



# K-STATE MEN'S BASKETBALL

## // 2021-22 GAME NOTES

31 NCAA TOURNAMENT APPEARANCES ■ 4 FINAL FOUR [1948, 1951, 1958, 1964] ■ 21 CONFERENCE TITLES

### THE MATCHUP // GAME 11

—/— **K-STATE WILDCATS**  
[7-3, 0-0 Big 12]



**Head Coach:** Bruce Weber [Wisconsin-Milwaukee '78]  
**Record at K-State:** 177-133/10th Year  
**Career Record:** 490-288/24th Year  
**vs. McNeese State:** 0-0 [0-0 at K-State]

NCAA NET: 80  
KenPom: 66



—/— **McNEESE STATE COWBOYS**  
[3-8, 0-0 Southland]



**Head Coach:** John Aiken [Southern Maine '08]  
**Record at McNeese State:** 3-8/1st Year  
**Career Record:** 33-41/3rd Year  
**vs. K-State:** 0-0 [0-0 at McNeese State]

NCAA NET: 289  
KenPom: 325

Tuesday, Dec. 21, 2021 ■ 7:01 p.m. (CT) ■ Manhattan, Kan. ■ Bramlage Coliseum [11,654] ■ Big 12 Now

### K-STATE HOSTS McNEESE STATE BEFORE HOLIDAY BREAK

► Kansas State (7-3) makes a quick turnaround on Tuesday night, as the Wildcats play host to first-time opponent and Southland Conference foe McNeese State (3-8) at 7 p.m., CT at Bramlage Coliseum. It will be K-State's second game in a 3-day span after knocking off Nebraska, 67-58, on Sunday night before a sold-out crowd at Pinnacle Bank Arena.

► The Wildcats have now won 5 of their last 6 games with their only loss in that span coming by 1-point to Marquette on Dec. 8, while they have started the year with consecutive road victories (Wichita State and Nebraska) for the first time since the 2017-18 season. They held both the Shockers and Cornhuskers to less than 60 points in the victories.

► K-State boasts a 5-1 record at Bramlage Coliseum this season, averaging 74.3 points in those contests on 49.1 percent shooting, including 40.9 percent from 3-point range, while holding opponents to 55.7 points on 37.3 percent shooting.

### SERIES HISTORY

Overall	First meeting
Current Streak	n/a
In Manhattan	First meeting
At Bramlage Coliseum	First meeting
Last Meeting	n/a
Weber vs. Aiken	First meeting

### OPENING TIP

► K-State looks to wrap up the calendar year 2021 on a winning note with non-conference home games against McNeese State (3-8) and Morgan State (4-7) before opening Big 12 play at Oklahoma (9-2) on New Year's Day. The team needs just 2 wins to equal its entire win total (9) from 2020-21.

► The Wildcats' 3 losses to No. 13/12 Arkansas (64-72), No. 14/15 Illinois (64-72) and Marquette (63-64) have come by a combined 17 points.

► K-State turned to its reliable defense to grind out the 67-58 win at Nebraska on Sunday night, holding the Cornhuskers to 17 points under their scoring average in the first meeting with their old conference rival in more than a decade. The Wildcats held the Huskers to their second-fewest points of the season and their second-lowest field goal percentage (32.8 percent / 19-of-58). They started the game 5-of-10 from 3-point range before missing their final 18 attempts from long range, including all 11 in the second half.

► K-State struggled to find consistency on offense, finishing at 39 percent (23-of-59) from the field, including 23.1 percent (6-of-26) from 3-point range. However, the Wildcats did take advantage of their opportunities in the paint, scoring 34 points, while getting 23 points from its bench and outscoring the Huskers, 22-11, in points off turnovers. The team also made sure to take care of their chances at the free throw line, converting on 15 of 18 attempts.



*Sophomore Nijel Pack enjoyed his best all-around game of the season against Nebraska on Sunday, scoring a team-high 15 points to go with a career-high 8 rebounds and season-tying highs of 5 assists and 2 steals in 34 minutes.*

► K-State also got a big lift from sophomore **Nijel Pack**, who returned to the starting lineup against Nebraska (12/19/21) after coming off the bench against Green Bay (12/12/21). Pack, who missed consecutive games against Wichita State (12/5/21) and Marquette (12/8/21), posted a team-high 15 points in the victory to go with a career-high 8 rebounds and a season-tying 5 assists and 2 steals in a season-best 34 minutes of action. Pack has now scored in double figures in 7 of his 8 games played this season, as he leads the Wildcats in scoring (14.5 ppg.), double-digit scoring games (7) and 3-point field goals (21).

► K-State continue to hang its hat on defense, where the team ranks among the top-30 in 4 defensive categories, including first in 3-point field goal percentage defense (23.8), 18th in defensive rebounds (29.5), 20th in field goal percentage defense (37.8) and 26th in scoring defense (59.5). The Wildcats have held 5 of 10 opponents under 60 points, including back-to-back opponents (North Dakota and UAlbany) to under 50 points for the first time since December 2015. They are also averaging 17.8 points per game off opponent turnovers.

► McNeese State enters Tuesday's game with a 3-8 record after having dropped its last 5 contests (Samford, Seattle, Wyoming, Louisiana and UTEP) with 4 of those coming on the road. The Cowboys are averaging 71.7 points per game on 43.1 percent shooting, including 28.6 percent from 3-point range, and have a pair of double-digit scorers in forward **Myles Lewis** (10.7 ppg.) and center **Brendan Medley-Bacon** (10.1 ppg.) under first-year head coach **John Aiken**.

► This will be the first meeting between K-State and McNeese State and just the fourth-ever against a Southland Conference foe after victories over Northwestern State and New Orleans in 1999 and Texas A&M-Corpus Christi in 2003.

### ■ K-STATE'S PROJECTED ROTATION (Based on last game)

Starters	Ht.	Wt.	Yr.-Exp.	Hometown	PPG	RPG	AST	FG%	3FG%	FT%	MPG
G 1 <b>MARKUIS NOWELL</b>	5-8	160	Jr.-TR	Harlem, N.Y.	12.3	4.0	4.4	40.0	30.6	88.9	26.2
<i>The transfer guard has started the last 4 games, averaging 13.3 points, 6.5 assists, 5.8 rebounds and 2.0 steals in 32.8 minutes per game.</i>											
G 13 <b>MARK SMITH</b>	6-4	225	Sr.-TR	Edwardsville, Ill.	9.6	7.7	1.6	44.3	39.1	60.7	26.3
<i>The fifth-year senior transfer has 3 double-doubles in the last 6 games, averaging 10.8 points, 8.7 rebounds, 1.7 assists and 1.0 steals in 26.2 minutes per game in that span.</i>											
G 24 <b>NIJEL PACK</b>	6-0	180	So.-1L	Indianapolis, Ind.	14.5	3.3	2.6	48.8	42.9	86.7	26.9
<i>The sophomore has started 7 of 8 games played this season, leading the team in scoring (14.5 ppg.), double-digit scoring games (7) and 3-point field goals (21).</i>											
F 25 <b>ISMAEL MASSOUD</b>	6-9	210	So.-TR	East Harlem, N.Y.	8.2	4.4	0.6	38.0	35.9	100.0	27.6
<i>The sophomore transfer has scored in double figures in 3 consecutive games for the first time this season, including a season-best 17 points vs. Green Bay (12/12/21).</i>											
C 20 <b>KAOSI EZEAGU</b>	6-10	255	Jr.-1L	Brampton, Ontario	7.6	5.0	0.4	75.7	—	60.6	17.0
<i>The junior big man has showed his ability when he stays out of foul trouble, scoring career-best 15 points vs. North Dakota (11/28/21) and near double-double at Nebraska (12/19/21).</i>											

Key Reserves	Ht.	Wt.	Yr.-Exp.	Hometown	PPG	RPG	AST	FG%	3FG%	FT%	MPG
G 00 <b>Mike McGuirl</b>	6-3	200	Sr.-4L	Ellington, Conn.	6.6	3.0	2.6	35.0	21.4	73.3	24.5
G 3 <b>Selton Miguel</b>	6-4	210	So.-1L	Luanda, Angola	7.9	5.1	2.2	40.0	29.4	73.7	24.7
F 12 <b>Carlton Linguard, Jr.</b>	7-0	220	Jr.-1L	San Antonio, Texas	1.0	0.0	0.0	33.3	0.0	—	3.6
F 21 <b>Davion Bradford</b>	7-0	270	So.-1L	St. Louis, Mo.	4.7	2.9	0.1	54.5	—	66.7	14.5
G 22 <b>Luke Kasubke</b>	6-5	190	So.-1L	St. Louis, Mo.	2.7	0.9	0.7	35.5	26.3	—	15.2
F 33 <b>Logan Landers</b>	6-9	215	Fr.-HS	Cedarburg, Wis.	1.3	1.3	0.1	44.4	0.0	66.7	7.9

### ATHLETICS COMMUNICATIONS

Tom Gilbert | Director of Men's Basketball Communications | E: tgilbert@kstatesports.com | O: (785) 532-7979 | C: (785) 587-7868

### ■ 2021-22 SCHEDULE/RESULTS

#### OVERALL RECORD: 7-3

Big 12: 0-0 ■ Non-Conference: 7-3

Home: 5-1 ■ Away: 2-0 ■ Neutral: 0-2

#### ■ NOVEMBER (3-2)

Thurs. 4	PITTSBURG STATE (Exh.)	Big 12 Now	W, 78-59
Wed. 10	FLORIDA A&M	Big 12 Now	W, 67-57
Wed. 17	OMAHA	Big 12 Now	W, 79-64

*Hall of Fame Classic (T-Mobile Center, Kansas City, Mo.)*

Mon. 22	vs. 13/12 Arkansas	ESPN	L, 64-72
Tues. 23	vs. 14/15 Illinois	ESPN	L, 64-72
Sun. 28	NORTH DAKOTA	Big 12 Now	W, 84-42

#### ■ DECEMBER (4-1)

Wed. 1	UALBANY	Big 12 Now	W, 71-43
Sun. 5	@Wichita State^	ESPN	W, 65-59

*BIG EAST/Big 12 Battle (Bramlage Coliseum, Manhattan, Kan.)*

Wed. 8	MARQUETTE	ESPN2	L, 63-64
Sun. 12	GREEN BAY	Big 12 Now	W, 82-64
Sun. 19	@Nebraska	B10 Network	W, 67-58
Tues. 21	McNEESE STATE	Big 12 Now	7 pm
Wed. 29	MORGAN STATE	Big 12 Now	7 pm

#### ■ JANUARY (0-0)

Sat. 1	@Oklahoma*	ESPN	7 pm
Tues. 4	TEXAS*	Big 12 Now	6 pm
Sat. 8	@West Virginia*	Big 12 Now	1 pm
Wed. 12	TCU*	ESPN	8 pm
Sat. 15	TEXAS TECH*	ESPN2	11 am
Tues. 18	@Texas*	LHN	7:30 pm
Sat. 22	KANSAS*	Big 12 Now	3 pm
Tues. 25	@Baylor*	Big 12 Now	7 pm

*Big 12/SEC Challenge (Black Pavilion at Ole Miss, Oxford, Miss.)*

Sat. 29	@Ole Miss	ESPN	3 pm
---------	-----------	------	------

#### ■ FEBRUARY (0-0)

Wed. 2	OKLAHOMA STATE*	ESPN2/U	8 pm
Sat. 5	@TCU*	ESPN2/U	7 pm
Wed. 9	BAYLOR*	Big 12 Now	7 pm
Sat. 12	@Iowa State*	ESPN	3 pm
Mon. 14	WEST VIRGINIA*	ESPN2	6 pm
Sat. 19	@Oklahoma State*	ESPN2/U	1 pm
Tues. 22	@Kansas*	ESPN2	8 pm
Sat. 26	IOWA STATE*	ESPN	1 pm
Mon. 28	@Texas Tech*	ESPN2	8 pm

#### ■ MARCH (0-0)

Sat. 5	OKLAHOMA*	Big 12 Now	3 pm
--------	-----------	------------	------

*Phillips 66 Big 12 Championship (T-Mobile Center, Kansas City, Mo.)*

Wed. 9	First Round	ESPN	6/8 pm
Thurs. 10	Quarterfinals	ESPN2/U	
Fri. 11	Semifinals	ESPN/U	6/8 pm
Sat. 12	Championship	ESPN	8 pm

Home Games in BOLD CAPS | \*Big 12 Conference Game

^Played at INTRUST Bank Arena [Wichita, Kan.]

All Times Central and Subject to Change | Rankings: AP/USA Today Coaches

### ■ GAME INFORMATION

TELEVISION: BIG 12 NOW ON ESPN+

App: ESPN | Online: es.pn/3e8oJp9

Play-by-Play: Ben Boyle | Analyst: Stan Weber

Sideline Reporter: Katherine Benhardt

RADIO: K-STATE SPORTS NETWORK

App: Varsity Network/SXM 979 | Online: XM 389  
www.kstatesports.com/watch [free]

Play-by-Play: Wyatt Thompson | Analyst: Matt Walters

### LIVE STATS

www.kstatesports.com  
kstate.statbroadcast.com

### SOCIAL MEDIA: #KSTATEMBB

Twitter: @KStateMBB // @kstatesports


Instagram: kstatembmb

Facebook: /kstatembmb

YouTube: /KStateSports

## QUICK FACTS

**Kansas State University**  
**Manhattan, KS 66502**



<b>Founded</b>	1863
<b>Enrollment</b>	20,229 (Fall 2021)
<b>Nickname</b>	Wildcats
<b>School Colors</b>	Purple (PMS 2695C) and White
<b>Conference</b>	Big 12
<b>President</b>	Richard B. Myers (Kansas State '65) <i>set to retire once Dr. Linton assumes presidency</i>
<b>President-Elect</b>	Dr. Richard H. Linton (Virginia Tech '88, '91, '94) <i>set to assume the presidency on Feb. 14, 2022</i>
<b>Director of Athletics</b>	Gene Taylor (Arizona State '80)
<b>Faculty Athletics Representative</b>	Dr. Be Stoney (UTEP '81)

## ALL-TIME RECORD

118th season of Kansas State men's basketball	
<b>First Year of Basketball</b>	1903
<b>Overall Record</b>	1,688-1,199 (.584)
<b>Postseason Tournament Appearances</b>	38 (31 NCAA, 7 NIT)
<b>Postseason Tournament Record</b>	43-43 (.500)
<b>NCAA Tournament Appearances</b>	31 <i>tied for 20th-most nationally in Division I</i>
<b>NCAA Tournament Record</b>	37-35 (.514)
<b>Conference Tournament Record (1977-present)</b>	37-42 (.468)
<b>Big 12 Championship Record (1996-present)</b>	17-24 (.415)

## BRAMLAGE COLISEUM

<b>Opened</b>	Nov. 26, 1988 <i>defeated Purdue, 81-77</i>
<b>Capacity</b>	11,684
<b>Overall Record</b>	398-138 (.742)
<b>Conference Record (Big Eight/12)</b>	156-110 (.587)
<b>Weber's Record at Bramlage Coliseum</b>	113-42 (.727)

## NCAA TOURNAMENT HISTORY

**Appearances (31):** 1948, 1951, 1956, 1958, 1959, 1961, 1964, 1968, 1970, 1972, 1973, 1975, 1977, 1980, 1981, 1982, 1987, 1988, 1989, 1990, 1993, 1996, 2008, 2010, 2011, 2012, 2014, 2017, 2018, 2019

**Final Four (4):** 1948, 1951, 1958, 1964

**Elite Eight (12):** 1951, 1958, 1959, 1961, 1964, 1972, 1973, 1975, 1981, 1988, 2010, 2018

**Sweet 16 (17):** 1951, 1956, 1958, 1959, 1961, 1964, 1968, 1970, 1972, 1973, 1975, 1977, 1981, 1982, 1988, 2010, 2018

## CONFERENCE CHAMPIONSHIPS

**Appearances (31):** 1948, 1951, 1956, 1958, 1959, 1961, 1964, 1968, 1970, 1972, 1973, 1975, 1977, 1980, 1981, 1982, 1987, 1988, 1989, 1990, 1993, 1996, 2008, 2010, 2011, 2012, 2014, 2017, 2018, 2019

**Final Four (4):** 1948, 1951, 1958, 1964

**Elite Eight (12):** 1951, 1958, 1959, 1961, 1964, 1972, 1973, 1975, 1981, 1988, 2010, 2018

**Sweet 16 (17):** 1951, 1956, 1958, 1959, 1961, 1964, 1968, 1970, 1972, 1973, 1975, 1977, 1981, 1982, 1988, 2010, 2018

## CONFERENCE TOURNAMENT TITLES

**Titles (2):** 1977, 1980

**Finals Appearances (8):** 1977, 1978, 1980, 1981, 1988, 1993, 2010, 2013

## MEDIA RESOURCES

### CREDENTIALS

Outlets interested in obtaining credentials to cover K-State men's basketball home games must apply for credentials via Sports Systems. Applications for season and single-game credentials should be submitted at least one week in advance of the game(s) one plans to cover.

**Link:** [www.sportssystem.com/kstate/basketball](http://www.sportssystem.com/kstate/basketball)

### MEDIA AVAILABILITY // COVERING PRACTICE

Head coach **Bruce Weber** and requested players will typically be available for interviews twice a week during the season. Please contact basketball SID **Tom Gilbert** ([tgilbert@kstatesports.com](mailto:tgilbert@kstatesports.com)) for dates and times. All weekly interviews will be done via Zoom for the ease and convenience for all parties.

Select K-State men's basketball practices are open to the media. Please contact **Tom Gilbert** on a weekly basis for those dates and times.

# 2021-22 KANSAS STATE WILDCATS



**MIKE MCGUIRL** 00

G / 6-3 / 200 / Sr.-4L  
 Ellington, Conn.



**MARKQUIS NOWELL** 1

G / 5-8 / 160 / Jr.-TR  
 Harlem, N.Y.



**MAXIMUS EDWARDS** 2

G / 6-5 / 220 / Fr.-HS  
 Stratford, Conn.



**SELTON MIGUEL** 3

G / 6-4 / 210 / So.-1L  
 Luanda, Angola



**SERYEE LEWIS\*** 4

F / 6-9 / 230 / So.-1L  
 Chicago, Ill.



**CARLTON LINGUANG, JR.** 12

F / 7-0 / 220 / Jr.-1L  
 San Antonio, Texas



**MARK SMITH** 13

G / 6-4 / 225 / Sr.-TR  
 Edwardsville, Ill.



**DREW HONAS\*** 14

G / 6-2 / 175 / Sr.-1L  
 Medicine Lodge, Kan.



**TREY HARRIS\*** 15

G / 5-11 / 165 / So.-TR  
 Bloomington, Ill.




**KAOSI EZEAGU** 20

F / 6-10 / 255 / Jr.-1L  
 Brampton, Ontario



**DAVION BRADFORD** 21

F / 7-0 / 270 / So.-1L  
 St. Louis, Mo.



**LUKE KASUBKE** 22

G / 6-5 / 190 / So.-1L  
 St. Louis, Mo.



**JORDAN BROOKS\*** 23

F / 6-4 / 190 / So.-1L  
 Grayson, Ky.



**NIJEL PACK** 24

G / 6-0 / 180 / So.-1L  
 Indianapolis, Ind.



**ISMAEL [ISH] MASSOUD** 25

F / 6-9 / 210 / So.-TR  
 East Harlem, N.Y.



**LOGAN LANDERS** 33

F / 6-9 / 215 / Fr.-HS  
 Cedarburg, Wis.



**BRUCE WEBER** HC

Head Coach  
 10th Season  
 Wisconsin-Milwaukee '78

## NUMERICAL

No	Name	Pos	Ht	Wt	Yr-Exp	Hometown (Schools)
00	Mike McGuirl	G	6-3	200	Sr.-4L	Ellington, Conn. (East Catholic)
1	Markquis Nowell	G	5-8	160	Jr.-TR	Harlem, N.Y. (St. Patrick/Little Rock)
2	Maximus Edwards	G	6-5	220	Fr.-HS	Stratford, Conn. (Our Saviour Lutheran School [N.Y.]
3	Selton Miguel	G	6-4	210	So.-1L	Luanda, Angola (West Oaks Academy [Fla.]
4	Seryee Lewis^	F	6-9	230	So.-1L	Chicago, Ill. (Compass Prep [Ariz.]
12	Carlton Liguang, Jr.	F	7-0	220	Jr.-1L	San Antonio, Texas (Stevens/Temple College [Texas])
13	Mark Smith	G	6-4	225	Sr.-TR	Edwardsville, Ill. (Edwardsville/Illinois/Missouri)
14	Drew Honas*	G	6-0	170	Jr.-TR	Medicine Lodge, Kan. (Medicine Lodge/Pratt Community College)
15	Trey Harris*	G	5-11	165	So.-TR	Bloomington, Ill. (Bloomington/Indian Hills Community College)
20	Kaosi Ezeagu	F	6-10	255	Jr.-1L	Brampton, Ontario (GTA Prep/UTEP)
21	Davion Bradford	F	7-0	270	So.-1L	St. Louis, Mo. (Mehlville)
22	Luke Kasubke	G	6-5	190	So.-1L	St. Louis, Mo. (Chaminade)
23	Jordan Brooks*	F	6-4	190	So.-TR	Grayson, Ky. (East Carter/Bosco Institute [Ind.]/Iona)
24	Nijel Pack	G	6-0	180	So.-1L	Indianapolis, Ind. (Lawrence Central)
25	Ismael [ish] Massoud	F	6-9	210	So.-TR	East Harlem, N.Y. (The MacDuffie School/Wake Forest)
33	Logan Landers	F	6-9	215	Fr.-HS	Cedarburg, Wis. (Cedarburg)

## COACHING STAFF

**Head Coach:** Bruce Weber (Wisconsin-Milwaukee '78), 24th Season // 10th Season at K-State

**Associate Head Coach:** Chris Lowery (Southern Illinois '95), 10th Season

**Assistant Coach:** Jermaine Henderson (Miami [Ohio] '97), Fifth Season

**Assistant Coach:** Shane Southwell (Kansas State '14, '19), Fourth Season [Second as an assistant coach]

**Director of Operations:** Drew Speraw (UCF '09), 10th Season

## SUPPORT STAFF

**Director of Student-Athlete Development:** Mike Furlong (Hillsdale '15), Seventh Season

**Video Coordinator:** Nate Michael (McKendree '18, '19), Third Season [First in a full-time role]

**Strength and Conditioning Coach:** A.J. Kloss (Iowa '13, Kansas State, '16), First Season

**IFBC Sports Medicine Coordinator/Athletic Trainer:** Luke Sauber (Kansas State '05), Eighth Season

**Recruiting Coordinator/Assistant to Head Coach:** Bailey Bachamp (Kansas State '11), 10th Season

**Graduate Student Manager:** Curtis Kelly (Kansas State '11), First Season

**Graduate Student Manager:** Zack Price (Missouri Western '15, '18), First Season

## PRONUNCIATION GUIDE

<b>DAVION</b> Bradford	DAVE-eh-on	<b>ISMAEL [ISH] MASSOUD</b>	ish-MAY-el mah-SUED
<b>KAOSI</b> EZEAGU	K-C Easy-A-GOO	<b>Mike MCGUIRL</b>	muh-GIRL
<b>Drew</b> HONAS	HO-nus	<b>SELTON</b> Miguel	SELL-ton
<b>Luke</b> KASUBKE	KAH-soup-KEY	<b>MARKQUIS</b> NOWELL	mar-KEESE no-WELL
<b>SERYEE</b> Lewis	Pronounced like Siri	<b>NIJEL</b> Pack	Pronounced like Nigel

\*Walk-on | ^Will redshirt the 2021-22 season after suffering an injury in the preseason.

**NOTE:** Kansas State has elected to advance players' classification even though the 2020-21 season did not affect eligibility. Those that wish to take advantage of the extra year will be listed as a senior again after their original eligibility would have been exhausted.

## TEAM INFORMATION

<b>2020-21 Record</b>	9-20 (4-14/9th Big 12)
<b>Lettermen Returning/Lost</b>	9/5
<b>Starters Returning/Lost</b>	4/2
<b>Newcomers</b>	7
<b>Roster Breakdown (Gr./Sr./Jr./So./Fr.)</b>	2/13/8/2

## &gt;&gt;&gt; BY THE NUMBERS

23.8

K-State has been stingy from the 3-point line, holding opponents to 23.8 percent shooting from 3-point range, which ranks 1st nationally. If you take out the Illinois game (12-of-26), the team is holding foes to 21.1 percent.

59.5

K-State is holding opponents to 59.5 points per game, which ranks 4th in the Big 12 and 26th nationally. The Wildcats held 5 of 10 opponents under 60 points, including 3 in a row for the first time since the 2018-19 season.

97

K-State's 3 transfers - **Markquis Nowell**, **Ish Massoud** and **Mark Smith** - combined for 97 of the team's 145 points against Marquette and Green Bay with Massoud and Nowell each scoring 33 and Smith 31.

## TEAM NOTES

## ■ SERIES HISTORY

- **Overall:** First meeting
- **In Manhattan:** First meeting
- **Active Streak:** n/a
- **Weber vs. McNeese State:** First meeting
- **K-State vs. Southland:** 3-0 [3-0 at home]
- **Weber vs. John Aiken:** First meeting



## SERIES HISTORY [0-0]

Date	Rank	Result	Score	Location
First meeting				

**LAST MEETING:**  
n/a

## NOTES ON McNEESE STATE

► McNeese State enters Tuesday's contest with a 3-8 overall record and have not played since an 82-72 loss at UTEP on Dec. 16. The Cowboys had a home game with Dallas Christian canceled on Saturday. The team has lost 5 in a row heading into their game with K-State with losses to Samford (75-83), Seattle (62-78), Wyoming (58-79), Louisiana (68-83) and UTEP.

► The Cowboys are averaging 71.7 points per game on 43.1 percent shooting, including 28.6 percent from 3-point range, with 38.5 rebounds, 12.5 assists, 10.2 steals and 3.9 blocks per game, while allowing opponents to average 75.6 points on 42.5 percent shooting, including 33 percent from long range. The team is hitting on 58.2 percent from the free throw line.

► Six players are averaging better than 7 points per game, including a pair averaging in double figures led by graduate transfer **Myles Lewis** (10.7 ppg.) and junior **Brendan Medley-Bacon** (10.1 ppg.). Lewis is connecting on 52.7 percent from the field to go with 4.9 rebounds per game, while Medley-Bacon is hitting on 60.9 percent to go with 6.5 rebounds and 1.2 blocks per game. Graduate transfer **Kellon Taylor** is third on the team in scoring at 8.9 points to go with a team-best 1.8 assists per game, while sophomore **Collin Warren** and junior T.J. Moss average 8.6 and 7.8 points per game, respectively.

► McNeese State returns just 4 lettermen, including 1 starter, from a team that went 10-14 in 2020-21, including a 10th place finish in Southland Conference play with a 4-10 mark. They have 12 newcomers.

► Head coach **John Aiken** is in his first season leading the McNeese State program. He previously was the associate head coach for the past 3 seasons, replacing **Heath Schroyer**, who decided to focus on being the athletics director on a full-time basis. Aiken was previously the head coach at Belhaven, an NAIA program he guided to national tournament appearances.

## SERIES HISTORY

► This will be the first meeting between K-State and McNeese State.

► K-State has played just 3 other Southland Conference opponents (New Orleans, Northwestern State and Texas A&M-Corpus Christi), all coming at home. The wins against New Orleans (62-47) and Northwestern State (76-71) both came during the 1999-2000 season, while the victory over Texas A&M-Corpus Christi (89-50) came on Dec. 20, 2003.

► Head coach **Bruce Weber** is 2-0 vs. Southland Conference opponents in his career, defeating Northwestern State, 69-51, in the first round of the Las Vegas Invitational on Dec. 30, 2004 and defeating Texas A&M-Corpus Christi, 72-53, in a home game on Nov. 16, 2008. Both wins came while head coach at Illinois.

## NON-CONFERENCE HISTORY

► K-State has a 120-14 (.898) record at home venues (includes home games played at Bramlage Coliseum, INTRUST Bank Arena in Wichita and the T-Mobile Center in Kansas City) in non-conference play dating back to the 2006-07 season, including a 111-12 (.906) mark at Bramlage Coliseum.

► Despite seeing their 33-game winning streak end at Bramlage Coliseum with a loss to Marquette on Dec. 7, 2019, the Wildcats have still won 107 of their last 119 non-conference home games.

► K-State has posted a 157-50 (.757) record in non-conference play since the 2006-07 season. Prior to the 2020-21 season, the Wildcats had posted double-digit non-conference wins in 12 of the previous 13 seasons.

► Head coach **Bruce Weber** is 89-34 (.719) in non-conference play since he arrived at K-State, including a 68-12 (.848) mark at home.

## UP NEXT: MORGAN STATE (4-7)

► K-State will take an 8-day break from competition due to the holidays before returning against Morgan State (4-7) on Wednesday, Dec. 29 at 7 p.m., CT.

## ■ STAT COMPARISON (2021-22 stats)

Category	K-State	McN
<b>Overall Record</b>	7-3	3-8
<b>Scoring Average</b>	70.6	71.7
<b>Opp. Scoring Average</b>	59.5	75.6
<b>Scoring Margin</b>	+11.1	-3.9
<b>FG Percentage</b>	44.0	43.1
<b>Opp. FG Percentage</b>	37.8	42.5
<b>3-point FG Percentage</b>	33.2	28.6
<b>3-point FG/Game</b>	7.5	6.5
<b>FT Percentage</b>	74.1	58.2
<b>Rebounds/Game</b>	38.4	38.5
<b>Rebounding Margin</b>	+4.4	+0.5
<b>Assists/Game</b>	14.3	12.5
<b>Turnovers/Game</b>	12.2	18.1
<b>Turnover Margin</b>	+2.0	-1.3
<b>Assist/Turnover Ratio</b>	1.2	0.7
<b>Steals/Game</b>	7.8	10.2
<b>Blocks/Game</b>	1.9	3.9

## LAST TIME OUT:

## K-STATE 67, NEBRASKA 58

► K-State turned to its reliable defense to grind out another road victory, as the Wildcats held Nebraska to more than 17 points under its average in a 67-58 win on Sunday night before a sold-out crowd of 15,043 fans at Pinnacle Bank Arena.

► K-State has now won 5 of its last 6 games and opened the year with back-to-back road victories for the first time since the 2017-18 season.

► With their offense struggling with consistency, the Wildcats turned up their always solid defensive effort in holding the Cornhuskers to their second-fewest points of the season (58) and second-lowest field goal percentage (32.8). The Huskers, who started the game 5-of-10 from 3-point range, missed their final 18 attempts from long range, including all 11 in the second half.

► K-State has now held 5 of 10 opponents under 60 points, including back-to-back on the road.

► Playing for the first time in more than a decade in Lincoln and the first time in Pinnacle Bank Arena, the Wildcats allowed the Cornhuskers to get in rhythm early, falling behind by as many 10 points, including 25-15 with 8:48 to play. However, the team rattled off 16 straight points as part of a larger 18-2 run to end the opening half to take a 33-27 advantage into the locker room.

► After Nebraska took the momentum back with 9 straight to open the second half, the squads traded the lead back and forth until a 12-2 run keyed by a 3-pointer from sophomore **Nijel Pack** gave K-State the lead for good with 9:44 remaining. The Huskers made one last run, closing to within 59-55 with 2:41 to play, however, a Pack free throw and a long 3-pointer from fifth-year senior **Mark Smith** ended any further rally.

► Pack led the way offensively for the Wildcats with 15 points on 5-of-13 field goals, including 2-of-9 from 3-point range, to go with a career-high 8 rebounds, 5 assists and 2 steals, while fellow sophomore **Ish Massoud** added 10 points on 2-of-4 field goals, including 1-of-3 from long range, and a perfect 5-of-5 effort from the free throw line.

► Big men – junior **Kaosi Ezeagu** and sophomore **Davion Bradford** – had their best games of the season with a combined 18 points and 15 rebounds. Ezeagu finished with a near double-double with 9 points and career-tying 9 rebounds, while Bradford added a season-high 9 points and 5 rebounds.

## QUOTING BRUCE WEBER

Obviously, you win a road game and you're happy. We knew they would come out and get after us. We were able to ride our defense.



TEAM NOTES

LEADING WITH DEFENSE

- ▶ K-State has developed a strong reputation as defensive team under head coach **Bruce Weber**, ranking among the top-60 nationally in opponent points per game 6 times in the 9 seasons.
- ▶ The Wildcats ranked fourth nationally in scoring defense (59.6 ppg.) during its Big 12 Championship season in 2018-19, while they placed 36th (60.4 ppg.) in 2012-13 and 46th (67.0 ppg.) in 2017-18.
- ▶ K-State has held 216 opponents (out of 310 total) under 70 points during **Bruce Weber's** tenure, including a program-best 31 in 2012-13. The Wildcats have also held 108 opponents under 60 points in that span, while 29 have scored less than 50 points in his tenure.
- ▶ In addition to its scoring defense, K-State has ranked among the top-40 in opponent 3-point field goal percentage 3 times (2013-14, 2015-16 and 2018-19) and among the top-50 in steals on 5 occasions (every season from 2015-16 to 2019-20) in the **Bruce Weber** era. Twice (2016-17 and 2019-20) the school has ranked the top-45 in opponent turnovers.
- ▶ The Wildcats have held opponents to under 40 percent shooting in 106 games in the **Bruce Weber** era, including under 35 percent in 51 games.
- ▶ K-State struggled mightily across the board during the 2020-21 season, but no more than on defensive end, allowing 80 or more points 7 times in the first 21 games, including allowing 100 or more points in both regular-season games with eventual national champion Baylor. However, the Wildcats were able to win 4 of their last 7 games due to their improved defense, as they held 5 of those 7 opponents under 60 points. During the last 7 games of the season, the team held their opponents to 59.3 points on 40.6 percent shooting (146-360), including 26.1 percent (36-of-138) from 3-point range.
- ▶ K-State has started the season off where they left off at the end of the 2020-21 season, as the defense is allowing 59.5 points on 37.8 percent shooting, including 23.8 percent from 3-point range. The Wildcats rank among the top-30 in 4 defensive categories, including first in 3-point field goal percentage defense, 20th in field goal percentage defense and 26th in scoring defense.
- ▶ The Wildcats responded to allowed 72 points in back-to-back games vs. No. 13/12 Arkansas (11/22/21) and No. 14/15 Illinois (11/23/21) with stellar efforts vs. North Dakota (11/28/21) and UAlbany (12/2/21), allowing the fewest combined points (85) in consecutive games since holding Lamar (55) and Alabama-Huntsville (26) to 81 combined points on Nov. 12 and 13, 2012.

■ NON-CONFERENCE SUCCESS

Year	Overall	Home	Bramlage
2006-07	11-4	7-0	7-0
2007-08	10-4	8-1	7-1
2008-09	12-3	11-0	10-0
2009-10	13-1	9-0	8-0
2010-11	12-3	9-1	8-1
2011-12	11-1	7-0	6-0
2012-13	11-2	9-0	8-0
2013-14	10-3	7-1	7-1
2014-15	7-6	6-2	5-2
2015-16	11-2	8-0	8-0
2016-17	11-2	8-0	8-0
2017-18	11-2	8-1	8-0
2018-19	10-3	7-0	6-0
2019-20	7-6	6-2	6-1
2020-21	4-5	4-5	4-5
2021-22	7-3	5-1	5-1
<b>Total</b>	<b>158-50 (.760)</b>	<b>120-14 (.896)</b>	<b>111-12 (.902)</b>

- ▶ K-State has been able to score points off its opponent turnovers (17.8 ppg.) while forcing an average of 14.2 turnovers per game. The Wildcats has scored 20 or more points off turnovers 3 times, including 22 vs. Nebraska (12/19/21).

IMPROVED OFFENSE, BUT WORK CONTINUES FROM 3

- ▶ The Wildcats are averaging 70.6 points on 44 percent shooting, including 33.2 percent from 3-point range, while connecting on 74.1 percent from the free throw line through the first 10 games. The team is averaging 30.8 points in the paint, 22.1 points off the bench, 17.8 points off turnovers, 9.6 fast-break points and 9.2 points on second-chance opportunities.
- ▶ K-State's offense shines when the Wildcats share the ball, as the team is averaging 73.6 points and 15.6 assists in their 7 wins compared to just 63.7 points and 11.3 assists in their 3 losses. The squad also scored 216 combined points (30.9 ppg.) in the paint in their 7 victories, including 46 vs. North Dakota, which were the most since scoring 50 against Eastern Kentucky in Nov. 16, 2018.

- ▶ The Wildcats' 3-point shooting strives for consistency, as they made just 22.7 percent (27-of-119) vs. No. 13/12 Arkansas, No. 14/15 Illinois, Wichita State, Marquette and Nebraska, while hitting on nearly 45 percent (48-of-107) in games vs. Florida A&M, Omaha, North Dakota, UAlbany and Green Bay.

- ▶ The Wildcats were really clicking offensively in the 79-61 win over Omaha (11/17/21), as the team connected on 52.8 percent (28-of-53) from the field, including 47.4 percent (9-of-19) from the 3-point line, and hit on 87.5 percent (14-of-16) from the free throw line. The squad hit 50 percent or better from the field in each half for the first time since the Milwaukee game (12/21/20).

- ▶ K-State played even better offensively against North Dakota (11/28/21), hitting on 60.3 percent (35-of-58) from the field, including 69 percent (20-of-29) in the second half, to post their first 80-point game since January 2020. It marked the first time that the Wildcats had shot better than 60 percent since hitting on 62.5 percent (35-of-56) against Alabama State on Dec. 11, 2019.

IMPROVED EXPERIENCE/DEPTH

- ▶ It has been well chronicled how young the Wildcats were during the 2020-21 season, as only 11 Division I schools were less experienced than K-State with only Auburn and Duke less experienced among the Power 6. The Wildcats were one of 10 teams to start at least 3 true freshmen in one game with **Davion Bradford**, **Selton Miguel** and **Nijel Pack** starting in 17 of the 29 games.
- ▶ K-State is hoping that the return of 9 of 14 lettermen, including senior **Mike McGuirl** and sophomores **Bradford**, **Miguel** and **Pack**, as well as the influx of 7 newcomers, including 3 transfers in **Ish Massoud** (Wake Forest), **Markquis Nowell** (Little Rock) and **Mark Smith** (Missouri) will lead to improved play.
- ▶ The Wildcats have used at least 8 players in each of the first 10 games with all 8 those players totaling double-digit field goals made and 7 averaging nearly 6 points per game, including a pair of double-digit scorers (**Pack** and **Nowell**).
- ▶ K-State is averaging nearly 22.1 points per game from its bench this season, including 28-point efforts against No. 13/12 Arkansas and No. 14/15 Illinois. The team has scored 20 or more bench points in 8 of 10 games.
- ▶ Before starting the last 4 games, **Nowell** had provided a spark off the bench, as he currently averages 12.3 points on 40 percent shooting and 88.9 percent from the free throw line. He has scored in double figures 7 times, as he led in points (16), rebounds (8) and assists (4) in his first start at Wichita State.

NATIONAL POLLS

THE ASSOCIATED PRESS POLL

Updated: December 20, 2021

Rank	School	Record	Points	Prv
1.	Baylor (60)	10-0	1524	1
2.	Duke	10-1	1445	2
3.	Purdue	10-1	1360	3
4.	Gonzaga	9-2	1313	5
5.	UCLA	9-1	1294	4
6.	Arizona	11-0	1230	8
7.	Kansas	9-1	1210	7
8.	USC	12-0	937	10
9.	Iowa State	11-0	926	11
10.	Alabama	9-2	897	6
11.	Michigan State	9-2	822	12
12.	Auburn	10-1	782	13
13.	Houston	10-2	780	14
14.	Ohio State	8-2	744	15
15.	Seton Hall	9-1	693	16
16.	Texas	8-2	569	17
17.	LSU	11-0	542	19
18.	Xavier	11-1	469	22
19.	Tennessee	8-2	447	18
20.	Kentucky	8-2	428	21
21.	Colorado State	10-0	328	23
22.	Providence	11-1	266	—
23.	Villanova	7-4	222	9
24.	Wisconsin	9-2	182	—
25.	Texas Tech	8-2	86	25

Other receiving votes: Oklahoma 65, West Virginia 57, UConn 55, Illinois 49, Loyola Chicago 42, Michigan 9, Arkansas 9, BYU 8, North Carolina 7, San Francisco 6, Wake Forest 5, Virginia Tech 4, Oklahoma State 4, Iowa 3, Minnesota 3, Creighton 2, Memphis 1.

COACHES POLL POWERED BY USA TODAY

Preseason: December 20, 2021

Rank	School	Record	Points	Prv
1.	Baylor (32)	10-0	800	1
2.	Duke	10-1	754	2
3.	Purdue	10-1	689	4
4.	Gonzaga	9-2	673	4
	Arizona	11-0	673	6
6.	UCLA	9-1	670	3
7.	Kansas	9-1	639	7
8.	Iowa State	11-0	501	11
9.	USC	12-0	480	9
10.	Michigan State	9-2	446	12
11.	Alabama	9-2	422	8
12.	Auburn	10-1	412	10
13.	Ohio State	8-2	400	15
14.	Houston	10-2	398	13
15.	Seton Hall	9-1	383	16
16.	LSU	11-0	254	20
17.	Texas	8-2	243	17
18.	Kentucky	8-2	217	21
19.	Tennessee	8-2	215	18
20.	Xavier	11-1	204	25
21.	Colorado State	10-0	203	23
22.	Villanova	7-4	158	10
23.	Providence	11-1	149	—
24.	Wisconsin	9-2	129	—
25.	Texas Tech	8-2	89	24

Other receiving votes: Arkansas 36, UConn 34, Illinois 24, West Virginia 23, Oklahoma 21, Loyola Chicago 16, Minnesota 15, San Francisco 12, Wake Forest 9, Saint Mary's 3, BYU 2, Florida 2, Michigan 1, Indiana 1.

TRACKING K-STATE IN THE POLLS

	AP	Coaches
Pre	—	—
11/15	—	—
11/22	—	—
11/29	—	—
12/6	—	—
12/13	—	—
12/20	—	—
12/27	—	—
12/30	—	—
1/3	—	—
1/10	—	—
1/17	—	—
1/24	—	—
1/31	—	—
2/7	—	—
2/14	—	—
2/21	—	—
2/28	—	—
3/7	—	—
3/14	—	—
Final	—	—

WILDCATS VS. RANKED TEAMS

K-State has played nearly 400 games vs. ranked teams in their history, posting a (.303) record, including 25-82 (.234) vs. the top-5, 49-141 (.258) vs. the top-10 and 72-196 (.269) vs. top-15.

**Bruce Weber** has a 27-65 record vs. ranked foes at K-State, owning school records for Top 25 wins (27), Top 10 wins (10) and home Top 25 wins (20).

## BIG 12 STANDINGS

As of Dec. 20, 2021

Team	Conference				Overall						
	W-L	Pct.	H	A	W-L	Pct.	H	A	N	Stk	
Baylor	0-0	.000	0-0	0-0	11-0	1.000	7-0	1-0	3-0	W11	
Iowa State	0-0	.000	0-0	0-0	11-0	1.000	8-0	1-0	2-0	W11	
West Virginia	0-0	.000	0-0	0-0	10-1	.909	7-0	1-0	2-1	W7	
Kansas	0-0	.000	0-0	0-0	9-1	.900	5-0	1-0	3-1	W5	
TCU	0-0	.000	0-0	0-0	9-1	.900	6-0	2-0	1-1	W6	
Oklahoma	0-0	.000	0-0	0-0	9-2	.818	5-1	1-0	3-1	W2	
Texas	0-0	.000	0-0	0-0	8-2	.800	7-0	0-2	1-0	W2	
Texas Tech	0-0	.000	0-0	0-0	8-2	.800	6-0	0-1	2-1	L1	
Kansas State	0-0	.000	0-0	0-0	7-3	.700	5-1	2-0	0-2	W2	
Oklahoma State	0-0	.000	0-0	0-0	7-4	.636	4-2	1-1	2-1	L1	

## Upcoming Schedule

## Tuesday, December 21

Chicago State at Iowa State, 6 p.m.  
Grambling State at TCU, 7 p.m.  
McNeese State at K-State, 7 p.m.  
Oklahoma State vs. USC, ccd.

## Wednesday, December 22

Rice at Texas, 1 p.m.  
Youngstown State at West Virginia, 5 p.m.  
Alcorn State at Oklahoma, 7 p.m.  
Eastern Washington at Texas Tech, 7 p.m.

## Tuesday, December 28

Northwestern State at Baylor, 7 p.m.  
Alabama State at Texas Tech, 7 p.m.  
Incarnate Word at Texas, 7:30 p.m.

## Wednesday, December 29

Texas Southern at TCU, 3 p.m.  
Harvard at Kansas, 7 p.m.  
**Morgan State at K-State, 7 p.m.**



## Big 12 Preseason Coaches Poll

Team	Pts
1. Kansas (8)	80
2. Texas (2)	70
3. Baylor	67
4. Texas Tech	51
5. Oklahoma State	49
West Virginia	49
7. Oklahoma	29
8. TCU	24
<b>9. KANSAS STATE</b>	<b>22</b>
10. Iowa State	9

First place votes in parenthesis

## Big 12 Preseason Team

- Matthew Mayer, Baylor
- Ochai Agbaji, Kansas
- Remy Martin, Kansas
- David McCormack, Kansas
- Marcus Carr, Texas
- Terrence Shannon, Jr., Texas Tech

Player of the Year: Remy Martin, Kansas

Newcomer of the Year: Marcus Carr, Texas

Freshman of the Year: Kendall Brown, Baylor

## THEY SAID IT

**Fifth-year senior Mark Smith remarks he and the other 2 transfers are getting more comfortable in their roles.**

"I think all three of us are just getting more comfortable in our roles, and everyone's starting to figure out what we can do. We have good players and we can help when we transfer in so we can help the returning players. I just think we are getting comfortable now in our role."

## SPECIALITY-STAT TRACKER

Opponent	Points in the Paint	Points Off TOS	2nd Chance Points	Bench Points
Florida A&M	20	19	9	22
Omaha	34	19	4	22
vs. 13/12 Arkansas	34	17	8	28
vs. 14/15 Illinois	28	23	9	28
North Dakota	46	25	2	25
UAlbany	24	14	12	24
@Wichita State	28	15	10	20
Marquette	30	11	17	11
Green Bay	30	13	6	18
@Nebraska	34	22	15	23

## McNeese State

## Morgan State

@Oklahoma\*

## Texas\*

@West Virginia\*

## TCU\*

@Texas Tech\*

@Texas\*

## Kansas\*

@Baylor\*

@Ole Miss

## Oklahoma State\*

@TCU\*

## Baylor\*

@Iowa State\*

## West Virginia\*

@Oklahoma State\*

@Kansas\*

## Iowa State\*

@Texas Tech\*

## Oklahoma\*

## IMPROVED FREE THROW SHOOTING

► Again, it's a small sample size with just 10 games, but so far, K-State has taken care of its opportunities from the free throw line, connecting on 74.1 percent (123-of-166) from the charity stripe, which ranks second in the Big 12.

► That percentage was even better in its 3-game stretch vs. Omaha, No. 13/12 Arkansas and No. 14/15 Illinois, as the Wildcats hit on 81.3 percent (39-of-48) during that stretch, including 78.1 percent (25-of-32) in the games against the Razorbacks and Fighting Illini.

► Six players (**Nijel Pack**, **Markquis Nowell**, **Ish Massoud**, **Selton Miguel**, **Mike McGuirl** and **Davion Bradford**) are hitting on better than 70 percent from the line, as Massoud (14-of-14) has been perfect so far.

► The Wildcats shot just 66.4 percent from the free throw line in 2020-21, while they haven't connected on better than 70 percent from the line since hitting on 73.4 percent as a team in 2017-18.

## TURNOVER LOW

► K-State turned the ball over just 4 times in the loss to No. 14/15 Illinois, which tied 5 others for the third-fewest in a game in school history and fewest since also registered 4 turnovers in a win over Gonzaga on Dec. 21, 2013. It tied the 2013 Gonzaga contest for the fewest turnovers in the **Bruce Weber** era.

► The Wildcats have also had single digits turnovers twice in the last 4 games, including 7 vs. Wichita State (12/1/21) and 8 vs. Green Bay (12/12/21).

## NIJEL TO THE RESCUE

► Although he missed 2 games due to a concussion, sophomore **Nijel Pack** is still off to an impressive start to the 2021-22 season, as he has led or have been tied for the team lead in scoring in 5 of his 8 games played, including an 18-point performance in the opener vs. Florida A&M, 15 points vs. Omaha, 14 points vs. No. 12/13 Arkansas, 17 points vs. UAlbany and 15 vs. Nebraska.

► Pack is averaging a team-best 14.5 points on 48.8 percent (41-of-84) shooting, including 42.9 percent (21-of-49) from 3-point range, to go with 3.3 rebounds and 2.6 assists in 26.9 minutes per game. He is the leader in scoring, double-digit scoring games (7) and 3-point field goals (21).

► Pack ranks among the Big 12's top-10 in 4 categories, including second in 3-point field goals per game (2.63), third in 3-point field goal percentage and seventh in both scoring and field goal percentage.

## MOVING TOWARDS 500

► Head coach **Bruce Weber** is working towards a coaching milestone, as he is 10 wins away from earning 500 in his career. He enters Tuesday's game with a 490-288 (.629) record in 24 years as a head coach at Southern Illinois (1998-2003), Illinois (2003-12) and K-State (2012-21).

► If Weber were to achieve the milestone in 2021-22, he would be among elite company as only 26 current Division I coaches have reached 500 wins in their career with **Herb Sendek** (Santa Clara) just ahead of him with 497 victories.

## ■ HOME SWEET HOME // BRAMLAGE COLISEUM [1989-present]



► K-State has posted a 398-138 (.742) all-time record at Bramlage Coliseum since its opening during the 1988-89 season. The 398 wins are the most at a home venue for the Wildcats, surpassing the 378 wins at Ahearn Field House (1950-88). It is the school's third home venue.

► K-State has registered a 198-58 (.772) record at home over the past 16 seasons, including an 84-46 (.646) mark in Big 12 play. The 198 wins rank fourth among all Big 12 schools in that span, while the 84 league victories at home are among the top in the Big 12. In all, the program has double-digit victories in 26 of its 33 seasons in the arena.

► K-State has a 259-80 (.763) record at home, including a 153-17 (.902) mark in non-conference action, since the 2001-02 season for an average of just over 13 home wins (13.1) per season in that span.

► Head coach **Bruce Weber** has recorded a 113-42 (.725) record at Bramlage Coliseum since taking over at K-State in 2012-13 with just 11 non-conference home losses. The 42 losses (30 of which have come in Big 12 play) have come by a total of 419 points or 10.2 points per game. Weber has posted a 49-32 (.605) record in Big 12 play at Bramlage Coliseum with 18 victories over ranked Big 12 teams, including 6 in the Top 10.

## WAYNE MCCLAIN PLAY HARD CHART

Opponent	Deflect/			Loose Off.			Total
	Blks	Stls	Dives	Balls	Rebs.	Charges	
Mark Smith	14	8	7	—	19	2	52
Markquis Nowell	20	18	4	—	3	1	46
Kaosi Ezeagu	14	5	5	—	14	4	45
Mike McGuirl	16	9	2	—	4	—	31
Davion Bradford	10	4	1	—	12	—	27
Selton Miguel	14	5	—	—	8	—	27
Nijel Pack	4	11	4	—	4	2	27
Ish Massoud	6	9	—	—	2	—	18
Luke Kasubke	5	7	2	—	—	1	16
Logan Landers	2	2	—	—	5	1	10
Jordan Brooks	—	—	—	—	—	—	—
Maximus Edwards	—	—	—	—	—	—	—
Trey Harris	—	—	—	—	—	—	—
Drew Honas	—	—	—	—	—	—	—
Seryee Lewis	—	—	—	—	—	—	—
Carlton Liguard	—	—	—	—	—	—	—

A point system based on the number of deflections/blocks, steals, dives, loose balls, offensive rebounds and charges and named in honor of former K-State director of development **Wayne McClain** who passed away on October 15, 2014.

## ROAD 'CATS

K-State has opened with wins at Wichita State and Nebraska, which marks the first time since 2017-18 that the 'Cats have won their first 2 road games.

## ■ RECORD UNDER BRUCE WEBER

	'21-22	Weber
Overall	7-3	177-133
Big 12 play	0-0	76-86
At Home	5-1	118-44
At Bramlage Coliseum	5-1	113-42
On the Road	2-0	36-62
At Neutral Sites	0-2	23-27
In Overtime	0-0	4-5
vs. Top 25 teams	0-2	27-65
vs. Top 10 teams	0-0	10-29
In games decided by 3 points or less	0-1	30-23
In games decided by 4-5 points	0-0	16-12
In games decided by 6-10 points	3-2	44-41
In games decided by 11-19 points	2-0	52-41
In games decided by 20 or more points	2-0	35-16
Scoring first	4-1	111-56
Leading at the Half	7-0	144-24
Tied at the Half	0-0	8-7
Trailing at the Half	0-3	24-99
Leading with 10:00 remaining	5-0	156-19
Trailing with 10:00 remaining	2-3	19-111
Tied with 10:00 remaining	0-0	2-2
Leading with 5:00 remaining	7-0	159-16
Trailing with 5:00 remaining	0-3	14-107
Tied with 5:00 remaining	0-0	4-8
K-State shoots 50% or better	3-0	66-9
K-State shoots less than 50%	4-3	110-123
K-State shoots better than opponent	5-0	142-12
K-State shoots same as opponent	0-0	0-2
Opponent shoots 50% or better	0-1	8-48
Opponent shoots less than 50%	7-2	170-83
K-State out-rebounds opponent	7-1	113-40
Opponent out-rebounds K-State	0-1	57-83
K-State equals opponent in rebounds	0-1	6-10
K-State shoots 70% or better from FT Line	5-1	89-56
K-State has more FT attempts	3-1	103-44
Opponent has more FT attempts	4-2	66-82
K-State equals opponent in FT attempts	0-0	9-4
K-State shoots 40% or better from 3-pt range	4-0	69-17
K-State makes at least 6 3-pt FGs	7-2	120-64
K-State has more turnovers than opponent	3-1	48-63
K-State has less turnovers than opponent	4-1	116-56
K-State equals opponent in turnovers	0-1	13-12
K-State scores 100-plus points	0-0	0-0
K-State scores 90 or more points	0-0	7-1
K-State scores 80-89 points	2-0	39-4
K-State scores 70-79 points	2-0	58-23
K-State scores 60-69 points	3-3	58-51
K-State scores 50-59 points	0-0	17-39
K-State scores less than 50 points	0-0	0-14
Opponent scores 100-plus points	0-0	0-2
Opponent scores 90 or more points	0-0	0-4
Opponent scores 80-89 points	0-0	5-29
Opponent scores 70-79 points	0-2	18-44
Opponent scores 60-69 points	2-1	57-44
Opponent scores 50-59 points	3-0	70-9
Opponent scores less than 50 points	2-0	28-1
K-State has at least 2 in double figures	1-0	114-81
K-State has at least 3 in double figures	3-3	110-63
K-State has at least 4 in double figures	2-0	60-25
K-State has at least 5 in double figures	1-0	20-4
K-State has at least 6 in double figures	0-0	2-0
On Mondays	0-1	19-10
On Tuesdays	0-1	31-23
On Wednesdays	3-1	30-20
On Thursdays	0-0	6-5
On Fridays	0-0	17-12
On Saturdays	0-0	55-62
On Sundays	4-0	17-1
In November	3-2	42-16
In December	4-1	48-15
In January	0-0	33-41
In February	0-0	30-42
In March	0-0	24-19
On ESPN	0-0	7-16
On ESPN2	0-1	30-33
On ESPNU	1-0	34-30
On ESPNNews	0-2	0-2
On Big 12 Now on ESPN+	5-0	18-12

## Miscellaneous

Current streak	Won 2
Home court streak	Won 1
Neutral court streak	Lost 3
Road streak	Won 2
Consecutive games with a 3-point FG	449
All-Time Record	1,688-1,199

## TEAM NOTES

## HOPING FOR BETTER INJURY LUCK

► K-State is hoping for better luck on the injury front in 2021-22 after injuries played a major role in the 2020-21 season, as 9 players combined to miss 75 games, which caused head coach **Bruce Weber** to start 3 true freshmen (**Davion Bradford**, **Selton Miguel** and **Nijel Pack**) a combined 71 times, which ranked second nationally to Kentucky.

► Only one other Division I team (Long Beach State) had more players miss time due to injuries in 2020-21.

► Although that luck has been tested early with big man **Seryee Lewis** going down with a season-ending knee injury in the preseason, along with injuries slowing down the progress made by junior **Carlton Linguard, Jr.**, and freshman **Maximus Edwards**. Pack missed games against Wichita State and Marquette due to a concussion, but returned against Green Bay.

## MCGUIRL UTILIZES EXTRA SEASON

► K-State received some good news on March 23 when senior **Mike McGuirl** announced that he was utilizing his extra season and returning to the Wildcats for the 2021-22 season. Due to the COVID-19 pandemic, the NCAA announced in October that they had agreed to grant players an additional year of eligibility.

► An All-Big 12 Honorable Mention selection, McGuirl is coming off solid senior season in 2020-21, in which, he either led or was tied for the team lead in 12 categories, including points, field goals, 3-pointers, assists and steals. He was second in scoring (11.8 ppg.) to freshman teammate **Nijel Pack**.

► McGuirl's 20 double-digit scoring games doubled his entire career total (10) that he had entering the 2020-21 season. He opened the season with his first career 20-point game vs. Drake on November 25 with 22 points then equaled it against Fort Hays State on December 8, while he had a team-high 19 points in the upset of No. 7/8 Oklahoma on February 23. Of his 705 career points, 542 have come in the last two seasons in 58 games played with 49 starts (9.3 ppg.).

► The only player to start all 29 games, McGuirl showed his versatility by leading the Wildcats in scoring a team-best 11 times, while he also paced the team in rebounding 4 times, in assists 14 times and in steals on 10 occasions. He led the team in scoring (16), rebounding (9) and assists (5) in the win over TCU on February 20, a win which started the team's late surge to end the season (4 wins in the last 6 games).

## THE 'CATS INK 3 HIGH-PROFILE TRANSFERS

► K-State got an infusion of experience with the addition of 3 high-profile Division I transfers in fifth-year **Mark Smith** (Missouri), junior **Markquis Nowell** and sophomore **Ismael (Ish) Massoud** (Wake Forest).

► Like McGuirl, Smith earned a second senior season due to the effects of the COVID-19 pandemic and will bring 100 games of experience to the court after playing at Illinois (2017-18) and Missouri (2018-21). Nowell, who was a Lou Henson All-American at Little Rock, averaged double figures in each of his three seasons as a Trojan. Massoud played in all 53 games of his Wake Forest career, averaging 8.3 points per game as a sophomore in 2020-21.

► The transfers presumably fill the Wildcats' greatest need from the 2020-21 season, which was a lack of production from the 3-point line. The team ranked 319th (out of 340 teams) in 3-point field goal percentage (29.6), while they

were 126th in total 3-point field goals made (191) and 243rd in 3-point field goals per game (6.6). The trio have combined for more than 400 triples (421) in their respective careers on 36.1 percent shooting.

► The trio made their impact in the first 10 games with Massoud and Smith each starting every game, while Nowell has registered starts in the last 4 games due to the injury to **Nijel Pack**. They have combined for 301 points on 408 percent (104-of-255) shooting with 161 rebounds and 66 assists. Nowell has scored in double figures in 7 of 10 games, including a season-high 19 vs. No. 14/15 Illinois, while Massoud added a season-high 17 points vs. Green Bay. Smith has 3 double-doubles and is the team's leading rebounder (7.7 rpg.).

## A QUICK LOOK AT K-STATE

► K-State returns 9 lettermen, including 4 players (**Davion Bradford**, **Mike McGuirl**, **Selton Miguel** and **Nijel Pack**) who registered starts during its COVID-19 challenging 2020-21 campaign, which resulted in the Wildcats' second consecutive non-winning season at 9-20 overall and 4-14 in Big 12 play. In addition to these 4 players, the team will get back the services of several key lettermen, including juniors **Kaosi Ezeagu** and **Carlton Linguard, Jr.**, sophomores **Luke Kasubke** and **Seryee Lewis** and walk-on **Drew Honas**.

► The biggest headliner from the returners might be McGuirl, who opted to return for an extra season in 2021-22 after his senior season was hampered by the COVID-19 pandemic. He earned All-Big 12 Honorable Mention honors in 2020-21 after leading the Wildcats in 12 categories, including points (342), double-digit scoring games (20), field goals (112), 3-point field goals (60), assists (103), steals (30) and minutes (34.3).

► The freshmen trio of Bradford, Miguel and Pack had to grow up fast in their first season, starting together in 17 games with 12 of those coming in Big 12 play. The 71 combined starts by the three true freshmen in 2020-21 ranked second nationally only to Kentucky (72). The three combined to average 25.4 points, 10.4 rebounds, 5.6 assists and 2.0 steals in 2020-21, as Pack (12.7 ppg.) became the first true freshman to lead the Wildcats in scoring since 2013-14. Bradford (7.7 ppg.) and Miguel (7.2 ppg.) were fourth and fifth in scoring.

► Ezeagu started early on for K-State before an injury forced him to miss 10 games. He returned in mid-January as mostly a reserve, averaging 5.2 points on 67.7 percent (21-of-31) in his last 10 games. Linguard and Lewis each showed flashes in their first seasons, playing in 17 and 18 games, respectively, while Kasubke recovered from a preseason injury to play in the final 16 games.

## ■ WHAT'S BACK

Category	Total	Pct.
Scoring	1,287	71.8%
Minutes	4,002	69.0%
Field Goals Made	460	70.9%
3-Point Field Goals Made	149	78.0%
Free Throws Made	218	71.9%
Rebounds	537	56.3%
Assists	286	75.9%
Steals	108	67.1%
Blocks	34	77.3%

## ■ WELCOME THE NEWEST WILDCAT // TAJ MANNING [Class of 2022]



► Head coach **Bruce Weber** announced the signing of Kansas City area standout **Taj Manning** (*Grandview, Mo./La Lumiere School [Ind.]*) to a National Letter of Intent on the first day of the Fall National Signing Period on Wednesday (Nov. 10).

► A 6-foot-8, 215-pound power forward, Manning currently plays for prep school powerhouse La Lumiere School in La Porte, Ind., after a standout high school careers at both Grandview and Bishop Miege High Schools.

► Manning is rated among the top 200 prospects nationally (No. 191 by *247Sports*), including the top-40 power forwards (No. 38 by *247Sports*). He is a consensus 3-star prospect by both *247Sports* and *Rivals*.

► "We are really excited to welcome Taj and his family to K-State," said Weber. "He is not just a great fit for what we were looking for in this class from a position standpoint, but just a great fit for our program."

► Manning transferred to La Lumiere after guiding Bishop Miege to a 22-1 record and their sixth Class 4A State Championship this past spring. He registered a double-double in the state championship game, posting 18 points and grabbing a team-high 10 rebounds vs. Louisville.





## BRUCE WEBER

### HEAD COACH

Wisconsin-Milwaukee '78

24th Season Overall // 490-288 (.630)

10th at K-State // 177-133 (.571)

One of the winningest active Division I coaches with nearly 500 career wins and 13 NCAA Tournament appearances to his credit, **Bruce Weber** is in the midst of his 10th season at Kansas State in 2021-22. He was named the school's 24th head men's basketball coach on March 31, 2012.

Weber is nearing a coaching milestone, as he is just 10 wins shy of 500 in his head coaching career, which includes stints at Southern Illinois (1998-2003), Illinois (2003-11) and now K-State (2012-present). His 490 wins rank 28th among active Division I head coaches, while his .630 winning percentage places 51st among coaches with a minimum of five years of Division I experience.

Weber has guided the Wildcats to 20-win seasons and NCAA Tournament appearances five times during his tenure, including consecutive 25-win seasons in 2017-18 and 2018-19 for the first time in school history. K-State recorded its first 25-win season in five years and made its 12th trip to the Elite Eight in 2017-18 then followed it with another 25-win campaign and a third consecutive trip to the NCAA Tournament in 2018-19. The school was one of 24, including 15 in power conferences, to win at least 25 games in the 2017-18 and 2018-19 seasons. He is the first Wildcat coach to lead the program to multiple 25-win seasons (three).

During the Wildcats' run in the 2018 NCAA Tournament, Weber became just the 10th Division I head coach to take three different schools (Southern Illinois, Illinois and K-State) to the Sweet 16.

In addition to his 20-win seasons and NCAA Tournament appearances, Weber has steered K-State to a pair of Big 12 regular-season titles during his tenure, including the school's first conference championship in 36 seasons in his first season in 2012-13. His first Wildcat team won 27 games – the second-most wins in school history – and 14 in Big 12 play to tie for its first league title since the Big Eight crown in 1977. In 2018-19, he guided the school to its 21st conference championship with a 14-4 mark in league action. The 14 league wins in 2012-13 and 2018-19 tie for the most in school history, along with the perfect 14-0 Big Eight mark in 1958-59.

Weber's 177 wins are the third-most by a head coach in school history and the most since **Jack Hartman** retired as the school's winningest coach with 295 victories in 1986. He earned his 175th career victory at K-State in the 65-59 win over Wichita State on Dec. 5, 2021 to become the third coach (joining Hall of Famers **Jack Hartman** and **Fred "Tex" Winter**) to eclipse 175 career wins. He is the fourth coach (Hartman, Winter and **Frank Martin**) to take the school to at least five NCAA Tournaments in a tenure, while only Hartman (seven) has more 20-win seasons.

Weber earned his 450th career victory in the Wildcats' 58-57 upset of No. 20/21 Iowa State at Hilton Coliseum on January 12, 2019. He is one of three current Big 12 head coaches to win 450 games in a career, along with a pair of Hall of Famers - West Virginia's **Bob Huggins** and Kansas' **Bill Self**.

Weber is one of 14 active Division I coaches to have been named conference Coach of the Year three times in three different leagues, including the Missouri Valley in 2003 at Southern Illinois, the Big Ten in 2005 at Illinois and the Big 12 in 2013 at K-State. In addition, he was the consensus 2005 National Coach of the Year in guiding the Fighting Illini to the NCAA championship game. Most recently, he was the co-recipient of the 2019 USA Basketball National Coach of the Year award after helping Team USA win the gold medal at the FIBA U19 World Cup in Greece.

Weber has tutored 14 players named to All-Big 12 teams the past nine seasons, including first team members **Rodney McGruder** (2013), **Dean Wade** (2018, 2019) and **Barry Brown, Jr.** (2019), second team picks **Angel Rodriguez** (2013), **Marcus Foster** (2014) and Brown (2018), third team honoree **Wes Iwundu** (2016, 2017) and honorable mention selections **Shane Southwell** (2013), **Thomas Gipson** (2014, 2015), **Will Spradling** (2014), Foster (2015), **Nino Williams** (2015), **D.J. Johnson** (2017), **Xavier Sneed** (2019, 2020) and **Kamau Stokes** (2019) and **Mike McGuirl** (2021).

In addition, Weber has helped mentor a Big 12 Defensive Player of the Year in Brown (2019), four All-Big 12 All-Defensive Team members in Rodriguez (2013), Iwundu (2016) and Brown (2018, 2019) as well as three players selected to the league's All-Newcomer Team, including Brown and Wade, who became the first Wildcat duo to be honored on all-rookie squad in 2015-16.

The Wildcats have also excelled off the court in Weber's nine seasons at the helm, as 19 student-athletes have earned Academic All-Big 12 recognition a total of 26 times, while players have combined to appear on the Big 12 Commissioner's Honor Roll 127 times since 2012. The program has had at least two Academic All-Big 12 selections in eight of Weber's nine seasons, including a school-record five Academic All-Big 12 selections (with four First Team honorees) in 2017. All 28 players who have completed their eligibility under Weber have earned their degrees.

Weber guided K-State through one of the most challenging seasons in its history in 2020-21, as the Wildcats had to navigate COVID-19 protocols on a near daily basis while fielding one of the nation's youngest teams. The team was able to finish on a high note by winning 4 of its last 6 games, including battling eventual national champion Baylor in a 74-68 loss at Phillips 66 Big 12 Championship.

K-State returned just four lettermen for the 2020-21 season, including only one senior (**Mike McGuirl**), while the team welcomed eight newcomers, including five true freshmen. The four returning lettermen were the fifth-fewest in Division I, while the three upperclassmen (one senior and two juniors) were only surpassed by three other teams. The nine total newcomers (including sophomore **Kaosi Ezeagu** who sat out the 2019-20 season) were the fourth-most among power-conference schools. The Wildcats' average age of 19.6 years ranked 336th out of 347 teams that played during the turbulent 2020-21 season.

In all, the Wildcats had just one player start all 29 games (**Mike McGuirl**), while it started three true freshmen (**Davion Bradford**, **Selton Miguel** and **Nijel Pack**) in 17 games, including 12 in Big 12 play. The 71 combined starts by true freshmen ranked second nationally to Kentucky's 72, while the 17 games with at least three true freshmen starters trailed just Duke (19) and Kentucky (18).

The trials of 2020-21 came after a rebuilding season in 2019-20 that was cut short after the Phillips 66 Big 12 Championship was cancelled due to the start of the COVID-19 pandemic. The non-winning season (11-21) snapped a streak of three consecutive 20-win seasons and was the first since the 2014-15 season.

In 2018-19, Weber led K-State to a 25-9 overall record, which included a share of the Big 12 regular-season title with a 14-4 conference mark, and a trip to the NCAA Tournament for the fifth time in his tenure, including the third consecutive season.

Known for being one of the top defensive coaches in the game, Weber's 2018-19 Wildcats were one of the top defensive teams in the country, allowing just 59.6 points per game, which ranked fourth nationally. It was the lowest opponent scoring average in school history since the introduction of the shot clock and the lowest since allowing 58.4 points per game in 1982-83.

The 2018-19 Big 12 Championship season came on the heels of perhaps the best coaching performance of Weber's career, in which, he guided a K-State team picked to finish eighth in the preseason Big 12 poll to a second 25-win season and its first trip to the Elite Eight in eight years in 2017-18.

The run to the Elite Eight in 2018 was the second straight NCAA Tournament for Weber's Wildcats, which tallied a 21-14 overall record to go with an 8-10 mark in Big 12 play in 2016-17. He led K-State to its first postseason victory in five seasons with a 95-88 win over Wake Forest in the First Four in Dayton before falling to Cincinnati in the NCAA South Regional.

Weber's record-setting inaugural season is considered one of the best in school history, as the Wildcats tallied a 27-8 overall record and a 14-4 mark in league play en route to its first-ever Big 12 regular season championship and a school-record fifth consecutive trip to the NCAA Tournament. The 27 wins were the second-most in school history.

For his efforts, Weber was named the 2013 Big 12 Coach of the Year by the league coaches and AP and District Coach of the Year by the National Association of Basketball Coaches (NABC) and the U.S. Basketball Writers Association (USBWA). He has now been named conference Coach of the Year on three different occasions in three leagues, the Missouri Valley (2003), Big Ten (2005) and Big 12 (2013).

Weber, 65, has compiled a 490-288 (.630) overall record in his 24 seasons as a head coach, which includes stints at Southern Illinois (1998-2003) and Illinois (2003-11). His teams have participated in postseason play 15 times, including 13 NCAA Tournament appearances. He has won 15 NCAA Tournament games, including trips to the Sweet 16 in 2002, 2004, 2005 and 2018 and the Elite Eight in 2005 and 2018, while he played in the NCAA Championship in 2005.

In all, Weber has 42 years of college coaching experience, which includes 19 seasons as an assistant coach for coaching legend **Gene Keady**, a native of Garden City, Kansas and a 1958 Kansas State graduate. Weber spent his entire assistant coaching career with Keady, first at Western Kentucky (1979-80) and then Purdue (1981-98). In Weber's 18 years at Purdue, the Boilermakers won six Big Ten titles and played in 14 NCAA Tournaments.

All told, he has been a part of more than 900 victories, 28 NCAA Tournament appearances and 15 conference championships in coaching stints at Western Kentucky, Purdue, Southern Illinois, Illinois and K-State.

*Wildcats*

### ■ BRUCE WEBER FILE

<b>Experience</b>	43rd year (10th at K-State)
<b>Date Hired</b>	March 31, 2012
<b>Birthdate</b>	October 19, 1956
<b>Hometown</b>	Milwaukee, Wis.
<b>Wife</b>	Megan
<b>Children</b>	Hannah, Christy, Emily
<b>Grandchildren</b>	Chipper, twins June and Clayton, Foster Brett

### EDUCATION

- Wisconsin-Milwaukee '78 [B.A., Education]
- Western Kentucky '81 [M.A. Administration & Physical Education]

### COACHING EXPERIENCE

- Western Kentucky, Assistant Coach [1979-80]
- Purdue, Assistant Coach [1981-98]
- Southern Illinois, Head Coach [1998-2003]
- Illinois, Head Coach [2003-12]
- K-State, Head Coach [2012-present]

### COACHING AWARDS

- 2002-03 Missouri Valley Conference Coach of the Year [league coaches]
- 2004-05 Big Ten Conference Coach of the Year [league coaches]
- 2004-05 Nike Championship Basketball Clinic
- 2004-05 Victor Awards National Coach of the Year [Academy of American Sports Awards]
- 2004-05 Henry Iba Award [U.S. Basketball Writers Association]
- 2004-05 Adolph F. Rupp Cup Recipient [Commonwealth Athletic Cup of Kentucky]
- 2004-05 National Coach of the Year [Basketball Times]
- 2004-05 National Coach of the Year [The Sporting News]
- 2004-05 National Coach of the Year [The National Association of Basketball Coaches]
- 2004-05 National Coach of the Year [The Associated Press]
- 2004-05 National Coach of the Year [Chevrolet/CBS]
- 2004-05 Naismith Trophy Coach of the Year [Atlanta Tipoff Club]
- 2007 Champion Award [Coaches vs. Cancer]
- 2012-13 District 8 Coach of the Year [National Association of Basketball Coaches]
- 2012-13 District VI Coach of the Year [U.S. Basketball Writers Association]
- 2012-13 Big 12 Conference Coach of the Year [league coaches]
- 2012-13 Big 12 Conference Coach of the Year [Associated Press]
- 2016 Graven Award [Wartburg College]
- 2018 Saluki Hall of Fame [Southern Illinois University]
- 2018-19 District VI Coach of the Year [U.S. Basketball Writers Association]
- 2019 Lifetime Achievement Award [Milwaukee Public Schools Association]
- 2019 USA Basketball co-National Coach of the Year

### YEAR-BY-YEAR

Year	School	Record (Conf.)	Postseason
1998-99	So. Illinois	15-12 (10-8/t-5th)	--
1999-2000	So. Illinois	20-13 (12-6/3rd)	NIT Second Rd.
2000-01	So. Illinois	16-14 (10-8/t-4th)	--
<b>2001-02</b>	<b>So. Illinois</b>	<b>28-8 (14-4/t-1st)</b>	<b>NCAA Sweet 16</b>
<b>2002-03</b>	<b>So. Illinois</b>	<b>24-7 (16-2/1st)</b>	<b>NCAA First Rd.</b>
<b>2003-04</b>	<b>Illinois</b>	<b>26-7 (13-3/1st)</b>	<b>NCAA Sweet 16</b>
<b>2004-05</b>	<b>Illinois</b>	<b>37-2 (15-1/1st)</b>	<b>NCAA Runner-Up</b>
2005-06	Illinois	26-7 (11-5/t-2nd)	NCAA Second Rd.
2006-07	Illinois	23-12 (9-7/t-4th)	NCAA First Rd.
2007-08	Illinois	16-19 (5-13/t-9th)	--
2008-09	Illinois	24-10 (11-7/t-2nd)	NCAA First Rd.
2009-10	Illinois	21-15 (10-8/5th)	NIT Quarters
2010-11	Illinois	20-14 (9-9/t-4th)	NCAA Third Rd.
2011-12	Illinois	17-15 (6-12/t-9th)	--
<b>2012-13</b>	<b>K-State</b>	<b>27-8 (14-4/t-1st)</b>	<b>NCAA Second Rd.</b>
2013-14	K-State	20-13 (10-8/5th)	NCAA Second Rd.
2014-15	K-State	15-17 (8-10/t-6th)	--
2015-16	K-State	17-16 (5-13/t-8th)	--
2016-17	K-State	21-14 (8-10/6th)	NCAA First Rd.
2017-18	K-State	25-12 (10-8/4th)	NCAA Elite Eight
<b>2018-19</b>	<b>K-State</b>	<b>25-9 (14-4/t-1st)</b>	<b>NCAA First Rd.</b>
2019-20	K-State	11-21 (3-15/10th)	--
2020-21	K-State	9-20 (4-14/9th)	--
2021-22	K-State	7-3 (0-0)	--

### BY THE NUMBER

**Overall:** 490-288 (.630)  
**At K-State:** 177-133 (.571)  
**Conference Play:** 227-179 | **Non-Conference Play:** 256-104  
**Home:** 294-81 | **Away:** 109-138 | **Neutral:** 87-69  
**Overtime:** 17-13 | **Conference Championship:** 25-21  
**Postseason Record:** 18-15  
**NCAA Tournament:** 15-13 | **NIT:** 3-2  
**vs. Top 25:** 59-118 (27-65 at K-State)

2021-22 RESULTS

Overall Record: 7-3 (Home: 5-1 // Away: 2-0 // Neutral: 0-2)

Big 12 Record: 0-0 (Home: 0-0 // Away: 0-0)

Date	Rk	Opponent	Result	Streak	Record [Big 12]	High Scorer	High Rebounds	High Assists	High Steals	High Blocks	Attend.
Nov. 4	—/—	PITTSBURG STATE	W 78-59	—	—	18 - Miguel	13 - Smith	5 - Smith	2 - Miguel/Nowell/Smith	2 - Landers	5,180
Nov. 10	—/—	FLORIDA A&M	W 67-57	Won 1	1-0	18 - Pack	7 - Miguel	6 - Nowell	2 - McGuirl/Pack	—	5,296
Nov. 17	—/—	OMAHA	W 79-64	Won 2	2-0	15 - Massoud/Pack	8 - Smith	6 - Miguel	2 - Nowell	2 - Ezeagu, Massoud	5,259
Nov. 22	—/—	vs. 13/12 Arkansas	L 64-72	Lost 1	2-1	14 - Miguel/Pack	9 - Miguel	4 - McGuirl	2 - 3 players	1 - 3 players	9,409
Nov. 23	—/—	vs. 14/15 Illinois	L 64-72	Lost 2	2-2	19 - Nowell	6 - Nowell	4 - Miguel	2 - 4 players	1 - Ezeagu	7,255
Nov. 28	—/—	NORTH DAKOTA	W 84-42	Won 1	3-2	18 - Nowell	10 - Smith	5 - McGuirl/Nowell	5 - Nowell	—	4,998
Dec. 1	—/—	UALBANY	W 71-43	Won 2	4-2	17 - Pack	10 - Miguel/Smith	3 - 3 players	2 - McGuirl/Nowell	1 - 4 players	5,195
Dec. 5	—/—	@Wichita State	W 65-59	Won 3	5-2	16 - Nowell	8 - Nowell	4 - McGuirl/Nowell	3 - Smith	1 - Ezeagu, Miguel	14,488
Dec. 8	—/—	MARQUETTE	L 63-64	Lost 1	5-3	17 - Smith	8 - 3 players	11 - Nowell	3 - McGuirl/Nowell	1 - Bradford	7,184
Dec. 12	—/—	GREEN BAY	W 82-64	Won 1	6-3	22 - Nowell	10 - Smith	8 - Nowell	2 - Kasubke, Smith	—	5,437
Dec. 19	—/—	@Nebraska	W 67-58	Won 2	7-3	15 - Pack	9 - Ezeagu	5 - Pack	3 - Nowell	1 - 3 players	15,043
Dec. 21	—/—	MCNEESE STATE									
Dec. 29	—/—	MORGAN STATE									
Jan. 1	—/—	@Oklahoma*									
Jan. 4	—/—	TEXAS*									
Jan. 8	—/—	@West Virginia*									
Jan. 12	—/—	TCU*									
Jan. 15	—/—	TEXAS TECH*									
Jan. 18	—/—	@Texas*									
Jan. 22	—/—	KANSAS*									
Jan. 25	—/—	@Baylor*									
Jan. 29	—/—	@Ole Miss									
Feb. 2	—/—	OKLAHOMA STATE*									
Feb. 5	—/—	@TCU*									
Feb. 9	—/—	BAYLOR*									
Feb. 12	—/—	@Iowa State*									
Feb. 14	—/—	WEST VIRGINIA*									
Feb. 19	—/—	@Oklahoma State*									
Feb. 22	—/—	@Kansas*									
Feb. 26	—/—	IOWA STATE*									
Feb. 28	—/—	@Texas Tech*									
Mar. 5	—/—	OKLAHOMA*									

1 – Exhibition (Bramlage Coliseum, Manhattan, Kan.)  
2 – Hall of Fame Classic presented by Hotels.com (T-Mobile Center; Kansas City, Mo.)  
3 – Played at INTRUST Bank Arena in Wichita, Kan.  
4 – BIG EAST/Big 12 Battle (Bramlage Coliseum, Manhattan, Kan.)  
5 – SEC/Big 12 Challenge (Sandy & John Black Pavilion at Ole Miss)  
6 – Phillips 66 Big 12 Conference Tournament (T-Mobile Center; Kansas City, Mo.)  
\* – Big 12 Conference game

Attendance / Record Summary

► Overall

Site	G	W-L	Total	Avg.	High
Home	6	5-1	33,369	5,562	7,184 vs. Marquette (12/8/21)
Away	2	2-0	29,531	14,766	15,043 at Nebraska (12/19/21)
Neutral	2	0-2	16,664	8,332	9,409 vs. Arkansas (11/22/21)
Total	10	7-3	79,564	7,956	15,043 at Nebraska (12/19/21)

► Big 12

Site	G	W-L	Total	Avg.	High
Home	0	—	—	—	—
Away	0	—	—	—	—
Neutral	0	—	—	—	—
Total	0	—	—	—	—

Win/Loss Margin

	1	2	3	4	5	6	7	8	9	10	11	12	13	14	15	16	17	18	19	20-24	25+
Wins (7)						1			1	1					1			1			2
Losses (3)	1							2													

Largest Leads / Deficits

► When Leading

Largest Margin of Victory	42 vs. North Dakota (11/28/21)
Largest Overall Lead	44 vs. North Dakota (11/28/21)
Largest Halftime Lead	18 vs. North Dakota (11/28/21)
Largest Lead in a Loss	6 vs. Marquette (12/8/21)
Largest Halftime Lead in a Loss	—
Largest K-State Run	19-1 vs. North Dakota (11/28/21)

► When Trailing

Largest Margin of Defeat	8, twice
Largest Overall Deficit	18 by Arkansas (11/22/21)
Largest Halftime Deficit	18 by Arkansas (11/22/21)
Largest Deficit Overcome in a Win	12 at Wichita State (12/5/21)
Largest Halftime Deficit in a Win	—
Largest Opponent Run	10-0 by Omaha (11/17/21)





## 2021-22 SEASON BOX SCORE

**Overall Record: 7-3** (Home: 5-1 // Away: 2-0 // Neutral: 0-2)

No	Player	GP	GS	Min	Avg	TOTAL			3-PTS			FT	FTA	Pct	REBOUNDS				PF	FO	A	TO	Blk	Stl	Pts	Avg
						FG	FGA	Pct	3FG	FGA	Pct				Off	Def	Tot	Avg								
24	Nijel Pack	8	7	215	26.9	41	84	.488	21	49	.429	13	15	.867	6	20	26	3.3	11	0	21	13	0	11	116	14.5
01	Markquis Nowell	10	4	262	26.2	42	105	.400	15	49	.306	24	27	.889	2	38	40	4.0	22	1	44	22	1	21	123	12.3
13	Mark Smith	10	10	263	26.3	35	79	.443	9	23	.391	17	28	.607	19	58	77	7.7	20	0	16	16	1	10	96	9.6
25	Ismael Massoud	10	10	279	27.9	27	71	.380	14	39	.359	14	14	1.000	1	43	44	4.4	20	0	6	8	3	8	82	8.2
03	Selton Miguel	9	4	221	24.6	26	65	.400	5	17	.294	14	19	.737	11	35	46	5.1	11	0	20	17	3	4	71	7.9
20	Kaosi Ezeagu	10	10	169	16.9	28	37	.757	0	0	.000	20	33	.606	17	33	50	5.0	21	0	4	7	5	5	76	7.6
00	Mike McGuirl	9	5	221	24.6	21	60	.350	6	28	.214	11	15	.733	4	23	27	3.0	26	1	23	17	1	12	59	6.6
21	Davion Bradford	9	0	132	14.7	18	33	.545	0	0	.000	6	9	.667	14	12	26	2.9	17	0	1	7	4	1	42	4.7
22	Luke Kasubke	10	0	151	15.1	11	31	.355	5	19	.263	0	0	.000	0	9	9	0.9	12	0	7	7	1	5	27	2.7
33	Logan Landers	9	0	71	7.9	4	9	.444	0	1	.000	4	6	.667	5	7	12	1.3	10	0	1	2	0	1	12	1.3
12	Carlton Linguard, Jr	2	0	7	3.5	1	3	.333	0	1	.000	0	0	.000	0	0	0	0.0	1	0	0	0	0	0	2	1.0
14	Drew Honas	4	0	4	1.0	0	0	.000	0	0	.000	0	0	.000	0	1	1	0.3	0	0	0	0	0	0	0	0.0
15	Trey Harris	1	0	1	1.0	0	0	.000	0	0	.000	0	0	.000	0	1	1	1.0	0	0	0	0	0	0	0	0.0
23	Jordan Brooks	4	0	4	1.0	0	0	.000	0	0	.000	0	0	.000	0	0	0	0.0	1	0	0	0	0	0	0	0.0
TM	TEAM.....														10	15	25	2.5	0			6			0	
	TOTAL.....	10				254	577	.440	75	226	.332	123	166	.741	89	295	384	38.4	172	2	143	122	19	78	706	70.6
	OPPONENTS.....	10				210	556	.378	58	244	.238	117	175	.669	89	251	340	34.0	157	-	116	142	29	62	595	59.5

**SCORE BY PERIODS:**

	1st	2nd	OT	Total
Kansas State	338	368	—	706
Opponents	290	305	—	595

**DEADBALL REBOUNDS:**

	Off	Def	Total
Kansas State	24	3	27
Opponents	17	2	19

## 2021-22 GAME-BY-GAME STATISTICS

[illegible]

## 2021-22 SUPERLATIVES

## Individual

Category	Kansas State	Opponent
Points Scored	22 - Markquis Nowell vs. Green Bay (12/12/21)	27 - M.J. Randolph, Florida A&M (11/10/21)
Field Goals	8 - Markquis Nowell vs. North Dakota (11/28/21)	10 - M.J. Randolph, Florida A&M (11/10/21)
Field Goals Attempted	15 - Markquis Nowell vs. Illinois (11/23/21) 15 - Markquis Nowell at Wichita State (12/5/21)	17 - M.J. Randolph, Florida A&M (11/10/21)
Highest FG Percentage (min. 5 made)	100.0 (6-of-6) - Mike McGuirl vs. North Dakota (11/28/21) 100.0 (5-of-5) - Ish Massoud vs. Green Bay (12/12/21)	87.5 (7-of-8) - Morris Udeze, Wichita State (12/5/21)
Highest FG Percentage (min. 10 made)	—	58.8 (10-of-17) - M.J. Randolph, Florida A&M (11/10/21)
3-Point Field Goals Made	5 - Nijel Pack vs. UAlbany (12/1/21)	7 - Alfonso Plummer, Illinois (11/23/21)
3-Point Field Goals Attempted	8 - Nijel Pack vs. North Dakota (11/28/21) 8 - Nijel Pack vs. UAlbany (12/1/21)	11 - Tyson Etienne, Wichita State (12/5/21)
3-Point Field Goal Percentage (min. 4 made)	100.0 (4-of-4) - Ish Massoud vs. Green Bay (12/12/21)	77.8 (7-of-9) - Alfonso Plummer, Illinois (11/23/21)
Free Throws	6 - Markquis Nowell at Wichita State (12/5/21)	10 - Chris Lykes, Arkansas (11/22/21)
Free Throws Attempted	8 - Kaosi Ezeagu vs. Florida A&M (11/10/21)	10 - Chris Lykes, Arkansas (11/22/21)
Free Throw Percentage (min. 5 made)	100.0 (6-of-6) - Markquis Nowell at Wichita State (12/5/21) 100.0 (5-of-5) - Ish Massoud at Nebraska (12/19/21)	100.0 (10-of-10) - Chris Lykes, Arkansas (11/22/21)
Offensive Rebounds	5 - Mark Smith vs. Green Bay (12/12/21)	6 - Au'Diese Toney, Arkansas (11/22/21)
Defensive Rebounds	9 - Mark Smith vs. North Dakota (11/28/21)	9 - Kofi Cockburn, Illinois (11/23/21)
Total Rebounds	10 - Mark Smith vs. North Dakota (11/28/21) 10 - Selton Miguel vs. UAlbany (12/1/21) 10 - Mark Smith vs. UAlbany (12/1/21) 10 - Mark Smith vs. Green Bay (12/12/21)	13 - Kofi Cockburn, Illinois (11/23/21)
Assists	11 - Markquis Nowell vs. Marquette (12/8/21)	7 - Andre Curbelo, Illinois (11/23/21) 7 - Tyler Kolek, Marquette (12/8/21)
Blocked Shots	2 - Kaosi Ezeagu vs. Omaha (11/17/21) 2 - Ish Massoud vs. Omaha (11/17/21)	4 - Dylan Brougham, Omaha (11/17/21)
Steals	5 - Markquis Nowell vs. North Dakota (11/28/21)	4 - Alonzo Verge, Jr., Nebraska (12/19/21)
Minutes Played	37 - Markquis Nowell vs. Marquette (12/8/21)	39 - M.J. Randolph, Florida A&M (11/10/21)

## Team

K-State High	K-State Low	Category	Opponent High	Opponent Low
84 vs. North Dakota (11/28/21)	63 vs. Marquette (12/8/21)	Points Scored	72 twice	42 by North Dakota (11/28/21)
35 vs. North Dakota (11/28/21)	21 twice	Field Goals	26 by Marquette (12/8/21)	17 twice
65 vs. Illinois (11/23/21)	50 vs. Florida A&M (11/10/21)	Field Goals Attempted	66 by Omaha (11/17/21)	44 by Green Bay (12/12/21)
60.3 vs. North Dakota (11/28/21)	33.9 at Wichita State (12/5/21)	FG Percentage	52.1 by Illinois (11/23/21)	29.3 by North Dakota (11/28/21)
11 vs. Green Bay (12/12/21)	3 vs. Arkansas (11/22/21)	3-Point Field Goals Made	12 by Illinois (11/23/21)	1 by UAlbany (12/1/21)
26 vs. UAlbany (12/1/21)	19 vs. Omaha (11/17/21)	3-Point Field Goals Attempted	37 by Marquette (12/8/21)	15 by Florida A&M (11/10/21)
52.4 vs. Green Bay (12/12/21)	13.6 vs. Arkansas (11/22/21)	3-Point Field Goal Percentage	46.2 by Illinois (11/23/21)	95.6 by UAlbany (12/1/21)
17 twice	5 vs. North Dakota (11/28/21)	Free Throws	27 by Arkansas (11/22/21)	1 by Marquette (12/8/21)
25 twice	9 vs. Illinois (11/23/21)	Free Throws Attempted	34 by Arkansas (11/22/21)	3 by Marquette (12/8/21)
88.9 vs. Illinois (11/23/21)	50.0 vs. North Dakota (11/28/21)	Free Throw Percentage	80.0 by Wichita State (12/5/21)	33.3 by Marquette (12/8/21)
15 vs. UAlbany (12/1/21)	4 vs. North Dakota (11/28/21)	Offensive Rebounds	13 by Arkansas (11/22/21)	6 twice
35 vs. North Dakota (11/28/21)	20 vs. Green Bay (12/12/21)	Defensive Rebounds	33 twice	16 by Green Bay (12/12/21)
48 vs. UAlbany (12/1/21)	26 twice	Total Rebounds	42 by Illinois (11/23/21)	22 by Green Bay (12/12/21)
25 vs. Arkansas (11/22/21)	9 vs. Marquette (12/8/21)	Fouls	21 by Wichita State (12/5/21)	9 by North Dakota (11/28/21)
1 twice	0 8 times	Fouled Out	1 by Wichita State (12/5/21)	0 8 times
21 vs. North Dakota (11/28/21)	7 vs. Arkansas (11/22/21)	Assists	21 by Marquette (12/8/21)	7 by UAlbany (12/1/21)
19 at Nebraska (12/19/21)	^4 vs. Illinois (11/23/21)	Turnovers	18 twice	11 twice
5 vs. Omaha (11/17/21)	0 3 times	Blocked Shots	7 by Marquette (12/8/21)	0 by North Dakota (11/28/21)
13 vs. North Dakota (11/28/21)	5 twice	Steals	12 by Nebraska (12/19/21)	2 by Illinois (11/23/21)
46 vs. North Dakota (11/28/21)	20 vs. Florida A&M (11/10/21)	Points in Paint	30 twice	16 twice
25 vs. North Dakota (11/28/21)	11 vs. Marquette (12/8/21)	Points off Turnovers	20 by Omaha (11/17/21)	3 by Illinois (11/23/21)
17 vs. Marquette (12/8/21)	2 vs. North Dakota (11/28/21)	2nd Chance Points	16 by Arkansas (11/22/21)	3 twice
19 vs. Marquette (12/8/21)	2 vs. Green Bay (12/12/21)	Fast Break Points	17 by Omaha (11/17/21)	2 by Marquette (12/8/21)
28 twice	11 vs. Marquette (12/8/21)	Bench Points	39 by Omaha (11/17/21)	6 by Nebraska (12/19/21)
46 vs. Green Bay (12/12/21)	24 vs. Arkansas (11/22/21)	Points/1st Half	42 by Arkansas (11/22/21)	20 twice
61.5 vs. Green Bay (12/12/21)	25.9 vs. Arkansas (11/22/21)	FG Percentage/1st Half	60.0 by Illinois (11/23/21)	27.8 by Omaha (11/17/21)
46 vs. North Dakota (11/28/21)	33 3 times	Points/2nd Half	38 twice	22 by North Dakota (11/28/21)
69.0 vs. North Dakota (11/28/21)	32.1 at Wichita State (12/5/21)	FG Percentage/2nd Half	53.8 by Marquette (12/8/21)	28.6 by North Dakota (11/28/21)

\*Most in the Bruce Weber era | \*\*Ties school record | ^Third-fewest in school history and fewest since 2013. | %Second-lowest by opponent in school history



## 2021-22 BIGGEST LEADS/TIME IN LEAD/SPECIALITY STATS

Date	Opponent	W/L	Score	KS Big	Opp Big	Ties	LC	KS in	Opp in	Tied	Paint		Off T0s		2nd Ch		Fast Bk		Bench	
				Lead	Lead			Lead	Lead		KS	Opp	KS	Opp	KS	Opp	KS	Opp	KS	Opp
Nov. 10	FLORIDA A&M	W	67-57	13	4	7	12	24:16	10:27	5:17	20	22	19	11	9	6	8	5	22	7
Nov. 17	OMAHA	W	79-64	26	—	—	—	39:17	—	0:43	34	22	19	20	4	7	12	17	22	39
Nov. 22	vs. 13/12 Arkansas	L	64-72	—	18	1	—	—	39:18	0:42	34	30	17	13	8	16	8	9	28	24
Nov. 23	vs. 14/15 Illinois	L	64-72	3	13	1	6	4:35	34:36	0:49	28	24	23	3	9	8	6	5	28	34
Nov. 28	NORTH DAKOTA	W	84-42	44	2	1	2	38:23	0:16	1:21	46	16	25	8	2	6	10	6	25	22
Dec. 1	UALBANY	W	71-43	28	2	2	4	34:47	3:18	1:55	24	16	14	14	12	3	7	8	24	20
Dec. 5	@Wichita State	W	65-59	8	12	9	9	10:44	25:29	3:47	28	20	15	10	10	3	7	3	20	16
Dec. 8	MARQUETTE	L	63-64	6	7	8	9	21:07	13:57	4:56	30	24	11	10	17	6	19	2	11	19
Dec. 12	GREEN BAY	W	82-64	21	3	2	4	35:50	2:48	1:22	30	30	13	9	6	6	2	4	18	11
Dec. 19	@Nebraska	W	67-58	10	10	4	10	21:00	16:31	2:29	34	28	22	11	15	6	15	10	23	6
Dec. 21	McNEESE STATE																			
Dec. 29	MORGAN STATE																			
Jan. 1	@Oklahoma*																			
Jan. 4	TEXAS*																			
Jan. 8	@West Virginia*																			
Jan. 12	TCU*																			
Jan. 15	TEXAS TECH*																			
Jan. 18	@Texas*																			
Jan. 22	KANSAS*																			
Jan. 25	@Baylor*																			
Jan. 29	@Ole Miss																			
Feb. 2	OKLAHOMA STATE*																			
Feb. 5	@TCU*																			
Feb. 9	BAYLOR*																			
Feb. 12	@Iowa State*																			
Feb. 14	WEST VIRGINIA*																			
Feb. 19	@Oklahoma State*																			
Feb. 22	@Kansas*																			
Feb. 26	IOWA STATE*																			
Feb. 28	@Texas Tech*																			
March 5	OKLAHOMA*																			

## 2021-22 INDIVIDUAL POINTS-REBOUNDS-ASSISTS

Date	Opponent	00	1	2	3	12	13	14	15	20	21	22	23	24	25	33
		McGuirl	Nowell	Edwards	Miguel	Linguard	Smith	Honas	Harris	Ezeagu	Bradford	Kasubke	Brooks	Pack	Massoud	Landers
Nov. 10	FLORIDA A&M	3-4-1	6-2-6	INJ	3-4-1	INJ	12-6-1	CD	CD	7-5-3	3-3-0	3-0-0	CD	18-3-3	5-3-0	0-0-0
Nov. 17	OMAHA	0-3-2	11-3-3	INJ	8-3-6	INJ	11-8-2	0-0-0	CD	8-6-0	8-5-0	3-2-0	0-0-0	15-0-5	15-6-0	0-1-0
Nov. 22	vs. 13/12 Arkansas	9-3-4	10-3-0	INJ	14-9-1	INJ	4-8-0	CD	CD	4-4-0	1-4-0	5-1-0	CD	14-2-2	0-3-0	3-1-0
Nov. 23	vs. 14/15 Illinois	5-4-0	19-6-2	INJ	0-2-4	INJ	4-3-3	CD	CD	4-2-0	2-2-0	2-0-0	CD	15-4-0	13-2-0	0-0-0
Nov. 28	NORTH DAKOTA	15-3-5	18-2-5	INJ	INJ	2-0-0	11-10-2	0-1-0	CD	15-7-0	INJ	0-1-3	0-0-0	16-3-2	2-7-3	5-3-1
Dec. 1	UALBANY	6-2-3	6-1-2	INJ	12-10-3	CD	14-10-2	0-0-0	CD	8-3-0	4-6-0	2-2-2	0-0-0	17-5-3	2-4-0	0-3-0
Dec. 5	@Wichita State	10-2-4	16-8-4	INJ	12-6-3	CD	3-7-0	CD	CD	14-6-0	0-0-0	8-1-0	CD	INJ	2-5-0	0-1-0
Dec. 8	MARQUETTE	6-5-2	11-8-11	INJ	2-2-0	CD	17-8-3	CD	CD	2-8-1	9-1-0	0-2-0	CD	INJ	16-6-1	CD
Dec. 12	GREEN BAY	INJ	22-3-8	INJ	6-3-1	0-0-0	14-10-3	0-0-0	0-1-0	5-0-0	6-0-1	2-0-1	0-0-0	6-1-1	17-4-2	4-3-0
Dec. 19	@Nebraska	5-1-2	4-4-3	INJ	7-4-1	CD	6-7-0	CD	CD	9-9-0	9-5-0	2-0-1	CD	15-8-5	10-4-0	0-0-0
Dec. 21	McNEESE STATE															
Dec. 29	MORGAN STATE															
Jan. 1	@Oklahoma*															
Jan. 4	TEXAS*															
Jan. 8	@West Virginia*															
Jan. 12	TCU*															
Jan. 15	TEXAS TECH*															
Jan. 18	@Texas*															
Jan. 22	KANSAS*															
Jan. 25	@Baylor*															
Jan. 29	@Ole Miss															
Feb. 2	OKLAHOMA STATE*															
Feb. 5	@TCU*															
Feb. 9	BAYLOR*															
Feb. 12	@Iowa State*															
Feb. 14	WEST VIRGINIA*															
Feb. 19	@Oklahoma State*															
Feb. 22	@Kansas*															
Feb. 26	IOWA STATE*															
Feb. 28	@Texas Tech*															
March 5	OKLAHOMA*															

2021-22 MISCELLANEOUS SEASON/CAREER STATS

SEASON	Team Leader			Games With					Double-Doubles	
	Points	Rebounds	Assists	10+Pts	20+Pts	30+Pts	10+Rebs	10+Asts	Point/Reb.	Point/Ast.
Davion Bradford										
Jordan Brooks										
Maximus Edwards										
Kaosi Ezeagu		2		2						
Trey Harris										
Drew Honas										
Luke Kasubke										
Logan Landers										
Seryee Lewis										
Carlton Linguard, Jr.										
Ish Massoud	1			5						
Mike McGuirl			4	2						
Selton Miguel	1	3	3	4			1		1	
Markquis Nowell	4	3	5	7	1			1		1
Nijel Pack	5		2	7						
Mark Smith	1	5		6			2		2	

CAREER	Team Leader			Games With					Double-Doubles	
	Points	Rebounds	Assists	10+Pts	20+Pts	30+Pts	10+Rebs	10+Asts	Point/Reb.	Point/Ast.
Davion Bradford	4	7		10			1			
Josh Brooks										
Maximus Edwards										
Kaosi Ezeagu		4		6						
Trey Harris										
Drew Honas										
Luke Kasubke										
Logan Landers										
Seryee Lewis										
Carlton Linguard, Jr.				1						
Ish Massoud	1			16	1	1				
Mike McGuirl	13	7	23	32	2					
Selton Miguel	2	5	10	11			1		1	
Markquis Nowell	4	3	5	54	18	3		6		6
Nijel Pack	16	1	14	23	3					
Mark Smith	1	5		46	5		3		3	

DUNKS	SEASON	CAREER
Kaosi Ezeagu	17	29
Davion Bradford	4	36
Mike McGuirl	1	5
Nijel Pack	1	1
Mark Smith	1	1
Selton Miguel	0	3
Seryee Lewis	0	2

FTs in LAST 5 MINUTES	SEASON	CAREER
Ish Massoud	5-5	5-5
Markquis Nowell	8-9	8-9
Nijel Pack	7-8	15-19
Mark Smith	6-12	6-12
Mike McGuirl	3-6	40-53
Selton Miguel	2-4	16-24
Luke Kasubke	0-0	8-10
Davion Bradford	0-0	5-8
Kaosi Ezeagu	0-0	4-7
Seryee Lewis	0-0	2-5

CHARGES DRAWN	SEASON	CAREER
Kaosi Ezeagu	4	10
Nijel Pack	2	7
Mark Smith	2	2
Luke Kasubke	1	2
Logan Landers	1	1
Markquis Nowell	1	1
Mike McGuirl	0	16

**PLAY HARD CHART	SEASON	CAREER
Mark Smith	52	52
Markquis Nowell	46	46
Kaosi Ezeagu	45	130
Mike McGuirl	31	393
Nijel Pack	27	144
Selton Miguel	27	132
Davion Bradford	27	123
Ish Massoud	18	18
Luke Kasubke	16	49
Logan Landers	11	11
Carlton Linguard, Jr.	0	17
Seryee Lewis	0	15

*\*\*A point system based on the number of deflections/blocks, steals, dives, loose balls, offensive rebounds and charges and named in honor of former K-State director of development Wayne McClain who passed away on Oct. 15, 2014.*

STARTING LINEUP (1)	SEASON	CAREER
McGuirl, Smith, Pack, Massoud, Ezeagu	3-0	2-0
Miguel, Smith, Pack, Massoud, Ezeagu	1-2	1-2
Nowell, McGuirl, Smith, Massoud, Ezeagu	1-1	1-1
Nowell, Miguel, Smith, Massoud, Ezeagu	1-0	1-0
Nowell, Smith, Pack, Massoud, Ezeagu	1-0	1-0

GAMES MISSED	
Maximus Edwards	10
Seryee Lewis	10
Carlton Linguard, Jr.	7
Nijel Pack	2
Davion Bradford	1
Mike McGuirl	1
Selton Miguel	1
TOTAL	32

TOP SCORING PERFORMANCES
22, Markquis Nowell vs. Green Bay (12/12/21)
19, Markquis Nowell vs. Illinois (11/23/21)
18, Nijel Pack vs. Florida A&M (11/10/21)
18, Markquis Nowell vs. North Dakota (11/28/21)

TOP REBOUNDING PERFORMANCES
10, Mark Smith vs. North Dakota (11/28/21)
10, Selton Miguel vs. UAlbany (12/2/21)
10, Mark Smith vs. UAlbany (12/2/21)
10, Mark Smith vs. Green Bay (12/12/21)

TOP ASSIST PERFORMANCES
11, Markquis Nowell vs. Marquette (12/8/21)
8, Markquis Nowell vs. Green Bay (12/12/21)

TOP 3-POINT FG PERFORMANCES
5, Nijel Pack vs. UAlbany (12/2/21)
4, Nijel Pack vs. Florida A&M (11/10/21)
4, Nijel Pack vs. North Dakota (11/28/21)
4, Ish Massoud vs. Green Bay (12/12/21)
4, Markquis Nowell vs. Green Bay (12/12/21)

TOP STEAL PERFORMANCES
5, Markquis Nowell vs. North Dakota (11/28/21)

TOP BLOCK PERFORMANCES
2, Kaosi Ezeagu vs. Omaha (11/17/21)
2, Ish Massoud vs. Omaha (11/17/21)



2021-22 BOXSCORES/RECAPS

O1FLORIDA A&M

Nov. 10, 2021 | Manhattan, Kan. / Bramlage Coliseum

Florida A&M	30	27	—	57
K-STATE	33	34	—	67

► Sophomore reserve **Selton Miguel** scored all 10 of his points in a pivotal stretch in the second half to help propel K-State past Florida A&M, 67-57, in the opener for both teams on Nov. 10 before 5,296 fans at Bramlage Coliseum.

► Miguel, who went scoreless in the first half, caught fire at the right moment in the second half for the Wildcats, which was in a back and forth affair with the Rattlers (0-1). He scored all 10 of his points in a 12-2 run that flipped a one-point deficit (42-43) with 13:28 to play into a 9-point advantage (54-45) with 9:17 remaining. He ignited the pivotal run with a layup that gave K-State the lead for good at 44-43 with 12:49 to play then followed with a jumper for a 5-point lead (48-43) before capping the run with consecutive 3-pointers.

► K-State was able to break open an early back-and-forth contest with a pivotal 10-1 run over a 3-minute span late in the first half. Moments after Pitt State tied the game at 18-all with just over 8 minutes to play before halftime, sophomore **Ish Massoud** ignited the 10-1 run with a pull-up jumper. It was followed by a 3-pointer from junior **Markquis Nowell**, layups by fifth-year **Mark Smith** and Miguel and a 3-pointer by fifth-year senior **Mike McGuirl**.

► The run enabled the Wildcats to stretch ahead and build as much as a 13-point lead en route to the victory. The Rattlers led by as many as 4 points on multiple occasions in the first half, and after falling behind by 5 (31-26) right before halftime, surged back ahead moments after halftime.

► K-State relied on its usually strong defense to earn its 23rd win in the last 25 home openers, holding a foe below 60 points for the 104th time under **Bruce Weber**. The Wildcats held the Rattlers to 41.5 percent (22-of-53) shooting, including 20 percent (3-of-15) from 3-point range, and forced 18 turnovers.

► Miguel was joined in double figures by fellow sophomore **Nijel Pack**, who led the team with 18 points on 6-of-11 field goals, including 4-of-7 from 3-point range, and fifth-year senior **Mark Smith**, who collected 12 points on 4-of-10 shooting and 6 rebounds. Junior **Kaosi Ezeagu** had solid stat line with 7 points, 5 rebounds and 3 assists in just 18 minutes.

► With the win, K-State moved to 92-26 all-time in season openers dating back to 1903, including a 28-3 mark at Bramlage Coliseum. The Wildcats are now 8-2 in season openers under head coach **Bruce Weber**.

FLORIDA A&M (0-1)														
No.	Name	PTS	FG	3FG	FT	O	D	R	PF	A	TO	S	B	MIN
10	BARRIS, Chase	F	0	0-2	0-0	0-0	2	7	9	2	0	2	0	1 26
25	JONES, D.J.	F	7	3-9	0-2	1-2	2	3	5	4	7	1	1	31
01	SPEER, Jalen	G	10	3-9	2-5	2-2	0	1	1	1	0	4	0	28
02	REAVES, Kamron	G	6	3-9	0-5	0-0	0	1	1	2	3	3	0	33
03	RANDOLPH, M.J.	G	27	10-17	1-3	6-7	1	6	7	3	6	3	0	39
34	STAMPS, Legend	4	2-2	0-0	0-0	1	3	4	4	0	0	0	0	17
13	WILLIAMS, Jamir	0	0-1	0-0	0-1	1	3	4	3	0	2	1	0	14
00	STEVENS, Dimingus	1	0-2	0-2	1-2	0	0	0	0	0	1	1	0	6
05	LITTLE, Keith	2	1-2	0-0	0-0	0	0	0	0	0	1	0	0	6
33	MATHEWS, Richard	0	0-0	0-0	0-0	0	0	0	1	0	0	0	0	1+
TEAM						1	0	1			1			
TOTALS		57	22-63	3-15	10-14	8	24	32	19	9	18	4	2	200

	FG	FG%	3FG	3FG%	FT	FT%	Deadball Rebounds: 0, 1
1st Half	11-24	45.8	2-8	25.0	6-9	66.7	Biggest Run: 7 (17:19 1H)
2nd Half	11-29	37.9	1-7	14.3	4-5	80.0	Largest Lead: 4 (13:09 1H)
GAME	22-53	41.5	3-15	20.0	10-14	71.4	Technical Fouls: None

K-STATE (1-0)														
No.	Name	PTS	FG	3FG	FT	O	D	R	PF	A	TO	S	B	MIN
20	EZEAGU, Kaosi	F	7	1-2	0-0	5-8	2	3	5	2	3	0	0	18
25	MASSOUD, Ismael	F	5	2-5	1-3	0-0	0	3	3	0	1	0	0	26
00	MCGUIRL, Mike	G	3	0-6	0-3	3-4	0	4	4	2	1	4	2	15
13	SMITH, Mark	G	12	4-10	1-3	3-6	1	5	6	2	1	1	0	34
24	PACK, Nijel	G	18	6-11	4-7	2-2	2	1	3	1	3	1	2	31
21	BRADFORD, Davion	3	1-2	0-0	1-2	2	1	3	1	0	0	0	0	14
01	NOVELL, Markquis	10	4-6	2-2	0-1	1	6	7	2	1	2	0	0	23
01	NOVELL, Markquis	6	2-5	0-2	2-2	0	2	2	2	6	2	0	0	23
22	KASUBKE, Luke	3	1-3	1-2	0-0	0-0	0	0	1	0	0	1	0	14
33	LANDERS, Logan	0	0-0	0-0	0-0	0	0	0	0	0	0	0	0	2
TEAM						1	2				3			
TOTALS		67	21-50	9-22	16-25	9	26	35	16	15	14	5	0	200

	FG	FG%	3FG	3FG%	FT	FT%	Deadball Rebounds: 4, 1
1st Half	9-29	31.0	6-14	42.9	9-12	75.0	Biggest Run: 9 (2:57 1H)
2nd Half	12-21	57.1	3-8	37.5	7-13	53.8	Largest Lead: 13 (3:28 2H)
GAME	21-50	42.0	9-22	40.9	16-25	64.0	Technical Fouls: None

Officials: Doug Simmons, Rick Crawford, Blanca Burris  
 Attendance: 5,296 | Start Time: 7:01 p.m. | Game Duration: 2:06  
 FAMU led for 10:27 // K-State led 24:16 // Game was tied for 5:17  
 Lead Changes: 12 // Times Tied: 7

Points From	Off Turnovers	Paint	2nd Chance	Fast Break	Bench
FAMU	11	22	6	5	7
K-State	19	20	9	8	22

O2OMAHA

Nov. 17, 2021 | Manhattan, Kan. / Bramlage Coliseum

Omaha	26	38	—	64
K-STATE	42	37	—	79

► K-State showed a glimpse of its offensive potential, as the Wildcats connected on 50 percent or better from the field in both halves to out-muscle a determined Omaha squad, 79-64, on Nov. 17 at Bramlage Coliseum.

► In a complete reversal of the nail-biter from last season, in which, K-State won 60-58 on a 3-pointer by **Selton Miguel** with 9.7 second remaining, the Wildcats led from start to finish against the Mavericks. K-State led by as many 26 points before Omaha scored 13 of the last 15 points to close the gap.

► K-State was efficient on the offensive end, converting on 52.8 percent (28-of-53) from the field, including 47.4 percent (9-of-19) from 3-point range, and knocking down 14 of 16 free throw attempts. The Wildcats had 18 assists on their 28 made field goals while scoring 34 points in the paint.

► Seven Wildcats had at least 8 points, including four double-digit scorers with 15 points each from sophomores **Ish Massoud** and **Nijel Pack** and 11 for both fifth-year senior **Mark Smith** and junior **Markquis Nowell**. Big men **Kaosi Ezeagu** and **Davion Bradford** combined for 16 points on 8-of-14 shooting. Miguel dished out a team-best 6 assists in his first start of the season.

► The Wildcats connected on 54.8 percent (17-of-31) of their field goals in the first half with 10 assists to build as much as a 21-point lead then followed it by knocking down 50 percent (11-of-22) of their shots in the second half with 8 assists to build as much as the aforementioned 26-point advantage. It marked the first time the team shot better than 50 percent in both halves since a win against Milwaukee on Dec. 11, 2020.

► The defense, which showed promise in the opening win over Florida A&M on November 10, struggled at times against an Omaha team that nearly overcame a 29-point deficit against Ball State. Although the Mavericks shot 34.7 percent (23-of-66) from the field, 11 of their 23 field goals came on 3-pointers, while they took advantage of some sloppy Wildcat turnovers to score 20 points.

► Omaha junior **Kyle Luedtke** came off the bench to lead all scorers with 16 points on 6-of-14 field goals. Five other Mavericks had at least 6 points.

► The win gave K-State a 2-0 start for the seventh time in the last 8 seasons but for the first time since the 2019-20 season. The Wildcats have now started 2-0 under head coach **Bruce Weber** in 8 of his 10 seasons.

OMAHA (1-2)														
No.	Name	PTS	FG	3FG	FT	O	D	R	PF	A	TO	S	B	MIN
23	FIDLER, Frankie	F	2	1-6	0-1	0-0	0	4	4	0	3	2	0	0 23
44	POORBEAR-CHANDLER, Isaiah	4	1-3	0-0	2-2	2	0	2	2	0	1	1	0	15
00	ROE, Sami	G	8	3-12	2-5	0-0	1	1	2	3	0	0	0	25
22	SMITH, Marco	G	5	2-6	1-2	0-0	0	3	3	6	1	0	0	24
25	LEMETTI, Felix	G	6	2-8	2-8	0-1	0	2	2	1	4	0	3	0 29
02	HUGHES, Darrius	8	2-6	0-0	4-5	0	2	2	1	2	2	2	0	21
03	LUEDTKE, Kyle	16	6-14	4-8	0-0	2	1	3	1	1	3	1	0	26
14	BROUGHAM, Dylan	6	3-5	0-0	0-1	2	2	2	1	0	1	0	4	16
33	AROP, Akei	6	2-4	1-1	1-2	1	3	4	1	0	1	1	0	17
15	FRICKENSTEIN, Grant	0	0-0	0-0	0-0	0	0	0	1	0	0	0	0	2
21	EVANS, Devin	3	1-2	1-2	0-0	1	1	0	0	0	0	0	0	2
TEAM						3	1	4						
TOTALS		64	23-66	11-27	7-11	11	18	29	13	17	11	8	4	200

	FG	FG%	3FG	3FG%	FT	FT%	Deadball Rebounds: 3, 0
1st Half	10-36	27.8	4-12	33.3	2-3	66.7	Biggest Run: 10 (9:09 2H)
2nd Half	13-30	43.3	7-15	46.7	5-8	62.5	Largest Lead: 0
GAME	23-66	34.8	11-27	40.7	7-11	63.6	Technical Fouls: None

K-STATE (2-0)														
No.	Name	PTS	FG	3FG	FT	O	D	R	PF	A	TO	S	B	MIN
20	EZEAGU, Kaosi	F	8	3-3	0-0	2-2	0	6	6	1	0	1	1	28
25	MASSOUD, Ismael	F	15	5-10	3-6	2-2	0	6	6	2	0	1	0	30
03	MIGUEL, Selton	G	8	4-6	0-1	0-0	0	3	3	1	6	4	1	24
13	SMITH, Mark	G	11	4-5	0-1	3-4	1	7	8	2	2	2	0	25
24	PACK, Nijel	G	15	5-8	3-4	2-2	0	0	0	5	1	1	0	20
00	MCGUIRL, Mike	0	0-1	0-0	0-0	1	2	3	3	2	3	1	0	17
01	NOVELL, Markquis	11	2-8	2-5	5-6	0	3	3	1	3	1	2	0	21
21	BRADFORD, Davion	8	4-8	0-0	0-0	3	2	5	0	0	1	0	1	14
22	KASUBKE, Luke	3	1-3	1-2	0-0	0	2	2	2	0	2	0	0	20
33	LANDERS, Logan	0	0-1	0-0	0-0	1	0	1	1	0	0	0	0	10
14	HONAS, Drew	0	0-0	0-0	0-0	0	0	0	0	0	0	0	0	1+
23	BROOKS, Jordan	0	0-0	0-0	0-0	0	0	0	0	0	0	0	0	0+
TEAM						2	2	4						
TOTALS		79	28-53	9-19	14-16	8	33	41	13	18	16	6	5	200

	FG	FG%	3FG	3FG%	FT	FT%	Deadball Rebounds: 4, 1
1st Half	17-31	54.8	3-8	37.5	5-6	83.3	Biggest Run: 9 (2:57 1H)
2nd Half	11-22	50.0	6-11	54.5	9-10	90.0	Largest Lead: 13 (3:28 2H)
GAME	28-53	52.8	9-19	47.4	14-16	87.5	Technical Fouls: None

Officials: Jamie Luckie, Patrick Adams, Amy Bonner  
 Attendance: 5,259 | Start Time: 7:01 p.m. | Game Duration: 1:49  
 K-State led 39:17 // Game was tied for 0:43  
 Lead Changes: 12 // Times Tied: 7

Points From	Off Turnovers	Paint	2nd Chance	Fast Break	Bench
Omaha	20	22	7	17	39
K-State	19	34	4	12	22

O313/12 ARKANSAS

Nov. 22, 2021 | Kansas City, Mo. / T-Mobile Center

Arkansas	42	30	—	72
K-STATE	24	40	—	64

► K-State nearly dug itself out of an 18-point deficit with a gritty second-half effort, however, No. 13/12 Arkansas made the right plays down the stretch to hold off the rally in a 72-64 win on Nov. 22 in the semifinals of the Hall of Fame Classic before 9,409 fans at the T-Mobile Center.

► Down by as many as 18 points, including 45-27, just under 2 minutes into the second half, the Wildcats closed to within 62-54 on a pair of free throws by sophomore **Nijel Pack** with 1:53 to play then to 66-60 on a Pack 3-pointer with under a minute to play. However, reserve **Chris Lykes** was a perfect 10-of-10 from the line in the last 1:46 to stave off any further attempts at a comeback.

► Lykes was among five Razorbacks in double figures, tying for the team lead with junior **Conner Vanover** with 14 points each, while senior **Au'Diese Toney** added a near double-double with 13 points and 9 rebounds.

► Pack tied for the game-high lead with 14 points on 5-of-12 field goals and 3-of-3 free throws, while fellow sophomore **Selton Miguel** had a near double-double with a game-tying 14 points on 5-of-11 shooting to go with a career-best 9 rebounds. Junior **Markquis Nowell** added 10 points, eclipsing 1,000 points in college in a career that started at Little Rock in 2018-19.

► K-State dug itself into its double-digit deficit with a poor offensive start, as the Wildcats connected on just 25.9 percent (7-of-27) from the field, including 0-of-10 from 3-point range, in the first half to go with 8 turnovers. The team flipped the switch in the second half, scoring 40 points on 46.9 percent (15-of-32) shooting from the field and 77.8 percent (7-of-9) from the line.

► The teams were nearly identical shooting the ball with K-State connecting on 37.3 percent (22-of-59) from the field compared to Arkansas' 36.2 percent (21-of-58), as they combined to hit just 6 of 44 3-point attempts (13.6 percent). However, the Razorbacks took advantage of the 45 personal fouls to convert on 27 of 34 free throw attempts (79.4 percent), which was 10 more than the Wildcats (17-of-23; 73.9 percent).

► K-State held Arkansas to 12 points under its scoring average (84.3 ppg) and more than 12 percentage points under its field goal percentage (48.4 percent).

► The loss ended a unique streak for K-State, as the Wildcats entered 4-0 vs. SEC opponents in the T-Mobile Center, including 3-0 vs. ranked SEC foes.



2021-22 BOXSCORES/RECAPS

04 14/15 ILLINOIS

Nov. 23, 2021 | Kansas City, Mo. / T-Mobile Center

Illinois	34	38	—	72
K-STATE	31	33	—	64

▶ No. 14/15 Illinois broke open a tight contest with a decisive 21-7 run midway through the second half, which included five 3-point field goals, to pull away from K-State on Nov. 23 in the consolation game of the Hall of Fame Classic in front of 7,255 at the T-Mobile Center.

▶ A night after shooting 28.1 percent from the field, including 13.6 percent from 3-point range, in a loss to Cincinnati, the Fighting Illini seemed to make every shot against the Wildcats, as they connected on 52.1 percent (25-of-48) from the field, including 12 makes from 3-point range on 46.2 percent (12-of-26) shooting. Seven of those 12 triples came from senior **Alfonso Plummer**, who finished the night with 21 points on 7-of-9 shooting from long range.

▶ K-State, on the other hand, couldn't find any offensive rhythm, connecting on just 38.5 percent (25-of-65) from the field, including 28.6 percent (6-of-21) from 3-point range, with just 9 assists on 25 made field goals. After shooting 44.8 percent (13-of-29) to help close the deficit to 34-31 at the half, the team couldn't sustain that output in the second half, shooting just 33.3 percent (12-of-36) from the field, including 23.1 percent (3-of-13) from long range.

▶ Junior reserve **Markquis Nowell** had his best night as a Wildcat, coming off the bench to score a team-high 19 points on 7-of-15 field goals to go with team-best in rebounds (6) and steals (2) in 25 minutes. He was joined in double figures by sophomores **Nijel Pack** (15) and **Ish Massoud** (13). The trio combined for 47 of the Wildcats' 64 points, as the rest of the team managed just 17 points on 8-of-26 shooting, including 1-of-7 from 3-point range.

▶ After falling behind by as many as 7 points in the first half, the Wildcats seemed to find some momentum in the early part of the second half, rattling off 6 straight points to open the half for a 37-34 lead and force a timeout by Illinois.

▶ The Illini responded out of the timeout with 7 straight point to push back ahead, 41-37, at the 16:24 mark, but Massoud went on a 5-0 run himself, including a 3-pointer to give the Wildcats the lead at 42-41 with 14:40 to play.

▶ However, back-to-back 3-pointers from Plummer and fifth-year senior **Jacob Grandison** started a stretch of 9 straight points by Illinois, which turned into the larger 21-7 run, flipping the 1-point deficit into as much as 13-point advantage. Plummer hit 3 of his game-high 7 3-pointers during this stretch.

ILLINOIS (3-2)															
No.	Name	PTS	FG	3FG	FT	O	D	R	PF	A	TO	S	B	MIN	
33	HAWKINS, Coleman	F	6	2-5	2-5	0-0	0	4	4	3	3	3	1	0	25
21	COCKBURN, Kofi	C	23	8-10	0-0	7-13	4	9	13	4	2	4	1	1	31
01	FRAZIER, Trent	G	0	0-5	0-4	0-0	0	1	1	3	5	3	0	0	26
05	CURBELLO, Andre	G	6	2-5	1-1	1-1	1	2	3	1	7	2	0	0	20
20	WILLIAMS, Da'Monte	G	3	1-5	1-4	0-1	1	6	7	1	1	3	0	0	31
03	GRANDISON, Jacob	B	8	3-4	1-1	1-2	1	2	3	1	0	0	0	0	18
04	PAYNE, Omar	1	0-0	0-0	1-2	0	1	1	1	0	0	0	0	0	4
22	HUTCHERSON, Austin	A	4	2-4	0-2	0-1	0	4	4	2	2	1	0	0	21
11	PLUMMER, Alfonso	21	7-10	7-9	0-0	0	0	0	1	0	2	0	0	0	19
13	BOSMAN-VERDONK, Benjamin	0	0-0	0-0	0-0	1	0	1	0	0	0	0	0	0	4
TEAM						1	4	5							
TOTALS		72	25-48	12-26	10-20	9	33	42	18	20	18	2	1	0	200

	FG	FG%	3FG	3FG%	FT	FT%	Deadball Rebounds: 2,1
1st Half	13-20	60.0	5-12	41.7	5-8	62.5	Biggest Run: 9 (11:26 2H)
2nd Half	13-28	46.4	7-14	50.0	5-12	41.7	Largest Lead: 13 (5:57 2H)
GAME	25-48	52.1	12-26	46.2	10-20	50.0	Technical Fouls: None

K-STATE (2-2)														
No.	Name	PTS	FG	3FG	FT	O	D	R	PF	A	TO	S	B	MIN
20	EZEAGU, Kaosi	F	4	2-3	0-0	0-0	1	2	3	0	0	1	1	12
25	MASSOUD, Ismael	F	13	4-10	3-5	2-2	2	2	1	0	0	2	0	32
03	MIGUEL, Selton	G	0	0-4	0-1	0-0	0	2	3	4	0	1	0	18
13	SMITH, Mark	G	4	2-8	0-2	0-0	2	1	3	2	3	1	2	26
24	PACK, Nijel	G	15	6-14	1-4	2-2	4	4	4	2	0	0	2	30
21	BRADFORD, Davion	2	1-1	0-0	0-0	1	1	2	3	0	0	0	0	18
00	MCGUIRL, Mike	5	2-8	1-3	0-0	1	3	4	2	0	1	1	0	22
01	NOWELL, Markquis	2	1-1	0-0	0-0	0	6	6	3	2	1	2	0	25
22	KASUBKE, Luke	19	7-15	4-5	4-5	0	0	0	0	0	0	0	0	7
33	LANDERS, Logan	0	0-1	0-1	0-0	0	0	1	0	0	0	0	0	10
TEAM						0	1	1						
TOTALS		64	25-65	6-21	8-9	5	21	26	20	9	4	11	1	200

	FG	FG%	3FG	3FG%	FT	FT%	Deadball Rebounds: 2,1
1st Half	13-29	44.8	3-8	37.5	2-2	100.0	Biggest Run: 9 (17:54 2H)
2nd Half	12-36	33.3	3-13	23.1	6-7	85.7	Largest Lead: 3 (17:54 2H)
GAME	25-65	38.5	6-21	28.6	8-9	88.9	Technical Fouls: None

Officials: Kipp Kissinger, Kelly Self, Lee Cassell  
 Attendance: 7,255 | Start Time: 6:01 p.m. | Game Duration: 2:07  
 Illinois led for 34:36 // K-State led 4:35 // Game was tied for 0:47  
 Lead Changes: 6 // Times Tied: 1

Points From	Off Turnovers	Paint	2nd Chance	Fast Break	Bench
Illinois	3	24	8	5	34
K-State	23	28	9	6	28

05 NORTH DAKOTA

Nov. 28, 2021 | Manhattan, Kan. / Bramlage Coliseum

North Dakota	20	22	—	42
K-STATE	38	46	—	84

▶ K-State responded from its consecutive losses to Top 15 opponents earlier in the week with perhaps its most complete effort of the season, as the Wildcats easily dispatched North Dakota, 84-42, on Nov. 28 at Bramlage Coliseum.

▶ The Wildcats connected on 60.3 percent (35-of-58) of their field goals, including 69 percent (20-of-29) in the second half, to post their first 80-point game since scoring 84 against West Virginia on Jan. 18, 2020. More than half of the 84 points came in the paint (46) with the team dishing out a season-high 21 assists. It marked the first time the Wildcats had shot better than 60 percent since hitting on 62.5 percent (35-of-56) vs. Alabama State on Dec. 11, 2019.

▶ Five Wildcats scored in double figures for the first time this season led by a game-high 18 points from reserve **Markquis Nowell**, who collected double-figure points for the fourth straight game. Nowell, who hit on 8-of-12 field goals, also added a game-high 5 assists and 5 steals in 22 minutes. Sophomore **Nijel Pack**, who has double figures in all 5 games, scored 16 points on 6-of-10 shooting, including 4-of-8 from 3-point range, while junior **Kaosi Ezeagu** and senior **Mike McGuirl** each added 15 points.

▶ Fifth-year senior **Mark Smith** registered his second career double-double, including his first as a Wildcat, with 11 points on 5-of-11 field goals, and a game-high 10 rebounds in 26 minutes.

▶ The defense was equally as potent, as K-State held North Dakota (2-5) to nearly 30 points under their scoring average (70.0 ppg.) on just 29.3 percent (17-of-58) shooting, including 9.7 percent (3-of-31) from 3-point range. The Wildcats harassed the Fighting Hawks into 17 turnovers, including a season-high 13 on steals, while converting those into 25 points. It was the fewest points allowed by the team since holding Alabama State to 41 on Dec. 11, 2019.

▶ The game was close in the early going before before the Wildcats rattled off a 19-1 run, which included a stretch of 16 straight points, to push the lead to 36-16 after a 3-pointer by McGuirl with 3:53 to play before the half.

▶ Leading 38-20 at the half, K-State had a strong start to the second half, scoring 16 of the first 20 points to take a 54-24 lead into the media timeout with 11:49 to play. Four Wildcats (Ezeagu, Pack, Nowell, McGuirl) had points in the stretch, including a pair of 3-pointers by Pack.

NORTH DAKOTA (2-5)															
No.	Name	PTS	FG	3FG	FT	O	D	R	PF	A	TO	S	B	MIN	
10	TSARTSIDZE, Tsotne	F	0	0-6	0-3	0-0	2	2	4	2	1	0	0	0	20
35	SUEKER, Mitchell	F	8	3-9	1-3	1-3	1	4	5	1	2	0	0	0	23
00	NERO, Caleb	G	2	1-6	0-3	0-0	0	2	2	1	1	0	0	0	20
11	PANOAM, Bentiu	G	10	5-11	0-5	0-0	1	4	5	1	2	4	2	0	31
21	IGBANUGO, Ethan	G	0	0-3	0-3	0-2	0	0	0	1	1	1	1	0	14
02	NORMAN, Matt	0	0-2	0-2	0-0	0	0	0	1	1	0	1	0	0	9
23	BURNS, Paul	16	7-11	2-5	0-1	0	1	1	1	1	4	3	0	0	27
03	GRANT, Reid	2	1-7	0-5	0-0	0	4	4	0	0	3	1	0	0	19
34	MATTHEWS, Brian	4	0-0	0-0	4-4	2	1	3	0	0	1	0	0	0	18
32	HOWARD, Brendan	0	0-1	0-0	0-0	0	1	1	0	1	0	1	0	0	8
15	DANIELSON, Brady	0	0-2	0-2	0-3	4	0	4	1	0	1	0	0	0	13
TEAM						1	2	3							
TOTALS		42	17-58	3-31	5-13	11	21	32	9	8	17	7	0	200	

	FG	FG%	3FG	3FG%	FT	FT%	Deadball Rebounds: 3,0
1st Half	9-30	30.0	1-15	6.7	1-5	20.0	Biggest Run: 4 (3:14 1H)
2nd Half	8-28	28.6	2-16	12.5	4-8	50.0	Largest Lead: 2 (19:43 1H)
GAME	17-58	29.3	3-31	9.7	5-13	38.5	Technical Fouls: None

K-STATE (3-2)															
No.	Name	PTS	FG	3FG	FT	O	D	R	PF	A	TO	S	B	MIN	
20	EZEAGU, Kaosi	F	15	6-7	0-0	3-6	1	6	7	2	0	3	1	0	20
25	MASSOUD, Ismael	F	2	1-5	0-1	0-0	0	7	7	2	3	1	2	0	28
00	MCGUIRL, Mike	G	15	6-6	2-2	1-2	0	3	3	2	5	2	3	0	31
13	SMITH, Mark	G	11	5-11	1-2	0-0	1	9	10	0	2	0	1	0	26
24	PACK, Nijel	G	16	6-10	4-8	0-0	3	3	3	2	3	0	0	0	25
01	NOWELL, Markquis	G	18	8-12	2-4	0-0	0	2	2	2	5	2	5	0	22
22	KASUBKE, Luke	0	0-2	0-2	0-0	0	1	1	1	3	0	0	0	0	25
33	LANDERS, Logan	5	2-4	0-0	1-2	1	2	3	2	1	1	1	0	0	16
12	LINGUARD, Jr., Carlton	2	1-1	0-0	0-0	0	0	0	0	0	0	0	0	0	4
14	HONAS, Drew	0	0-0	0-0	0-0	0	1	1	0	0	0	0	0	0	1+
23	BROOKS, Jordan	0	0-0	0-0	0-0	0	0	0	0	0	0	0	0	0	1+
TEAM						1	2								
TOTALS		84	35-58	9-19	5-10	4	35	39	15	21	12	13	0	200	

	FG	FG%	3FG	3FG%	FT	FT%	Deadball Rebounds: 3,0
1st Half	15-29	51.7	6-13	46.2	2-5	40.0	Biggest Run: 16 (5:17 1H)
2nd Half	20-29	69.0	3-6	50.0	3-5	60.0	Largest Lead: 44 (0:20 2H)
GAME	35-58	60.3	9-19	47.4	5-10	50.0	Technical Fouls: None

Officials: John Higgins, Roger Ayers, Keith Kimble  
 Attendance: 4,998 | Start Time: 4:01 p.m. | Game Duration: 1:43  
 K-State led 38:23 // UND led 00:16 // Game was tied for 1:21  
 Lead Changes: 1 // Times Tied: 2

Points From	Off Turnovers	Paint	2nd Chance	Fast Break	Bench
UND	8	16	6	6	22
K-State	25	46	2	10	25

06 UALBANY

Dec. 1, 2021 | Manhattan, Kan. / Bramlage Coliseum

UAlbany	20	23	—	43
K-STATE	29	42	—	71

▶ K-State once again used its defense to stifle an opponent at Bramlage Coliseum, as the Wildcats held UAlbany to 31.5 percent shooting, including just 5.6 percent from 3-point range, en route to a 71-43 win on Dec. 1.

▶ Combined with 42 allowed to North Dakota on Sunday, the Wildcats have now held consecutive opponents under 50 points for the first time since 2015, while the 85 combined points in the last 2 games were the fewest since holding Lamar (55) and Alabama-Huntsville (26) to 81 on Nov. 12-13, 2012.

▶ The Great Danes, which hit on their first 3-point field goal before missing their final 17 attempts, were held to the second-lowest 3-point field goal percentage by an opponent in school history and the lowest since Oklahoma connected on a school-record low 4.8 percent (1-of-21) on Jan. 21, 1993.

▶ K-State has now held 29 opponents to 50 or less under head coach **Bruce Weber**, while the Wildcats moved to 96-10 all-time under Weber when holding an opponent to 60 points or less.

▶ Offensively, the Wildcats did most of their damage from beyond the arc, knocking down a season-high 10 3-pointers, including 5 from sophomore **Nijel Pack**, who finished with a game-high 17 points. Pack, who leads the Big 12 in 3-point field goals per game (3.0) and is second in 3-point field goal percentage (48.6), has now hit on 3 or more 3-pointers in 15 of his 30 career games. He has now led the team in scoring in 4 of 6 games this season.

▶ Pack was joined in double figures by fifth-year senior **Mark Smith** and sophomore **Selton Miguel**, who each registered double-doubles. It marked the first time a pair of Wildcats each collected double-doubles in the same game since March 2014. Smith, who posted his second consecutive double-double and the third of his career, finished with 14 points on 4-of-7 field goals to go with a career-tying 10 rebounds. Miguel earned his first double-double with 12 points on 4-of-8 shooting and a career-best 10 boards.

▶ Despite the final score, UAlbany made things difficult for K-State in the early going, taking the lead on several occasions and pulling to within a 17-all tie with 6:35 before halftime. However, the Wildcats responded with an 11-0 run to take the lead for good and pushing to as many as 28 in the second half. Over a 13-minute span between the two halves, K-State outscored UAlbany, 30-10.

||
||
||

2021-22 BOXSCORES/RECAPS

07 WICHITA STATE

Dec. 5, 2021 | Wichita, Kan. / INTRUST Bank Arena

Wichita State	30	29	—	59
K-STATE	32	33	—	65

Junior **Markquis Nowell** scored 5 of his team-high 16 points in a late 7-0 run, including a dagger of a 3-pointer with 1:35 to play, that helped lift the Wildcats to a 65-59 win over in-state rival Wichita State on Dec. 5 before 14,488 fans at INTRUST Bank Arena.

Nowell, who had come off the bench in the first 6 games, drew his first start of the season after starting point guard **Nijel Pack** was ruled out after going down with an injury in practice on Saturday. Nowell kept the Wildcats in the contest with both his scoring and decision-making, as led the way in points (16), rebounds (8) and assists (4) while playing a team-high 35 minutes.

The first meeting between the schools since 2003 did not disappoint, as the near sold-out crowd saw WSU jump out to an 20-8 lead before K-State rallied to take the lead right before halftime on a 17-4 run. However, the Shockers seized the momentum early in the second half by scoring 14 of the first 19 points before the Wildcats rallied yet again to take a 46-44 with 7:35 remaining.

All told, the teams battled through 9 lead changes and 9 ties, including 54-all, after freshman **Ricky Council IV** knocked down a 3-pointer with 2:02 to play. Nowell responded with a 3-pointer of his own with 1:35 to play to key the 7-0 run by K-State, as he followed with a pair of free throws before a steal and dunk by senior **Mark Smith** gave the Wildcats a 61-54 lead with 48 seconds.

K-State held WSU to its lowest point total of the season, allowing just 59 points on 35.2 percent (19-of-54) shooting, including 21.7 percent (5-of-23) from 3-point range. It marked the third straight opponent held under 60 points.

Nowell was joined in double figures by three other Wildcats, including junior **Kaosi Ezeagu**, who scored 14 points on 5-of-6 field goals to go with 6 rebounds in a season-high 25 minutes. Sophomore **Selton Miguel** chipped in 12 points on 4-of-11 shooting with 6 rebounds and 3 assists off the bench, while senior **Mike McGuirl** added 10 points and team-tying 4 assists.

Offensively, the Wildcats connected on just 33.9 percent (21-of-62) from the field, including 24 percent (6-of-25) from 3-point range, and hit on 17 of 25 attempts (68 percent) from the free throw line. However, they held the edge in points off turnovers (15-10), points in the paint (28-20), second-chance points (10-3), fast-break points (7-3) and bench points (20-16).

WICHITA STATE (6-2)														
No.	Name	PTS	FG	3FG	FT	O	D	R	PF	A	TO	S	B	MIN
24	UDEZE, Morris	F	19	7-8	0-0	5-7	2	5	7	1	0	1	0	32
32	PLEASANT, Joe	F	3	1-2	1-1	0-0	0	7	7	2	0	1	1	20
00	DENNIS, Dexter	G	6	2-5	0-3	2-2	1	6	7	3	1	1	2	31
01	ETIENNE, Tyson	G	11	4-20	1-11	2-3	0	1	1	1	3	2	0	34
03	PORTER, Jr., Craig	G	4	0-0	0-0	4-4	0	2	2	2	1	3	0	18
04	COUNCIL, IV, Ricky	S	2-7	1-2	0-0	1	5	6	3	2	4	0	0	23
05	JACKSON, Clarence	0	0-1	0-1	0-0	0	3	3	4	0	1	0	0	10
11	PHOTO, Kenny	3	1-5	1-2	0-0	1	0	1	0	0	0	0	0	1
22	GRANT, Qua	S	1-5	0-2	3-4	0	3	3	5	1	1	1	0	22
02	JENKINS, Chance	3	1-1	1-1	0-0	0	0	0	0	0	0	0	0	4
TEAM						1	2							
TOTALS		59	19-54	5-23	16-20	6	33	39	21	8	14	4	5	200

	FG	FG%	3FG	3FG%	FT	FT%	Deadball Rebounds: 5.0
1st Half	9-29	31.0	4-13	30.8	8-9	88.9	Biggest Run: 9 (17:21 1H)
2nd Half	10-25	40.0	1-10	10.0	8-11	72.7	Largest Lead: 12 (12:15 1H)
GAME	19-54	35.2	5-23	21.7	16-20	80.0	Technical Fouls: None

K-STATE (5-2)														
No.	Name	PTS	FG	3FG	FT	O	D	R	PF	A	TO	S	B	MIN
20	EZEAGU, Kaosi	F	14	5-6	0-0	4-7	2	4	6	3	0	0	1	25
05	MAGSLOU, Ismael	F	2	1-7	0-4	0-0	1	4	5	2	0	1	2	0
25	MCGUIRL, Mike	G	10	3-11	1-7	3-4	0	2	2	2	4	1	0	32
01	NOWELL, Markquis	G	16	4-15	2-7	6-6	1	7	8	3	4	1	1	35
13	SMITH, Mark	G	3	1-5	0-2	1-4	0	7	7	1	0	2	3	30
21	BRADFORD, Davion	0	0-2	0-0	0-0	0	0	3	0	0	0	0	0	5
03	MIGUEL, Selton	12	4-11	1-3	3-4	3	6	0	3	3	1	0	1	29
22	KASUBKE, Luke	8	3-5	2-2	0-0	0	1	1	2	0	1	0	0	16
33	LANDERS, Logan	0	0-0	0-0	0-0	1	0	1	0	0	0	0	0	3
TEAM						3	4	7						
TOTALS		65	21-62	6-25	17-25	11	32	43	17	11	7	7	2	200

	FG	FG%	3FG	3FG%	FT	FT%	Deadball Rebounds: 1.0
1st Half	12-34	35.3	4-15	26.7	4-6	66.7	Biggest Run: 11 (4:59 1H)
2nd Half	9-28	32.1	2-10	20.0	13-19	68.4	Largest Lead: 8 (0:39 2H)
GAME	21-62	33.9	6-25	24.0	17-25	68.0	Technical Fouls: Smith (8:39 1H)

Officials: Terry Oglesby, Byron Jarrett, Doug Simons  
 Attendance: 14,488 | Start Time: 5:05 p.m. | Game Duration: 2:10  
 K-State led for 10:44 // WSU led 25:29 // Game was tied for 3:47  
 Lead Changes: 9 // Times Tied: 9

Points From	Off Turnovers	Paint	2nd Chance	Fast Break	Bench
WSU	10	20	3	3	16
K-State	15	28	10	7	20

08 MARQUETTE

Dec. 8, 2021 | Manhattan, Kan. / Bramlage Coliseum

Marquette	31	33	—	64
K-STATE	30	33	—	63

Redshirt freshman **Oso Ighodaro** blocked sophomore **Ish Massoud's** shot at the rim with 4 seconds left, as Marquette withstood a late K-State rally to post a 64-63 win in the third edition of the BIG EAST/Big 12 Battle on Dec. 8 before 7,184 fans at Bramlage Coliseum.

Down 61-54 with 5:42 to play after freshman **Kam Jones** connected on Marquette's 10th 3-point field goal of the game, K-State twice closed to within one point in the last minute of play, lastly on a 3-pointer from the corner by senior **Mike McGuirl** with 19 seconds left to make it 64-63.

The Wildcats had to foul on 3 straight possessions to put Golden Eagles (8-2) at the free throw line for the 1-and-1 opportunity with 14 seconds, as Jones missed the front end of the free throw to give K-State one last chance to win. With no timeouts, Massoud drove to the basket and attempted to lay the ball off the rim from under the standard but was blocked by Ighodaro with 4 seconds remaining and redshirt freshman **Tyler Kolek** grabbed the rebound.

Although the Golden Eagles knocked down 11 3-point field goals on the night, it was their inside game in the second half that proved to be the deciding factor, as they scored 16 of their 33 points in the paint and were a combined 10-of-13 from inside the arc after halftime. Jones scored 10 of his team-high 15 points in the second half, including 3 of the team's 4 3-point field goals.

It was a gutsy effort by K-State, which was without its leading scorer **Nijel Pack** for the second consecutive game and got limited action from fellow sophomore **Selton Miguel**, who was injured in practice on Tuesday.

The three newcomers — Massoud, fifth-year senior **Mark Smith** and junior **Markquis Nowell** — combined for 44 of the Wildcats' 63 points with each scoring in double figures and playing better than 32 minutes. The trio also collected 22 of the team's 41 rebounds and 15 of the 18 assists.

Smith led K-State in scoring for the first time with 17 points on 6-of-13 field goals to go with a team-tying 8 rebounds and 3 assists in 33 minutes, while Massoud broke out of a recent shooting slump with a season-high 16 points on 6-of-14 shooting, including a pair of 3-pointers, and 6 rebounds.

Nowell nearly posted the school's first triple-double, as he scored 11 points on 5-of-13 field goals with a game-high 11 assists, 8 rebounds and 3 steals.

MARQUETTE (8-2)														
No.	Name	PTS	FG	3FG	FT	O	D	R	PF	A	TO	S	B	MIN
10	LEWIS, Justin	F	14	6-14	2-5	0-0	1	8	9	1	5	1	3	2
35	KUATH, Kur	F	8	4-4	0-0	0-0	1	3	4	3	1	1	1	2
01	JONES, Kam	G	15	5-9	4-8	1-3	0	3	3	1	1	1	0	26
22	KOLEK, Tyler	G	0	0-7	0-0	0-0	2	6	8	2	7	3	2	0
32	MORSELL, Darryl	G	8	1-3	2-9	0-0	0	2	2	0	2	4	0	28
04	MILLIOTT, Stevie	0	0-1	0-0	0-0	0	0	1	0	0	0	0	0	1
05	ELLIOTT, Greg	8	3-8	2-6	0-0	0	1	1	2	0	1	1	0	16
12	PROSPER, Olivier-Maxence	2	1-1	0-0	0-0	0	4	0	2	1	1	0	0	15
13	IGHODARO, Oso	4	2-3	0-0	0-0	1	3	4	2	1	0	2	2	19
23	JOPLIN, David	2	1-2	0-1	0-0	0	2	2	1	0	0	0	0	5
02	ELLIS, Emorian	3	1-1	1-1	0-0	0	0	0	0	0	0	0	0	1+
TEAM						2	1	3						
TOTALS		64	26-63	11-37	1-3	7	33	40	12	21	11	10	7	200

	FG	FG%	3FG	3FG%	FT	FT%	Deadball Rebounds: 0.0
1st Half	12-37	32.4	7-24	29.2	0-0	0.0	Biggest Run: 8 (5:30 2H)
2nd Half	14-26	53.8	4-13	30.8	1-3	33.3	Largest Lead: 7 (5:42 2H)
GAME	26-63	41.3	11-37	29.7	1-3	33.3	Technical Fouls: None

K-STATE (5-3)														
No.	Name	PTS	FG	3FG	FT	O	D	R	PF	A	TO	S	B	MIN
20	EZEAGU, Kaosi	F	2	1-3	0-0	0-0	3	5	8	0	1	0	0	0
25	MASSLOU, Ismael	F	16	6-14	2-6	2-2	0	6	6	2	1	0	1	0
00	MCGUIRL, Mike	G	6	2-7	2-5	0-0	2	3	5	2	2	3	0	39
01	NOWELL, Markquis	G	11	5-13	1-7	0-0	1	7	8	2	11	3	3	27
13	SMITH, Mark	G	17	6-13	1-4	4-7	2	6	8	1	3	0	0	33
03	MIGUEL, Selton	2	1-4	0-1	0-0	0	2	2	1	0	3	0	0	18
21	BRADFORD, Davion	9	4-7	0-0	1-1	0	1	1	1	0	1	0	0	17
22	KASUBKE, Luke	0	0-3	0-2	0-0	0	2	2	0	0	1	0	0	10
TEAM						1	0	1						
TOTALS		63	25-64	6-25	7-10	9	32	41	9	18	11	7	1	200

	FG	FG%	3FG	3FG%	FT	FT%	Deadball Rebounds: 0.0
1st Half	12-30	40.0	4-10	40.0	2-2	100.0	Biggest Run: 7 (18:40 2H)
2nd Half	13-34	38.2	2-15	13.3	5-8	62.5	Largest Lead: 6 (7:12 1H)
GAME	25-64	39.1	6-25	24.0	7-10	70.0	Technical Fouls: None

Officials: Kipp Kissinger, Ray Natili, Brent Hampton  
 Attendance: 7,187 | Start Time: 8:05 p.m. | Game Duration: 1:54  
 K-State led for 21:07 // MU led 13:57 // Game was tied for 4:56  
 Lead Changes: 9 // Times Tied: 8

Points From	Off Turnovers	Paint	2nd Chance	Fast Break	Bench
MU	10	24	6	2	19
K-State	11	30	17	19	11

09 GREEN BAY

Dec. 12, 2021 | Manhattan, Kan. / Bramlage Coliseum

Green Bay	30	34	—	64
K-STATE	46	36	—	82

Junior **Markquis Nowell** led three Wildcats in double figures with a season-high 22 points, as Kansas State played perhaps its best all-around offensive game of the season in an 82-64 win over Green Bay on Dec. 12 before 5,437 fans at Bramlage Coliseum.

K-State connected on 54.9 percent (28-of-51) from the field, including knocking down a season-high 11 3-point field goals on 21 attempts, and were a near perfect 15 of 17 from the free throw line. It marked the first time since an 87-69 win over No. 4 Oklahoma on Jan. 16, 2018, that the Wildcats have shot better than 50 percent from the field, 50 percent from 3-point range and 80 percent from the free throw line in a game.

With senior **Mike McGuirl** out with the flu and sophomore **Nijel Pack** playing just 14 minutes as he returns from missing two games due to a concussion, K-State relied on its three Division I transfers to lead the way, as Nowell, sophomore **Ish Massoud** and fifth-year senior **Mark Smith** combined for 53 of the 82 points while connecting on 56.7 percent (17-of-30) from the field. The trio also accounted for 17 of the 26 rebounds and 12 of its 17 assists.

Nowell, who was starting for the third straight game in place of Pack, continued his impressive play against Green Bay after nearly posting the school's first triple-double against Marquette. He collected his first 20-point game as a Wildcat, scoring on his game-high 22 points on 7-of-13 field goals, including 4-of-7 from 3-point range, while adding a game-high 8 assists, 3 rebound and a steal in 34 minutes. He was 2 assists shy of becoming the first player in school history with consecutive points/assists double-doubles.

Massoud was equally as sharp offensively, posting back-to-back double-digit scoring games with a season-high 17 points on 5-of-5 shooting, including 4-of-4 from beyond the arc, and a 3-of-3 effort from the free throw line. He is the 18th player in school history to go perfect from the field on 5 or more field goals and the second this season (**Mike McGuirl** vs. North Dakota on Nov. 28).

Smith tallied his third double-double (all coming in the last 5 games) with 14 points on 5-of-12 field goals to go with a career-tying 10 rebounds in 27 minutes, while adding 3 assists on zero turnovers and a pair of steals.

Three Wildcats (**Selton Miguel**, **Davion Bradford** and Pack) each added 6 points.

GREEN BAY (2-8)														
No.	Name	PTS	FG	3FG	FT	O	D	R	PF	A	TO	S	B	MIN
03	KELLOGG III, Jannah	F	15	4-8	0-0	7-9	4	2	6	2	0	4	2	0
11	MEYER, Cade	F	9	2-4	0-1	5-5	0	1	1	1	1	0	0	17
02	McGEE, Kamari	G	14	5-9	1-4	3-3	1	2	3	2	3	2	0	33
15	IVORY, Donovan	G	7	2-10	1-6	2-3	0	3	3	2	2	1	0	28

2021-22 BOXSCORES/RECAPS

10 NEBRASKA

Dec. 19, 2021 | Lincoln, Neb. / Pinnacle Bank Arena

Nebraska	27	31	—	58
K-STATE	33	34	—	67

- K-State turned to its reliable defense to grind out another road victory, as the Wildcats held Nebraska to more than 17 points under its average in a 67-58 win on Dec. 19 before a sold-out crowd of 15,043 fans at Pinnacle Bank Arena.
- K-State has now won 5 of its last 6 games and opened the year with back-to-back road victories for the first time since the 2017-18 season.
- With their offense struggling with consistency, the Wildcats turned up their always solid defensive effort in holding the Cornhuskers to their second-fewest points of the season (58) and second-lowest field goal percentage (32.8). The Huskers, who started the game 5-of-10 from 3-point range, missed their final 18 attempts from long range, including all 11 in the second half.
- K-State has now held 5 of 10 opponents this season under 60 points, including back-to-back on the road (Wichita State and Nebraska).
- Playing for the first time in more than a decade in Lincoln and the first time in Pinnacle Bank Arena, the Wildcats allowed the Cornhuskers to get in rhythm early, falling behind by as many 10 points, including 25-15 with 8:48 to play. However, the team rattled off 16 straight points as part of a larger 18-2 run to end the opening half to take a 33-27 advantage into the locker room.
- After Nebraska took the momentum back with 9 straight to open the second half, the squads traded the lead back and forth until a 12-2 run keyed by a 3-pointer from sophomore **Nijel Pack** gave K-State the lead for good with 9:44 remaining. The Huskers made one last run, closing to within 59-55 with 2:41 to play, however, a Pack free throw and a long 3-pointer from fifth-year senior **Mark Smith** ended any further rally.
- Pack led the way offensively for the Wildcats with 15 points on 5-of-13 field goals, including 2-of-9 from 3-point range, to go with a career-high 8 rebounds, 5 assists and 2 steals, while fellow sophomore **Ish Massoud** added 10 points on 2-of-4 field goals, including 1-of-3 from long range, and a perfect 5-of-5 effort from the free throw line.
- Big men — junior **Kaosi Ezeagu** and sophomore **Davion Bradford** — had their best games of the season with a combined 18 points and 15 rebounds. Ezeagu finished with a near double-double with 9 points and career-tying 9 rebounds, while Bradford added a season-high 9 points and 5 rebounds.

NEBRASKA (5-7)													
No.	Name	PTS	FG	3FG	FT	O	D	R	PF	A	TO	S	B
11	MAYEN, Lat	F 3	1-4	0-3	1-1	1	2	3	2	0	2	1	1
13	WALKER, Derrick	F 6	3-5	0-0	0-0	3	6	9	2	1	6	1	1
01	VERGE, Jr., Alonzo	G 21	7-14	0-1	7-9	1	4	5	0	5	6	4	0
05	McGOWENS, Bryce	G 14	4-14	2-8	4-7	0	3	3	3	2	0	0	1
30	TOMINAGA, Kelsei	G 8	3-13	2-10	0-0	0	4	4	1	0	1	3	0
00	WILCHER, C.J.	6	1-5	1-4	3-4	1	2	3	1	0	1	2	0
10	WEBSTER, Kobe	0	0-3	0-2	0-0	0	0	0	2	0	0	1	0
35	ANDRE, Eduardo	0	0-0	0-0	0-1	1	2	3	4	1	1	0	0
TEAM						2	4	6					
TOTALS		58	19-58	5-28	15-22	9	27	36	15	9	17	12	3

	FG	FG%	3FG	3FG%	FT	FT%	Deadball Rebounds: 2.0
1st Half	9-25	36.0	5-17	29.4	4-7	57.1	Biggest Run: 9 (17:30 2H)
2nd Half	10-33	30.3	0-11	0.0	11-15	73.3	Largest Lead: 10 (8:48 1H)
GAME	19-58	32.8	5-28	17.9	15-22	68.2	Technical Fouls: None

K-STATE (7-3)													
No.	Name	PTS	FG	3FG	FT	O	D	R	PF	A	TO	S	B
20	EZEAGU, Kaosi	F 9	3-4	0-0	3-4	4	5	9	1	0	0	1	0
25	MASSOUD, Ismael	F 10	2-4	1-3	5-5	0	4	4	4	0	2	0	0
01	NOWELL, Markquis	G 4	2-11	0-5	0-0	0	4	4	1	3	5	3	0
13	SMITH, Mark	G 6	2-3	2-2	0-0	2	5	7	4	0	6	0	0
24	PACK, Nijel	G 15	5-13	2-9	3-4	1	7	8	1	5	2	2	0
03	MIGUEL, Selton	7	2-10	1-4	2-2	1	3	4	1	1	2	0	1
21	BRADFORD, Davion	9	4-7	0-0	1-2	2	3	5	2	0	1	1	1
22	KASUBKE, Luke	2	1-2	0-1	0-0	0	0	0	1	1	1	2	1
00	MCGUIRL, Mike	5	2-5	0-2	1-1	0	1	1	5	2	0	0	0
33	LANDERS, Logan	0	0-0	0-0	0-0	0	0	0	0	0	0	0	0
TEAM						0	2	2					
TOTALS		67	23-59	6-26	15-18	10	34	44	20	12	19	9	3

	FG	FG%	3FG	3FG%	FT	FT%	Deadball Rebounds: 2.0
1st Half	13-33	39.4	2-14	14.3	5-5	100.0	Biggest Run: 16 (0:40 1H)
2nd Half	10-26	38.5	4-12	33.3	10-13	76.9	Largest Lead: 10 (0:26 2H)
GAME	23-59	39.0	6-26	23.1	15-18	83.3	Technical Fouls: Massoud (15:03 1H)

**Officials:** Keith Kimble, Roger Ayers, Brooks Wells  
**Attendance:** 15,043 | **Start Time:** 5:01 p.m. | **Game Duration:** 1:59  
 K-State led for 21:00 // Nebraska led 16:31 // Game was tied for 2:29  
**Lead Changes:** 10 // **Times Tied:** 4

Points From	Off Turnovers	Paint	2nd Chance	Fast Break	Bench
Nebraska	11	28	6	10	6
K-State	22	34	15	15	23

11 McNEESE STATE

12 MORGAN STATE





# THE LAST TIME K-STATE...

## Team

**K-State was ranked No. 1 in AP Top 25:** March 14, 1959  
**K-State was ranked in AP Top 25:** No. 18 (March 18, 2019 // Final)  
**K-State was ranked in USA Today Coaches Poll:** No. 19 (April 9, 2019 // Final)  
**Played AP No. 1-ranked opponent:** Lost vs. Baylor, 77-68 (Jan. 14, 2017)  
**Defeated AP No. 1-ranked opponent:** Oklahoma, 80-69 (Feb. 6, 2016)  
**Defeated AP No. 1-ranked opponent on road:** Kansas, 68-64 (Jan. 17, 1994)  
**Played AP No. 2-ranked opponent:** Lost to Baylor, 74-68 (March 11, 2021)  
**Defeated opponent ranked 3-10 by AP:** No. 7 Oklahoma, 62-57 (Feb. 23, 2021)  
**Defeated opponent ranked 3-10 by AP on the road:** No. 2 Baylor, 56-54 (Feb. 4, 2017)  
**Defeated opponent ranked 11-25 by AP:** No. 12 West Virginia, 84-68 (Jan. 18, 2020)  
**Defeated AP Top 25 opponent at home:** No. 7 Oklahoma, 62-57 (Feb. 23, 2021)  
**Defeated AP Top 25 opponent on the road:** No. 20 Oklahoma, 74-61 (Jan. 16, 2019)  
**Defeated consecutive AP Top 25 opponents on the road:**  
 No. 20 Iowa State, 58-57 (Jan. 12, 2019) and No. 20 Oklahoma, 74-61 (Jan. 16, 2019)  
**Defeated AP Top 25 opponent at neutral site:** No. 18 Kentucky, 61-58 (March 22, 2018)

## Scoring

**Scored 20 or more points:** 22 by Markquis Nowell vs. Green Bay (Dec. 12, 2021)  
**Reserve scored 20 or more points:** 23 by Antonio Gordon vs. Baylor (Dec. 19, 2020)  
**Freshman scored 20 or more points:** 23 by Nijel Pack vs. TCU (March 10, 2021)  
**Scored 30 or more points:** 31 by Xavier Sneed vs. Iowa State (March 7, 2020)  
**Freshman scored 30 or more points:** 34 by Marcus Foster vs. Texas (Feb. 8, 2014)  
**Scored 35 or more points:** 38 by Barry Brown, Jr., vs. Oklahoma State (Jan. 10, 2018)  
**Scored 40 or more points:** 44 by Denis Clemente at Texas (Jan. 31, 2009)  
**Scored 50 or more points:** 62 by Askia Jones vs. Fresno State (March 24, 1994) *school record*  
**Two or more Wildcats scored 30 or more points in same game:**  
 Michael Beasley (44) and Bill Walker (31) at Baylor (Feb. 23, 2008)  
**Two or more Wildcats scored 20 or more points in same game:**  
 Barry Brown, Jr. (25) and Dean Wade (20) at Oklahoma (Jan. 16, 2019)  
**Three or more Wildcats scored 20 or more points in same game:**  
 Dean Wade (34), Kamau Stokes (23) and Barry Brown, Jr. (21) at Iowa State (Dec. 29, 2017)  
**Scored 20 points in one half:** 26 (1st) by Xavier Sneed vs. Iowa State (March 7, 2020)  
**Scored 20 points/two straight games:**  
 Barry Brown, Jr. (2), 23 vs. Iowa State (Feb. 16, 2019) and 21 at West Virginia (Feb. 18, 2019)  
**Scored 20 points/three straight games:** Barry Brown, Jr. (3), 29 vs. West Virginia (Jan. 9, 2019); 23 at Iowa State (Jan. 12, 2019); 25 at Oklahoma (Jan. 16, 2019)  
**Scored 30 points/two straight games:**  
 Michael Beasley, 30 vs. George Mason (Nov. 22, 2007) and 30 vs. UCF (Nov. 23, 2007)  
**No Wildcat scored in double figures:** at Nebraska (Jan. 26, 1983)  
**One Wildcat scored in double figures:** DaJuan Gordon (12) vs. Kansas (Feb. 17, 2021)  
**Four Wildcats scored in double figures:**  
 Markquis Nowell (16), Kaosi Ezeagu (14), Selton Miguel (12), Mike McGuirl (10) at Wichita State (Dec. 5, 2021)  
**Five Wildcats scored in double figures:** Markquis Nowell (18), Nijel Pack (16), Kaosi Ezeagu (15), Mike McGuirl (15), Mark Smith (11) vs. North Dakota (Nov. 28, 2021)  
**Six Wildcats scored in double figures:** D.J. Johnson (19), Barry Brown, Jr. (14), Xavier Sneed (12), Wesley Iwundu (11), Kamau Stokes (10) and Dean Wade (10) vs. Colorado State (Dec. 17, 2016)  
**All five Wildcat starters scored in double figures:** Cartier Diarra (15), Barry Brown, Jr. (13), Xavier Sneed (11), Makol Mawien (10) and Kamau Stokes (10) vs. Iowa State (March 15, 2019)  
**K-State scored 70 or more points:** 82 vs. Green Bay (Dec. 12, 2021)  
**K-State scored 80 or more points:** 82 vs. Green Bay (Dec. 12, 2021)  
**K-State scored 90 or more points:** 95 vs. Eastern Kentucky (Nov. 16, 2018)  
**K-State scored 100 or more points:** 100 vs. North Florida (Dec. 31, 2010)

## Field Goal Shooting

**Made 10 or more field goals:** 10 by Xavier Sneed vs. Iowa State (March 7, 2020)  
**Made 15 or more field goals:** 15 by Michael Beasley vs. Nebraska (Feb. 6, 2008)  
**100 percent from the field (min. 10 att):** 100.0% (11-11) by Eddie Elder vs. Colorado (Feb. 23, 1985)  
**100 percent from the field (min. 5 att):** 100.0% (9-9) by Antonio Gordon vs. Baylor (Dec. 19, 2020)  
**K-State connected on 50 percent or better:** 54.9% (28-51) vs. Green Bay (Dec. 12, 2021)  
**K-State connected on 50 percent or better in both halves:**  
 51.7% (15-29)/1st half and 69.0% (20-29)/2nd half vs. North Dakota (Nov. 28, 2021)  
**K-State connected on 60 percent or better:** 60.3% (35-58) vs. North Dakota (Nov. 28, 2021)  
**K-State connected on 60 percent or better in both halves:**  
 62.5% (15-24)/1st half and 69.6% (16-23)/2nd half vs. Wake Forest (March 14, 2017)  
**K-State connected on 70 percent or better:** 70% (42-60) vs. Southern Colorado (Nov. 30, 1985)  
**K-State made 30 or more field goals:** 35 vs. North Dakota (Nov. 28, 2021)  
**K-State made 40 or more field goals:** 41 vs. Missouri (Jan. 3, 1998)  
**K-State made 45 or more field goals:** 49 vs. Morgan State (Jan. 5, 1985) *school record*  
**K-State made 50 or more field goals:** *Never been done in recorded school history*  
**K-State attempted 60 or more field goals:** 64 vs. Marquette (12/8/21)  
**K-State attempted 70 or more field goals:** 74 at Alabama (Jan. 25, 2020)  
**K-State attempted 80 or more field goals:** 88 vs. South Dakota (Jan. 3, 2010)  
**K-State attempted 90 or more field goals:** 94 vs. Houston (March 14, 1970)  
**K-State attempted 100 or more field goals:** 103 vs. Cal State Fullerton (Dec. 2, 1967)

## 3-Point Field Goal Shooting

**Made 5 or more 3-point field goals:** 6 by Nijel Pack vs. Baylor (March 11, 2021)  
**Made 10 or more 3-point field goals:** 14 by Askia Jones vs. Fresno State (March 24, 1994) *school record*  
**100 percent from the field (min. 6 att):** 100.0% (6-6) by Denis Clemente at Texas (Jan. 31, 2009)  
**K-State connected on 50 percent or better (min. 10 att):** 52.4% (11-21) vs. Green Bay (Dec. 12, 2021)  
**K-State connected on 60 percent or better (min. 10 att):** 71.4% (10-14) vs. Western Illinois (Nov. 11, 2016)  
**K-State connected on 70 percent or better (min. 10 att):** 71.4% (10-14) vs. Western Illinois (Nov. 11, 2016)  
**K-State connected on 80 percent or better (min. 10 att):** 80.0% (8-10) vs. Coastal Carolina (Dec. 6, 1997)  
**K-State made 10 or more 3-point field goals:** 11 vs. Green Bay (Dec. 12, 2021)  
**K-State made 15 or more 3-point field goals:** 16 at Oklahoma State (Feb. 2, 2019) *most in a conference game*  
**K-State made 20 or more 3-point field goals:** 23 vs. Fresno State (March 24, 1994) *school record*  
**K-State attempted 30 or more 3-point field goals:** 35 vs. Texas A&M (Jan. 30, 2021)  
**K-State attempted 35 or more 3-point field goals:** 35 vs. Texas A&M (Jan. 30, 2021)

## Double-Double / Triple-Double

**Had a Triple-Double:** *Never happened in recorded school history*  
**Had a 20/20 Double-Double (Pts/Rebs):** Michael Beasley (28 pts, 22 rebs) vs. Western Illinois (Nov. 17, 2007)  
**Had a Double-Double (Pts/Rebs):** Mark Smith (14 pts, 10 rebs) vs. Green Bay (Dec. 12, 2021)  
**Had a Double-Double (Pts/Assts):** Markquis Nowell (11 pts, 11 assts) vs. Marquette (12/8/21)  
**Had a Double-Double (Rebs/Assts):** *Never happened in recorded school history*  
**Had a Double-Double in Consecutive Games:**  
 Wesley Iwundu (16 pts, 10 rebs at TCU; March 1, 2017) and (10 pts, 10 rebs vs. Texas Tech; March 4, 2017)  
**Two Players with Double-Doubles in Same Game:**  
 Selton Miguel (12 pts, 10 rebs) and Mark Smith (14 pts, 10 rebs) vs. UAlbany (Dec. 1, 2021)

## Free Throw Shooting

**Made 10 or more free throws:** 11 by DaJuan Gordon at Iowa State (Dec. 15, 2020)  
**Made 15 or more free throws:** 15 by Jacob Pullen vs. Kansas (Feb. 14, 2011)  
**Perfect at the FT line (min. 10 att):** 11-11 by DaJuan Gordon at Iowa State (Dec. 15, 2020)  
**Perfect at the FT line:** 17-17 by Steve Henson at Iowa State (Feb. 24, 1988) *school record*  
**K-State connected on 80 percent or better (min. 15 att.):** 83.3% (15-18) at Nebraska (Dec. 19, 2021)  
**K-State connected on 90 percent or better (min. 15 att.):** 93.8% (15-16) at Iowa State (Jan. 20, 2015)  
**K-State connected on 100 percent or better (min. 15 att.):** 100% (16-16) vs. Nebraska (Jan. 26, 1980)  
**K-State made 20 or more free throws:** 26 at Iowa State (Dec. 15, 2020)  
**K-State made 30 or more free throws:** 36 vs. South Dakota (Nov. 20, 2015)  
**K-State made 40 or more free throws:** 41 vs. Oklahoma (Dec. 29, 1958)  
**K-State attempted 30 or more free throws:** 30 vs. Fort Hays State (Dec. 8, 2020)  
**K-State attempted 40 or more free throws:** 40 at West Virginia (Feb. 11, 2017)  
**K-State attempted 50 or more free throws:** 54 at Colorado (Jan. 16, 2010)  
**K-State attempted 55 or more free throws:** 56 vs. Purdue (Dec. 1, 1958) *school record*

## Rebounds

**Had 10 or more rebounds:** 10 by Mark Smith vs. Green Bay (Dec. 12, 2021)  
**Had 15 or more rebounds:** 16 by Dean Wade vs. Denver (Nov. 12, 2018)  
**Had 20 or more rebounds:** 22 by Michael Beasley vs. Western Illinois (Nov. 17, 2007)  
**Had 10 or more rebounds in consecutive games:**  
 Mark Smith (10 vs. North Dakota; Nov. 28, 2021) and (10 vs. UAlbany; Dec. 1, 2021)  
**Multiple players had 10 or more rebounds:**  
 Selton Miguel (10 rebs) and Mark Smith (10 rebs) vs. UAlbany (Dec. 1, 2021)  
**K-State had 20 or more offensive rebounds:** 22 at Alabama (Jan. 25, 2020)  
**K-State had 30 or more defensive rebounds:** 34 at Nebraska (12/19/21)  
**K-State had 40 or more rebounds:** 44 at Nebraska (12/19/21)  
**K-State had 50 or more rebounds:** 52 vs. Central Arkansas (Dec. 1, 2013)  
**K-State had 60 or more rebounds:** 61 at Oregon State (Dec. 6, 2003)

## Assists

**Had 10 or more assists:** 11 by Markquis Nowell vs. Marquette (12/8/21)  
**Had 15 or more assists:** 16 by Keith Frazier vs. Central Missouri (Dec. 18, 1976) *school record*  
**K-State had 20 or more assists:** 21 vs. North Dakota (Nov. 28, 2021)  
**K-State had 30 or more assists:** 30 vs. Gardner-Webb (Dec. 14, 2008)

## Blocked Shots

**Had 5 or more blocked shots:** 5 by Jordan Henriquez vs. La Salle (March 22, 2013)  
**Had 10 or more blocked shots:** *Never happened in recorded school history*  
**K-State had 5 or more blocked shots:** 5 vs. Omaha (Nov. 17, 2021)  
**K-State had 10 or more blocked shots:** 11 vs. North Florida (Dec. 11, 2011)

## Steals

**Had 5 or more steals:** 5 by Markquis Nowell vs. North Dakota (Nov. 28, 2021)  
**Had 10 or more steals:** *Never happened in recorded school history*  
**K-State had 10 or more steals:** 13 vs. North Dakota (Nov. 28, 2021)  
**K-State had 15 or more steals:** 17 vs. Monmouth (Nov. 13, 2019)

# THE LAST TIME K-STATE...

## Turnovers

**K-State had 3 or fewer turnovers:** 3 vs. SIU-Edwardsville (Dec. 14, 1978) *school record*

**K-State had 5 or fewer turnovers:** 4 vs. Illinois (Nov. 23, 2021)

**Opponent committed 15 or more turnovers:** 17 by Nebraska (Dec. 19, 2021)

**Opponent committed 20 or more turnovers:** 20 by Fort Hays State (Dec. 8, 2020)

## Overtime

**Played an Overtime Game:** at UNLV, 60-56 (Nov. 9, 2019)

**Played an Overtime Game at home:** Lost vs. TCU, 86-80 (Feb. 1, 2017)

**Played a 2-Overtime Game:** Lost at No. 13 Baylor, 79-72 (Jan. 20, 2016)

**Played a 3-Overtime Game:** Lost at Oregon State, 87-72 (Dec. 6, 2003)

**Played a 4-Overtime Game:** Lost at Missouri State, 82-80 (Dec. 8, 1987)

**Played in Consecutive OT Games:**

(2) Won vs. No. 7 Kansas, 85-82 (Feb. 10, 2014) and Lost at Baylor, 87-73 (Feb. 15, 2014)

## Winning Streaks

**K-State won consecutive games:** vs. Iowa State (March 7, 2020) and TCU (March 11, 2020)

**K-State had a 5 or more game winning streak:** 5, Jan. 9-22, 2019

*(longest since winning 6, Nov. 9-24, 2018)*

**K-State had a 10 or more game winning streak:** 10, Nov. 24, 2013 to Jan. 7, 2014

**K-State had a 15 or more game winning streak:** 21, Dec. 19, 1958 to March 13, 1959

**K-State had a 20 or more game winning streak:** 21, Dec. 19, 1958 to March 13, 1959

## Miscellaneous

**Hit a Buzzer Beater:** at Iowa State, 58-57 (Jan. 12, 2019) [Barry Brown, Jr., lay-up at :04.0]

**Won after trailing by at least 10 points in second half:** 21 vs. West Virginia (Jan. 9, 2019)

*(down 42-21, 18:49 remaining - won 71-69) school record*

**Won after trailing by at least 15 points in second half:** 21 vs. West Virginia (Jan. 9, 2019)

*(down 42-21, 18:49 remaining - won 71-69) school record*

# BRUCE WEBER ERA HIGHS/LOWS

## Team Highs/Lows

### Points:

**High:** 98, vs. Southern Utah (11/14/14)

**Low:** 41, vs. Kansas (2/17/21)

### Field Goals Made:

**High:** 37, vs. Eastern Kentucky (11/16/18)

**Low:** 12, vs. Bradley (12/9/14)

### Field Goals Attempted:

**High:** 74, at Alabama (1/25/20)

**Low:** 34, vs. Bradley (12/9/14)

### Field Goal Percentage:

**High:** 66.0 (31-47) vs. Wake Forest (3/14/17)

**Low:** 25.0 (14-56) at Oklahoma (2/25/17)

### 3-Point Field Goals Made:

**High:** 16, at Oklahoma State (2/2/19)

**Low:** 1, 7 times [most recently: vs. Kennesaw State (11/9/18)]

### 3-Point Field Goals Attempted:

**High:** 37, at Oklahoma (1/4/20)

**Low:** 6, twice [most recently: vs. TCU (3/11/15)]

### 3-Point Field Goal Percentage:

**High:** 71.4% (10-14) vs. Western Illinois (11/11/16)

**Low:** 5.6% (1-18) at West Virginia (1/26/16)

### Free Throws:

**High:** 36, vs. South Dakota (11/20/15)

**Low:** 2, vs. Kansas (2/17/21)

### Free Throws Attempted:

**High:** 48, vs. Southern Utah (11/14/14)

**Low:** 5, twice [most recently: at Kansas (2/25/19)]

### Free Throws Percentage:

**High:** 100.0, twice

[most recently: 5-5 at Kansas (2/25/19)]

**Low:** 23.1 (3-13) vs. Pitt (11/25/19)

### Offensive Rebounds:

**High:** 29, vs. North Florida (11/18/2012)

**Low:** 2, twice [most recently: at Oklahoma State (2/14/18)]

### Defensive Rebounds:

**High:** 42, vs. Alabama-Huntsville (11/13/12)

**Low:** 13, at Texas Tech (1/6/18)

### Rebounds:

**High:** 55, vs. Alabama-Huntsville (11/13/12)

**Low:** 19, at Texas Tech (1/6/18)

### Fouls:

**High:** 32, vs. Arizona State (11/23/17)

**Low:** 8, vs. Texas (1/2/19)

### Assists:

**High:** 29, vs. Alabama State (12/11/19)

**Low:** 4, twice [most recently: vs. UMBC (3/18/18)]

### Turnovers:

**High:** 28, vs. West Virginia (1/23/21)

**Low:** 4, twice [most recently: vs. Illinois (11/23/21)]

### Blocked Shots:

**High:** 9, at Texas Tech (2/25/14)

**Low:** 0, 19 times

[most recently: vs. Green Bay (12/12/21)]

### Steals:

**High:** 19, vs. Northern Arizona (11/20/17)

**Low:** 0, twice [most recently: vs. Texas (2/22/16)]

### Points in the Paint:

**High:** 50, vs. Eastern Kentucky (11/16/18)

**Low:** 8, twice [most recently: at Kansas (2/25/19)]

### Points off Turnovers:

**High:** 38, vs. Northern Arizona (11/20/17)

**Low:** 1, vs. West Virginia (3/10/17)

### Second Chance Points:

**High:** 25, at Oklahoma State (3/3/14)

**Low:** 0, vs. TCU (3/2/16)

### Fast Break Points:

**High:** 24, vs. Kennesaw State (11/9/18)

**Low:** 0, 12 times

[most recently: vs. Saint Louis (12/21/19)]

### Bench Points:

**High:** 45, twice [most recently: vs. Texas (1/30/13)]

**Low:** 0, 3 times [most recently: vs. Georgia (1/27/18)]

### First-Half Points:

**High:** 53, twice [most recently: at Iowa State (12/29/17)]

**Low:** 12, vs. Georgia (12/31/14)

### First-Half Field Goal Percentage:

**High:** 82.4% (14/17) vs. Texas A&M (12/20/14)

**Low:** 16.0% (4/25) at TCU (2/18/15)

### Second-Half Points:

**High:** 58, vs. Eastern Kentucky (11/16/18)

**Low:** 17, at Baylor (2/21/15)

### Second-Half Field Goal Percentage:

**High:** 75.0% (12/16) vs. Oklahoma State (1/24/15)

**Low:** 22.2% (6/27) at West Virginia (2/3/18)

## Opponent Highs/Lows

### Points:

**High:** 107, by Baylor (1/27/21)

**Low:** 26, by Alabama-Huntsville (11/13/12)

### Field Goals Made:

**High:** 41, by Baylor (1/27/21)

**Low:** 9, by Alabama-Huntsville (11/13/12)

### Field Goals Attempted:

**High:** 71, by Baylor (1/27/21)

**Low:** 37, twice [most recently: vs. Texas (2/7/15)]

### Field Goal Percentage:

**High:** 63.5% (33/52) by Georgetown (11/22/13)

**Low:** 16.4% (9/55) by Alabama-Huntsville (11/13/12)

### 3-Point Field Goals Made:

**High:** 17, by Baylor (1/27/21)

**Low:** 1, 6 times

[most recently: by Florida A&M (12/2/19)]

### 3-Point Field Goals Attempted:

**High:** 34, twice [most recently: by Creighton (3/16/18)]

**Low:** 8 by West Virginia (1/12/13)

### 3-Point Field Goal Percentage:

**High:** 60.7% (17/28) by Baylor (1/27/21)

**Low:** 5.6%, (1/18) by UAlbany (12/1/21)]

### Free Throws:

**High:** 30 by Texas Tech (1/5/21)

**Low:** 1 by Marquette (12/8/21)

### Free Throws Attempted:

**High:** 44, by Arizona State (11/23/17)

**Low:** 3 by Marquette (12/8/21)

### Free Throw Percentage:

**High:** 100.0% (10/10) by SE Missouri State (12/16/17)

**Low:** 22.2% (2/9) by Oklahoma State (2/2/19)

### Offensive Rebounds:

**High:** 21, by Robert Morris (11/22/16)

**Low:** 2, by Kansas (2/3/16)

### Defensive Rebounds:

**High:** 36, by Northern Colorado (11/8/13)

**Low:** 12, by Savannah State (12/14/14)

### Rebounds:

**High:** 54, by Baylor (2/15/14)

**Low:** 19, by SE Missouri State (12/16/17)

### Fouls:

**High:** 31, twice [most recently: by UMES (11/13/15)]

**Low:** 8, by Alabama State (12/11/19)

### Assists:

**High:** 24, 3 times

[most recently: by Baylor (12/19/20)]

**Low:** 2, by Pitt (11/25/19)

### Turnovers:

**High:** 31, by Northern Arizona (11/20/17)

**Low:** 4, by Texas Tech (2/5/13)

### Blocked Shots:

**High:** 12, by Texas (3/7/15)

**Low:** 0, 18 times

[most recently: North Dakota (11/28/21)]

### Steals:

**High:** 14, 3 times [most recently: by Baylor (1/27/21)]

**Low:** 0, twice [most recently: by Texas (2/22/16)]

### Points in the Paint:

**High:** 50, by West Virginia (2/11/17)

**Low:** 4, by UMKC (11/14/17)

### Points off Turnovers:

**High:** 34, by Baylor (1/27/21)

**Low:** 0, by Georgia (12/31/14)

### Second Chance Points:

**High:** 24, by Iowa State (1/20/15)

**Low:** 0, by Georgia State (12/15/18)

### Fast Break Points:

**High:** 24, by Oklahoma (1/9/16)

**Low:** 0, 15 times

### Bench Points:

**High:** 54, by West Virginia (1/2/16)

**Low:** 0, by TCU (3/11/20)

### First-Half Points:

**High:** 56, by Baylor (12/19/20)

**Low:** 10, by Tulane (12/28/13)

### First-Half Field Goal Percentage:

**High:** 70.0% (14/20) by Kansas (11/24/18)

**Low:** 12.5% (4/32) by Long Beach State (11/24/13)

### Second-Half Points:

**High:** 55, by Purdue (11/24/14)

**Low:** 14, by Kennesaw State (11/9/18)

### Second-Half Field Goal Percentage:

**High:** 81.3% (13/16) vs. Oklahoma State (2/11/20)

**Low:** 16.7% (3/18) vs. La Salle (3/22/13)



G | SR.-4L



# MIKE MCGUIRL\*\*\*\*

G | 6-3 | 200 | Sr.-4L | Ellington, Conn. | East Catholic HS

[@MikeMcGuirl00](#)

[mikemcguirl00](#)



2021 All-Big 12 Honorable Mention  
2019, 2020 Academic All-Big 12

## SUPERLATIVES

	FR	SO	JR	SR <sub>1</sub>	SR <sub>2</sub>	CAR
10+ Points	1	1	8	20	2	32
20+ Points	—	—	—	2	—	2
3+ 3FGM	1	1	5	9	—	16
3+ Assists	—	4	7	17	4	32
2+ Steals	—	6	8	10	4	28
Led Team in Pts	—	—	2	11	—	13
Led Team in Rebs	—	—	3	4	—	7
Led Team in Asts	—	1	3	14	4	22
Led Team in Stls	—	3	—	10	4	17

## PERSONAL HIGHS

### ■ Points

Season	15 vs. North Dakota (11/28/21)
Career	22 twice ( <i>last time vs. Fort Hays State (12/8/20)</i> )
Big 12	19 vs. Oklahoma (2/23/21)

### ■ Field Goals Made

Season	6 vs. North Dakota (11/28/21)
Career	8 vs. Drake (11/25/20)
Big 12	7 vs. Oklahoma (2/23/21)

### ■ Field Goals Attempted

Season	11 at Wichita State (12/5/21)
Career	17 vs. TCU (1/2/21)
Big 12	17 vs. TCU (1/2/21)

### ■ 3-Point Field Goals Made

Season	2, twice
Career	5 vs. Oklahoma (2/23/21)
Big 12	5 vs. Oklahoma (2/23/21)

### ■ 3-Point Field Goals Attempted

Season	7 at Wichita State (12/5/21)
Career	11 vs. Texas Tech (2/6/21)
Big 12	11 vs. Texas Tech (2/6/21)

### ■ Free Throws Made

Season	3, 3 times
Career	9 vs. Iowa State (3/7/21)
Big 12	9 vs. Iowa State (3/7/21)

### ■ Free Throws Attempted

Season	4, 3 times
Career	10 vs. Iowa State (3/7/21)
Big 12	10 vs. Iowa State (3/7/21)

### ■ Rebounds

Season	5, vs. Marquette (12/8/21)
Career	9 at TCU (2/20/21)
Big 12	9 at TCU (2/20/21)

### ■ Assists

Season	5 vs. North Dakota (11/28/21)
Career	8 vs. Milwaukee (12/11/20)
Big 12	6 vs. TCU (1/2/21)

### ■ Blocked Shots

Season	1 vs. UAlbany (12/1/21)
Career	1, 8 times
Big 12	1, 3 times

### ■ Steals

Season	3, twice
Career	3, 3 times
Big 12	2, 4 times

### ■ Minutes

Season	32 at Wichita State (12/5/21)
Career	40 twice
Big 12	40 twice

## SEASON STATS

PPG	RPG	APG	FG%	3FG%	FT%
6.6	3.0	2.6	35.0	21.4	73.3

## McGUIRL AT A GLANCE

► Came off the bench at Nebraska (12/19/21) after missing the Green Bay (12/12/21) game due to the flu... Had started the previous 4 games, averaging 9.3 ppg., 3.5 assists, 3.0 rebounds and 2.0 assists in 28.5 minutes per game... Had best game so far with a season-high 15 points vs. North Dakota (11/28/21).

► Became the 17th Wildcat to go perfect from the field on 5 or more field goals in school history with his 6-of-6 effort vs. North Dakota (11/28/21).

► Ranks second on the team in assists (23) and steals (12).

► Has scored in double figures in 32 career games, including 25 times in the last 43 games played dating back to 2019-20... Of his 764 career points, 601 have come in the last 3 seasons (9.0 ppg./67 games).

► Named to the 2021 All-Big 12 Honorable Mention Team.

► Led in 12 categories, including points (342), double-digit scoring games (20), field goals made (112), 3-point field goals made (60), free throws made (58) and attempted (76), assists (103) and steals (30), in 2020-21.

► His 60 3-pointers in 2020-21 surpassed his total from first 3 years... Had at least 3 triples in 13 games, including career-high 5 vs. No. 7/8 Oklahoma (2/23/21).

► Dished out a team-best 103 assists in 2020-21... He is the 40th Wildcat to tally 100 assists in a single season, while he is the 28th to eclipse 200 in a career.

## 2021-22 GAME-BY-GAME STATISTICS

Date	Opponent	GS	MIN	FG	3PT	FT	O	D	TR	PF	AST	TO	BLK	STL	PTS	+/-
Nov. 10	FLORIDA A&M	*	15	0-6	0-3	3-4	0	4	4	2	1	4	0	2	3	0
Nov. 17	OMAHA		17	0-1	0-0	0-0	1	2	3	3	2	3	0	1	0	-20
Nov. 22	vs. 13/12 Arkansas		31	3-8	0-3	3-4	0	3	3	4	4	1	0	0	9	-1
Nov. 23	vs. 14/15 Illinois		22	2-8	1-3	0-0	1	3	4	2	0	1	0	1	5	-5
Nov. 28	NORTH DAKOTA	*	31	6-6	2-2	1-2	0	3	3	2	5	2	0	3	15	33
Dec. 1	UALBANY	*	22	3-8	0-3	0-0	0	2	2	4	3	3	1	2	6	18
Dec. 5	@Wichita State	*	32	3-11	1-7	3-4	0	2	2	2	4	1	0	0	10	2
Dec. 8	MARQUETTE	*	29	2-7	2-5	0-0	2	3	5	2	2	2	0	3	6	-1
Dec. 12	GREEN BAY		—	—	—	—	—	—	—	—	—	—	—	—	—	—
Dec. 19	@Nebraska		20	2-5	0-2	1-1	0	1	1	5	2	0	0	0	5	8
Dec. 21	McNEESE STATE															
Dec. 29	MORGAN STATE															
Jan. 1	@Oklahoma*															
Jan. 4	TEXAS*															
Jan. 8	@West Virginia*															
Jan. 12	TCU*															
Jan. 15	TEXAS TECH*															
Jan. 18	@Texas*															
Jan. 22	KANSAS*															
Jan. 25	@Baylor*															
Jan. 29	@Ole Miss															
Feb. 2	OKLAHOMA STATE*															
Feb. 5	@TCU*															
Feb. 9	BAYLOR*															
Feb. 12	@Iowa State*															
Feb. 14	WEST VIRGINIA*															
Feb. 19	@Oklahoma State*															
Feb. 22	@Kansas*															
Feb. 26	IOWA STATE*															
Feb. 28	@Texas Tech*															
Mar. 5	OKLAHOMA*															

## McGUIRL'S CAREER STATS

YEAR	GP	GS	Min	Avg.	FGM	FGA	Pct.	3FGM	3FGA	Pct.	FTM	FTA	Pct.	Off	Def	Tot	Avg.	PF	Ast	TO	Blk	Stl	Pts	Avg.
2017-18 (Fr.)	12	0	150	12.5	13	39	.333	5	21	.238	9	12	.750	6	12	18	1.5	10	11	6	1	3	40	3.3
2018-19 (So.)	34	2	572	16.8	44	120	.367	18	65	.277	17	27	.630	16	35	51	1.5	56	42	23	2	25	123	3.6
2019-20 (Jr.)	29	20	717	24.7	66	156	.423	35	88	.398	33	50	.660	18	51	69	2.4	65	53	29	2	27	200	6.9
2020-21 (Sr.)	29	29	993	34.3	112	315	.356	60	190	.316	58	76	.763	18	91	109	3.8	74	103	77	2	30	342	11.8
2021-22 (Sr.)	9	5	220	24.5	21	60	.350	6	28	.214	11	15	.733	4	23	27	3.0	26	23	17	1	12	59	6.6
Totals	113	56	2653	23.5	256	690	.371	124	392	.316	128	180	.711	62	212	274	2.4	231	232	152	8	97	764	6.8

Wildcats



1

G | JR.-TR



# MARKQUIS NOWELL

G | 5-8 | 160 | Jr.-TR | Harlem, N.Y. | The Patrick School | Little Rock

[@MrNewYorkCity](#) [mr.newyorkcity](#)

 2020 Lou Henson All-American  
2020 First Team All-Sun Belt // 3-time SBC Player of Week

## SUPERLATIVES

	FR	SO	JR <sub>1</sub>	JR <sub>2</sub>	SR	CAR
10+ Points	15	20	12	7	—	54
20+ Points	3	12	1	1	—	17
30+ Points	1	2	—	—	—	3
4+ 3FGM	5	10	2	1	—	18
5+ Rebounds	6	7	4	3	—	20
5+ Assists	11	14	9	4	—	38
10+ Assists	—	1	4	1	—	6
2+ Steals	9	18	10	7	—	44
Double-Doubles	—	1	4	1	—	6

## PERSONAL HIGHS

### Points

Season	22 vs. Green Bay (12/15/21)
Career	34 vs. SE Oklahoma State (11/8/18)
Big 12	—

### Field Goals Made

Season	8 vs. North Dakota (11/28/21)
Career	12 vs. SE Oklahoma State (11/8/18)
Big 12	—

### Field Goals Attempted

Season	15, twice
Career	25 vs. ULM (2/27/20)
Big 12	—

### 3-Point Field Goals Made

Season	4 vs. Green Bay (12/15/21)
Career	8 at ULM (12/19/19)
Big 12	—

### 3-Point Field Goals Attempted

Season	7, 3 times
Career	19 vs. ULM (2/27/20)
Big 12	—

### Free Throws Made

Season	6 at Wichita State (12/5/21)
Career	12, twice (last time vs. Arkansas State (2/8/20))
Big 12	—

### Free Throws Attempted

Season	6 twice
Career	14 vs. St. Francis Brooklyn (11/26/19)
Big 12	—

### Rebounds

Season	8, twice
Career	9 vs. Duquesne (11/30/20)
Big 12	—

### Assists

Season	11 vs. Marquette (12/8/21)
Career	13, twice (last time vs. Central Arkansas (12/6/20))
Big 12	—

### Blocked Shots

Season	1 vs. UAlbany (12/1/21)
Career	1, twice (last time vs. Louisiana (2/27/20))
Big 12	—

### Steals

Season	5 vs. North Dakota (11/28/21)
Career	6 vs. Prairie View A&M (11/25/20)
Big 12	—

### Minutes

Season	37 vs. Marquette (12/8/21)
Career	41 at Georgetown (12/22/18)
Big 12	—

## SEASON STATS

PPG	RPG	APG	FG%	3FG%	FT%
12.3	4.0	4.4	40.0	30.6	88.9

## NOWELL AT A GLANCE

- ▶ The Little Rock transfer has been in the starting lineup the last 4 games, averaging 13.3 points, 5.8 rebounds, 6.5 assists and 2.0 steals in 32.8 minutes per game... Nearly registered the school's first triple-double with 11 points, 11 assists, 8 rebounds and 3 steals vs. Marquette (12/8/21).
- ▶ The double-double vs. Marquette (12/8/21) was the 6th of his career and just the 12th points/assists double-double in school history and the first since 2014... His 11 assists tied for the 7th-most in school history and were the most in any game since **Jacob Pullen** had 11 dimes vs. Gardner-Webb on Dec. 14, 2008.
- ▶ The Big 12 leader in free throw percentage, he is only player in the league to rank in the top-15 in scoring (14th) and top-5 in assists (5th) and steals (5th).
- ▶ Leads in double-digit scoring games (7), field goals (42), assists (4.4 apg.) and steals (2.1), while is 2nd in scoring (12.3 ppg.) and 3-pointers (15).
- ▶ Has made 171 career 3-pointers on 36 percent shooting, as his 156 career treys rank 8th on career 3-point field goals made list at Little Rock..
- ▶ Has averaged nearly 5 assists per game (4.8) in his college career, including more than 100 in 2 of his 3 seasons at Little Rock... Boasts a 1.40 assist/turnover ratio (375 assists to 268 turnovers) in his college career.
- ▶ The career record holder in free throw percentage (85.7/197-of-230) in Little Rock history, including second-best single-season mark (87.9/102-of-116).

## 2021-22 GAME-BY-GAME STATISTICS

Date	Opponent	GS	MIN	FG	3PT	FT	O	D	TR	PF	AST	TO	BLK	STL	PTS	+/-
Nov. 10	FLORIDA A&M		23	2-5	0-2	2-2	0	2	2	2	6	2	0	0	6	4
Nov. 17	OMAHA		21	2-8	2-5	5-6	0	3	3	1	3	1	0	2	11	-5
Nov. 22	vs. 13/12 Arkansas		18	3-7	1-3	3-4	0	3	3	5	0	2	0	2	10	-2
Nov. 23	vs. 14/15 Illinois		25	7-15	1-5	4-5	0	6	6	3	2	1	0	2	19	-1
Nov. 28	NORTH DAKOTA		22	8-12	2-4	0-0	0	2	2	2	5	2	0	5	18	25
Dec. 1	UALBANY		21	2-6	2-4	0-0	0	1	1	2	2	3	1	2	6	10
Dec. 5	@Wichita State	*	35	4-15	2-7	6-6	1	7	8	3	4	1	0	1	16	1
Dec. 8	MARQUETTE	*	37	5-13	1-7	0-0	1	7	8	2	11	3	0	3	11	3
Dec. 12	GREEN BAY	*	34	7-13	4-7	4-4	0	3	3	1	8	2	0	1	22	11
Dec. 19	@Nebraska	*	25	2-11	0-5	0-0	0	4	4	1	3	5	0	3	4	-5
Dec. 21	MCNEESE STATE															
Dec. 29	MORGAN STATE															
Jan. 1	@Oklahoma*															
Jan. 4	TEXAS*															
Jan. 8	@West Virginia*															
Jan. 12	TCU*															
Jan. 15	TEXAS TECH*															
Jan. 18	@Texas*															
Jan. 22	KANSAS*															
Jan. 25	@Baylor*															
Jan. 29	@Ole Miss															
Feb. 2	OKLAHOMA STATE*															
Feb. 5	@TCU*															
Feb. 9	BAYLOR*															
Feb. 12	@Iowa State*															
Feb. 14	WEST VIRGINIA*															
Feb. 19	@Oklahoma State*															
Feb. 22	@Kansas*															
Feb. 26	IOWA STATE*															
Feb. 28	@Texas Tech*															
Mar. 5	OKLAHOMA*															

## NOWELL'S CAREER STATS

YEAR	GP	GS	Min	Avg.	FGM	FGA	Pct.	3FGM	3FGA	Pct.	FTM	FTA	Pct.	Off	Def	Tot	Avg.	PF	Ast	TO	Blk	Stl	Pts	Avg.
*2018-19 (Fr.)	25	18	761	30.4	95	249	.382	46	130	.354	42	53	.792	10	69	79	3.2	54	105	83	0	36	278	11.1
*2019-20 (So.)	28	26	938	33.5	151	354	.427	77	197	.391	102	116	.879	9	74	83	3.0	58	136	104	2	62	481	17.2
*2020-21 (Jr.)	15	8	457	30.5	63	183	.344	33	99	.333	55	63	.873	15	44	59	3.9	31	90	59	0	35	214	14.3
2021-22 (Jr.)	10	4	262	26.2	42	105	.400	15	49	.306	24	27	.889	2	38	40	4.0	22	44	22	1	21	123	12.3
<b>Totals</b>	<b>78</b>	<b>56</b>	<b>2416</b>	<b>31.0</b>	<b>351</b>	<b>891</b>	<b>.394</b>	<b>171</b>	<b>475</b>	<b>.360</b>	<b>223</b>	<b>259</b>	<b>.861</b>	<b>36</b>	<b>225</b>	<b>261</b>	<b>3.3</b>	<b>165</b>	<b>375</b>	<b>268</b>	<b>3</b>	<b>154</b>	<b>1096</b>	<b>14.1</b>

\*at Little Rock

2

G | FR.-HS



# MAXIMUS EDWARDS

G | 6-5 | 220 | Fr.-HS | Stratford, Conn. | Our Saviour Lutheran [N.Y.]

@maxgotgame2

\_maxgotgame

## SUPERLATIVES

	FR	SO	JR	SR	CAR
10+ Points	—	—	—	—	—
20+ Points	—	—	—	—	—
3+ 3FGM	—	—	—	—	—
3+ Assists	—	—	—	—	—
2+ Steals	—	—	—	—	—
Led Team in Pts	—	—	—	—	—
Led Team in Rebs	—	—	—	—	—
Led Team in Asts	—	—	—	—	—
Led Team in Stls	—	—	—	—	—

## PERSONAL HIGHS

### ■ Points

Season	—
Career	—
Big 12	—

### ■ Field Goals Made

Season	—
Career	—
Big 12	—

### ■ Field Goals Attempted

Season	—
Career	—
Big 12	—

### ■ 3-Point Field Goals Made

Season	—
Career	—
Big 12	—

### ■ 3-Point Field Goals Attempted

Season	—
Career	—
Big 12	—

### ■ Free Throws Made

Season	—
Career	—
Big 12	—

### ■ Free Throws Attempted

Season	—
Career	—
Big 12	—

### ■ Rebounds

Season	—
Career	—
Big 12	—

### ■ Assists

Season	—
Career	—
Big 12	—

### ■ Blocked Shots

Season	—
Career	—
Big 12	—

### ■ Steals

Season	—
Career	—
Big 12	—

### ■ Minutes

Season	—
Career	—
Big 12	—

## SEASON STATS

PPG	RPG	APG	FG%	3FG%	FT%
—	—	—	—	—	—

## EDWARDS AT A GLANCE

► Expected to miss extended time due to an injury suffered in practice.

## LAST GAME (n/a)

MIN	PTS	REBS	ASTS	BLKS	STLS
—	—	—	—	—	—

## TOP PERFORMANCES

► Has not played this season.

## BACKGROUND

- Played 2 seasons (2019-21) at Our Saviour Lutheran School in the Bronx.
- Averaged team-best 19.9 ppg., 6.1 rpg., 2.9 apg., 1.7 spg., at OSL in 2020-21.
- All-time leading scorer at Bunnell High School with more than 1,600 career points, including 37 in his final game in 2019 to set the all-time record.

## 2021-22 GAME-BY-GAME STATISTICS

Date	Opponent	GS	MIN	FG	3PT	FT	O	D	TR	PF	AST	TO	BLK	STL	PTS	+/-
Nov. 10	FLORIDA A&M	—	—	—	—	—	—	—	—	—	—	—	—	—	—	—
Nov. 17	OMAHA	—	—	—	—	—	—	—	—	—	—	—	—	—	—	—
Nov. 22	vs. 13/12 Arkansas	—	—	—	—	—	—	—	—	—	—	—	—	—	—	—
Nov. 23	vs. 14/15 Illinois	—	—	—	—	—	—	—	—	—	—	—	—	—	—	—
Nov. 28	NORTH DAKOTA	—	—	—	—	—	—	—	—	—	—	—	—	—	—	—
Dec. 1	UALBANY	—	—	—	—	—	—	—	—	—	—	—	—	—	—	—
Dec. 5	@Wichita State	—	—	—	—	—	—	—	—	—	—	—	—	—	—	—
Dec. 8	MARQUETTE	—	—	—	—	—	—	—	—	—	—	—	—	—	—	—
Dec. 12	GREEN BAY	—	—	—	—	—	—	—	—	—	—	—	—	—	—	—
Dec. 19	@Nebraska	—	—	—	—	—	—	—	—	—	—	—	—	—	—	—
Dec. 21	McNEESE STATE	—	—	—	—	—	—	—	—	—	—	—	—	—	—	—
Dec. 29	MORGAN STATE	—	—	—	—	—	—	—	—	—	—	—	—	—	—	—
Jan. 1	@Oklahoma*	—	—	—	—	—	—	—	—	—	—	—	—	—	—	—
Jan. 4	TEXAS*	—	—	—	—	—	—	—	—	—	—	—	—	—	—	—
Jan. 8	@West Virginia*	—	—	—	—	—	—	—	—	—	—	—	—	—	—	—
Jan. 12	TCU*	—	—	—	—	—	—	—	—	—	—	—	—	—	—	—
Jan. 15	TEXAS TECH*	—	—	—	—	—	—	—	—	—	—	—	—	—	—	—
Jan. 18	@Texas*	—	—	—	—	—	—	—	—	—	—	—	—	—	—	—
Jan. 22	KANSAS*	—	—	—	—	—	—	—	—	—	—	—	—	—	—	—
Jan. 25	@Baylor*	—	—	—	—	—	—	—	—	—	—	—	—	—	—	—
Jan. 29	@Ole Miss	—	—	—	—	—	—	—	—	—	—	—	—	—	—	—
Feb. 2	OKLAHOMA STATE*	—	—	—	—	—	—	—	—	—	—	—	—	—	—	—
Feb. 5	@TCU*	—	—	—	—	—	—	—	—	—	—	—	—	—	—	—
Feb. 9	BAYLOR*	—	—	—	—	—	—	—	—	—	—	—	—	—	—	—
Feb. 12	@Iowa State*	—	—	—	—	—	—	—	—	—	—	—	—	—	—	—
Feb. 14	WEST VIRGINIA*	—	—	—	—	—	—	—	—	—	—	—	—	—	—	—
Feb. 19	@Oklahoma State*	—	—	—	—	—	—	—	—	—	—	—	—	—	—	—
Feb. 22	@Kansas*	—	—	—	—	—	—	—	—	—	—	—	—	—	—	—
Feb. 26	IOWA STATE*	—	—	—	—	—	—	—	—	—	—	—	—	—	—	—
Feb. 28	@Texas Tech*	—	—	—	—	—	—	—	—	—	—	—	—	—	—	—
Mar. 5	OKLAHOMA*	—	—	—	—	—	—	—	—	—	—	—	—	—	—	—

## EDWARDS' CAREER STATS

YEAR	GP	GS	Min	Avg.	FGM	FGA	Pct.	3FGM	3FGA	Pct.	FTM	FTA	Pct.	Off	Def	Tot	Avg.	PF	Ast	TO	Blk	Stl	Pts	Avg.
2021-22 (Fr.)	—	—	—	—	—	—	—	—	—	—	—	—	—	—	—	—	—	—	—	—	—	—	—	—
Totals	—	—	—	—	—	—	—	—	—	—	—	—	—	—	—	—	—	—	—	—	—	—	—	—

Wildcats

3

G | SO.-1L



# SELTON MIGUEL\*

G | 6-4 | 210 | So.-1L | Luanda, Angola | West Oaks Academy [Fla.]

@selton\_miguel

hollywood.sei

2021 All-Big 12 Honorable Mention  
2019, 2020 Academic All-Big 12

## SUPERLATIVES

	FR	SO	JR	SR	CAR
10+ Points	7	4	—	—	11
20+ Points	—	—	—	—	—
3+ 3FGM	2	—	—	—	2
5+ Assists	4	1	—	—	5
Led Team in Pts	1	1	—	—	2
Led Team in Rebs	3	3	—	—	6
Led Team in Asts	7	3	—	—	10
Led Team in Stls	8	—	—	—	8
Double-Double	—	1	—	—	1

## PERSONAL HIGHS

### Points

Season	14 vs. Arkansas (11/22/21)
Career	17 twice (last at Texas Tech (1/5/21))
Big 12	17 at Texas Tech (1/5/21)

### Field Goals Made

Season	5 vs. Arkansas (11/22/21)
Career	7 vs. Milwaukee (12/11/20)
Big 12	6 at Texas Tech (1/5/21)

### Field Goals Attempted

Season	11, twice
Career	14 twice (last vs. Omaha (12/29/20))
Big 12	11 twice (last vs. Oklahoma State (1/9/21))

### 3-Point Field Goals Made

Season	2 vs. Florida A&M (11/10/21)
Career	3 twice (last vs. Omaha (12/29/20))
Big 12	3 vs. Baylor (12/19/20)

### 3-Point Field Goals Attempted

Season	4 at Nebraska (12/19/21)
Career	8 vs. Omaha (12/29/20)
Big 12	5, 4 times (last time at Kansas (2/2/21))

### Free Throws Made

Season	4 vs. Arkansas (11/22/21)
Career	6 vs. Fort Hays State (12/8/20)
Big 12	4 twice (last time at Baylor (1/27/21))

### Free Throws Attempted

Season	6 vs. Arkansas (11/22/21)
Career	8 vs. Fort Hays State (12/8/20)
Big 12	7 at Texas (1/16/21)

### Rebounds

Season	10 vs. UAlbany (12/1/21)
Career	10 vs. UAlbany (12/1/21)
Big 12	7 at Oklahoma (1/19/21)

### Assists

Season	6 vs. Omaha (11/17/21)
Career	7 twice (last time vs. Iowa State (3/6/21))
Big 12	7 vs. Iowa State (3/6/21)

### Blocked Shots

Season	1, twice
Career	1, 6 times
Big 12	1, twice (last time vs. Oklahoma (2/23/21))

### Steals

Season	1, 5 times
Career	3 twice (last time vs. TCU (3/10/21))
Big 12	3 at Iowa State (12/15/20)

### Minutes

Season	29 at Wichita State (12/5/21)
Career	39 vs. Oklahoma State (1/9/21)
Big 12	39 vs. Oklahoma State (1/9/21)

## SEASON STATS

PPG	RPG	APG	FG%	3FG%	FT%
7.9	5.1	2.2	40.0	29.4	73.7

## MIGUEL AT A GLANCE

► Came back from missing his first game as a Wildcat vs. North Dakota (11/28/21) to collect his first double-double vs. UAlbany (12/1/21) with 12 points and a career-tying 10 rebounds with 3 assists in 25 minutes... Followed with a solid line of 12 points, 6 rebounds and 3 assists at Wichita State (12/5/21).

► Has scored in double figures in 4 of 9 games played, including a near double-double vs. No. 13/12 Arkansas (11/22/21) with a game-tying 14 points and 9 rebounds... Also scored all 10 points in the opener vs. Florida A&M (11/10/21) during a pivotal stretch that lifted the Wildcats to victory.

► Spent the summer playing with the Angolan National Team, as they competed in the FIBA Olympic Qualifying Tournament in Kaunas, Lithuania for a spot in the Tokyo Olympics... Earned valuable minutes off the bench, playing against Poland and Slovenia, including NBA stars **Luka Doncic** and **Zoran Dragic**.

► Was the youngest member of the 17-member of the Angolan National Team and the only current college athlete.

► Was one of 3 players (along with **Mike McGuirl** and **Davion Bradford**) to play in all 29 games in 2020-21... Started in 22 of 29 games with all 22 starts coming in the last 24 games... The 22 starts ranked fourth on the team.

► Was part of the true freshman trio, along with **Davion Bradford** and **Nijel Pack**, that combined to log 71 starts in 2020-21, which ranked second nationally behind Kentucky (72) for most combined true freshmen starts.

## 2021-22 GAME-BY-GAME STATISTICS

Date	Opponent	GS	MIN	FG	3PT	FT	O	D	TR	PF	AST	TO	BLK	STL	PTS	+/-
Nov. 10	FLORIDA A&M		23	4-6	2-2	0-1	1	6	7	2	1	2	0	0	10	5
Nov. 17	OMAHA	*	24	4-6	0-1	0-0	0	3	3	1	6	4	0	1	8	3
Nov. 22	vs. 13/12 Arkansas	*	29	5-11	0-2	4-6	3	6	9	2	1	0	1	1	14	-1
Nov. 23	vs. 14/15 Illinois	*	18	0-4	0-1	0-0	0	2	2	3	4	0	0	1	0	-8
Nov. 28	NORTH DAKOTA		—	—	—	—	—	—	—	—	—	—	—	—	—	—
Dec. 1	UALBANY		25	4-8	1-2	3-4	3	7	10	0	3	2	0	0	12	16
Dec. 5	@Wichita State		29	4-11	1-3	3-4	3	3	6	0	3	1	1	0	12	14
Dec. 8	MARQUETTE		18	1-4	0-1	0-0	0	2	2	1	0	3	0	0	2	-5
Dec. 12	GREEN BAY		27	2-5	0-1	2-2	0	3	3	1	1	3	0	1	6	11
Dec. 19	@Nebraska		29	2-10	1-4	2-2	1	3	4	1	1	2	1	0	7	15
Dec. 21	MCNEESE STATE															
Dec. 29	MORGAN STATE															
Jan. 1	@Oklahoma*															
Jan. 4	TEXAS*															
Jan. 8	@West Virginia*															
Jan. 12	TCU*															
Jan. 15	TEXAS TECH*															
Jan. 18	@Texas*															
Jan. 22	KANSAS*															
Jan. 25	@Baylor*															
Jan. 29	@Ole Miss															
Feb. 2	OKLAHOMA STATE*															
Feb. 5	@TCU*															
Feb. 9	BAYLOR*															
Feb. 12	@Iowa State*															
Feb. 14	WEST VIRGINIA*															
Feb. 19	@Oklahoma State*															
Feb. 22	@Kansas*															
Feb. 26	IOWA STATE*															
Feb. 28	@Texas Tech*															
Mar. 5	OKLAHOMA*															

## MIGUEL'S CAREER STATS

YEAR	GP	GS	Min	Avg.	FGM	FGA	Pct.	3FGM	3FGA	Pct.	FTM	FTA	Pct.	Off	Def	Tot	Avg.	PF	Ast	TO	Blk	Stl	Pts	Avg.
2020-21 (Fr.)	29	22	797	27.5	70	212	.330	20	89	.225	48	70	.686	23	66	89	3.1	68	64	72	4	26	208	7.2
2021-22 (So.)	9	4	222	24.7	26	65	.400	5	17	.294	14	19	.737	11	35	46	5.1	11	20	17	3	4	71	7.9
Totals	38	26	1019	26.8	96	277	.347	25	106	.236	62	89	.697	34	101	135	3.6	79	84	89	7	30	279	7.3

Wildcats

4

F | SO.-1L



# SERYEE LEWIS\*

F | 6-9 | 230 | So.-1L | Chicago, Ill. | Compass Prep [Ariz.]

@Seryee2020

seryeeeee

## SUPERLATIVES

	FR	SO	JR	SR	CAR
10+ Points	—	—	—	—	—
20+ Points	—	—	—	—	—
10+Rebounds	—	—	—	—	—
Double-Doubles	—	—	—	—	—
2+ Blocks	—	—	—	—	—
Led Team in Pts	—	—	—	—	—
Led Team in Rebs	—	—	—	—	—
Led Team in Asts	—	—	—	—	—
Led Team in Stls	—	—	—	—	—

## PERSONAL HIGHS

### ■ Points

Season	—
Career	9 at Baylor (1/27/21)
Big 12	9 at Baylor (1/27/21)

### ■ Field Goals Made

Season	—
Career	4 at Baylor (1/27/21)
Big 12	4 at Baylor (1/27/21)

### ■ Field Goals Attempted

Season	—
Career	5 at Baylor (1/27/21)
Big 12	5 at Baylor (1/27/21)

### ■ 3-Point Field Goals Made

Season	—
Career	—
Big 12	—

### ■ 3-Point Field Goals Attempted

Season	—
Career	—
Big 12	—

### ■ Free Throws Made

Season	—
Career	3 vs. Fort Hays State (12/8/20)
Big 12	1, 3 times (last time at West Virginia (2/27/21))

### ■ Free Throws Attempted

Season	—
Career	5 twice (last time at Baylor (1/27/21))
Big 12	5 at Baylor (1/27/21)

### ■ Rebounds

Season	—
Career	5 vs. Jacksonville (12/21/20)
Big 12	3 twice (last time at Oklahoma (1/19/21))

### ■ Assists

Season	—
Career	—
Big 12	—

### ■ Blocked Shots

Season	—
Career	—
Big 12	—

### ■ Steals

Season	—
Career	1, 3 times (last time at Baylor (1/27/21))
Big 12	1, twice (last time at Baylor (1/27/21))

### ■ Minutes

Season	—
Career	14 vs. Baylor (12/19/20)
Big 12	14 vs. Baylor (12/19/20)

## SEASON STATS

PPG	RPG	APG	FG%	3FG%	FT%
—	—	—	—	—	—

## LEWIS AT A GLANCE

► Will miss the 2020-21 season after suffering a knee injury in the preseason.

## LAST GAME (vs. TCU (3/10/21))

MIN	PTS	REBS	ASTS	BLKS	STLS
1+	0	0	0	0	0

## TOP PERFORMANCES

- Not expected to play in 2021-22.
- Scored 4 points in his first college game against Drake (11/25/20) on 2-of-2 field goals with 2 rebounds in 2 minutes of action off the bench.
- Posted 2 points and 2 rebounds in his first Big 12 game vs. No. 2/2 Baylor (12/19/20) in 14 minutes of action.
- Collected season-highs for points (6) and rebounds (5) in the win over Jacksonville (12/21/20).
- Was solid in 12 minutes of action at No. 18/19 Texas Tech (1/5/21) with 4 points on 2-of-2 shooting with 4 rebounds.

## BACKGROUND

- A late signee who ended up seeing action in 18 games in 2020-21.
- Helped the AZ Compass Prep School to a 24-6 record as a senior in 2019-20, which included a trip to the semifinals of The Grind Session World Championship.
- Averaged a double-double (13.2 ppg., 10.1 rpg.) as a senior in 2019-20.

## 2021-22 GAME-BY-GAME STATISTICS

Date	Opponent	GS	MIN	FG	3PT	FT	O	D	TR	PF	AST	TO	BLK	STL	PTS	+/-
Nov. 10	FLORIDA A&M	—	—	—	—	—	—	—	—	—	—	—	—	—	—	—
Nov. 17	OMAHA	—	—	—	—	—	—	—	—	—	—	—	—	—	—	—
Nov. 22	vs. 13/12 Arkansas	—	—	—	—	—	—	—	—	—	—	—	—	—	—	—
Nov. 23	vs. 14/15 Illinois	—	—	—	—	—	—	—	—	—	—	—	—	—	—	—
Nov. 28	NORTH DAKOTA	—	—	—	—	—	—	—	—	—	—	—	—	—	—	—
Dec. 1	UALBANY	—	—	—	—	—	—	—	—	—	—	—	—	—	—	—
Dec. 5	@Wichita State	—	—	—	—	—	—	—	—	—	—	—	—	—	—	—
Dec. 8	MARQUETTE	—	—	—	—	—	—	—	—	—	—	—	—	—	—	—
Dec. 12	GREEN BAY	—	—	—	—	—	—	—	—	—	—	—	—	—	—	—
Dec. 19	@Nebraska	—	—	—	—	—	—	—	—	—	—	—	—	—	—	—
Dec. 21	McNEESE STATE															
Dec. 29	MORGAN STATE															
Jan. 1	@Oklahoma*															
Jan. 4	TEXAS*															
Jan. 8	@West Virginia*															
Jan. 12	TCU*															
Jan. 15	TEXAS TECH*															
Jan. 18	@Texas*															
Jan. 22	KANSAS*															
Jan. 25	@Baylor*															
Jan. 29	@Ole Miss															
Feb. 2	OKLAHOMA STATE*															
Feb. 5	@TCU*															
Feb. 9	BAYLOR*															
Feb. 12	@Iowa State*															
Feb. 14	WEST VIRGINIA*															
Feb. 19	@Oklahoma State*															
Feb. 22	@Kansas*															
Feb. 26	IOWA STATE*															
Feb. 28	@Texas Tech*															
Mar. 5	OKLAHOMA*															

## LEWIS' CAREER STATS

YEAR	GP	GS	Min	Avg.	FGM	FGA	Pct.	3FGM	3FGA	Pct.	FTM	FTA	Pct.	Off	Def	Tot	Avg.	PF	Ast	TO	Blk	Stl	Pts	Avg.
2020-21 (Fr.)	18	0	98	5.5	15	24	.625	0	0	.000	6	14	.429	6	14	20	1.1	17	0	7	0	4	36	2.0
2021-22 (So.)	—	—	—	—	—	—	—	—	—	—	—	—	—	—	—	—	—	—	—	—	—	—	—	—
Totals	18	0	98	5.5	15	24	.625	0	0	.000	6	14	.429	6	14	20	1.1	17	0	7	0	4	36	2.0

Wildcats



12

F | JR.-1L



# CARLTON LINGUARD, JR.\*

F | 7-0 | 220 | Jr.-1L | San Antonio, Texas | Stevens | Temple College [Texas]

[Twitter](#) @TheOneTwo\_

[Instagram](#) —

## SUPERLATIVES

	FR	SO	JR	SR	CAR
10+ Points	—	1	—	—	1
20+ Points	—	—	—	—	—
3+ 3FGM	—	—	—	—	—
3+ Assists	—	—	—	—	—
2+ Steals	—	—	—	—	—
Led Team in Pts	—	—	—	—	—
Led Team in Rebs	—	—	—	—	—
Led Team in Asts	—	—	—	—	—
Led Team in Stls	—	—	—	—	—

## PERSONAL HIGHS

### ■ Points

Season	2 vs. North Dakota (11/28/21)
Career	10 at Iowa State (12/15/20)
Big 12	10 at Iowa State (12/15/20)

### ■ Field Goals Made

Season	1 vs. North Dakota (11/28/21)
Career	4 at Iowa State (12/15/20)
Big 12	4 at Iowa State (12/15/20)

### ■ Field Goals Attempted

Season	2 vs. Green Bay (12/12/21)
Career	7 vs. Jacksonville (12/1/20)
Big 12	4 twice (last time vs. TCU (1/2/21))

### ■ 3-Point Field Goals Made

Season	—
Career	2 at Iowa State (12/15/20)
Big 12	2 at Iowa State (12/15/20)

### ■ 3-Point Field Goals Attempted

Season	1 vs. Green Bay (12/12/21)
Career	2 at Iowa State (12/15/20)
Big 12	2 at Iowa State (12/15/20)

### ■ Free Throws Made

Season	—
Career	1 twice (last time vs. TCU (1/2/21))
Big 12	1 vs. TCU (1/2/21)

### ■ Free Throws Attempted

Season	—
Career	2 vs. TCU (1/2/21)
Big 12	2 vs. TCU (1/2/21)

### ■ Rebounds

Season	—
Career	5 vs. Jacksonville (12/1/20)
Big 12	3 twice (last time at Oklahoma (1/19/21))

### ■ Assists

Season	—
Career	—
Big 12	—

### ■ Blocked Shots

Season	—
Career	—
Big 12	—

### ■ Steals

Season	—
Career	1, 3 times (last time at Baylor (1/27/21))
Big 12	1 twice (last time at Baylor (1/27/21))

### ■ Minutes

Season	4 vs. North Dakota (11/28/21)
Career	14 vs. Baylor (12/19/20)
Big 12	14 vs. Baylor (12/19/20)

## SEASON STATS

PPG	RPG	APG	FG%	3FG%	FT%
1.0	0.0	0.0	33.3	0.0	—

## LINGUARD AT A GLANCE

- ▶ Saw his first action of the season vs. North Dakota (11/28/21), scoring 2 points in nearly 4 minutes of action... Played 3 minutes vs. Green Bay (12/12/21).
- ▶ Missed much of the preseason and the first 4 games as he recovered from offseason surgery.

## LAST GAME (vs. Green Bay (12/12/21))

MIN	PTS	REBS	ASTS	BLKS	STLS
3	0	0	0	0	0

## TOP PERFORMANCES

- ▶ Made his first appearance of the 2021-22 season vs. North Dakota (11/28/21), scoring 2 points in nearly 4 minutes of action.
- ▶ Collected his first career double-digit scoring game with 10 points on 4-of-4 field goals and 2-of-2 free throws in the road win at Iowa State (12/15/20).
- ▶ Went a perfect 3-of-3 from the field vs. Omaha (12/29/20) with 7 points, 3 rebounds and a steal in 13 minutes.
- ▶ Scored 4 points vs. Fort Hays State (12/8/20) in his college debut on 2-of-3 field goals with 2 rebounds in 8 minutes.

## BACKGROUND

- ▶ Struggled with injuries with most of the 2020-21 season, missing 12 games.
- ▶ Qualifier out of high school who played one season (2019-20) at NJCAA member Temple College to gain more exposure, emerging as one of the best community college players, ranking as the 12th-best prospect by 247Sports.com... Ranked in the NJCAA's Top 5 in blocks (3.6 bpg.) and offense boards (4.3 orgp.).

## 2021-22 GAME-BY-GAME STATISTICS

Date	Opponent	GS	MIN	FG	3PT	FT	O	D	TR	PF	AST	TO	BLK	STL	PTS	+/-
Nov. 10	FLORIDA A&M	—	—	—	—	—	—	—	—	—	—	—	—	—	—	—
Nov. 17	OMAHA	—	—	—	—	—	—	—	—	—	—	—	—	—	—	—
Nov. 22	vs. 13/12 Arkansas	—	—	—	—	—	—	—	—	—	—	—	—	—	—	—
Nov. 23	vs. 14/15 Illinois	—	—	—	—	—	—	—	—	—	—	—	—	—	—	—
Nov. 28	NORTH DAKOTA	4	1-1	0-0	0-0	0-0	0	0	0	0	0	0	0	0	2	4
Dec. 1	UALBANY	—	—	—	—	—	—	—	—	—	—	—	—	—	—	—
Dec. 5	@Wichita State	—	—	—	—	—	—	—	—	—	—	—	—	—	—	—
Dec. 8	MARQUETTE	—	—	—	—	—	—	—	—	—	—	—	—	—	—	—
Dec. 12	GREEN BAY	3	0-2	0-1	0-0	0-0	0	0	0	1	0	0	0	0	0	0
Dec. 19	@Nebraska	—	—	—	—	—	—	—	—	—	—	—	—	—	—	—
Dec. 21	McNEESE STATE	—	—	—	—	—	—	—	—	—	—	—	—	—	—	—
Dec. 29	MORGAN STATE	—	—	—	—	—	—	—	—	—	—	—	—	—	—	—
Jan. 1	@Oklahoma*	—	—	—	—	—	—	—	—	—	—	—	—	—	—	—
Jan. 4	TEXAS*	—	—	—	—	—	—	—	—	—	—	—	—	—	—	—
Jan. 8	@West Virginia*	—	—	—	—	—	—	—	—	—	—	—	—	—	—	—
Jan. 12	TCU*	—	—	—	—	—	—	—	—	—	—	—	—	—	—	—
Jan. 15	TEXAS TECH*	—	—	—	—	—	—	—	—	—	—	—	—	—	—	—
Jan. 18	@Texas*	—	—	—	—	—	—	—	—	—	—	—	—	—	—	—
Jan. 22	KANSAS*	—	—	—	—	—	—	—	—	—	—	—	—	—	—	—
Jan. 25	@Baylor*	—	—	—	—	—	—	—	—	—	—	—	—	—	—	—
Jan. 29	@Ole Miss	—	—	—	—	—	—	—	—	—	—	—	—	—	—	—
Feb. 2	OKLAHOMA STATE*	—	—	—	—	—	—	—	—	—	—	—	—	—	—	—
Feb. 5	@TCU*	—	—	—	—	—	—	—	—	—	—	—	—	—	—	—
Feb. 9	BAYLOR*	—	—	—	—	—	—	—	—	—	—	—	—	—	—	—
Feb. 12	@Iowa State*	—	—	—	—	—	—	—	—	—	—	—	—	—	—	—
Feb. 14	WEST VIRGINIA*	—	—	—	—	—	—	—	—	—	—	—	—	—	—	—
Feb. 19	@Oklahoma State*	—	—	—	—	—	—	—	—	—	—	—	—	—	—	—
Feb. 22	@Kansas*	—	—	—	—	—	—	—	—	—	—	—	—	—	—	—
Feb. 26	IOWA STATE*	—	—	—	—	—	—	—	—	—	—	—	—	—	—	—
Feb. 28	@Texas Tech*	—	—	—	—	—	—	—	—	—	—	—	—	—	—	—
Mar. 5	OKLAHOMA*	—	—	—	—	—	—	—	—	—	—	—	—	—	—	—

## LINGUARD'S CAREER STATS

YEAR	GP	GS	Min	Avg.	FGM	FGA	Pct.	3FGM	3FGA	Pct.	FTM	FTA	Pct.	Off	Def	Tot	Avg.	PF	Ast	TO	Blk	Stl	Pts	Avg.
2020-21 (So.)	17	0	113	6.6	16	35	.457	4	11	.364	2	4	.500	7	15	22	1.3	12	3	5	2	2	38	2.2
2021-22 (Jr.)	2	0	7	3.6	1	3	.333	0	1	.000	0	0	.000	0	0	0	0.0	1	0	0	0	0	2	1.0
Totals	19	0	120	6.3	17	38	.447	4	12	.333	2	4	.500	7	15	22	1.2	13	3	5	2	2	40	2.1

Wildcats

13

G | SR-TR



## MARK SMITH

G | 6-4 | 225 | Sr.-TR | Edwardsville, Ill. | Edwardsville HS | Illinois | Missouri



@Mark\_Smith\_13



\_marksmith13\_

## SUPERLATIVES

	FR	SO	JR	SR <sub>1</sub>	SR <sub>2</sub>	CAR
10+ Points	6	11	10	13	6	46
20+ Points	1	2	2	—	—	5
2+ 3FGM	3	14	14	12	3	46
Double-Doubles	—	1	—	—	3	4
5+ Rebounds	—	11	7	8	9	35
10+ Rebounds	—	1	—	—	3	4
3+ Assists	6	3	—	2	3	14
5+ Assists	—	—	—	—	—	—
Multiple Steals	3	1	5	4	4	17

## PERSONAL HIGHS

## ■ Points

Season 17 vs. Marquette (12/8/21)

Career 23 vs. Southern Illinois (12/15/19)

Big 12 —

## ■ Field Goals Made

Season 6 vs. Marquette (12/8/21)

Career 8 twice (last time vs. Southern Illinois (12/15/19))

Big 12 —

## ■ Field Goals Attempted

Season 13 vs. Marquette (12/8/21)

Career 15 vs. Texas A&amp;M (1/21/20)

Big 12 —

## ■ 3-Point Field Goals Made

Season 2, 3 times

Career 7 vs. Southern Illinois (12/15/19)

Big 12 —

## ■ 3-Point Field Goals Attempted

Season 4 vs. Marquette (12/8/21)

Career 13 vs. Texas A&amp;M (1/21/20)

Big 12 —

## ■ Free Throws Made

Season 4, twice

Career 12 vs. DePaul (11/17/17)

Big 12 —

## ■ Free Throws Attempted

Season 7 vs. Marquette (12/8/21)

Career 12 vs. DePaul (11/17/17)

Big 12 —

## ■ Rebounds

Season 10, 3 times

Career 10, 4 times

Big 12 —

## ■ Assists

Season 3, 3 times

Career 4, 3 times (last time vs. K-State (11/19/18))

Big 12 —

## ■ Blocked Shots

Season 1 vs. UAlbany (12/1/21)

Career 2, twice (last time vs. TCU (1/30/21))

Big 12 —

## ■ Steals

Season 3 at Wichita State (12/5/21)

Career 5 vs. Alabama (2/6/21)

Big 12 —

## ■ Minutes

Season 34 vs. Florida A&amp;M (11/10/21)

Career 40 vs. UCF (12/2/18)

Big 12 —

## SEASON STATS

PPG	RPG	APG	FG%	3FG%	FT%
9.6	7.7	1.6	44.3	39.1	60.7

## SMITH AT A GLANCE

► Opted to utilize his extra season of eligibility due to the COVID-19 pandemic and transfer to K-State for the 2021-22 season after stints at Illinois (2017-18) and Missouri (2018-21)... Helped get the Tigers to the 2021 NCAA Tournament.

► The fifth-year transfer had scored in double figures in 6 of the first 10 games, including consecutive double-doubles vs. North Dakota and UAlbany... Leads the Wildcats and ranks 3rd in the Big 12 in rebounding (7.7 rpg.).

► Now has seen action in 110 games in his college career, including 90 starts... Most of which has come in 3 seasons with the Tigers (69 games, 61 starts).

► Closing in 1,000 career points in his college career, needing just 17 points.

► Has 46 career double-digit scoring games, including 20 games with 15 or more points and 5 games of 20 or more points.

► Has made 167 3-pointers in his career on 35.5 percent shooting... Shot a career best 45 percent from 3 as a sophomore in 2018-19, which led the SEC and was the fourth-highest by a sophomore in school history.

► This was K-State's third recruitment of Smith, who had the Wildcats among his finalists when the former Illinois Mr. Basketball selected Illinois out of high school and then again when he transferred after his freshman season in 2017-18 and ultimately decided to attend Missouri.

## LAST GAME (at Nebraska (12/19/21))

MIN	PTS	REBS	ASTS	BLKS	STLS
20	6	7	0	0	0

## TOP PERFORMANCES

► Has posted 3 double-doubles in the last 6 games, including in consecutive games vs. North Dakota (11/28/21) and UAlbany (12/1/21)... Tied his career-best for rebounds for the third time vs. Green Bay (12/12/21).

► Led the Wildcats in scoring for the first time with a game-high 17 points vs. Marquette (12/8/21) on 6-of-13 shooting with 8 rebounds and 3 assists.

► His career-high in points came when he poured in 23 vs. Southern Illinois (12/15/19) on 8-of-11 shooting, including a career-best 7-of-9 from long range.

► Opened the 2020-21 season with 4 consecutive double-digit scoring games vs. 4 NCAA Tournament teams (Oral Roberts, Oregon, Wichita State and Liberty), including 19 points in a win over the Shockers (12/6/20).

► His first double-double came in first Missouri game vs. C. Arkansas (11/16/18).

## BACKGROUND

► Was considered a Major League pitching prospect in high school, committing to Missouri as a junior, before an injury to his flexor pronator tendon in his throwing elbow led him to focus solely on basketball.

► Mother, **Yvonne**, ranks in the top-20 in scoring in SIU-Edwardsville history, while father, **Anthony**, scored more than 500 points at Southern Illinois & SIUE.

## 2021-22 GAME-BY-GAME STATISTICS

Date	Opponent	GS	MIN	FG	3PT	FT	O	D	TR	PF	AST	TO	BLK	STL	PTS	+/-
Nov. 10	FLORIDA A&M	*	34	4-10	1-3	3-6	1	5	6	2	1	1	0	0	12	6
Nov. 17	OMAHA	*	25	4-5	0-1	3-4	1	7	8	2	2	2	0	0	11	33
Nov. 22	vs. 13/12 Arkansas	*	21	2-5	0-1	0-0	2	6	8	3	0	2	0	2	4	-11
Nov. 23	vs. 14/15 Illinois	*	26	2-8	0-2	0-0	2	1	3	2	3	1	0	2	4	-4
Nov. 28	NORTH DAKOTA	*	26	5-11	1-2	0-0	1	9	10	0	2	0	0	1	11	26
Dec. 1	UALBANY	*	21	4-7	2-3	4-5	3	7	10	1	2	2	1	0	14	16
Dec. 5	@Wichita State	*	30	1-5	0-2	1-4	0	7	7	1	0	2	0	3	3	0
Dec. 8	MARQUETTE	*	33	6-13	1-4	4-7	2	6	8	1	3	0	0	0	17	-2
Dec. 12	GREEN BAY	*	27	5-12	2-3	2-2	5	5	10	4	3	0	0	2	14	19
Dec. 19	@Nebraska	*	20	2-3	2-2	0-0	2	5	7	4	0	6	0	0	6	-4
Dec. 21	MCNEESE STATE															
Dec. 29	MORGAN STATE															
Jan. 1	@Oklahoma*															
Jan. 4	TEXAS*															
Jan. 8	@West Virginia*															
Jan. 12	TCU*															
Jan. 15	TEXAS TECH*															
Jan. 18	@Texas*															
Jan. 22	KANSAS*															
Jan. 25	@Baylor*															
Jan. 29	@Ole Miss															
Feb. 2	OKLAHOMA STATE*															
Feb. 5	@TCU*															
Feb. 9	BAYLOR*															
Feb. 12	@Iowa State*															
Feb. 14	WEST VIRGINIA*															
Feb. 19	@Oklahoma State*															
Feb. 22	@Kansas*															
Feb. 26	IOWA STATE*															
Feb. 28	@Texas Tech*															
Mar. 5	OKLAHOMA*															


## SMITH'S CAREER STATS

YEAR	GP	GS	Min	Avg.	FGM	FGA	Pct.	3FGM	3FGA	Pct.	FTM	FTA	Pct.	Off	Def	Tot	Avg.	PF	Ast	TO	Blk	Stl	Pts	Avg.
*2017-18 (Fr.)	31	19	591	19.1	60	178	.337	16	69	.232	43	54	.796	18	24	42	1.4	77	42	39	2	18	179	5.8
**2018-19 (So.)	19	17	539	28.4	72	165	.436	49	109	.450	24	31	.774	13	86	99	5.2	45	30	26	1	13	217	11.4
**2019-20 (Jr.)	24	20	642	26.8	75	191	.393	53	143	.371	36	49	.735	8	86	94	3.9	42	18	29	1	22	239	10.0
**2020-21 (Sr.)	26	24	768	29.5	80	215	.372	40	127	.315	52	68	.765	14	70	84	3.2	62	26	39	4	25	252	9.7
2021-22 (Sr.)	10	10	263	26.3	35	79	.443	9	23	.391	17	28	.607	19	58	77	7.7	20	16	16	1	10	96	9.6
Totals	110	90	2804	25.5	322	828	.389	167	471	.355	172	230	.748	72	324	396	3.6	246	132	149	9	88	983	8.9

Wildcats

\*at Illinois | \*\*at Missouri

14  
G | SR.-1L



# DREW HONAS\*

G | 6-2 | 175 | Sr.-1L | Medicine Lodge, Kan. | Medicine Lodge HS | Pratt CC

@DrewHonas

drewhonas

## SUPERLATIVES

	FR	SO	JR	SR	CAR
10+ Points	—	—	—	—	—
20+ Points	—	—	—	—	—
3+ 3FGM	—	—	—	—	—
3+ Assists	—	—	—	—	—
2+ Steals	—	—	—	—	—
Led Team in Pts	—	—	—	—	—
Led Team in Rebs	—	—	—	—	—
Led Team in Asts	—	—	—	—	—
Led Team in Stls	—	—	—	—	—

## PERSONAL HIGHS

### ■ Points

Season	—
Career	2 vs. West Virginia (1/23/21)
Big 12	2 vs. West Virginia (1/23/21)

### ■ Field Goals Made

Season	—
Career	1 vs. West Virginia (1/23/21)
Big 12	1 vs. West Virginia (1/23/21)

### ■ Field Goals Attempted

Season	—
Career	3 vs. Jacksonville (12/21/20)
Big 12	1, 3 times

### ■ 3-Point Field Goals Made

Season	—
Career	—
Big 12	—

### ■ 3-Point Field Goals Attempted

Season	—
Career	1, 3 times
Big 12	1, twice

### ■ Free Throws Made

Season	—
Career	—
Big 12	—

### ■ Free Throws Attempted

Season	—
Career	—
Big 12	—

### ■ Rebounds

Season	1 vs. North Dakota (11/28/21)
Career	1, 3 times
Big 12	1 at West Virginia (2/27/21)

### ■ Assists

Season	—
Career	—
Big 12	—

### ■ Blocked Shots

Season	—
Career	—
Big 12	—

### ■ Steals

Season	—
Career	—
Big 12	—

### ■ Minutes

Season	1, 4 times
Career	2, 3 times
Big 12	2, twice

## HONAS' CAREER STATS

YEAR	GP	GS	Min	Avg.	FGM	FGA	Pct.	3FGM	3FGA	Pct.	FTM	FTA	Pct.	Off	Def	Tot	Avg.	PF	Ast	TO	Blk	Stl	Pts	Avg.
2020-21 (Jr.)	9	0	12	1.3	1	6	.167	0	3	.000	0	0	.000	0	2	2	0.2	0	0	0	0	0	2	0.2
2021-22 (Sr.)	4	0	5	1.3	0	0	.000	0	0	.000	0	0	.000	0	1	1	0.3	0	0	0	0	0	0	0.0
Totals	13	0	17	1.3	1	6	.167	0	3	.000	0	0	.000	0	3	3	0.2	0	0	0	0	0	2	0.2

## SEASON STATS

PPG	RPG	APG	FG%	3FG%	FT%
0.0	0.3	0.0	—	—	—

## HONAS AT A GLANCE

- The second-year walk-on has seen action in 13 games in his career, including his first career action vs. No. 2/2 Baylor (12/19/20).
- Has seen action in 4 games this season, playing a little over a minute in each game.

## LAST GAME (vs. Green Bay (12/12/21))

MIN	PTS	REBS	ASTS	BLKS	STLS
1+	0	0	0	0	0

## TOP PERFORMANCES

- Played more than a 1 minute vs. North Dakota (11/28/21), grabbing a rebound.
- Scored his first career points in the waning minutes vs. No. 14/15 West Virginia (1/23/21) on one attempt.
- Saw action in his first career game vs. No. 2/2 Baylor (12/19/20), attempting a 3-pointer in just over a minute of action.

## BACKGROUND

- Elected to walk-on in July 2020 after transferring from Pratt Community College (2018-20).
- The son of a retired high school principal, Honas intends to become a teacher and a high school basketball coach when he graduates.

## 2021-22 GAME-BY-GAME STATISTICS

Date	Opponent	GS	MIN	FG	3PT	FT	O	D	TR	PF	AST	TO	BLK	STL	PTS	+/-
Nov. 10	FLORIDA A&M	—	—	—	—	—	—	—	—	—	—	—	—	—	—	—
Nov. 17	OMAHA	1+	0-0	0-0	0-0	0 0 0	0	0	0	0	0	0	0	0	0	-3
Nov. 22	vs. 13/12 Arkansas	—	—	—	—	—	—	—	—	—	—	—	—	—	—	—
Nov. 23	vs. 14/15 Illinois	—	—	—	—	—	—	—	—	—	—	—	—	—	—	—
Nov. 28	NORTH DAKOTA	1+	0-0	0-0	0-0	0 1 1	0	0	0	0	0	0	0	0	0	2
Dec. 1	UALBANY	1+	0-0	0-0	0-0	0 0 0	0	0	0	0	0	0	0	0	0	0
Dec. 5	@Wichita State	—	—	—	—	—	—	—	—	—	—	—	—	—	—	—
Dec. 8	MARQUETTE	—	—	—	—	—	—	—	—	—	—	—	—	—	—	—
Dec. 12	GREEN BAY	1+	0-0	0-0	0-0	0 0 0	0	0	0	0	0	0	0	0	0	-1
Dec. 19	@Nebraska	—	—	—	—	—	—	—	—	—	—	—	—	—	—	—
Dec. 21	McNEESE STATE															
Dec. 29	MORGAN STATE															
Jan. 1	@Oklahoma*															
Jan. 4	TEXAS*															
Jan. 8	@West Virginia*															
Jan. 12	TCU*															
Jan. 15	TEXAS TECH*															
Jan. 18	@Texas*															
Jan. 22	KANSAS*															
Jan. 25	@Baylor*															
Jan. 29	@Ole Miss															
Feb. 2	OKLAHOMA STATE*															
Feb. 5	@TCU*															
Feb. 9	BAYLOR*															
Feb. 12	@Iowa State*															
Feb. 14	WEST VIRGINIA*															
Feb. 19	@Oklahoma State*															
Feb. 22	@Kansas*															
Feb. 26	IOWA STATE*															
Feb. 28	@Texas Tech*															
Mar. 5	OKLAHOMA*															

15

G | SO.-TR



# TREY HARRIS

G | 5-11 | 165 | So.-TR | Bloomington, Ill. | Bloomington HS | Indian Hills CC



## SUPERLATIVES

	FR	SO	JR	SR	CAR
10+ Points	—	—	—	—	—
20+ Points	—	—	—	—	—
3+ 3FGM	—	—	—	—	—
3+ Assists	—	—	—	—	—
2+ Steals	—	—	—	—	—
Led Team in Pts	—	—	—	—	—
Led Team in Rebs	—	—	—	—	—
Led Team in Asts	—	—	—	—	—
Led Team in Stls	—	—	—	—	—

## PERSONAL HIGHS

### ■ Points

Season	—
Career	—
Big 12	—

### ■ Field Goals Made

Season	—
Career	—
Big 12	—

### ■ Field Goals Attempted

Season	—
Career	—
Big 12	—

### ■ 3-Point Field Goals Made

Season	—
Career	—
Big 12	—

### ■ 3-Point Field Goals Attempted

Season	—
Career	—
Big 12	—

### ■ Free Throws Made

Season	—
Career	—
Big 12	—

### ■ Free Throws Attempted

Season	—
Career	—
Big 12	—

### ■ Rebounds

Season	1, vs. Green Bay (12/12/21)
Career	—
Big 12	—

### ■ Assists

Season	—
Career	—
Big 12	—

### ■ Blocked Shots

Season	—
Career	—
Big 12	—

### ■ Steals

Season	—
Career	—
Big 12	—

### ■ Minutes

Season	1, vs. Green Bay (12/12/21)
Career	—
Big 12	—

## SEASON STATS

PPG	RPG	APG	FG%	3FG%	FT%
0.0	1.0	0.0	—	—	—

## HARRIS AT A GLANCE

► The first-year walk-on saw action in his first career game, playing just over a minute and grabbing a rebound vs. Green Bay (12/12/21).

## LAST GAME (vs. Green Bay (12/12/21))

MIN	PTS	REBS	ASTS	BLKS	STLS
1+	0	1	0	0	0

## TOP PERFORMANCES

► Grabbed a rebound in his first career action vs. Green Bay (12/12/21).

## BACKGROUND

► Elected to walk-on in August 2021 after playing one season (2020-21) at Indian Hills Community College.

► Started his college career at Eastern Illinois but did not play basketball.

## 2021-22 GAME-BY-GAME STATISTICS

Date	Opponent	GS	MIN	FG	3PT	FT	O	D	TR	PF	AST	TO	BLK	STL	PTS	+/-
Nov. 10	FLORIDA A&M	—	—	—	—	—	—	—	—	—	—	—	—	—	—	—
Nov. 17	OMAHA	—	—	—	—	—	—	—	—	—	—	—	—	—	—	—
Nov. 22	vs. 13/12 Arkansas	—	—	—	—	—	—	—	—	—	—	—	—	—	—	—
Nov. 23	vs. 14/15 Illinois	—	—	—	—	—	—	—	—	—	—	—	—	—	—	—
Nov. 28	NORTH DAKOTA	—	—	—	—	—	—	—	—	—	—	—	—	—	—	—
Dec. 1	UALBANY	—	—	—	—	—	—	—	—	—	—	—	—	—	—	—
Dec. 5	@Wichita State	—	—	—	—	—	—	—	—	—	—	—	—	—	—	—
Dec. 8	MARQUETTE	—	—	—	—	—	—	—	—	—	—	—	—	—	—	—
Dec. 12	GREEN BAY	1+	0-0	0-0	0-0	0-0	0	1	1	0	0	0	0	0	0	-1
Dec. 19	@Nebraska	—	—	—	—	—	—	—	—	—	—	—	—	—	—	—
Dec. 21	McNEESE STATE	—	—	—	—	—	—	—	—	—	—	—	—	—	—	—
Dec. 29	MORGAN STATE	—	—	—	—	—	—	—	—	—	—	—	—	—	—	—
Jan. 1	@Oklahoma*	—	—	—	—	—	—	—	—	—	—	—	—	—	—	—
Jan. 4	TEXAS*	—	—	—	—	—	—	—	—	—	—	—	—	—	—	—
Jan. 8	@West Virginia*	—	—	—	—	—	—	—	—	—	—	—	—	—	—	—
Jan. 12	TCU*	—	—	—	—	—	—	—	—	—	—	—	—	—	—	—
Jan. 15	TEXAS TECH*	—	—	—	—	—	—	—	—	—	—	—	—	—	—	—
Jan. 18	@Texas*	—	—	—	—	—	—	—	—	—	—	—	—	—	—	—
Jan. 22	KANSAS*	—	—	—	—	—	—	—	—	—	—	—	—	—	—	—
Jan. 25	@Baylor*	—	—	—	—	—	—	—	—	—	—	—	—	—	—	—
Jan. 29	@Ole Miss	—	—	—	—	—	—	—	—	—	—	—	—	—	—	—
Feb. 2	OKLAHOMA STATE*	—	—	—	—	—	—	—	—	—	—	—	—	—	—	—
Feb. 5	@TCU*	—	—	—	—	—	—	—	—	—	—	—	—	—	—	—
Feb. 9	BAYLOR*	—	—	—	—	—	—	—	—	—	—	—	—	—	—	—
Feb. 12	@Iowa State*	—	—	—	—	—	—	—	—	—	—	—	—	—	—	—
Feb. 14	WEST VIRGINIA*	—	—	—	—	—	—	—	—	—	—	—	—	—	—	—
Feb. 19	@Oklahoma State*	—	—	—	—	—	—	—	—	—	—	—	—	—	—	—
Feb. 22	@Kansas*	—	—	—	—	—	—	—	—	—	—	—	—	—	—	—
Feb. 26	IOWA STATE*	—	—	—	—	—	—	—	—	—	—	—	—	—	—	—
Feb. 28	@Texas Tech*	—	—	—	—	—	—	—	—	—	—	—	—	—	—	—
Mar. 5	OKLAHOMA*	—	—	—	—	—	—	—	—	—	—	—	—	—	—	—

## HARRIS' CAREER STATS

YEAR	GP	GS	Min	Avg.	FGM	FGA	Pct.	3FGM	3FGA	Pct.	FTM	FTA	Pct.	Off	Def	Tot	Avg.	PF	Ast	TO	Blk	Stl	Pts	Avg.
2021-22 (So.)	1	0	1	1.0	0	0	.000	0	0	.000	0	0	.000	0	1	1	1.0	0	0	0	0	0	0	0.0
Totals	1	0	1	1.0	0	0	.000	0	0	.000	0	0	.000	0	1	1	1.0	0	0	0	0	0	0	0.0

Wildcats



20

F | JR.-1L



## KAOSI EZEAGU

F | 6-10 | 255 | Jr.-1L | Brampton, Ontario | GTA Prep | UTEP

@Kaosi\_E

kaosi\_ezeagu

## SUPERLATIVES

	FR	SO	JR	SR	CAR
10+ Points	2	2	2	—	6
5+ Rebounds	7	5	6	—	18
10+ Rebounds	—	—	—	—	—
Double-Doubles	—	—	—	—	—
2+ Blocks	8	5	1	—	14
Led Team in Pts	—	—	—	—	—
Led Team in Rebs	—	2	2	—	4
Led Team in Stls	—	1	—	—	1
Led Team in Blks	—	6	3	—	9

## PERSONAL HIGHS

## ■ Points

Season 15 vs. North Dakota (11/28/21)

Career 15 vs. North Dakota (11/28/21)

Big 12 10 vs. Texas Tech (2/6/21)

## ■ Field Goals Made

Season 6 vs. North Dakota (11/28/21)

Career 6 vs. North Dakota (11/28/21)

Big 12 4, twice

## ■ Field Goals Attempted

Season 7 vs. North Dakota (11/28/21)

Career 7, 3 times

Big 12 6 vs. Texas Tech (2/6/21)

## ■ 3-Point Field Goals Made

Season —

Career —

Big 12 —

## ■ 3-Point Field Goals Attempted

Season —

Career —

Big 12 —

## ■ Free Throws Made

Season 5 vs. Florida A&amp;M (11/10/21)

Career 7 vs. Kansas City (11/30/20)

Big 12 3 vs. West Virginia (1/23/21)

## ■ Free Throws Attempted

Season 8 vs. Florida A&amp;M (11/10/21)

Career 9 vs. Kansas City (11/30/20)

Big 12 6 vs. Iowa State (3/7/21)

## ■ Rebounds

Season 9 at Nebraska (12/19/21)

Career 9, 4 times

Big 12 7 vs. Kansas (2/17/21)

## ■ Assists

Season 3 vs. Florida A&amp;M (11/10/21)

Career 3 vs. Florida A&amp;M (11/10/21)

Big 12 1, 4 times

## ■ Blocked Shots

Season 2 vs. Omaha (11/17/21)

Career 3, 3 times

Big 12 2, twice

## ■ Steals

Season 1, 5 times

Career 3 at Louisiana Tech (2/14/19)

Big 12 2 at Baylor (1/27/21)

## ■ Minutes

Season 25 at Wichita State (12/5/21)

Career 29, twice

Big 12 22 at Baylor (1/27/21)

## SEASON STATS

PPG	RPG	BPG	FG%	3FG%	FT%
7.6	5.0	0.5	75.7	—	60.6

## EZEAGU AT A GLANCE

► The big man has been solid to start the season, starting the first 10 games and averaging 7.6 points on a team-best 75.7 percent (28-of-37) shooting to go with 5.0 rebounds in 17 minutes per game... Has a team-best 18 dunks.

► His 14 points at Wichita State (12/5/21) came on 5 dunks.

► Ranks 2nd on the team in +/- rate (+85), including +18 in the opener vs. Florida A&M (11/10/21), +25 vs. Omaha (11/17/21), +24 vs. North Dakota (11/28/21) and +18 vs. UAlbany (12/1/21).

► Has scored 7 or more points in 6 of 10 games, including a career-best 15 vs. North Dakota (11/28/21), while he is grabbed 5 or more rebounds in 6 games.

► The former UTEP transfer has seen action in 58 games in his college career with 24 starts, including 29 games and 16 starts at K-State.

► Opted to have knee surgery early in the 2020-21 campaign after starting the first 4 games, which opened the door for then freshman Davion Bradford... Missed the next 10 games before returning at Oklahoma (1/19/21).

► Played in the last 15 games of 2020-21, including starts vs. No. 2/2 Baylor (1/27/21) and Texas A&M (1/30/21).

► Has scored at least 7 points in 14 of 29 games played at K-State.

## LAST GAME (at Nebraska (12/19/21))

MIN	PTS	REBS	ASTS	BLKS	STLS
22	9	9	0	0	1

## TOP PERFORMANCES

► Played perhaps his best all-around game in the win at Wichita State (12/5/21), scoring 14 points on 5-of-6 field goals and 4-of-7 free throws to go with 6 rebounds in a season-high 25 minutes.

► Tallied a near double-double in the win at Nebraska (12/19/21), posting 9 points on 3-of-4 field goals and 3-of-4 free throws with a career-tying 9 boards.

► Eclipsed his career-high in points with 15 vs. North Dakota (11/28/21) on 6-of-7 field goals and 3-of-6 free throws to go with 7 rebounds in 20 minutes.

► Earned his 1st double-digit scoring game at K-State with 11 points in a win over Kansas City (11/30/20) on 2-of-3 field goals and 7-of-9 free throws.

► Collected double-digit scoring for the first time in Big 12 play with 10 points on 4-of-6 shooting vs. No. 13/13 Texas Tech (2/6/21).

## BACKGROUND

► Was born and raised in Nassau, The Bahamas before moving, first to the United States (Chattanooga, Tenn.), then to Canada (Brampton, Ontario) where he played prep school at GTA Prep.

► Transferred to K-State from UTEP in January 2020 and enrolled for the spring semester... Earned a waiver to play immediately in 2020-21.

## 2021-22 GAME-BY-GAME STATISTICS

Date	Opponent	GS	MIN	FG	3PT	FT	O	D	TR	PF	AST	TO	BLK	STL	PTS	+/-
Nov. 10	FLORIDA A&M	*	18	1-2	0-0	5-8	2	3	5	2	3	0	0	0	7	18
Nov. 17	OMAHA	*	18	3-3	0-0	2-2	0	6	6	1	0	1	2	1	8	25
Nov. 22	vs. 13/12 Arkansas	*	9	2-3	0-0	0-0	3	1	4	2	0	0	0	0	4	-4
Nov. 23	vs. 14/15 Illinois	*	12	2-3	0-0	0-0	1	1	2	3	0	0	1	1	4	1
Nov. 28	NORTH DAKOTA	*	20	6-7	0-0	3-6	1	6	7	2	0	3	0	1	15	24
Dec. 1	UALBANY	*	16	3-4	0-0	2-4	1	2	3	3	0	3	1	0	8	16
Dec. 5	@Wichita State	*	25	5-6	0-0	4-7	2	4	6	3	0	0	1	1	14	4
Dec. 8	MARQUETTE	*	23	1-3	0-0	0-0	3	5	8	0	1	0	0	0	2	1
Dec. 12	GREEN BAY	*	7	2-2	0-0	1-2	0	0	0	4	0	0	0	0	5	-3
Dec. 19	@Nebraska	*	22	3-4	0-0	3-4	4	5	9	1	0	0	0	1	9	1
Dec. 21	McNEESE STATE															
Dec. 29	MORGAN STATE															
Jan. 1	@Oklahoma*															
Jan. 4	TEXAS*															
Jan. 8	@West Virginia*															
Jan. 12	TCU*															
Jan. 15	TEXAS TECH*															
Jan. 18	@Texas*															
Jan. 22	KANSAS*															
Jan. 25	@Baylor*															
Jan. 29	@Ole Miss															
Feb. 2	OKLAHOMA STATE*															
Feb. 5	@TCU*															
Feb. 9	BAYLOR*															
Feb. 12	@Iowa State*															
Feb. 14	WEST VIRGINIA*															
Feb. 19	@Oklahoma State*															
Feb. 22	@Kansas*															
Feb. 26	IOWA STATE*															
Feb. 28	@Texas Tech*															
Mar. 5	OKLAHOMA*															

## EZEAGU'S CAREER STATS

YEAR	GP	GS	Min	Avg.	FGM	FGA	Pct.	3FGM	3FGA	Pct.	FTM	FTA	Pct.	Off	Def	Tot	Avg.	PF	Ast	TO	Blk	Stl	Pts	Avg.
*2018-19 (Fr.)	29	8	362	12.5	37	65	.569	0	0	.000	19	40	.475	31	67	98	3.4	76	3	36	24	9	93	3.2
2020-21 (RSo.)	19	6	323	17.0	37	66	.561	0	0	.000	24	52	.462	21	40	61	3.2	49	6	24	13	7	98	5.2
2021-22 (Jr.)	10	10	170	17.0	28	37	.757	0	0	.000	20	33	.606	17	33	50	5.0	21	4	7	5	5	76	7.6
Totals	58	24	855	14.7	102	168	.607	0	0	.000	63	125	.504	69	140	209	3.6	146	13	67	42	21	267	4.6

\*at UTEP

Wildcats

21

F | SO.-1L



# DAVION BRADFORD\*

F | 7-0 | 270 | So.-1L | St. Louis, Mo. | Mehlville HS

@iambradford

dbrad21

## SUPERLATIVES

	FR	SO	JR	SR	CAR
10+ Points	10	—	—	—	10
20+ Points	—	—	—	—	—
10+Rebounds	1	—	—	—	1
Double-Doubles	—	—	—	—	—
2+ Blocks	3	—	—	—	3
Led Team in Pts	4	—	—	—	4
Led Team in Rebs	7	—	—	—	7
Led Team in Stls	—	—	—	—	—
Led Team in Blks	5	3	—	—	8

## PERSONAL HIGHS

### ■ Points

Season	9, twice
Career	18 twice (last vs. Baylor (3/11/21))
Big 12	14, 3 times (last at Texas (1/16/21))

### ■ Field Goals Made

Season	4, 3 times
Career	6, 5 times
Big 12	6 vs. Oklahoma (2/23/21)

### ■ Field Goals Attempted

Season	8 vs. Omaha (11/17/21)
Career	10, twice
Big 12	10, twice

### ■ 3-Point Field Goals Made

Season	—
Career	—
Big 12	—

### ■ 3-Point Field Goals Attempted

Season	—
Career	—
Big 12	—

### ■ Free Throws Made

Season	2 vs. Green Bay (12/12/21)
Career	6, twice
Big 12	4 at Iowa State (12/15/20)

### ■ Free Throws Attempted

Season	2, 5 times
Career	11 vs. Milwaukee (12/11/20)
Big 12	8 vs. Texas Tech (2/16/21)

### ■ Rebounds

Season	6 vs. UAlbany (12/1/21)
Career	10 vs. Omaha (12/29/20)
Big 12	9 vs. TCU (1/2/21)

### ■ Assists

Season	1 vs. Green Bay (12/12/21)
Career	1, 6 times
Big 12	1, 4 times

### ■ Blocked Shots

Season	1, 3 times
Career	2, 3 times
Big 12	2 at Texas Tech (1/5/21)

### ■ Steals

Season	1 at Nebraska (12/19/21)
Career	1, 6 times
Big 12	1, twice

### ■ Minutes

Season	18 vs. Illinois (11/23/21)
Career	32 vs. Oklahoma (2/23/21)
Big 12	32 vs. Oklahoma (2/23/21)

## SEASON STATS

PPG	RPG	BPG	FG%	3FG%	FT%
4.1	2.6	0.4	53.8	—	71.4

## BRADFORD AT A GLANCE

► Has struggled to start the year, as he recovers from a bout with pneumonia and strep throat that forced him to miss 2 weeks of practice... Has started to turn the corner, averaging 8.0 points on 62.5 percent shooting in the last 3 games.

► The promising big man posted the second-highest field goal percentage (62.1/90-of-145) in school history in 2020-21, including the highest ever by a freshman... It was the highest field goal percentage by a Wildcat since **D.J. Johnson** (62.3%) in 2016-17.

► Also connected on better than 60 percent (60.4/61-of-101) of his field goals in Big 12 play... Was the first Wildcat (regular starter/major contributor) to shoot better than 60 percent against league competition since **Ben Mitchell** connected on 61 percent (61-of-100) in Big Eight play in 1985-86.

► Scored in all 29 games, including 10 double-digit scoring games, in 2020-21.

► His team-leading 32 dunks in 2020-21 were the most-ever by Wildcat since the stat has been kept and more than the 30 by **Michael Beasley** in 2007-08.

► Was one of 3 players (along with **Mike McGuirl** and **Selton Miguel**) to play in all 29 games in 2020-21... Started the last 25 games of the season.

► Was part of the true freshman trio, along with **Selton Miguel** and **Nijel Pack**, that combined to log 71 starts in 2020-21, which ranked second nationally behind Kentucky (72) for most combined true freshmen starts.

## 2021-22 GAME-BY-GAME STATISTICS

Date	Opponent	GS	MIN	FG	3PT	FT	O	D	TR	PF	AST	TO	BLK	STL	PTS	+/-
Nov. 10	FLORIDA A&M		14	1-2	0-0	1-2	2	1	3	1	0	0	0	0	3	-3
Nov. 17	OMAHA		14	4-8	0-0	0-0	3	2	5	0	0	1	1	0	8	1
Nov. 22	vs. 13/12 Arkansas		14	0-1	0-0	1-2	2	2	4	1	0	3	1	0	1	-10
Nov. 23	vs. 14/15 Illinois		18	1-1	0-0	0-0	1	1	2	3	0	0	0	0	2	3
Nov. 28	NORTH DAKOTA		—	—	—	—	—	—	—	—	—	—	—	—	—	—
Dec. 1	UALBANY		16	2-3	0-0	0-0	4	2	6	3	0	1	0	0	4	11
Dec. 5	@Wichita State		5	0-2	0-0	0-0	0	0	0	3	0	0	0	0	0	-4
Dec. 8	MARQUETTE		17	4-7	0-0	1-1	0	1	1	1	0	1	0	1	9	-2
Dec. 12	GREEN BAY		17	2-2	0-0	2-2	0	0	0	3	1	0	0	0	6	11
Dec. 19	@Nebraska		14	4-7	0-0	1-2	2	3	5	2	0	1	1	1	9	8
Dec. 21	MCNEESE STATE															
Dec. 29	MORGAN STATE															
Jan. 1	@Oklahoma*															
Jan. 4	TEXAS*															
Jan. 8	@West Virginia*															
Jan. 12	TCU*															
Jan. 15	TEXAS TECH*															
Jan. 18	@Texas*															
Jan. 22	KANSAS*															
Jan. 25	@Baylor*															
Jan. 29	@Ole Miss															
Feb. 2	OKLAHOMA STATE*															
Feb. 5	@TCU*															
Feb. 9	BAYLOR*															
Feb. 12	@Iowa State*															
Feb. 14	WEST VIRGINIA*															
Feb. 19	@Oklahoma State*															
Feb. 22	@Kansas*															
Feb. 26	IOWA STATE*															
Feb. 28	@Texas Tech*															
Mar. 5	OKLAHOMA*															

## LAST GAME (at Nebraska (12/19/21))

MIN	PTS	REBS	ASTS	BLKS	STLS
17	6	0	1	0	0

## TOP PERFORMANCES

► Off to a slow start to the season as he recovers from pneumonia and strep throat, but was solid off the bench vs. Marquette (12/8/21) and Nebraska (12/19/21), scoring a season-high 9 points on 4-of-7 field goals.

► Twice scored a career-high 18 points in 2020-21, including an impressive start vs. No. 2/2 Baylor (3/11/21) in the quarterfinals of the Big 12 Championship on 6-of-9 field goals and 6-of-8 free throws in 30 minutes.

► Posted his first career double-digit scoring game against Milwaukee (12/11/20) with a team-best 18 points on 6-of-8 shooting with 7 rebounds.

► Nearly had a double-double twice in Big 12 play, including 14 points, 9 rebounds vs. TCU (1/2/21) and 13 points and 8 rebounds vs. Oklahoma (2/23/21).

► Scored 14 points in his first Big 12 game vs. Iowa State (12/15/20).

## BACKGROUND

► A consensus Top 150 prospect out of Mehlville High School in St. Louis, leading the Panthers to 45 wins the last 2 seasons and Missouri Class 5 quarterfinals in 2019-20... Twice named to the Class 5A All-State team by coaches.

► Played for MoKan Elite, helping the team to the prestigious Peach Jam title in July 2019... Played alongside future teammate **Luke Kasubke**.


## BRADFORD'S CAREER STATS

YEAR	GP	GS	Min	Avg.	FGM	FGA	Pct.	3FGM	3FGA	Pct.	FTM	FTA	Pct.	Off	Def	Tot	Avg.	PF	Ast	TO	Blk	Stl	Pts	Avg.
2020-21 (Fr.)	29	25	603	20.8	90	145	.621	0	0	.000	43	73	.589	49	77	126	4.3	71	6	38	12	5	223	7.7
2021-22 (So.)	9	0	130	14.5	18	33	.545	0	0	.000	6	9	.667	14	12	26	2.9	17	1	7	4	1	42	4.7
Totals	38	25	733	19.3	108	178	.607	0	0	.000	49	82	.598	63	89	152	4.0	88	7	45	16	6	265	7.0

Wildcats

22

G | SO.-1L



## LUKE KASUBKE\*

G | 6-5 | 190 | So.-1L | St. Louis, Mo. | Chaminade HS

@LukeKasubke

lukekasubke

## SUPERLATIVES

	FR	SO	JR	SR	CAR
10+ Points	—	—	—	—	—
20+ Points	—	—	—	—	—
3+ 3FGM	—	—	—	—	—
3+ Assists	—	1	—	—	1
2+ Steals	—	—	—	—	—
Led Team in Pts	—	—	—	—	—
Led Team in Rebs	—	—	—	—	—
Led Team in Asts	—	—	—	—	—
Led Team in Stls	1	1	—	—	2

## PERSONAL HIGHS

## ■ Points

Season 8 at Wichita State (12/5/21)

Career 8, twice

Big 12 8 at Baylor (1/27/21)

## ■ Field Goals Made

Season 3 at Wichita State (12/5/21)

Career 3 at Wichita State (12/5/21)

Big 12 2, 3 times

## ■ Field Goals Attempted

Season 4 vs. Arkansas (11/22/21)

Career 6 at West Virginia (2/27/21)

Big 12 6 at West Virginia (2/27/21)

## ■ 3-Point Field Goals Made

Season 2 at Wichita State (12/5/21)

Career 2 at Wichita State (12/5/21)

Big 12 1, 5 times

## ■ 3-Point Field Goals Attempted

Season 4 vs. UAlbany (12/1/21)

Career 5 vs. Oklahoma (2/23/21)

Big 12 5 vs. Oklahoma (2/23/21)

## ■ Free Throws Made

Season —

Career 5 at Baylor (1/27/21)

Big 12 5 at Baylor (1/27/21)

## ■ Free Throws Attempted

Season —

Career 6 at Baylor (1/27/21)

Big 12 6 at Baylor (1/27/21)

## ■ Rebounds

Season 2, 3 times

Career 4 at Baylor (1/27/21)

Big 12 4 at Baylor (1/27/21)

## ■ Assists

Season 3 vs. North Dakota (11/28/21)

Career 3 vs. Texas Tech (2/6/21)

Big 12 3 vs. Texas Tech (2/6/21)

## ■ Blocked Shots

Season —

Career 1 vs. Texas (2/9/21)

Big 12 1 vs. Texas (2/9/21)

## ■ Steals

Season 2, twice

Career 2, 3 times

Big 12 2 at Baylor (1/27/21)

## ■ Minutes

Season 25 vs. North Dakota (11/28/21)

Career 26 vs. Texas Tech (2/6/21)

Big 12 26 vs. Texas Tech (2/6/21)

## SEASON STATS

PPG	RPG	APG	FG%	3FG%	FT%
2.7	0.9	0.7	35.5	26.3	—

## KASUBKE AT A GLANCE

► Finally healthy after an injury plagued first season in 2020-21, in which, he was expected to redshirt after a preseason foot injury... However, he was able to rehab and return at No. 4/4 Texas (1/16/21) after missing the first 13 games.

► Has now played in 26 consecutive games after playing in the last 16 games of the 2020-21 campaign.

► Has hit a 3-pointer in 4 of the first 10 games off the bench, averaging 15.2 minutes per game (which is tops among regular reserves).

► Tied his career-high with 8 points in the win at Wichita State (12/5/21), hitting on 3-of-5 field goals, including 2-of-2 from 3-point range... It marked the first time that he has hit 2 or more 3-pointers in the same game.

► Dished out a career-high 3 assists vs. North Dakota (11/28/21).

► Scored nearly 1,500 points (1,466) in his prep career at famed Chaminade High School in St. Louis, where he led the Red Devils to 84 wins... Ranks sixth on the school's all-time scoring list, while he ninth in career scoring average (22.3 ppg)... His 218 career 3-pointers are second at the school and only surpassed by **Bradley Beals'** 256.

## LAST GAME (at Nebraska (12/19/21))

MIN	PTS	REBS	ASTS	BLKS	STLS
13	2	0	1	1	2

## TOP PERFORMANCES

► Has knocked down a 3-pointer in 4 of the first 9 games, including hitting a pair in the win at Wichita State (12/5/21).

► Saw his first action as a Wildcat in 2020-21 at No. 4/4 Texas (1/16/21), grabbing a rebound in 10 minutes.

► Scored his first career points on a 3-pointer on his first attempt at Oklahoma (1/19/21), finishing 5 points on 2-of-4 field goals and an assist in 15 minutes.

► Saw his first extensive action off the bench at No. 2/2 Baylor (1/27/21), scoring 8 points while grabbing 4 rebounds and 2 steals in 23 minutes.

► Dished out a career-best 3 assists vs. No. 13/11 Texas Tech (2/6/21) to go with 5 points in a season-best 26 minutes.

## BACKGROUND

► A consensus Top 200 prospect out of famed Chaminade High School in St. Louis, which has also produced NBA players **Bradley Beal** and **Jayson Tatum**... A 4-year letterman for the Red Devils, leading them to 3 MSHSAA Final Fours.

► Parents, **Bret** and **Michele**, played basketball at D2 Quincy University with mom scoring nearly 1,000 points and dad earning team MVP honors as a senior.

## 2021-22 GAME-BY-GAME STATISTICS

Date	Opponent	GS	MIN	FG	3PT	FT	O	D	TR	PF	AST	TO	BLK	STL	PTS	±
Nov. 10	FLORIDA A&M		14	1-3	1-2	0-0	0	0	0	1	0	0	0	1	3	11
Nov. 17	OMAHA		20	1-3	1-2	0-0	0	2	2	2	0	2	0	0	3	-15
Nov. 22	vs. 13/12 Arkansas		16	2-4	1-2	0-0	0	1	1	1	0	0	0	0	5	0
Nov. 23	vs. 14/15 Illinois		7	1-1	0-0	0-0	0	0	0	0	0	0	0	0	2	11
Nov. 28	NORTH DAKOTA		25	0-2	0-2	0-0	0	1	1	1	3	0	0	0	0	22
Dec. 1	UALBANY		11	1-5	0-4	0-0	0	2	2	0	2	0	0	0	2	4
Dec. 5	@Wichita State		16	3-5	2-2	0-0	0	1	1	2	0	1	0	0	8	10
Dec. 8	MARQUETTE		10	0-3	0-2	0-0	0	2	2	0	0	1	0	0	0	-5
Dec. 12	GREEN BAY		20	1-3	0-2	0-0	0	0	0	4	1	2	0	2	2	9
Dec. 19	@Nebraska		13	1-2	0-1	0-0	0	0	0	1	1	1	0	2	2	7
Dec. 21	McNEESE STATE															
Dec. 29	MORGAN STATE															
Jan. 1	@Oklahoma*															
Jan. 4	TEXAS*															
Jan. 8	@West Virginia*															
Jan. 12	TCU*															
Jan. 15	TEXAS TECH*															
Jan. 18	@Texas*															
Jan. 22	KANSAS*															
Jan. 25	@Baylor*															
Jan. 29	@Ole Miss															
Feb. 2	OKLAHOMA STATE*															
Feb. 5	@TCU*															
Feb. 9	BAYLOR*															
Feb. 12	@Iowa State*															
Feb. 14	WEST VIRGINIA*															
Feb. 19	@Oklahoma State*															
Feb. 22	@Kansas*															
Feb. 26	IOWA STATE*															
Feb. 28	@Texas Tech*															
Mar. 5	OKLAHOMA*															

## KASUBKE'S CAREER STATS

YEAR	GP	GS	Min	Avg.	FGM	FGA	Pct.	3FGM	3FGA	Pct.	FTM	FTA	Pct.	Off	Def	Tot	Avg.	PF	Ast	TO	Blk	Stl	Pts	Avg.
2020-21 (Fr.)	16	0	255	15.9	10	39	.256	5	27	.185	10	15	.667	5	15	20	1.3	17	13	11	1	6	35	2.2
2021-22 (So.)	10	0	152	15.2	11	31	.355	5	19	.263	0	0	.000	0	9	9	0.9	12	7	7	1	5	27	2.7
Totals	26	0	407	15.7	21	70	.300	10	46	.217	10	15	.667	5	24	29	1.1	29	20	18	2	11	62	2.4

Wildcats

23

F | SO.-TR



# JORDAN BROOKS

G | 6-4 | 190 | So.-TR | Grayson, Ky. | Bosco Institute [Ind.] | Iona



@JBrooks2323



\_brooks23

## SUPERLATIVES

	FR	SO	JR	SR	CAR
10+ Points	—	—	—	—	—
20+ Points	—	—	—	—	—
10+Rebounds	—	—	—	—	—
Double-Doubles	—	—	—	—	—
2+ Blocks	—	—	—	—	—
Led Team in Pts	—	—	—	—	—
Led Team in Rebs	—	—	—	—	—
Led Team in Asts	—	—	—	—	—
Led Team in Stls	—	—	—	—	—

## PERSONAL HIGHS

### ■ Points

Season —

Career —

Big 12 —

### ■ Field Goals Made

Season —

Career —

Big 12 —

### ■ Field Goals Attempted

Season —

Career —

Big 12 —

### ■ 3-Point Field Goals Made

Season —

Career —

Big 12 —

### ■ 3-Point Field Goals Attempted

Season —

Career —

Big 12 —

### ■ Free Throws Made

Season —

Career —

Big 12 —

### ■ Free Throws Attempted

Season —

Career —

Big 12 —

### ■ Rebounds

Season —

Career —

Big 12 —

### ■ Assists

Season —

Career —

Big 12 —

### ■ Blocked Shots

Season —

Career —

Big 12 —

### ■ Steals

Season —

Career —

Big 12 —

### ■ Minutes

Season 1, 3 times

Career 3 at Rider (12/19/20)

Big 12 —

## SEASON STATS

PPG	RPG	APG	FG%	3FG%	FT%
0.0	0.0	0.0	—	—	—

## BROOKS AT A GLANCE

► The first-year walk-on has played in 4 of the first 10 games.

## LAST GAME (vs. Green Bay (12/12/21))

MIN	PTS	REBS	ASTS	BLKS	STLS
1+	0	0	0	0	0

## TOP PERFORMANCES

► Has played in 4 games with no stats.

## BACKGROUND

► Elected to walk-on in August 2021 after playing one season (2020-21) at Iona College for Hall of Fame head coach **Rick Pitino**.

► Father, **Delray**, is a former Indiana Mr. Basketball who played for the Hoosiers (1984-86) for legendary coach **Bob Knight** before finishing his career playing for Pitino at Providence (1986-88), where he helped the Friars to the 1987 Final Four.

## 2021-22 GAME-BY-GAME STATISTICS

Date	Opponent	GS	MIN	FG	3PT	FT	O	D	TR	PF	AST	TO	BLK	STL	PTS	+/-
Nov. 10	FLORIDA A&M	—	—	—	—	—	—	—	—	—	—	—	—	—	—	—
Nov. 17	OMAHA	0+	0-0	0-0	0-0	0-0	0	0	0	0	0	0	0	0	0	0
Nov. 22	vs. 13/12 Arkansas	—	—	—	—	—	—	—	—	—	—	—	—	—	—	—
Nov. 23	vs. 14/15 Illinois	—	—	—	—	—	—	—	—	—	—	—	—	—	—	—
Nov. 28	NORTH DAKOTA	1+	0-0	0-0	0-0	0-0	0	0	0	1	0	0	0	0	0	2
Dec. 1	UALBANY	1+	0-0	0-0	0-0	0-0	0	0	0	0	0	0	0	0	0	0
Dec. 5	@Wichita State	—	—	—	—	—	—	—	—	—	—	—	—	—	—	—
Dec. 8	MARQUETTE	—	—	—	—	—	—	—	—	—	—	—	—	—	—	—
Dec. 12	GREEN BAY	1+	0-0	0-0	0-0	0-0	0	0	0	0	0	0	0	0	0	-1
Dec. 19	@Nebraska	—	—	—	—	—	—	—	—	—	—	—	—	—	—	—
Dec. 21	McNEESE STATE	—	—	—	—	—	—	—	—	—	—	—	—	—	—	—
Dec. 29	MORGAN STATE	—	—	—	—	—	—	—	—	—	—	—	—	—	—	—
Jan. 1	@Oklahoma*	—	—	—	—	—	—	—	—	—	—	—	—	—	—	—
Jan. 4	TEXAS*	—	—	—	—	—	—	—	—	—	—	—	—	—	—	—
Jan. 8	@West Virginia*	—	—	—	—	—	—	—	—	—	—	—	—	—	—	—
Jan. 12	TCU*	—	—	—	—	—	—	—	—	—	—	—	—	—	—	—
Jan. 15	TEXAS TECH*	—	—	—	—	—	—	—	—	—	—	—	—	—	—	—
Jan. 18	@Texas*	—	—	—	—	—	—	—	—	—	—	—	—	—	—	—
Jan. 22	KANSAS*	—	—	—	—	—	—	—	—	—	—	—	—	—	—	—
Jan. 25	@Baylor*	—	—	—	—	—	—	—	—	—	—	—	—	—	—	—
Jan. 29	@Ole Miss	—	—	—	—	—	—	—	—	—	—	—	—	—	—	—
Feb. 2	OKLAHOMA STATE*	—	—	—	—	—	—	—	—	—	—	—	—	—	—	—
Feb. 5	@TCU*	—	—	—	—	—	—	—	—	—	—	—	—	—	—	—
Feb. 9	BAYLOR*	—	—	—	—	—	—	—	—	—	—	—	—	—	—	—
Feb. 12	@Iowa State*	—	—	—	—	—	—	—	—	—	—	—	—	—	—	—
Feb. 14	WEST VIRGINIA*	—	—	—	—	—	—	—	—	—	—	—	—	—	—	—
Feb. 19	@Oklahoma State*	—	—	—	—	—	—	—	—	—	—	—	—	—	—	—
Feb. 22	@Kansas*	—	—	—	—	—	—	—	—	—	—	—	—	—	—	—
Feb. 26	IOWA STATE*	—	—	—	—	—	—	—	—	—	—	—	—	—	—	—
Feb. 28	@Texas Tech*	—	—	—	—	—	—	—	—	—	—	—	—	—	—	—
Mar. 5	OKLAHOMA*	—	—	—	—	—	—	—	—	—	—	—	—	—	—	—

\*at Iona

## BROOKS' CAREER STATS

YEAR	GP	GS	Min	Avg.	FGM	FGA	Pct.	3FGM	3FGA	Pct.	FTM	FTA	Pct.	Off	Def	Tot	Avg.	PF	Ast	TO	Blk	Stl	Pts	Avg.
*2020-21 (Fr.)	2	0	4	2.0	0	0	.000	0	0	.000	0	0	.000	0	0	0	0.0	0	0	0	0	0	0	0.0
2021-22 (So.)	4	0	4	1.1	0	0	.000	0	0	.000	0	0	.000	0	0	0	0.0	1	0	0	0	0	0	0.0
Totals	6	0	8	1.4	0	0	.000	0	0	.000	0	0	.000	0	0	0	0.0	1	0	0	0	0	0	0.0

Wildcats



24

G | SO.-1L



## NIJEL PACK\*

G | 6-0 | 180 | So.-1L | Indianapolis, Ind. | Lawrence Central HS

@NijelPack24

nijelpack\_

## SUPERLATIVES

	FR	SO	JR	SR	CAR
10+ Points	16	7	—	—	23
20+ Points	3	—	—	—	3
3+ 3FGM	11	4	—	—	15
5+ Assists	12	2	—	—	14
2+ Steals	2	4	—	—	6
Led Team in Pts	11	5	—	—	16
Led Team in Rebs	1	—	—	—	—
Led Team in Asts	12	2	—	—	14
Led Team in Stls	4	3	—	—	7

## PERSONAL HIGHS

## ■ Points

Season 18 vs. Florida A&amp;M (11/10/21)

Career 26 vs. Texas A&amp;M (1/30/21)

Big 12 22 vs. Texas (2/9/21)

## ■ Field Goals Made

Season 6, 4 times

Career 9 vs. Texas A&amp;M (1/30/21)

Big 12 7, twice

## ■ Field Goals Attempted

Season 14 vs. Illinois (11/23/21)

Career 16, twice

Big 12 16 at Oklahoma State (2/13/21)

## ■ 3-Point Field Goals Made

Season 5 vs. UAlbany (12/1/21)

Career 8 vs. Texas A&M (1/30/21) *most by a freshman*

Big 12 4 vs. Texas Tech (2/6/21)

## ■ 3-Point Field Goals Attempted

Season 9 at Nebraska (12/19/21)

Career 14 vs. Texas A&amp;M (1/30/21)

Big 12 8 vs. Texas (2/9/21)

## ■ Free Throws Made

Season 3, twice

Career 6 vs. TCU (3/10/21)

Big 12 5 vs. Texas (2/9/21)

## ■ Free Throws Attempted

Season 4 at Nebraska (12/19/21)

Career 7, twice

Big 12 7 vs. Texas (2/9/21)

## ■ Rebounds

Season 8 at Nebraska (12/19/21)

Career 8 at Nebraska (12/19/21)

Big 12 7 vs. Texas Tech (2/6/21)

## ■ Assists

Season 5, twice

Career 9 vs. Oklahoma (2/23/21)

Big 12 9 vs. Oklahoma (2/23/21)

## ■ Blocked Shots

Season —

Career —

Big 12 —

## ■ Steals

Season 2, 4 times

Career 3, twice

Big 12 3 at Iowa State (12/15/20)

## ■ Minutes

Season 34 at Nebraska (12/19/21)

Career 39 at TCU (2/20/21)

Big 12 39 at TCU (2/20/21)

## SEASON STATS

PPG	RPG	APG	FG%	3FG%	FT%
14.5	3.3	2.6	48.8	42.9	86.7

## PACK AT A GLANCE

► Missed games with Wichita State (12/5/21) and Marquette (12/8/21) before returning to action vs. Green Bay (12/21/21)... Returned to the starting lineup at Nebraska (12/19/21), totaling an impressive line with a team-high 15 points, a career-high 8 rebounds, 5 assists and 2 steals in a season-best 34 minutes.

► Was off to a strong start to 2021-22 before the concussion, leading or tying for the team lead in scoring in 4 of the first 6 games, while pacing the team in scoring (14.4 ppg.) and 3-pointers (18) and 2nd in double-digit scoring games (6).

► Ranks 2nd in the Big 12 in 3-pointers (2.63), 3rd in 3-point percentage (42.9) and 7th in both scoring (14.5 ppg.) and field goal percentage (48.8).

► Enjoyed one of the best freshmen seasons in school history, ranking first or second in most offensive categories, including becoming the first rookie to lead the team in scoring (12.7 ppg.) since **Marcus Foster** in 2013-14... One of 3 freshmen (**Michael Beasley**, **Marcus Foster**) to lead the team in scoring.

► One of just 3 true freshmen to rank in the Big 12's Top 20 in scoring in 2020-21.

► Was among the best 3-point shooters in the Big 12, ranking 2nd in the league in 3-point field goal percentage (40.5) and 4th in 3-pointer made/game (2.50).

► Was part of the true freshman trio, along with **Davion Bradford** and **Selton Miguel**, that combined to log 71 starts in 2020-21, which ranked second nationally behind Kentucky (72) for most combined true freshmen starts.

## 2021-22 GAME-BY-GAME STATISTICS

Date	Opponent	GS	MIN	FG	3PT	FT	O	D	TR	PF	AST	TO	BLK	STL	PTS	+/-
Nov. 10	FLORIDA A&M	*	31	6-11	4-7	2-2	2	1	3	1	3	1	0	2	18	9
Nov. 17	OMAHA	*	20	5-8	3-4	2-2	0	0	0	0	5	1	0	1	15	34
Nov. 22	vs. 13/12 Arkansas	*	28	5-12	1-6	3-3	1	1	2	3	2	5	0	2	14	-3
Nov. 23	vs. 14/15 Illinois	*	30	6-14	1-4	2-2	0	4	4	2	0	0	0	2	15	-8
Nov. 28	NORTH DAKOTA	*	25	6-10	4-8	0-0	0	3	3	3	2	3	0	0	16	27
Dec. 1	UALBANY	*	32	6-11	5-8	0-0	1	4	5	1	3	1	0	1	17	26
Dec. 5	@Wichita State	—	—	—	—	—	—	—	—	—	—	—	—	—	—	—
Dec. 8	MARQUETTE	—	—	—	—	—	—	—	—	—	—	—	—	—	—	—
Dec. 12	GREEN BAY	—	15	2-5	1-3	1-2	1	0	1	0	1	0	0	1	6	14
Dec. 19	@Nebraska	*	34	5-13	2-9	3-4	1	7	8	1	5	2	0	2	15	13
Dec. 21	McNEESE STATE															
Dec. 29	MORGAN STATE															
Jan. 1	@Oklahoma*															
Jan. 4	TEXAS*															
Jan. 8	@West Virginia*															
Jan. 12	TCU*															
Jan. 15	TEXAS TECH*															
Jan. 18	@Texas*															
Jan. 22	KANSAS*															
Jan. 25	@Baylor*															
Jan. 29	@Ole Miss															
Feb. 2	OKLAHOMA STATE*															
Feb. 5	@TCU*															
Feb. 9	BAYLOR*															
Feb. 12	@Iowa State*															
Feb. 14	WEST VIRGINIA*															
Feb. 19	@Oklahoma State*															
Feb. 22	@Kansas*															
Feb. 26	IOWA STATE*															
Feb. 28	@Texas Tech*															
Mar. 5	OKLAHOMA*															

## LAST GAME (at Nebraska (12/19/21))

MIN	PTS	REBS	ASTS	BLKS	STLS
34	15	8	5	0	2

## TOP PERFORMANCES

► Has been among the leading scorers in 5 of first 8 games, including 18 vs. Florida A&M (11/10/21), 15 vs. Omaha (11/17/21), 14 vs. No. 12/13 Arkansas (11/22/21), 17 vs. UAlbany (12/1/21) and 15 at Nebraska (12/19/21).

► Posted his first career 20-point game in 2020-21, as he scored a career-high 26 points vs. Texas A&M (1/30/21) on 9-of-16 field goals, including 8 triples.

► Tallied his first 20-point game in Big 12 play with a team-high 22 points vs. No. 13/11 Texas (2/9/21) on 7-of-14 field goals, including 3 triples.

► Had a stellar 2-game Big 12 Championship performance, scoring 23 points vs. TCU (3/10/21) on 6-of-8 shooting, including 5 treys, before adding 18 points vs. No. 2/2 Baylor (3/11/21) with another 6 triples.

► Dished out a season-high 9 assists in the upset of No. 7/7 Oklahoma (2/23/21).

## BACKGROUND

► A consensus Top 150 recruit out of Lawrence Central High in Indianapolis, where he led the Bears to 70-26 record in his prep career, including a 44-7 mark his junior (2018-19) and senior (2019-20) seasons.

► Scored more than 1,000 points in his prep career on 50.7 percent shooting, with 820 those coming his junior and senior seasons.

## PACK'S CAREER STATS

YEAR	GP	GS	Min	Avg.	FGM	FGA	Pct.	3FGM	3FGA	Pct.	FTM	FTA	Pct.	Off	Def	Tot	Avg.	PF	Ast	TO	Blk	Stl	Pts	Avg.
2020-21 (Fr.)	24	24	806	33.6	109	261	.418	60	148	.405	27	34	.794	14	74	88	3.7	49	91	49	0	28	305	12.7
2021-22 (So.)	8	7	215	26.9	41	84	.488	21	49	.429	13	15	.867	6	20	26	3.3	11	21	13	0	11	116	14.5
Totals	32	31	1021	31.9	150	345	.435	81	197	.411	40	49	.816	20	94	114	3.6	60	112	62	0	39	421	13.2

Wildcats

25

F | SO.-1L



## ISMAEL [ISH] MASSOUD

F | 6-9 | 210 | So.-1L | East Harlem, N.Y. | The MacDuffie School | Wake Forest



@IsmaelMassoud



ishhhy\_masss

## SUPERLATIVES

	FR	SO <sub>1</sub>	SO <sub>2</sub>	JR	SR	CAR
10+ Points	4	7	5	—	—	16
20+ Points	—	1	—	—	—	1
2+ 3FGM	10	10	4	—	—	24
Double-Doubles	—	—	—	—	—	—
5+ Rebounds	2	7	4	—	—	13
3+ Assists	—	1	1	—	—	2
Multiple Steals	2	2	3	—	—	7
2+ Blocks	1	—	1	—	—	2
30+ Minutes	—	4	5	—	—	9

## PERSONAL HIGHS

## ■ Points

Season 17 vs. Green Bay (12/12/21)

Career 31 vs. Pittsburgh (1/23/21)

Big 12 —

## ■ Field Goals Made

Season 6 vs. Marquette (12/8/21)

Career 10 vs. Pittsburgh (1/23/21)

Big 12 —

## ■ Field Goals Attempted

Season 14 vs. Marquette (12/8/21)

Career 14 vs. Pittsburgh (1/23/21)

Big 12 —

## ■ 3-Point Field Goals Made

Season 4 vs. Green Bay (12/12/21)

Career 8 vs. Pittsburgh (1/23/21)

Big 12 —

## ■ 3-Point Field Goals Attempted

Season 6, twice

Career 10 vs. Pittsburgh (1/23/21)

Big 12 —

## ■ Free Throws Made

Season 5 at Nebraska (12/19/21)

Career 5, 3 times

Big 12 —

## ■ Free Throws Attempted

Season 5 at Nebraska (12/19/21)

Career 7 at Duke (1/9/21)

Big 12 —

## ■ Rebounds

Season 7 vs. North Dakota (11/28/21)

Career 8 at Duke (1/9/21)

Big 12 —

## ■ Assists

Season 3 vs. North Dakota (11/28/21)

Career 3 at Pittsburgh (3/2/21)

Big 12 —

## ■ Blocked Shots

Season 2 vs. Omaha (11/17/21)

Career 2, twice

Big 12 —

## ■ Steals

Season 2, 3 times

Career 2, 5 times

Big 12 —

## ■ Minutes

Season 33 vs. Marquette (12/8/21)

Career 34 at N.C. State (1/27/21)

Big 12 —

## SEASON STATS

PPG	RPG	APG	FG%	3FG%	FT%
8.2	4.4	0.6	38.0	35.9	100

## MASSOUD AT A GLANCE

► The Wake Forest transfer has started the first 10 games, leading the team in minutes (27.6) and ranking 3rd in 3-pointers (14) and 4th in scoring (8.2 ppg.).

► Has posted 3 consecutive double-digit scoring games against Marquette (12/8/21), Green Bay (12/12/21) and Nebraska (12/19/21), averaging 14.3 points on 56.5 percent (13-of-23) shooting, including 53.9 percent (7-of-13) from 3-point range, with 4.7 rebounds in 28 minutes per game.

► Scored a season-high 17 points vs. Green Bay (12/12/21) on 5-of-5 field goals, including 4-of-4 from 3-point range, and 3-of-3 free throws... He is the 18th Wildcat to go perfect from the field on 5 or more field goals in school history and the 2nd this season (**Mike McGuire** vs. North Dakota (11/28/21)).

► Transferred to K-State in April after 2 seasons (2019-21) at Wake Forest, seeing action in all 53 games as a Demon Deacon with 8 starts.

► Averaged 8.3 points and 3.4 rebounds for Wake Forest in 22 games with 8 starts in 2020-21... Ranked among the top-5 in a number of categories, including 2nd in 3-point field goals (36), 3rd in field goals made (30) and 5th in scoring.

► Now has 16 career double-digit scoring games, including a career-best 31-point performance vs. Pittsburgh (1/23/21) on 10-of-14 field goals with 8 triples.

► Has made 83 3-pointers in his career on 35.9 percent shooting... Has posted 2 or more triples in 24 of 62 career games in college.

## 2021-22 GAME-BY-GAME STATISTICS

Date	Opponent	GS	MIN	FG	3PT	FT	O	D	TR	PF	AST	TO	BLK	STL	PTS	+/-
Nov. 10	FLORIDA A&M	*	26	2-5	1-3	0-0	0	3	3	3	0	1	0	0	5	5
Nov. 17	OMAHA	*	31	5-10	3-6	2-2	0	6	6	2	0	1	2	0	15	31
Nov. 22	vs. 13/12 Arkansas	*	31	0-8	0-5	0-0	0	3	3	3	0	1	1	0	0	-4
Nov. 23	vs. 14/15 Illinois	*	32	4-10	3-5	2-2	0	2	2	1	0	0	0	2	13	-17
Nov. 28	NORTH DAKOTA	*	28	1-5	0-1	0-0	0	7	7	2	3	1	0	2	2	31
Dec. 1	UALBANY	*	24	1-3	0-2	0-0	0	4	4	1	0	1	0	0	2	24
Dec. 5	@Wichita State	*	23	1-7	0-4	0-0	1	4	5	2	0	1	0	2	2	1
Dec. 8	MARQUETTE	*	33	6-14	2-6	2-2	0	6	6	2	1	0	0	1	16	6
Dec. 12	GREEN BAY	*	31	5-5	4-4	3-3	0	4	4	0	2	0	0	1	17	14
Dec. 19	@Nebraska	*	20	2-4	1-3	5-5	0	4	4	4	0	2	0	1	10	5
Dec. 21	MCNEESE STATE															
Dec. 29	MORGAN STATE															
Jan. 1	@Oklahoma*															
Jan. 4	TEXAS*															
Jan. 8	@West Virginia*															
Jan. 12	TCU*															
Jan. 15	TEXAS TECH*															
Jan. 18	@Texas*															
Jan. 22	KANSAS*															
Jan. 25	@Baylor*															
Jan. 29	@Ole Miss															
Feb. 2	OKLAHOMA STATE*															
Feb. 5	@TCU*															
Feb. 9	BAYLOR*															
Feb. 12	@Iowa State*															
Feb. 14	WEST VIRGINIA*															
Feb. 19	@Oklahoma State*															
Feb. 22	@Kansas*															
Feb. 26	IOWA STATE*															
Feb. 28	@Texas Tech*															
Mar. 5	OKLAHOMA*															

## MASSOUD'S CAREER STATS

YEAR	GP	GS	Min	Avg.	FGM	FGA	Pct.	3FGM	3FGA	Pct.	FTM	FTA	Pct.	Off	Def	Tot	Avg.	PF	Ast	TO	Blk	Stl	Pts	Avg.
*2019-20 (Fr.)	31	0	376	12.1	47	122	.385	33	83	.398	22	29	.759	6	57	63	2.0	31	9	23	12	10	149	4.8
*2020-21 (So.)	22	8	478	21.7	58	170	.341	36	107	.336	30	41	.732	16	59	75	3.4	41	11	32	1	8	182	8.3
2021-22 (So.)	10	10	276	27.6	27	71	.380	14	39	.359	14	14	1.000	1	43	44	4.4	20	6	8	3	8	82	8.2
Totals	63	18	1130	27.9	132	363	.364	83	229	.362	66	84	.786	23	159	182	2.9	92	26	63	16	26	413	6.6

\*at Wake Forest

Wildcats

33

F | FR.-HS



## LOGAN LANDERS

F | 6-9 | 215 | Fr.-HS | Cedarburg, Wis. | Cedarburg HS

[@LoganLanders12](#) [loganlanders21](#)

## SUPERLATIVES

	FR	SO	JR	SR	CAR
10+ Points	—	—	—	—	—
20+ Points	—	—	—	—	—
10+Rebounds	—	—	—	—	—
Double-Doubles	—	—	—	—	—
2+ Blocks	—	—	—	—	—
Led Team in Pts	—	—	—	—	—
Led Team in Rebs	—	—	—	—	—
Led Team in Asts	—	—	—	—	—
Led Team in Stls	—	—	—	—	—

## PERSONAL HIGHS

## ■ Points

Season 5 vs. North Dakota (11/28/21)

Career 5 vs. North Dakota (11/28/21)

Big 12 —

## ■ Field Goals Made

Season 2, twice

Career 2, twice

Big 12 —

## ■ Field Goals Attempted

Season 4 vs. North Dakota (11/28/21)

Career 4 vs. North Dakota (11/28/21)

Big 12 —

## ■ 3-Point Field Goals Made

Season —

Career —

Big 12 —

## ■ 3-Point Field Goals Attempted

Season 1 vs. Illinois (11/23/21)

Career 1 vs. Illinois (11/23/21)

Big 12 —

## ■ Free Throws Made

Season 3 vs. Arkansas (11/22/21)

Career 3 vs. Arkansas (11/22/21)

Big 12 —

## ■ Free Throws Attempted

Season 4 vs. Arkansas (11/22/21)

Career 4 vs. Arkansas (11/22/21)

Big 12 —

## ■ Rebounds

Season 3, 3 times

Career 3, 3 times

Big 12 —

## ■ Assists

Season 1 vs. North Dakota (11/28/21)

Career 1 vs. North Dakota (11/28/21)

Big 12 —

## ■ Blocked Shots

Season —

Career —

Big 12 —

## ■ Steals

Season 1 vs. North Dakota (11/28/21)

Career 1 vs. North Dakota (11/28/21)

Big 12 —

## ■ Minutes

Season 16 vs. North Dakota (11/28/21)

Career 16 vs. North Dakota (11/28/21)

Big 12 —

## SEASON STATS

PPG	RPG	APG	FG%	3FG%	FT%
1.3	1.3	0.1	44.4	0.0	66.7

## LANDERS AT A GLANCE

► Has seen action in 9 of 10 games to start the year, averaging 7.9 minutes per game, including playing 10 minutes vs. No. 14/15 Illinois (11/23/21) and All-American **Kofi Cockburn** and a season-best 16 vs. North Dakota (11/28/21).

► Scored his first career points vs. No. 13/12 Arkansas (11/22/21) with a 3-of-4 effort from the free throw line in 5 minutes, while he connected on his first field goal with a season-high 5 points vs. North Dakota (11/28/21).

► Transferred to Cedarburg High School in his hometown for the 2020-21 season after 3 standout seasons at Brookfield Academy... Led Cedarburg to a 20-5 record and an honorable mention All-State pick by the AP and the coaches.

► Scored 1,547 points (15.9 ppg.) in his prep career on 49.5 percent shooting to go with 859 rebounds (8.9 rpg.) and 249 assists (2.6 apg.) in 97 games at Brookfield Academy (2017-20) and Cedarburg High School (2020-21).

► Totaled 914 (19.0 ppg.) of his 1,547 career points and 398 (8.3 rpg.) of his 859 rebounds and 163 (3.4 apg.) of his 249 assists his junior and senior seasons.

## LAST GAME (at Nebraska (12/19/21))

MIN	PTS	REBS	ASTS	BLKS	STLS
2	0	0	0	0	0

## TOP PERFORMANCES

► Played his most significant minutes vs. North Dakota (11/28/21), scoring a season-high 5 points on 2-of-4 field goals and 1-of-2 free throws to go with 3 rebounds, 1 assist and 1 steal in 16 minutes.

► Scored 4 points and grabbed 3 rebounds vs. Green Bay (12/12/21).

► Scored his first career points vs. No. 13/12 Arkansas (11/22/21) with a 3-of-4 effort from the free throw line in 10 minutes.

## BACKGROUND

► Considered one of the top players in the state of Wisconsin, ranking among the top centers (No. 39) by *247Sports*.

► Played for Phenom Team Herro EYBL, which included the nation's top recruit **Patrick Baldwin, Jr.**, and current Iowa State freshman **Tyrese Hunter**.

► Grew 9 inches in middle school and stood 6-foot-5 in the eighth grade.

## 2021-22 GAME-BY-GAME STATISTICS

Date	Opponent	GS	MIN	FG	3PT	FT	O	D	TR	PF	AST	TO	BLK	STL	PTS	±
Nov. 10	FLORIDA A&M	2	0-0	0-0	0-0	0	0	0	0	0	0	0	0	0	0	-5
Nov. 17	OMAHA	10	0-1	0-0	0-0	1	0	1	1	0	0	0	0	0	0	-9
Nov. 22	vs. 13/12 Arkansas	5	0-0	0-0	3-4	0	1	1	1	0	0	0	0	0	3	-4
Nov. 23	vs. 14/15 Illinois	10	0-1	0-1	0-0	0	0	0	1	0	0	0	0	0	0	-12
Nov. 28	NORTH DAKOTA	16	2-4	0-0	1-2	1	2	3	2	1	1	0	1	5	14	
Dec. 1	UALBANY	8	0-1	0-0	0-0	2	1	3	2	0	0	0	0	0	0	3
Dec. 5	@Wichita State	3	0-0	0-0	0-0	1	0	1	1	0	0	0	0	0	0	2
Dec. 8	MARQUETTE	—	—	—	—	—	—	—	—	—	—	—	—	—	—	—
Dec. 12	GREEN BAY	15	2-2	0-0	0-0	0	3	3	2	0	1	0	0	4	7	
Dec. 19	@Nebraska	2	0-0	0-0	0-0	0	0	0	0	0	0	0	0	0	0	-3
Dec. 21	McNEESE STATE															
Dec. 29	MORGAN STATE															
Jan. 1	@Oklahoma*															
Jan. 4	TEXAS*															
Jan. 8	@West Virginia*															
Jan. 12	TCU*															
Jan. 15	TEXAS TECH*															
Jan. 18	@Texas*															
Jan. 22	KANSAS*															
Jan. 25	@Baylor*															
Jan. 29	@Ole Miss															
Feb. 2	OKLAHOMA STATE*															
Feb. 5	@TCU*															
Feb. 9	BAYLOR*															
Feb. 12	@Iowa State*															
Feb. 14	WEST VIRGINIA*															
Feb. 19	@Oklahoma State*															
Feb. 22	@Kansas*															
Feb. 26	IOWA STATE*															
Feb. 28	@Texas Tech*															
Mar. 5	OKLAHOMA*															

## LANDERS' CAREER STATS

YEAR	GP	GS	Min	Avg.	FGM	FGA	Pct.	3FGM	3FGA	Pct.	FTM	FTA	Pct.	Off	Def	Tot	Avg.	PF	Ast	TO	Blk	Stl	Pts	Avg.
2021-22 (Fr.)	9	0	71	7.9	4	9	.444	0	1	.000	4	6	.667	5	7	12	1.3	10	1	2	0	1	12	1.3
Totals	9	0	71	7.9	4	9	.444	0	1	.000	4	6	.667	5	7	12	1.3	10	1	2	0	1	12	1.3

Wildcats



## K-STATE BROADCAST NOTES

**2021-22  
Record/Conf:**  
7-3/0-0 Big 12

**National  
Rankings:**  
— / AP  
— / Coaches

**Last Game:**  
Defeated  
Nebraska, 67-58  
Dec. 19, 2021

**Next Game:**  
Dec. 21, 2021  
vs. McNeese State

**Head Coach:**  
**Bruce Weber**  
(Wisc.-Milwaukee '78)  
KS: 177-133 / 10th  
CAR: 490-288 / 24th

**Assistants**  
Chris Lowery  
Jermaine Henderson  
Shane Southwell

**2021-22  
Schedule**  
Pitt State, W 78-59  
Florida A&M, W 67-57  
Omaha, W 79-64  
vs. Arkansas, L 64-72  
vs. Illinois, L 64-72  
North Dakota, W 84-42  
UAlbany, W 71-43  
@Wichita State, W 65-59  
Marquette, L 63-64  
Green Bay, W 82-64  
@Nebraska, W 67-58  
McNeese State  
Morgan State  
@Oklahoma\*  
Texas\*  
@West Virginia\*  
TCU\*  
Texas Tech\*  
@Texas\*  
Kansas\*  
@Baylor\*  
@Ole Miss  
Oklahoma State\*  
@TCU\*  
Baylor\*  
@Iowa State\*  
West Virginia\*  
@Oklahoma State\*  
@Kansas\*  
Iowa State\*  
@Texas Tech\*  
Oklahoma\*

### NOTE:

K-State has elected to advance players' classification even though the 2020-21 season did not affect eligibility. Those that wish to take advantage of the extra year will be listed as a senior again after their original eligibility would have been exhausted.



00

<b>MIKE MCGUIRL****</b> muh-GIRL <b>Sr. // Guard</b>									
6-3   200   Ellington, Conn. (East Catholic)	GP/GS	PPG	RPG	APG	SPG	FG%	3FG%	FT%	
Season	8/5	6.8	3.3	2.6	1.5	34.5	23.1	71.4	
Big 12	—	—	—	—	—	—	—	—	
Career	112/56	6.8	2.4	2.1	0.9	37.1	31.8	70.9	



1

<b>MARKKUS NOWELL</b> mar-KEESE <b>Jr. // Guard</b>									
5-8   160   Harlem, N.Y. (St. Patrick/Little Rock)	GP/GS	PPG	RPG	APG	SPG	FG%	3FG%	FT%	
Season	9/3	13.2	4.0	4.6	2.0	42.6	34.1	88.9	
Big 12	—	—	—	—	—	—	—	—	
Career	77/55	14.2	3.3	4.8	2.0	39.7	36.4	86.1	



2

<b>MAXIMUS EDWARDS</b> <b>Fr. // Guard</b>									
6-5   220   Stratford, Conn. (Our Saviour Lutheran School [N.Y.])	GP/GS	PPG	RPG	APG	SPG	FG%	3FG%	FT%	
Season	—	—	—	—	—	—	—	—	
Big 12	—	—	—	—	—	—	—	—	
Career	—	—	—	—	—	—	—	—	



3

<b>SELTON MIGUEL*</b> SELL-ton <b>So. // Guard</b>									
6-4   210   Luanda, Angola (West Oaks Academy [Fla.])	GP/GS	PPG	RPG	APG	SPG	FG%	3FG%	FT%	
Season	8/4	8.0	5.3	2.4	0.5	43.6	30.8	70.6	
Big 12	—	—	—	—	—	—	—	—	
Career	37/26	7.4	3.5	2.2	0.8	35.2	23.5	69.0	



4

<b>SERYEE LEWIS*</b> pronounced like Siri <b>So. // Forward</b>									
6-9   230   Chicago, Ill. (Compass Prep [Ariz.])	GP/GS	PPG	RPG	APG	SPG	BPG	FG%	FT%	
Season	—	—	—	—	—	—	—	—	
Big 12	—	—	—	—	—	—	—	—	
Career	18/0	2.0	1.1	0.0	0.2	0.0	62.5	42.9	



12

<b>CARLTON LIGUARD, JR.*</b> <b>Jr. // Forward</b>									
7-0   220   San Antonio, Texas (Stevens/Temple College [Texas])	GP/GS	PPG	RPG	APG	SPG	BPG	FG%	FT%	
Season	2/0	1.0	0.0	0.0	0.0	0.0	33.0	—	
Big 12	—	—	—	—	—	—	—	—	
Career	19/0	2.1	1.2	0.2	0.1	0.1	44.7	50.0	



13

<b>MARK SMITH</b> <b>Sr. // Guard</b>									
6-4   225   Edwardsville, Ill. (Edwardsville/Illinois/Missouri)	GP/GS	PPG	RPG	APG	SPG	FG%	3FG%	FT%	
Season	9/9	10.0	7.8	1.8	1.1	43.4	33.3	60.7	
Big 12	—	—	—	—	—	—	—	—	
Career	109/89	9.0	3.6	1.2	0.8	38.8	35.2	74.8	



14

<b>DREW HONAS*</b> HO-nus <b>Sr. // Guard</b>									
6-2   175   Medicine Lodge, Kan. (Medicine Lodge/Pratt CC [Kan.])	GP/GS	PPG	RPG	APG	SPG	FG%	3FG%	FT%	
Season	4/0	0.0	0.3	0.0	0.0	—	—	—	
Big 12	—	—	—	—	—	—	—	—	
Career	13/0	0.2	0.2	0.0	0.0	16.7	—	—	



15

<b>TREY HARRIS</b> <b>So. // Guard</b>									
5-11   165   Bloomington, Ill. (Bloomington/Indian Hills CC [Iowa])	GP/GS	PPG	RPG	APG	SPG	FG%	3FG%	FT%	
Season	1/0	0.0	1.0	0.0	0.0	—	—	—	
Big 12	—	—	—	—	—	—	—	—	
Career	1/0	0.0	1.0	0.0	0.0	—	—	—	



20

<b>KAOSI EZEAGU*</b> K-C Easy-A-GOO <b>Jr. // Forward</b>									
6-10   255   Brampton, Ontario (GTA Prep/UTEP)	GP/GS	PPG	RPG	APG	SPG	BPG	FG%	FT%	
Season	9/9	7.4	4.6	0.4	0.4	0.6	75.8	58.6	
Big 12	—	—	—	—	—	—	—	—	
Career	57/23	4.5	3.5	0.2	0.4	0.7	60.4	49.6	



21

<b>DAVION BRADFORD*</b> DAVE-eh-on <b>So. // Forward</b>									
7-0   270   St. Louis, Mo. (Mehlville)	GP/GS	PPG	RPG	APG	SPG	BPG	FG%	FT%	
Season	8/0	4.1	2.6	0.1	0.0	0.4	53.8	71.4	
Big 12	—	—	—	—	—	—	—	—	
Career	37/25	6.9	4.0	0.2	0.1	0.4	60.8	60.0	



22

<b>LUKE SUBUSKE*</b> KAH-soup-KEY <b>So. // Guard</b>									
6-5   190   St. Louis, Mo. (Chaminade)	GP/GS	PPG	RPG	APG	SPG	FG%	3FG%	FT%	
Season	9/0	2.8	1.0	0.7	0.3	34.5	27.8	—	
Big 12	—	—	—	—	—	—	—	—	
Career	25/0	2.4	1.2	0.8	0.4	29.4	22.2	66.7	



23

<b>JORDAN BROOKS</b> <b>So. // Forward</b>									
6-4   190   Grayson, Ky. (East Carter/Bosco Institute [Ind./Iowa])	GP/GS	PPG	RPG	APG	SPG	BPG	FG%	FT%	
Season	4/0	0.0	0.0	0.0	0.0	0.0	—	—	
Big 12	—	—	—	—	—	—	—	—	
Career	6/0	0.0	0.0	0.0	0.0	0.0	—	—	



24

<b>NIJEL PACK*</b> pronounced like Nigel <b>So. // Guard</b>									
6-0   180   Indianapolis, Ind. (Lawrence Central)	GP/GS	PPG	RPG	APG	SPG	FG%	3FG%	FT%	
Season	7/6	14.4	2.6	2.3	1.3	50.7	47.5	90.9	
Big 12	—	—	—	—	—	—	—	—	
Career	31/30	13.1	3.4	3.5	1.2	43.7	42.0	82.2	



25

<b>ISH MASSOUD</b> mah-SUED <b>So. // Forward</b>									
6-9   210   East Harlem, N.Y. (The MacDuffie School/Wake Forest)	GP/GS	PPG	RPG	APG	SPG	FG%	3FG%	FT%	
Season	9/9	8.0	4.4	0.7	0.9	37.3	36.1	100.0	
Big 12	—	—	—	—	—	—	—	—	
Career	62/17	6.5	2.9	0.4	0.4	36.2	36.3	77.2	



33

<b>LOGAN LANDERS</b> <b>Fr. // Forward</b>									
6-9   215   Cedarburg, Wis. (Cedarburg)	GP/GS	PPG	RPG	APG	SPG	BPG	FG%	FT%	
Season	8/0	1.5	1.5	0.1	0.1	0.0	44.4	66.7	
Big 12	—	—	—	—	—	—	—	—	
Career	8/0	1.5	1.5	0.1	0.1	0.0	44.4	66.7	

**LAST:** 6 points (2-7 FG, 2-5 3FG, 0-0 FT), 5 rebounds, 2 assists, 3 steals in 29 mins vs. Marquette (12/8/21)  
► Missed the Green Bay (12/12/21) game due to the flu; status is day-to-day.  
► Had started the previous 4 games, averaging 9.3 ppg., 3.5 apg., 3.0 rpg., 2.0 spg. in 28.5 mpg.  
► Earned All-Big 12 Honorable Mention honors in 2020-21.  
► Lone Wildcat remaining from the 2018 Elite Eight and 2018-19 Big 12 Championship teams.

**LAST:** 22 points (7-13 FG, 4-7 3FG, 4-4 FT), 3 rebounds, 8 assists, 1 steal in 34 mins vs. Green Bay (12/12/21)  
► Has started last 3 games, averaging 16.3 ppg., 4.7 rpg., 7.7 apg., 1.7 spg. in 35.3 minutes per game.  
► Nearly tallied the school's 1st triple-double (11 pts, 11 asts, 8 rebs) vs. Marquette (12/8/21).  
► His 11 assists vs. Marquette (12/8/21) tied for 7th-most in school history and most since 2008.  
► Now has 54 career double-digit scoring games, including 18 games of 20 or more points.

**LAST:** n/a  
► Expected to miss extended time due to an injury suffered in practice.  
► Played 2 seasons at Our Saviour Lutheran School in the Bronx, helping them win 50 games.  
► Averaged a team-best 19.9 ppg., 6.1 rpg., 2.9 apg., 1.7 spg. at OSL in 2020-21.  
► All-time leading scorer at Bunnell High School with more than 1,600 career points.

**LAST:** 6 points (2-5 FG, 0-1 3FG, 2-2 FT), 3 rebounds, 1 assist, 1 steal in 27 mins vs. Green Bay (12/12/21)  
► Ranks 2nd in rebounding (5.3 rpg.), 3rd in assists (2.4 apg.), while averaging 8.0 ppg. on 43.6 FG%.  
► Returned vs. UAlbany (12/1/21), grabbing his first career double-double (12 pts, 10 rebs).  
► All 10 points vs. Florida A&M (11/10/21) came in a key 12-2 stretch that decided the game.  
► Spent summer with Angolan National Team, competing in FIBA Olympic Qualifying in Lithuania.

**LAST:** 0 points (0-0 FG, 0-0 3FG, 0-0 FT) in 1+ mins vs. TCU (3/10/21)  
► Will miss the 2021-22 season after suffering a knee injury in the preseason.  
► A late signee who ended up seeing action in 18 games as a true freshman in 2020-21.  
► Connected on 80 FG% in 5 games, including a perfect 3-of-3 vs. Jacksonville (12/21/20).  
► His 2019-20 prep school squad - AZ Compass Prep - included as many as 7 Division I prospects.

**LAST:** 0 points (0-2 FG, 0-1 3FG, 0-0 FT), 0 rebound in 3 mins vs. Green Bay (12/12/21)  
► Played for the second time this season vs. Green Bay (12/12/21).  
► Struggled with injuries most of the 2020-21 season, missing 12 games.  
► Did see action in 17 games in 2020-21, including 13 in a row from Dec. 8 to Jan. 27.  
► Qualifier out of high school who played one season at Temple College to gain exposure.

**LAST:** 14 points (5-12 FG, 2-3 3FG, 2-2 FT), 10 rebounds, 3 assists, 2 steals in 27 mins vs. Green Bay (12/12/21)  
► Led the team in scoring (17) for the 1st time vs. Marquette (12/8/21) with 8 rebounds, 3 assists.  
► Collected 4th career double-double, including 3rd time in last 5 games, vs. Green Bay (12/12/21).  
► Now has 46 career double-digit scoring games, including 20 games of 15 or more points.  
► Has knocked down 165 career 3-pointers on 35.2% shooting, including 45% in 2018-19.

**LAST:** 0 points (0-0 FG, 0-0 3FG, 0-0 FT), 0 rebound in 1+ mins vs. Green Bay (12/12/21)  
► Has seen action in 4 games, including in back-to-back games vs. North Dakota, UAlbany.  
► Elected to walk-on in July 2020 after transferring from Pratt Community College.  
► Scored his first career points in the waning minutes vs. No. 14/Vest Virginia (1/23/21).  
► Intends to become a teacher and high school basketball coach when done playing.

**LAST:** 0 points (0-0 FG, 0-0 3FG, 0-0 FT), 1 rebound in 1+ mins vs. Green Bay (12/12/21)  
► Elected to walk-on in August 2021 after playing one season at Indian Hills Community College.  
► Saw his 1st action as a Wildcat in the waning minutes vs. Green Bay (12/12/21).  
► Helped Indian Hills to a 21-3 record in 2020-21, falling a game shy of NCAA National Tournament.  
► Started his college career at Eastern Illinois but did not play basketball.

**LAST:** 5 points (2-2 FG, 0-0 3FG, 1-2 FT), 0 rebound in 7 mins vs. Green Bay (12/12/21)  
► Has team's best +/- (+84) rate after the first 9 games, including +25 vs. Omaha (11/17/21).  
► Has scored in double figures in 2 of last 5 games, averaging 8.8 ppg. on 77.3 FG%.  
► Scored a career-high 15 points vs. North Dakota to go with 7 points and 1 steal in 20 minutes.  
► Has seen action in 57 career games with 23 starts at UTEP (8) and K-State (15).

**LAST:** 6 points (2-2 FG, 0-0 3FG, 2-2 FT), 0 rebound, 1 assist in 17 mins vs. Green Bay (12/12/21)  
► Continues to gain strength as recovers from a 2-week illness that sidetracked his development.  
► Was key off the bench vs. Marquette (12/8/21), scoring a season-high 9 points on 4/7 FGs.  
► Was one of 3 Wildcats to play in all 29 games in 2020-21, including starting the last 25 games.  
► Posted the second-highest FG% (62.1/90-of-145) in school history in 2020-21.

**LAST:** 2 points (1-1 FG, 0-2 3FG, 0-0 FT), 0 rebound, 1 assist, 2 steals in 20 mins vs. Green Bay (12/12/21)  
► Leads all reserves in minutes (15.5 mpg.), while scoring in 7 of 9 games.  
► Tied his career-high with 8 points in win at Wichita State (12/5/21), hitting a pair of 3-pointers.  
► Was expected to redshirt in 2020-21 due to a preseason injury, but returned to play last 16 games.  
► Parents (**Bret & Michelle**) both played basketball at Quincy University (Ill.) in late '80s, early '90s.

**LAST:** 0 points (0-0 FG, 0-0 3FG, 0-0 FT), 0 rebounds in 1+ mins vs. Green Bay (12/12/21)  
► Has played in 4 games so far, playing a little over a minute in 3 games.  
► Elected to walk-on in August 2021 after playing one season at Iona College, head coach Rick Pitino.  
► Was part of Gaels' squad that won the MAAC title and advance to NCAA Tournament in 2020-21.  
► Son of **Delray Brooks**, who played was part of the 1987 Final Four team at Providence.

**LAST:** 6 points (2-5 FG, 1-3 3FG, 1-2 FT), 1 rebound, 1 assist, 1 steal in 15 mins vs. Green Bay (12/12/21)  
► Returned from missing 2 games due to concussion to play 15 minutes vs. Green Bay (12/12/21).  
► Ranks among Big 12's Top 10 in 4 categories, including 8th in scoring, 3rd in 3FGM & 2nd in 3FG%.  
► The only Wildcat to score in double figures in the first 6 games, averaging 15.8 ppg.  
► Became the third freshman (**Michael Beasley, Marcus Foster**) to lead the team in scoring.

**LAST:** 17 points (5-5 FG, 4-4 3FG, 3-3 FT), 4 rebounds, 2 assists, 1 steal in 31 mins vs. Green Bay (12/12/21)  
► Scored in double figures in consecutive games, including season-high 17 vs. Green Bay (12/12/21).  
► Has 15 career double-digit scoring games, including a career-high 31 vs. Pitt (1/23/21).  
► Has knocked down 82 career 3-pointers on 36.2% shooting, including 39.8% as a freshman.  
► Transferred to K-State from Wake Forest and has 3 seasons of eligibility remaining.

**LAST:** 4 points (2-2 FG, 0-0 3FG, 0-0 FT), 3 rebounds in 15 mins vs. Green Bay (12/12/21)  
► Has seen action in 8 of 9 games, including scoring his first career points vs. Arkansas (11/22/21).  
► Played senior year at Cedarburg High School in 2020-21 after 3 seasons at Brookfield Academy.  
► Averaged 15.9 ppg., 8.9 rpg., 2.6 apg., 0.9 bpg., 0.8 spg., in