



K-STATE MEN'S BASKETBALL

// 2021-22 GAME NOTES

31 NCAA TOURNAMENT APPEARANCES ■ 4 FINAL FOUR [1948, 1951, 1958, 1964] ■ 21 CONFERENCE TITLES

THE MATCHUP // GAME 2

—/— K-STATE WILDCATS

[1-0, 0-0 Big 12]



Head Coach: Bruce Weber [Wisconsin-Milwaukee '78]
Record at K-State: 171-130/10th Year
Career Record: 484-285/24th Year
vs. Omaha: 3-0 [3-0 at K-State]

VS

—/— OMAHA MAVERICKS

[1-1, 0-0 Summit]



Head Coach: Derrin Hansen [Nebraska Wesleyan '91]
Record at Omaha: 248-236/17th Year
Career Record: 249-236/17th Year
vs. K-State: 0-3 [0-3 at Omaha]

Wednesday, Nov. 17, 2021 ■ 7 p.m. (CT) ■ Manhattan, Kan. ■ Bramlage Coliseum [11,654] ■ Big 12 Now

K-STATE CONCLUDES HOMESTAND VS. OMAHA WEDNESDAY

► Kansas State (1-0) returns to the court for the first time in a week on Wednesday night, as the Wildcats play host to Summit League foe Omaha (1-1) at 7 p.m., to conclude their brief 3-game homestand to start the season. K-State opened the season with a 67-57 win over Florida A&M at Bramlage Coliseum on November 10.

► K-State and Omaha will be playing for the fourth time (2014, 2016, 2020) in the last 8 seasons, including the second consecutive season. The last meeting had quite the thrilling ending with then freshman **Selton Miguel** knocking down a 3-pointer with 9.7 seconds left to lift the Wildcats to a 60-58 win over the Mavericks.

► K-State will attempt to go 2-0 to start a season for seventh time in the last 8 seasons but for the first time since 2019-20. The Wildcats started the 2020-21 season with consecutive losses (Drake, Colorado) for the first time since 2002-03.

SERIES HISTORY

Overall	K-State leads 3-0
Current Streak	K-State, 3
In Manhattan	K-State leads 3-0
At Bramlage Coliseum	K-State leads 3-0
Last Meeting	W, 60-58 [12/29/20 in Manhattan]
Weber vs. Hansen	3-0 [3-0 at home]

OPENING TIP

► Due to a scheduling quirk, K-State returns to the court on Wednesday night for just its second game of the season. Bramlage Coliseum has been unavailable as the women's basketball team played host to the first-round games of the WNIT with doubleheaders on Nov. 12, 14 and 15 sandwiched between a home football game at Bill Snyder Family Stadium on Nov. 13.

► The Wildcats are coming off a 67-57 win over Florida A&M on November 10, in which, the team broke open a tight contest with a 12-2 run midway through the second half. Sophomore reserve **Selton Miguel** scored all 10 of his points in this pivotal stretch, which flipped a one-point deficit (42-43) with 13:28 to play into a 9-point advantage (54-45) with 9:17 remaining.

► The run enabled K-State to stretch ahead and build as much as a 13-point lead en route to the victory. The Rattlers led by as many as 4 points on multiple occasions in the first half, and after falling behind by 5 (31-26) right before halftime, surged back ahead moments after halftime.

► K-State relied on its usually strong defense to earn its 23rd win in the last 25 home openers, holding an opponent below 60 points for the 104th time under head coach **Bruce Weber**. The Wildcats held the Rattlers to just 41.5 percent (22-of-53) shooting, including 20 percent (3-of-15) from 3-point range, and forced 18 turnovers, of which, were converted into 19 points.

► K-State and Omaha played a thriller last season in Manhattan, as the Mavericks rallied from an 8-point deficit (45-37) early in the second half to set the stage for a back and forth contest the rest of the way. The teams battled through 6 lead changes and 4 ties in the last 11 minutes and neither team led by more than 2 points in the last 8:33.

► The 3-pointer by Miguel that gave K-State the 60-58 win with 9.7 seconds left came just moments after Omaha had taken a 58-57 lead on a pair of free throws by senior **Ayo Akinwale** with 17 seconds left. Akinwale led all scorers with 19 points, including 14 in the second half, on 7-of-9 shooting, including 3 triples.

► There will be 11 players returning from last season's matchup, including 4 of K-State's 5 starters (**Davion Bradford**, **Mike McGuirl**, **Selton Miguel** and **Nijel Pack**). McGuirl (13) and Miguel (11) each scored in double figures in the last game between the schools with McGuirl going 5-of-13 from the field to go with a game-high 6 assists and 4 rebounds in 39 minutes, while all 3 of Miguel's made field goals came from 3-point range in 35 minutes of action.

► Omaha enters Wednesday's game with a 1-1 record after nearly pulling off a 29-point comeback against Ball State on Saturday. The Mavericks scored 48 points in the second half on 50 percent shooting, including 46.2 percent from 3-point range. The team was balanced with seven players connecting on at least 3 made field goals led by freshman **Frankie Fidler** (13) and junior **Kyle Luedtke** (10).

► The Mavericks return 10 players, including 2 starters, from a squad looking to rebound from last year's 5-20 campaign. They also welcome a pair of high-level transfers in **Akol Arop** (Nebraska) and **Isaiah Pooh Bear Chandler** (WSU).



Sophomore Nijel Pack led the Wildcats in the season-opening night win over Florida A&M with 18 points on 6-of-11 field goals, including 4-of-7 from 3-point range, to go with 3 rebounds, 3 assists and 2 steals in 31 minutes.

■ K-STATE'S PROJECTED ROTATION (Based on last game)

Starters	Ht.	Wt.	Yr.-Exp.	Hometown	PPG	RPG	AST	FG%	3FG%	FT%	MPG
G 00 MIKE MCGUIRL	6-3	200	Sr.-4L	Ellington, Conn.	3.0	4.0	1.0	0.0	0.0	75.0	15.1
<i>The senior returns for a fifth season after leading the team in most offensive categories, including points, double-digit scoring games, field goals, 3-pointers and assists.</i>											
G 13 MARK SMITH	6-4	225	Sr.-TR	Edwardsville, Ill.	12.0	6.0	1.0	40.0	33.3	50.0	33.4
<i>The fifth-year transfer has averaged nearly 8.9 ppg. in his career at both Illinois (2017-18) and Missouri (2018-21), while totaling 158 career 3-pointers on 35.2% shooting.</i>											
G 24 NIJEL PACK	6-0	180	So.-1L	Indianapolis, Ind.	18.0	3.0	3.0	54.6	57.1	1.000	31.0
<i>The dynamic guard enjoyed one of the best freshmen seasons in school history, becoming the first rookie to lead the team in scoring (12.7 ppg.) since 2013-14.</i>											
F 25 ISMAEL MASSOUD	6-9	210	So.-TR	East Harlem, N.Y.	5.0	3.0	0.0	40.0	33.3	—	26.0
<i>The transfer averaged 6.2 ppg. in his 53-game career at Wake Forest, connecting on 36% from the field, including 36.3% from 3-point range.</i>											
C 20 KAOSI EZEAGU	6-10	255	Jr.-1L	Brampton, Ontario	7.0	5.0	3.0	50.0	—	62.5	18.2
<i>The junior big man started the first 4 games of 2020-21 before a knee injury sidelined him for 10 games. He returned to play in the last 15 games with 2 starts.</i>											

Key Reserves	Ht.	Wt.	Yr.-Exp.	Hometown	PPG	RPG	AST	FG%	3FG%	FT%	MPG
G 1 Markquis Nowell	5-8	160	Jr.-TR	Harlem, N.Y.	6.0	2.0	6.0	40.0	0.0	1.000	23.2
G 3 Selton Miguel	6-4	210	So.-1L	Luanda, Angola	10.0	7.0	1.0	66.7	1.000	0.0	23.9
F 21 Davion Bradford	7-0	270	So.-1L	St. Louis, Mo.	3.0	3.0	0.0	50.0	—	50.0	14.0
G 22 Luke Kasubke	6-5	190	So.-1L	St. Louis, Mo.	3.0	0.0	0.0	33.3	50.0	—	13.3
F 33 Logan Landers	6-9	215	Fr.-HS	Cedarburg, Wis.	0.0	0.0	0.0	—	—	—	1.4

■ 2021-22 SCHEDULE/RESULTS

OVERALL RECORD: 1-0

Big 12: 0-0 ■ Non-Conference: 1-0

Home: 1-0 ■ Away: 0-0 ■ Neutral: 0-0

■ NOVEMBER (1-0)

Thurs. 4	PITTSBURG STATE (Exh.)	Big 12 Now	W, 78-59
Wed. 10	FLORIDA A&M	Big 12 Now	W, 67-57
Wed. 17	OMAHA	Big 12 Now	7 pm

Hall of Fame Classic (T-Mobile Center, Kansas City, Mo.)

Mon. 22	vs. Arkansas	ESPN	8 pm
Tues. 23	vs. Cincinnati/Illinois	ESPN2	tbd
Sun. 28	NORTH DAKOTA	Big 12 Now	4 pm

■ DECEMBER (0-0)

Wed. 1	UALBANY	Big 12 Now	7 pm
Sun. 5	@Wichita State^	ESPN	5 pm

BIG EAST/Big 12 Battle (Bramlage Coliseum, Manhattan, Kan.)

Wed. 8	MARQUETTE	ESPN2/U	8 pm
Sun. 12	GREEN BAY	Big 12 Now	4 pm
Sun. 19	@Nebraska	B10 Network	5 pm
Tues. 21	MCNEESE STATE	Big 12 Now	7 pm
Wed. 29	MORGAN STATE	Big 12 Now	7 pm

■ JANUARY (0-0)

Sat. 1	@Oklahoma*	ESPN	7 pm
Tues. 4	TEXAS*	Big 12 Now	7 pm
Sat. 8	@West Virginia*	Big 12 Now	1 pm
Wed. 12	TCU*	ESPN	8 pm
Sat. 15	TEXAS TECH*	ESPN2	11 am
Tues. 18	@Texas*	LHN	7:30 pm
Sat. 22	KANSAS*	Big 12 Now	3 pm
Tues. 25	@Baylor*	Big 12 Now	7 pm

Big 12/SEC Challenge (Black Pavilion at Ole Miss, Oxford, Miss.)

Sat. 29	@Ole Miss	ESPN	3 pm
---------	-----------	------	------

■ FEBRUARY (0-0)

Wed. 2	OKLAHOMA STATE*	ESPN2/U	8 pm
Sat. 5	@TCU*	ESPN2/U	7 pm
Wed. 9	BAYLOR*	Big 12 Now	7 pm
Sat. 12	@Iowa State*	ESPN	tbd
Mon. 14	WEST VIRGINIA*	ESPN2	6 pm
Sat. 19	@Oklahoma State*	ESPN2/U	1 pm
Tues. 22	@Kansas*	ESPN2	8 pm
Sat. 26	IOWA STATE*	ESPN	1 pm
Mon. 28	@Texas Tech*	ESPN2	8 pm

■ MARCH (0-0)

Sat. 5	OKLAHOMA*	Big 12 Now	3 pm
--------	-----------	------------	------

Phillips 66 Big 12 Championship (T-Mobile Center, Kansas City, Mo.)

Wed. 9	First Round	ESPN	6/8 pm
Thurs. 10	Quarterfinals	ESPN2/U	
Fri. 11	Semifinals	ESPN/U	6/8 pm
Sat. 12	Championship	ESPN	8 pm

Home Games in BOLD CAPS | *Big 12 Conference Game

^Played at INTRUST Bank Arena [Wichita, Kan.]

All Times Central and Subject to Change | Rankings: AP/USA Today Coaches

■ GAME INFORMATION

TELEVISION: BIG 12 NOW ON ESPN+

App: ESPN | **Online:** plus.espn.com/big-12

Play-by-Play: Ben Boyle | **Analyst:** Stan Weber

Sideline Reporter: Katherine Benhardt

RADIO: K-STATE SPORTS NETWORK

App: Varsity Network/SXM 973 | **Online:** XM 383
www.kstatesports.com/watch [free]

Play-by-Play: Wyatt Thompson | **Analyst:** Matt Walters

LIVE STATS

www.kstatesports.com
kstate.statbroadcast.com [media only]

SOCIAL MEDIA: #KSTATEMBB

Twitter: @KStateMBB // @kstatesports

Instagram: kstatembb

Facebook: /kstatembb


YouTube: /KStateSports

ATHLETICS COMMUNICATIONS

Tom Gilbert | Director of Men's Basketball Communications | E: tgilbert@kstatesports.com | O: (785) 532-7979 | C: (785) 587-7868

■ QUICK FACTS

Kansas State University
Manhattan, KS 66502



Founded	1863
Enrollment	20,229 (Fall 2021)
Nickname	Wildcats
School Colors	Purple (PMS 2695C) and White
Conference	Big 12
President	Richard B. Myers (Kansas State '65) set to retire in December 2021
Director of Athletics	Gene Taylor (Arizona State '80)
Faculty Athletics Representative	Dr. Be Stoney (UTEP '81)

ALL-TIME RECORD

118th season of Kansas State men's basketball	
First Year of Basketball	1903
Overall Record	1,682-1,196 (.584)
Postseason Tournament Appearances	38 (31 NCAA, 7 NIT)
Postseason Tournament Record	43-43 (.500)
NCAA Tournament Appearances	31
	<i>tied for 20th-most nationally in Division I</i>
NCAA Tournament Record	37-35 (.514)
Conference Tournament Record (1977-present)	37-42 (.468)
Big 12 Championship Record (1996-present)	17-24 (.415)

BRAMLAGE COLISEUM

Opened	Nov. 26, 1988
	<i>defeated Purdue, 81-77</i>
Capacity	11,684
Overall Record	394-137 (.742)
Conference Record (Big Eight/12)	156-110 (.587)
Weber's Record at Bramlage Coliseum	109-41 (.725)

NCAA TOURNAMENT HISTORY

Appearances (31): 1948, 1951, 1956, 1958, 1959, 1961, 1964, 1968, 1970, 1972, 1973, 1975, 1977, 1980, 1981, 1982, 1987, 1988, 1989, 1990, 1993, 1996, 2008, 2010, 2011, 2012, 2014, 2017, 2018, 2019
Final Four (4): 1948, 1951, 1958, 1964
Elite Eight (12): 1951, 1958, 1959, 1961, 1964, 1972, 1973, 1975, 1981, 1988, 2010, 2018
Sweet 16 (17): 1951, 1956, 1958, 1959, 1961, 1964, 1968, 1970, 1972, 1973, 1975, 1977, 1981, 1982, 1988, 2010, 2018

CONFERENCE CHAMPIONSHIPS

Appearances (31): 1948, 1951, 1956, 1958, 1959, 1961, 1964, 1968, 1970, 1972, 1973, 1975, 1977, 1980, 1981, 1982, 1987, 1988, 1989, 1990, 1993, 1996, 2008, 2010, 2011, 2012, 2014, 2017, 2018, 2019
Final Four (4): 1948, 1951, 1958, 1964
Elite Eight (12): 1951, 1958, 1959, 1961, 1964, 1972, 1973, 1975, 1981, 1988, 2010, 2018
Sweet 16 (17): 1951, 1956, 1958, 1959, 1961, 1964, 1968, 1970, 1972, 1973, 1975, 1977, 1981, 1982, 1988, 2010, 2018

CONFERENCE TOURNAMENT TITLES

Titles (2): 1977, 1980
Finals Appearances (8): 1977, 1978, 1980, 1981, 1988, 1993, 2010, 2013

■ MEDIA RESOURCES

CREDENTIALS

Outlets interested in obtaining credentials to cover K-State men's basketball home games must apply for credentials via Sports Systems. Applications for season and single-game credentials should be submitted at least one week in advance of the game(s) one plans to cover.

Link: www.sportssystem.com/kstate/basketball

MEDIA AVAILABILITY // COVERING PRACTICE

Head coach **Bruce Weber** and requested players will typically be available for interviews twice a week during the season. Please contact basketball SID **Tom Gilbert** (tgilbert@kstatesports.com) for dates and times. All weekly interviews will be done via Zoom for the ease and convenience for all parties.

Select K-State men's basketball practices are open to the media. Please contact **Tom Gilbert** on a weekly basis for those dates and times.

2021-22 KANSAS STATE WILDCATS



MIKE MCGUIRL **00**

G / 6-3 / 200 / Sr.-4L
Ellington, Conn.



MARKQUIS NOWELL **1**

G / 5-8 / 160 / Jr.-TR
Harlem, N.Y.



MAXIMUS EDWARDS **2**

G / 6-5 / 220 / Fr.-HS
Stratford, Conn.



SELTON MIGUEL **3**

G / 6-4 / 210 / So.-1L
Luanda, Angola



SERYEE LEWIS* **4**

F / 6-9 / 230 / So.-1L
Chicago, Ill.



CARLTON LIGUAND, JR. **12**

F / 7-0 / 220 / Jr.-1L
San Antonio, Texas



MARK SMITH **13**

G / 6-4 / 225 / Sr.-TR
Edwardsville, Ill.



DREW HONAS* **14**

G / 6-2 / 175 / Sr.-1L
Medicine Lodge, Kan.



TREY HARRIS* **15**

G / 5-11 / 165 / So.-TR
Bloomington, Ill.



KAOSI EZEAGU **20**

F / 6-10 / 255 / Jr.-1L
Brampton, Ontario



DAVION BRADFORD **21**

F / 7-0 / 270 / So.-1L
St. Louis, Mo.



LUKE KASUBKE **22**

G / 6-5 / 190 / So.-1L
St. Louis, Mo.



JORDAN BROOKS* **23**

F / 6-9 / 190 / So.-1L
Grayson, Ky.



NIJEL PACK **24**

G / 6-0 / 180 / So.-1L
Indianapolis, Ind.



ISMAEL [ISH] MASSOUD **25**

F / 6-9 / 210 / So.-TR
East Harlem, N.Y.



LOGAN LANDERS **33**

F / 6-9 / 215 / Fr.-HS
Cedarburg, Wis.



BRUCE WEBER **HC**

Head Coach
10th Season
Wisconsin-Milwaukee '78

NUMERICAL

No	Name	Pos	Ht	Wt	Yr-Exp	Hometown (Schools)
00	Mike McGuirl	G	6-3	200	Sr.-4L	Ellington, Conn. (East Catholic)
1	Markquis Nowell	G	5-8	160	Jr.-TR	Harlem, N.Y. (St. Patrick/Little Rock)
2	Maximus Edwards	G	6-5	220	Fr.-HS	Stratford, Conn. (Our Saviour Lutheran School [N.Y.]
3	Selton Miguel	G	6-4	210	So.-1L	Luanda, Angola (West Oaks Academy [Fla.])
4	Seryee Lewis^	F	6-9	230	So.-1L	Chicago, Ill. (Compass Prep [Ariz.])
12	Carlton Liguand, Jr.	F	7-0	220	Jr.-1L	San Antonio, Texas (Stevens/Temple College [Texas])
13	Mark Smith	G	6-4	225	Sr.-TR	Edwardsville, Ill. (Edwardsville/Ilinois/Missouri)
14	Drew Honas*	G	6-0	170	Jr.-TR	Medicine Lodge, Kan. (Medicine Lodge/Pratt Community College)
15	Trey Harris*	G	5-11	165	So.-TR	Bloomington, Ill. (Bloomington/Indian Hills Community College)
20	Kaosi Ezeagu	F	6-10	255	Jr.-1L	Brampton, Ontario (GTA Prep/UTEP)
21	Davion Bradford	F	7-0	270	So.-1L	St. Louis, Mo. (Mehlville)
22	Luke Kasubke	G	6-5	190	So.-1L	St. Louis, Mo. (Chaminade)
23	Jordan Brooks*	F	6-4	190	So.-TR	Grayson, Ky. (East Carter/Bosco Institute [Ind.]/Iona)
24	Nijel Pack	G	6-0	180	So.-1L	Indianapolis, Ind. (Lawrence Central)
25	Ismael [ish] Massoud	F	6-9	210	So.-TR	East Harlem, N.Y. (The MacDuffie School/Wake Forest)
33	Logan Landers	F	6-9	215	Fr.-HS	Cedarburg, Wis. (Cedarburg)

COACHING STAFF

Head Coach: Bruce Weber (Wisconsin-Milwaukee '78), 24th Season // 10th Season at K-State
Associate Head Coach: Chris Lowery (Southern Illinois '95), 10th Season
Assistant Coach: Jermaine Henderson (Miami [Ohio] '97), Fifth Season
Assistant Coach: Shane Southwell (Kansas State '14, '19), Fourth Season [Second as an assistant coach]
Director of Operations: Drew Speraw (UCF '09), 10th Season

SUPPORT STAFF

Director of Student-Athlete Development: Mike Furlong (Hillsdale '15), Seventh Season
Video Coordinator: Nate Michael (McKendree '18, '19), Third Season [First in a full-time role]
Strength and Conditioning Coach: A.J. Kloss (Iowa '13, Kansas State, '16), First Season
IFBC Sports Medicine Coordinator/Athletic Trainer: Luke Sauber (Kansas State '05), Eighth Season
Recruiting Coordinator/Assistant to Head Coach: Bailey Bachamp (Kansas State '11), 10th Season
Graduate Student Manager: Curtis Kelly (Kansas State '11), First Season
Graduate Student Manager: Zack Price (Missouri Western '15, '18), First Season

PRONUNCIATION GUIDE

DAVION Bradford	DAVE-eh-on	ISMAEL [ISH] MASSOUD	ish-MAY-el mah-SUED
KAOSI EZEAGU	K-C Easy-A-GOO	Mike MCGUIRL	muh-GIRL
Drew HONAS	HO-nus	SELTON Miguel	SELL-ton
Luke KASUBKE	KAH-soup-KEY	MARKQUIS NOWELL	mar-KEESE no-WELL
SERYEE Lewis	Pronounced like Siri	NIJEL Pack	Pronounced like Nigel

*Walk-on | ^Will redshirt the 2021-22 season after suffering an injury in the preseason.

NOTE: Kansas State has elected to advance players' classification even though the 2020-21 season did not affect eligibility. Those that wish to take advantage of the extra year will be listed as a senior again after their original eligibility would have been exhausted.

>>> BY THE NUMBERS

22

K-State's depth showed in the Florida A&M win, as the bench posted a 22-7 advantage, including a 10-point effort by sophomore **Selton Miguel**. All 10 points came in a 12-2 run that flipped a 1-point deficit into 9-point lead.

92

After the 67-57 win over Florida A&M, K-State moved to 92-26 all-time in season openers dating back to 1903, including an 80-10 mark in openers played at home. The Wildcats have now won 23 of their last 25 home openers.

104

After holding Florida A&M to 57 points in the opener, K-State has now held 104 opponents to under 60 points under head coach **Bruce Weber**. It marked the seventh time in the last 10 openers a foe has been held under 60.

TEAM NOTES

■ SERIES HISTORY

- **Overall:** K-State leads 3-0
- **In Manhattan:** K-State leads 3-0
- **Active Streak:** K-State, 3
- **Weber vs. Omaha:** Weber leads 3-0
- **K-State vs. Summit League:** 55-3 [48-0 at home]
- **Weber vs. Derrin Hansen:** Weber leads 3-0



SERIES HISTORY [3-0]

Date	Rank	Result	Score	Location
12/2/2014	—/—	W	84-66	Manhattan
11/15/2016	—/—	W	81-68	Manhattan
12/29/2020	—/—	W	60-58	Manhattan

LAST MEETING:

(in Manhattan, Kan.; Dec. 29, 2020)
K-State 60, Omaha 58

- Freshman **Selton Miguel** connected on a 3-pointer with 9.7 seconds to lift K-State to a 60-58 win over Omaha in the last meeting between the teams at Bramlage Coliseum on December 29, 2020.
- The 3-pointer by Miguel came just moments after Omaha had taken a 58-57 lead on a pair of free throws by senior guard **Ayo Akinwale** with 17 seconds to play. Akinwale led all scorers with 19 points, including 14 in the second half on 7-of-9 field goals, including 3-of-4 from 3-point range.
- With the Wildcats leading 45-37 with 14:37 to play, the Mavericks used an 8-0 run over a 3-minute span to knot the game at 45-all and set the stage for a back and forth contest the rest of the way. The teams battled through 6 lead changes and 4 ties in the last 11 minutes and neither team led by more than 2 points in the last 8:33.

Omaha (2-8)

No.	Name	FG	3FG	FT	RB	PF	TP	A	BLK	S	MIN
13	Wanjiang Tut	f	0-7	0-0	2-2	9	4	2	1	0	28
40	Matt Pile	f	2-7	0-0	1-2	5	1	5	2	0	30
00	Sam'i Roe	g	4-10	3-8	1-2	4	1	12	1	0	29
10	Ayo Akinwale	g	7-9	3-4	2-2	3	2	19	2	0	30
23	Marlon Ruffin	g	2-4	1-3	1-2	1	1	6	2	0	17
02	Darrius Hughes	g	1-4	0-0	1-2	8	2	3	0	1	22
22	Marco Smith	g	3-6	0-2	0-1	2	0	6	1	0	21
20	Jadin Booth	g	0-1	0-1	1-2	0	0	1	1	0	14
11	La'Mel Robinson	g	1-2	1-1	1-2	2	2	4	1	0	11
TEAM		1									
TOTALS		20-50	8-19	10-17	35	13	58	11	1	2	200

	1st Half	2nd Half	Game
Field Goals	42.3	37.5	40.0
3-Point FG	36.4	50.0	42.1
Free Throws	66.7	54.5	58.8

Kansas State (5-5)

No.	Name	FG	3FG	FT	RB	PF	TP	A	BLK	S	MIN
21	Davion Bradford	f	3-5	0-0	1-2	10	7	0	0	1	22
00	Mike McGuirl	g	5-13	2-9	1-3	4	2	13	6	0	39
02	Selton Miguel	g	3-14	3-8	2-3	2	2	11	2	1	35
03	DaJuan Gordon	g	3-5	0-2	0-0	10	4	6	5	0	32
24	Nijel Pack	g	4-11	1-6	0-0	2	0	9	1	0	25
05	Rudi Williams	g	3-11	1-5	0-0	3	2	7	2	1	25
12	Carlton Lingard, Jr.	g	3-3	1-1	0-0	3	1	7	0	0	13
04	Seryee Lewis	g	0-0	0-0	0-0	1	2	0	0	0	9
TEAM		4									
TOTALS		24-62	8-31	4-8	39	17	60	16	3	11	200

	1st Half	2nd Half	Game
Field Goals	38.7	38.7	38.7
3-Point FG	27.8	23.1	25.8
Free Throws	60.0	33.3	50.0

Officials: Gary Maxwell, John Higgins, Chance Moore
Technical Fouls: Omaha-None, Kansas State-None.
Attendance: 519

Score by Periods	1st	2nd	Total
Omaha	30	28	58
Kansas State	32	28	60

players in **BOLD** could play in Wednesday's game

NOTES ON OMAHA

► Omaha (1-1) has split its first 2 games of the season, opening the season with a 67-57 win over Division II Hastings College on Nov. 9 before Saturday's 73-69 loss at Ball State on Saturday afternoon. The Mavericks are in the midst of 5-game road trip, which includes visits to Montana (Nov. 20), Texas Tech (Nov. 23) and Purdue (Nov. 26).

► Omaha enters Wednesday's game with a momentum after nearly pulling off a 29-point comeback against Ball State on Saturday. The Mavericks trailed 44-15 with just over 2 minutes to play in the first half then was behind 56-30 with just over 15 minutes to play in the game. However, the team scored 34 of the next 43 points to close to within 65-64 with 3:41 to play. They had a number of chances to take the lead in the waning minutes, including a layup in the last few seconds to tie the game, before the Cardinals closed it out from the free throw line.

► The Mavericks are averaging 68 points per game on 42.5 percent shooting, including 26.3 percent from 3-point range, with 38.5 rebounds, 10.0 assists, 8.5 steals and 2.5 blocks per game, while allowing opponents to average 65 points on 37.9 percent shooting, including 35.7 percent from long range. The team is connecting on 77.4 percent from the free throw line.

► Two players are averaging in double figures led by freshman **Frankie Fidler**, who is averaging 14.0 points on 52.9 percent shooting, including 37.5 percent from 3-point range, in a pair of starts. Junior **Kyle Luedtke** is also averaging in double figures at 10 points per game on 37.5 percent shooting, including 40 percent from long range, and team-high 5.5 rebounds in 2 outings. Four others are averaging better than 7.5 points per game, including 9.0 points per game by senior **Marco Smith** and 8.0 points per game by senior **Isaiah Pooh Bear-Chandler**. Smith is a formerly played at Kansas City (2017-18) and Pooh-Bear Chandler is a transfer from Wichita State (2018-21).

► Omaha is in its 109th season of basketball, but just its 11th at the Division I level. The Mavericks have posted a 139-167 record since making the move to Division I in 2011-12, which includes 16 or more wins 5 times in the last 8 seasons, including a 21-win season in 2018-19.

► Head coach **Derrin Hansen** is in his 17th season at Omaha with a 249-236 record, which includes 8 winning seasons and 3 20-win seasons.

SERIES HISTORY

► K-State and Omaha will meet for the fourth time on Wednesday in a series that dates to 2014. The Wildcats have won the 3 previous meetings with the Mavericks, posting an 84-66 win on Dec. 2, 2014 and 81-68 on Nov. 15, 2016 before last year's dramatic 60-58 win on Dec. 29, 2020.

► Then freshman **Selton Miguel**'s 3-pointer with 9.7 seconds lifted K-State to its dramatic 60-58 win in the last meeting between the two teams. He was joined in double figures by senior **Mike McGuirl**, who enjoyed a solid stat line with 13 points, a game-high 6 assists and 4 rebounds in 39 minutes. Senior **Ayo Akinwale** led the Mavericks with a game-high 19 points, while current junior **Sam'i Roe** added 12 points. Current Mavs **Wanjiang Tut** (9) and **Darrius Hughes** (8) combined for 17 of the team's 35 rebounds.

► Head coach **Bruce Weber** is 3-0 in his career vs. Omaha, coaching K-State during the wins in 2014, 2016 and 2020.

► K-State is 55-3 all-time against teams from the Summit League, including a 48-0 mark in games played at home. The matchup with Omaha will be the first of 2 meetings with Summit League foes, as North Dakota visits Manhattan for the next home game on Sunday, Nov. 28.

UP NEXT: HALL OF FAME CLASSIC

► K-State will compete in the 21st annual Hall of Fame Classic powered by Motels.com from Monday-Tuesday, Nov. 22-23 at the T-Mobile Center in Kansas City against a stellar field, including No. 10 Illinois (2-1), No. 16 Arkansas (2-0) and Cincinnati (2-0). This will be the third time K-State has participated in the event, advancing to the championship game in both 2010 and 2015.

► K-State will face No. 16 Arkansas (2-0) in the second game of Monday's doubleheader around 8 p.m., CT, following the first game between No. 10 Illinois (2-1) and Cincinnati (2-0). The winners will meet in Tuesday's championship game at 8:30 p.m., CT with the consolation game set for 6 p.m., CT.

■ STAT COMPARISON (2021-22 stats)

Category	K-State	Omaha
Overall Record	1-0	1-1
Scoring Average	67.0	68.0
Opp. Scoring Average	57.0	65.0
Scoring Margin	+10.0	+3.0
FG Percentage	42.0	42.5
Opp. FG Percentage	41.5	37.9
3-point FG Percentage	40.9	26.3
3-point FG/Game	9.0	5.0
FT Percentage	64.0	77.4
Rebounds/Game	35.0	38.5
Rebounding Margin	+3.0	+2.0
Assists/Game	15.0	10.0
Turnovers/Game	14.0	10.0
Turnover Margin	+4.0	+3.0
Assist/Turnover Ratio	1.1	1.0
Steals/Game	5.0	8.5
Blocks/Game	0.0	2.5

LAST TIME OUT:

K-STATE 67, FLORIDA A&M 57

► Sophomore reserve **Selton Miguel** scored all 10 of his points in a pivotal stretch in the second half to help propel K-State past Florida A&M, 67-57, in the opener for both teams on Nov. 10 before 5,296 fans at Bramlage Coliseum.

► Miguel, who went scoreless in the first half, caught fire at the right moment in the second half for the Wildcats, which was in a back and forth affair with the Rattlers (0-1). He scored all 10 of his points in a 12-2 run that flipped a one-point deficit (42-43) with 13:28 to play into a 9-point advantage (54-45) with 9:17 remaining. He ignited the pivotal run with a layup that gave K-State the lead for good at 44-43 with 12:49 to play then followed with a jumper for a 5-point lead (48-43) before capping the run with consecutive 3-pointers.

► K-State was able to break open an early back-and-forth contest with a pivotal 10-1 run over a 3-minute span late in the first half. Moments after Pitt State tied the game at 18-all with just over 8 minutes to play before halftime, sophomore **Ish Massoud** ignited the 10-1 run with a pull-up jumper. It was followed by a 3-pointer from junior **Markquis Nowell**, layups by fifth-year **Mark Smith** and Miguel and a 3-pointer by fifth-year senior **Mike McGuirl**.

► The run enabled the Wildcats to stretch ahead and build as much as a 13-point lead en route to the victory. The Rattlers led by as many as 4 points on multiple occasions in the first half, and after falling behind by 5 (31-26) right before halftime, surged back ahead moments after halftime.

► K-State relied on its usually strong defense to earn its 23rd win in the last 25 home openers, holding a foe below 60 points for the 104th time under **Bruce Weber**. The Wildcats held the Rattlers to 41.5 percent (22-of-53) shooting, including 20 percent (3-of-15) from 3-point range, and forced 18 turnovers.

► Miguel was joined in double figures by fellow sophomore **Nijel Pack**, who led the team with 18 points on 6-of-11 field goals, including 4-of-7 from 3-point range, and fifth-year senior **Mark Smith**, who collected 12 points on 4-of-10 shooting and 6 rebounds. Junior **Kaosi Ezeagu** had solid stat line with 7 points, 5 rebounds and 3 assists in just 18 minutes.

► With the win, K-State moved to 92-26 all-time in season openers dating back to 1903, including a 28-3 mark at Bramlage Coliseum. The Wildcats are now 8-2 in season openers under head coach **Bruce Weber**.

QUOTING BRUCE WEBER

It was tough, hard fought game, and we, as coaches, expected it. We made some mistakes, but I thought we stepped up in the second half.

TEAM NOTES

NON-CONFERENCE HISTORY

- K-State has a 116-13 (.898) record at home venues (includes home games played at Bramlage Coliseum, INTRUST Bank Arena in Wichita and the T-Mobile Center in Kansas City) in non-conference play dating back to the 2006-07 season, including a 107-11 (.906) mark at Bramlage Coliseum
- Despite seeing their 33-game winning streak end at Bramlage Coliseum with a loss to Marquette on Dec. 7, 2019, the Wildcats have still won 103 of their last 114 non-conference home games. The last home non-conference loss before Marquette came against Georgia, 50-46, on Dec. 31, 2014.
- K-State has posted a 152-47 (.763) record in non-conference play since the 2006-07 season. Prior to the 2020-21 season, the Wildcats had posted double-digit non-conference wins in 12 of the last 13 seasons.
- Head coach **Bruce Weber** is 83-31 (.726) in non-conference play since he arrived at K-State, including a 64-11 (.851) mark at home.
- K-State finished 2020-21 non-conference season with a 4-5 record after dropping the SEC/Big 12 Challenge game to Texas A&M on Jan. 30. After starting the season with losses in 4 of the first 5 games, the Wildcats rebounded to win 3 of their last 4 non-conference. Despite the momentum to end the season, the team still suffered their first non-conference losing record in 50 years since the 1970-71 season.

LEADING WITH DEFENSE

- K-State has developed a strong reputation as defensive team under head coach **Bruce Weber**, ranking among the top-60 nationally in opponent points per game 6 times in the 9 seasons. The Wildcats ranked fourth nationally in scoring defense (59.6 ppg.) during its Big 12 Championship season in 2018-19, while they placed 36th (60.4 ppg.) in 2012-13 and 46th (67.0 ppg.) in 2017-18.
- K-State has held 209 opponents (out of 301 total) under 70 points during **Bruce Weber's** tenure, including a program-best 31 in 2012-13. The Wildcats have also held 104 opponents under 60 points in that span, while 29 have scored less than 50 points in his tenure.
- In addition to its scoring defense, K-State has ranked among the top-40 in opponent 3-point field goal percentage 3 times (2013-14, 2015-16 and 2018-19) and among the top-50 in steals on 5 occasions (every season from 2015-16 to 2019-20) in the **Bruce Weber** era. Twice (2016-17 and 2019-20) the school has ranked the top-45 in opponent turnovers.

■ NON-CONFERENCE SUCCESS

Year	Overall	Home	Bramlage
2006-07	11-4	7-0	7-0
2007-08	10-4	8-1	7-1
2008-09	12-3	11-0	10-0
2009-10	13-1	9-0	8-0
2010-11	12-3	9-1	8-1
2011-12	11-1	7-0	6-0
2012-13	11-2	9-0	8-0
2013-14	10-3	7-1	7-1
2014-15	7-6	6-2	5-2
2015-16	11-2	8-0	8-0
2016-17	11-2	8-0	8-0
2017-18	11-2	8-1	8-0
2018-19	10-3	7-0	6-0
2019-20	7-6	6-2	6-1
2020-21	4-5	4-5	4-5
2021-22	1-0	1-0	1-0
Total	152-47 (.763)	116-13 (.898)	107-11 (.906)

- The Wildcats have held opponents to under 40 percent shooting in 100 games in the **Bruce Weber** era, including under 35 percent in 48 games.
- K-State struggled mightily across the board during the 2020-21 season, but no more than on defensive end, allowing 80 or more points 7 times in the first 21 games, including allowing 100 or more points in both regular-season games with eventual national champion Baylor. However, the Wildcats were able to win 4 of their last 7 games due to their improved defense, as they held 5 of those 7 opponents under 60 points. During the last 7 games of the season, the team held their opponents to 59.3 points on 40.6 percent shooting (146-360), including 26.1 percent (36-of-138) from 3-point range.
- K-State has started the season off where they left off at the end of the 2020-21 season, as defense played a major role in the 67-57 win over Florida A&M. It marked the 104th time under Weber that the Wildcats have held opponent under 60 points, as the Rattlers connected on just 41.5 percent (22-of-53) from the field, including 20 percent (3-of-15) from 3-point range. The Wildcats were able to capitalize on turnovers, converting 18 turnovers into 19 points.

IMPROVED EXPERIENCE/DEPTH

- It has been well chronicled how young the Wildcats were during the 2020-21 season, as only 11 Division I schools were less experienced than K-State with only Auburn and Duke less experienced among teams in the Power 6 (ACC, Big East, Big Ten, Big 12, Pac-12 and SEC). The 11 underclassmen were the third-most of any Power 6 school, trailing Louisville (13) and Mississippi State (12), while the 3 upperclassmen were the fourth-fewest, trailing just Stetson (1), Auburn (2) and UC Irvine (2). In addition, K-State was one of 10 schools to start at least 3 true freshmen in one game with trio of **Davion Bradford**, **Selton Miguel** and **Nijel Pack** starting in 17 of the team's 29 games.
- K-State is hoping that the return of 9 of 14 lettermen, including super senior **Mike McGuirl** and sophomores Bradford, Miguel and Pack, as well as the influx of 7 newcomers, including 3 Division I transfers in **Ish Massoud** (Wake Forest), **Markquis Nowell** (Little Rock) and **Mark Smith** (Illinois/Missouri) will lead to a dramatic improvement on the court.
- Head coach **Bruce Weber** has remarked numerous times that this improved experience and depth could be a strength for the Wildcats in 2021-22.
- The Wildcats saw 10 players contribute in the season opener with Florida A&M (11/10/21) with 4 of the 5 bench players notching at least one field goal and combining to outscore the Rattlers, 22-7. Miguel scored all 10 of his points on 4-of-6 shooting during a key 12-2 run by K-State, while Nowell added 6 points in his Wildcat debut along with a team-high 6 assists. The team's bench only exceeded that point total in 5 games in 2020-21.

HOPING FOR BETTER INJURY LUCK

- K-State is hoping for better luck on the injury front in 2021-22 after injuries were a major factor in the 2020-21 season, as 9 players combined to miss 75 games, which caused head coach **Bruce Weber** to start 3 true freshmen (**Davion Bradford**, **Selton Miguel** and **Nijel Pack**) a combined 71 times, which ranked second nationally to Kentucky.
- Only one other Division I team (Long Beach State) had more players miss time due to injuries in 2020-21.
- Although that luck has been tested early with promising big man **Seryee Lewis** going down with a season-ending knee injury in the preseason, along with injuries slowing down the progress made by junior big man **Carlton Linguard, Jr.**, and freshman **Maximus Edwards**. There is hope that Linguard and Edwards will return at some point this season.

NATIONAL POLLS

THE ASSOCIATED PRESS POLL

Updated: November 15, 2021

Rank	School	Record	Points	Prv
1.	Gonzaga (55)	2-0	1517	1
2.	UCLA (6)	2-0	1450	2
3.	Kansas	2-0	1400	3
4.	Michigan	2-0	1252	6
5.	Villanova	1-1	1232	4
6.	Purdue	2-0	1223	7
7.	Duke	3-0	1143	9
8.	Texas	1-1	1058	5
9.	Baylor	1-0	1010	8
10.	Illinois	2-0	920	9
11.	Memphis	2-0	886	12
12.	Oregon	2-0	802	13
13.	Kentucky	1-1	773	10
14.	Alabama	2-0	743	14
15.	Houston	2-0	655	15
16.	Arkansas	2-0	646	16
17.	Tennessee	2-0	575	18
18.	North Carolina	2-0	508	19
19.	Ohio State	2-0	438	17
20.	Maryland	3-0	306	21
21.	Auburn	2-0	286	22
22.	St. Bonaventure	2-0	280	23
23.	Connecticut	2-0	236	24
24.	Florida	2-0	141	—
25.	USC	2-0	63	—

Other receiving votes: Virginia Tech 50, Indiana 35, **Texas Tech 27**, BYU 26, Michigan State 18, Florida State 15, Colorado State 15, Arizona 15, Iowa 13, Xavier 12, Syracuse 12, **Oklahoma State 10**, Seton Hall 7, Rutgers 7, Mississippi State 6, St. John's 4, Drake 3, LSU 3, Virginia 2, Furman 2, Loyola Chicago 1, Ohio 1.

COACHES POLL POWERED BY USA TODAY

Preseason: October 27, 2021

Rank	School	Record	Points	Prv
1.	Gonzaga (29)	0-0	771	—
2.	UCLA (2)	0-0	709	—
3.	Kansas	0-0	705	—
4.	Villanova	0-0	658	—
5.	Texas	0-0	634	—
6.	Michigan	0-0	627	—
7.	Purdue	0-0	578	—
8.	Baylor	0-0	542	—
9.	Duke	0-0	490	—
10.	Illinois	0-0	466	—
11.	Kentucky	0-0	438	—
12.	Oregon	0-0	382	—
13.	Alabama	0-0	360	—
14.	Houston	0-0	343	—
15.	Arkansas	0-0	340	—
16.	Memphis	0-0	337	—
17.	Tennessee	0-0	280	—
	Ohio State	0-0	280	—
19.	Florida State	0-0	225	—
20.	North Carolina	0-0	224	—
21.	Maryland	0-0	150	—
22.	Auburn	0-0	87	—
23.	Connecticut	0-0	73	—
24.	St. Bonaventure	0-0	71	—
25.	Virginia	0-0	60	—

Other receiving votes: Michigan State 55, Texas Tech 46, USC 38, West Virginia 18, Indiana 13, Loyola Chicago 9, Virginia Tech 9, Oklahoma State 8, Arizona 8, Creighton 7, Syracuse 6, Colorado State 5, Drake 4, Iowa 3, Richmond 3, Notre Dame 3, Rutgers 2, LSU 2, Colorado 2, Xavier 1, Nevada 1, Butler 1, Boise State 1.

TRACKING K-STATE IN THE POLLS

	AP	Coaches
Pre	—	—
11/15	—	—
11/22	—	—
11/29	—	—
12/6	—	—
12/13	—	—
12/20	—	—
12/27	—	—
12/30	—	—
1/3	—	—
1/10	—	—
1/17	—	—
1/24	—	—
1/31	—	—
2/7	—	—
2/14	—	—
2/21	—	—
2/28	—	—
3/7	—	—
3/14	—	—
Final	—	—



BIG 12 STANDINGS

As of Nov. 16, 2021

Team	Conference				Overall						
	W-L	Pct.	H	A	W-L	Pct.	H	A	N	Stk	
Texas Tech	0-0	.000	0-0	0-0	3-0	1.000	3-0	0-0	0-0	W3	
Baylor	0-0	.000	0-0	0-0	2-0	.000	2-0	0-0	0-0	W2	
Iowa State	0-0	.000	0-0	0-0	2-0	1.000	2-0	0-0	0-0	W2	
Kansas	0-0	.000	0-0	0-0	2-0	1.000	1-0	0-0	1-0	W2	
Oklahoma	0-0	.000	0-0	0-0	2-0	1.000	2-0	0-0	0-0	W2	
TCU	0-0	.000	0-0	0-0	2-0	1.000	2-0	0-0	0-0	W2	
West Virginia	0-0	.000	0-0	0-0	2-0	1.000	2-0	0-0	0-0	W2	
Kansas State	0-0	.000	0-0	0-0	1-0	1.000	1-0	0-0	0-0	W1	
Oklahoma State	0-0	.000	0-0	0-0	2-1	.667	2-1	0-0	0-0	W1	
Texas	0-0	.000	0-0	0-0	1-1	1.000	1-0	0-1	0-0	L1	

Upcoming Schedule

Tuesday, November 16

Oklahoma State vs. UMass-Lowell, 4 p.m.
Alabama State at Iowa State, 7 p.m.

Wednesday, November 17

Oklahoma State vs. N.C. State, 7 p.m.
Central Arkansas at Baylor, 7 p.m.

Omaha at K-State, 7 p.m.

Northern Colorado at Texas, 7:30 p.m.

Thursday, November 18

Oklahoma vs. East Carolina, 6 p.m.
Nicholls State at TCU, 7 p.m.
Stony Brook at Kansas, 7 p.m.

West Virginia at Elon, 8 p.m.

Friday, November 19

West Virginia vs. Ole Miss/Marquette, 6/8 p.m.
Oklahoma vs. ODU/Indiana, tbd

Saturday, November 20

Stanford at Baylor, 12 p.m.
Texas Tech vs. Incarnate Word, 4 p.m.
San Jose State at Texas, tbd

Sunday, November 21

Grambling State at Iowa State, 5 p.m.
Oklahoma vs. TBD, tbd
West Virginia vs. TBD, tbd



Big 12 Preseason Coaches Poll

Team	Pts
1. Kansas (8)	80
2. Texas (2)	70
3. Baylor	67
4. Texas Tech	51
5. Oklahoma State	49
West Virginia	49
7. Oklahoma	29
8. TCU	24
9. KANSAS STATE	22
10. Iowa State	9

First place votes in parenthesis

Big 12 Preseason Team

- Matthew Mayer, Baylor
- Ochai Agbaji, Kansas
- Remy Martin, Kansas
- David McCormack, Kansas
- Marcus Carr, Texas
- Terrence Shannon, Jr., Texas Tech

Player of the Year: Remy Martin, Kansas
Newcomer of the Year: Marcus Carr, Texas
Freshman of the Year: Kendall Brown, Baylor



THEY SAID IT

Super senior Mike McGuirl on making the decision to return for another season in 2021-22.

"I made a quick decision because it was the right decision for me and the right decision to come back. This is the right place for me. I have so much trust in this coaching staff and Coach Weber. We have a relationship that you can't just create in one year."

SPECIALITY-STAT TRACKER

Opponent	Points in the Paint	Points Off TOS	2nd Chance Points	Bench Points
Florida A&M	20	19	9	22
Omaha				
vs. Arkansas				
vs. TBD				
North Dakota				
UAlbany				
@Wichita State				
Marquette				
Green Bay				
@Nebraska				
McNeese State				
Morgan State				
@Oklahoma*				
Texas*				
@West Virginia*				
TCU*				
Texas Tech*				
@Texas*				
Kansas*				
@Baylor*				
@Ole Miss				
Oklahoma State*				
@TCU*				
Baylor*				
@Iowa State*				
West Virginia*				
@Oklahoma State*				
@Kansas*				
Iowa State*				
@Texas Tech*				
Oklahoma*				

MCGUIRL UTILIZES EXTRA SEASON

► K-State received some good news on March 23 when senior **Mike McGuirl** announced that he was utilizing his extra season and returning to the Wildcats for the 2021-22 season. Due to the COVID-19 pandemic, the NCAA announced in October that they had agreed to grant players an additional year of eligibility.

► An All-Big 12 Honorable Mention selection, McGuirl is coming off solid senior season in 2020-21, in which, he either led or was tied for the team lead in 12 categories, including points, field goals, 3-pointers, assists and steals. He was second in scoring (11.8 ppg.) to freshman teammate **Nijel Pack**.

► McGuirl's 20 double-digit scoring games doubled his entire career total (10) that he had entering the 2020-21 season. He opened the season with his first career 20-point game vs. Drake on November 25 with 22 points then equaled it against Fort Hays State on December 8, while he had a team-high 19 points in the upset of No. 7/8 Oklahoma on February 23. Of his 705 career points, 542 have come in the last two seasons in 58 games played with 49 starts (9.3 ppg.).

► The only player to start all 29 games, McGuirl showed his versatility by leading the Wildcats in scoring a team-best 11 times, while he also paced the team in rebounding 4 times, in assists 14 times and in steals on 10 occasions. He led the team in scoring (16), rebounding (9) and assists (5) in the win over TCU on February 20, a win which started the team's late surge to end the season (4 wins in the last 6 games).

THE 'CATS INK 3 HIGH-PROFILE TRANSFERS


► K-State got an infusion of experience with the addition of 3 high-profile Division I transfers in fifth-year **Mark Smith** (Missouri), junior **Markquis Nowell** and sophomore **Ismael (Ish) Massoud** (Wake Forest).

► Like McGuirl, Smith earned a second senior season due to the effects of the COVID-19 pandemic and will bring 100 games of experience to the court after playing at Illinois (2017-18) and Missouri (2018-21). Nowell, who was a Lou Henson All-American at Little Rock, averaged double figures in each of his three seasons as a Trojan. Massoud played in all 53 games of his Wake Forest career, averaging 8.3 points per game as a sophomore in 2020-21.

► The transfers presumably fill the Wildcats' greatest need from the 2020-21 season, which was a lack of production from the 3-point line. The team ranked 319th (out of 340 teams) in 3-point field goal percentage (29.6), while they were 126th in total 3-point field goals made (191) and 243rd in 3-point field goals per game (6.6). The trio have combined for nearly 400 triples (385) in their respective careers on 36.1 percent shooting.

► The trio made their impact in the opener with Florida A&M (11/10/21) with Massoud and Smith each earning the start, while Nowell came off the bench to play more than 23 minutes. They combined for 23 points on 40 percent (8-of-20) shooting, including 25 percent (2-of-8) from 3-point range, with 11 rebounds and 7 assists. Smith scored in double figures with 12 points in his Wildcat debut to go with 6 rebounds, while Nowell had a game-tying 6 assists off the bench.

HOME SWEET HOME // BRAMLAGE COLISEUM [1989-present]



► K-State has posted a 394-137 (.742) all-time record at Bramlage Coliseum since its opening during the 1988-89 season. The 394 wins are the most at a home venue for the Wildcats, surpassing the 378 wins at Ahearn Field House (1950-88). It is the school's third home venue.

► K-State has registered a 194-57 (.772) record at home over the past 16 seasons, including an 84-46 (.646) mark in Big 12 play. The 194 wins rank fourth among all Big 12 schools in that span, while the 84 league victories at home are among the top in the Big 12. In all, the program has double-digit victories in 26 of its 33 seasons in the arena.

► K-State has a 255-79 (.763) record at home, including a 149-16 (.902) mark in non-conference action, since the 2001-02 season for an average of just over 13 home wins (13.1) per season in that span.

► Head coach **Bruce Weber** has recorded a 109-41 (.725) record at Bramlage Coliseum since taking over at K-State in 2012-13 with just 11 non-conference home losses. The 41 losses (30 of which have come in Big 12 play) have come by a total of 418 points or 10.2 points per game. Weber has posted a 49-32 (.605) record in Big 12 play at Bramlage Coliseum with 18 victories over ranked Big 12 teams, including 6 in the Top 10.

WAYNE MCCLAIN PLAY HARD CHART

Opponent	Deflect/			Loose Off.			Total
	Blks	Stls	Dives	Balls	Rebs.	Charges	
Nijel Pack	—	2	—	—	1	1	5
Mark Smith	3	—	1	—	1	—	5
Kaosi Ezeagu	1	—	—	—	2	—	3
Mike McGuirl	1	2	—	—	—	—	3
Markquis Nowell	3	—	—	—	—	—	3
Selton Miquel	1	—	—	—	—	—	1
Davion Bradford	—	—	—	—	1	—	1
Luke Kasubke	—	1	—	—	—	—	1
Jordan Brooks	—	—	—	—	—	—	—
Maximus Edwards	—	—	—	—	—	—	—
Trey Harris	—	—	—	—	—	—	—
Drew Honas	—	—	—	—	—	—	—
Logan Landers	—	—	—	—	—	—	—
Seryee Lewis	—	—	—	—	—	—	—
Carlton Lingard	—	—	—	—	—	—	—
Ish Massoud	—	—	—	—	—	—	—

A point system based on the number of deflections/blocks, steals, dives, loose balls, offensive rebounds and charges and named in honor of former K-State director of development **Wayne McClain** who passed away on October 15, 2014.

YOUTH MOVEMENT

Only 11 Division I teams were less experienced than K-State in 2020-21 with only Auburn and Duke less experienced among Power 6 teams.

RECORD UNDER BRUCE WEBER

	21-22	Weber
Overall	1-0	171-130
Big 12 play	0-0	76-86
At Home	1-0	114-43
At Bramlage Coliseum	1-0	109-41
On the Road	0-0	34-62
At Neutral Sites	0-0	23-25
In Overtime	0-0	4-5
vs. Top 25 teams	0-0	27-63
vs. Top 10 teams	0-0	10-29
In games decided by 3 points or less	0-0	30-22
In games decided by 4-5 points	0-0	16-12
In games decided by 6-10 points	1-0	42-39
In games decided by 11-19 points	0-0	50-41
In games decided by 20 or more points	0-0	33-16
Scoring first	0-0	107-55
Leading at the Half	1-0	138-24
Tied at the Half	0-0	8-7
Trailing at the Half	0-0	24-96
Leading with 10:00 remaining	1-0	152-19
Trailing with 10:00 remaining	0-0	17-108
Tied with 10:00 remaining	0-0	2-2
Leading with 5:00 remaining	1-0	153-16
Trailing with 5:00 remaining	0-0	14-104
Tied with 5:00 remaining	0-0	4-8
K-State shoots 50% or better	0-0	63-9
K-State shoots less than 50%	1-0	107-120
K-State shoots better than opponent	1-0	138-12
K-State shoots same as opponent	0-0	0-2
Opponent shoots 50% or better	0-0	8-47
Opponent shoots less than 50%	1-0	164-81
K-State out-rebounds opponent	1-0	107-39
Opponent out-rebounds K-State	0-0	57-82
K-State equals opponent in rebounds	0-0	6-9
K-State shoots 70% or better from FT Line	0-0	84-55
K-State has more FT attempts	1-0	101-43
Opponent has more FT attempts	0-0	62-80
K-State equals opponent in FT attempts	0-0	9-4
K-State shoots 40% or better from 3-pt range	1-0	66-17
K-State makes at least 6 3-pt FGs	1-0	114-62
K-State has more turnovers than opponent	0-0	45-62
K-State has less turnovers than opponent	1-0	113-55
K-State equals opponent in turnovers	0-0	13-11
K-State scores 100-plus points	0-0	0-0
K-State scores 90 or more points	0-0	7-1
K-State scores 80-89 points	0-0	37-4
K-State scores 70-79 points	0-0	56-23
K-State scores 60-69 points	1-0	56-48
K-State scores 50-59 points	0-0	17-39
K-State scores less than 50 points	0-0	0-14
Opponent scores 100-plus points	0-0	0-2
Opponent scores 90 or more points	0-0	0-4
Opponent scores 80-89 points	0-0	5-29
Opponent scores 70-79 points	0-0	18-42
Opponent scores 60-69 points	0-0	55-43
Opponent scores 50-59 points	1-0	68-9
Opponent scores less than 50 points	0-0	26-1
K-State has at least 2 in double figures	0-0	113-81
K-State has at least 3 in double figures	1-0	108-60
K-State has at least 4 in double figures	0-0	58-25
K-State has at least 5 in double figures	0-0	19-4
K-State has at least 6 in double figures	0-0	2-0
On Mondays	0-0	19-9
On Tuesdays	0-0	31-22
On Wednesdays	1-0	28-19
On Thursdays	0-0	6-5
On Fridays	0-0	17-12
On Saturdays	0-0	55-62
On Sundays	0-0	13-1
In November	1-0	40-14
In December	0-0	44-14
In January	0-0	33-41
In February	0-0	30-42
In March	0-0	24-19
On ESPN	0-0	7-16
On ESPN2	0-0	30-32
On ESPNU	0-0	33-30
On Big 12 Now on ESPN+	1-0	14-12
On Longhorn Network	0-0	2-3

Miscellaneous	
Current streak	Won 1
Home court streak	Won 3
Neutral court streak	Lost 1
Road streak	Lost 1
Consecutive games with a 3-point FG	440
All-Time Record	1,682-1,196

TEAM NOTES

A QUICK LOOK AT K-STATE

► K-State returns 9 lettermen, including 4 players (**Davion Bradford**, **Mike McGuirl**, **Selton Miguel** and **Nijel Pack**) who registered starts during its COVID-19 challenging 2020-21 campaign, which resulted in the Wildcats' second consecutive non-winning season at 9-20 overall and 4-14 in Big 12 play. In addition to these 4 players, the team will get back the services of several key lettermen, including juniors **Kaosi Ezeagu** and **Carlton Linguard, Jr.**, sophomores **Luke Kasubke** and **Seryee Lewis** and walk-on **Drew Honas**.

► The biggest headliner from the returners might be McGuirl, who opted to return for an extra season in 2021-22 after his senior season was hampered by the COVID-19 pandemic. He earned All-Big 12 Honorable Mention honors in 2020-21 after leading the Wildcats in 12 categories, including points (342), double-digit scoring games (20), field goals (112), 3-point field goals (60), assists (103), steals (30) and minutes (34.3).

► The freshmen trio of Bradford, Miguel and Pack had to grow up fast in their first season, starting together in 17 games with 12 of those coming in Big 12 play. The 71 combined starts by the three true freshmen in 2020-21 ranked second nationally only to Kentucky (72). The three combined to average 25.4 points, 10.4 rebounds, 5.6 assists and 2.0 steals in 2020-21, as Pack (12.7 ppg.) became the first true freshman to lead the Wildcats in scoring since 2013-14. Bradford (7.7 ppg.) and Miguel (7.2 ppg.) were fourth and fifth in scoring.

► Ezeagu started early on for K-State before an injury forced him to miss 10 games. He returned in mid-January as mostly a reserve, averaging 5.2 points on 67.7 percent (21-of-31) in his last 10 games. Linguard and Lewis each showed flashes in their first seasons, playing in 17 and 18 games, respectively, while Kasubke recovered from a preseason injury that forced him to miss the first 13 games to be a key contributor in the final 16 games.

WHAT'S BACK

Category	Total	Pct.
Scoring	1,287	71.8%
Minutes	4,002	69.0%
Field Goals Made	460	70.9%
3-Point Field Goals Made	149	78.0%
Free Throws Made	218	71.9%
Rebounds	537	56.3%
Assists	286	75.9%
Steals	108	67.1%
Blocks	34	77.3%

WELCOME THE NEWEST WILDCAT // TAJ MANNING [Class of 2022]



► Head coach **Bruce Weber** announced the signing of Kansas City area standout **Taj Manning** (*Grandview, Mo./La Lumiere School [Ind.]*) to a National Letter of Intent on the first day of the Fall National Signing Period on Wednesday (Nov. 10).

► A 6-foot-8, 215-pound power forward, Manning currently plays for prep school powerhouse La Lumiere School in La Porta, Ind., after a standout high school careers at both Grandview and Bishop Miege High Schools.

► Manning is rated among the top 200 prospects nationally (No. 191 by *247Sports*), including the top-40 power forwards (No. 38 by *247Sports*). He is a consensus 3-star prospects by both *247Sports* and *Rivals*.

► “We are really excited to welcome Taj and his family to K-State,” said Weber. “He is not just a great fit for what we were looking for in this class from a position standpoint, but just a great fit for our program.”

► Manning transferred to La Lumiere after guiding Bishop Miege to a 22-1 record and their sixth Class 4A State Championship this past spring. He registered a double-double in the state championship game, posting 18 points and grabbing a team-high 10 rebounds vs. Louisville.



BRUCE WEBER

HEAD COACH

Wisconsin-Milwaukee '78

24th Season Overall // 484-285 [.629]

10th at K-State // 171-130 [.568]

One of the winningest active Division I coaches with nearly 500 career wins and 13 NCAA Tournament appearances to his credit, **Bruce Weber** begins his 10th season at Kansas State in 2021-22. He was named the school's 24th head men's basketball coach on March 31, 2012.

Weber is nearing a coaching milestone, as he is just 16 wins shy of 500 in his head coaching career, which includes stints at Southern Illinois (1998-2003), Illinois (2003-11) and now K-State (2012-present). His 484 wins rank 28th among active Division I head coaches, while his .629 winning percentage places 51st among coaches with a minimum of five years of Division I experience.

Weber has guided the Wildcats to 20-win seasons and NCAA Tournament appearances five times during his tenure, including consecutive 25-win seasons in 2017-18 and 2018-19 for the first time in school history. K-State recorded its first 25-win season in five years and made its 12th trip to the Elite Eight in 2017-18 then followed it with another 25-win campaign and a third consecutive trip to the NCAA Tournament in 2018-19. The school was one of 24, including 15 in power conferences, to win at least 25 games in the 2017-18 and 2018-19 seasons. He is the first Wildcat coach to lead the program to multiple 25-win seasons (three).

During the Wildcats' run in the 2018 NCAA Tournament, Weber became just the 10th Division I head coach to take three different schools (Southern Illinois, Illinois and K-State) to the Sweet 16.

In addition to his 20-win seasons and NCAA Tournament appearances, Weber has steered K-State to a pair of Big 12 regular-season titles during his tenure, including the school's first conference championship in 36 seasons in his first season in 2012-13. His first Wildcat team won 27 games – the second-most wins in school history – and 14 in Big 12 play to tie for its first league title since the Big Eight crown in 1977. In 2018-19, he guided the school to its 21st conference championship with a 14-4 mark in league action. The 14 league wins in 2012-13 and 2018-19 tie for the most in school history, along with the perfect 14-0 Big Eight mark in 1958-59.

Weber's 171 wins are the third-most by a head coach in school history and the most since **Jack Hartman** retired as the school's winningest coach with 295 victories in 1986. He earned his 150th career victory at K-State in the 70-61 victory over TCU in March of 2019 to become the third head coach (joining Hall of Famers **Jack Hartman** and **Fred "Tex" Winter**) to eclipse 150 career wins. He is the fourth coach (Hartman, Winter and **Frank Martin**) to take the school to at least five NCAA Tournaments in a tenure, while only Hartman (seven) has more 20-win seasons.

Weber earned his 450th career victory in the Wildcats' 58-57 upset of No. 20/21 Iowa State at Hilton Coliseum on January 12, 2019. He is one of three current Big 12 head coaches to win 450 games in a career, along with a pair of Hall of Famers - West Virginia's **Bob Huggins** and Kansas' **Bill Self**.

Weber is one of 14 active Division I coaches to have been named conference Coach of the Year three times in three different leagues, including the Missouri Valley in 2003 at Southern Illinois, the Big Ten in 2005 at Illinois and the Big 12 in 2013 at K-State. In addition, he was the consensus 2005 National Coach of the Year in guiding the Fighting Illini to the NCAA championship game. Most recently, he was the co-recipient of the 2019 USA Basketball National Coach of the Year award after helping Team USA win the gold medal at the FIBA U19 World Cup in Greece.

Weber has tutored 14 players named to All-Big 12 teams the past nine seasons, including first team members **Rodney McGruder** (2013), **Dean Wade** (2018, 2019) and **Barry Brown, Jr.** (2019), second team picks **Angel Rodriguez** (2013), **Marcus Foster** (2014) and Brown (2018), third team honoree **Wes Iwundu** (2016, 2017) and honorable mention selections **Shane Southwell** (2013), **Thomas Gipson** (2014, 2015), **Will Spradling** (2014), Foster (2015), **Nino Williams** (2015), **D.J. Johnson** (2017), **Xavier Sneed** (2019, 2020) and **Kamau Stokes** (2019) and **Mike McGuirl** (2021).

In addition, Weber has helped mentor a Big 12 Defensive Player of the Year in Brown (2019), four All-Big 12 All-Defensive Team members in Rodriguez (2013), Iwundu (2016) and Brown (2018, 2019) as well as three players selected to the league's All-Newcomer Team, including Brown and Wade, who became the first Wildcat duo to be honored on all-rookie squad in 2015-16.

The Wildcats have also excelled off the court in Weber's nine seasons at the helm, as 19 student-athletes have earned Academic All-Big 12 recognition a total of 26 times, while players have combined to appear on the Big 12 Commissioner's Honor Roll 127 times since 2012. The program has had at least two Academic All-Big 12 selections in eight of Weber's nine seasons, including a school-record five Academic All-Big 12 selections (with four first team honorees) in 2017. All 28 players who have completed their eligibility under Weber have earned their degrees.

Weber guided K-State through one of the most challenging seasons in its history in 2020-21, as the Wildcats had to navigate COVID-19 protocols on a near daily basis while fielding one of the nation's youngest teams. The team was able to finish on a high note by winning 4 of its last 6 games, including battling eventual national champion Baylor in a 74-68 loss at Phillips 66 Big 12 Championship.

K-State returned just four lettermen for the 2020-21 season, including only one senior (**Mike McGuirl**), while the team welcomed eight newcomers, including five true freshmen. The four returning lettermen were the fifth-fewest in Division I, while the three upperclassmen (one senior and two juniors) were only surpassed by three other teams. The nine total newcomers (including sophomore **Kaosi Ezeagu** who sat out the 2019-20 season) were the fourth-most among power-conference schools. The Wildcats' average age of 19.6 years ranked 336th out of 347 teams that played during the turbulent 2020-21 season.

In all, the Wildcats had just one player start all 29 games (**Mike McGuirl**), while it started three true freshmen (**Davion Bradford**, **Selton Miguel** and **Nijel Pack**) in 17 games, including 12 in Big 12 play. The 71 combined starts by true freshmen ranked second nationally to Kentucky's 72, while the 17 games with at least three true freshmen starters trailed just Duke (19) and Kentucky (18).

The trials of 2020-21 came after a rebuilding season in 2019-20 that was cut short after the Phillips 66 Big 12 Championship was cancelled due to the start of the COVID-19 pandemic. The non-winning season (11-21) snapped a streak of three consecutive 20-win seasons and was the first since the 2014-15 season.

In 2018-19, Weber led K-State to a 25-9 overall record, which included a share of the Big 12 regular-season title with a 14-4 conference mark, and a trip to the NCAA Tournament for the fifth time in his tenure, including the third consecutive season.

Known for being one of the top defensive coaches in the game, Weber's 2018-19 Wildcats were one of the top defensive teams in the country, allowing just 59.6 points per game, which ranked fourth nationally. It was the lowest opponent scoring average in school history since the introduction of the shot clock and the lowest since allowing 58.4 points per game in 1982-83.

The 2018-19 Big 12 Championship season came on the heels of perhaps the best coaching performance of Weber's career, in which, he guided a K-State team picked to finish eighth in the preseason Big 12 poll to a second 25-win season and its first trip to the Elite Eight in eight years in 2017-18.

The run to the Elite Eight in 2018 was the second straight NCAA Tournament for Weber's Wildcats, which tallied a 21-14 overall record to go with an 8-10 mark in Big 12 play in 2016-17. He led K-State to its first postseason victory in five seasons with a 95-88 win over Wake Forest in the First Four in Dayton before falling to Cincinnati in the NCAA South Regional.

Weber's record-setting inaugural season is considered one of the best in school history, as the Wildcats tallied a 27-8 overall record and a 14-4 mark in league play en route to its first-ever Big 12 regular season championship and a school-record fifth consecutive trip to the NCAA Tournament. The 27 wins were the second-most in school history.

For his efforts, Weber was named the 2013 Big 12 Coach of the Year by the league coaches and AP and District Coach of the Year by the National Association of Basketball Coaches (NABC) and the U.S. Basketball Writers Association (USBWA). He has now been named conference Coach of the Year on three different occasions in three leagues, the Missouri Valley (2003), Big Ten (2005) and Big 12 (2013).

Weber, 65, has compiled a 484-285 (.629) overall record in his 23 seasons as a head coach, which includes stints at Southern Illinois (1998-2003) and Illinois (2003-11). His teams have participated in postseason play 15 times, including 13 NCAA Tournament appearances. He has won 15 NCAA Tournament games, including trips to the Sweet 16 in 2002, 2004, 2005 and 2018 and the Elite Eight in 2005 and 2018, while he played in the NCAA Championship in 2005.

In all, Weber has 42 years of college coaching experience, which includes 19 seasons as an assistant coach for coaching legend **Gene Keady**, a native of Garden City, Kansas and a 1958 Kansas State graduate. Weber spent his entire assistant coaching career with Keady, first at Western Kentucky (1979-80) and then Purdue (1981-98). In Weber's 18 years at Purdue, the Boilermakers won six Big Ten titles and played in 14 NCAA Tournaments.

All told, he has been a part of more than 900 victories, 28 NCAA Tournament appearances and 15 conference championships in coaching stints at Western Kentucky, Purdue, Southern Illinois, Illinois and K-State.

Wildcats

■ BRUCE WEBER FILE

Experience	43rd year (10th at K-State)
Date Hired	March 31, 2012
Birthdate	October 19, 1956
Hometown	Milwaukee, Wis.
Wife	Megan
Children	Hannah, Christy, Emily
Grandchildren	Chipper, twins June and Clayton, Foster Brett

EDUCATION

- Wisconsin-Milwaukee '78 (B.A., Education)
- Western Kentucky '81 (M.A. Administration & Physical Education)

COACHING EXPERIENCE

- Western Kentucky, Assistant Coach [1979-80]
- Purdue, Assistant Coach [1981-98]
- Southern Illinois, Head Coach [1998-2003]
- Illinois, Head Coach [2003-12]
- K-State, Head Coach [2012-present]

COACHING AWARDS

- 2002-03 Missouri Valley Conference Coach of the Year [league coaches]
- 2004-05 Big Ten Conference Coach of the Year [league coaches]
- 2004-05 Nike Championship Basketball Clinic
- 2004-05 Victor Awards National Coach of the Year [Academy of American Sports Awards]
- 2004-05 Henry Iba Award [U.S. Basketball Writers Association]
- 2004-05 Adolph F. Rupp Cup Recipient [Commonwealth Athletic Cup of Kentucky]
- 2004-05 National Coach of the Year [Basketball Times]
- 2004-05 National Coach of the Year [The Sporting News]
- 2004-05 National Coach of the Year [National Association of Basketball Coaches]
- 2004-05 National Coach of the Year [The Associated Press]
- 2004-05 National Coach of the Year [Chevrolet/CBS]
- 2004-05 Naismith Trophy Coach of the Year [Atlanta Tipoff Club]
- 2007 Champion Award [Coaches vs. Cancer]
- 2012-13 District 8 Coach of the Year [National Association of Basketball Coaches]
- 2012-13 District VI Coach of the Year [U.S. Basketball Writers Association]
- 2012-13 Big 12 Conference Coach of the Year [league coaches]
- 2012-13 Big 12 Conference Coach of the Year [Associated Press]
- 2016 Graven Award [Wartburg College]
- 2018 Saluki Hall of Fame [Southern Illinois University]
- 2018-19 District VI Coach of the Year [U.S. Basketball Writers Association]
- 2019 Lifetime Achievement Award [Milwaukee Public Schools Association]
- 2019 USA Basketball co-National Coach of the Year

YEAR-BY-YEAR

Year	School	Record (Conf.)	Postseason
1998-99	So. Illinois	15-12 (10-8/t-5th)	--
1999-2000	So. Illinois	20-13 (12-6/3rd)	NIT Second Rd.
2000-01	So. Illinois	16-14 (10-8/t-4th)	--
2001-02	So. Illinois	28-8 (14-4/t-1st)	NCAA Sweet 16
2002-03	So. Illinois	24-7 (16-2/1st)	NCAA First Rd.
2003-04	Illinois	26-7 (13-3/1st)	NCAA Sweet 16
2004-05	Illinois	37-2 (15-1/1st)	NCAA Runner-Up
2005-06	Illinois	26-7 (11-5/t-2nd)	NCAA Second Rd.
2006-07	Illinois	23-12 (9-7/t-4th)	NCAA First Rd.
2007-08	Illinois	16-19 (5-13/t-9th)	--
2008-09	Illinois	24-10 (11-7/t-2nd)	NCAA First Rd.
2009-10	Illinois	21-15 (10-8/5th)	NIT Quarters
2010-11	Illinois	20-14 (9-9/t-4th)	NCAA Third Rd.
2011-12	Illinois	17-15 (6-12/t-9th)	--
2012-13	K-State	27-8 (14-4/t-1st)	NCAA Second Rd.
2013-14	K-State	20-13 (10-8/5th)	NCAA Second Rd.
2014-15	K-State	15-17 (8-10/t-6th)	--
2015-16	K-State	17-16 (5-13/t-8th)	--
2016-17	K-State	21-14 (8-10/6th)	NCAA First Rd.
2017-18	K-State	25-12 (10-8/4th)	NCAA Elite Eight
2018-19	K-State	25-9 (14-4/t-1st)	NCAA First Rd.
2019-20	K-State	11-21 (3-15/10th)	--
2020-21	K-State	9-20 (4-14/9th)	--
2021-22	K-State	1-0 (0-0)	--

BY THE NUMBER

Overall: 484-285 (.629)

At K-State: 171-130 (.568)

Conference Play: 227-179 | Non-Conference Play: 250-101

Home: 290-80 | Away: 107-138 | Neutral: 87-67

Overtime: 17-13 | Conference Championship: 25-21

Postseason Record: 18-15

NCAA Tournament: 15-13 | NIT: 3-2

vs. Top 25: 59-116 (27-63 at K-State)

2021-22 RESULTS

Overall Record: 1-0 (Home: 1-0 // Away: 0-0 // Neutral: 0-0)

Big 12 Record: 0-0 (Home: 0-0 // Away: 0-0)

Date	Rk	Opponent	Result	Streak	Record [Big 12]	High Scorer	High Rebounds	High Assists	High Steals	High Blocks	Attend.
Nov. 4	—/—	1PITTSBURG STATE	W 78-59	—	—	18 - Miguel	13 - Smith	5 - Smith	2 - Miguel/Nowell/Smith	2 - Landers	5,180
Nov. 10	—/—	FLORIDA A&M	W 67-57	Won 1	1-0 [1-0]	18 - Pack	7 - Miguel	6 - Nowell	2 - McGuirl/Pack	—	5,296
Nov. 17	—/—	OMAHA									
Nov. 22	—/—	2vs. Arkansas									
Nov. 23	—/—	2vs. Cincinnati/Illinois									
Nov. 28	—/—	NORTH DAKOTA									
Dec. 1	—/—	UALBANY									
Dec. 5	—/—	3@Wichita State									
Dec. 8	—/—	4MARQUETTE									
Dec. 12	—/—	GREEN BAY									
Dec. 19	—/—	@Nebraska									
Dec. 21	—/—	McNEESE STATE									
Dec. 29	—/—	MORGAN STATE									
Jan. 1	—/—	@Oklahoma*									
Jan. 4	—/—	TEXAS*									
Jan. 8	—/—	@West Virginia*									
Jan. 12	—/—	TCU*									
Jan. 15	—/—	TEXAS TECH*									
Jan. 18	—/—	@Texas*									
Jan. 22	—/—	KANSAS*									
Jan. 25	—/—	@Baylor*									
Jan. 29	—/—	5@Ole Miss									
Feb. 2	—/—	OKLAHOMA STATE*									
Feb. 5	—/—	@TCU*									
Feb. 9	—/—	BAYLOR*									
Feb. 12	—/—	@Iowa State*									
Feb. 14	—/—	WEST VIRGINIA*									
Feb. 19	—/—	@Oklahoma State*									
Feb. 22	—/—	@Kansas*									
Feb. 26	—/—	IOWA STATE*									
Feb. 28	—/—	@Texas Tech*									
Mar. 5	—/—	OKLAHOMA*									

1 – Exhibition (Bramlage Coliseum, Manhattan, Kan.)
2 – Hall of Fame Classic presented by Hotels.com (T-Mobile Center; Kansas City, Mo.)
3 – Played at INTRUST Bank Arena in Wichita, Kan.
4 – BIG EAST/Big 12 Battle (Bramlage Coliseum, Manhattan, Kan.)
5 – SEC/Big 12 Challenge (Sandy & John Black Pavilion at Ole Miss)
6 – Phillips 66 Big 12 Conference Tournament (T-Mobile Center; Kansas City, Mo.)
* – Big 12 Conference game

Attendance / Record Summary

► Overall

Site	G	W-L	Total	Avg.	High
Home	1	1-0	5,296	5,296	5,296 vs. Florida A&M (11/10/21)
Away	0	—	—	—	—
Neutral	0	—	—	—	—
Total	1	1-0	5,296	5,296	5,296 vs. Florida A&M (11/10/21)

► Big 12

Site	G	W-L	Total	Avg.	High
Home	0	—	—	—	—
Away	0	—	—	—	—
Neutral	0	—	—	—	—
Total	0	—	—	—	—

Win/Loss Margin

	1	2	3	4	5	6	7	8	9	10	11	12	13	14	15	16	17	18	19	20-24	25+
Wins (1)										1											
Losses (0)																					

Largest Leads / Deficits

► When Leading


Largest Margin of Victory	10, vs. Florida A&M (11/10/21)
Largest Overall Lead	13, vs. Florida A&M (11/10/21)
Largest Halftime Lead	3, vs. Florida A&M (11/10/21)
Largest Lead in a Loss	—
Largest Halftime Lead in a Loss	—
Largest K-State Run	12-2 vs. Florida A&M (11/10/21)

► When Trailing

Largest Margin of Defeat	—
Largest Overall Deficit	4, vs. Florida A&M (11/10/21)
Largest Halftime Deficit	—
Largest Deficit Overcome in a Win	4, vs. Florida A&M (11/10/21)
Largest Halftime Deficit in a Win	—
Largest Opponent Run	7-0 vs. Florida A&M (11/10/21)



2021-22 SEASON BOX SCORE



Overall Record: 1-0 (Home: 1-0 // Away: 0-0 // Neutral: 0-0)

No	Player	GP	GS	Min	Avg	TOTAL			3-PTS			FT	FTA	Pct	REBOUNDS							PF	FO	A	TO	Blk	Stl	Pts	Avg
						FG	FGA	Pct	3FG	FGA	Pct				Off	Def	Tot	Avg											
24	Nijel Pack	1	1	31	31.0	6	11	.545	4	7	.571	2	2	1.000	2	1	3	3.0	1	0	3	1	0	2	18	18.0			
13	Mark Smith	1	1	34	34.0	4	10	.400	1	3	.333	3	6	.500	1	5	6	6.0	2	0	1	1	0	0	12	12.0			
03	Selton Miguel	1	0	23	23.0	4	6	.667	2	2	1.000	0	1	.000	1	6	7	7.0	2	0	1	2	0	0	10	10.0			
20	Kaosi Ezeagu	1	1	18	18.0	1	2	.500	0	0	.000	5	8	.625	2	3	5	5.0	2	0	3	0	0	0	7	7.0			
01	Markquis Nowell	1	0	23	23.0	2	5	.400	0	2	.000	2	2	1.000	0	2	2	2.0	2	0	6	2	0	0	6	6.0			
25	Ismael Massoud	1	1	26	26.0	2	5	.400	1	3	.333	0	0	.000	0	3	3	3.0	3	0	0	1	0	0	5	5.0			
22	Luke Kasubke	1	0	14	14.0	1	3	.333	1	2	.500	0	0	.000	0	0	0	0.0	1	0	0	0	0	1	3	3.0			
21	Davion Bradford	1	0	14	14.0	1	2	.500	0	0	.000	1	2	.500	2	1	3	3.0	1	0	0	0	0	0	3	3.0			
00	Mike McGuirl	1	1	15	15.0	0	6	.000	0	3	.000	3	4	.750	0	4	4	4.0	2	0	1	4	0	2	3	3.0			
33	Logan Landers	1	0	2	2.0	0	0	.000	0	0	.000	0	0	.000	0	0	0	0.0	0	0	0	0	0	0	0	0.0			
TM	TEAM														1	1	2	2.0	0			3			0				
	TOTAL	1				21	50	.420	9	22	.409	16	25	.640	9	26	35	35.0	16	0	15	14	0	5	67	67.0			
	OPPONENTS	1				22	53	.415	3	15	.200	10	14	.714	8	24	32	32.0	19	-	9	18	2	4	57	57.0			

SCORE BY PERIODS:	1st	2nd	OT	Total
Kansas State	33	34	—	67
Opponents	30	27	—	57

DEADBALL REBOUNDS:	Off	Def	Total
Kansas State	4	1	5
Opponents	0	1	1

2021-22 GAME-BY-GAME STATISTICS

Opponent	W/L	1H	2H	OT	TOT	+/-	FGM-A	Pct.	3FM-A	Pct.	FTM-A	Pct.	OR	DR	TOT	+/-	A	TO	TO Mar	BLK	STL	PF
@KANSAS STATE	W	33	34	—	67	+10	21-50	42.0	9-22	40.9	16-25	64.0	9	26	35	+3	15	14	+4	0	5	16
Florida A&M		30	27	—	57		22-53	41.5	3-15	20.0	10-14	71.4	8	24	32		9	18		2	4	19
@KANSAS STATE																						
Omaha																						
KANSAS STATE																						
vs. Arkansas																						
KANSAS STATE																						
vs. TBD																						
@KANSAS STATE																						
North Dakota																						
@KANSAS STATE																						
UAlbany																						
KANSAS STATE																						
@Wichita State																						
@KANSAS STATE																						
Marquette																						
@KANSAS STATE																						
Green Bay																						
KANSAS STATE																						
@Nebraska																						
@KANSAS STATE																						
McNeese State																						
@KANSAS STATE																						
Morgan State																						
KANSAS STATE																						
@Oklahoma																						
@KANSAS STATE																						
Texas																						
KANSAS STATE																						
@West Virginia																						
@KANSAS STATE																						
TCU																						
@KANSAS STATE																						
Texas Tech																						
KANSAS STATE																						
@Texas																						
@KANSAS STATE																						
Kansas																						
KANSAS STATE																						
@Baylor																						
KANSAS STATE																						
@Ole Miss																						
@KANSAS STATE																						
Oklahoma State																						
KANSAS STATE																						
@TCU																						
@KANSAS STATE																						
Baylor																						
KANSAS STATE																						
@Iowa State																						
@KANSAS STATE																						
West Virginia																						
KANSAS STATE																						
@Oklahoma State																						
KANSAS STATE																						
@Kansas																						
@KANSAS STATE																						
Iowa State																						
KANSAS STATE																						
@Texas Tech																						
@KANSAS STATE																						
Oklahoma																						
KANSAS STATE																						
vs. TBD																						

2020-21 SUPERLATIVES

Individual

Category	Kansas State	Opponent
Points Scored	26 - Nijel Pack vs. Texas A&M (1/30/21)	31 - Davion Mitchell, Baylor (1/27/21)
Field Goals	9 - Antonio Gordon vs. Baylor (12/19/20) 9 - Nijel Pack vs. Texas A&M (1/30/21)	12 - Davion Mitchell, Baylor (1/27/21)
Field Goals Attempted	17 - Mike McGuirl vs. TCU (1/2/21)	18 - Austin Reaves, Oklahoma (2/23/21)
Highest FG Percentage (min. 5 made)	100.0 (9-of-9) - Antonio Gordon vs. Baylor (12/19/20)	77.8 (7-of-9) - Ayo Akinwale, Omaha (12/29/20)
Highest FG Percentage (min. 10 made)	—	75.0 (12-of-16) - Davion Mitchell, Baylor (1/27/21)
3-Point Field Goals Made	***8 - Nijel Pack vs. Texas A&M (1/30/21)	7 - David Jenkins, Jr., UNLV (12/5/20) 7 - Davion Mitchell, Baylor (1/27/21)
3-Point Field Goals Attempted	14 - Nijel Pack vs. Texas A&M (1/30/21)	13 - David Jenkins, Jr., UNLV (12/5/20)
3-Point Field Goal Percentage (min. 4 made)	83.3 (5-of-6) - Nijel Pack vs. TCU (3/10/21)	80.0 (4-of-5) - Greg Brown, Texas (2/9/21)
Free Throws	11 - DaJuan Gordon at Iowa State (12/15/20)	11 - Terrence Shannon, Jr., Texas Tech (1/5/21)
Free Throws Attempted	11 - Davion Bradford vs. Milwaukee (12/11/20) 11 - DaJuan Gordon at Iowa State (12/15/20)	12 - Terrence Shannon, Jr., Texas Tech (1/5/21)
Free Throw Percentage (min. 5 made)	100.0 (11-of-11) - DaJuan Gordon at Iowa State (12/15/20)	91.7 (11-of-12) - Terrence Shannon, Jr., Texas Tech (1/5/21)
Offensive Rebounds	6 - Antonio Gordon at Oklahoma State (2/13/21)	7 - Mark Vital, Baylor (3/11/21)
Defensive Rebounds	10 - DaJuan Gordon vs. Jacksonville (12/21/20)	11 - Elijah Harkless, Oklahoma (1/19/21)
Total Rebounds	14 - Antonio Gordon at Oklahoma State (2/13/21)	13 - Elijah Harkless, Oklahoma (1/19/21)
Assists	9 - Nijel Pack vs. Oklahoma (2/23/21)	**13 - Jared Butler, Baylor (12/19/20)
Blocked Shots	3 - Kaosi Ezeagu vs. Drake (11/25/20) 3 - Kaosi Ezeagu vs. Kansas City (11/30/20) 3 - Antonio Gordon vs. Kansas City (11/30/20)	5 - Kur Kuath, Oklahoma (1/19/21) 5 - Kevin Samuel, TCU (2/20/21)
Steals	4 - DaJuan Gordon vs. Baylor (3/11/21)	4 - Garrett Sturtz, Drake (11/25/20) 4 - Kaleb Hammeke, Fort Hays State (12/8/20) 4 - Miles McBride, West Virginia (1/23/21) 4 - Umoja Gibson, Oklahoma (2/23/21)
Minutes Played	40 - Mike McGuirl vs. Oklahoma State (1/9/21) 40 - Rudi Williams vs. Oklahoma State (1/9/21) 40 - Mike McGuirl vs. Texas Tech (2/6/21) 40 - Antonio Gordon vs. Texas Tech (2/6/21)	39 - Brandon McKissic, Kansas City (11/30/20) 39 - Kaleb Hammeke, Fort Hays State (12/8/20)

Team

K-State High	K-State Low	Category	Opponent High	Opponent Low
77 vs. Texas (2/9/21)	41 vs. Kansas (2/17/21)	Points Scored	107 by Baylor (1/27/21)	46 by Jacksonville (12/21/20)
29 vs. Milwaukee (12/11/20)	15 at West Virginia (2/27/21)	Field Goals	41 by Baylor (1/27/21)	15 by TCU (2/20/21)
65 vs. TCU (1/2/21)	38 vs. Kansas City (11/30/20)	Field Goals Attempted	71 by Baylor (1/27/21)	47 twice
54.7 vs. Milwaukee (12/11/20)	29.4 at West Virginia (2/27/21)	FG Percentage	57.8 by Baylor (12/19/20)	31.9 by TCU (2/20/21)
11 vs. Jacksonville (12/21/20)	3 4 times	3-Point Field Goals Made	*17 by Baylor (1/27/21)	3 by TCU (1/2/21)
35 vs. Texas A&M (1/30/21)	13 vs. Kansas City (11/30/20)	3-Point Field Goals Attempted	32 by Baylor (12/19/20)	13 by TCU (1/2/21)
46.2 vs. Kansas City (11/30/20)	12.5 vs. Kansas (2/17/21)	3-Point Field Goal Percentage	60.7 by Baylor (1/27/21)	21.1 by TCU (3/10/21)
26 at Iowa State (12/15/20)	2 vs. Kansas (2/17/21)	Free Throws	*30 by Texas Tech (1/5/21)	4 by UNLV (12/5/20)
30 vs. Fort Hays State (12/8/20)	6 twice	Free Throws Attempted	36 by Texas Tech (1/5/21)	6 by UNLV (12/5/20)
100.0 at Texas Tech (1/5/21)	33.3 vs. Kansas (2/17/21)	Free Throw Percentage	100.0 by Oklahoma State (2/13/21)	50.0 by TCU (3/10/21)
17 vs. Jacksonville (12/21/20)	3 twice	Offensive Rebounds	16 by Baylor (12/19/20)	5 3 times
32 at Oklahoma (1/19/21)	13 vs. Baylor (12/19/20)	Defensive Rebounds	31 by Iowa State (3/6/21)	13 by Kansas City (11/30/20)
47 at Oklahoma (1/19/21)	23 twice	Total Rebounds	41 4 times	21 by Kansas City (11/30/20)
24 at Texas Tech (1/5/21)	11 at Oklahoma State (2/13/21)	Fouls	24 twice	7 by Jacksonville (12/21/20)
1 5 times	0 21 times	Fouled Out	1 7 times	0 16 times
23 vs. Jacksonville (12/21/20)	9 4 times	Assists	24 by Baylor (12/19/20)	6 by TCU (2/20/21)
*28 vs. West Virginia (1/23/21)	8 vs. Iowa State (3/6/21)	Turnovers	21 by Baylor (3/11/21)	6 by Kansas (2/2/21)
6 vs. Kansas City (11/30/20)	0 10 times	Blocked Shots	8 by West Virginia (2/27/21)	0 twice
11 3 times	1 3 times	Steals	14 by Baylor (1/27/21)	2 by Omaha (12/29/20)
36 vs. TCU (3/10/21)	18 3 times	Points in Paint	44 by Baylor (1/27/21)	12 by Jacksonville (12/21/20)
27 at Oklahoma State (2/13/21)	5 at Kansas (2/2/21)	Points off Turnovers	34 by Baylor (1/27/21)	9 twice
23 vs. Drake (11/25/20)	2 vs. Omaha (12/29/20)	2nd Chance Points	18 by Kansas (2/2/21)	2 by Iowa State (12/15/20)
24 vs. Fort Hays State (12/8/20)	0 vs. Drake (11/25/20)	Fast Break Points	23 by Oklahoma (1/19/21)	2 by Texas A&M (1/30/21)
34 twice	3 vs. TCU (1/2/21)	Bench Points	37 by Drake (11/25/20)	5 twice
42 vs. Jacksonville (12/21/20)	17 twice	Points/1st Half	56 by Baylor (12/19/20)	23 3 times
57.1 vs. Kansas City (11/30/20)	25.0 at Oklahoma State (2/13/21)	FG Percentage/1st Half	65.2 by Texas (2/9/21)	33.3 by Milwaukee (12/11/20)
43 at Texas (1/16/21)	21 at West Virginia (2/27/21)	Points/2nd Half	53 by Baylor (1/27/21)	23 by Jacksonville (12/21/20)
60.9 vs. Milwaukee (12/11/20)	30.0 at Kansas (2/2/21)	FG Percentage/2nd Half	75.0 by Oklahoma State (1/9/21)	23.1 by TCU (1/2/21)

*Most in the Bruce Weber era | **Ties school record | ***Most-ever by a freshman

2021-22 BIGGEST LEADS/TIME IN LEAD/SPECIALITY STATS

Date	Opponent	W/L	Score	KS Big	Opp Big	Ties	LC	KS in	Opp in	Tied	Paint		Off TOs		2nd Ch		Fast Bk		Bench	
				Lead	Lead			Lead	Lead		KS	Opp	KS	Opp	KS	Opp	KS	Opp	KS	Opp
Nov. 10	FLORIDA A&M	W	67-57	13	4	7	12	24:16	10:27	5:17	20	22	19	11	9	6	8	5	22	7
Nov. 17	OMAHA																			
Nov. 22	vs. 16/16 Arkansas																			
Nov. 23	vs. Cincinnati/Illinois																			
Nov. 28	NORTH DAKOTA																			
Dec. 1	UALBANY																			
Dec. 5	@Wichita State																			
Dec. 8	MARQUETTE																			
Dec. 12	GREEN BAY																			
Dec. 19	@Nebraska																			
Dec. 21	McNEESE STATE																			
Dec. 29	MORGAN STATE																			
Jan. 1	@Oklahoma*																			
Jan. 4	TEXAS*																			
Jan. 8	@West Virginia*																			
Jan. 12	TCU*																			
Jan. 15	TEXAS TECH*																			
Jan. 18	@Texas*																			
Jan. 22	KANSAS*																			
Jan. 25	@Baylor*																			
Jan. 29	@Ole Miss																			
Feb. 2	OKLAHOMA STATE*																			
Feb. 5	@TCU*																			
Feb. 9	BAYLOR*																			
Feb. 12	@Iowa State*																			
Feb. 14	WEST VIRGINIA*																			
Feb. 19	@Oklahoma State*																			
Feb. 22	@Kansas*																			
Feb. 26	IOWA STATE*																			
Feb. 28	@Texas Tech*																			
March 5	OKLAHOMA*																			

2021-22 INDIVIDUAL POINTS-REBOUNDS-ASSISTS

Date	Opponent	00	1	2	3	12	13	14	15	20	21	22	23	24	25	33
		McGuirl	Nowell	Edwards	Miguel	Linguard	Smith	Honas	Harris	Ezeagu	Bradford	Kasubke	Brooks	Pack	Massoud	Landers
Nov. 10	FLORIDA A&M	3-4-1	6-2-6	INJ	3-4-1	INJ	12-6-1	CD	CD	7-5-3	3-3-0	3-0-0	CD	18-3-3	5-3-0	0-0-0
Nov. 17	OMAHA															
Nov. 22	vs. 16/16 Arkansas															
Nov. 23	vs. Cincinnati/Illinois															
Nov. 28	NORTH DAKOTA															
Dec. 1	UALBANY															
Dec. 5	@Wichita State															
Dec. 8	MARQUETTE															
Dec. 12	GREEN BAY															
Dec. 19	@Nebraska															
Dec. 21	McNEESE STATE															
Dec. 29	MORGAN STATE															
Jan. 1	@Oklahoma*															
Jan. 4	TEXAS*															
Jan. 8	@West Virginia*															
Jan. 12	TCU*															
Jan. 15	TEXAS TECH*															
Jan. 18	@Texas*															
Jan. 22	KANSAS*															
Jan. 25	@Baylor*															
Jan. 29	@Ole Miss															
Feb. 2	OKLAHOMA STATE*															
Feb. 5	@TCU*															
Feb. 9	BAYLOR*															
Feb. 12	@Iowa State*															
Feb. 14	WEST VIRGINIA*															
Feb. 19	@Oklahoma State*															
Feb. 22	@Kansas*															
Feb. 26	IOWA STATE*															
Feb. 28	@Texas Tech*															
March 5	OKLAHOMA*															

2021-22 MISCELLANEOUS SEASON/CAREER STATS

SEASON	Team Leader			Games With					Double-Doubles	
	Points	Rebounds	Assists	10+Pts	20+Pts	30+Pts	10+Rebs	10+Asts	Point/Reb.	Point/Ast.
Davion Bradford										
Jordan Brooks										
Maximus Edwards										
Kaosi Ezeagu										
Trey Harris										
Drew Honas										
Luke Kasubke										
Logan Landers										
Seryee Lewis										
Carlton Linguard, Jr.										
Ish Massoud										
Mike McGuirl										
Selton Miguel		1		1						
Markquis Nowell			1							
Nijel Pack	1			1						
Mark Smith				1						

CAREER	Team Leader			Games With					Double-Doubles	
	Points	Rebounds	Assists	10+Pts	20+Pts	30+Pts	10+Rebs	10+Asts	Point/Reb.	Point/Ast.
Davion Bradford	4	7		10			1			
Josh Brooks										
Maximus Edwards										
Kaosi Ezeagu		2		2						
Trey Harris										
Drew Honas										
Luke Kasubke										
Logan Landers										
Seryee Lewis										
Carlton Linguard, Jr.				1						
Ish Massoud				11	1	1				
Mike McGuirl	13	7	19	30	2					
Selton Miguel	1	3	7	8						
Markquis Nowell			1	48	17	3		5		5
Nijel Pack	12	1	12	17	3					
Mark Smith				41	5		1		1	

DUNKS	SEASON	CAREER
Davion Bradford	0	32
Kaosi Ezeagu	0	11
Selton Miguel	0	3
Mike McGuirl	0	4
Seryee Lewis	0	2

FTs in LAST 5 MINUTES	SEASON	CAREER
Mike McGuirl	1-2	38-49
Mark Smith	1-2	1-2
Selton Miguel	0-0	14-20
Luke Kasubke	0-0	8-10
Nijel Pack	0-0	8-11
Davion Bradford	0-0	5-8
Kaosi Ezeagu	0-0	4-7
Seryee Lewis	0-0	2-5

CHARGES DRAWN	SEASON	CAREER
Nijel Pack	1	6
Mike McGuirl	0	16
Kaosi Ezeagu	0	6
Luke Kasubke	0	1

**PLAY HARD CHART	SEASON	CAREER
Nijel Pack	5	122
Mark Smith	5	5
Markquis Nowell	4	4
Mike McGuirl	3	365
Kaosi Ezeagu	3	88
Davion Bradford	2	98
Selton Miguel	2	95
Luke Kasubke	1	34
Carlton Linguard, Jr.	0	17
Seryee Lewis	0	15

**A point system based on the number of deflections/blocks, steals, dives, loose balls, offensive rebounds and charges and named in honor of former K-State director of development Wayne McClain who passed away on Oct. 15, 2014.

STARTING LINEUP (1)	SEASON	CAREER
McGuirl, Smith, Pack, Massoud, Ezeagu	1-0	1-0

GAMES MISSED	
Maximus Edwards	1
Seryee Lewis	1
Carlton Linguard, Jr.	1
TOTAL	3

TOP SCORING PERFORMANCES
18, Nijel Pack vs. Florida A&M (11/10/21)

TOP REBOUNDING PERFORMANCES
7, Selton Miguel vs. Florida A&M (11/10/21)

TOP ASSIST PERFORMANCES
6, Markquis Nowell vs. Florida A&M (11/10/21)

TOP 3-POINT FG PERFORMANCES
4, Nijel Pack vs. Florida A&M (11/10/21)

TOP STEAL PERFORMANCES
2, Mike McGuirl vs. Florida A&M (11/10/21)
2, Nijel Pack vs. Florida A&M (11/10/21)

TOP BLOCK PERFORMANCES

THE LAST TIME K-STATE...

Team

K-State was ranked No. 1 in AP Top 25: March 14, 1959
K-State was ranked in AP Top 25: No. 18 (March 18, 2019 // Final)
K-State was ranked in USA Today Coaches Poll: No. 19 (April 9, 2019 // Final)
Played AP No. 1-ranked opponent: Lost vs. Baylor, 77-68 (Jan. 14, 2017)
Defeated AP No. 1-ranked opponent: Oklahoma, 80-69 (Feb. 6, 2016)
Defeated AP No. 1-ranked opponent on road: Kansas, 68-64 (Jan. 17, 1994)
Played AP No. 2-ranked opponent: Lost to Baylor, 74-68 (March 11, 2021)
Defeated opponent ranked 3-10 by AP: No. 7 Oklahoma, 62-57 (Feb. 23, 2021)
Defeated opponent ranked 3-10 by AP on the road: No. 2 Baylor, 56-54 (Feb. 4, 2017)
Defeated opponent ranked 11-25 by AP: No. 12 West Virginia, 84-68 (Jan. 18, 2020)
Defeated AP Top 25 opponent at home: No. 7 Oklahoma, 62-57 (Feb. 23, 2021)
Defeated AP Top 25 opponent on the road: No. 20 Oklahoma, 74-61 (Jan. 16, 2019)
Defeated consecutive AP Top 25 opponents on the road:
 No. 20 Iowa State, 58-57 (Jan. 12, 2019) and No. 20 Oklahoma, 74-61 (Jan. 16, 2019)
Defeated AP Top 25 opponent at neutral site: No. 18 Kentucky, 61-58 (March 22, 2018)

Scoring

Scored 20 or more points: 23 by Nijel Pack vs. TCU (March 10, 2021)
Reserve scored 20 or more points: 23 by Antonio Gordon vs. Baylor (Dec. 19, 2020)
Freshman scored 20 or more points: 23 by Nijel Pack vs. TCU (March 10, 2021)
Scored 30 or more points: 31 by Xavier Sneed vs. Iowa State (March 7, 2020)
Freshman scored 30 or more points: 34 by Marcus Foster vs. Texas (Feb. 8, 2014)
Scored 35 or more points: 38 by Barry Brown, Jr., vs. Oklahoma State (Jan. 10, 2018)
Scored 40 or more points: 44 by Denis Clemente at Texas (Jan. 31, 2009)
Scored 50 or more points: 62 by Askia Jones vs. Fresno State (March 24, 1994) *school record*
Two or more Wildcats scored 30 or more points in same game:
 Michael Beasley (44) and Bill Walker (31) at Baylor (Feb. 23, 2008)
Two or more Wildcats scored 20 or more points in same game:
 Barry Brown, Jr. (25) and Dean Wade (20) at Oklahoma (Jan. 16, 2019)
Three or more Wildcats scored 20 or more points in same game:
 Dean Wade (34), Kamau Stokes (23) and Barry Brown, Jr., (21) at Iowa State (Dec. 29, 2017)
Scored 20 points in one half: 26 (1st) by Xavier Sneed vs. Iowa State (March 7, 2020)
Scored 20 points/two straight games:
 Barry Brown, Jr., (2), 23 vs. Iowa State (Feb. 16, 2019) and 21 at West Virginia (Feb. 18, 2019)
Scored 20 points/three straight games: Barry Brown, Jr. (3), 29 vs. West Virginia (Jan. 9, 2019); 23 at Iowa State (Jan. 12, 2019); 25 at Oklahoma (Jan. 16, 2019)
Scored 30 points/two straight games:
 Michael Beasley, 30 vs. George Mason (Nov. 22, 2007) and 30 vs. UCF (Nov. 23, 2007)
No Wildcat scored in double figures: at Nebraska (Jan. 26, 1983)
One Wildcat scored in double figures: Dajuan Gordon (12) vs. Kansas (Feb. 17, 2021)
Four Wildcats scored in double figures:
 Davion Bradford (14), Rudi Williams (12), Dajuan Gordon (11), Mike McGuirl (11) at No. 4/Texas (Jan. 16, 2021)
Five Wildcats scored in double figures: Davion Bradford (18), Selton Miguel (17), Rudi Williams (16), Nijel Pack (12) and Mike McGuirl (11) vs. Milwaukee (Dec. 11, 2020)
Six Wildcats scored in double figures: D.J. Johnson (19), Barry Brown, Jr. (14), Xavier Sneed (12), Wesley Iwundu (11), Kamau Stokes (10) and Dean Wade (10) vs. Colorado State (Dec. 17, 2016)
All five Wildcat starters scored in double figures: Cartier Diarra (15), Barry Brown, Jr. (13), Xavier Sneed (11), Makol Mawien (10) and Kamau Stokes (10) vs. Iowa State (March 15, 2019)
K-State scored 70 or more points: 71 vs. TCU (March 10, 2021)
K-State scored 80 or more points: 84 vs. West Virginia (Jan. 18, 2020)
K-State scored 90 or more points: 95 vs. Eastern Kentucky (Nov. 16, 2018)
K-State scored 100 or more points: 100 vs. North Florida (Dec. 31, 2010)

Field Goal Shooting

Made 10 or more field goals: 10 by Xavier Sneed vs. Iowa State (March 7, 2020)
Made 15 or more field goals: 15 by Michael Beasley vs. Nebraska (Feb. 6, 2008)
100 percent from the field (min. 10 att): 100.0% (11-11) by Eddie Elder vs. Colorado (Feb. 23, 1985)
100 percent from the field (min. 5 att): 100.0% (9-9) by Antonio Gordon vs. Baylor (Dec. 19, 2020)
K-State connected on 50 percent or better: 51.0% (26-51) vs. Texas (Feb. 9, 2021)
K-State connected on 50 percent or better in both halves:
 50.0% (15-30)/1st half and 60.9% (14-23)/2nd half vs. Milwaukee (Dec. 11, 2020)
K-State connected on 60 percent or better: 62.5% (35-56) vs. Alabama State (Dec. 11, 2019)
K-State connected on 60 percent or better in both halves:
 62.5% (15-24)/1st half and 69.6% (16-23)/2nd half vs. Wake Forest (March 14, 2017)
K-State connected on 70 percent or better: 70% (42-60) vs. Southern Colorado (Nov. 30, 1985)
K-State made 30 or more field goals: 35 vs. Alabama State (Dec. 11, 2019)
K-State made 40 or more field goals: 41 vs. Missouri (Jan. 3, 1998)
K-State made 45 or more field goals: 49 vs. Morgan State (Jan. 5, 1985) *school record*
K-State made 50 or more field goals: *Never been done in recorded school history*
K-State attempted 60 or more field goals: 65 vs. TCU (Jan. 2, 2020)
K-State attempted 70 or more field goals: 74 at Alabama (Jan. 25, 2020)
K-State attempted 80 or more field goals: 88 vs. South Dakota (Jan. 3, 2010)
K-State attempted 90 or more field goals: 94 vs. Houston (March 14, 1970)
K-State attempted 100 or more field goals: 103 vs. Cal State Fullerton (Dec. 2, 1967)

3-Point Field Goal Shooting

Made 5 or more 3-point field goals: 6 by Nijel Pack vs. Baylor (March 11, 2021)
Made 10 or more 3-point field goals: 14 by Askia Jones vs. Fresno State (March 24, 1994) *school record*
100 percent from the field (min. 6 att): 100.0% (6-6) by Denis Clemente at Texas (Jan. 31, 2009)
K-State connected on 50 percent or better (min. 10 att): 54.5% (12-22) vs. Alabama State (Dec. 11, 2019)
K-State connected on 60 percent or better (min. 10 att): 71.4% (10-14) vs. Western Illinois (Nov. 11, 2016)
K-State connected on 70 percent or better (min. 10 att): 71.4% (10-14) vs. Western Illinois (Nov. 11, 2016)
K-State connected on 80 percent or better (min. 10 att): 80.0% (8-10) vs. Coastal Carolina (Dec. 6, 1997)
K-State made 10 or more 3-point field goals: 10 vs. Texas A&M (Jan. 30, 2021)
K-State made 15 or more 3-point field goals: 16 at Oklahoma State (Feb. 2, 2019) *most in a conference game*
K-State made 20 or more 3-point field goals: 23 vs. Fresno State (March 24, 1994) *school record*
K-State attempted 30 or more 3-point field goals: 35 vs. Texas A&M (Jan. 30, 2021)
K-State attempted 35 or more 3-point field goals: 35 vs. Texas A&M (Jan. 30, 2021)

Double-Double / Triple-Double

Had a Triple-Double: *Never happened in recorded school history*
Had a 20/20 Double-Double (Pts/Rebs): Michael Beasley (28 pts, 22 rebs) vs. Western Illinois (Nov. 17, 2007)
Had a Double-Double (Pts/Rebs): Dajuan Gordon (11 pts, 10 rebs) vs. Oklahoma (Feb. 23, 2021)
Had a Double-Double (Pts/Asts): Marcus Foster (18 pts, 10 asts) at Baylor (Feb. 15, 2014)
Had a Double-Double (Rebs/Asts): *Never happened in recorded school history*
Had a Double-Double in Consecutive Games:
 Wesley Iwundu (16 pts, 10 rebs at TCU; March 1, 2017) and (10 pts, 10 rebs vs. Texas Tech; March 4, 2017)
Two with Double-Doubles:
 Thomas Gipson (10 pts, 13 rebs) and Wesley Iwundu (10 pts, 10 rebs) at Oklahoma State (March 3, 2014)

Free Throw Shooting

Made 10 or more free throws: 11 by Dajuan Gordon at Iowa State (Dec. 15, 2020)
Made 15 or more free throws: 15 by Jacob Pullen vs. Kansas (Feb. 14, 2011)
Perfect at the FT line (min. 10 att): 11-11 by Dajuan Gordon at Iowa State (Dec. 15, 2020)
Perfect at the FT line: 17-17 by Steve Henson at Iowa State (Feb. 24, 1988) *school record*
K-State connected on 80 percent or better (min. 15 att.): 80.0% (16-20) vs. Baylor (March 11, 2021)
K-State connected on 90 percent or better (min. 15 att.): 93.8% (15-16) at Iowa State (Jan. 20, 2015)
K-State connected on 100 percent or better (min. 15 att.): 100% (16-16) vs. Nebraska (Jan. 26, 1980)
K-State made 20 or more free throws: 26 at Iowa State (Dec. 15, 2020)
K-State made 30 or more free throws: 36 vs. South Dakota (Nov. 20, 2015)
K-State made 40 or more free throws: 41 vs. Oklahoma (Dec. 29, 1958)
K-State attempted 30 or more free throws: 30 vs. Fort Hays State (Dec. 8, 2020)
K-State attempted 40 or more free throws: 40 at West Virginia (Feb. 11, 2017)
K-State attempted 50 or more free throws: 54 at Colorado (Jan. 16, 2010)
K-State attempted 55 or more free throws: 56 vs. Purdue (Dec. 1, 1958) *school record*

Rebounds

Had 10 or more rebounds: 10 by Dajuan Gordon vs. Oklahoma (Feb. 23, 2021)
Had 15 or more rebounds: 16 by Dean Wade vs. Denver (Nov. 12, 2018)
Had 20 or more rebounds: 22 by Michael Beasley vs. Western Illinois (Nov. 17, 2007)
Had 10 or more rebounds in consecutive games:
 Dajuan Gordon (12 vs. Jacksonville; Dec. 21, 2020) and (10 vs. Omaha; Dec. 29, 2020)
Multiple players had 10 or more rebounds:
 Davion Bradford (10 rebs) and Dajuan Gordon (10 rebs) vs. Omaha (Dec. 29, 2020)
K-State had 20 or more offensive rebounds: 22 at Alabama (Jan. 25, 2020)
K-State had 30 or more defensive rebounds: 32 at Oklahoma (Jan. 19, 2021)
K-State had 40 or more rebounds: 45 vs. Jacksonville (Dec. 21, 2020)
K-State had 50 or more rebounds: 52 vs. Central Arkansas (Dec. 1, 2013)
K-State had 60 or more rebounds: 61 at Oregon State (Dec. 6, 2003)

Assists

Had 10 or more assists: 10 by Cartier Diarra vs. Alabama State (Dec. 11, 2019)
Had 15 or more assists: 16 by Keith Frazier vs. Central Missouri (Dec. 18, 1976) *school record*
K-State had 20 or more assists: 23 vs. Jacksonville (Dec. 21, 2020)
K-State had 30 or more assists: 30 vs. Gardner-Webb (Dec. 14, 2008)

Blocked Shots

Had 5 or more blocked shots: 5 by Jordan Henriquez vs. La Salle (March 22, 2013)
Had 10 or more blocked shots: *Never happened in recorded school history*
K-State had 5 or more blocked shots: 5 vs. Milwaukee (Dec. 11, 2020)
K-State had 10 or more blocked shots: 11 vs. North Florida (Dec. 11, 2021)

Steals

Had 5 or more steals: 5 by Cartier Diarra vs. Florida A&M (Dec. 2, 2019)
Had 10 or more steals: *Never happened in recorded school history*
K-State had 10 or more steals: 11 vs. Baylor (March 11, 2021)
K-State had 15 or more steals: 17 vs. Monmouth (Nov. 13, 2019)

THE LAST TIME K-STATE...

Turnovers

K-State had 3 or fewer turnovers: 3 vs. SIU-Edwardsville (Dec. 14, 1978) *school record*
K-State had 5 or fewer turnovers: 5 vs. George Washington (Nov. 24, 2017)
Opponent committed 15 or more turnovers: 16 by Iowa State (March 6, 2021)
Opponent committed 20 or more turnovers: 20 by Fort Hays State (Dec. 8, 2020)

Overtime

Played an Overtime Game: at UNLV, 60-56 (Nov. 9, 2019)
Played an Overtime Game at home: Lost vs. TCU, 86-80 (Feb. 1, 2017)
Played a 2-Overtime Game: Lost at No. 13 Baylor, 79-72 (Jan. 20, 2016)
Played a 3-Overtime Game: Lost at Oregon State, 87-72 (Dec. 6, 2003)
Played a 4-Overtime Game: Lost at Missouri State, 82-80 (Dec. 8, 1987)
Played in Consecutive OT Games:
(2) Won vs. No. 7 Kansas, 85-82 (Feb. 10, 2014) and Lost at Baylor, 87-73 (Feb. 15, 2014)

Winning Streaks

K-State won consecutive games: vs. Iowa State (March 7, 2020) and TCU (March 11, 2020)
K-State had a 5 or more game winning streak: 5, Jan. 9-22, 2019
(longest since winning 6, Nov. 9-24, 2018)
K-State had a 10 or more game winning streak: 10, Nov. 24, 2013 to Jan. 7, 2014
K-State had a 15 or more game winning streak: 21, Dec. 19, 1958 to March 13, 1959
K-State had a 20 or more game winning streak: 21, Dec. 19, 1958 to March 13, 1959

Miscellaneous

Hit a Buzzer Beater: at Iowa State, 58-57 (Jan. 12, 2019) [Barry Brown, Jr., lay-up at :04.0]
Won after trailing by at least 10 points in second half: 21 vs. West Virginia (Jan. 9, 2019)
(down 42-21, 18:49 remaining - won 71-69) school record
Won after trailing by at least 15 points in second half: 21 vs. West Virginia (Jan. 9, 2019)
(down 42-21, 18:49 remaining - won 71-69) school record

BRUCE WEBER ERA HIGHS/LOWS

Team Highs/Lows

Points:
High: 98, vs. Southern Utah (11/14/14)
Low: 41, vs. Kansas (2/17/21)

Field Goals Made:
High: 37, vs. Eastern Kentucky (11/16/18)
Low: 12, vs. Bradley (12/9/14)

Field Goals Attempted:
High: 74, at Alabama (1/25/20)
Low: 34, vs. Bradley (12/9/14)

Field Goal Percentage:
High: 66.0 (31-47) vs. Wake Forest (3/14/17)
Low: 25.0 (14-56) at Oklahoma (2/25/17)

3-Point Field Goals Made:
High: 16, at Oklahoma State (2/2/19)
Low: 1, 7 times [most recently: vs. Kennesaw State (11/9/18)]

3-Point Field Goals Attempted:
High: 37, at Oklahoma (1/4/20)
Low: 6, twice [most recently: vs. TCU (3/11/15)]

3-Point Field Goal Percentage:
High: 71.4% (10-14) vs. Western Illinois (11/11/16)
Low: 5.6% (1-18) at West Virginia (1/26/16)

Free Throws:
High: 36, vs. South Dakota (11/20/15)
Low: 2, vs. Kansas (2/17/21)

Free Throws Attempted:
High: 48, vs. Southern Utah (11/14/14)
Low: 5, twice [most recently: at Kansas (2/25/19)]

Free Throws Percentage:
High: 100.0, twice
[most recently: 5-5 at Kansas (2/25/19)]
Low: 23.1 (3-13) vs. Pitt (11/25/19)

Offensive Rebounds:
High: 29, vs. North Florida (11/18/2012)
Low: 2, twice [most recently: at Oklahoma State (2/14/18)]

Defensive Rebounds:
High: 42, vs. Alabama-Huntsville (11/13/12)
Low: 13, at Texas Tech (1/6/18)

Rebounds:
High: 55, vs. Alabama-Huntsville (11/13/12)
Low: 19, at Texas Tech (1/6/18)

Fouls:
High: 32, vs. Arizona State (11/23/17)
Low: 8, vs. Texas (1/2/19)

Assists:
High: 29, vs. Alabama State (12/11/19)
Low: 4, twice [most recently: vs. UMBC (3/18/18)]

Turnovers:
High: 28, vs. West Virginia (1/23/21)
Low: 4, vs. Gonzaga (12/21/13)

Blocked Shots:
High: 9, at Texas Tech (2/25/14)
Low: 0, 17 times
[most recently: vs. Baylor (3/11/21)]

Steals:
High: 19, vs. Northern Arizona (11/20/17)
Low: 0, twice [most recently: vs. Texas (2/22/16)]

Points in the Paint:
High: 50, vs. Eastern Kentucky (11/16/18)
Low: 8, twice [most recently: at Kansas (2/25/19)]

Points off Turnovers:
High: 38, vs. Northern Arizona (11/20/17)
Low: 1, vs. West Virginia (3/10/17)

Second Chance Points:
High: 25, at Oklahoma State (3/3/14)
Low: 0, vs. TCU (3/2/16)

Fast Break Points:
High: 24, vs. Kennesaw State (11/9/18)
Low: 0, 12 times
[most recently: vs. Saint Louis (12/21/19)]

Bench Points:
High: 45, twice [most recently: vs. Texas (1/30/13)]
Low: 0, 3 times [most recently: vs. Georgia (1/27/18)]

First-Half Points:
High: 53, twice [most recently: at Iowa State (12/29/17)]
Low: 12, vs. Georgia (12/31/14)

First-Half Field Goal Percentage:
High: 82.4% (14/17) vs. Texas A&M (12/20/14)
Low: 16.0% (4/25) at TCU (2/18/15)

Second-Half Points:
High: 58, vs. Eastern Kentucky (11/16/18)
Low: 17, at Baylor (2/21/15)

Second-Half Field Goal Percentage:
High: 75.0% (12/16) vs. Oklahoma State (1/24/15)
Low: 22.2% (6/27) at West Virginia (2/3/18)

Opponent Highs/Lows

Points:
High: 107, by Baylor (1/27/21)
Low: 26, by Alabama-Huntsville (11/13/12)

Field Goals Made:
High: 41, by Baylor (1/27/21)
Low: 9, by Alabama-Huntsville (11/13/12)

Field Goals Attempted:
High: 71, by Baylor (1/27/21)
Low: 37, twice [most recently: vs. Texas (2/7/15)]

Field Goal Percentage:
High: 63.5% (33/52) by Georgetown (11/22/13)
Low: 16.4% (9/55) by Alabama-Huntsville (11/13/12)

3-Point Field Goals Made:
High: 17, by Baylor (1/27/21)
Low: 1, 6 times
[most recently: by Florida A&M (12/2/19)]

3-Point Field Goals Attempted:
High: 34, twice [most recently: by Creighton (3/16/18)]
Low: 8 by West Virginia (1/12/13)

3-Point Field Goal Percentage:
High: 60.7% (17/28) by Baylor (1/27/21)
Low: 6.3%, (1/16) by Pitt (1/25/19)]

Free Throws:
High: 30 by Texas Tech (1/5/21)
Low: 2 by Oklahoma State (2/2/19)

Free Throws Attempted:
High: 44, by Arizona State (11/23/17)
Low: 4, twice [most recently: by TCU (3/11/20)]

Free Throw Percentage:
High: 100.0% (10/10) by SE Missouri State (12/16/17)
Low: 22.2% (2/9) by Oklahoma State (2/2/19)

Offensive Rebounds:
High: 21, by Robert Morris (11/22/16)
Low: 2, by Kansas (2/3/16)

Defensive Rebounds:
High: 36, by Northern Colorado (11/8/13)
Low: 12, by Savannah State (12/14/14)

Rebounds:
High: 54, by Baylor (2/15/14)
Low: 19, by SE Missouri State (12/16/17)

Fouls:
High: 31, twice [most recently: by UMES (11/13/15)]
Low: 8, by Alabama State (12/11/19)

Assists:
High: 24, 3 times
[most recently: by Baylor (12/19/20)]
Low: 2, by Pitt (11/25/19)

Turnovers:
High: 31, by Northern Arizona (11/20/17)
Low: 4, by Texas Tech (2/5/13)

Blocked Shots:
High: 12, by Texas (3/7/15)
Low: 0, 17 times [most recently: Florida A&M (12/2/19)]

Steals:
High: 14, 3 times [most recently: by Baylor (1/27/21)]
Low: 0, twice [most recently: by Texas (2/22/16)]

Points in the Paint:
High: 50, by West Virginia (2/11/17)
Low: 4, by UMKC (11/14/17)

Points off Turnovers:
High: 34, by Baylor (1/27/21)
Low: 0, by Georgia (12/31/14)

Second Chance Points:
High: 24, by Iowa State (1/20/15)
Low: 0, by Georgia State (12/15/18)

Fast Break Points:
High: 24, by Oklahoma (1/9/16)
Low: 0, 15 times

Bench Points:
High: 54, by West Virginia (1/2/16)
Low: 0, by TCU (3/11/20)

First-Half Points:
High: 56, by Baylor (12/19/20)
Low: 10, by Tulane (12/28/13)

First-Half Field Goal Percentage:
High: 70.0% (14/20) by Kansas (1/29/18)
Low: 12.5% (4/32) by Long Beach State (11/24/13)

Second-Half Points:
High: 55, by Purdue (11/24/14)
Low: 14, by Kennesaw State (11/9/18)

Second-Half Field Goal Percentage:
High: 81.3% (13/16) vs. Oklahoma State (2/11/20)
Low: 16.7% (3/18) vs. La Salle (3/22/13)



2021-22 Record/Conf:

Next Game:
Nov. 17, 2021
vs. Omaha

Head Coach:
Bruce Weber
(Wisc.-Milwaukee '78)
KS: 171-130 / 10th
CAR: 484-285 / 24th

Assistants
Chris Lowery
Jeremaine Henderson
Shane Southwell

**2021-22
Schedule**
Pitt State, W 78-59
Florida A&M, W, 67-57
Omaha
vs. Arkansas
vs. Cincinnati/Illinois
North Dakota
UAlbany
@Wichita State
Marquette
Green Bay
@Nebraska
McNeese State
Morgan State
@Oklahoma*
Texas*
@West Virginia*
TCU*
Texas Tech*
@Texas*
Kansas*
@Baylor*
@Ole Miss
Oklahoma State*
@TCU*
Baylor*
@Iowa State*
West Virginia*
@Oklahoma State*
@Kansas*
Iowa State*
@Texas Tech*
Oklahoma*

**2021-22
Schedule**
Pitt State, W 78-59
Florida A&M, W, 67-57
Omaha
vs. Arkansas
vs. Cincinnati/Illinois
North Dakota
UAlbany
@Wichita State
Marquette
Green Bay
@Nebraska
McNeese State
Morgan State
@Oklahoma*
Texas*
@West Virginia*
TCU*
Texas Tech*
@Texas*
Kansas*
@Baylor*
@Ole Miss
Oklahoma State*
@TCU*
Baylor*
@Iowa State*
West Virginia*
@Oklahoma State*
@Kansas*
Iowa State*
@Texas Tech*
Oklahoma*

**2021-22
Schedule**
Pitt State, W 78-59
Florida A&M, W, 67-57
Omaha
vs. Arkansas
vs. Cincinnati/Illinois
North Dakota
UAlbany
@Wichita State
Marquette
Green Bay
@Nebraska
McNeese State
Morgan State
@Oklahoma*
Texas*
@West Virginia*
TCU*
Texas Tech*
@Texas*
Kansas*
@Baylor*
@Ole Miss
Oklahoma State*
@TCU*
Baylor*
@Iowa State*
West Virginia*
@Oklahoma State*
@Kansas*
Iowa State*
@Texas Tech*
Oklahoma*

**2021-22
Schedule**
Pitt State, W 78-59
Florida A&M, W, 67-57
Omaha
vs. Arkansas
vs. Cincinnati/Illinois
North Dakota
UAlbany
@Wichita State
Marquette
Green Bay
@Nebraska
McNeese State
Morgan State
@Oklahoma*
Texas*
@West Virginia*
TCU*
Texas Tech*
@Texas*
Kansas*
@Baylor*
@Ole Miss
Oklahoma State*
@TCU*
Baylor*
@Iowa State*
West Virginia*
@Oklahoma State*
@Kansas*
Iowa State*
@Texas Tech*
Oklahoma*

**2021-22
Schedule**
Pitt State, W 78-59
Florida A&M, W, 67-57
Omaha
vs. Arkansas
vs. Cincinnati/Illinois
North Dakota
UAlbany
@Wichita State
Marquette
Green Bay
@Nebraska
McNeese State
Morgan State
@Oklahoma*
Texas*
@West Virginia*
TCU*
Texas Tech*
@Texas*
Kansas*
@Baylor*
@Ole Miss
Oklahoma State*
@TCU*
Baylor*
@Iowa State*
West Virginia*
@Oklahoma State*
@Kansas*
Iowa State*
@Texas Tech*
Oklahoma*

**2021-22
Schedule**
Pitt State, W 78-59
Florida A&M, W, 67-57
Omaha
vs. Arkansas
vs. Cincinnati/Illinois
North Dakota
UAlbany
@Wichita State
Marquette
Green Bay
@Nebraska
McNeese State
Morgan State
@Oklahoma*
Texas*
@West Virginia*
TCU*
Texas Tech*
@Texas*
Kansas*
@Baylor*
@Ole Miss
Oklahoma State*
@TCU*
Baylor*
@Iowa State*
West Virginia*
@Oklahoma State*
@Kansas*
Iowa State*
@Texas Tech*
Oklahoma*

**2021-22
Schedule**
Pitt State, W 78-59
Florida A&M, W, 67-57
Omaha
vs. Arkansas
vs. Cincinnati/Illinois
North Dakota
UAlbany
@Wichita State
Marquette
Green Bay
@Nebraska
McNeese State
Morgan State
@Oklahoma*
Texas*
@West Virginia*
TCU*
Texas Tech*
@Texas*
Kansas*
@Baylor*
@Ole Miss
Oklahoma State*
@TCU*
Baylor*
@Iowa State*
West Virginia*
@Oklahoma State*
@Kansas*
Iowa State*
@Texas Tech*
Oklahoma*

**2021-22
Schedule**
Pitt State, W 78-59
Florida A&M, W, 67-57
Omaha
vs. Arkansas
vs. Cincinnati/Illinois
North Dakota
UAlbany
@Wichita State
Marquette
Green Bay
@Nebraska
McNeese State
Morgan State
@Oklahoma*
Texas*
@West Virginia*
TCU*
Texas Tech*
@Texas*
Kansas*
@Baylor*
@Ole Miss
Oklahoma State*
@TCU*
Baylor*
@Iowa State*
West Virginia*
@Oklahoma State*
@Kansas*
Iowa State*
@Texas Tech*
Oklahoma*

**2021-22
Schedule**
Pitt State, W 78-59
Florida A&M, W, 67-57
Omaha
vs. Arkansas
vs. Cincinnati/Illinois
North Dakota
UAlbany
@Wichita State
Marquette
Green Bay
@Nebraska
McNeese State
Morgan State
@Oklahoma*
Texas*
@West Virginia*
TCU*
Texas Tech*
@Texas*
Kansas*
@Baylor*
@Ole Miss
Oklahoma State*
@TCU*
Baylor*
@Iowa State*
West Virginia*
@Oklahoma State*
@Kansas*
Iowa State*
@Texas Tech*
Oklahoma*

**2021-22
Schedule**
Pitt State, W 78-59
Florida A&M, W, 67-57
Omaha
vs. Arkansas
vs. Cincinnati/Illinois
North Dakota
UAlbany
@Wichita State
Marquette
Green Bay
@Nebraska
McNeese State
Morgan State
@Oklahoma*
Texas*
@West Virginia*
TCU*
Texas Tech*
@Texas*
Kansas*
@Baylor*
@Ole Miss
Oklahoma State*
@TCU*
Baylor*
@Iowa State*
West Virginia*
@Oklahoma State*
@Kansas*
Iowa State*
@Texas Tech*
Oklahoma*

**2021-22
Schedule**
Pitt State, W 78-59
Florida A&M, W, 67-57
Omaha
vs. Arkansas
vs. Cincinnati/Illinois
North Dakota
UAlbany
@Wichita State
Marquette
Green Bay
@Nebraska
McNeese State
Morgan State
@Oklahoma*
Texas*
@West Virginia*
TCU*
Texas Tech*
@Texas*
Kansas*
@Baylor*
@Ole Miss
Oklahoma State*
@TCU*
Baylor*
@Iowa State*
West Virginia*
@Oklahoma State*
@Kansas*
Iowa State*
@Texas Tech*
Oklahoma*

**2021-22
Schedule**
Pitt State, W 78-59
Florida A&M, W, 67-57
Omaha
vs. Arkansas
vs. Cincinnati/Illinois
North Dakota
UAlbany
@Wichita State
Marquette
Green Bay
@Nebraska
McNeese State
Morgan State
@Oklahoma*
Texas*
@West Virginia*
TCU*
Texas Tech*
@Texas*
Kansas*
@Baylor*
@Ole Miss
Oklahoma State*
@TCU*
Baylor*
@Iowa State*
West Virginia*
@Oklahoma State*
@Kansas*
Iowa State*
@Texas Tech*
Oklahoma*

**2021-22
Schedule**
Pitt State, W 78-59
Florida A&M, W, 67-57
Omaha
vs. Arkansas
vs. Cincinnati/Illinois
North Dakota
UAlbany
@Wichita State
Marquette
Green Bay
@Nebraska
McNeese State
Morgan State
@Oklahoma*
Texas*
@West Virginia*
TCU*
Texas Tech*
@Texas*
Kansas*
@Baylor*
@Ole Miss
Oklahoma State*
@TCU*
Baylor*
@Iowa State*
West Virginia*
@Oklahoma State*
@Kansas*
Iowa State*
@Texas Tech*
Oklahoma*



00

MIKE MCGUIRL**** muh-GIRL Sr. // Guard									
6-3 200 Ellington, Conn. (East Catholic)	GP/GS	PPG	RPG	APG	SPG	FG%	3FG%	FT%	
Season	1/1	3.0	4.0	1.0	2.0	0.0	0.0	75.0	
Big 12	—	—	—	—	—	—	—	—	
Career	105/52	6.7	2.4	2.0	0.8	36.9	32.2	71.0	



1

MARKQUIS NOWELL mar-KEESE Jr. // Guard									
5-8 160 Harlem, N.Y. (St. Patrick/Little Rock)	GP/GS	PPG	RPG	APG	SPG	FG%	3FG%	FT%	
Season	1/0	6.0	2.0	6.0	0.0	40.0	0.0	1.000	
Big 12	—	—	—	—	—	—	—	—	
Career	69/52	14.2	3.2	4.9	1.9	39.3	36.4	85.9	



2

MAXIMUS EDWARDS Fr. // Guard									
6-5 220 Stratford, Conn. (Our Saviour Lutheran School [N.Y.])	GP/GS	PPG	RPG	APG	SPG	FG%	3FG%	FT%	
Season	—	—	—	—	—	—	—	—	
Big 12	—	—	—	—	—	—	—	—	
Career	—	—	—	—	—	—	—	—	



3

SELTON MIGUEL* SELL-ton So. // Guard									
6-4 210 Luanda, Angola (West Oaks Academy [Fla.])	GP/GS	PPG	RPG	APG	SPG	FG%	3FG%	FT%	
Season	1/0	10.0	7.0	1.0	0.0	66.7	1.000	0.0	
Big 12	—	—	—	—	—	—	—	—	
Career	30/22	7.3	3.2	2.2	0.9	33.9	24.2	67.6	



4

SERYEE LEWIS* pronounced like Siri So. // Forward									
6-9 230 Chicago, Ill. (Compass Prep [Ariz.])	GP/GS	PPG	RPG	APG	SPG	BPG	FG%	FT%	
Season	—	—	—	—	—	—	—	—	
Big 12	—	—	—	—	—	—	—	—	
Career	18/0	2.0	1.1	0.0	0.2	0.0	62.5	42.9	



12

CARLTON LINGUARD, JR.* Jr. // Forward									
7-0 220 San Antonio, Texas (Stevens/Temple College [Texas])	GP/GS	PPG	RPG	APG	SPG	BPG	FG%	FT%	
Season	—	—	—	—	—	—	—	—	
Big 12	—	—	—	—	—	—	—	—	
Career	17/0	2.2	1.3	0.2	0.1	0.1	45.7	50.0	



13

MARK SMITH Sr. // Guard									
6-4 225 Edwardsville, Ill. (Edwardsville/Missouri)	GP/GS	PPG	RPG	APG	SPG	BPG	FG%	FT%	
Season	1/1	12.0	6.0	1.0	0.0	40.0	33.3	50.0	
Big 12	—	—	—	—	—	—	—	—	
Career	101/81	8.9	3.2	1.2	0.8	38.3	35.3	76.0	



14

DREW HONAS* HO-nus Sr. // Guard									
6-2 175 Medicine Lodge, Kan. (Medicine Lodge/Pratt CC [Kan.])	GP/GS	PPG	RPG	APG	SPG	BPG	FG%	FT%	
Season	—	—	—	—	—	—	—	—	
Big 12	—	—	—	—	—	—	—	—	
Career	9/0	0.2	0.2	0.0	0.0	16.7	0.0	—	



15

TREY HARRIS So. // Guard									
5-11 165 Bloomington, Ill. (Bloomington/Indian Hills CC [Iowa])	GP/GS	PPG	RPG	APG	SPG	BPG	FG%	FT%	
Season	—	—	—	—	—	—	—	—	
Big 12	—	—	—	—	—	—	—	—	
Career	—	—	—	—	—	—	—	—	



20

KAOSI EZEAGU* K-C Easy-A-GOO Jr. // Forward									
6-10 210 Brampton, Ontario (GTA Prep/UTEP)	GP/GS	PPG	RPG	APG	SPG	BPG	FG%	FT%	
Season	1/1	7.0	5.0	3.0	0.0	0.0	50.0	62.5	
Big 12	—	—	—	—	—	—	—	—	
Career	49/15	4.0	3.3	0.2	0.3	0.8	56.4	48.0	



21

DAVION BRADFORD* DAVE-eh-on So. // Forward									
7-0 270 St. Louis, Mo. (Chaminade)	GP/GS	PPG	RPG	APG	SPG	BPG	FG%	FT%	
Season	1/0	3.0	3.0	0.0	0.0	0.0	50.0	50.0	
Big 12	—	—	—	—	—	—	—	—	
Career	30/25	7.5	4.3	0.2	0.2	0.4	61.9	58.7	



22

LUKE KASUBKE* KAH-soup-KEY So. // Guard									
6-5 190 St. Louis, Mo. (Chaminade)	GP/GS	PPG	RPG	APG	SPG	BPG	FG%	FT%	
Season	1/0	3.0	0.0	0.0	1.0	33.3	50.0	0.0	
Big 12	—	—	—	—	—	—	—	—	
Career	17/0	2.2	1.2	0.8	0.4	26.2	20.7	66.7	



23

JORDAN BROOKS So. // Forward									
6-4 190 Grayson, Ky. (East Carter/Bosco Institute [Ind./Iowa])	GP/GS	PPG	RPG	APG	SPG	BPG	FG%	FT%	
Season	—	—	—	—	—	—	—	—	
Big 12	—	—	—	—	—	—	—	—	
Career	2/0	—	—	—	—	—	—	—	



24

NIJEL PACK* pronounced like Nigel So. // Guard									
6-0 180 Indianapolis, Ind. (Lawrence Central)	GP/GS	PPG	RPG	APG	SPG	BPG	FG%	FT%	
Season	1/1	18.0	3.0	3.0	2.0	54.5	57.1	1.000	
Big 12	—	—	—	—	—	—	—	—	
Career	25/25	12.9	3.6	3.8	1.2	42.3	41.3	80.6	



25

ISH MASSOUD mah-SUED So. // Forward									
6-9 210 East Harlem, N.Y. (The MacDuffie School/Wake Forest)	GP/GS	PPG	RPG	APG	SPG	BPG	FG%	FT%	
Season	1/1	5.0	3.0	0.0	0.0	40.0	33.3	—	
Big 12	—	—	—	—	—	—	—	—	
Career	54/9	6.2	2.6	0.4	0.3	36.0	36.3	74.3	



33

LOGAN LANDERS Fr. // Forward									
6-9 215 Cedarburg, Wis. (Cedarburg)	GP/GS	PPG	RPG	APG	SPG	BPG	FG%	FT%	
Season	1/0	0.0	0.0	0.0	0.0	0.0	—	—	
Big 12	—	—	—	—	—	—	—	—	
Career	1/0	0.0	0.0	0.0	0.0	0.0	—	—	

LAST: 3 points (0-6 FG, 0-3 3FG, 3-4 FT), 4 rebs, 1 ast, 2 stls in 15 mins vs. FAMU (11/10/21)
► Opted to utilize his extra season of eligibility due to COVID-19 and return for the 2021-22 season.
► Earned All-Big 12 Honorable Mention honors in 2020-21.
► Has the longest consecutive start streak at 35 games dating back to the 2019-20 season.
► Lone Wildcat remaining from the 2018 Elite Eight and 2018-19 Big 12 Championship teams.

LAST: 6 points (2-5 FG, 0-2 3FG, 2-2 FT), 2 rebs, 6 asts in 23 mins vs. FAMU (11/10/21)
► Saw first action as a Wildcat vs. Florida A&M (11/10/21), dishing out team-high 6 assists.
► Needs 21 points (979) to top 1,000 points in his career.
► Has 48 career double-digit scoring games, including 17 games of 20 or more points.
► Has knocked down 156 career 3