



## K-STATE at TEXAS TECH

Oct. 23, 2021 • Jones AT&T Stadium • Lubbock, Texas

### KANSAS STATE WILDCATS



3-3, 0-3 Big 12

### TEXAS TECH RED RAIDERS



5-2, 2-2 Big 12

### ▼ THE BASICS

**Record** ..... 3-3 (0-3 Big 12)  
**Ranking** (AP/Coaches) ..... nr/nr  
**Last Game** ..... Oct. 16, 2021  
 Lost to Iowa State, 33-20  
**Coach** ..... Chris Klieman  
**Career Record** ..... 87-27 (9th)  
 at K-State ..... 15-14 (3rd)

**Record** ..... 5-2 (2-2 Big 12)  
**Ranking** (AP/Coaches) ..... nr/nr  
**Last Game** ..... Oct. 16, 2021  
 Won at Kansas, 41-14  
**Coach** ..... Matt Wells  
**Career Record** ..... 56-51 (9th)  
 at Texas Tech ..... 12-17 (3rd)

### ▼ STATISTICAL LEADERS

**Rushing** ..... Deuce Vaughn  
 108 att, 531 yds, 5 TD  
**Passing** ..... Skylar Thompson  
 56-82, 766 yds, 5 TD, 3 INT  
**Receiving** ..... Deuce Vaughn  
 23 rec, 234 yds, 2 TD  
**Tackling** ..... Daniel Green  
 34 tackles  
**Sacks** ..... Felix Anudike  
 5.0 sacks  
**Interceptions** ..... Five players  
 1 interception

**Rushing** ..... SaRodrick Thompson  
 63 att, 314 yds, 6 TD  
**Passing** ..... Henry Colomby  
 79-120, 1,066 yds, 4 TD, 3 INT  
**Receiving** ..... Erik Ezukanma  
 31 rec, 505 yds, 1 TD  
**Tackling** ..... Colin Schooler  
 56 tackles  
**Sacks** ..... Jay Hutchings  
 3.0 sacks  
**Interceptions** ..... D. Taylor-Demerson  
 2 interceptions

### ▼ INSIDE THE SERIES

**Overall** ..... 12-9  
**In Manhattan** ..... 7-2  
**In Lubbock** ..... 5-7  
**Current Streak** ..... Won 5  
**Longest Win Streak** ..... 5 (2016-20)

**Most K-State Pts** ..... 55 (2012)  
**Most TTU Pts** ..... 66 (2009)  
**3 Points or Less** ..... 1-0  
**7 Points or Less** ..... 6-1  
**Biggest Win** ..... 45-13 (2014)

### ▼ ON THE AIR

#### TELEVISION

**FS1**  
 Tim Brando (Play-by-Play)  
 Spencer Tillman (Analyst)



#### RADIO

**K-State Sports Network**  
 Wyatt Thompson (Play-by-Play)  
 Stan Weber (Analyst)  
 Matt Walters (Sidelines)



#### SATELLITE RADIO

XM Channel 384  
 SXM App 974



### ▼ FOLLOW K-STATE FOOTBALL



@KStateFB



@KStateFootball

### WILDCATS LOOK TO GET BACK ON TRACK IN LUBBOCK

Kansas State heads back out on the road in Big 12 play for a second time this year, as the Wildcats travel to Lubbock, Texas, to face Texas Tech this Saturday inside Jones AT&T Stadium. The game against the Red Raiders, which kicks at 11 a.m., will be televised by FS1 with **Tim Brando** (play-by-play) and **Spencer Tillman** (analyst) on the call.

The game can be heard across the 39-station K-State Sports Network with **Wyatt Thompson** (play-by-play), former K-State quarterback **Stan Weber** (analyst) and **Matt Walters** (sidelines) calling the action. Fans can also catch the game on SiriusXM (XM: 384; App: 974) in addition to The Varsity Network app.

### A LOOK AT K-STATE

• K-State looks to get into the win column in Big 12 play after dropping games at Oklahoma State (31-20), and at home to both Oklahoma (37-31) and Iowa State (33-20). The former two reside in the top 8 in this week's Associated Press Top 25, and the latter was there in the preseason.

• The Wildcats' three conference opponents, plus its difficult non-conference schedule in which they went 3-0 against, has their strength of schedule ranked second in the nation in the current Sagarin Ratings.

• Quarterback **Skylar Thompson** returned against the Sooners after missing the previous two games due to injury, and he put together one of the best passing performances of his career by setting highs in completions (29) and attempts (41), and tying his high for touchdown passes (3), while he threw for the second-most yards in his career (320).

• Thompson's favorite receiver against OU was **Deuce Vaughn**, who hauled in 10 passes for 104 yards and a touchdown. It was the second 100-yard receiving game of his career and just the seventh in school history by a running back or fullback.

• This year, Vaughn has totaled 777 scrimmage yards (543 rush/234 receive) and seven scores. In his 16 career games, Vaughn has at least 100 scrimmage yards 11 times – including all six games this year – and he ranks fourth nationally among active players in career all-purpose yards per game (124.87).

• Vaughn and Thompson have the luxury of playing behind an experienced line that brought back 100% of its starts from last year.

• Receivers **Malik Knowles**, **Phillip Brooks** and **Landry Weber** have combined for 45 receptions for 614 yards and four scores.

• The Wildcats, deploying a new 3-3-5 look and regularly rotating in over 25 players on defense, rank 23rd in the nation against the run (107.0 yds/gm).

• Linebackers **Daniel Green** (34) and **Cody Fletcher** (33) lead the team in tackles, and each have at least three stops behind the line.

• Defensive end **Felix Anudike-Uzomah** is second in the Big 12 and 18th nationally with five sacks on the year.

• The Wildcats have five interceptions as safeties **Russ Yeast** and **TJ Smith** each recorded a pick against Stanford, defensive tackle **Jaylen Pickle** had one against Southern Illinois, cornerback **Tee Denson** picked off Nevada, and **Julius Brents** had one against Oklahoma.

• **Malik Knowles** has returned a kickoff for a touchdown in two of the last three games, and he ranks second in the nation with a 36.0-yard return average.

### ▼ 2021 SCHEDULE

DATE	AP/C OPPONENT (TV)	TIME (CT)
Sept. 4	VS. nr/rv Stanford (AT&T Stadium; Arlington, Texas) (FS1)	W, 24-7
Sept. 11	S. ILLINOIS (Big 12 Now on ESPN+)	W, 31-23
Sept. 18	rv/rv NEVADA (Big 12 Now on ESPN+)	W, 38-17
Sept. 25	at rv/22 Oklahoma St.* (Big 12 Now on ESPN+)	L, 20-31
Oct. 2	6/4 OKLAHOMA* (FOX)	L, 31-37
Oct. 16	nr/rv IOWA STATE* (ESPN2)	L, 20-33
Oct. 23	at Texas Tech* (FS1)	11 a.m.
Oct. 30	TCU* (ESPN)	2:30 p.m.
Nov. 6	at Kansas*	TBA
Nov. 13	WEST VIRGINIA*	TBA
Nov. 20	20/20 BAYLOR*	TBA
(F) Nov. 26	at rv/rv Texas* (FOX)	11 a.m.

### ▼ A K-STATE WIN WOULD...

- Improve the Wildcats to 13-9 in the series and mark the sixth-straight win against the Red Raiders.
- Make K-State 10-1 against the Red Raiders over the last 11 meetings.
- Give the Wildcats' three-straight wins in Lubbock for the first time in series history.
- Move the current winning streak in the series to six games, which would be the longest by either team.
- Give the Wildcats a 13-6 advantage against the Red Raiders since Big 12 play began.

### ▼ WHERE TO FIND...

Media Information .....	2
Team Notes .....	3
Offensive Notes .....	3-5
Defensive Notes .....	5-6
Special Teams Notes .....	6
Opponent Breakdown .....	7
Last Time vs. Texas Tech .....	8
Career Stats vs. Texas Tech .....	9
2021 Opponent Tracker .....	10
Head Coach Chris Klieman .....	11-12
Assistant Coaches and Gameday Locations .....	13
Roster/Pronunciations .....	14-15
Depth Chart .....	16
Depth Chart Notes .....	17-19
Select Player Bios .....	20-29
Team Statistics .....	30-31
Game-by-Game Offensive Statistics .....	32
Defensive Statistics .....	33
Game-by-Game Defensive Statistics .....	34
Game-by-Game Summaries/Starters .....	35
Scoring Drives/Drive Analysis .....	36
Long Plays/Third Downs/Red Zone .....	37
Superlatives .....	38
Game Recaps .....	39-44
Last Time .....	45-49
Record Watch .....	50-51

## ▼ MEDIA SCHEDULE – TEXAS TECH

MONDAY 18	TUESDAY 19	WEDNESDAY 20	THURSDAY 21	FRIDAY 22	SATURDAY 23	SUNDAY 24
No Media Availability	<b>Press Conference</b> 12 p.m. – Lunch 12:30 p.m. – Chris Klieman 1 p.m. – Players  <b>FTP Information</b> Coach Klieman's press conference will be uploaded to the K-State FTP site at approximately 2 p.m. Contact Ryan Lackey for access.	No Media Availability	<b>Coordinator Media Availability</b> 2 p.m. – Coordinators  <b>FTP Information</b> Both coordinator media sessions will be uploaded to the K-State FTP site at approximately 3:30 p.m.	No Media Availability Travel to Lubbock, Texas	<b>Game 7</b> K-State at Texas Tech 11 a.m. FS1 Jones AT&T Stadium Lubbock, Texas  <b>Postgame</b> Coach Klieman and players outside locker room	No Media Availability K-State's game notes for the TCU game will be available on Monday, October 25 at 1 p.m.

## ▼ ATHLETICS COMMUNICATIONS



**RYAN LACKEY**  
Assistant AD/Communications

Primary Contact/Assistants & Players Requests

Cell ..... 785-587-7865

Email ..... rlackey@kstatesports.com

Twitter ..... @rlackey84



**KENNY LANNOU**  
Executive Associate A.D./Communications

Coach Klieman Requests

Cell ..... 785-587-7867

Email ..... klannou@kstatesports.com

Twitter ..... @KennyLannou



**MARY GORMAN**  
ADMINISTRATIVE ASST./COMMUNICATIONS

Credentials

Office ..... 785-532-6735

Email ..... mgorman@kstatesports.com

## CREDENTIALS

Media outlets interested in covering Kansas State football on either a season or individual-game basis are requested to submit all applications for credentials through the K-State Athletics Communications football credential application website, which is available at [www.k-statesports.com/media](http://www.k-statesports.com/media). K-State is unable to process written requests for football credentials. Please be sure and review the department's credential policies on page 221 of the 2021 K-State Football Media Guide.

Due to inconsistent mail delivery service on tight deadlines, media passes may not be mailed in some instances. If this is the case, passes may be picked up at a location to be determined by the K-State Athletics Communications Office. Individuals picking up credentials will be required to furnish positive identification.

Admission to the press level is for working media only. Only those media with official K-State credentials will be admitted. Friends, spouses, children under the age of 16 and non-workers are not welcome in the press area.

Only one field access credential will be allowed per media outlet for each game.

## WEEKLY MEDIA AVAILABILITY

**Tuesdays:** Head coach **Chris Klieman** hosts a weekly news conference in the Steel & Pipe Team Theatre of the Vanier Family Football Complex. Lunch will be served at noon followed by Klieman's press conference at 12:30 p.m. Requested players are available from 1 p.m., to 2 p.m. **Player requests must be submitted to Ryan Lackey by 12 p.m., on Mondays.**

**Thursdays:** Offensive coordinator **Courtney Messingham** and defensive coordinator **Joe Klanderman** will hold interviews for 10 minutes apiece beginning at 2 p.m. These will take place in the Steel & Pipe Team Theatre at the Vanier Family Football Complex.

## PRESS CONFERENCE VIDEO

Broadcast-quality video files for television newscasts of press conferences on Tuesday and Thursday will be available for download in the afternoons on those respective days. Please contact Ryan Lackey for FTP access instructions.

## POSTGAME INTERVIEWS

K-State's locker room is closed. Media will be asked to submit a list of player requests to Ryan Lackey at the start of the fourth quarter. During home games, Coach Klieman will address the media in the Steel & Pipe Team Theatre on the third floor of the Vanier Family Football Complex, followed by the requested players. To get to the theater, proceed to the concourse and walk toward the Vanier Family Football Complex. Enter the first set of double doors and take an immediate left into the theater. On the road, these interviews will take place either in the designated visiting interview area or outside the visiting locker room.

## WEEKLY BIG 12 TELECONFERENCE

The Big 12 Coaches Teleconference will be held monthly. The dates are Monday, September 13; Monday, October 11 and Monday, November 8. The schedule is as follows:

10:20 a.m.	Mike Gundy, Oklahoma State
<b>10:30 a.m.</b>	<b>Chris Klieman, K-State</b>
10:40 a.m.	Neal Brown, West Virginia
10:50 a.m.	Matt Wells, Texas Tech
11:00 a.m.	Dave Aranda, Baylor
11:10 a.m.	Matt Campbell, Iowa State
11:20 a.m.	Gary Patterson, TCU
11:30 a.m.	Steve Sarkisian, Texas
11:40 a.m.	Lincoln Riley, Oklahoma
11:50 a.m.	Lance Leipold, Kansas

# collegepressbox

## COLLEGE PRESSBOX

collegepressbox is the official media website for Division I football. Access and download game notes, quotes, statistics, media guides, headshots, logos and more for all FBS schools, conferences, postseason games, awards and the College Football Playoff. For access, please register for an account at [collegepressbox.com/register](http://collegepressbox.com/register).

## BIG 12 NOW ON ESPN+

Big 12 Now on ESPN+ is accessible to subscribers through the ESPN+ tab of the latest version of the ESPN app, on the web, iPhone, iPad, AppleTV (Generation 3 & 4), Android Handset, Roku, Chromecast, FireTV, Xbox, Playstation, Oculus Go and Samsung connected TVs (Tizen). Big 12 Now on ESPN+ is available for \$6.99 per month or \$69.99 per year or can be bundled with Disney+ and Hulu for \$13.99 per month. Cancel anytime.



## CHRIS KLIEMAN TV SHOW

Featuring the head coach of the Wildcats with the Voice of the Wildcats Wyatt Thompson, the Chris Klieman TV Show recaps the last game for the Wildcats and looks ahead to the coming week. The show will be available Mondays on Big 12 Now on ESPN+ in addition YURView Kansas on Mondays and Spectrum Sports on Tuesdays.

## CHRIS KLIEMAN RADIO SHOW

Featuring the head coach of the Wildcats with the Voice of the Wildcats Wyatt Thompson, the Chris Klieman Radio Show recaps the last game for the Wildcats and looks ahead to the coming week, while also taking calls in front of a live audience at Powercat Sports Grill in Manhattan. The show will be held every Thursday during the season from 7-8 p.m., with the exception of Thanksgiving Day (November 25) as K-State will be en route to Austin, Texas. The show will be available on many of the K-State Sports Network affiliates.

## 2021 RADIO AFFILIATES

MARKET	CALL LETTERS	FREQUENCY
Beloit	KVSV	1190 AM/105.5 FM/102.9 FM
Chanute	KINZ	95.3 FM
Clay Center	KCLY	100.9 FM
Coffeyville	KGGF	690 AM
Colby/Goodland	KRDQ	100.3 FM
Concordia	KNCK	1390 AM/98.3 FM
Dodge City	KAHE	95.5 FM
Emporia	KVOE	101.7 FM
Great Bend	KZRS	107.9 FM
Hays/Ness City	KKDT	93.5 FM
Hiawatha	KNZA	103.9 FM
Hutchinson/Wichita	KHMY	93.1 FM
Junction City	KJCK	1420 AM/107.9 FM
Kansas City	KCSF	610 AM
Kansas City	KMBZ	980 AM
Liberal	KSMN	1470 AM
Manhattan	KMAN	1350 AM/93.3 FM/93.7 FM
Manhattan	KMKF	101.5 FM
Marysville	KNDY	1570 AM/94.1 FM/95.5 FM
Medicine Lodge	KQOZ	98.3 FM
Norton	KQNK	1530 AM/106.7 FM
Phillipsburg	KKAN	1490 AM
Phillipsburg	KQMA	92.5 FM
Russell	KRSL	990 AM/98.1 FM
Salina	KSAL	1150 AM
Scott City	SKSL	94.5 FM
Seneca	KMZA	92.1 FM
Topeka	WIBW	580 AM/94.5 FM/104.9 FM
Wichita	KKGQ	92.3 FM
Winfield	KWLS	107.9 FM

## TOUGH ONES VS. TECH

- Kansas State has been tough in close contests against Texas Tech, as the Wildcats hold a five-game winning streak over the Red Raiders with three of those being one-score games.
- The last two games in Lubbock have been especially close with K-State winning by margins of three (30-27 in 2019), seven (42-35 [ot] in 2017).
- K-State's average margin of victory in the last five games against the Red Raiders has been 8.2 points.

## ONE OF THE BIG 12'S BEST

- K-State ranks third in Big 12 wins since the league's inception in 1996, trailing only Oklahoma and Texas.
- The Wildcats also rank third in the conference in winning percentage since round-robin play began in 2011. They sit at 57.0% (53-40), trailing only Oklahoma (82.8%; 77-16) and Oklahoma State (65.6%; 61-32).

### ▼ ALL-TIME BIG 12 VICTORIES

Rk.	School	Wins
1.	Oklahoma	163
2.	Texas	142
3.	<b>K-State</b>	<b>122</b>
4.	Oklahoma State	116
5.	Texas Tech	101

### ▼ BIG 12 WINNING % SINCE 2011

Rk.	School	Pct.
1.	Oklahoma	82.8%
2.	Oklahoma State	65.6%
3.	<b>K-State</b>	<b>57.0%</b>
4.	Baylor	56.4%
5.	Texas	55.9%

## IMPRESSIVE RESUME

- The three opponents that the Wildcats defeated in non-conference play have found success when not playing K-State, as Stanford, Southern Illinois and Nevada have combined for a 14-3 record – including a 4-3 mark against Power 5 teams – in their other games.
- Southern Illinois is ranked No. 4 in the FCS Coaches Poll.
- The average score for those three teams in their games not against K-State is 36.5-24.4.
- K-State's first two Big 12 opponents – Oklahoma (4th) and Oklahoma State (8th) – rank in the top 8 in the AP Poll.
- The Wildcats' six opponents are a combined 29-4 when not playing K-State with wins over Baylor, Boise State (twice), Cal, USC, Nebraska, Oregon, TCU, Texas (twice) and West Virginia.
- Entering play this week, K-State's strength of schedule ranks as one of the best in the nation, checking in at No. 2 in the Sagarin Ratings.

### ▼ SAGARIN STRENGTH OF SCHEDULE

Rk.	School	Rating
1.	Indiana	78.24
2.	<b>K-State</b>	<b>77.69</b>
3.	Arkansas	77.62
4.	Mississippi State	76.96
5.	Stanford	76.01

## A WINNING HISTORY

- A proven winner with a championship history, **Chris Klieman** holds an 87-27 career record, as his 76.3% career winning percentage ranks fifth among current FBS coaches that have led programs for at least eight years.
- Klieman came to Manhattan after capping his five-year stint as head coach at North Dakota State by winning his fourth national championship in 2018. Klieman guided the 2018 Bison to a perfect 15-0 record.

### ▼ WINNING % BY ACTIVE FBS COACHES\*

Rk.	Coach	Current School	Pct.
1.	Dabo Swinney	Clemson	80.4%
2.	Nick Saban	Alabama	79.8%
3.	Lance Leipold	Kansas	77.0%
4.	Jimbo Fisher	Texas A&M	76.5%
5.	<b>Chris Klieman</b>	<b>K-State</b>	<b>76.3%</b>

\* Minimum 8 years of head coaching experience

## WINNING THE FINAL FRAME

- Kansas State has been strong in the fourth quarter of games this season, as the Wildcats are outscoring their opponents, 65-23, in the final frame.
- The 42-point margin through the first six games of 2021 is the highest by the Wildcats through six games since the 2012 squad had a 59-point margin (94-35).
- The Wildcat offensive line and defense have been catalysts in the fourth quarter as K-State is averaging 37.3 rushing yards in the final 15 minutes as opposed to 21.0 yards per game by its opponents, which includes negative rushing totals by Southern Illinois (-6) and Nevada (-5).

## CATS TOPS IN NON-OFFENSIVE TDs

- K-State is the nation's best in non-offensive touchdowns over the last 23 seasons as it has 124 since 1999, eight more than the next closest team.
- Kansas State already has two non-offensive scores this year as **Malik Knowles** has returned a kickoff for a touchdown in each of the last two games.
- Last year, K-State had three non-offensive touchdowns in its over Kansas as **Phillip Brooks** returned two punts for scores, and **Justin Gardner** had a pick-six. It was the first time the Cats had three in one game since doing so against Montana State in 2008.
- K-State has had at least five non-offensive scores in seven of the last 10 years. Last year, the Cats missed that mark by just one during their shortened 10-game schedule.

### ▼ NON-OFFENSIVE TDs SINCE 1999

Rk.	School	Non-Offensive TDs
1.	<b>K-State</b>	<b>124</b>
2.	Alabama	117
3.	Virginia Tech	109
4.	Utah	106
5.	Texas	104

## OFFENSIVE NOTES 200 OR MORE

- Dating back to last season, Kansas State has rushed for at least 200 yards in six of its last 10 games.
- The latest effort was a 269-yard output against Nevada, the sixth time under head coach **Chris Klieman** that the Wildcats have totaled at least 250 yards on the ground.
- Earlier this year, the Wildcats rushed for 200 yards against Stanford, 208 yards against Southern Illinois and 269 yards vs. Nevada.

## ▼ WILDCATS WHEN...

Overall .....	3-3
Big 12 .....	0-3
Non-conference record.....	3-0
Home .....	2-2
Away .....	0-1
Neutral .....	1-0
Current streak.....	Lost 3
Current home streak.....	Lost 2
Current road streak.....	Lost 4
Last win .....	38-17 vs. Nevada (9/18/21)
Last loss .....	33-20 vs. Iowa State (10/16/21)

Day game .....	2-1
Night game .....	1-2

Game on:	
ESPN2.....	0-1
FOX.....	0-1
FS1.....	1-0
Big 12 Now on ESPN+ .....	2-1
September .....	3-1
October .....	0-2
November .....	0-0
vs. top-25 teams (AP) .....	0-1
vs. non-ranked teams (AP) .....	3-2
On artificial surface .....	3-3
On natural grass .....	0-0

Scoring first.....	3-0
Opponent scores first .....	0-3
Leading after 1st quarter .....	3-1
Behind after 1st quarter .....	0-2
Tied after 1st quarter .....	0-0
Leading at halftime.....	2-0
Behind at halftime .....	1-3
Tied at halftime.....	0-0
Leading after 3rd quarter .....	2-0
Behind after 3rd quarter .....	0-3
Tied after 3rd quarter .....	1-0
Overtime .....	0-0

Scoring 20 points or less.....	0-1
Scoring 20+ points .....	3-1
Scoring 30+ points .....	2-1
Allowing 21 points or less .....	2-0
Allowing 10 points or less .....	1-0

With 100-yard rusher .....	3-0
Allow 100-yard rusher.....	0-2
With 300-yard passer .....	0-1
Allow 300-yard passer.....	0-0
Outgain opponent.....	3-1
Total offense + 400 yards.....	0-1
Allow + 400 yards total offense .....	0-2

No turnovers .....	1-0
Less than three turnovers.....	1-3
Three or more turnovers.....	1-0
No takeaways.....	0-2
Three or more takeaways .....	0-0
Fewer turnovers gained .....	1-2
Equal turnovers gained .....	0-1
More turnovers gained.....	2-0
Control time of possession .....	2-1
Opponent controls time of possession.....	1-2
Possession time equal .....	0-0



## ▼ NATIONAL RANKINGS

### Associated Press Top 25 (Week 8)

1. Georgia (63)	7-0	1575
2. Cincinnati	6-0	1483
3. Oklahoma	7-0	1434
4. Alabama	6-1	1393
5. Ohio State	5-1	1252
6. Michigan	6-0	1214
7. Penn State	5-1	1116
8. Oklahoma State	6-0	1082
9. Michigan State	7-0	1076
10. Oregon	5-1	1054
11. Iowa	6-1	1048
12. Ole Miss	5-1	879
13. Notre Dame	5-1	763
14. Coastal Carolina	6-0	736
15. Kentucky	6-1	723
16. Wake Forest	6-0	629
17. Texas A&M	5-2	536
18. NC State	5-1	485
19. Auburn	5-2	397
20. Baylor	6-1	378
21. SMU	6-0	358
22. San Diego State	6-0	284
23. Pittsburgh	5-1	177
24. UTSA	7-0	104
25. Purdue	4-2	68

### OTHER BIG 12 RECEIVING VOTES:

Iowa State 14, Texas 5.

### USA TODAY Sports AFCA Coaches' Poll (Week 8)

1. Georgia (65)	7-0	1625
2. Oklahoma	7-0	1508
3. Cincinnati	6-0	1467
4. Alabama	6-1	1446
5. Ohio State	5-1	1305
6. Michigan	6-0	1299
7. Michigan State	7-0	1158
8. Penn State	5-1	1134
9. Oklahoma State	6-0	1093
10. Oregon	5-1	1048
11. Iowa	6-1	1031
12. Ole Miss	5-1	826
13. Notre Dame	5-1	816
14. Kentucky	6-1	763
15. Wake Forest	6-0	696
16. Coastal Carolina	6-0	675
17. Texas A&M	5-2	580
18. NC State	5-1	528
19. SMU	6-0	399
20. Baylor	6-1	369
21. San Diego State	6-0	334
22. Auburn	5-2	315
23. Pittsburgh	5-1	192
24. Clemson	4-2	146
25. UTSA	7-0	96

### OTHER BIG 12 RECEIVING VOTES:

Iowa State 38, Texas 4.

### THE LAST TIME KANSAS STATE WAS...

Ranked in CFP Poll: 11/12/2019 (24th)

Ranked in AP Top 25: 9/21/2021 (25th)

Ranked in USA TODAY Sports Coaches Poll: 10/25/2020 (16th)

Not Ranked but Received Votes in AP Poll: 10/10/2021

Not Ranked but Received Votes in Coaches' Poll: 9/21/2021

## DOWN THE FIELD

• Although they excel in the running game, the Wildcats have been pushing the ball down the field as well, as K-State is tied for 20th in the nation with six plays of 50 or more yards.

• K-State started the season with at least one 50-yard play from scrimmage in its first five games to become the first Wildcat team with a five-game streak since at least 1988.

• Of the six total 50-yard plays by K-State this year, five have been passes, including scores by **Daniel Imatorbhebhe** against Nevada (68 yards) and **Deuce Vaughn** at Oklahoma State (55 yards). Vaughn has the lone rush of 50 or more yards, going for a 59-yard touchdown in the season opener against Stanford.

• Out of Vaughn's 131 touches this year, 28 have gone for 10 or more yards to tie for 11th in the nation, while he is also tied for 22nd with a pair of 50-yard plays.

## RED ZONE SUCCESS

• In the first two-plus years under offensive coordinator **Courtney Messingham**, Kansas State has converted on 99-of-106 (93.4%) of its red zone opportunities, which includes 70 touchdowns.

• Included in that stretch is a streak of 67-straight red zone conversions, as the Wildcats were true on their final 39 tries of 2019 and their first 24 opportunities of 2020.

• K-State's 93.4% conversion rate since 2019 is the top mark in the Big 12.

• The Wildcats are the only team in the nation to rank in the top five in red zone offense each of the previous two years, leading the nation in 2019 (96.2%) and ranking fourth last year (93.9%).

## ▼ BIG 12 RED ZONE % SINCE 2019

Rk.	School	Pct.
1.	K-State	93.4%
2.	Oklahoma	93.1%
3.	TCU	92.6%
4.	Iowa State	90.8%
5.	Texas	88.6%

## RETURNING 100%

• K-State returned every start along the offensive line from last year, the second time in the last eight seasons that 100% of the starts from the previous season are back.

• The list includes a 10-game starter at center in **Noah Johnson**, while **Ben Adler**, **Cooper Beebe** and **Josh Rivas** each made eight starts. Those four players – along with **Christian Duffie** – have started every game this year.

• The 2021 season is a drastic change from last year as, entering the 2020 season, the Wildcats did not return a single start along the line from the year prior.

## AN EXPERIENCED SIGNAL CALLER

• **Skylar Thompson** returned for the Oklahoma game after missing the previous two contests due to injury.

• Last week against Iowa State, Thompson registered his 34th career start, the most by a Wildcat since at least 1990. His start the previous game against the Sooners moved him out of a tie for first place with Eli Roberson, who made 32 starts over the 2001 through 2003 seasons.

• Thompson has 19 victories as a starter to rank fifth by a Wildcat since 1990, and he is just three behind a three-way tie for first place between Roberson, Collin Klein and Michael Bishop.

## CHASING MILESTONES

• Not only did **Skylar Thompson** return to end his career on a high note with the team, but he is also hunting some records during his final season in Manhattan.

• A product of Independence Missouri, Thompson ranks in the top 10 in school history in 15 career categories. A detailed list of records can be found on pages 50-51.

• Additionally, Thompson needs 213 more passing yards to become the first player in school history with 6,000 passing yards and 1,000 rushing yards in a career.

## CUTTING IT LOOSE

• **Skylar Thompson** had one of the best passing games of his career against Oklahoma, as he set career highs in completions (29) and attempts (41), and he had the second-most yards in his career (320).

• Thompson's 29 completions were the most by a Wildcat since Jake Waters had 31 in the 2015 Alamo Bowl (after the 2014 regular season), while his 41 attempts were the most by a K-State signal caller since Joe Hubener also had 41 at Texas Tech in 2015.

• His three passing scores tied a career high he originally set at Iowa State in 2018.

## DEUCE ON THE LOOSE

• A product of Round Rock, Texas, **Deuce Vaughn** has been one of the best all-purpose backs in the nation over the first 16 games of his career.

• Vaughn ranks fourth nationally with 124.87 all-purpose yards per game on a list that also includes two other Big 12 running backs in Texas' Bijan Robinson (2nd; 127.88) and Iowa State's Breece Hall (3rd; 126.70).

• Vaughn is on the cusp of reaching the 2,000-yard mark in terms of all-purpose yards as he sits at 1,998. He will become just the third player in school history to hit the mark as a sophomore, joining Tyler Lockett and Darren Sproles. However, Vaughn will hit the mark during his 17th career game, which would be quicker than the other two players (Lockett: 18; Sproles: 19).

## ▼ CAREER ALL-PURPOSE YDS PER GAME

Rk.	Player, School	Yds/Gm
1.	Jahmyr Gibbs, Georgia Tech	139.15
2.	Bijan Robinson, Texas	127.88
3.	Breece Hall, Iowa State	126.70
4.	Deuce Vaughn, K-State	124.87
5.	Sincere McCormick, UTSA	121.27

## ON THE RECEIVING END

• One of the main reasons **Deuce Vaughn** has a high all-purpose yardage mark is his work as a receiver, as he ranks third in school history among running backs/fullbacks with 668 receiving yards.

• Additionally, Vaughn leads all Big 12 running backs in receptions (23) and yards (234) this year, while he is second in touchdown catches (2).

• Vaughn also has the second-most receiving yards by any running back nationally since the start of 2020 (Hawaii's Calvin Turner Jr.; 1,030 yards)

• Vaughn is trying to become the first player in school history with 1,000 career yards as both a rusher and a receiver. The closest a Wildcat came to accomplishing that feat was Mack

## ▼ K-STATE RECEIVING YDS AMONG RB/FB

Rk.	Player, Years	Rec Yds
1.	Mack Herron, 1968-69	1,244
2.	Mike Montgomery [FB]	830
3.	Deuce Vaughn, 2020-21	668
4.	Darren Sproles, 2001-04	609
5.	J.J. Smith, 1991-94	546

Herron (1968-69), who had 1,244 receiving yards and 815 rushing yards.

- If Vaughn hit the 1,000/1,000 mark, he would be one of only 11 players in Big 12 history to do so. However, if he did so this year, he would become just the second to reach the milestone as a sophomore (Taurean Henderson, Texas Tech), which would be impressive considering Vaughn's young career included a shortened 10-game freshman season in 2020 due to COVID-19.

## THROUGH THE AIR VS. OU

- **Deuce Vaughn's** high numbers as a receiver is due to his performances against Oklahoma as 233 of his 640 career receiving yards have come in the two games against the Sooners (129 yards in 2020; 104 yards in 2021).
- Vaughn has two of the Wildcats' seven 100-yard receiving games by a running back/fullback in school history. Mack Herron also had two, while three other players had one apiece.
- Vaughn's 100-yard receiving game against the Sooner this year came on 10 catches, the most by a Wildcat since Darren Sproles had 10 against Texas Tech in 2004. That mark that is the most by any K-State running back or fullback in the Big 12 era.

## QUICK TO 1,000

- **Deuce Vaughn** reached the 1,000-yard rushing mark for his career during the Nevada game, becoming the 32nd player in school history to hit the milestone.
- However, Vaughn was one of the quickest in school history reach 1,000 career rushing yards, doing so on his 183rd career carry. It was the fifth quickest in school history to 1,000 career rushing yards.

## WELL-TRAVELED TIGHT END

- Kansas State transfer tight end **Daniel Imatorbhebhe** is looking to make a splash with the Wildcats in his seventh and final season of college football.
- Imatorbhebhe is on his fourth FBS school as he signed and went through spring practices with Florida in 2015, transferred to USC for the 2015 through 2019 seasons and spent the 2020 campaign at Illinois.
- He is one of just two active players to have spent time at four FBS schools, joining Texas Tech offensive lineman T.J. Stormont (Old Dominion, Colorado State, TCU).

## MALIK MAKING MOVES

- Junior **Malik Knowles** put together a 112-yard receiving game against Southern Illinois, a new career high. His previous high was 99 yards against Bowling Green in 2019.
- Paired with **Deuce Vaughn's** 100-yard rushing game, it marked the first time since the 2014 Texas Tech game that the Wildcats had a player with 100 rushing yards and another with 100 receiving yards.

## DEFENSIVE NOTES RUN STOPPERS

- In six games this season, K-State has allowed just 642 total yards rushing on 195 carries, as the Wildcats rank 23rd nationally in rushing yards allowed per game (107.0) and 26th in yards allowed per rush (3.29).
- The 642 total rushing yards allowed in the first five games were the fewest by the Wildcats since the 2016 squad surrendered 542 yards against Stanford (105), Florida Atlantic (82), Missouri State (30), West Virginia (124), Texas Tech (63) and Oklahoma (138).
- Stanford rushed for 39 yards in the 2021 opener, Southern Illinois had 100 yards on 40 carries, while Nevada had 25 yards.

- It was the first time the Wildcats allowed 100 or fewer rushing yards in three-straight games since the first three games of the 2007 season against Auburn (62), San Jose State (73) and Missouri State (69).

## FEWER EXPLOSIVES

- One area of emphasis for the Wildcat defense in 2021 was to limit opponents' explosive plays, and through the first six games, K-State has allowed just 20 plays of 20 or more yards, which includes just two rushes.
- It is the Wildcats' fewest 20-plus yard plays allowed through six games since the 2017 team surrendered 19. In the first six games last year, K-State conceded 31 plays of 20 or more yards.
- The three runs of 20 or more yards allowed are fewest in the first six games of a season since the 2017 also allowed three.
- K-State is one of 14 schools nationally to allow three or fewer runs of 20 or more yards this season.

## BEHIND THE LINE

- Kansas State has tallied at least six tackles for loss in four of the first six games this year, as 19 players have at least a half TFL.
- The Wildcats totaled 68 tackles for loss in just 10 games a year ago, which were the most by the Wildcats since the 2016 squad had 70 during a 13-game season.

## MEET ME AT THE QB

- Through six games in 2021, K-State is ranked sixth in the Big 12 at 2.5 sacks per game.
- Kansas State has at least one sack in 27 of the 29 games since **Chris Klieman** took over as head coach in 2019 with the lone non-sack games being the 2019 opener against Nicholls and last week against Iowa State.
- The 27-game sack streak snapped against Iowa State was the longest by the Wildcats since a 29-game streak that spanned the 1995 through 1997 seasons.
- Last season, K-State totaled 28 sacks in 10 games, which were the most for the Wildcats during an entire season since a 13-game 2016 campaign (30).

## STRONG AT THE START

- The Kansas State defense has been strong at the beginning of games since the start of 2020 as nine of the Wildcats' last 16 opponents have come up empty on their first possession of the game.
- Over the last 16 games, K-State has allowed only 18 total first downs (1.13 per game), while drives have covered just 450 total yards (28.1 yards).
- Included in that span is four three-and-outs and an interception this year against Nevada.

## DEPTH IN THE SECONDARY

- Of the six defensive transfers K-State brought in prior to the 2021 season, four are in the secondary.
- Including the 2021 season, that group has combined for 92 career Division I starts by **Julius Brents**, **Cincere Mason**, **Reggie Stubblefield** and **Russ Yeast**.
- Prior to coming to K-State, Yeast started 29 games over four years at Louisville, Mason started 28 games over three seasons at Kennesaw State, Stubblefield started 18 games over four years at Prairie View A&M, and Brents started five games in 2018 at Iowa.
- Pairing the 92 starts from the transfers with the rest of the secondary, the Wildcats are currently at 155 combined career starts by defensive backs.

## WILDCATS IN THE NFL

With the 2021 NFL season set to kick off this week, 16 former Kansas State players are on NFL rosters as teams cut to 53 players on their active rosters and started adding players to their practice squads. Of the 16 players, nine are on defense and seven are on offense. The longest-tenured former Wildcats are **Tyler Lockett** and **Cornelius Lucas** as both are entering their seventh season.



Players from last year's team that are now on NFL rosters include defensive end **Wyatt Hubert** (Cincinnati – IR), tight end **Briley Moore** (Tennessee – IR), cornerback **AJ Parker** (Detroit) and line-backer **Elijah Sullivan** (San Francisco – Practice Squad).

Name	Team	Pos.	Exp.
Deante Burton*	Dallas	DB	4th
B.J. Finney	Pittsburgh	OL	6th
Wyatt Hubert^	Cincinnati	DE	R
Elijah Lee*	Cleveland	LB	5th
Tyler Lockett	Seattle	WR	7th
Cornelius Lucas	Washington	OT	7th
Briley Moore^	Tennessee	TE	R
AJ Parker	Detroit	CB	R
Byron Pringle	Kansas City	WR	4th
D.J. Reed Jr.	Seattle	DB	4th
Dalton Risner	Denver	OL	3rd
Duke Shelley	Chicago	DB	3rd
Elijah Sullivan*	Kansas City	LB	R
Kiondre Thomas*	Los Angeles Chargers	DB	R
Cody Whitehair	Chicago	OL	6th
Jordan Willis^	San Francisco	DL	5th

\* – Practice Squad

^ – Injured Reserve

^ – Reserve/Suspended

## NFL CATS – WEEK 7

### THURSDAY, OCTOBER 21

Denver – **Dalton Risner**  
at Cleveland – **Elijah Lee**  
7:20 p.m. (FOX/NFL Network)

### SUNDAY, OCTOBER 24

Kansas City – **Byron Pringle**, **Elijah Sullivan**  
at Tennessee – **Briley Moore**  
12 p.m. (CBS)  
Washington – **Cornelius Lucas**  
at Green Bay  
12 p.m. (FOX)  
Cincinnati – **Wyatt Hubert**  
at Baltimore  
12 p.m. (CBS)  
Detroit – **A.J. Parker**  
at Las Vegas  
3:05 p.m. (FOX)  
Chicago – **Duke Shelley**, **Cody Whitehair**  
at Tampa Bay  
3:25 p.m. (CBS)  
Indianapolis  
at San Francisco – **Jordan Willis**  
7:20 p.m. (NBC)

### MONDAY, OCTOBER 25

New Orleans  
at Seattle – **Tyler Lockett**, **D.J. Reed, Jr.**  
7:15 p.m. (ESPN)

## ▼ ON THIS DATE

# OCT 23

Record ..... 6-9-1  
Streak ..... Lost 1  
Last Time ..... L, 42-47 at Baylor  
2010 • Waco, Texas

## ALL-TIME GAMES ON OCTOBER 23

Year	h/a	Opponent	Score	W/L
1902	h	Fort Riley	0-6	L
1909	h	Southwestern	60-0	W
1915	h	Kansas	7-19	L
1926	a	Oklahoma	15-12	W
1937	a	Creighton	15-7	W
1943	h	Oklahoma	0-37	L
1948	a	Colorado	7-51	L
1954	a	No. 1 Oklahoma	0-21	L
1965	h	Oklahoma	0-27	L
1971	h	No. 2 Oklahoma	28-75	L
1976	h	Kansas	14-24	L
1982	h	Kansas	36-7	W
1993	h	No. 16 Colorado	16-16	T
1999	a	Oklahoma State	44-21	W
2004	h	Nebraska	45-21	W
2010	a	Baylor	42-47	L

## ▼ 2021 HONOR ROLL

**FELIX ANUDIKE-UZOMAH • DEFENSIVE END**

- Big 12 Newcomer of the Week (Southern Illinois)
- Ted Hendricks Award watch list

**PHILLIP BROOKS • WR/RETURNER**

- Preseason All-American [pr] (Phil Steele, *USA TODAY*, CBS Sports, 247Sports)
- Preseason All-Big 12 [kr/pr]

**NOAH JOHNSON • OFFENSIVE LINE**

- Senior Bowl watch list

**SKYLAR THOMPSON • QUARTERBACK**

- Maxwell Award watch list
- Manning Award watch list
- Johnny Unitas Golden Arm Award watch list
- Wuerffel Trophy watch list
- Senior Bowl watch list

**DEUCE VAUGHN • RUNNING BACK**

- Preseason All-American (Phil Steele, *USA TODAY*, *The Athletic*, CBS Sports, 247Sports)
- Maxwell Award watch list
- Doak Walker Award watch list
- Earl Campbell Tyler Rose Award watch list
- Preseason All-Big 12

**FELIX IS FLASHING**

- Defensive end **Felix Anudike-Uzomah** has broken out over the first six games of his sophomore year, as he ranks second in the Big 12 and 18th nationally with five sacks.
- Three of his sacks came against Southern Illinois, which included a pair of forced fumbles that were recovered by K-State.
- His three sacks are tied for the eighth most nationally in a game this season, while it was the most by a Wildcat since Jordan Willis had 3.5 against Louisiana Tech in 2015.
- Anudike-Uzomah's two forced fumbles are tied for the most in the nation in a game this year and are the most by a Wildcat since Reggie Walker also had two against Texas Tech in 2018.
- With six games left in the regular season, Anudike-Uzomah needs three more sacks to enter the top three in K-State history in sacks by a sophomore.

**DEFENSE'S "DEUCE"**

- Nicknamed "Deuce" by the defensive staff, linebacker **Daniel Green** has been impressive through the first six games of 2021.
- Green leads the team with 34 tackles despite missing two full halves this year due to targeting calls.
- A product of Portland, Oregon, Green had nine tackles in two different games this season, coming against Stanford and Nevada.

**SPECIAL TEAMS NOTES  
SCORING IN THE THIRD PHASE**

- One of the main reasons the Wildcats have been a successful program the last three decades is a knack for momentum-swinging plays in the return game.
- Since 2005 (17 seasons), the Wildcats have a combined 57 kickoff- and punt-return touchdowns, 20 more than second-place Alabama (37) and 26 more than the next closest Big 12 team (Oklahoma State: 31).
- Of the 57 total returns, a nation-leading 31 are on kickoff returns. The next closest team is San Diego State with 19.

## ▼ PR/KOR TOUCHDOWNS SINCE 2005

Rk.	School	PR/KOR TDs
1.	K-State	57
2.	Alabama	37
3.	Oregon	31
	Oklahoma State	31
	San Diego State	19

**DEFENSE ON KICK RETURNS**

- On the flipside, K-State has excelled in kickoff-return defense, as the Wildcats have gone 104-consecutive games and 343 kickoff returns defended without allowing a score. The last team to take one to paydirt on K-State was Louisiana in 2013.
- K-State 104-game streak ranks seventh in the nation behind Florida State (228), Memphis (164), Akron (128), Virginia Tech (109), UTEP (108) and New Mexico (106).
- The Wildcats have scored 14 kickoff-return touchdowns since surrendering their last one.

**KNOWLES WITH A KNACK**

- Junior **Malik Knowles** is the latest K-State kickoff return man with a knack of finding the end zone as he has three in his career, which included a two-game streak this year against Oklahoma State and Oklahoma.
- It was the fourth time in school history a player had returns in consecutive weeks, two of which have come under **Chris Klieman** as Joshua Youngblood did so in 2019 at Texas Tech and against Iowa State.
- Knowles is tied for fourth in school history in both career and single-season kickoff return touchdowns, while he is tied for

fourth nationally among active players in career kickoff-return scores.

- Additionally, he holds a 36.0-yard average this year and a 28.5-yard average for his career. His mark this season ranks second in the nation, while his career figure ranks second nationally among active players.

**BROOKS LOOKS TO ADD TO  
IMPRESSIVE RESUME**

- Junior **Phillip Brooks** was one of the top return men in the nation last season as he was a Third Team All-American selection after averaging 23.7 yards on 11 attempts.
- This year, Brooks has earned Preseason All-America honors from Phil Steele, *USA TODAY*, CBS Sports and 247Sports.
- A product of Lee's Summit, Missouri, Brooks ranks second in school history and tied for sixth in Big 12 history with three punt-return touchdowns, while he is 25 yards shy of entering the school's top-10 list for career punt return yards.
- Last season against Kansas, he returned two punts for scores – the most by a Big 12 player in conference game in league history – while his 47.25-yard average against the Jayhawks was the highest by any player in the nation since at least 1996 (minimum 4 attempts).

**WINKEL IN AS A NEW KICKER**

- Junior **Taiten Winkel** has taken over as the Wildcats' new kicker in 2021, the first time in three years that K-State is breaking in a new kicker.
- So far this season, Winkel has connected on 6-of-8 field goal attempts, which includes a long of 45 yards at Oklahoma State. Additionally, Winkel is 20-for-21 on extra-point attempts, including a 5-for-5 mark against Nevada.
- Prior to K-State, Winkel was primarily a punter at Butler Community College as he was just 1-for-3 on field goals in 2019.

**ZENTNER HAS BEEN IMPRESSIVE**

- Punter **Ty Zentner** has averaged 46.3 yards per punt this year to rank third in the Big 12. Included in his total is seven punts of 50 or more yards through the first six games after just five in 10 games last season.
- He had one of his best performances at Oklahoma State as he punted seven times for a 49.9-yard average, which included three that landed inside the Cowboy 20-yard line.
- Zentner's punt total and average at OSU were new career highs, while he tied his career best for punts settled inside an opponent's 20-yard line.

## ▼ OPPONENT BREAKDOWN



**MATT  
WELLS**

Overall Record: 57-50  
Overall Season: 9th  
Record at TTU: 13-16  
Season at TTU: 3rd

## TEXAS TECH STATISTICAL LEADERS

RUSHING						
	Att	Net	Avg	TD	Lg	YPG
SaRodrick Thompson	63	314	5.0	6	24	62.8
Tahj Brooks	35	284	8.1	4	67	94.7
PASSING						
	Cmp	Att	Int	Pct	Yds	TD
Henry Colombi	79	120	3	65.8	1,066	4
RECEIVING						
	No	Yds	Avg	TD	Long	YPG
Erik Ezukanma	31	505	16.3	1	75	84.2
Kaylon Geiger	28	433	15.5	1	75	61.9
Myles Price	15	177	11.8	1	40	25.3
DEFENSE						
	Solo	Ast	Total	TFL-Yds	Sacks-Yds	INT-Yds
Colin Schooler	38	18	56	4.0-14	1.0-2	0-0
Riko Jeffers	24	17	41	1.5-4	1.0-3	1-13

## 2021 SCHEDULE

Date	Opponent	Time [CT] (TV)/Result
Sept. 4	vs. Houston [NRG Stadium]	W, 38-21
Sept. 11	Stephen F. Austin	W, 28-22
Sept. 18	Florida International	W, 54-21
Sept. 25	at Texas*	L, 35-20
Oct. 2	at West Virginia*	W, 23-20
Oct. 9	TCU*	L, 31-52
Oct. 16	at Kansas*	W, 41-14
Oct. 23	K-State*	11 a.m./FS1
Oct. 30	at Oklahoma*	2:30 p.m./ABC
Nov. 13	Iowa State*	TBA
Nov. 20	Oklahoma State*	TBA
Nov. 27	at Baylor*	TBA

\* Big 12 Conference Game

## ▼ SERIES HISTORY

### 22<sup>ND</sup> MEETING K-STATE LEADS, 12-9

Record at Home.....	7-2
Record at Texas Tech.....	5-7
Games Decided by 3 Points or Less.....	1-0
Games Decided by 7 Points or Less.....	6-1
Longest Winning Streak.....	5 (2016-20)
Longest Losing Streak.....	5 (2001, 04-05, 08-09)
Current Streak.....	Won 5
Last 10 Games.....	9-1
Biggest Win.....	45-13 (2014)
Biggest Loss.....	14-66 (2009)

DATE	AP RK KS/OS	W / L	SCORE	H/A
11/30/1933.....		L	0-6	A
11/9/1963.....	-/-	L	13-51	A
9/6/1986.....	-/-	L	7-41	A
8/31/1996.....	21/-	W	21-14	H
11/1/1997.....	13/-	W	13-2	A
10/21/2000.....	10/-	W	28-23	H
10/13/2001.....	24/-	L	19-38	A
10/30/2004.....	-/-	L	25-35	H
10/15/2005.....	-/13	L	20-59	A
10/4/2008.....	-/7	L	28-58	H
10/10/2009.....	-/-	L	14-66	A
10/15/2011.....	17/-	W	41-34	A
10/27/2012.....	4/15	W	55-24	H
11/9/2013.....	-/25	W	49-26	A
10/4/2014.....	23/-	W	45-13	H
11/14/2015.....	-/-	L	44-59	A
10/8/2016.....	-/-	W	44-38	H
11/4/2017.....	-/-	W	42-35 (ot)	A
11/17/2018.....	-/-	W	21-6	H
11/23/2019.....	-/-	W	30-27	A
10/3/2020.....	-/-	W	31-21	H

## ▼ TEXAS TECH AT A GLANCE

- Texas Tech enters the game with a 5-2 overall record and 2-2 mark in Big 12 play following a 41-14 win last week at Kansas.
- The Red Raiders are one win away from becoming bowl eligible for the first time since 2017 when they played in the Birmingham Bowl vs. South Florida.
- Henry Colombi leads the nation's 25th-best scoring offense at quarterback with 1,066 passing yards on 79-of-120 aim, and he has thrown four touchdowns and three interceptions.
- Running back SaRodrick Thompson has totaled 314 yards and six touchdowns this season. In his last game against K-State in 2019, he rushed for 84 yards and a score.
- Wide receiver Erik Ezukanma is one of three receivers with at least 15 receptions, as he has 31 for 505 yards and a score.
- The defense is led by Colin Schooler, who has 56 tackles on the year, while six different defenders have recorded interceptions.

## ▼ SERIES NOTES

- K-State leads the all-time series, 12-9, which includes a current five-game winning streak and a 9-1 mark over the last 10 years. K-State's five-game winning streak is the longest for the Wildcats in the series and tied for the longest by either team in series history.
- The Wildcats also hold a 12-6 advantage since the inception of the Big 12 in 1996. One of those games was the first-ever Big 12 game, as the Cats topped Tech, 21-14, on August 31, 1996.
- Last season in Manhattan, Texas Tech held a 21-17 fourth-quarter lead until K-State scored the final 14 points of the game and shut down the Red Raiders over the final 11 minutes en route to a 31-21 victory.
- Both teams lost their starting quarterbacks early in the game, as K-State's Will Howard threw for 173 yards on 7-of-12 aim, which included the final touchdown of the game with 2:07 remaining – a 70-yard catch-and-run by Deuce Vaughn.
- Two years ago in Lubbock, K-State scored on four of its first five possessions of the second half, including three touchdowns, and held during a late Texas Tech rally.
- The game last year featured a 48-yard touchdown pass from Skylar Thompson to Chabastin Taylor in the fourth quarter to give K-State a 10-point cushion.

## ▼ NCAA TEAM RANKINGS



CATEGORY	KS	TT
Rushing Offense	70	60
Passing Offense	101	22
Total Offense	97	24
Scoring Offense	77	25
Rushing Defense	23	85
Passing Defense	102	88
Total Defense	52	74
Scoring Defense	66	103
3rd Down Offense	53	9
3rd Down Defense	118	103
Red Zone Offense	61	17
Red Zone Defense	128	87
Net Punting	28	63
Punt Returns	126	79
Kickoff Returns	5	83
Turnover Margin	60	103
Time of Possession	75	105
Penalty Yards	23	39



## 2020 RECAP

<b>TEXAS TECH</b>	<b>0</b>	<b>0</b>	<b>14</b>	<b>7</b>	<b>-</b>	<b>21</b>
<b>rv/rv K-STATE</b>	<b>7</b>	<b>7</b>	<b>3</b>	<b>14</b>	<b>-</b>	<b>31</b>

Oct. 3 | Bill Snyder Family Stadium | Manhattan, Kan. | 2:40 p.m. | Att: 10,932



DEUCE VAUGHN

## TEAM STATISTICS

	TTU	K-STATE
<b>FIRST DOWNS</b>	<b>27</b>	<b>20</b>
Rushing	13	11
Passing	13	7
Penalty	1	2
<b>NET YARDS RUSHING</b>	<b>204</b>	<b>198</b>
Rushing Attempts	34	42
Average Per Rush	6.0	4.7
Rushing Touchdowns	1	2
Yards Gained Rushing	212	210
Yards Lost Rushing	8	12
<b>NET YARDS PASSING</b>	<b>267</b>	<b>206</b>
Completions-Attempts-Int	34-49-1	12-22-0
Average Per Attempt	5.4	9.4
Average Per Completion	7.9	17.2
Passing Touchdowns	2	2
<b>TOTAL OFFENSE YARDS</b>	<b>471</b>	<b>404</b>
Total offense plays	83	64
Average Gain Per Play	5.7	6.3
<b>Fumbles: Number-Lost</b>	<b>0-0</b>	<b>1-0</b>
<b>Penalties: Number-Yards</b>	<b>6-71</b>	<b>4-35</b>
<b>PUNTS-YARDS</b>	<b>3-97</b>	<b>4-150</b>
Average Yards Per Punt	32.3	37.5
Net Yards Per Punt	25.0	36.2
Inside 20	2	0
50+ Yards	0	0
Touchbacks	0	0
Fair catch	2	1
<b>KICKOFFS-YARDS</b>	<b>4-232</b>	<b>6-340</b>
Average Yards Per Kickoff	58.0	56.7
Net Yards Per Kickoff	36.8	43.3
Touchbacks	2	2
<b>Punt returns: Number-Yards-TD</b>	<b>1-5-0</b>	<b>1-22-0</b>
Average Per Return	5.0	22.0
<b>Kickoff returns: Number-Yds-TD</b>	<b>2-30-0</b>	<b>2-35-0</b>
Average Per Return	15.0	17.5
<b>Interceptions: Number-Yds-TD</b>	<b>0-0-0</b>	<b>1-0-0</b>
<b>Fumble Returns: Number-Yds-TD</b>	<b>0-0-0</b>	<b>0-0-0</b>
<b>Possession Time</b>	<b>31:39</b>	<b>28:21</b>
1st Quarter	7:25	7:35
2nd Quarter	6:22	8:38
3rd Quarter	8:15	6:45
4th Quarter	9:37	5:23
<b>Third-Down Conversions</b>	<b>9 of 18</b>	<b>6 of 12</b>
<b>Fourth-Down Conversions</b>	<b>2 of 3</b>	<b>0 of 1</b>
<b>Red-Zone Scores-Chances</b>	<b>2-4</b>	<b>4-4</b>
Touchdowns	2-4	3-4
Field goals	0-4	1-4
<b>Sacks By: Number-Yards</b>	<b>1-4</b>	<b>1-1</b>
<b>PAT Kicks</b>	<b>3-3</b>	<b>4-4</b>
<b>Field Goals</b>	<b>0-2</b>	<b>1-1</b>

## ► Game Notes

• Saturday was the 21st all-time meeting between Kansas State and Texas Tech, with the Wildcats improving to 11-9 all-time, including a 12-6 mark since Big 12 play began in 1996... The Wildcats have now won five straight in the series — its longest streak against the Red Raiders and tying TTU for the longest streak in the series — while K-State has won nine of the last 10.

• K-State is now 2-0 to start Big 12 play for the first time since the 2014 season and the sixth time in the 25-year history of the league... Of the other five times the Wildcats began 2-0, they finished with at least seven Big 12 wins four times.

• The Wildcats blocked Texas Tech's first punt of the game, the third-straight game the Wildcats blocked the opponents' initial punt of the game... According to STATS, Inc., it was the first time an FBS team blocked a punt in the first three games of a season since Memphis in 2012... It was the first time K-State blocked a punt in three-straight games (any game) since 1999 (Nebraska, Kansas, Oklahoma).

• Skylar Thompson became just the second player in school history to throw for 5,000 career yards and rush for 1,000 career yards... Thompson, who is at 5,021 and 1,083 yards, respectively, joins Eli Roberson (2000-03), who had 5,099 passing yards and 2,818 rushing yards during his career.

• Deuce Vaughn rushed for 113 yards and a touchdown, while he had three receptions for 81 yards, which included a 70-yard touchdown catch to put the game away... He became the first K-State true freshman with a 100-yard rushing game since Logan Dold against Texas A&M in 2008.

## VAUGHN'S BIG DAY LIFTS CATS OVER TECH

**MANHATTAN, Kan.** — As K-State Football nightmares go, Skylar Thompson lying on the turf at Bill Snyder Family Stadium was near the top of the list.

In a different season, that might have been the story of K-State's matchup with Texas Tech on Saturday. Instead, the 31-21 win over the Red Raiders was about a K-State team that has shown it doesn't matter what players are on the field.

The resiliency of the Wildcats won't change.

At one point, a true freshman quarterback was handing the ball off to a true freshman running back, who was protected by a true freshman left tackle. It just didn't matter for K-State.

Deuce Vaughn played a huge role for the Wildcats, with 113 rushing yards and two touchdowns. In the first three games of his college career, the freshman has gone from an electric change-of-pace option to the focal point of a K-State running back committee.

He continued to do damage out of the backfield against Texas Tech, effectively hitting a walk-off with a 70-yard touchdown catch that put K-State up 10 points with just over two minutes to go.

Vaughn was a sure thing for the Wildcats on an afternoon when they desperately needed one.

K-State would need to rely on players up and down the roster as they matched up with another high-powered Big 12 offense on Saturday. Unlike last week's upset in Norman, an injury to Thompson challenged the Wildcats at the one position that's been a sure thing in 2020.

Thompson had to leave the game midway through the second quarter, after a hit that left him clutching his throwing shoulder.

Before he departed, the senior found Briley Moore in the endzone for K-State's first touchdown of the game, firing a pass into a tight window and into the arms of his childhood friend.

Thompson's injury forced another true freshman into action, as Will Howard finished the first half for the Wildcats and took the snaps the rest of the afternoon.

Howard threw for 173 yards and a touchdown in the first sustained action of his career.

Until the fourth quarter, it looked like a quick start and Howard's performance would be enough to carry K-State past the Red Raiders, who haven't won in Manhattan since 2008.

The Wildcats became the first FBS team in eight years to open the season with blocked punts in three-straight games, with another huge special teams play in the first quarter.

But a K-State defense that shut out No. 3 Oklahoma in the final frame a week ago would need to step up again to hold off Texas Tech.

And for the second week in a row, it was Jahron McPherson who came up with a timely interception that ended the last Red Raider scoring opportunity of the afternoon.

Throughout the afternoon, the K-State defense limited explosive plays through the air and became the first team since 2011 to shut out Texas Tech in the first half.

Ekwon Boye-Doe led an impressive contingent of underclassmen on defense, coming up with another big performance a week after seeing the most snaps of his career against Oklahoma.

In the fourth quarter, Howard found Moore for a 66-yard strike that helped the Wildcats march down the field and retake the lead for good.

And the next time K-State saw their true freshman quarterback link up with a true freshman running back, it was no nightmare. It was Howard finding Vaughn for the 70-yard touchdown pass that put the game away.

## SCORING SUMMARY

Team	Qtr/Time	Scoring Play	Conversion	Plays-Yds-TOP	Score
KS	1st/8:56	Moore 12 yd pass from Thompson	Lynch kick	3-20-0:54	0-7
KS	2nd/5:25	Vaughn 18 yd run	Lynch kick	13-97-6:49	0-14
TTU	3rd/8:05	Carter 3 yd pass from Colombi	Wolff kick	18-88-6:55	7-14
KS	3rd/3:34	Lynch 28 yd field goal		11-55-4:26	7-17
TTU	3rd/2:14	White 49 yd run	Wolff kick	4-84-1:14	14-17
TTU	4th/11:11	Price 13 yd pass from Colombi	Wolff kick	7-74-2:21	21-17
KS	4th/10:00	Trotter 4 yd run	Lynch kick	3-75-1:11	21-24
KS	4th/2:07	Vaughn 70 yd pass from Howard	Lynch kick	6-88-1:35	21-31

## STATISTICAL LEADERS

## ► Texas Tech

Rushing	Att	Yds	TD	Lg	Avg
White	12	113	1	49	9.4
Thompson	12	46	0	17	3.8
Colombi	8	40	0	9	5.0
Passing	C-A-I	Yds	TD	Lg	Sack
Colombi	30-42-1	244	2	28	1
Bowman	4-7-0	23	0	10	0
Receiving	Rec	Yds	TD	Lg	
Carter	8	52	1	14	
Price	6	51	1	21	
Ezukanma	5	77	0	28	
White	4	9	0	5	
Koontz	3	39	0	19	
Thompson	3	10	0	11	
Vasher	2	10	0	6	
Fuonji	1	8	0	8	
Holcomb	1	7	0	7	

## ► Kansas State

Rushing	Att	Yds	TD	Lg	Avg
Vaughn	16	113	1	22	7.1
Trotter	12	43	1	12	3.6
Thompson	3	21	0	13	7.0
Wright	3	12	0	12	4.0
Howard	5	8	0	3	1.6
Passing	C-A-I	Yds	TD	Lg	Sack
Howard	7-12-0	173	1	70	0
Thompson	5-10-0	33	1	12	1
Receiving	Rec	Yds	TD	Lg	
Vaughn	3	81	1	70	
Moore	2	78	1	66	
Taylor	2	16	0	9	
Brooks	2	16	0	9	
Trotter	2	8	0	6	
Knowles	1	7	0	7	



**▼ CAREER STATS vs TEXAS TECH**
**JACK BLUMER – PUNTING**

Year	G	No.	Yds	Avg.	Long	In 20
2020	1	2	80	40.0	43	0
<b>TOTAL</b>	<b>1</b>	<b>2</b>	<b>80</b>	<b>40.0</b>	<b>43</b>	<b>0</b>

**HIGHS - Punts:** 2 (2020); **Average:** 40.0 (2020); **Long:** 43 (2020).

**EKOW BOYE-DOE – DEFENSE**

Year	G/S	UA-AT-TT	TFL-Yds	Sack	INT	PD	F/R
2020	1/1	4-1-5	1.0-3	0.0-0	0	2	0/0
<b>TOTAL</b>	<b>2/1</b>	<b>4-1-5</b>	<b>1.0-3</b>	<b>0.0-0</b>	<b>0</b>	<b>2</b>	<b>0/0</b>

**CAREER HIGHS – Tackles:** 5 (2020); **Solos:** 4 (2020); **TFL:** 1.0 (2020); **PD:** 2 (2020).

**PHILLIP BROOKS – RECEIVING**

Year	G/S	Rec	Yds	Avg.	TD	Long
2019	1/0	2	20	10.0	1	14
2020	1/1	2	16	8.0	0	9
<b>TOTAL</b>	<b>3/1</b>	<b>4</b>	<b>36</b>	<b>9.0</b>	<b>1</b>	<b>14</b>

**CAREER-HIGHS – Catches:** 2 (twice); **Yards:** 20 (2019); **TD:** 1 (2019); **Long Catch:** 14 (2019).

**PHILLIP BROOKS – KICKOFF RETURNS**

Year	G	Ret	Yds	Avg.	TD	Long
2018	1	2	44	22.0	0	33
2019	1	1	26	26.0	0	26
<b>TOTAL</b>	<b>3</b>	<b>3</b>	<b>70</b>	<b>23.3</b>	<b>0</b>	<b>33</b>

**CAREER-HIGHS – Returns:** 2 (2018); **Yards:** 44 (2018); **Long Return:** 33 (2018).

**PHILLIP BROOKS – PUNT RETURNS**

Year	G	Ret	Yds	Avg.	TD	Long
2018	1	1	6	6.0	0	6
<b>TOTAL</b>	<b>3</b>	<b>1</b>	<b>6</b>	<b>6.0</b>	<b>0</b>	<b>6</b>

**CAREER-HIGHS – Returns:** 1 (2018); **Yards:** 6 (2018); **Long Return:** 6 (2018).

**JAX DINEEN – RECEIVING**

Year	G/S	Rec	Yds	Avg.	TD	Long
2019	1/0	1	10	10.0	0	10
<b>TOTAL</b>	<b>1/0</b>	<b>1</b>	<b>10</b>	<b>10.0</b>	<b>0</b>	<b>10</b>

**CAREER-HIGHS – Catches:** 1 (2019); **Yards:** 10 (2019); **Long Catch:** 10 (2019).

**KHALID DUKE – DEFENSE**

Year	G/S	UA-AT-TT	TFL-Yds	Sack	INT	PD	F/R
2019	1/0	0-1-1	0.0-0	0.0-0	0	0	0/0
2020	1/1	4-0-4	0.0-0	0.0-0	0	0	0/0
<b>TOTAL</b>	<b>2/1</b>	<b>4-1-5</b>	<b>0.0-0</b>	<b>0.0-0</b>	<b>0</b>	<b>0</b>	<b>0/0</b>

**CAREER HIGHS – Tackles:** 4 (2020); **Solos:** 4 (2020).

**ROSS ELDER – DEFENSE**

Year	G/S	UA-AT-TT	TFL-Yds	Sack	INT	PD	F/R
2020	1/1	4-1-5	0.0-0	0.0-0	0	0	0/0
<b>TOTAL</b>	<b>3/1</b>	<b>4-1-5</b>	<b>0.0-0</b>	<b>0.0-0</b>	<b>0</b>	<b>0</b>	<b>0/0</b>

**CAREER HIGHS – Tackles:** 5 (2020); **Solos:** 4 (2020).

**CODY FLETCHER – DEFENSE**

Year	G/S	UA-AT-TT	TFL-Yds	Sack	INT	PD	F/R
2018	1/0	2-0-2	0.0-0	0.0-0	0	0	0/0
2019	1/0	3-0-3	0.0-0	0.0-0	0	2	0/0
2020	1/0	6-1-7	0.0-0	0.0-0	0	1	0/0
<b>TOTAL</b>	<b>3/0</b>	<b>11-1-12</b>	<b>0.0-0</b>	<b>0.0-0</b>	<b>0</b>	<b>3</b>	<b>0/0</b>

**CAREER HIGHS – Tackles:** 7 (2020); **Solos:** 6 (2020); **PD:** 2 (2019).

**KIRMARI GAINOUS – DEFENSE**

Year	G/S	UA-AT-TT	TFL-Yds	Sack	INT	PD	F/R
2020	1/0	1-0-1	1.0-1	1.0-1	0	0	0/0
<b>TOTAL</b>	<b>1/0</b>	<b>1-0-1</b>	<b>1.0-1</b>	<b>1.0-1</b>	<b>0</b>	<b>0</b>	<b>0/0</b>

**CAREER HIGHS – Tackles:** 1 (2020); **Solos:** 1 (2020); **TFL:** 1.0 (2020); **Sacks:** 1.0 (2020).

**JUSTIN GARDNER – DEFENSE**

Year	G/S	UA-AT-TT	TFL-Yds	Sack	INT	PD	F/R
2020	1/1	3-2-5	0.0-0	0.0-0	0	0	0/0
<b>TOTAL</b>	<b>1/1</b>	<b>3-2-5</b>	<b>0.0-0</b>	<b>0.0-0</b>	<b>0</b>	<b>0</b>	<b>0/0</b>

**CAREER HIGHS – Tackles:** 5 (2020); **Solos:** 3 (2020).

**DANIEL GREEN – DEFENSE**

Year	G/S	UA-AT-TT	TFL-Yds	Sack	INT	PD	F/R
2019	1/0	1-2-3	0.0-0	0.0-0	0	0	0/0
2020	1/0	1-0-1	0.0-0	0.0-0	0	0	0/0
<b>TOTAL</b>	<b>2/0</b>	<b>2-2-4</b>	<b>0.0-0</b>	<b>0.0-0</b>	<b>0</b>	<b>0</b>	<b>0/0</b>

**CAREER HIGHS – Tackles:** 3 (2019); **Solos:** 1 (twice).

**ROBERT HENTZ II – DEFENSE**

Year	G/S	UA-AT-TT	TFL-Yds	Sack	INT	PD	F/R
2020	1/0	1-1-2	0.0-0	0.0-0	0	0	0/0
<b>TOTAL</b>	<b>1/0</b>	<b>1-1-2</b>	<b>0.0-0</b>	<b>0.0-0</b>	<b>0</b>	<b>0</b>	<b>0/0</b>

**CAREER HIGHS – Tackles:** 2 (2020); **Solos:** 1 (twice).

**WILL HOWARD – PASSING**

Year	G/S	Cpl	Att	Int	Pct.	Yds.	TD	Lg	Effic.
2020	1/0	7	12	0	58.3	173	1	70	206.9
<b>TOTAL</b>	<b>1/0</b>	<b>7</b>	<b>12</b>	<b>0</b>	<b>58.3</b>	<b>173</b>	<b>1</b>	<b>70</b>	<b>206.9</b>

**CAREER-HIGHS – Comp:** 7 (2020); **Att:** 12 (2020); **Yards:** 173 (2020); **TD:** 1 (2020); **Long Pass:** 70 (2020).

**WILL HOWARD – RUSHING**

Year	G/S	Rush	Yds	Avg.	TD	Long
2020	1/0	5	8	1.6	0	3
<b>TOTAL</b>	<b>1/0</b>	<b>5</b>	<b>8</b>	<b>1.6</b>	<b>0</b>	<b>3</b>

**CAREER-HIGHS – Rushes:** 5 (2020); **Yards:** 8 (2020); **Long Rush:** 3 (2020).

**ELI HUGGINS – DEFENSE**

Year	G/S	UA-AT-TT	TFL-Yds	Sack	INT	PD	F/R
2020	1/0	1-0-1	1.0-1	0.0-0	0	0	0/0
<b>TOTAL</b>	<b>1/0</b>	<b>1-0-1</b>	<b>1.0-0</b>	<b>0.0-0</b>	<b>0</b>	<b>0</b>	<b>0/0</b>

**CAREER HIGHS – Tackles:** 1 (2020); **Solos:** 1 (twice); **TFL:** 1.0 (2020).

**WAYNE JONES – DEFENSE**

Year	G/S	UA-AT-TT	TFL-Yds	Sack	INT	PD	F/R
2019	1/1	5-1-6	0.0-0	0.0-0	0	1	0/0
<b>TOTAL</b>	<b>3/1</b>	<b>5-1-6</b>	<b>0.0-0</b>	<b>0.0-0</b>	<b>0</b>	<b>1</b>	<b>0/0</b>

**CAREER HIGHS – Tackles:** 6 (2019); **Solos:** 5 (2019); **PD:** 1 (2019).

**MALIK KNOWLES – RECEIVING**

Year	G/S	Rec	Yds	Avg.	TD	Long
2018	1/1	5	56	11.2	1	18
2020	1/1	1	7	7.0	0	7
<b>TOTAL</b>	<b>3/3</b>	<b>6</b>	<b>63</b>	<b>10.5</b>	<b>1</b>	<b>18</b>

**CAREER-HIGHS – Catches:** 5 (2018); **Yards:** 56 (2018); **TD:** 1 (2018); **Long Catch:** 18 (2018).

**MALIK KNOWLES – RUSHING**

Year	G/S	Rush	Yds	Avg.	TD	Long
2019	1/1	3	44	14.7	0	23
<b>TOTAL</b>	<b>3/3</b>	<b>3</b>	<b>44</b>	<b>14.7</b>	<b>0</b>	<b>23</b>

**CAREER-HIGHS – Rushes:** 3 (2019); **Yards:** 44 (2019); **Long Rush:** 23 (2019).

**MALIK KNOWLES – KICKOFF RETURNS**

Year	G	Ret	Yds	Avg.	TD	Long
2019	1	2	35	17.5	0	18
<b>TOTAL</b>	<b>3</b>	<b>2</b>	<b>35</b>	<b>17.5</b>	<b>0</b>	<b>18</b>

**CAREER-HIGHS – Returns:** 1 (2020); **Yards:** 35 (2020); **Long Return:** 18 (2020).

**NICK LENNERS – RECEIVING**

Year	G/S	Rec	Yds	Avg.	TD	Long
2019	1/0	2	21	10.5	0	11
<b>TOTAL</b>	<b>3/0</b>	<b>2</b>	<b>21</b>	<b>10.5</b>	<b>0</b>	<b>11</b>

**CAREER-HIGHS – Catches:** 2 (2019); **Yards:** 21 (2019); **Long Catch:** 11 (2019).

**BRONSON MASSIE – DEFENSE**

Year	G/S	UA-AT-TT	TFL-Yds	Sack	INT	PD	F/R
2017	1/0	5-1-6	0.0-0	0.0-0	0	0	0/0
2018	1/0	1-0-1	0.0-0	0.0-0	0	1	0/0
<b>TOTAL</b>	<b>4/0</b>	<b>6-1-7</b>	<b>0.0-0</b>	<b>0.0-0</b>	<b>0</b>	<b>1</b>	<b>0/0</b>

**CAREER HIGHS – Tackles:** 6 (2017); **Solos:** 5 (2017).

**JAHRON McPHERSON – DEFENSE**

Year	G/S	UA-AT-TT	TFL-Yds	Sack	INT	PD	F/R
2019	1/1	0-1-1	0.0-0	0.0-0	0	0	0/0
2020	1/1	6-2-8	0.0-0	0.0-0	1	1	0/0
<b>TOTAL</b>	<b>3/2</b>	<b>6-3-9</b>	<b>0.0-0</b>	<b>0.0-0</b>	<b>1</b>	<b>1</b>	<b>0/0</b>

**CAREER HIGHS – Tackles:** 8 (2020); **Solos:** 6 (2020); **INT:** 1 (2020); **PD:** 1 (2020).

**JAYLEN PICKLE – DEFENSE**

Year	G/S	UA-AT-TT	TFL-Yds	Sack	INT	PD	F/R
2020	1/0	0-0-0	0.0-0	0.0-0	0	2	0/0
<b>TOTAL</b>	<b>1/0</b>	<b>0-0-0</b>	<b>0.0-0</b>	<b>0.0-0</b>	<b>0</b>	<b>2</b>	<b>0/0</b>

**CAREER HIGHS – PD:** 2 (2020).

**TJ SMITH – DEFENSE**

Year	G/S	UA-AT-TT	TFL-Yds	Sack	INT	PD	F/R
2020	1/0	3-1-4	0.0-0	0.0-0	0	0	0/0
<b>TOTAL</b>	<b>1/0</b>	<b>3-1-4</b>	<b>0.0-0</b>	<b>0.0-0</b>	<b>0</b>	<b>0</b>	<b>0/0</b>

**CAREER HIGHS – Tackles:** 4 (2020); **Solos:** 3 (2020).

**CHABASTIN TAYLOR – RECEIVING**

Year	G/S	Rec	Yds	Avg.	TD	Long
2019	1/0	3	74	24.7	1	48
2020	1/1	2	16	8.0	0	9
<b>TOTAL</b>	<b>3/1</b>	<b>5</b>	<b>90</b>	<b>18.0</b>	<b>1</b>	<b>48</b>

**CAREER-HIGHS – Catches:** 3 (2019); **Yards:** 74 (2019); **TD:** 1 (2019); **Long Catch:** 48 (2019).

**SKYLAR THOMPSON – PASSING**

Year	G/S	Cpl	Att	Int	Pct.	Yds.	TD	Lg	Effic.
2017	1/0	5	8	0	62.5	96	1	54	204.5
2018	1/1	17	26	1	65.4	213	1	27	139.2
2019	1/1	14	28	1	50.0	246	2	48	140.2
2020	1/1	5	10	0	50.0	33	1	12	110.7
<b>TOTAL</b>	<b>4/3</b>	<b>41</b>	<b>72</b>	<b>2</b>	<b>56.9</b>	<b>588</b>	<b>5</b>	<b>54</b>	<b>142.9</b>

**CAREER-HIGHS – Comp:** 17 (2018); **Att:** 28 (2019); **Yards:** 246 (2019); **TD:** 2 (2019); **Long Pass:** 54 (2017).

**SKYLAR THOMPSON – RUSHING**

Year	G/S	Rush	Yds	Avg.	TD	Long
2017	1/0	6	8	1.3	1	7
2018	1/1	11	-9	-0.8	0	11
2019	1/1	7	14	2.0	0	17
2020	1/1	3	21	7.0	0	13
<b>TOTAL</b>	<b>4/3</b>	<b>27</b>	<b>34</b>	<b>1.3</b>	<b>1</b>	<b>17</b>

**CAREER-HIGHS – Rushes:** 11 (2018); **Yards:** 14 (2019); **TD:** 1 (2017); **Long Rush:** 17 (2019).

**DEUCE VAUGHN – RUSHING**

Year	G/S	Rush	Yds	Avg.	TD	Long
2020	1/1	16	113	7.1	1	22
<b>TOTAL</b>	<b>1/1</b>	<b>16</b>	<b>113</b>	<b>7.1</b>	<b>1</b>	<b>22</b>

**CAREER-HIGHS – Rushes:** 16 (2020); **Yards:** 113 (2020); **TD:** 1 (2020); **Long Rush:** 22 (2020).

**DEUCE VAUGHN – RECEIVING**

Year	G/S	Rec	Yds	Avg.	TD	Long
2019	1/1	3	81	27.0	1	70
<b>TOTAL</b>	<b>1/1</b>	<b>3</b>	<b>81</b>	<b>27.0</b>	<b>1</b>	<b>70</b>

**CAREER-HIGHS – Catches:** 3 (2020); **Yards:** 81 (2020); **TD:** 1 (2020); **Long Catch:** 70 (2020).

**JACARDIA WRIGHT – RUSHING**

Year	G/S	Rush	Yds	Avg.	TD	Long
2020	1/0	3	12	4.0	0	12
<b>TOTAL</b>	<b>1/0</b>	<b>3</b>	<b>12</b>	<b>4.0</b>	<b>0</b>	<b>12</b>

**CAREER-HIGHS – Rushes:** 3 (2020); **Yards:** 12 (2020); **Long Rush:** 12 (2020).

**TY ZENTNER – PUNTING**

## ▼ BIG 12 STANDINGS

	Overall	Big 12
Oklahoma .....	7-0	4-0
Oklahoma State .....	6-0	3-0
Baylor .....	6-1	3-1
Texas Tech .....	5-2	2-2
Iowa State .....	4-2	2-1
Texas .....	4-3	2-2
TCU .....	3-3	1-2
<b>Kansas State</b> .....	<b>3-3</b>	<b>0-3</b>
West Virginia .....	2-4	0-3
Kansas .....	1-5	0-3

## ▼ THIS WEEK IN THE BIG 12

## SATURDAY, OCTOBER 23

K-State at Texas Tech, 11 a.m. (FS1)

Oklahoma at Kansas, 11 a.m. (ESPN)

Oklahoma State at Iowa State, 2:30 p.m. (FOX)

West Virginia at TCU, 6:30 p.m. (ESPNU)

## ▼ LAST WEEK IN THE BIG 12

## SATURDAY, OCTOBER 16

Oklahoma State 32, Texas 24

Baylor 38, BYU 24

Texas Tech 41, Kansas 14

**Iowa State 33, K-State 20**

Oklahoma 52, TCU 31

## ▼ NEXT WEEK IN THE BIG 12

## SATURDAY, OCTOBER 30

Texas at Baylor, 11 a.m. (ABC)

Iowa State at West Virginia, 1 p.m. (Big 12 Now on ESPN+)

**TCU at K-State, 2:30 p.m. (ESPNU)**

Texas Tech at Oklahoma, 2:30 p.m. (ABC)

Kansas at Oklahoma State, 6 p.m. (FS1)



## STANFORD

3-4, 2-2 Pac-12

Date	Opponent	Time (TV)/Result
Sept. 4	vs. K-State (Arlington, Texas)	L, 7-24
Sept. 11	at USC*	W, 42-20
Sept. 18	at Vanderbilt	W, 41-23
Sept. 25	UCLA*	L, 24-35
Oct. 2	Oregon*	W, 31-24 [ot]
(F) Oct. 8	at Arizona State*	L, 10-28
Oct. 16	at Washington State*	L, 31-34
Oct. 30	Washington*	9:30 p.m. (FS1)
(F) Nov. 5	at Utah*	9:30 p.m. (FS1)
Nov. 13	at Oregon State*	TBA
Nov. 20	California*	TBA
Nov. 27	Notre Dame	TBA

\* Pac-12 Conference Game



## SOUTHERN ILLINOIS

6-1, 4-0 MVFC

Date	Opponent	Time (TV)/Result
(TH) Sept. 2	at SE Missouri State	W, 47-21
Sept. 11	at K-State	L, 23-31
Sept. 18	Dayton	W, 55-3
Sept. 25	Illinois State*	W, 35-17
Oct. 2	at Western Illinois*	W, 31-30 [ot]
Oct. 9	at South Dakota State*	W, 42-41 [ot]
Oct. 16	North Dakota*	W, 31-28
Oct. 30	at Northern Iowa*	4 p.m.
Nov. 6	Missouri State*	12 p.m.
Nov. 13	at Indiana State*	12 p.m.
Nov. 20	Youngstown State*	12 p.m.

\* Missouri Valley Football Conference Game



## NEVADA

5-1, 2-0 MW

Date	Opponent	Time (TV)/Result
Sept. 4	at California	W, 22-17
Sept. 11	Idaho State	W, 49-10
Sept. 18	at K-State	L, 17-38
Oct. 2	at Boise State*	W, 41-31
Oct. 9	New Mexico State	W, 55-28
Oct. 16	Hawaii*	W, 34-17
Oct. 23	at Fresno State*	TBA
(F) Oct. 29	UNLV*	9 p.m. (CBS Sports Net)
Nov. 6	San Jose State*	TBA
Nov. 13	at San Diego St.*	9:30 p.m. (CBS Sports Net)
(F) Nov. 19	Air Force*	TBA
Nov. 27	at Colorado State*	6 p.m. (CBS Sports Net)

\* Mountain West Conference Game



## OKLAHOMA STATE

6-0, 3-0 Big 12

Date	Opponent	Time (TV)/Result
Sept. 4	Missouri State	W, 23-16
Sept. 11	Tulsa	W, 28-23
Sept. 18	at Boise State	W, 21-20
Sept. 25	K-State*	W, 31-20
Oct. 2	Baylor*	W, 24-14
Oct. 16	at Texas*	W, 32-24
Oct. 23	at Iowa State*	2:30 p.m. (FOX)
Oct. 30	Kansas*	6 p.m. (FS1)
Nov. 6	at West Virginia*	TBA
Nov. 13	TCU*	TBA
Nov. 20	at Texas Tech*	TBA
Nov. 27	Oklahoma*	TBA

\* Big 12 Conference Game



## OKLAHOMA

7-0, 4-0 Big 12

Date	Opponent	Time (TV)/Result
Sept. 4	at Tulane (Norman, Okla)	W, 40-35
Sept. 11	Western Carolina	W, 76-0
Sept. 18	Nebraska	W, 23-16
Sept. 25	West Virginia*	W, 16-13
Oct. 2	K-State*	W, 37-31
Oct. 9	vs. Texas* (Dallas, Texas)	W, 55-48
Oct. 16	TCU*	W, 52-31
Oct. 23	at Kansas*	11 a.m. (ESPN)
Oct. 30	Texas Tech*	2:30 p.m. (ABC)
Nov. 13	at Baylor*	TBA
Nov. 20	Iowa State*	TBA
Nov. 27	at Oklahoma*	TBA

\* Big 12 Conference Game



## IOWA STATE

4-2, 2-1 Big 12

Date	Opponent	Time (TV)/Result
Sept. 4	Northern Iowa	W, 16-10
Sept. 11	Iowa	L, 17-27
Sept. 18	at UNLV	W, 48-3
Sept. 25	at Baylor*	L, 29-31
Oct. 2	Kansas*	W, 59-7
Oct. 16	at K-State*	W, 33-20
Oct. 23	Oklahoma State*	2:30 p.m. (FOX)
Oct. 30	at West Virginia*	1 p.m. (Big 12 Now)
Nov. 6	Texas*	TBA
Nov. 13	at Texas Tech*	TBA
Nov. 20	at Oklahoma*	TBA
(F) Nov. 26	TCU*	3 p.m. or 3:30 p.m. (FOX or FS1)

\* Big 12 Conference Game



## TEXAS TECH

5-2, 2-2 Big 12

Date	Opponent	Time (TV)/Result
Sept. 4	vs. Houston (NRG Stadium)	W, 38-21
Sept. 11	Stephen F. Austin	W, 28-22
Sept. 18	Florida International	W, 54-21
Sept. 25	at Texas*	L, 35-70
Oct. 2	at West Virginia*	W, 23-20
Oct. 9	TCU*	L, 31-52
Oct. 16	at Kansas*	W, 41-14
Oct. 23	K-State*	11 a.m. (FS1)
Oct. 30	at Oklahoma*	2:30 p.m. (ABC)
Nov. 13	Iowa State*	TBA
Nov. 20	Oklahoma State*	TBA
Nov. 27	at Baylor*	TBA

\* Big 12 Conference Game



## TCU

3-3, 1-2 Big 12

Date	Opponent	Time (TV)/Result
Sept. 4	Duquesne	W, 45-3
Sept. 11	California	W, 34-32
Sept. 25	SMU	L, 34-42
Oct. 2	Texas*	L, 27-32
Oct. 9	at Texas Tech*	W, 52-31
Oct. 16	at Oklahoma*	L, 31-52
Oct. 23	West Virginia*	6:30 p.m. (ESPNU)
Oct. 30	at K-State*	2:30 p.m. (ESPNU)
Nov. 6	Baylor*	TBA
Nov. 13	at Oklahoma State*	TBA
Nov. 20	Kansas*	TBA
(F) Nov. 26	at Iowa St.*	3 p.m. or 3:30 p.m. (FS1 or FOX)

\* Big 12 Conference Game



## KANSAS

1-5, 0-3 Big 12

Date	Opponent	Time (TV)/Result
(F) Sept. 3	South Dakota	W, 17-14
(F) Sept. 10	at Coastal Carolina	L, 22-49
Sept. 18	Baylor*	L, 7-45
Sept. 25	at Duke	L, 33-52
Oct. 2	at Iowa State*	L, 7-59
Oct. 16	Texas Tech*	L, 14-41
Oct. 23	Oklahoma*	11 a.m. (ESPN)
Oct. 30	at Oklahoma State*	6 p.m. (FS1)
Nov. 6	K-State*	TBA
Nov. 13	at Texas*	TBA
Nov. 20	at TCU*	TBA
Nov. 27	West Virginia*	TBA

\* Big 12 Conference Game



## WEST VIRGINIA

2-4, 0-3 Big 12

Date	Opponent	Time (TV)/Result
Sept. 4	at Maryland	L, 24-30
Sept. 11	Long Island	W, 66-0
Sept. 18	Virginia Tech	W, 27-21
Sept. 25	at Oklahoma*	L, 13-16
Oct. 2	Texas Tech*	L, 20-23
Oct. 9	at Baylor*	L, 20-45
Oct. 23	at TCU*	6:30 p.m. (ESPNU)
Oct. 30	Iowa State*	1 p.m. (Big 12 Now)
Nov. 6	Oklahoma State*	TBA
Nov. 13	at K-State*	TBA
Nov. 20	Texas*	TBA
Nov. 27	at Kansas*	TBA

\* Big 12 Conference Game



## BAYLOR

6-1, 3-1 Big 12

Date	Opponent	Time (TV)/Result
Sept. 4	at Texas State	W, 29-20
Sept. 11	Texas Southern	W, 66-7
Sept. 18	at Kansas*	W, 45-7
Sept. 25	Iowa State*	W, 31-29
Oct. 2	at Oklahoma State*	L, 14-24
Oct. 9	West Virginia*	W, 45-20
Oct. 16	BYU	W, 38-24
Oct. 30	Texas*	11 a.m. (ABC)
Nov. 6	at TCU*	TBA
Nov. 13	Oklahoma*	TBA
Nov. 20	at K-State*	TBA
Nov. 27	Texas Tech*	TBA

\* Big 12 Conference Game



## TEXAS

4-3, 2-2 Big 12

Date	Opponent	Time (TV)/Result
Sept. 4	Louisiana	W, 38-18
Sept. 11	at Arkansas	L, 21-40
Sept. 18	Rice	W, 58-0
Sept. 25	Texas Tech*	W, 70-35
Oct. 2	at TCU*	W, 32-27
Oct. 9	vs. Oklahoma* (Dallas, Texas)	L, 48-55
Oct. 16	Oklahoma State*	L, 24-32
Oct. 30	at Baylor*	11 a.m. (ABC)
Nov. 6	at Iowa State*	TBA
Nov. 13	Kansas*	TBA
Nov. 20	at West Virginia*	TBA
(F) Nov. 26	K-State*	11 a.m. (FOX)

\* Big 12 Conference Game





# CHRIS KLIEMAN

Head Coach • Third Year at K-State  
28th Year in Coaching • Ninth Year as a Head Coach  
Northern Iowa '90, '92

"Stack good days on top of good days, and I promise you will be pleased with the process." That has been the message throughout the **Chris Klieman** era at Kansas State. And let's just say there have been many good days stacked on top of one another.

Klieman, a proven winner with a championship history, was named the 35th head football coach in Kansas State history on December 10, 2018, and in two seasons he has compiled 12 wins to tie for the second most in school history by a head coach in their first two years. In addition to the 12 overall wins, Klieman has led the Wildcats to back-to-back wins over Oklahoma — ranked No. 5 2019 and No. 3 in 2020 — kept the Governor's Cup trophy in Manhattan with two wins over in-state rival KU and has collected nine Big 12 Conference wins.

In year one at the helm of the K-State program, the Wildcats managed to win eight games, finish in a tie for third in the Big 12 after being picked ninth in the preseason, knocked off No. 5 Oklahoma at home for the first time since 1996, won at Mississippi State — the Wildcats' first win in 11 tries inside an SEC stadium — kept the Governor's Cup in Manhattan following their 11th-straight win over rival Kansas and quickly got back to bowl eligibility after missing out the year prior. The eight wins by Klieman were the most in school history by a first-year coach and also ranked second nationally among first-year Power 5 head coaches in 2019, trailing only Ohio State's Ryan Day.

A total of 15 Wildcats earned All-Big 12 recognition in 2019, but his work didn't end there as the Wildcats placed a school-record 32 players on the Academic All-Big 12 teams, including a league-record 26 first-team members. Headlining the list was Adam Holtorf, who was the Big 12 Scholar Athlete of the Year, a First Team Academic All-American and candidate for the Campbell Trophy.

Kansas State jumped out of the gate in Big 12 play in 2020 by winning its first four games, the first time the Wildcats went 4-0 to start conference play in six years and just the sixth time in the 25-year history of the Big 12. One of those victories was at No. 3 Oklahoma, the first road win over a top-five team in school history. The Wildcats were the first team to win two straight games against the Sooners since 2013 and 2014 (Baylor) and the first to defeat top-five Sooners teams in consecutive years since 2001 and 2002 (Oklahoma State).

However, battling through the COVID-19 pandemic and losing senior starting quarterback Skylar Thompson for the season during the third game of the year, the Wildcats finished at 4-6. K-State was one of just two teams in the nation (Georgia Tech) to start true freshmen at both quarterback and running back in at least seven games in 2020. The running back turned out to be one of the best in the nation as Deuce Vaughn was named the True Freshman of the Year by 247Sports, landed on multiple All-America teams and was the Big 12 Offensive Freshman of the Year. Vaughn was one of nine Wildcats to earn All-Big 12 honors. The Wildcats also had another stellar year in the classroom in 2020 as they broke their own record from the year prior for Academic All-Big 12 honors with 33, which included 26 first-team members.

Prior to arriving at K-State, Klieman capped his five-year stint as head coach at North Dakota State by winning his fourth national championship in 2018. He tied Jim Tressel (Youngstown State) for the most FCS National Championships as a head coach, while he was a part of all seven of NDSU's national championships, the most in FCS history.

Klieman guided the 2018 Bison to a perfect 15-0 record, just the fifth team in FCS history to go undefeated and untied on the way to a national championship. North Dakota State also claimed that feat in 2013 when Klieman as the defensive coordinator.

A native of Waterloo, Iowa, Klieman finished first in NDSU history in winning percentage (.920) and third in victories (69).

Klieman's accomplishments as the Bison head coach came despite losing 23 seniors and welcoming seven new assistant coaches prior to his first season at the helm in 2014. That year, the Bison went 15-1

and won the national championship before going 13-2 with another national championship in 2015, 12-2 with a semifinal appearance in 2016 and 14-1 with a third national title in 2017.

Klieman holds an 87-26 record in his eight seasons overall as head coach, including a 69-6 mark at North Dakota State and 15-1 at K-State. His 76.3% winning mark as a head coach is the 15th-highest percentage by an active coach among all NCAA Divisions (minimum eight years), while it is the fifth-best mark among current FBS coaches.

Klieman's record is even more impressive considering 39 of his 69 wins at North Dakota State (56.5 percent) came over ranked opponents, while he had two wins in two tries over FBS competition — a 34-14 victory at Iowa State in his first game at the helm of NDSU and a 23-21 triumph at 11th-ranked Iowa in 2016. His teams were also stellar in protecting home field as evidenced by his 43-3 home record at NDSU, which includes winning each of his last 19 games at the FargoDome.

The Bison won the Missouri Valley Football Conference each of his five years as head coach and put together a collective 36-4 (90.0 percent) record against conference foes during that time. He was named the Bruce Craddock MVFC Coach of the Year in 2017, while he was the 2014 Rawlings Football/American Football Monthly FCS Coach of the Year and the 2018 AFCA Region 4 FCS Coach of the Year.

Klieman's teams were a model of success at NDSU, ranking highly in many of the key statistical categories throughout his tenure. The Bison scoring offense ranked in the top 10 each of his final three seasons in Fargo, including a 41.5-points-per-game mark to rank sixth in 2018, and their total offense mark ranked in the top 20 the final two years, including a 271.7-yard mark in 2018 to rank 14th in the nation.

Klieman, who came up through the coaching ranks on defense, has always produced on that side of the ball as NDSU finished his final season ranked in the top 15 in red zone defense (1st), scoring defense (3rd) and total defense (5th). The Bison ranked in the top six in scoring and total defense in four of his five seasons as head coach, including a No. 1 national ranking in total defense in 2017 (237.4).

Elevated from defensive coordinator to head coach at NDSU on December 15, 2013, Klieman's defensive units during his two-year run as coordinator each included top-10 rankings in scoring defense, total defense, rushing defense and passing defense. Highlighting that run were No. 1 rankings in scoring defense in both 2012 and 2013, and total defense in 2012, the latter when he was named the Football Scoop FCS Coordinator of the Year. NDSU also led the nation in scoring defense when he was the defensive backs coach in 2011.

Klieman began his coaching career as a graduate assistant at his alma mater, Northern Iowa, in 1991 and 1992 before being promoted to an assistant coach in 1993. He went on to Western Illinois as an assistant coach from 1994 to 1996 before serving as a graduate assistant at Kansas in 1997 and an assistant coach at Missouri State in 1999.

Klieman then moved on to Division III Loras College in Dubuque, Iowa, where he was the defensive coordinator from 2002 to 2004 before taking over as head coach for the 2005 season. He returned to Northern Iowa in 2006 as an assistant coach before being elevated to defensive coordinator for the 2009 and 2010 seasons.

Klieman was a three-time All-Gateway Conference defensive back at Northern Iowa and four-year letterwinner from 1986 to 1990. He graduated from UNI in 1990 with a bachelor's degree in health education and a master's degree in physical education in 1992.

Klieman and his wife, **Rhonda**, are parents of two sons, **Devin** and **Colby**, and one daughter, **Haley**.

## ▼ THE KLIEMAN FILE

Hometown:	Waterloo, Iowa
High School:	Columbus Catholic
Spouse:	Rhonda
Children:	Devin, Colby, Haley

## EDUCATION

Bachelor's Degree in Health Education (Northern Iowa, 1990)
Master's Degree in Physical Education (Northern Iowa, 1992)

## PLAYING EXPERIENCE

Northern Iowa, Defensive Back (1986-90)

## COACHING EXPERIENCE

Year	Position	School
1991-92	Graduate Assistant	Northern Iowa
1993	Defensive Backs	Northern Iowa
1994-96	Defensive Backs	Western Illinois
1997	Graduate Assistant	Kansas
1999	Defensive Backs	Missouri State
2002-04	Defensive Coordinator	Loras College
2005	Head Coach	Loras College
2006-07	Defensive Backs	Northern Iowa
2008	Co-Defensive Coordinator/DB	Northern Iowa
2009-10	Defensive Coordinator/DB	Northern Iowa
2011	Defensive Backs	North Dakota State
2012-13	Defensive Coordinator/DB	North Dakota State
2014-18	Head Coach	North Dakota State
2019-21	Head Coach	Kansas State

## YEAR-BY-YEAR RECORD

Year	School (Pos.)	Rec. (Conf)	Conf. Finish
1991	Northern Iowa (GA)	11-2 (5-1)	1st
	► MVFC Champions; FCS Quarterfinals		
1992	Northern Iowa (GA)	12-2 (5-1)	1st
	► MVFC Champions; FCS Semifinals		
1993	Northern Iowa (DB)	8-4 (5-1)	1st
	► MVFC Champions; FCS Playoffs		
1994	Western Illinois (DB)	8-3 (4-2)	2nd
1995	Western Illinois (DB)	4-7 (2-4)	t5th
1996	Western Illinois (DB)	9-3 (3-2)	2nd
	► FCS Playoffs		
1997	Kansas (GA)	5-6 (3-5)	5th (North)
1999	Missouri State (DB)	5-6 (2-4)	t4th
2002	Loras College (DC)	5-5 (4-5)	5th
2003	Loras College (DC)	7-3 (5-3)	3rd
2004	Loras College (DC)	4-6 (3-5)	7th
2005	Loras College (HC)	3-7 (2-6)	7th
2006	Northern Iowa (DB)	7-4 (5-2)	3rd
2007	Northern Iowa (DB)	12-1 (6-0)	1st
	► MVFC Champions; FCS Quarterfinals		
2008	Northern Iowa (Co-DC/DB)	12-3 (7-1)	t1st
	► MVFC Champions; FCS Semifinals		
2009	Northern Iowa (DC/DB)	7-4 (5-3)	3rd
2010	Northern Iowa (DC/DB)	7-5 (6-2)	1st
	► MVFC Champions; FCS Playoffs		
2011	North Dakota State (DB)	14-1 (7-1)	1st
	► MVFC Champions; FCS National Champions		
2012	North Dakota State (DC/DB)	14-1 (7-1)	1st
	► MVFC Champions; FCS National Champions		
2013	North Dakota State (DC/DB)	15-0 (8-0)	1st
	► MVFC Champions; FCS National Champions		
2014	North Dakota State (HC)	15-1 (7-1)	1st
	► MVFC Champions; FCS National Champions		
2015	North Dakota State (HC)	13-2 (7-1)	1st
	► MVFC Champions; FCS National Champions		
2016	North Dakota State (HC)	12-2 (7-1)	1st
	► MVFC Champions; FCS Semifinals		
2017	North Dakota State (HC)	14-1 (7-1)	1st
	► MVFC Champions; FCS National Champions		
2018	North Dakota State (HC)	15-0 (8-0)	1st
	► MVFC Champions; FCS National Champions		
2019	Kansas State (HC)	8-5 (5-4)	t3rd
	► Liberty Bowl		
2020	Kansas State (HC)	4-6 (4-5)	7th
2021	Kansas State (HC)	3-3 (0-3)	
OVERALL RECORD (HC and Asst)		253-93 (139-65)	
RECORD AS A HEAD COACH		87-27 (47-22)	



## ▼ KLIEMAN RECORD BREAKDOWN

Overall .....	87-27 (.763)
Overall (K-State).....	15-14 (.517)
Home (Overall) .....	54-13 (.806)
Home (K-State) .....	9-7 (.563)
Away (Overall) .....	28-13 (.683)
Away (K-State) .....	5-6 (.455)
Neutral .....	5-1 (.833)
Conference (Overall) .....	47-22 (.681)
Conference (K-State) .....	9-12 (.429)
Home Conference (Overall) .....	24-12 (.667)
Home Conference (K-State) .....	5-6 (.454)
Away Conference (Overall) .....	23-11 (.676)
Away Conference (K-State) .....	4-6 (.400)
Non-Conference (Overall) .....	40-5 (.889)
Non-Conference (K-State) .....	6-2 (.750)
Home Non-Conference (Overall) .....	30-2 (.938)
Home Non-Conference (K-State) .....	4-1 (.800)
Away Non-Conference (Overall) .....	5-2 (.714)
Away Non-Conference (K-State) .....	1-0 (1.000)
Neutral Non-Conference .....	5-1 (.833)
Coming Off a Win* .....	72-12 (.857)
at K-State* .....	11-5 (.688)
Coming Off a Loss* .....	9-12 (.429)
at K-State* .....	3-7 (.300)
Coming Off a Bye * .....	20-4 (.833)
at K-State* .....	3-4 (.429)
In August .....	3-1 (.750)
In September .....	22-6 (.786)
In October .....	28-7 (.800)
In November .....	17-8 (.680)
In December .....	14-3 (.824)
In January .....	4-0 (1.000)
Tuesday .....	0-1 (.000)
Friday .....	4-1 (.800)
Saturday .....	83-25 (.769)
Scoring First .....	63-13 (.829)
at K-State .....	13-6 (.684)
Opponent Scores First .....	24-14 (.632)
at K-State .....	2-8 (.200)
Leading at Halftime .....	69-7 (.908)
at K-State .....	11-3 (.786)
Behind at Halftime .....	11-19 (.367)
at K-State .....	3-10 (.231)
Tied at Halftime .....	7-1 (.875)
at K-State .....	1-1 (.500)
Overtime .....	3-0 (1.000)
Outgain Opponent .....	78-5 (.940)
at K-State .....	8-3 (.727)
Outgained by Opponent .....	9-22 (.290)
at K-State .....	7-11 (.389)
Win Turnover Battle .....	55-8 (.873)
at K-State .....	9-2 (.818)
Lose Turnover Battle .....	15-14 (.517)
at K-State .....	2-10 (.167)
Equal Turnovers .....	17-5 (.773)
at K-State .....	4-2 (.667)
With 100-Yard Rusher .....	49-3 (.942)
at K-State .....	8-3 (.727)
Scoring a Defensive Touchdown .....	17-0 (1.000)
at K-State .....	3-0 (1.000)
Scoring a Special Teams Touchdown .....	9-4 (.692)
at K-State .....	4-3 (.571)

\* In Season Only

## LORAS COLLEGE

## 2005 (3-7/2-6 Iowa Intercollegiate Athletic Conference)

Date	Opponent	Score	W / L
Sept. 3	Concordia (Ill.).....	48-3	W
Sept. 10	at No. 22 St. Ambrose .....	28-29	L
Sept. 17	at Buena Vista .....	0-14	L
Sept. 24	Central College .....	0-21	L
Oct. 1	at Cornell College .....	27-14	W
Oct. 15	Simpson College .....	15-7	W
Oct. 22	Wartburg College .....	10-14	L
Oct. 29	at Luther College .....	19-22	L
Nov. 5	Coe College .....	14-24	L
Nov. 12	at Dubuque .....	18-20	L

## NORTH DAKOTA STATE

## 2014 (15-1/7-1 Missouri Valley Football Conference)

## MVFC Champions

## FCS National Champions

Date	Opponent	Score	W / L
Aug. 30	at Iowa State .....	34-14	W
Sept. 6	at Weber State .....	24-7	W
Sept. 13	Incarnate World .....	58-0	W
Sept. 20	No. 3 Montana .....	22-10	W
Oct. 4	at Western Illinois .....	17-10	W
Oct. 11	No. 12 Southern Illinois .....	38-10	W
Oct. 18	No. 22 Indiana State .....	34-17	W
Oct. 25	at South Dakota .....	47-7	W
Nov. 1	No. 18 South Dakota State .....	37-17	W
Nov. 8	at No. 19 Northern Iowa .....	3-23	L
Nov. 15	at Missouri State .....	45-10	W
Nov. 22	No. 20 Youngstown State .....	38-14	W

## NCAA FCS Second Round

Dec. 6 No. 13 South Dakota State..... 27-24 W

## NCAA FCS Quarterfinal

Dec. 13 No. 6 Coastal Carolina..... 39-32 W

## NCAA FCS Semifinal

Dec. 19 No. 19 Sam Houston State..... 35-3 W

## NCAA Division I Football Championship (Frisco, Texas)

Jan. 10 No. 2 Illinois State..... 29-27 W

## 2015 (13-2/7-1 Missouri Valley Football Conference)

## MVFC Champions

## FCS National Champions

Date	Opponent	Score	W / L
Aug. 29	at No. 12 Montana State.....	35-38	L
Sept. 12	Weber State .....	41-14	W
Sept. 19	North Dakota .....	34-9	W
Oct. 3	at No. 5 South Dakota State .....	28-7	W
Oct. 10	No. 10 Northern Iowa .....	31-28	W
Oct. 17	South Dakota .....	21-24	L
Oct. 24	at No. 18 Indiana State .....	28-14	W
Oct. 31	at Southern Illinois .....	35-29	W
Nov. 7	Western Illinois .....	59-7	W
Nov. 14	at No. 20 Youngstown State .....	27-24	W
Nov. 21	Missouri State .....	55-0	W

## NCAA FCS Second Round

Dec. 5 No. 16 Montana..... 37-6 W

## NCAA FCS Quarterfinal

Dec. 12 No. 14 Northern Iowa..... 23-13 W

## NCAA FCS Semifinal

Dec. 18 No. 11 Richmond..... 33-7 W

## NCAA Division I Football Championship (Frisco, Texas)

Jan. 9 No. 1 Jacksonville State ..... 37-10 | W |

## 2016 (12-2/7-1 Missouri Valley Football Conference)

## MVFC Champions

Date	Opponent	Score	W / L
Aug. 27	No. 6 Charleston Southern.....	24-17 (OT)	W
Sept. 10	No. 8 Eastern Washington.....	50-44 (OT)	W
Sept. 17	at No. 11 Iowa.....	23-21	W
Oct. 1	No. 18 Illinois State.....	31-10	W
Oct. 8	at Missouri State .....	27-3	W
Oct. 15	No. 11 South Dakota State.....	17-19	L
Oct. 22	at No. 12 Western Illinois .....	21-13	W
Oct. 29	at Northern Iowa .....	24-20	W
Nov. 5	No. 13 Youngstown State.....	24-3	W
Nov. 12	Indiana State .....	41-17	W
Nov. 19	at South Dakota.....	28-21	W

## NCAA FCS Second Round

Dec. 3 No. 24 San Diego ..... 45-7 | W |

NCAA FCS Quarterfinal

Dec. 10 No. 7 South Dakota State..... 36-10 W

NCAA FCS Semifinal

Dec. 18 No. 5 James Madison..... 17-27 L

2017 (14-1/7-1 Missouri Valley Football Conference)

MVFC Champions

FCS National Champions

Date	Opponent	Score	W / L
Sept. 2	Mississippi Valley State.....	72-7	W
Sept. 9	at No. 6 Eastern Washington.....	40-13	W
Sept. 23	Robert Morris .....	56-0	W
Sept. 30	Missouri State.....	38-11	W
Oct. 7	at Indiana State .....	52-0	W
Oct. 14	at No. 8 Youngstown State .....	27-24 (OT)	W
Oct. 21	No. 10 Western Illinois .....	24-12	W
Oct. 28	No. 25 Northern Iowa .....	30-14	W
Nov. 4	at No. 8 South Dakota State .....	21-33	L
Nov. 11	No. 10 South Dakota .....	49-14	W
Nov. 18	at No. 21 Illinois State .....	20-7	W

NCAA FCS Second Round

Dec. 2 San Diego..... 38-3 W

NCAA FCS Quarterfinal

Dec. 9 No. 8 Wofford..... 42-10 W

NCAA FCS Semifinal

Dec. 15 No. 5 Sam Houston State..... 55-13 W

NCAA Division I Football Championship (Frisco, Texas)

Jan. 6 No. 1 James Madison..... 17-13 W

2018 (15-0/8-0 Missouri Valley Football Conference)

MVFC Champions

FCS National Champions

Date	Opponent	Score	W / L
Sept. 1	Cal Poly.....	49-3	W
Sept. 15	North Alabama.....	38-7	W
Sept. 22	Delaware .....	38-10	W
Sept. 29	No. 3 South Dakota State.....	21-17	W
Oct. 6	at No. 22 Northern Iowa .....	56-31	W
Oct. 13	at Western Illinois .....	34-7	W
Oct. 20	Illinois State .....	28-14	W
Oct. 27	at South Dakota.....	59-14	W
Nov. 3	Youngstown State .....	17-7	W
Nov. 10	at Missouri State.....	48-7	W
Nov. 17	Southern Illinois.....	65-17	W

NCAA FCS Second Round

Dec. 1 No. 23 Montana State..... 52-10 W

NCAA FCS Quarterfinal

Dec. 8 No. 7 Colgate..... 35-0 W

NCAA FCS Semifinal

Dec. 14 No. 5 South Dakota State..... 44-21 W

NCAA Division I Football Championship (Frisco, Texas)

Jan. 5 No. 3 Eastern Washington..... 38-24 W

KANSAS STATE

2019 (8-5/5-4 Big 12)

Liberty Bowl Participants

Date	Opponent	Score	W / L
Aug. 31	Nicholls .....	49-14	W
Sept. 7	Bowling Green.....	52-0	W
Sept. 14	at Mississippi State.....	31-24	W
Sept. 28	at Oklahoma State.....	13-26	L
Oct. 5	Baylor .....	12-31	L
Oct. 19	TCU .....	24-17	W
Oct. 26	No. 5 Oklahoma.....	48-41	W
Nov. 2	at Kansas.....	38-10	W
Nov. 9	at Texas.....	24-27	L
Nov. 16	West Virginia .....	20-24	L
Nov. 23	at Texas Tech.....	30-27	W
Nov. 30	No. 23 Iowa State .....	27-17	W

AutoZone Liberty Bowl (Memphis, Tenn.)

Dec. 31 No. 23 Navy..... 17-20 L

2020 (4-6/4-5 Big 12)

Date	Opponent	Score	W / L
Sept. 12	Arkansas State.....	31-35	L
Sept. 26	at No. 3 Oklahoma.....	38-35	W
Oct. 3	Texas Tech.....	31-21	W
Oct. 10	at TCU.....	21-14	W
Oct. 24	Kansas.....	55-14	W
Oct. 31	at West Virginia .....	10-37	L
Nov. 7	No. 14 Oklahoma State.....	18-20	L
Nov. 21	at No. 17 Iowa State .....	45-0	L
Nov. 28	at Baylor.....	31-32	L
Dec. 5	Texas .....	31-69	L

PAGE 12

K-STATE FOOTBALL GAME NOTES



**VAN MALONE** GAMEDAY: FIELD

Assistant Head Coach/CBs • Houston '02  
23rd Year in Coaching • Third Year at K-State

- A 22-year veteran who has several ties to the Big 12 and was a successful defensive back in both college and the NFL.
- Entering second year as Assistant Head Coach, third year overall at K-State.
- Helped the Wildcats allow just 21.4 pts/gm in 2019, K-State's best mark since 2003.
- Served as the defensive coordinator at SMU from 2015 to 2017.
- An All-American safety as a senior at Texas in 1993 who went on to play five seasons in the NFL with the Detroit Lions.
- Coached with Buddy Wyatt at TAMU and SMU, and Jason Ray at Oklahoma State.



**JOE KLANDERMAN** GAMEDAY: FIELD

Defensive Coord./Safeties • Minnesota State '01  
20th Year in Coaching • Third Year at K-State

- Entering his second season at K-State's defensive coordinator but his ninth overall as a defensive coordinator (Minnesota State, 2017-13).
- Oversaw a unit in 2020 that ranked seventh in the nation in INT TD and 24th in sacks.
- Saw four defenders earn All-Big 12 honors in 2020.
- Coached safeties Denzel Goolsby (2019) and Jahron McPherson (2020) to All-Big 12 honors.
- A five-year member of Chris Klieman's staff at North Dakota State where he helped the Bison win four national championships.



**COURTNEY MESSINGHAM** GAMEDAY: BOOTH

Offensive Coord./WR • Northern Iowa '90  
32nd Year in Coaching • Third Year at K-State

- A 31-year coaching veteran who has served as a coordinator at multiple stops in addition to coaching virtually every offensive position.
- Coaching wide receivers in 2021 after tutoring tight ends/fullbacks his first two years.
- Guided offensive units that have ranked in the top four in red zone % each of his first two years as the 2019 squad led the nation (96.2%) and 2020 team ranked fourth (93.9).
- The 2019 team also ranked ninth in time of possession (33:27).
- Led the 2018 North Dakota State offense to school and Missouri Valley Conference Football records in five categories.



**BRIAN ANDERSON** GAMEDAY: FIELD

Running Backs • Western Illinois '94  
27th Year in Coaching • Third Year at K-State

- A 26-year coaching veteran with ties to the state of Kansas having coached at Highland CC and Coffeyville CC.
- Tutored Deuce Vaughn to multiple All-America and Freshman All-America honors in 2020, while was also name the True Freshman of the Year by 247Sports.
- Oversaw a group in 2019 that helped K-State finish fourth in the Big 12 in rushing offense (178.0 yds/gm) and third in the league in rushing touchdowns (29) despite not having any scholarship running backs on the roster when he arrived.
- Has coached running backs, wide receivers and tight ends during his career.



**COLLIN KLEIN** GAMEDAY: BOOTH

Quarterbacks • Kansas State '11  
Eighth Year in Coaching • Seventh Year at K-State

- A 2012 Heisman Trophy finalist and one of the greatest quarterbacks to ever don a Kansas State uniform.
- Entering his eighth year in coaching, seventh overall at K-State and fifth as a full-time assistant coach.
- Has tutored Skylar Thompson, who is just the second player in school history to pass for 5,000 yards and rush for 1,000 yards (Ell Roberson).
- Thompson earned All-Big 12 honors in 2019, the first Wildcat QB to do so since 2014.
- Coached quarterbacks at Northern Iowa in 2016.



**JASON RAY** GAMEDAY: FIELD

Tight Ends/Fullbacks • Missouri '07  
13th Year in Coaching • Third Year at K-State

- Entering his 13th year in coaching, while he is in his third stint in the Big 12 as either a player or coach having played at Missouri (2003-07) and coached at Oklahoma State (2013-14).
- Helped tutor Phillip Brooks to All-America honors as a punt returner in 2020.
- Coached Dalton Schoen to All-Big 12 honors as a senior in 2019.
- Spent the 2018 season at North Dakota State where he coached all-conference receiver and FCS National Championship Most Outstanding Player Darrius Shepherd.
- Worked with Van Malone for two seasons at Oklahoma State (2013-14).



**CONOR RILEY** GAMEDAY: FIELD

Offensive Line • Omaha '03  
19th Year in Coaching • Third Year at K-State

- An 18-year coaching veteran who coached a group in 2020 that had no returning starts and saw the line become one of the best in the Big 12 by season's end.
- Tutored a group in 2019 that paved the way for 178.0 rushing yds/gm (fourth in Big 12), and 29 rushing TDs (third in Big 12).
- Coached four Wildcat linemen in 2019 that earned All-Big 12 honors, the most by K-State since 2012.
- Spent previous six years at North Dakota State as the Bison averaged at least 235 yds/gm and ranked in the top 10 nationally in rushing every year he was on staff.



**STEVE STANARD** GAMEDAY: BOOTH

Linebackers • Nebraska '89  
34th Year in Coaching • Second Year at K-State

- A veteran coach with more than 30 years of coaching experience.
- Has 20-seasons worth of experience as a defensive coordinator, serving that position at Nebraska Wesleyan, South Dakota, New Mexico State, Colorado State, Tulane and Wyoming.
- Tutored Elijah Sullivan to All-Big 12 honors in 2020.
- Coached linebackers at North Dakota State in 2012 and 2013 when Chris Klieman was the defensive coordinator, while he also coached with Conor Riley at NDSU in 2013.
- Came to K-State from Syracuse where he coached the Orange defensive ends.



**MIKE TUIASOSOPO** GAMEDAY: FIELD

Defensive Tackles • Pacific Lutheran '89  
30th Year in Coaching • Third Year at K-State

- Holds 22 years' worth of Division I coaching experience and 29 years overall in the profession.
- Helped K-State rank fourth in the Big 12 and 24th nationally in sacks in 2020.
- Assisted the 2019 Wildcat defense that ranked second in the nation in third-down defense (28.0%), their best mark since at least 2003.
- Had several stops in the Pac-10/12 having coached at Arizona, Colorado, UCLA and USC.
- Comes from a football-rich family tradition as his uncle, cousin, four siblings and nephew all played in the NFL.



**BUDDY WYATT** GAMEDAY: FIELD

Defensive Ends • TCU '90  
31st Year in Coaching • Third Year at K-State

- A veteran defensive line coach who has worked in the Big 12, SEC, Big Ten and American Athletic Conference during his 30-year career.
- Coached Wyatt Hubert to a pair of All-Big 12 honors in his first two seasons on staff.
- Also tutored Reggie Walker to All-Big 12 accolades as a senior in 2019.
- Coached the defensive line from 2015 through 2017 at SMU under then-defensive coordinator and current K-State assistant head coach Van Malone.
- Appointment at K-State is seventh tour of duty in Big 12 having coached at Oklahoma State, Colorado, Texas A&M, Nebraska and Kansas.

**▼ K-STATE SUPPORT STAFF**

**Graduate Assistants**

Christian Ellsworth, Hayden Wall (Offense)  
Devin Klieman, Griffin McCarley (Defense)

**Analysts/Quality Control**

Brian Lepack (Sr. Offensive Quality Control)  
Will Burnham (Special Teams Quality Control)  
Matt Kardulis (Defensive Quality Control)  
Tyler Foster (Offensive Analyst)  
David Orloff (Defensive Analyst)

**Strength and Conditioning**

Trumain Carroll (Director of S&C)  
Chad Cain (Asst. S&C Coach)  
Evan Rapp (Asst. S&C Coach)  
Ray Thomas (Asst. S&C Coach)  
Lance Yancy (Asst. S&C Coach)

**Athletic Training/Nutrition**

Mindy Hoffman (Head FB Athletic Trainer)  
Matt Thomason (Assoc. AD)  
Scott Trausch (Sport Dietitian)  
Connor Bennett (Asst. Athletic Trainer)  
Simeon Seiler (Asst. Athletic Trainer)

**Administration/Support Staff**

Hank Jacobs (Director of Football Administration)  
Kacey Feldkamp (Director of Football Operations)  
Taylor Braet (Dir. of Football Recruiting)  
Joni Bunker (Program Coordinator)  
Al Cerbe (Head Equipment Manager)  
Ron Cook (Director of Football Graphic Design)  
Scott Eilert (Director of Video Services)  
Joe Hall (Dir. of SA Development)  
Kelli Krier (Dir. of On-Campus Recruiting)  
Chuck Lillie (Scouting Analyst)  
Jake Otten (Asst. Dir. of Video/Admin.)  
Mikie Schiltz (Asst. Equipment Manager)

# ALPHABETICAL

NO	NAME	POS
63	Ben Adler	OL
52	Nick Allen	LB
91	Felix Anudike-Uzomah	DE
36	Mason Barta	FB
50	Cooper Beebe	OL
43	Jack Blumer	P
16	Derek Bowman	LB
80	Ty Bowman	WR
25	Ekow Boye-Doe	DB
23	Julius Brents	DB
88	Phillip Brooks	WR
3	Aamaris Brown	DB
33	Jaylen Carter	DB
82	Cameron Cotton	TE
58	Cartez Crook-Jones	DT
12	Omar Daniels	DB
62	Dawson Delforge	OL
8	Tee Denson	DB
29	Jax Dineen	FB
20	Ben Driver	DB
73	Christian Duffie	OL
29	Khalid Duke	DE
19	Ross Elder	DB
34	Trevor Erickson	DB
20	Joe Ervin	RB
55	Cody Fletcher	LB
81	Konner Fox	TE
46	Jace Friesen	DE
13	Kirmari Gainous	DE
1	Keenan Garber	WR
17	RJ Garcia II	WR
6	Justin Gardner	DB
54	Kienen Gaskin	LB
31	DJ Giddens	RB
55	Hayden Gillum	OL
45	Reed Godinet	DE
24	Xavier Gordon	WR
22	Daniel Green	LB
18	Gaven Haselhorst	LB
10	Brenen Hawkins	WR
75	Sam Hecht	OL
84	Thomas Helten	WR
5	Ryan Henington	LB
36	Hunter Henry	DB
15	Robert Hentz II	DT
17	Ozzie Hoffer	DE
18	Eric Hommel	WR
25	Gabe Hoover	WR
98	Timmy Horne	DT
15	Will Howard	QB
86	Tyrone Howell	WR
92	Eli Huggins	DT
27	Jake Huggins	FB
56	Damian Ilalio	DT
0	Daniel Imatorbhebe	TE
37	Krew Jackson	LB
69	Noah Johnson	OL
10	Darell Jones	DB
4	Wayne Jones	LB
78	Marshall Kellner	OL
35	Jairus Kennedy	DB
4	Malik Knowles	WR
24	Trey Krause	DB
56	Andrew Leingang	OL
87	Nick Lenners	TE

NO	NAME	POS	HT	WT	YR-EX	HOMETOWN (LAST SCHOOL)
0	# Daniel Imatorbhebe	TE	6-4	240	Sr.-TR	Suwanee, Ga. (Univ. of Illinois)
0	# DaVonte Pritchard	LB	5-10	207	Fr.-HS	Gardner, Kan. (Gardner Edgerton)
1	# Keenan Garber	WR	6-0	176	So.-1L	Lawrence, Kan. (Free State)
1	# Reggie Stubblefield	DB	6-0	195	Sr.-TR	Arlington, Texas (Prairie View A&M Univ.)
2	# Jake Rubley	QB	6-3	209	Fr.-HS	Highlands Ranch, Colo. (Highlands Ranch)
2	# Russ Yeast	DB	5-10	195	Sr.-TR^	Danville, Ky. (Univ. of Louisville)
3	# Aamaris Brown	DB	5-10	187	So.-1L^	Seffner, Fla. (Armwood)
3	# Jaelon Travis	WR	6-0	195	Fr.-RS^	Mansfield, Texas (Summit)
4	# Wayne Jones	LB	6-0	210	Jr.-2L	Owasso, Okla. (Owasso)
4	# Malik Knowles	WR	6-3	195	Jr.-2L	Mansfield, Texas (Lake Ridge)
5	# Ryan Henington	LB	6-1	218	Sr.-2L	Junction City, Kan. (Junction City)
5	# Jaren Lewis	QB	6-1	205	So.-SQ	Columbia, Mo. (Battle)
6	Justin Gardner	DB	6-2	180	Sr.-1L	Charlotte, N.C. (Hutchinson CC)
7	# TJ Smith	DB	5-9	194	Fr.-RS^	Powder Springs, Ga. (McEachern)
7	# Skylar Thompson	QB	6-2	220	Sr.-4L	Independence, Mo. (Fort Osage)
8	# Tee Denson	DB	6-0	190	So.-1L^	Atlanta, Ga. (Cedar Grove)
8	# Ty Zentner	P/K	6-2	200	Sr.-1L	Topeka, Kan. (Butler CC)
9	# Cincere Mason	DB	6-0	217	Sr.-TR	Atlanta, Ga. (Kennesaw State Univ.)
9	# Jacardia Wright	RB	6-0	220	So.-1L	Decatur, Ill. (St. Teresa)
10	# Brenen Hawkins	WR	6-3	213	Fr.-HS^	Colleyville, Texas (Heritage)
10	# Darell Jones	DB	5-11	170	Fr.-HS^	Coffeyville, Kan. (Field Kindley)
12	# Omar Daniels	DB	6-0	173	Fr.-HS^	Moultrie, Ga. (Colquitt County)
12	# Landry Weber	WR	5-10	187	Sr.-3L	Lenexa, Kan. (Bishop Miege)
13	# Kirmari Gainous	DE	6-3	240	Sr.-1L	Tallahassee, Fla. (Hutchinson CC)
13	# Chabastin Taylor	WR	6-4	220	Sr.-3L	Giddings, Texas (Giddings)
14	# Max Marsh	QB	6-3	205	Fr.-RS^	Grand Junction, Colo. (Eaglecrest)
14	# Marvin Martin	DB	6-0	185	Fr.-HS^	Vicksburg, Miss. (Trinity Christian [TX])
15	# Robert Hentz II	DT	6-0	285	Sr.-1L^	Batesville, Miss. (NW Mississippi CC)
15	# Will Howard	QB	6-4	235	So.-1L^	Downingtown, Pa. (Downingtown West)
16	# Derek Bowman	LB	6-1	210	Jr.-SQ	Manhattan, Kan. (Homeschooled)
16	# Seth Porter	WR	5-8	167	Jr.-2L	Friendswood, Texas (Clear Springs)
17	# RJ Garcia II	WR	6-0	175	Fr.-HS^	Land O' Lakes, Fla. (Berkeley Prep)
17	# Ozzie Hoffer	DE	6-3	220	Fr.-HS^	Atlanta, Ga. (Woodward Academy)
18	# Gaven Haselhorst	LB	6-0	221	Fr.-HS^	Hays, Kan. (Hays)
18	# Eric Hommel	WR	6-2	200	Sr.-1L	Littleton, Colo. (Rock Canyon)
19	# Ross Elder	DB	6-1	192	Sr.-2L	Kansas City, Mo. (Rockhurst)
19	# Sammy Wheeler	TE	6-5	236	Jr.-2L	Lenexa, Kan. (St. James Academy)
20	# Ben Driver	DB	6-0	203	So.-1L	Salina, Kan. (Salina Central)
20	# Joe Ervin	RB	5-8	178	So.-SQ	Rock Hill, S.C. (South Pointe)
21	# Eric Munoz	LB	6-0	229	Sr.-TR	Belvidere, Ill. (Utah State Univ.)
21	# Shane Porter	WR	5-10	173	Fr.-HS	Friendswood, Texas (Clear Brook)
22	# Daniel Green	LB	6-3	234	Jr.-2L	Portland, Ore. (Madison)
22	# Deuce Vaughn	RB	5-6	173	So.-1L^	Round Rock, Texas (Cedar Ridge)
23	# Julius Brents	DB	6-4	204	Jr.-TR^	Indianapolis, Ind. (Univ. of Iowa)
23	# Dylan White	WR	6-1	180	So.-TR	Pittsburg, Kan. (Pittsburg State Univ.)
24	# Xavier Gordon	WR	6-1	191	Fr.-HS^	Arlington, Texas (Seguin)
24	# Trey Krause	DB	6-0	190	Fr.-HS^	Olathe, Kan. (Olathe West)
25	# Ekow Boye-Doe	DB	6-0	170	Jr.-2L	Lawrence, Kan. (Lawrence)
25	# Gabe Hoover	WR	6-0	189	So.-SQ	McPherson, Kan. (McPherson)
26	# AJ Moss	DB	5-9	174	Fr.-HS^	Cave Springs, Ark. (Bentonville West)
26	# Elliot Ollenburger	WR	5-10	177	Jr.-SQ	Hillsboro, Kan. (Hillsboro)
27	Jake Huggins	FB	6-1	217	So.-SQ	Cumming, Ga. (West Forsyth)
28	# Vaughn Malone	DB	5-11	182	So.-SQ	Austin, Texas (St. Michael's Catholic Academy)
28	# Devrin Weathers	RB	6-0	194	Fr.-HS^	Webb City, Mo. (Webb City)
29	# Jax Dineen	FB	5-10	244	Jr.-2L	Lawrence, Kan. (Free State)
29	# Khalid Duke	DE	6-4	244	Jr.-2L	Atlanta, Ga. (Riverside Military Academy)
30	# Matthew Maschmeier	DB	6-0	198	Fr.-RS^	Lisle, Ill. (Naperville North)
30	# Clyde Price	RB	6-0	210	So.-SQ	Kansas City, Mo. (North Kansas City)
31	# DJ Giddens	RB	6-1	207	Fr.-HS^	Junction City, Kan. (Junction City)
31	# Jahron McPherson	DB	6-1	200	Sr.-3L	Basehor, Kan. (Butler CC)
32	# Desmond Purnell	DB	5-11	207	Fr.-HS^	Topeka, Kan. (Hayden)
32	# Chris Tennant	PK	6-4	213	Fr.-HS^	Shawnee, Kan. (Mill Valley)
33	# Jaylen Carter	DB	5-9	165	Fr.-RS^	Topeka, Kan. (Washburn Rural)
33	# Xavier Loyd	WR	6-2	180	Fr.-HS^	Blue Springs, Mo. (Blue Springs)
34	# Trevor Erickson	DB	6-2	188	Fr.-HS^	Chapman, Kan. (Chapman)
34	# Ben Sinnott	FB	6-4	245	Fr.-RS^	Waterloo, Iowa (Columbus Catholic)
35	# Jairus Kennedy	DB	6-1	184	Fr.-RS^	Wichita, Kan. (Kapaun Mt. Carmel)
35	# Taiten Winkel	K/P	6-1	193	Jr.-RS	Halstead, Kan. (Butler CC)
36	# Mason Barta	FB	6-1	234	Sr.-3L	Holton, Kan. (Holton)
36	# Hunter Henry	DB	6-1	200	So.-1L	Austin, Texas (Rice Univ.)
37	# Krew Jackson	LB	6-5	198	Fr.-HS^	Queen Creek, Ariz. (Queen Creek)
37	# Andrew Sonner	TE	6-4	233	Fr.-HS^	Olathe, Kan. (Olathe East)
38	Brendan Mott	DE	6-5	245	So.-SQ	Iowa City, Iowa (Iowa City West)
39	Jordan Schippers	RB	6-1	200	So.-RS^	Colby, Kan. (Western Illinois Univ.)
40	Spencer Trussell	DE	6-3	238	Jr.-2L	Arlington, Texas (Martin)



NO	NAME	POS	HT	WT	YR-EX	HOMETOWN (LAST SCHOOL)
41	Austin Moore	LB	6-1	217	So.-1L	Louisburg, Kan. (Louisburg)
42	Randen Plattner	LS	6-3	225	Jr.-2L	Parkville, Mo. (Park Hill)
43	Jack Blumer	P	6-3	202	Jr.-1L	Marysville, Kan. (Marysville)
44	Christian Moore	FB	6-2	235	Fr.-RS <sup>^</sup>	Huntington Beach, Calif. (Huntington Beach)
45	# Reed Godinet	DE	6-5	252	Sr.-SQ	Springdale, Ark. (College of San Mateo)
45	# Nelson Pipes	LS	6-1	221	Fr.-RS <sup>^</sup>	Hallsville, Mo. (Hallsville)
46	Jace Friesen	DE	6-2	240	So.-SQ	Basehor, Kan. (Basehor-Linwood)
47	Cody Stufflebean	DE	6-4	250	Fr.-RS <sup>^</sup>	McPherson, Kan. (McPherson)
49	Andrew Schmelzle	DE	6-4	207	Fr.-HS <sup>^</sup>	Sabetha, Kan. (Sabetha)
50	# Cooper Beebe	OL	6-3	320	So.-1L	Kansas City, Kan. (Piper)
50	# Tyrone Taleni	DT	6-2	275	Jr.-1L	Savai'i, Samoa (Mt. San Antonio College)
52	# Nick Allen	LB	6-0	220	Jr.-2L	Overland Park, Kan. (Blue Valley Southwest)
52	# Taylor Poitier	OL	6-2	290	So.-1L	Shawnee, Kan. (Bishop Miege)
54	# Kienen Gaskin	LB	5-10	207	Fr.-RS <sup>^</sup>	Lee's Summit, Mo. (Lee's Summit North)
54	# Hadley Panzer	OL	6-3	300	Fr.-HS	Lakin, Kan. (Lakin)
55	# Cody Fletcher	LB	6-2	226	Sr.-3L	Henrietta, Texas (Tyler JC)
55	# Hayden Gillum	OL	6-3	290	Jr.-1L	Plainville, Kan. (Plainville)
56	# Damian Ilalio	DT	6-0	279	Fr.-HS <sup>^</sup>	Manhattan, Kan. (Manhattan)
56	# Andrew Leingang	OL	6-5	287	Fr.-HS <sup>^</sup>	Bismarck, N.D. (Century)
57	Beau Palmer	LB	6-2	220	Fr.-RS <sup>^</sup>	Overland Park, Kan. (Blue Valley)
58	Cartez Crook-Jones	DL	6-4	272	Jr.-SQ	Grandview, Mo. (Grandview)
59	Brayden Wood	DT	6-2	275	Fr.-HS <sup>^</sup>	Niwot, Colo. (Fairview)
62	Dawson Delforge	OL	6-5	324	Sr.-1L <sup>^</sup>	Wamego, Kan. (Butler CC)
63	Ben Adler	OL	6-4	327	Sr.-2L	Wichita, Kan. (Trinity Academy)
64	Trevor Stange	OL	6-4	270	So.-SQ	Coppell, Texas (Coppell)
66	Sam Shields	OL	6-4	298	Fr.-RS <sup>^</sup>	Manhattan, Kan. (Manhattan)
68	Jackson Smith	OL	6-3	283	Fr.-RS <sup>^</sup>	St. Paul, Minn. (St. Thomas Academy)
69	Noah Johnson	OL	6-1	300	Sr.-2L	Wichita, Kan. (Butler CC)
70	KT Leveston	OL	6-4	326	Jr.-2L	Waco, Texas (Midway)
71	Logan Long	OL	6-5	314	Sr.-2L	Woodward, Okla. (Woodward)
72	Witt Mitchum	OL	6-6	275	Fr.-RS <sup>^</sup>	McKenzie, Tenn. (McKenzie)
73	Christian Duffie	OL	6-5	300	Jr.-2L	Humble, Texas (Summer Creek)
74	Austin Weiner	OL	6-6	240	Fr.-HS <sup>^</sup>	Gardner, Kan. (Gardner Edgerton)
75	Sam Hecht	OL	6-3	280	Fr.-HS <sup>^</sup>	Shawnee, Kan. (Mill Valley)
76	Josh Rivas	OL	6-6	317	Sr.-3L	Hutchinson, Kan. (Hutchinson)
77	# Titus Tuiasosopo	DT	6-0	306	Fr.-HS <sup>^</sup>	Manhattan, Kan. (Wamego)
77	# Carver Willis	OL	6-5	290	Fr.-RS <sup>^</sup>	Durango, Colo. (Durango)
78	Marshall Kellner	OL	6-3	296	Jr.-SQ	De Soto, Kan. (De Soto)
79	Kingsley Ugwu	OL	6-4	305	Jr.-TR	Tucson, Ariz. (Hutchinson CC)
80	Ty Bowman	WR	6-4	217	Fr.-RS <sup>^</sup>	Chanute, Kan. (Chanute)
81	Konner Fox	TE	6-4	245	So.-1L	San Antonio, Texas (Reagan)
82	Cameron Cotton	TE	6-4	245	Sr.-SQ	Elk River, Minn. (Elk River)
83	Will Swanson	TE	6-5	248	Fr.-RS <sup>^</sup>	Papillion, Neb. (La Vista South)
84	Thomas Helten	WR	6-4	211	Jr.-SQ	Garden Plain, Kan. (Bishop Carroll)
85	Kade Warner	WR	6-1	200	Sr.-TR	Scottsdale, Ariz. (Univ. of Nebraska)
86	Tyrone Howell	WR	6-3	200	Jr.-TR	Idabel, Okla. (Hutchinson CC)
87	Nick Lenners	TE	6-5	253	Sr.-4L	Lincoln, Neb. (Lincoln Southwest)
88	Phillip Brooks	WR	5-7	167	Jr.-2L	Lee's Summit, Mo. (Lee's Summit West)
90	Bronson Massie	DE	6-4	253	Sr.-4L	Lufkin, Texas (Lufkin)
91	Felix Anudike-Uzomah	DE	6-3	255	So.-1L <sup>^</sup>	Kansas City, Mo. (Lee's Summit)
92	Eli Huggins	DT	6-4	295	Sr.-2L	Cumming, Ga. (West Forsyth)
93	Jaylen Pickle	DT	6-4	300	Jr.-1L	Cimarron, Kan. (Cimarron)
95	Elliott Strahm	DT	6-1	285	So.-SQ	Sabetha, Kan. (Sabetha)
97	Nate Matlack	DE	6-5	242	Fr.-RS <sup>^</sup>	Olathe, Kan. (Olathe East)
98	Timmy Horne	DT	6-5	321	Sr.-TR	Wadesboro, N.C. (UNC Charlotte)

**NOTE:** Kansas State has elected to advance players' classification even though the 2020 season did not affect eligibility. Those that wish to take advantage of the extra year will be listed as a senior again after their original eligibility would have been exhausted.

# Duplicate Number | ^ Redshirt Available | Roster as of August 24, 2021

## PRONUNCIATION GUIDE

### PLAYERS

Felix ANUDIKE-UZOMAH.....ann-you-DEE-kay-you-ZAH-mah  
 Jack BLUMER.....BLUE-mur  
 EKOW BOYE-DOE.....ECK-oh BOY-doe  
 AAMARIS Brown.....ah-MAR-is  
 Jax DINEEN.....duh-NEEN  
 KHALID Duke.....kuh-LID  
 KIRMARI GAINOUS.....KERR-mar-ee GAIN-us  
 Reed GODINET.....GODE-uh-nay  
 GAVEN HASELHORST.....GAV-in HAY-zel-horst  
 Damian ILALIO.....EE-lah-LEE-oh  
 Daniel IMATORBEBHE.....EE-mat-or-bay-bay

DARELL Jones.....duh-REL  
 JAIRUS Kennedy.....JER-us  
 Andrew LEINGANG.....LANE-gang  
 CINCERE Mason.....sin-SEER  
 JAHRON MCPHERSON.....juh-RON mc-FEAR-son  
 Taylor POITIER.....por-tee-AY (long A)  
 DAVONTE Pritchard.....duh-VON-tay  
 Andrew SCHMELZLE.....SHMELLS-lee  
 Ben SINNOTT.....SIN-it  
 Andrew SONNER.....SAHN-er  
 Trevor STANGE.....STANG  
 Tyrone TALENI.....tah-LEEN-ee

CHABASTIN Taylor.....chuh-BASS-tin  
 Titus TUIASOSOPO.....TWO-ee-AH-so-SO-po  
 Kingsley UGWU.....OO-goo  
 Austin WEINER.....WHY-ner  
 TAITEN Winkel.....TAY-tin  
 JACARDIA Wright.....juh-CAR-tee-AY (long A)

### COACHES

Chris KLIEMAN.....KLY-men  
 Steve STANARD.....STAN-urd  
 Mike TUIASOSOPO.....TWO-ee-AH-so-SO-po

## ALPHABETICAL

NO	NAME	POS
70	KT Leveston	OL
5	Jaren Lewis	QB
71	Logan Long	OL
33	Xavier Loyd	WR
28	Vaughn Malone	DB
14	Max Marsh	QB
14	Marvin Martin	DB
30	Matthew Maschmeier	DB
9	Cincere Mason	DB
90	Bronson Massie	DE
97	Nate Matlack	DE
31	Jahron McPherson	DB
72	Witt Mitchum	OL
41	Austin Moore	LB
44	Christian Moore	FB
26	AJ Moss	DB
38	Brendan Mott	DE
21	Eric Munoz	LB
26	Elliot Ollenburger	WR
57	Beau Palmer	LB
54	Hadley Panzer	OL
93	Jaylen Pickle	DT
45	Nelson Pipes	LS
42	Randen Plattner	LS
52	Taylor Poitier	OL
16	Seth Porter	WR
21	Shane Porter	WR
30	Clyde Price	RB
0	DaVonte Pritchard	LB
32	Desmond Purnell	DB
76	Josh Rivas	OL
2	Jake Rubley	QB
39	Jordan Schippers	RB
49	Andrew Schmelzle	DE
66	Sam Shields	OL
34	Ben Sinnott	FB
68	Jackson Smith	OL
7	TJ Smith	DB
37	Andrew Sonner	TE
64	Trevor Stange	OL
95	Elliott Strahm	DT
1	Reggie Stubblefield	DB
47	Cody Stufflebean	DE
83	Will Swanson	TE
50	Tyrone Taleni	DT
13	Chabastin Taylor	WR
32	Chris Tennant	PK
7	Skylar Thompson	QB
3	Jaelon Travis	WR
40	Spencer Trussell	DE
77	Titus Tuiasosopo	DT
79	Kingsley Ugwu	OL
22	Deuce Vaughn	RB
85	Kade Warner	WR
28	Devrin Weathers	RB
12	Landry Weber	WR
74	Austin Weiner	OL
19	Sammy Wheeler	TE
23	Dylan White	WR
77	Carver Willis	OL
35	Taiten Winkel	K/P
59	Brayden Wood	DT
9	Jacardia Wright	RB
2	Russ Yeast	DB
8	Ty Zentner	P/K

# DEPTH CHART

at TEXAS TECH

## OFFENSE

<b>WR</b>	4	Malik Knowles (6-3, 195, Jr.-2L)	
	1	Keenan Garber (6-0, 176, So.-1L)	<b>OR</b>
	13	Chabastin Taylor (6-4, 220, Sr.-3L)	
<b>LT</b>	50	Cooper Beebe (6-3, 320, So.-1L)	
	77	Carver Willis (6-5, 290, Fr.-RS)	
<b>LG</b>	76	Josh Rivas (6-6, 317, Sr.-3L)	
	70	KT Leveston (6-4, 326, Jr.-2L)	
<b>C</b>	69	Noah Johnson (6-1, 300, Sr.-2L)	
	55	Hayden Gillum (6-3, 290, Jr.-1L)	
<b>RG</b>	63	Ben Adler (6-4, 327, Sr.-2L)	
	54	Hadley Panzer (6-3, 300, Fr.-HS)	
<b>RT</b>	73	Christian Duffie (6-5, 300, Jr.-2L)	
	71	Logan Long (6-5, 314, Sr.-2L)	
<b>TE</b>	87	Nick Lenners (6-5, 253, Sr.-4L)	
	0	Daniel Imatorbhebhe (6-4, 240, Sr.-TR)	<b>OR</b>
	19	Sammy Wheeler (6-5, 236, Jr.-2L)	
<b>QB</b>	7	Skylar Thompson (6-2, 220, Sr.-4L)	
	15	Will Howard (6-4, 235, So.-1L)	
<b>FB</b>	29	Jax Dineen (5-10, 244, Jr.-2L)	
	34	Ben Sinnott (6-4, 245, Fr.-RS)	
<b>RB</b>	22	Deuce Vaughn (5-6, 173, So.-1L)	
	20	Joe Ervin (5-8, 178, So.-SQ)	
<b>WR</b>	88	Phillip Brooks (5-7, 167, Jr.-2L)	
	85	Kade Warner (6-1, 200, Sr.-TR)	
<b>WR</b>	12	Landry Weber (5-10, 187, Sr.-3L)	
	86	Tyrone Howell (6-3, 200, Jr.-TR)	

## DEFENSE

<b>DE</b>	40	Spencer Trussell (6-3, 238, Jr.-2L)	
	97	Nate Matlack (6-5, 242, Fr.-RS)	
<b>DT</b>	98	Timmy Horne (6-5, 321, Sr.-TR)	
	15	Robert Hentz II (6-0, 285, Sr.-1L)	
<b>DT</b>	92	Eli Huggins (6-4, 295, Sr.-2L)	
	93	Jaylen Pickle (6-4, 300, Jr.-1L)	
<b>DE</b>	91	Felix Anudike-Uzomah (6-3, 255, So.-1L)	
	58	Cartez Crook-Jones (6-4, 272, Jr.-SQ)	
<b>WLB</b>	55	Cody Fletcher (6-2, 226, Sr.-3L)	
	41	Austin Moore (6-1, 217, So.-1L)	
<b>MLB</b>	22	Daniel Green (6-3, 234, Jr.-2L)	
	52	Nick Allen (6-0, 220, Jr.-2L)	
<b>SLB</b>	4	Wayne Jones (6-0, 210, Jr.-2L)	
	5	Ryan Henington (6-1, 218, Sr.-2L)	
<b>CB</b>	25	Ekow Boye-Doe (6-0, 170, Jr.-2L)	
	8	Tee Denson (6-0, 190, So.-1L)	
<b>SS</b>	31	Jahron McPherson (6-1, 200, Sr.-3L)	
	19	Ross Elder (6-1, 192, Sr.-2L)	
<b>FS</b>	2	Russ Yeast (5-10, 195, Sr.-TR)	
	7	TJ Smith (5-9, 194, Fr.-RS)	
<b>CB</b>	23	Julius Brents (6-4, 204, Jr.-TR)	
	3	Aamaris Brown (5-10, 187, So.-1L)	

## SPECIALISTS










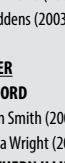
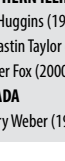

<b>PK</b>	35	Taiten Winkel (6-1, 193, Jr.-RS)	<b>OR</b>
	8	Ty Zentner (6-2, 200, Sr.-1L)	
<b>KO</b>	8	Ty Zentner (6-2, 200, Sr.-1L)	
	32	Chris Tennant (6-4, 213, Fr.-HS)	
<b>HOLD</b>	43	Jack Blumer (6-3, 202, Jr.-1L)	
	8	Ty Zentner (6-2, 200, Sr.-1L)	

<b>LS</b>	42	Randen Plattner (6-3, 225, Jr.-2L)	
	45	Nelson Pipes (6-1, 221, Fr.-RS)	
<b>P</b>	8	Ty Zentner (6-2, 200, Sr.-1L)	<b>OR</b>
	43	Jack Blumer (6-3, 202, Jr.-1L)	
<b>KOR</b>	4	Malik Knowles (6-3, 195, Jr.-2L)	
	22	Deuce Vaughn (5-6, 173, So.-1L)	
<b>PR</b>	88	Phillip Brooks (5-7, 167, Jr.-2L)	
	4	Malik Knowles (6-3, 195, Jr.-2L)	

WR		<b>#4 Malik Knowles</b> 6-3, 195, Jr.-2L Mansfield, Texas (Lake Ridge)	<ul style="list-style-type: none"><li><b>LAST GAME:</b> 3 rec, 46 yds, TD vs. Iowa State (10/16/21)</li><li>Set a career high with 112 yds against Southern Illinois.</li><li>Has rushed 19 times for 231 yds (12.2 yd avg) and a TD in his career.</li></ul>	<table><tr><th>Year</th><th>Rec.</th><th>Yds.</th><th>Avg</th><th>TD</th><th>LG</th></tr><tr><td>2021</td><td>17</td><td>217</td><td>12.8</td><td>1</td><td>50</td></tr><tr><td><b>CAR</b></td><td><b>67</b></td><td><b>919</b></td><td><b>13.7</b></td><td><b>9</b></td><td><b>70</b></td></tr></table> <b>Car. Highs:</b> Rec: 6; Yds: 99; TD: 2	Year	Rec.	Yds.	Avg	TD	LG	2021	17	217	12.8	1	50	<b>CAR</b>	<b>67</b>	<b>919</b>	<b>13.7</b>	<b>9</b>	<b>70</b>
	Year	Rec.	Yds.	Avg	TD	LG																
2021	17	217	12.8	1	50																	
<b>CAR</b>	<b>67</b>	<b>919</b>	<b>13.7</b>	<b>9</b>	<b>70</b>																	
	<b>#1 Keenan Garber</b> OR <b>#13 Chabastin (chuh-BASS-tin) Taylor</b>	<ul style="list-style-type: none"><li><b>GARBER'S LAST GAME:</b> 1 rec, 54 yds vs. Oklahoma (10/2/21)</li><li><b>TAYLOR'S LAST GAME:</b> Played vs. Iowa State (10/16/21); No stats</li><li><b>GARBER:</b> Played in 3 of the final 4 contests of 2020.</li></ul>	<table><tr><th>GARBER</th><th>Rec.</th><th>Yds.</th><th>Avg</th><th>TD</th><th>LG</th></tr><tr><td>2021</td><td>2</td><td>59</td><td>29.5</td><td>0</td><td>54</td></tr><tr><td><b>CAR</b></td><td><b>4</b></td><td><b>69</b></td><td><b>17.3</b></td><td><b>0</b></td><td><b>54</b></td></tr></table> <b>Car. Highs:</b> Rec: 1; Yds: 54	GARBER	Rec.	Yds.	Avg	TD	LG	2021	2	59	29.5	0	54	<b>CAR</b>	<b>4</b>	<b>69</b>	<b>17.3</b>	<b>0</b>	<b>54</b>	
GARBER	Rec.	Yds.	Avg	TD	LG																	
2021	2	59	29.5	0	54																	
<b>CAR</b>	<b>4</b>	<b>69</b>	<b>17.3</b>	<b>0</b>	<b>54</b>																	
LT		<b>#50 Cooper Beebe</b> 6-3, 320, So.-1L Kansas City, Kan. (Piper)	<ul style="list-style-type: none"><li>Played in 9 games with 8 starts in 2020, which included 7 starts at right tackle.</li><li>Has made his first 6 career starts at left tackle this season.</li><li>Rated the 79th-best DT in the Class of 2019 by ESPN, but moved to OL after arriving at K-State.</li></ul>	<table><tr><th>Year</th><th>GP/GS</th></tr><tr><td>2021</td><td>6/6</td></tr><tr><td><b>CAR</b></td><td><b>17/14</b></td></tr></table>	Year	GP/GS	2021	6/6	<b>CAR</b>	<b>17/14</b>												
	Year	GP/GS																				
2021	6/6																					
<b>CAR</b>	<b>17/14</b>																					
	<b>#77 Carver Willis</b> 6-5, 290, Fr.-RS Durango, Colo. (Durango)	<ul style="list-style-type: none"><li>Played in 4 games as a reserve OL in 2020.</li><li>Played LT last year against Texas Tech, TCU, Iowa State Texas.</li><li>Rated the 86th-best offensive tackle in the Class of 2020 by 247Sports.</li></ul>	<table><tr><th>Year</th><th>GP/GS</th></tr><tr><td>2021</td><td>0/0</td></tr><tr><td><b>CAR</b></td><td><b>4/0</b></td></tr></table>	Year	GP/GS	2021	0/0	<b>CAR</b>	<b>4/0</b>													
Year	GP/GS																					
2021	0/0																					
<b>CAR</b>	<b>4/0</b>																					
LG		<b>#76 Josh Rivas</b> 6-6, 317, Sr.-3L Hutchinson, Kan. (Hutchinson)	<ul style="list-style-type: none"><li>Has started 14 of the last 16 games dating back to 2020.</li><li>Helped K-State tie for first in the Big 12 in sacks allowed (14) last year and rank 4th nationally in red zone offense (93.9%).</li><li>Named a Second Team All-Big 12 performer by the Associated Press in 2019 despite not starting a game.</li></ul>	<table><tr><th>Year</th><th>GP/GS</th></tr><tr><td>2021</td><td>6/6</td></tr><tr><td><b>CAR</b></td><td><b>39/16</b></td></tr></table>	Year	GP/GS	2021	6/6	<b>CAR</b>	<b>39/16</b>												
	Year	GP/GS																				
2021	6/6																					
<b>CAR</b>	<b>39/16</b>																					
	<b>#70 KT Leveston</b> 6-4, 326, Jr.-2L Waco, Texas (Midway)	<ul style="list-style-type: none"><li>Has seen action in 5 games this year as a regular member of the playing rotation.</li><li>Saw action in 10 games last season with 5 starts, all at left tackle.</li><li>Viewed as the 59th-best offensive tackle in the nation for the Class of 2018 by 247Sports.</li></ul>	<table><tr><th>Year</th><th>GP/GS</th></tr><tr><td>2021</td><td>5/0</td></tr><tr><td><b>CAR</b></td><td><b>19/5</b></td></tr></table>	Year	GP/GS	2021	5/0	<b>CAR</b>	<b>19/5</b>													
Year	GP/GS																					
2021	5/0																					
<b>CAR</b>	<b>19/5</b>																					
C		<b>#69 Noah Johnson</b> 6-1, 300, Sr.-2L Wichita, Kan. (Butler CC)	<ul style="list-style-type: none"><li>Has started all 16 games at center since the beginning of last year as he earned 2020 Second Team All-Big 12 honors.</li><li>Also earned votes from the league's coaches for the 2020 Big 12 Offensive Lineman of the Year award.</li><li>Voted a team captain in both 2020 and 2021.</li></ul>	<table><tr><th>Year</th><th>GP/GS</th></tr><tr><td>2021</td><td>6/6</td></tr><tr><td><b>CAR</b></td><td><b>19/16</b></td></tr></table>	Year	GP/GS	2021	6/6	<b>CAR</b>	<b>19/16</b>												
	Year	GP/GS																				
2021	6/6																					
<b>CAR</b>	<b>19/16</b>																					
	<b>#55 Hayden Gillum</b> 6-3, 290, Jr.-1L Plainville, Kan. (Plainville)	<ul style="list-style-type: none"><li>Has seen action in 12 games since the beginning of last year as both a reserve OL and on FG protection.</li><li>A walk-on from Plainville HS after earning all-state honors as both a junior and senior.</li><li>Older brother, Hadley, played basketball at Fort Hays State.</li></ul>	<table><tr><th>Year</th><th>GP/GS</th></tr><tr><td>2021</td><td>6/0</td></tr><tr><td><b>CAR</b></td><td><b>13/0</b></td></tr></table>	Year	GP/GS	2021	6/0	<b>CAR</b>	<b>13/0</b>													
Year	GP/GS																					
2021	6/0																					
<b>CAR</b>	<b>13/0</b>																					
RG		<b>#63 Ben Adler</b> 6-4, 327, Sr.-2L Wichita, Kan. (Trinity Academy)	<ul style="list-style-type: none"><li>Has started each of the first 6 games this season.</li><li>Started each of the first 8 games of 2020 – but missed the final 2 contests.</li><li>Rated the nation's 47th-best guard and the 4th-best player in Kansas in the Class of 2017 by Scout.</li></ul>	<table><tr><th>Year</th><th>GP/GS</th></tr><tr><td>2021</td><td>6/6</td></tr><tr><td><b>CAR</b></td><td><b>18/14</b></td></tr></table>	Year	GP/GS	2021	6/6	<b>CAR</b>	<b>18/14</b>												
	Year	GP/GS																				
2021	6/6																					
<b>CAR</b>	<b>18/14</b>																					
	<b>#54 Hadley Panzer</b> 6-3, 300, Fr.-HS Lakin, Kan. (Lakin)	<ul style="list-style-type: none"><li>A true FR who has seen his first-career action in each of the last 4 games.</li><li>Originally signed with K-State in 2020 but deferred his enrollment to the Spring of 2021.</li><li>Rated as the 29th-best center in the Class of 2020 by 247Sports.</li></ul>	<table><tr><th>Year</th><th>GP/GS</th></tr><tr><td>2021</td><td>4/0</td></tr><tr><td><b>CAR</b></td><td><b>4/0</b></td></tr></table>	Year	GP/GS	2021	4/0	<b>CAR</b>	<b>4/0</b>													
Year	GP/GS																					
2021	4/0																					
<b>CAR</b>	<b>4/0</b>																					
RT		<b>#73 Christian Duffie</b> 6-5, 300, Jr.-2L Humble, Texas (Summer Creek)	<ul style="list-style-type: none"><li>Played in 9 games with 8 starts in 2020, the first starts of his career, while he has started each of the first 6 games of 2021.</li><li>Started 5 of his games last year at left tackle and 3 at right tackle, but is focusing on the right side this year.</li><li>Viewed as the 45th-best offensive guard in the Class of 2018 by ESPN.</li></ul>	<table><tr><th>Year</th><th>GP/GS</th></tr><tr><td>2021</td><td>6/6</td></tr><tr><td><b>CAR</b></td><td><b>18/14</b></td></tr></table>	Year	GP/GS	2021	6/6	<b>CAR</b>	<b>18/14</b>												
	Year	GP/GS																				
2021	6/6																					
<b>CAR</b>	<b>18/14</b>																					
	<b>#71 Logan Long</b> 6-5, 314, Sr.-2L Woodward, Okla. (Woodward)	<ul style="list-style-type: none"><li>A former tight end who transitioned to offensive line prior to the 2020 campaign.</li><li>Has played in 12 games since the beginning of last year as both a reserve OL and on FG protection.</li><li>A two-time First Team Academic All-Big 12 selection.</li></ul>	<table><tr><th>Year</th><th>GP/GS</th></tr><tr><td>2021</td><td>6/0</td></tr><tr><td><b>CAR</b></td><td><b>26/1</b></td></tr></table>	Year	GP/GS	2021	6/0	<b>CAR</b>	<b>26/1</b>													
Year	GP/GS																					
2021	6/0																					
<b>CAR</b>	<b>26/1</b>																					
TE		<b>#87 Nick Lenners</b> 6-5, 253, Sr.-4L Lincoln, Neb. (Lincoln Southwest)	<ul style="list-style-type: none"><li><b>LAST GAME:</b> Started vs. Iowa State (10/16/21); No stats</li><li>Played in 9 games last year with 3 starts.</li><li>Has seen time in 41 career games.</li></ul>	<table><tr><th>Year</th><th>Rec.</th><th>Yds.</th><th>Avg</th><th>TD</th><th>LG</th></tr><tr><td>2021</td><td>0</td><td>0</td><td>0.0</td><td>0</td><td>0</td></tr><tr><td><b>CAR</b></td><td><b>16</b></td><td><b>171</b></td><td><b>10.7</b></td><td><b>1</b></td><td><b>24</b></td></tr></table> <b>Car. Highs:</b> Rec: 2; Yds: 34; TD: 1	Year	Rec.	Yds.	Avg	TD	LG	2021	0	0	0.0	0	0	<b>CAR</b>	<b>16</b>	<b>171</b>	<b>10.7</b>	<b>1</b>	<b>24</b>
	Year	Rec.	Yds.	Avg	TD	LG																
2021	0	0	0.0	0	0																	
<b>CAR</b>	<b>16</b>	<b>171</b>	<b>10.7</b>	<b>1</b>	<b>24</b>																	
	<b>#0 Daniel Imatorbhebhe (EE-mat-or-bay-bay)</b> OR <b>#19 Sammy Wheeler</b>	<ul style="list-style-type: none"><li><b>IMATORBHEBHE'S LAST GAME:</b> 2 rec, 35 yds vs. Iowa State (10/16/21)</li><li><b>WHEELER'S LAST GAME:</b> Played vs. Iowa State (10/16/21); No stats</li><li><b>IMATORBHEBHE:</b> A transfer from Illinois (2020), who also played at USC (2016-19).</li></ul>	<table><tr><th>IMATORBHEBHE</th><th>Rec.</th><th>Yds.</th><th>Avg</th><th>TD</th><th>LG</th></tr><tr><td>2021</td><td>6</td><td>152</td><td>25.3</td><td>1</td><td>68</td></tr><tr><td><b>CAR</b></td><td><b>33</b></td><td><b>594</b></td><td><b>18.0</b></td><td><b>6</b></td><td><b>68</b></td></tr></table> <b>Car. Highs:</b> Rec: 5; Yds: 78; TD: 1 <i>2016-19 at USC   2020 at Ill.</i>	IMATORBHEBHE	Rec.	Yds.	Avg	TD	LG	2021	6	152	25.3	1	68	<b>CAR</b>	<b>33</b>	<b>594</b>	<b>18.0</b>	<b>6</b>	<b>68</b>	
IMATORBHEBHE	Rec.	Yds.	Avg	TD	LG																	
2021	6	152	25.3	1	68																	
<b>CAR</b>	<b>33</b>	<b>594</b>	<b>18.0</b>	<b>6</b>	<b>68</b>																	
QB		<b>#7 Skylar Thompson</b> 6-2, 220, Sr.-4L Independence, Mo. (Fort Osage)	<ul style="list-style-type: none"><li><b>LAST GAME:</b> 15-for-23, 206 yds, 2 TD, INT; 7 rush, -1 yds, TD vs. Iowa State (10/16/21)</li><li>Returning for his 6th year after being injured in the 3rd game of 2020 and out for the year.</li><li>Has rushed for 1,096 yards and 25 TDs in his career.</li></ul>	<table><tr><th>Year</th><th>Cpl-Att</th><th>Pct.</th><th>Yds</th><th>TD/INT</th></tr><tr><td>2021</td><td>56-82</td><td>68.3</td><td>766</td><td>5/3</td></tr><tr><td><b>CAR</b></td><td><b>446-734</b></td><td><b>60.8</b></td><td><b>5,787</b></td><td><b>35/15</b></td></tr></table> <b>Car. Highs:</b> Cpl: 29; Att: 41; Yds: 344; TD: 3; INT: 2	Year	Cpl-Att	Pct.	Yds	TD/INT	2021	56-82	68.3	766	5/3	<b>CAR</b>	<b>446-734</b>	<b>60.8</b>	<b>5,787</b>	<b>35/15</b>			
	Year	Cpl-Att	Pct.	Yds	TD/INT																	
2021	56-82	68.3	766	5/3																		
<b>CAR</b>	<b>446-734</b>	<b>60.8</b>	<b>5,787</b>	<b>35/15</b>																		
	<b>#15 Will Howard</b> 6-4, 235, So.-1L Downingtown, Pa. (Downingtown West)	<ul style="list-style-type: none"><li><b>LAST GAME:</b> 4-for-12, 50 yds; 3 rush, 28 yds at Oklahoma State (9/25/21)</li><li>Was pressed into action as a true FR last year, starting the final 7 games of the year.</li><li>One of only 4 true FR QBs in the nation last year to start at least 7 games.</li></ul>	<table><tr><th>Year</th><th>Cpl-Att</th><th>Pct.</th><th>Yds</th><th>TD/INT</th></tr><tr><td>2021</td><td>19-39</td><td>48.7</td><td>249</td><td>1/1</td></tr><tr><td><b>CAR</b></td><td><b>109-207</b></td><td><b>52.7</b></td><td><b>1,427</b></td><td><b>9/11</b></td></tr></table> <b>Car. Highs:</b> Cpl: 19; Att: 37; Yds: 243; TD: 2; INT: 3	Year	Cpl-Att	Pct.	Yds	TD/INT	2021	19-39	48.7	249	1/1	<b>CAR</b>	<b>109-207</b>	<b>52.7</b>	<b>1,427</b>	<b>9/11</b>				
Year	Cpl-Att	Pct.	Yds	TD/INT																		
2021	19-39	48.7	249	1/1																		
<b>CAR</b>	<b>109-207</b>	<b>52.7</b>	<b>1,427</b>	<b>9/11</b>																		
FB		<b>#29 Jax Dineen (duh-NEEN)</b> 5-10, 244, Jr.-2L Lawrence, Kan. (Free State)	<ul style="list-style-type: none"><li><b>LAST GAME:</b> Started vs. Iowa State (10/16/21); No stats</li><li>Set career highs in catches (4) and receiving yds (35) vs. Oklahoma State.</li><li>Started 4 career games, including 3 a year ago.</li></ul>	<table><tr><th>Year</th><th>Rec.</th><th>Yds.</th><th>Avg</th><th>TD</th><th>LG</th></tr><tr><td>2021</td><td>1</td><td>3</td><td>3.0</td><td>0</td><td>3</td></tr><tr><td><b>CAR</b></td><td><b>11</b></td><td><b>105</b></td><td><b>9.5</b></td><td><b>0</b></td><td><b>24</b></td></tr></table> <b>Car. Highs:</b> Rec: 4; Yds: 35	Year	Rec.	Yds.	Avg	TD	LG	2021	1	3	3.0	0	3	<b>CAR</b>	<b>11</b>	<b>105</b>	<b>9.5</b>	<b>0</b>	<b>24</b>
	Year	Rec.	Yds.	Avg	TD	LG																
2021	1	3	3.0	0	3																	
<b>CAR</b>	<b>11</b>	<b>105</b>	<b>9.5</b>	<b>0</b>	<b>24</b>																	
	<b>#34 Ben Sinnott (SIN-it)</b> 6-4, 245, Fr.-RS Waterloo, Iowa (Columbus Catholic)	<ul style="list-style-type: none"><li><b>LAST GAME:</b> Played vs. Iowa State (10/16/21); No stats</li><li>Earned all-state honors during his career as a TE, WR and a DE.</li><li>Attended same high school as head coach Chris Klieman.</li></ul>	<table><tr><th>Year</th><th>Rec.</th><th>Yds.</th><th>Avg</th><th>TD</th><th>LG</th></tr><tr><td>2021</td><td>1</td><td>11</td><td>11.0</td><td>0</td><td>11</td></tr><tr><td><b>CAR</b></td><td><b>1</b></td><td><b>11</b></td><td><b>11.0</b></td><td><b>0</b></td><td><b>11</b></td></tr></table> <b>Car. Highs:</b> Rec: 1; Yds: 11	Year	Rec.	Yds.	Avg	TD	LG	2021	1	11	11.0	0	11	<b>CAR</b>	<b>1</b>	<b>11</b>	<b>11.0</b>	<b>0</b>	<b>11</b>	
Year	Rec.	Yds.	Avg	TD	LG																	
2021	1	11	11.0	0	11																	
<b>CAR</b>	<b>1</b>	<b>11</b>	<b>11.0</b>	<b>0</b>	<b>11</b>																	
RB		<b>#22 Deuce Vaughn</b> 5-6, 173, So.-1L Round Rock, Texas (Cedar Ridge)	<ul style="list-style-type: none"><li><b>LAST GAME:</b> 18 rush, 99 yds; 3 rec, 28 yds vs. Iowa State (10/16/21)</li><li>Became the 5th-fastest player in school history to reach 1,000 career rushing yds.</li><li>Has 668 career receiving yds, ranking 3rd in school history among RB/FB.</li></ul>	<table><tr><th>Year</th><th>Att</th><th>Yds.</th><th>Avg</th><th>TD</th><th>LG</th></tr><tr><td>2021</td><td>108</td><td>543</td><td>5.0</td><td>5</td><td>59</td></tr><tr><td><b>CAR</b></td><td><b>231</b></td><td><b>1,185</b></td><td><b>5.1</b></td><td><b>12</b></td><td><b>59</b></td></tr></table> <b>Car. Highs:</b> Att: 26; Yds: 125; TD: 3	Year	Att	Yds.	Avg	TD	LG	2021	108	543	5.0	5	59	<b>CAR</b>	<b>231</b>	<b>1,185</b>	<b>5.1</b>	<b>12</b>	<b>59</b>
	Year	Att	Yds.	Avg	TD	LG																
2021	108	543	5.0	5	59																	
<b>CAR</b>	<b>231</b>	<b>1,185</b>	<b>5.1</b>	<b>12</b>	<b>59</b>																	
	<b>#20 Joe Ervin</b> 5-8, 178, So.-SQ Rock Hill, S.C. (South Pointe)	<ul style="list-style-type: none"><li><b>LAST GAME:</b> 8 rush, 48 yds vs. Iowa State (10/16/21)</li><li>Set career highs in rushes (11), yds (82) and long rush (22) vs. Nevada.</li><li>Opted out of the 2020 season but returned in the spring.</li></ul>	<table><tr><th>Year</th><th>Att</th><th>Yds.</th><th>Avg</th><th>TD</th><th>LG</th></tr><tr><td>2021</td><td>40</td><td>217</td><td>5.4</td><td>1</td><td>22</td></tr><tr><td><b>CAR</b></td><td><b>63</b></td><td><b>312</b></td><td><b>5.0</b></td><td><b>2</b></td><td><b>22</b></td></tr></table> <b>Car. Highs:</b> Att: 11; Yds: 82; TD: 1	Year	Att	Yds.	Avg	TD	LG	2021	40	217	5.4	1	22	<b>CAR</b>	<b>63</b>	<b>312</b>	<b>5.0</b>	<b>2</b>	<b>22</b>	
Year	Att	Yds.	Avg	TD	LG																	
2021	40	217	5.4	1	22																	
<b>CAR</b>	<b>63</b>	<b>312</b>	<b>5.0</b>	<b>2</b>	<b>22</b>																	
WR		<b>#88 Phillip Brooks</b> 5-7, 167, Jr.-2L Lee's Summit, Mo. (Lee's Summit West)	<ul style="list-style-type: none"><li><b>LAST GAME:</b> 3 rec, 54 yds, TD vs. Iowa State (10/16/21)</li><li>Set a career high in receiving yds and long catch in the 2021 opener vs. Stanford.</li><li>Has also rushed 17 times for 70 yds in his career.</li></ul>	<table><tr><th>Year</th><th>Rec.</th><th>Yds.</th><th>Avg</th><th>TD</th><th>LG</th></tr><tr><td>2021</td><td>20</td><td>279</td><td>14.0</td><td>2</td><td>56</td></tr><tr><td><b>CAR</b></td><td><b>61</b></td><td><b>687</b></td><td><b>11.3</b></td><td><b>5</b></td><td><b>56</b></td></tr></table> <b>Car. Highs:</b> Rec: 7; Yds: 81; TD: 1	Year	Rec.	Yds.	Avg	TD	LG	2021	20	279	14.0	2	56	<b>CAR</b>	<b>61</b>	<b>687</b>	<b>11.3</b>	<b>5</b>	<b>56</b>
	Year	Rec.	Yds.	Avg	TD	LG																
2021	20	279	14.0	2	56																	
<b>CAR</b>	<b>61</b>	<b>687</b>	<b>11.3</b>	<b>5</b>	<b>56</b>																	
	<b>#85 Kade Warner</b> 6-1, 200, Sr.-TR Scottsdale, Ariz. (Univ. of Nebraska)	<ul style="list-style-type: none"><li><b>LAST GAME:</b> 1 rec, 5 yds vs. Iowa State (10/16/21)</li><li>Played in 24 career games with 16 starts in 4 seasons at Nebraska.</li><li>Son of Pro Football Hall of Fame QB Kurt Warner.</li></ul>	<table><tr><th>Year</th><th>Rec.</th><th>Yds.</th><th>Avg</th><th>TD</th><th>LG</th></tr><tr><td>2021</td><td>3</td><td>30</td><td>10.0</td><td>0</td><td>21</td></tr><tr><td><b>CAR</b></td><td><b>33</b></td><td><b>266</b></td><td><b>8.1</b></td><td><b>0</b></td><td><b>26</b></td></tr></table> <b>Car. Highs:</b> Rec: 4; Yds: 38 <i>2018-20 at Nebraska</i>	Year	Rec.	Yds.	Avg	TD	LG	2021	3	30	10.0	0	21	<b>CAR</b>	<b>33</b>	<b>266</b>	<b>8.1</b>	<b>0</b>	<b>26</b>	
Year	Rec.	Yds.	Avg	TD	LG																	
2021	3	30	10.0	0	21																	
<b>CAR</b>	<b>33</b>	<b>266</b>	<b>8.1</b>	<b>0</b>	<b>26</b>																	
WR		<b>#12 Landry Weber</b> 5-10, 187, Sr.-3L Lenexa, Kan. (Bishop Miege)	<ul style="list-style-type: none"><li><b>LAST GAME:</b> 4 rec, 65 yds, TD vs. Oklahoma (10/2/21)</li><li>Set career highs in catches (4), yds (65) and TDs (1) vs. Oklahoma.</li><li>Son of former Wildcat QB and current K-State radio analyst Stan Weber.</li></ul>	<table><tr><th>Year</th><th>Rec.</th><th>Yds.</th><th>Avg</th><th>TD</th><th>LG</th></tr><tr><td>2021</td><td>7</td><td>106</td><td>15.1</td><td>1</td><td>28</td></tr><tr><td><b>CAR</b></td><td><b>14</b></td><td><b>223</b></td><td><b>15.9</b></td><td><b>1</b></td><td><b>35</b></td></tr></table> <b>Car. Highs:</b> Rec: 4; Yds: 65; TD: 1	Year	Rec.	Yds.	Avg	TD	LG	2021	7	106	15.1	1	28	<b>CAR</b>	<b>14</b>	<b>223</b>	<b>15.9</b>	<b>1</b>	<b>35</b>
	Year	Rec.	Yds.	Avg	TD	LG																
2021	7	106	15.1	1	28																	
<b>CAR</b>	<b>14</b>	<b>223</b>	<b>15.9</b>	<b>1</b>	<b>35</b>																	
	<b>#86 Tyronne Howell</b> 6-3, 200, Jr.-TR Idabel, Okla. (Hutchinson CC)	<ul style="list-style-type: none"><li><b>LAST GAME:</b> 2 rec, 27 yds vs. Iowa State (10/16/21)</li><li>A transfer from Hutchinson CC who played at Univ. of Central Oklahoma in 2018 and 2019.</li><li>Helped Hutch CC win the NJCAA National Championship this past spring.</li></ul>	<table><tr><th>Year</th><th>Rec.</th><th>Yds.</th><th>Avg</th><th>TD</th><th>LG</th></tr><tr><td>2021</td><td>3</td><td>36</td><td>12.0</td><td>0</td><td>17</td></tr><tr><td><b>CAR</b></td><td><b>3</b></td><td><b>36</b></td><td><b>12.0</b></td><td><b>0</b></td><td><b>17</b></td></tr></table> <b>Car. Highs:</b> Rec: 2; Yds: 27	Year	Rec.	Yds.	Avg	TD	LG	2021	3	36	12.0	0	17	<b>CAR</b>	<b>3</b>	<b>36</b>	<b>12.0</b>	<b>0</b>	<b>17</b>	
Year	Rec.	Yds.	Avg	TD	LG																	
2021	3	36	12.0	0	17																	
<b>CAR</b>	<b>3</b>	<b>36</b>	<b>12.0</b>	<b>0</b>	<b>17</b>																	



DE		<b>#40 Spencer Trussell</b> 6-3, 238, Jr.-2L Arlington, Texas (Martin)	<ul style="list-style-type: none"><li><b>LAST GAME:</b> 1 tackle vs. Iowa State (10/16/21)</li><li>Has 3 TFLs this year, coming against Stanford, Nevada and Oklahoma.</li><li>Played in one game in 2018 but preserved his redshirt.</li></ul>	<table><tr><th>Year</th><th>U-A-T</th><th>TFL-Yds.</th><th>Sk-Yds</th><th>INT</th><th>PD</th><th>F/R</th></tr><tr><td>2021</td><td>7-0-7</td><td>3-0-9</td><td>1-0-3</td><td>0</td><td>0</td><td>0/0</td></tr><tr><td><b>CAR</b></td><td><b>12-0-12</b></td><td><b>4-0-16</b></td><td><b>2-0-10</b></td><td><b>0</b></td><td><b>0</b></td><td><b>0/0</b></td></tr></table> <b>Car. Highs:</b> Tackles: 2; TFL: 1.0; Sacks: 1.0	Year	U-A-T	TFL-Yds.	Sk-Yds	INT	PD	F/R	2021	7-0-7	3-0-9	1-0-3	0	0	0/0	<b>CAR</b>	<b>12-0-12</b>	<b>4-0-16</b>	<b>2-0-10</b>	<b>0</b>	<b>0</b>	<b>0/0</b>
	Year	U-A-T	TFL-Yds.	Sk-Yds	INT	PD	F/R																		
2021	7-0-7	3-0-9	1-0-3	0	0	0/0																			
<b>CAR</b>	<b>12-0-12</b>	<b>4-0-16</b>	<b>2-0-10</b>	<b>0</b>	<b>0</b>	<b>0/0</b>																			
	<b>#97 Nate Matlack</b> 6-5, 242, Fr.-RS Olathe, Kan. (Olathe East)	<ul style="list-style-type: none"><li><b>LAST GAME:</b> Played vs. Iowa State (10/16/21); No stats</li><li>Rated the 32nd-best weakside defensive end in the Class of 2020 by 247Sports.</li><li>K-State's first commitment of the Class of 2020.</li></ul>	<table><tr><th>Year</th><th>U-A-T</th><th>TFL-Yds.</th><th>Sk-Yds</th><th>INT</th><th>PD</th><th>F/R</th></tr><tr><td>2021</td><td>1-1-2</td><td>0-5-4</td><td>0-5-4</td><td>0</td><td>0</td><td>0/0</td></tr><tr><td><b>CAR</b></td><td><b>1-1-2</b></td><td><b>0-5-4</b></td><td><b>0-5-4</b></td><td><b>0</b></td><td><b>0</b></td><td><b>0/0</b></td></tr></table> <b>Car. Highs:</b> Tackles: 2; TFL: 0.5; Sacks: 0.5	Year	U-A-T	TFL-Yds.	Sk-Yds	INT	PD	F/R	2021	1-1-2	0-5-4	0-5-4	0	0	0/0	<b>CAR</b>	<b>1-1-2</b>	<b>0-5-4</b>	<b>0-5-4</b>	<b>0</b>	<b>0</b>	<b>0/0</b>	
Year	U-A-T	TFL-Yds.	Sk-Yds	INT	PD	F/R																			
2021	1-1-2	0-5-4	0-5-4	0	0	0/0																			
<b>CAR</b>	<b>1-1-2</b>	<b>0-5-4</b>	<b>0-5-4</b>	<b>0</b>	<b>0</b>	<b>0/0</b>																			
DT		<b>#98 Timmy Horne</b> 6-5, 321, Sr.-TR Wadesboro, N.C. (UNC Charlotte)	<ul style="list-style-type: none"><li><b>LAST GAME:</b> 3 tackles vs. Iowa State (10/16/21)</li><li>A transfer from Charlotte who is one of 4 team captains.</li><li>Started 29 career games at Charlotte, including 2020 when he earned all-conference honors.</li></ul>	<table><tr><th>Year</th><th>U-A-T</th><th>TFL-Yds.</th><th>Sk-Yds</th><th>INT</th><th>PD</th><th>F/R</th></tr><tr><td>2021</td><td>8-2-10</td><td>2-0-9</td><td>1-0-5</td><td>0</td><td>0</td><td>0/1</td></tr><tr><td><b>CAR</b></td><td><b>52-59-111</b></td><td><b>16-0-44</b></td><td><b>3-0-13</b></td><td><b>0</b></td><td><b>2</b></td><td><b>0/3</b></td></tr></table> <b>Car. Highs:</b> Tackles: 6; TFL: 2.0; Sacks: 1.0 <i>2017-20 at Charlotte</i>	Year	U-A-T	TFL-Yds.	Sk-Yds	INT	PD	F/R	2021	8-2-10	2-0-9	1-0-5	0	0	0/1	<b>CAR</b>	<b>52-59-111</b>	<b>16-0-44</b>	<b>3-0-13</b>	<b>0</b>	<b>2</b>	<b>0/3</b>
	Year	U-A-T	TFL-Yds.	Sk-Yds	INT	PD	F/R																		
2021	8-2-10	2-0-9	1-0-5	0	0	0/1																			
<b>CAR</b>	<b>52-59-111</b>	<b>16-0-44</b>	<b>3-0-13</b>	<b>0</b>	<b>2</b>	<b>0/3</b>																			
	<b>#15 Robert Hentz II</b> 6-0, 285, Sr.-1L Batesville, Miss. (NW Mississippi CC)	<ul style="list-style-type: none"><li><b>LAST GAME:</b> 1 tackle, 0.5 TFL vs. Iowa State (10/16/21)</li><li>Has played in all 16 games since last year as a member of the regular playing rotation.</li><li>Regarded as the 4th-best CC defensive tackle in the Class of 2020 by 247Sports.</li></ul>	<table><tr><th>Year</th><th>U-A-T</th><th>TFL-Yds.</th><th>Sk-Yds</th><th>INT</th><th>PD</th><th>F/R</th></tr><tr><td>2021</td><td>1-3-4</td><td>0-5-2</td><td>0-0-0</td><td>0</td><td>1</td><td>0/0</td></tr><tr><td><b>CAR</b></td><td><b>6-9-15</b></td><td><b>0-5-2</b></td><td><b>0-0-0</b></td><td><b>0</b></td><td><b>1</b></td><td><b>0/0</b></td></tr></table> <b>Car. Highs:</b> Tackles: 2; TFL: 0.5; PD: 1	Year	U-A-T	TFL-Yds.	Sk-Yds	INT	PD	F/R	2021	1-3-4	0-5-2	0-0-0	0	1	0/0	<b>CAR</b>	<b>6-9-15</b>	<b>0-5-2</b>	<b>0-0-0</b>	<b>0</b>	<b>1</b>	<b>0/0</b>	
Year	U-A-T	TFL-Yds.	Sk-Yds	INT	PD	F/R																			
2021	1-3-4	0-5-2	0-0-0	0	1	0/0																			
<b>CAR</b>	<b>6-9-15</b>	<b>0-5-2</b>	<b>0-0-0</b>	<b>0</b>	<b>1</b>	<b>0/0</b>																			
DT		<b>#92 Eli Huggins</b> 6-4, 295, Sr.-2L Cumming, Ga. (West Forsyth)	<ul style="list-style-type: none"><li><b>LAST GAME:</b> 2 tackles, TFL vs. Iowa State (10/16/21)</li><li>Has started 14 games since the beginning of last year.</li><li>Younger brother, Jake, is a fullback for the Wildcats.</li></ul>	<table><tr><th>Year</th><th>U-A-T</th><th>TFL-Yds.</th><th>Sk-Yds</th><th>INT</th><th>PD</th><th>F/R</th></tr><tr><td>2021</td><td>8-3-11</td><td>4-0-12</td><td>2-0-6</td><td>0</td><td>0</td><td>0/0</td></tr><tr><td><b>CAR</b></td><td><b>22-17-39</b></td><td><b>11-0-38</b></td><td><b>2-5-18</b></td><td><b>0</b></td><td><b>0</b></td><td><b>0/0</b></td></tr></table> <b>Car. Highs:</b> Tackles: 4; TFL: 2.0; Sacks: 1.0	Year	U-A-T	TFL-Yds.	Sk-Yds	INT	PD	F/R	2021	8-3-11	4-0-12	2-0-6	0	0	0/0	<b>CAR</b>	<b>22-17-39</b>	<b>11-0-38</b>	<b>2-5-18</b>	<b>0</b>	<b>0</b>	<b>0/0</b>
	Year	U-A-T	TFL-Yds.	Sk-Yds	INT	PD	F/R																		
2021	8-3-11	4-0-12	2-0-6	0	0	0/0																			
<b>CAR</b>	<b>22-17-39</b>	<b>11-0-38</b>	<b>2-5-18</b>	<b>0</b>	<b>0</b>	<b>0/0</b>																			
	<b>#93 Jaylen Pickle</b> 6-4, 300, Jr.-1L Cimarron, Kan. (Cimarron)	<ul style="list-style-type: none"><li><b>LAST GAME:</b> Played vs. Iowa State (10/16/21); No stats</li><li>Had an INT vs. Southern Illinois, the first by a Wildcat interior DL since 2016.</li><li>Earned a pair of starts last year and the first 5 games of 2021.</li></ul>	<table><tr><th>Year</th><th>U-A-T</th><th>TFL-Yds.</th><th>Sk-Yds</th><th>INT</th><th>PD</th><th>F/R</th></tr><tr><td>2021</td><td>4-2-6</td><td>0-0-0</td><td>0-0-0</td><td>1</td><td>1</td><td>0/0</td></tr><tr><td><b>CAR</b></td><td><b>8-8-16</b></td><td><b>0-5-1</b></td><td><b>0-0-0</b></td><td><b>1</b></td><td><b>4</b></td><td><b>0/0</b></td></tr></table> <b>Car. Highs:</b> Tackles: 4; TFL: 0.5; PD: 2	Year	U-A-T	TFL-Yds.	Sk-Yds	INT	PD	F/R	2021	4-2-6	0-0-0	0-0-0	1	1	0/0	<b>CAR</b>	<b>8-8-16</b>	<b>0-5-1</b>	<b>0-0-0</b>	<b>1</b>	<b>4</b>	<b>0/0</b>	
Year	U-A-T	TFL-Yds.	Sk-Yds	INT	PD	F/R																			
2021	4-2-6	0-0-0	0-0-0	1	1	0/0																			
<b>CAR</b>	<b>8-8-16</b>	<b>0-5-1</b>	<b>0-0-0</b>	<b>1</b>	<b>4</b>	<b>0/0</b>																			
DE		<b>#91 Felix Anudike-Uzomah (ann-you-DEE-kay you-ZAH-mah)</b> 6-3, 255, So.-1L Kansas City, Mo. (Lee's Summit)	<ul style="list-style-type: none"><li><b>LAST GAME:</b> 5 tackles, 0.5 TFL vs. Iowa State (10/16/21)</li><li>Ranks 18th in the nation in sacks &amp; forced fumbles, ranking 2nd in the Big 12 in both categories.</li><li>First Wildcat since 2016 with 3 or more sacks in a game when he did so vs. Southern Illinois.</li></ul>	<table><tr><th>Year</th><th>U-A-T</th><th>TFL-Yds.</th><th>Sk-Yds</th><th>INT</th><th>PD</th><th>F/R</th></tr><tr><td>2021</td><td>16-8-24</td><td>5-5-23</td><td>5-0-23</td><td>0</td><td>0</td><td>2/0</td></tr><tr><td><b>CAR</b></td><td><b>19-8-27</b></td><td><b>6-5-30</b></td><td><b>6-0-30</b></td><td><b>0</b></td><td><b>0</b></td><td><b>2/0</b></td></tr></table> <b>Car. Highs:</b> Tackles: 5; TFL: 3.0; Sacks: 3.0	Year	U-A-T	TFL-Yds.	Sk-Yds	INT	PD	F/R	2021	16-8-24	5-5-23	5-0-23	0	0	2/0	<b>CAR</b>	<b>19-8-27</b>	<b>6-5-30</b>	<b>6-0-30</b>	<b>0</b>	<b>0</b>	<b>2/0</b>
	Year	U-A-T	TFL-Yds.	Sk-Yds	INT	PD	F/R																		
2021	16-8-24	5-5-23	5-0-23	0	0	2/0																			
<b>CAR</b>	<b>19-8-27</b>	<b>6-5-30</b>	<b>6-0-30</b>	<b>0</b>	<b>0</b>	<b>2/0</b>																			
	<b>#58 Carter Crook-Jones</b> 6-4, 272, Jr.-SQ Grandview, Mo. (Grandview)	<ul style="list-style-type: none"><li><b>LAST GAME:</b> 2 tackles vs. Iowa State (10/16/21)</li><li>Has played in 3 career games as a reserve defensive lineman.</li><li>Saw time in 2019 vs. Bowling Green and last year against Kansas.</li></ul>	<table><tr><th>Year</th><th>U-A-T</th><th>TFL-Yds.</th><th>Sk-Yds</th><th>INT</th><th>PD</th><th>F/R</th></tr><tr><td>2021</td><td>1-1-2</td><td>0-0-0</td><td>0-0-0</td><td>0</td><td>0</td><td>0/0</td></tr><tr><td><b>CAR</b></td><td><b>1-1-2</b></td><td><b>0-0-0</b></td><td><b>0-0-0</b></td><td><b>0</b></td><td><b>0</b></td><td><b>0/0</b></td></tr></table> <b>Car. Highs:</b> Tackles: 2	Year	U-A-T	TFL-Yds.	Sk-Yds	INT	PD	F/R	2021	1-1-2	0-0-0	0-0-0	0	0	0/0	<b>CAR</b>	<b>1-1-2</b>	<b>0-0-0</b>	<b>0-0-0</b>	<b>0</b>	<b>0</b>	<b>0/0</b>	
Year	U-A-T	TFL-Yds.	Sk-Yds	INT	PD	F/R																			
2021	1-1-2	0-0-0	0-0-0	0	0	0/0																			
<b>CAR</b>	<b>1-1-2</b>	<b>0-0-0</b>	<b>0-0-0</b>	<b>0</b>	<b>0</b>	<b>0/0</b>																			
WLB		<b>#55 Cody Fletcher</b> 6-2, 226, Sr.-3L Henrietta, Texas (Tyler JC)	<ul style="list-style-type: none"><li><b>LAST GAME:</b> 3 tackles, 0.5 TFL vs. Iowa State (10/16/21)</li><li>Ranks 2nd on the team with 33 tackles.</li><li>Has started the last 8 games dating back to 2020, the first starts of his career.</li></ul>	<table><tr><th>Year</th><th>U-A-T</th><th>TFL-Yds.</th><th>Sk-Yds</th><th>INT</th><th>PD</th><th>F/R</th></tr><tr><td>2021</td><td>16-17-33</td><td>3-0-11</td><td>1-0-7</td><td>0</td><td>0</td><td>0/0</td></tr><tr><td><b>CAR</b></td><td><b>64-38-102</b></td><td><b>6-5-21</b></td><td><b>2-5-11</b></td><td><b>0</b></td><td><b>4</b></td><td><b>0/0</b></td></tr></table> <b>Car. Highs:</b> Tackles: 10; TFL: 1.5; Sack: 1.5; PD: 2	Year	U-A-T	TFL-Yds.	Sk-Yds	INT	PD	F/R	2021	16-17-33	3-0-11	1-0-7	0	0	0/0	<b>CAR</b>	<b>64-38-102</b>	<b>6-5-21</b>	<b>2-5-11</b>	<b>0</b>	<b>4</b>	<b>0/0</b>
	Year	U-A-T	TFL-Yds.	Sk-Yds	INT	PD	F/R																		
2021	16-17-33	3-0-11	1-0-7	0	0	0/0																			
<b>CAR</b>	<b>64-38-102</b>	<b>6-5-21</b>	<b>2-5-11</b>	<b>0</b>	<b>4</b>	<b>0/0</b>																			
	<b>#41 Austin Moore</b> 6-1, 217, So.-1L Louisburg, Kan. (Louisburg)	<ul style="list-style-type: none"><li><b>LAST GAME:</b> Played vs. Iowa State (10/16/21); No stats</li><li>Has seen action in 13 games since last season, primarily on special teams.</li><li>Earned 2020 First Team Academic All-Big 12 honors as he was nominated with a 4.0 GPA.</li></ul>	<table><tr><th>Year</th><th>U-A-T</th><th>TFL-Yds.</th><th>Sk-Yds</th><th>INT</th><th>PD</th><th>F/R</th></tr><tr><td>2021</td><td>1-1-2</td><td>0-0-0</td><td>0-0-0</td><td>0</td><td>0</td><td>0/0</td></tr><tr><td><b>CAR</b></td><td><b>4-2-6</b></td><td><b>0-0-0</b></td><td><b>0-0-0</b></td><td><b>0</b></td><td><b>0</b></td><td><b>0/0</b></td></tr></table> <b>Car. Highs:</b> Tackles: 3	Year	U-A-T	TFL-Yds.	Sk-Yds	INT	PD	F/R	2021	1-1-2	0-0-0	0-0-0	0	0	0/0	<b>CAR</b>	<b>4-2-6</b>	<b>0-0-0</b>	<b>0-0-0</b>	<b>0</b>	<b>0</b>	<b>0/0</b>	
Year	U-A-T	TFL-Yds.	Sk-Yds	INT	PD	F/R																			
2021	1-1-2	0-0-0	0-0-0	0	0	0/0																			
<b>CAR</b>	<b>4-2-6</b>	<b>0-0-0</b>	<b>0-0-0</b>	<b>0</b>	<b>0</b>	<b>0/0</b>																			
MLB		<b>#22 Daniel Green</b> 6-3, 234, Jr.-2L Portland, Ore. (Madison)	<ul style="list-style-type: none"><li><b>LAST GAME:</b> 6 tackles, 0.5 TFL vs. Iowa State (10/16/21)</li><li>Leds the team in tackles despite missing 2 full halves due to targeting calls.</li><li>Named one of the top 250 prospects in the Class of 2017 by Rivals.</li></ul>	<table><tr><th>Year</th><th>U-A-T</th><th>TFL-Yds.</th><th>Sk-Yds</th><th>INT</th><th>PD</th><th>F/R</th></tr><tr><td>2021</td><td>26-8-34</td><td>3-5-12</td><td>1-0-5</td><td>0</td><td>0</td><td>0/1</td></tr><tr><td><b>CAR</b></td><td><b>71-35-106</b></td><td><b>12-5-44</b></td><td><b>5-5-27</b></td><td><b>0</b></td><td><b>5</b></td><td><b>1/2</b></td></tr></table> <b>Car. Highs:</b> Tackles: 13; TFL: 2.5; Sacks: 1.5; PD: 1	Year	U-A-T	TFL-Yds.	Sk-Yds	INT	PD	F/R	2021	26-8-34	3-5-12	1-0-5	0	0	0/1	<b>CAR</b>	<b>71-35-106</b>	<b>12-5-44</b>	<b>5-5-27</b>	<b>0</b>	<b>5</b>	<b>1/2</b>
	Year	U-A-T	TFL-Yds.	Sk-Yds	INT	PD	F/R																		
2021	26-8-34	3-5-12	1-0-5	0	0	0/1																			
<b>CAR</b>	<b>71-35-106</b>	<b>12-5-44</b>	<b>5-5-27</b>	<b>0</b>	<b>5</b>	<b>1/2</b>																			
	<b>#52 Nick Allen</b> 6-0, 220, Jr.-2L Overland Park, Kan. (Blue Valley SW)	<ul style="list-style-type: none"><li><b>LAST GAME:</b> Played vs. Iowa State (10/16/21); No stats</li><li>Set a career high with 10 tackles at Oklahoma State.</li><li>Earned his first-career start vs. Southern Illinois.</li></ul>	<table><tr><th>Year</th><th>U-A-T</th><th>TFL-Yds.</th><th>Sk-Yds</th><th>INT</th><th>PD</th><th>F/R</th></tr><tr><td>2021</td><td>9-3-12</td><td>0-5-1</td><td>0-0-0</td><td>0</td><td>0</td><td>0/0</td></tr><tr><td><b>CAR</b></td><td><b>13-3-16</b></td><td><b>0-5-1</b></td><td><b>0-0-0</b></td><td><b>0</b></td><td><b>1</b></td><td><b>0/0</b></td></tr></table> <b>Car. Highs:</b> Tackles: 10; TFL: 0.5; PD: 1	Year	U-A-T	TFL-Yds.	Sk-Yds	INT	PD	F/R	2021	9-3-12	0-5-1	0-0-0	0	0	0/0	<b>CAR</b>	<b>13-3-16</b>	<b>0-5-1</b>	<b>0-0-0</b>	<b>0</b>	<b>1</b>	<b>0/0</b>	
Year	U-A-T	TFL-Yds.	Sk-Yds	INT	PD	F/R																			
2021	9-3-12	0-5-1	0-0-0	0	0	0/0																			
<b>CAR</b>	<b>13-3-16</b>	<b>0-5-1</b>	<b>0-0-0</b>	<b>0</b>	<b>1</b>	<b>0/0</b>																			
SLB		<b>#4 Wayne Jones</b> 6-0, 210, Jr.-2L Owasso, Okla. (Owasso)	<ul style="list-style-type: none"><li><b>LAST GAME:</b> 3 tackles vs. Iowa State (10/16/21)</li><li>A former safety who transitioned to LB during the spring of 2021.</li><li>Has started at both safety and nickelback during his career.</li></ul>	<table><tr><th>Year</th><th>U-A-T</th><th>TFL-Yds.</th><th>Sk-Yds</th><th>INT</th><th>PD</th><th>F/R</th></tr><tr><td>2021</td><td>7-4-11</td><td>1-0-1</td><td>0-0-0</td><td>0</td><td>0</td><td>0/0</td></tr><tr><td><b>CAR</b></td><td><b>63-30-93</b></td><td><b>2-0-4</b></td><td><b>0-0-0</b></td><td><b>0</b></td><td><b>2</b></td><td><b>0/2</b></td></tr></table> <b>Car. Highs:</b> Tackles: 11; TFL: 1.0; PD: 1	Year	U-A-T	TFL-Yds.	Sk-Yds	INT	PD	F/R	2021	7-4-11	1-0-1	0-0-0	0	0	0/0	<b>CAR</b>	<b>63-30-93</b>	<b>2-0-4</b>	<b>0-0-0</b>	<b>0</b>	<b>2</b>	<b>0/2</b>
	Year	U-A-T	TFL-Yds.	Sk-Yds	INT	PD	F/R																		
2021	7-4-11	1-0-1	0-0-0	0	0	0/0																			
<b>CAR</b>	<b>63-30-93</b>	<b>2-0-4</b>	<b>0-0-0</b>	<b>0</b>	<b>2</b>	<b>0/2</b>																			
	<b>#5 Ryan Henington</b> 6-1, 218, Sr.-2L Junction City, Kan. (Junction City)	<ul style="list-style-type: none"><li><b>LAST GAME:</b> Played vs. Iowa State (10/16/21); No stats</li><li>Earned his first 4 career starts this season.</li><li>A walk-on who originally entered the program as a QB, moved to DB last year and is now a LB.</li></ul>	<table><tr><th>Year</th><th>U-A-T</th><th>TFL-Yds.</th><th>Sk-Yds</th><th>INT</th><th>PD</th><th>F/R</th></tr><tr><td>2021</td><td>11-3-14</td><td>0-5-1</td><td>0-0-0</td><td>0</td><td>0</td><td>0/0</td></tr><tr><td><b>CAR</b></td><td><b>19-4-23</b></td><td><b>0-5-1</b></td><td><b>0-0-0</b></td><td><b>0</b></td><td><b>0</b></td><td><b>0/0</b></td></tr></table> <b>Car. Highs:</b> Tackles: 5; TFL: 0.5	Year	U-A-T	TFL-Yds.	Sk-Yds	INT	PD	F/R	2021	11-3-14	0-5-1	0-0-0	0	0	0/0	<b>CAR</b>	<b>19-4-23</b>	<b>0-5-1</b>	<b>0-0-0</b>	<b>0</b>	<b>0</b>	<b>0/0</b>	
Year	U-A-T	TFL-Yds.	Sk-Yds	INT	PD	F/R																			
2021	11-3-14	0-5-1	0-0-0	0	0	0/0																			
<b>CAR</b>	<b>19-4-23</b>	<b>0-5-1</b>	<b>0-0-0</b>	<b>0</b>	<b>0</b>	<b>0/0</b>																			
CB		<b>#25 Ekow (ECK-oh) Boye-Doe (BOY-doe)</b> 6-0, 170, Jr.-2L Lawrence, Kan. (Lawrence)	<ul style="list-style-type: none"><li><b>LAST GAME:</b> 2 tackles vs. Oklahoma (10/2/21)</li><li>Started the first 8 Big 12 games of 2020 in addition to first 6 games of 2021.</li><li>Finished the 2020 season ranked 11th in the Big 12 in passes defended.</li></ul>	<table><tr><th>Year</th><th>U-A-T</th><th>TFL-Yds.</th><th>Sk-Yds</th><th>INT</th><th>PD</th><th>F/R</th></tr><tr><td>2021</td><td>3-5-8</td><td>0-0-0</td><td>0-0-0</td><td>0</td><td>0</td><td>0/0</td></tr><tr><td><b>CAR</b></td><td><b>21-13-34</b></td><td><b>1-0-3</b></td><td><b>0-0-0</b></td><td><b>0</b></td><td><b>7</b></td><td><b>0/0</b></td></tr></table> <b>Car. Highs:</b> Tackles: 5; TFL: 1.0; PD: 2	Year	U-A-T	TFL-Yds.	Sk-Yds	INT	PD	F/R	2021	3-5-8	0-0-0	0-0-0	0	0	0/0	<b>CAR</b>	<b>21-13-34</b>	<b>1-0-3</b>	<b>0-0-0</b>	<b>0</b>	<b>7</b>	<b>0/0</b>
	Year	U-A-T	TFL-Yds.	Sk-Yds	INT	PD	F/R																		
2021	3-5-8	0-0-0	0-0-0	0	0	0/0																			
<b>CAR</b>	<b>21-13-34</b>	<b>1-0-3</b>	<b>0-0-0</b>	<b>0</b>	<b>7</b>	<b>0/0</b>																			
	<b>#8 Tee Denson</b> 6-0, 190, So.-1L Atlanta, Ga. (Cedar Grove)	<ul style="list-style-type: none"><li><b>LAST GAME:</b> Played vs. Iowa State (10/16/21); No stats</li><li>Picked off his first-career pass against Nevada.</li><li>Played in 7 games as a true FR in 2020, including a start in the season finale vs. Texas.</li></ul>	<table><tr><th>Year</th><th>U-A-T</th><th>TFL-Yds.</th><th>Sk-Yds</th><th>INT</th><th>PD</th><th>F/R</th></tr><tr><td>2021</td><td>6-0-6</td><td>1-0-4</td><td>0-0-0</td><td>1</td><td>1</td><td>0/0</td></tr><tr><td><b>CAR</b></td><td><b>14-1-15</b></td><td><b>2-0-5</b></td><td><b>0-0-0</b></td><td><b>1</b></td><td><b>1</b></td><td><b>0/0</b></td></tr></table> <b>Car. Highs:</b> Tackles: 5; TFL: 1.0	Year	U-A-T	TFL-Yds.	Sk-Yds	INT	PD	F/R	2021	6-0-6	1-0-4	0-0-0	1	1	0/0	<b>CAR</b>	<b>14-1-15</b>	<b>2-0-5</b>	<b>0-0-0</b>	<b>1</b>	<b>1</b>	<b>0/0</b>	
Year	U-A-T	TFL-Yds.	Sk-Yds	INT	PD	F/R																			
2021	6-0-6	1-0-4	0-0-0	1	1	0/0																			
<b>CAR</b>	<b>14-1-15</b>	<b>2-0-5</b>	<b>0-0-0</b>	<b>1</b>	<b>1</b>	<b>0/0</b>																			
SS		<b>#31 Jahron (juh-RON) McPherson (mc-FEAR-son)</b> 6-1, 200, Sr.-3L Basehor, Kan. (Butler CC)	<ul style="list-style-type: none"><li><b>LAST GAME:</b> 7 tackles vs. Iowa State (10/16/21)</li><li>Earned Honorable Mention All-Big 12 honors last year after leading the team in tackles.</li><li>Voted a team captain in both 2020 and 2021.</li></ul>	<table><tr><th>Year</th><th>U-A-T</th><th>TFL-Yds.</th><th>Sk-Yds</th><th>INT</th><th>PD</th><th>F/R</th></tr><tr><td>2021</td><td>20-6-26</td><td>4-5-12</td><td>1-0-7</td><td>0</td><td>0</td><td>0/0</td></tr><tr><td><b>CAR</b></td><td><b>94-41-135</b></td><td><b>9-0-32</b></td><td><b>2-0-13</b></td><td><b>4</b></td><td><b>5</b></td><td><b>1/0</b></td></tr></table> <b>Car. Highs:</b> Tackles: 11; TFL: 1.5; Sack: 1.0; INT: 1; PD: 2	Year	U-A-T	TFL-Yds.	Sk-Yds	INT	PD	F/R	2021	20-6-26	4-5-12	1-0-7	0	0	0/0	<b>CAR</b>	<b>94-41-135</b>	<b>9-0-32</b>	<b>2-0-13</b>	<b>4</b>	<b>5</b>	<b>1/0</b>
	Year	U-A-T	TFL-Yds.	Sk-Yds	INT	PD	F/R																		
2021	20-6-26	4-5-12	1-0-7	0	0	0/0																			
<b>CAR</b>	<b>94-41-135</b>	<b>9-0-32</b>	<b>2-0-13</b>	<b>4</b>	<b>5</b>	<b>1/0</b>																			
	<b>#19 Ross Elder</b> 6-1, 192, Sr.-2L Kansas City, Mo. (Rockhurst)	<ul style="list-style-type: none"><li><b>LAST GAME:</b> 3 tackles vs. Iowa State (10/16/21)</li><li>Has started 10 games since the beginning of 2021, the first starts of his career.</li><li>A three-time First Team Academic All-Big 12 honoree.</li></ul>	<table><tr><th>Year</th><th>U-A-T</th><th>TFL-Yds.</th><th>Sk-Yds</th><th>INT</th><th>PD</th><th>F/R</th></tr><tr><td>2021</td><td>8-2-10</td><td>0-0-0</td><td>0-0-0</td><td>0</td><td>2</td><td>0/0</td></tr><tr><td><b>CAR</b></td><td><b>34-23-57</b></td><td><b>1-0-3</b></td><td><b>0-0-0</b></td><td><b>0</b></td><td><b>4</b></td><td><b>0/1</b></td></tr></table> <b>Car. Highs:</b> Tackles: 6; TFL: 1.5; PD: 1	Year	U-A-T	TFL-Yds.	Sk-Yds	INT	PD	F/R	2021	8-2-10	0-0-0	0-0-0	0	2	0/0	<b>CAR</b>	<b>34-23-57</b>	<b>1-0-3</b>	<b>0-0-0</b>	<b>0</b>	<b>4</b>	<b>0/1</b>	
Year	U-A-T	TFL-Yds.	Sk-Yds	INT	PD	F/R																			
2021	8-2-10	0-0-0	0-0-0	0	2	0/0																			
<b>CAR</b>	<b>34-23-57</b>	<b>1-0-3</b>	<b>0-0-0</b>	<b>0</b>	<b>4</b>	<b>0/1</b>																			
FS		<b>#2 Russ Yeast</b> 5-10, 195, Sr.-TR Danville, Ky. (Univ. of Louisville)	<ul style="list-style-type: none"><li><b>LAST GAME:</b> 5 tackles, PD vs. Iowa State (10/16/21)</li><li>Saw action in 45 games with 29 starts over the last 4 years at Louisville.</li><li>Started 11 games for the Cardinals each of the last 2 years.</li></ul>	<table><tr><th>Year</th><th>U-A-T</th><th>TFL-Yds.</th><th>Sk-Yds</th><th>INT</th><th>PD</th><th>F/R</th></tr><tr><td>2021</td><td>18-5-23</td><td>0-5-1</td><td>0-0-0</td><td>1</td><td>4</td><td>0/0</td></tr><tr><td><b>CAR</b></td><td><b>106-54-160</b></td><td><b>4-5-8</b></td><td><b>0-5-0</b></td><td><b>2</b></td><td><b>14</b></td><td><b>3/2</b></td></tr></table> <b>Car. Highs:</b> Tackles: 11; TFL: 1.5; INT: 1; PD: 2 <i>2017-20 at Univ.</i>	Year	U-A-T	TFL-Yds.	Sk-Yds	INT	PD	F/R	2021	18-5-23	0-5-1	0-0-0	1	4	0/0	<b>CAR</b>	<b>106-54-160</b>	<b>4-5-8</b>	<b>0-5-0</b>	<b>2</b>	<b>14</b>	<b>3/2</b>
	Year	U-A-T	TFL-Yds.	Sk-Yds	INT	PD	F/R																		
2021	18-5-23	0-5-1	0-0-0	1	4	0/0																			
<b>CAR</b>	<b>106-54-160</b>	<b>4-5-8</b>	<b>0-5-0</b>	<b>2</b>	<b>14</b>	<b>3/2</b>																			
	<b>#7 TJ Smith</b> 5-9, 194, Fr.-RS Powder Springs, Ga. (McEachern)	<ul style="list-style-type: none"><li><b>LAST GAME:</b> 5 tackles vs. Iowa State (10/16/21)</li><li>Tallied first-career INT vs. Stanford, returning it 39 yds to set up K-State's final score.</li><li>Played in each of the first 4 games of 2020 prior to a season-ending injury.</li></ul>	<table><tr><th>Year</th><th>U-A-T</th><th>TFL-Yds.</th><th>Sk-Yds</th><th>INT</th><th>PD</th><th>F/R</th></tr><tr><td>2021</td><td>20-4-24</td><td>0-0-0</td><td>0-0-0</td><td>1</td><td>1</td><td>0/0</td></tr><tr><td><b>CAR</b></td><td><b>25-6-31</b></td><td><b>0-0-0</b></td><td><b>0-0-0</b></td><td><b>1</b></td><td><b>1</b></td><td><b>0/0</b></td></tr></table> <b>Car. Highs:</b> Tackles: 5; INT: 1; PD: 1	Year	U-A-T	TFL-Yds.	Sk-Yds	INT	PD	F/R	2021	20-4-24	0-0-0	0-0-0	1	1	0/0	<b>CAR</b>	<b>25-6-31</b>	<b>0-0-0</b>	<b>0-0-0</b>	<b>1</b>	<b>1</b>	<b>0/0</b>	
Year	U-A-T	TFL-Yds.	Sk-Yds	INT	PD	F/R																			
2021	20-4-24	0-0-0	0-0-0	1	1	0/0																			
<b>CAR</b>	<b>25-6-31</b>	<b>0-0-0</b>	<b>0-0-0</b>	<b>1</b>	<b>1</b>	<b>0/0</b>																			
CB		<b>#23 Julius Brents</b> 6-4, 204, Jr.-TR Indianapolis, Ind. (Univ. of Iowa)	<ul style="list-style-type: none"><li><b>LAST GAME:</b> 2 tackles, TFL vs. Iowa State (10/16/21)</li><li>Played in 19 games with 5 starts over the last 3 years at Iowa.</li><li>Earned 5 starts as a true FR in 2018.</li></ul>	<table><tr><th>Year</th><th>U-A-T</th><th>TFL-Yds.</th><th>Sk-Yds</th><th>INT</th><th>PD</th><th>F/R</th></tr><tr><td>2021</td><td>19-2-21</td><td>1-0-3</td><td>0-0-0</td><td>1</td><td>2</td><td>0/0</td></tr><tr><td><b>CAR</b></td><td><b>28-10-38</b></td><td><b>1-0-3</b></td><td><b>0-0-0</b></td><td><b>2</b></td><td><b>7</b></td><td><b>0/0</b></td></tr></table> <b>Car. Highs:</b> Tackles: 6; TFL: 1.0; INT: 1; PD: 3 <i>2018-20 at Iowa</i>	Year	U-A-T	TFL-Yds.	Sk-Yds	INT	PD	F/R	2021	19-2-21	1-0-3	0-0-0	1	2	0/0	<b>CAR</b>	<b>28-10-38</b>	<b>1-0-3</b>	<b>0-0-0</b>	<b>2</b>	<b>7</b>	<b>0/0</b>
	Year	U-A-T	TFL-Yds.	Sk-Yds	INT	PD	F/R																		
2021	19-2-21	1-0-3	0-0-0	1	2	0/0																			
<b>CAR</b>	<b>28-10-38</b>	<b>1-0-3</b>	<b>0-0-0</b>	<b>2</b>	<b>7</b>	<b>0/0</b>																			
	<b>#3 Aamaris (ah-MAR-is) Brown</b> 5-10, 187, So.-1L Seffner, Fla. (Armwood)	<ul style="list-style-type: none"><li><b>LAST GAME:</b> 3 tackles vs. Iowa State (10/16/21)</li><li>Has played in all 6 games this year, primarily on special teams.</li><li>Played in 6 games as a true FR in 2020.</li></ul>	<table><tr><th>Year</th><th>U-A-T</th><th>TFL-Yds.</th><th>Sk-Yds</th><th>INT</th><th>PD</th><th>F/R</th></tr><tr><td>2021</td><td>4-0-4</td><td>0-0-0</td><td>0-0-0</td><td>0</td><td>0</td><td>0/0</td></tr><tr><td><b>CAR</b></td><td><b>13-0-13</b></td><td><b>0-0-0</b></td><td><b>0-0-0</b></td><td><b>0</b></td><td><b>0</b></td><td><b>0/1</b></td></tr></table> <b>Car. Highs:</b> Tackles: 3	Year	U-A-T	TFL-Yds.	Sk-Yds	INT	PD	F/R	2021	4-0-4	0-0-0	0-0-0	0	0	0/0	<b>CAR</b>	<b>13-0-13</b>	<b>0-0-0</b>	<b>0-0-0</b>	<b>0</b>	<b>0</b>	<b>0/1</b>	
Year	U-A-T	TFL-Yds.	Sk-Yds	INT	PD	F/R																			
2021	4-0-4	0-0-0	0-0-0	0	0	0/0																			
<b>CAR</b>	<b>13-0-13</b>	<b>0-0-0</b>	<b>0-0-0</b>	<b>0</b>	<b>0</b>	<b>0/1</b>																			

PK		<b>#35 Taiten Winkel</b> 6-1, 193, Jr.-RS Halstead, Kan. (Butler CC)	<ul style="list-style-type: none"><li>• <b>LAST GAME AT PK:</b> 0-for-1 FG, 2-for-3 XP vs. Iowa State (10/16/21)</li><li>• Was 1-for-3 on FG attempts at Butler CC in 2019.</li></ul>	<table><tr><th>YEAR</th><th>FGM-A</th><th>Pct.</th><th>LG</th><th>XPM-A</th><th>Pct.</th></tr><tr><td>2021</td><td>6-8</td><td>75.0</td><td>45</td><td>20-21</td><td>95.2</td></tr><tr><td>CAR</td><td>6-8</td><td>75.0</td><td>45</td><td>20-21</td><td>95.2</td></tr><tr><td colspan="6">Car. Highs: FG: 2; XP: 5</td></tr></table>	YEAR	FGM-A	Pct.	LG	XPM-A	Pct.	2021	6-8	75.0	45	20-21	95.2	CAR	6-8	75.0	45	20-21	95.2	Car. Highs: FG: 2; XP: 5					
	YEAR	FGM-A	Pct.	LG	XPM-A	Pct.																						
2021	6-8	75.0	45	20-21	95.2																							
CAR	6-8	75.0	45	20-21	95.2																							
Car. Highs: FG: 2; XP: 5																												
		<b>#8 Ty Zentner</b> 6-2, 200, Sr.-1L Topeka, Kan. (Butler CC)	<ul style="list-style-type: none"><li>• Has not attempted any placements while at K-State.</li><li>• Rated the best junior college kicker in the Class of 2019 by ESPN, while he was 2nd by 247Sports.</li><li>• Was 9-of-16 on FG attempts at Butler CC in 2018.</li></ul>																									
KO		<b>#8 Ty Zentner</b> 6-2, 200, Sr.-1L Topeka, Kan. (Butler CC)	<ul style="list-style-type: none"><li>• <b>LAST GAME AT KO:</b> 3 KO, 64.7-yd avg, TB vs. Iowa State (10/16/21)</li><li>• Has totaled 62 touchbacks on 95 career kickoffs (65.3%), including an 19-for-30 mark this year.</li><li>• Has recorded a career-high 6 touchbacks on two occasions.</li></ul>	<table><tr><th>Year</th><th>No.</th><th>Yards</th><th>Avg.</th><th>TB</th></tr><tr><td>2021</td><td>30</td><td>1,819</td><td>60.6</td><td>19</td></tr><tr><td>CAR</td><td>95</td><td>5,531</td><td>60.3</td><td>62</td></tr><tr><td colspan="5">Car. Highs: KO: 7; Avg: 63.0; TB: 6</td></tr></table>	Year	No.	Yards	Avg.	TB	2021	30	1,819	60.6	19	CAR	95	5,531	60.3	62	Car. Highs: KO: 7; Avg: 63.0; TB: 6								
	Year	No.	Yards	Avg.	TB																							
2021	30	1,819	60.6	19																								
CAR	95	5,531	60.3	62																								
Car. Highs: KO: 7; Avg: 63.0; TB: 6																												
		<b>#32 Chris Tennant</b> 6-4, 213, Fr.-HS Shawnee, Kan. (Mill Valley)	<ul style="list-style-type: none"><li>• A true FR who was viewed as the 50th-best kicker in the Class of 2021 by Kohl's Kicking.</li><li>• Also rated the 12th-best punter in the Class of 2021 by Kohl's.</li><li>• Kicked off 167 times for a 58.9-yd avg and 112 touchbacks as a prep.</li></ul>																									
HLD		<b>#43 Jack Blumer</b> 6-3, 202, Jr.-1L Marysville, Kan. (Marysville)	<ul style="list-style-type: none"><li>• Has held for all FG and PAT attempts since the beginning of 2021.</li></ul>																									
		<b>#8 Ty Zentner</b> 6-2, 200, Sr.-1L Topeka, Kan. (Butler CC)	<ul style="list-style-type: none"><li>• Has not held during his time at K-State.</li></ul>																									
LS		<b>#42 Randen Plattner</b> 6-3, 225, Jr.-2L Parkville, Mo. (Park Hill)	<ul style="list-style-type: none"><li>• Has played in 28 games since the beginning of 2019.</li><li>• Snaped on all FG and XP attempts the last 2 years and is adding punting duties this season.</li><li>• A two-time First Team Academic All-Big 12 performer.</li></ul>	<table><tr><th>Year</th><th>Games</th></tr><tr><td>2021</td><td>6</td></tr><tr><td>CAR</td><td>28</td></tr></table>	Year	Games	2021	6	CAR	28																		
	Year	Games																										
2021	6																											
CAR	28																											
		<b>#45 Nelson Pipes</b> 6-1, 221, Fr.-RS Hallsville, Mo. (Hallsville)	<ul style="list-style-type: none"><li>• Did not see any game action as a true FR in 2020.</li><li>• Rated the Class of 2020's 4th-best long snapper in Kornblue's Fab 50 rankings.</li></ul>																									
P		<b>#8 Ty Zentner</b> 6-2, 200, Sr.-1L Topeka, Kan. (Butler CC)	<ul style="list-style-type: none"><li>• <b>LAST GAME PUNTING:</b> 3 punts, 51.7 yd avg., 1 in 20 vs. Iowa State (10/16/21)</li><li>• Ranks 3rd in the Big 12 in punting avg.</li><li>• Has only 2 touchbacks in 47 career attempts.</li></ul>	<table><tr><th>Year</th><th>Punts</th><th>Yds.</th><th>Avg</th><th>LG</th><th>I20</th></tr><tr><td>2021</td><td>19</td><td>880</td><td>46.3</td><td>60</td><td>6</td></tr><tr><td>CAR</td><td>47</td><td>2,022</td><td>43.0</td><td>65</td><td>20</td></tr><tr><td colspan="6">Car. Highs: Punts: 7; Avg: 49.9; in20: 3</td></tr></table>	Year	Punts	Yds.	Avg	LG	I20	2021	19	880	46.3	60	6	CAR	47	2,022	43.0	65	20	Car. Highs: Punts: 7; Avg: 49.9; in20: 3					
	Year	Punts	Yds.	Avg	LG	I20																						
2021	19	880	46.3	60	6																							
CAR	47	2,022	43.0	65	20																							
Car. Highs: Punts: 7; Avg: 49.9; in20: 3																												
		<b>#43 Jack Blumer</b> 6-3, 202, Jr.-1L Marysville, Kan. (Marysville)	<ul style="list-style-type: none"><li>• <b>LAST GAME PUNTING:</b> 1 punt, 29 yds, 1 in20 vs. Texas (12/5/20)</li><li>• Forced 14 fair catches on his 24 attempts in 2020.</li><li>• Helped K-State rank first in the Big 12 in net punting (39.2) a year ago.</li></ul>	<table><tr><th>Year</th><th>Punts</th><th>Yds.</th><th>Avg</th><th>LG</th><th>I20</th></tr><tr><td>2021</td><td>0</td><td>0</td><td>0.0</td><td>0</td><td>0</td></tr><tr><td>CAR</td><td>24</td><td>937</td><td>39.0</td><td>54</td><td>3</td></tr><tr><td colspan="6">Car. Highs: Punts: 3; Avg: 44.7; in20: 1</td></tr></table>	Year	Punts	Yds.	Avg	LG	I20	2021	0	0	0.0	0	0	CAR	24	937	39.0	54	3	Car. Highs: Punts: 3; Avg: 44.7; in20: 1					
Year	Punts	Yds.	Avg	LG	I20																							
2021	0	0	0.0	0	0																							
CAR	24	937	39.0	54	3																							
Car. Highs: Punts: 3; Avg: 44.7; in20: 1																												
KOR		<b>#4 Malik Knowles</b> 6-3, 195, Jr.-2L Mansfield, Texas (Lake Ridge)	<ul style="list-style-type: none"><li>• <b>LAST GAME RETURNING:</b> 3 ret, 85 yds vs. Iowa State (10/16/21)</li><li>• Ranks 2nd in the nation with a 36.0-yd avg.</li><li>• Has 3 career KOR TDs, tied for 4th in K-State history and 4th nationally among active players.</li></ul>	<table><tr><th>Year</th><th>Ret.</th><th>Yds.</th><th>Avg</th><th>TD</th><th>LG</th></tr><tr><td>2021</td><td>10</td><td>360</td><td>36.0</td><td>2</td><td>99</td></tr><tr><td>CAR</td><td>28</td><td>797</td><td>28.5</td><td>3</td><td>100</td></tr><tr><td colspan="6">Car. Highs: Ret: 5; Yds: 134; TD: 1</td></tr></table>	Year	Ret.	Yds.	Avg	TD	LG	2021	10	360	36.0	2	99	CAR	28	797	28.5	3	100	Car. Highs: Ret: 5; Yds: 134; TD: 1					
	Year	Ret.	Yds.	Avg	TD	LG																						
2021	10	360	36.0	2	99																							
CAR	28	797	28.5	3	100																							
Car. Highs: Ret: 5; Yds: 134; TD: 1																												
		<b>#22 Deuce Vaughn</b> 5-6, 173, So.-1L Round Rock, Texas (Cedar Ridge)	<ul style="list-style-type: none"><li>• <b>LAST GAME RETURNING:</b> 2 ret, 51 yds vs. Texas (12/5/20)</li><li>• Ranks first nationally in career all-purpose yds per gm among active players (124.7).</li><li>• Ranked 2nd in the Big 12 last year in all-purpose yds</li></ul>	<table><tr><th>Year</th><th>Ret.</th><th>Yds.</th><th>Avg</th><th>TD</th><th>LG</th></tr><tr><td>2021</td><td>0</td><td>0</td><td>0.0</td><td>0</td><td>0</td></tr><tr><td>CAR</td><td>7</td><td>145</td><td>20.7</td><td>0</td><td>40</td></tr><tr><td colspan="6">Car. Highs: Ret: 5; Yds: 94</td></tr></table>	Year	Ret.	Yds.	Avg	TD	LG	2021	0	0	0.0	0	0	CAR	7	145	20.7	0	40	Car. Highs: Ret: 5; Yds: 94					
Year	Ret.	Yds.	Avg	TD	LG																							
2021	0	0	0.0	0	0																							
CAR	7	145	20.7	0	40																							
Car. Highs: Ret: 5; Yds: 94																												
PR		<b>#88 Phillip Brooks</b> 5-7, 167, Jr.-2L Lee's Summit, Mo. (Lee's Summit West)	<ul style="list-style-type: none"><li>• <b>LAST GAME RETURNING:</b> 1 ret, -4 yds at Oklahoma State (9/25/21)</li><li>• A Preseason All-American after being named a First Team All-Big 12 honoree in 2020.</li><li>• Ranks 2nd in school history and tied for 6th in Big 12 history with 3 punt return TDs.</li></ul>	<table><tr><th>Year</th><th>Ret.</th><th>Yds.</th><th>Avg</th><th>TD</th><th>LG</th></tr><tr><td>2021</td><td>3</td><td>5</td><td>1.7</td><td>0</td><td>7</td></tr><tr><td>CAR</td><td>23</td><td>392</td><td>17.0</td><td>3</td><td>66</td></tr><tr><td colspan="6">Car. Highs: Ret: 4; Yds: 189; TD: 2</td></tr></table>	Year	Ret.	Yds.	Avg	TD	LG	2021	3	5	1.7	0	7	CAR	23	392	17.0	3	66	Car. Highs: Ret: 4; Yds: 189; TD: 2					
	Year	Ret.	Yds.	Avg	TD	LG																						
2021	3	5	1.7	0	7																							
CAR	23	392	17.0	3	66																							
Car. Highs: Ret: 4; Yds: 189; TD: 2																												
		<b>#4 Malik Knowles</b> 6-3, 195, Jr.-2L Mansfield, Texas (Lake Ridge)	<ul style="list-style-type: none"><li>• Has not returned a punt during his K-State career.</li></ul>																									

## IN-SEASON BIRTHDAYS

Several Wildcats celebrate their birthdays during the 2021 regular season season. Below is a list of those players and coaches in addition to the game days for reference.

### AUGUST

26 – Cody Fletcher (1997)  
 26 – Aamaris Brown (2002)  
 26 – Jaelon Travis (2002)  
 26 – DJ Giddens (2003)

### SEPTEMBER

4 – STANFORD  
 5 – Jackson Smith (2001)  
 9 – Jacardia Wright (2000)  
 11 – SOUTHERN ILLINOIS  
 12 – Jake Huggins (1998)  
 14 – Chabastin Taylor (1998)  
 14 – Konner Fox (2000)  
 18 – NEVADA  
 18 – Landry Weber (1998)

19 – Collin Klein  
 19 – Ryan Henington (1998)  
 19 – Phillip Brooks (1999)  
 21 – Marshall Kellner (1999)  
 22 – Ben Driver (2000)  
 23 – TJ Smith (2001)  
 24 – Will Howard (2001)  
 25 – AT OKLAHOMA STATE  
 25 – Gabe Hoover (2000)  
 27 – Chris Klieman  
 29 – Kade Warner (1998)

### OCTOBER

1 – Jaylen Carter (2001)  
 1 – Christian Moore (2001)  
 2 – OKLAHOMA

11 – Justin Gardner (1999)  
 16 – IOWA STATE  
 17 – Ben Adler (1998)  
 18 – Spencer Trussell (1998)  
 20 – Hayden Gillum (1999)  
 23 – AT TEXAS TECH  
 23 – Courtney Messingham  
 25 – Timmy Horne (1997)  
 26 – Tyrone Howell (1999)  
 26 – Jairus Kennedy (2001)  
 28 – KT Leveston (1999)  
 28 – Ozzie Hoffer (2002)  
 30 – TCU

### NOVEMBER

2 – Deuce Vaughn (2001)  
 4 – Bronson Massie (1997)  
 4 – Ekow Boye-Doe (1999)  
 5 – Nick Allen (1999)  
 6 – AT KANSAS  
 8 – Buddy Wyatt  
 13 – WEST VIRGINIA  
 14 – Andrew Leingang (2002)  
 19 – Witt Mitchum (2001)  
 20 – BAYLOR  
 23 – Tee Denson (2001)  
 24 – Omar Daniels (2002)  
 26 – AT TEXAS  
 29 – Titus Tuiasosopo (2001)







**Daniel IMATORBHEBHE**  
TE • 6-4 • 240 • Sr.-TR  
Suwanee, Ga.  
(Univ. of Illinois)

0

- Has seen time in 5 games this year, including the Nevada contest when he had a career-long catch of 68 yds that went for a TD.
- Spent 2020 at Illinois after playing at USC from 2015 to 2019.
- Signed with Florida and went through spring practices in 2015 as he is one of only 2 active players to be enrolled and practice at four different FBS schools in a career (T.J. Stormont, Texas Tech).
- Played at USC and Illinois with his twin brother, Josh (WR).
- Earned Freshman All-America honors and All-Pac-12 accolades while at USC in 2016.

**IMATORBHEBHE'S GAME-BY-GAME STATS**

Date	Opponent	No	Yds	TD	LG
9/10/16	UTAH STATE	1	7	0	7
10/8/16	COLORADO*	2	45	1	32
10/15/16	at Arizona*	1	8	1	8
10/27/16	CALIFORNIA*	1	17	1	17
11/5/16	OREGON	2	37	0	37
11/12/16	at Washington	5	78	1	23
11/19/16	at UCLA	2	27	0	15
11/26/16	NOTRE DAME	1	6	0	6
1/2/17	vs. Penn State	2	25	0	13
9/2/17	WESTERN MICHIGAN	1	12	0	12
11/4/17	ARIZONA	2	25	0	17
11/18/17	UCLA*	2	34	0	18
12/1/17	vs. Stanford*	1	48	0	48
12/29/17	vs. Ohio State*	2	25	0	14
10/31/20	PURDUE	2	43	1	28
11/7/20	MINNESOTA	1	11	0	11
9/4/21	vs. Stanford	2	38	0	22
9/18/21	NEVADA*	1	68	1	68
10/2/21	OKLAHOMA	1	11	0	11
10/16/21	IOWA STATE	2	35	0	20


2016-19 Seasons at USC; 2020 Season at Illinois

\* denotes game started; **Bold Italics** denotes career high

**IMATORBHEBHE'S CAREER STATS**

YEAR	G/S	NO	YDS	AVG	TD	LG
2016*	12/5	16	244	15.3	4	37
2017*	9/4	8	144	18.0	0	48
2020*	5/0	3	54	18.0	1	28
2021	5/1	6	152	25.3	1	68
<b>TOTAL</b>	<b>31/10</b>	<b>33</b>	<b>594</b>	<b>18.0</b>	<b>6</b>	<b>68</b>

^ at USC | ^ at Illinois



**Keenan GARBER**  
WR • 6-0 • 176 • So.-1L  
Lawrence, Kan.  
(Free State)

1

- Has played in 12 career games, including one game in 2019 to preserve his redshirt.
- Tallied a career-long catch of 54 yds vs. Oklahoma.
- Prepped with current K-State FB Jax Dineen.

**GARBER'S GAME-BY-GAME RECEIVING**

Date	Opponent	No	Yds	TD	LG
10/24/20	KANSAS	1	9	0	9
11/21/20	at Iowa State	1	1	0	1
9/11/21	SOUTHERN ILLINOIS	1	5	0	5
10/2/21	OKLAHOMA	1	54	0	54

**Bold Italics** denotes career high

**GARBER'S GAME-BY-GAME RUSHING**

Date	Opponent	No	Yds	TD	LG
11/7/20	OKLAHOMA STATE	1	4	0	4
11/21/20	at Iowa State	1	-2	0	0
9/25/21	at Oklahoma State	1	4	0	4

**Bold Italics** denotes career high

**GARBER'S CAREER RECEIVING STATS**

YEAR	G/S	NO	YDS	AVG	TD	LG
2020	6/0	2	10	5.0	0	9
2021	5/0	2	59	29.5	0	54
<b>TOTAL</b>	<b>12/0</b>	<b>4</b>	<b>69</b>	<b>17.3</b>	<b>0</b>	<b>54</b>

**GARBER'S CAREER RUSHING STATS**

YEAR	G/S	NO	YDS	AVG	TD	LG
2020	6/0	2	2	1.0	0	4
2021	5/0	1	4	4.0	0	4
<b>TOTAL</b>	<b>12/0</b>	<b>3</b>	<b>6</b>	<b>2.0</b>	<b>0</b>	<b>4</b>



**Reggie STUBBLEFIELD**  
DB • 6-0 • 195 • Sr.-TR  
Arlington, Texas  
(Prairie View A&M Univ.)

1

- Has played in 5 games this year, including a start vs. Nevada when he tallied the first full sack of his career.
- Played parts of 5 seasons Prairie View A&M from 2016 to 2020.
- Earned a medical hardship in 2018 after playing in 4 games.
- Blocked 3 kicks while at PVAMU, including 2 this past season.

**STUBBLEFIELD'S GAME-BY-GAME STATS**

Date	Opponent	UA-AT-TT	TFL	SACK	INT	PD	F/R
9/4/16	TEXAS SOUTHERN	1-1-2	0.0-0	0.0-0	0	0	0/0
9/10/16	at Texas A&M	0-1-1	0.0-0	0.0-0	0	0	0/1
9/17/16	at Alabama A&M	1-2-3	0.0-0	0.0-0	0	0	0/0
10/22/16	at Rice	6-2-8	0.0-0	0.0-0	0	0	0/0
10/29/16	at Jackson State	1-0-1	0.0-0	0.0-0	0	0	0/0
11/19/16	at Ark.-Pine Bluff	1-1-2	0.0-0	0.0-0	1	1	0/1
9/16/17	at Nicholls	2-1-3	0.0-0	0.0-0	0	0	0/0
9/23/17	at Alabama State	3-1-4	1.0-4	0.0-0	0	0	0/0
9/30/17	JACKSON STATE*	4-2-6	0.0-0	0.0-0	1	3	1/0
10/7/17	GRAMBLING ST.*	5-0-5	0.0-0	0.0-0	0	0	0/0
10/14/17	at Alcorn State	7-4-11	0.5-2	0.0-0	0	0	0/0
11/4/17	at Southern*	1-3-4	1.0-5	0.0-0	1	1	0/0
11/11/17	ARK.-PINE BLUFF*	2-2-4	1.0-2	0.0-0	0	4	0/0
11/16/17	at Incarnate Word*	2-7-9	1.0-3	0.0-0	0	1	0/0
11/25/17	vs. Texas Southern	2-3-5	0.0-0	0.0-0	0	1	0/0
8/25/18	at Rice*	5-1-6	1.0-3	0.0-0	0	1	0/0
9/2/18	vs. N.C. Central*	1-2-3	0.0-0	0.0-0	0	4	0/0
9/8/18	at Sam Houston St.*	6-2-8	0.0-0	0.0-0	0	0	0/0
9/14/18	at UNLV*	6-2-8	1.0-1	0.0-0	0	0	0/0
10/12/19	at Southern	4-1-5	0.0-0	0.0-0	0	1	0/0
10/19/19	VA.-LYNCHBURG*	2-2-4	0.0-0	0.0-0	1	3	0/0
10/24/19	JACKSON STATE*	3-4-7	0.5-1	0.0-0	0	0	0/0
11/9/19	ARK.-PINE BLUFF*	7-2-9	1.0-3	0.0-0	0	0	1/0
11/16/19	EDWARD WATERS*	2-5-7	0.5-1	0.0-0	0	0	0/0
11/28/19	at Alabama State*	7-1-8	0.0-0	0.0-0	0	0	0/0
3/6/21	TEXAS SOUTHERN*	2-2-4	0.5-3	0.5-3	0	0	0/0
3/13/21	vs. Grambling St.*	2-1-3	0.0-0	0.0-0	1	1	0/0
4/17/21	at Ark.-Pine Bluff*	3-6-9	2.5-5	0.0-0	0	0	0/0
9/4/21	vs. Stanford	0-0-0	0.0-0	0.0-0	0	1	0/0
9/11/21	S. ILLINOIS	2-0-2	0.0-0	0.0-0	0	0	0/0
9/18/21	NEVADA*	3-0-3	1.0-9	0.0-0	0	0	0/0
10/2/21	OKLAHOMA	2-0-2	0.0-0	0.0-0	0	0	0/0
10/16/21	IOWA STATE	3-1-4	0.0-0	0.0-0	0	0	0/0

2016-20 Seasons at Prairie View A&M

\* denotes game started; **Bold Italics** denotes career high

**STUBBLEFIELD'S CAREER STATS**

Year	G/S	UA-AT-TT	TFL	SACK	INT	PD	F/R
2016*	9/0	10-8-18	0.0-0	0.0-0	1	0	0/2
2017*	10/6	28-23-51	4.5-16	0.0-0	2	8	1/0
2018*	4/4	18-7-25	2.0-4	0.0-0	0	5	0/0
2019*	6/5	25-15-40	2.0-5	0.0-0	1	3	1/0
2020*	3/3	7-9-16	3.0-8	0.5-3	1	0	0/0
2021	5/1	10-1-11	1.0-9	1.0-9	0	1	0/0
<b>TOTAL</b>	<b>37/19</b>	<b>98-63-161</b>	<b>12.5-42</b>	<b>1.5-12</b>	<b>5</b>	<b>17</b>	<b>2/2</b>

^ at Prairie View A&M



**Russ YEAST**  
DB • 5-10 • 195 • Sr.-TR  
Danville, Ky.  
(Univ. of Louisville)

2

- Has started each of the first 6 games, including the Stanford contest when he recorded K-State's first INT of the year.
- Saw action in 45 games with 29 starts in 4 seasons at Louisville.
- His first-career INT came vs. Clemson in 2019 off Trevor Lawrence.
- Father, Craig, is the head football coach at Kentucky Wesleyan... Craig played collegiately at Kentucky, leaving with an SEC record 208 receptions with 2,899 yards and 28 touchdowns before being selected in the 1999 NFL Draft by the Cincinnati Bengals.

**YEAST'S GAME-BY-GAME DEFENSE**

Date	Opponent	UA-AT-TT	TFL	SACK	INT	PD	F/R
9/30/17	MURRAY STATE*	3-0-3	1.0-3	0.0-0	0	0	0/0
10/5/17	at NC State*	3-2-5	0.0-0	0.0-0	0	0	0/0
10/14/17	BOSTON COLLEGE*	1-2-3	0.0-0	0.0-0	0	1	0/0
10/21/17	at Florida State*	1-1-2	0.0-0	0.0-0	0	0	0/0
10/28/17	at Wake Forest*	4-1-5	0.0-0	0.0-0	0	0	0/0
11/11/17	VIRGINIA	1-0-1	0.0-0	0.0-0	0	0	0/0
11/18/17	SYRACUSE	0-1-1	0.0-0	0.0-0	0	0	0/0
12/30/17	vs. Mississippi St.*	2-1-3	0.0-0	0.0-0	0	1	0/0
9/1/18	vs. Alabama	0-1-1	0.0-0	0.0-0	0	0	0/0
9/22/18	at Virginia	1-1-2	0.0-0	0.0-0	0	0	0/0
11/17/18	NC STATE	0-1-1	0.0-0	0.0-0	0	0	0/0
11/24/18	KENTUCKY	3-1-4	1.5-1	0.5-0	0	0	0/0
9/2/19	NOTRE DAME	6-1-7	0.0-0	0.0-0	0	0	0/0
9/7/19	E. KENTUCKY*	2-1-3	1.0-2	0.0-0	0	1	0/0
9/14/19	vs. W. Kentucky*	0-2-2	0.0-0	0.0-0	0	1	0/0
9/21/19	at Florida State*	6-2-8	0.0-0	0.0-0	0	0	0/0
10/5/19	BOSTON COLLEGE*	8-3-11	0.0-0	0.0-0	0	0	0/0
10/12/19	at Wake Forest*	0-5-5	0.0-0	0.0-0	0	2	0/0
10/19/19	CLEMSON*	4-1-5	0.0-0	0.0-0	1	1	0/0
10/26/19	VIRGINIA*	4-2-6	0.0-0	0.0-0	0	0	0/0
11/9/19	at Miami*	4-1-4	0.0-0	0.0-0	0	0	0/0
11/16/19	at NC State*	4-0-4	0.0-0	0.0-0	0	0	2/0
11/23/19	SYRACUSE*	1-5-6	0.0-0	0.0-0	0	0	0/0
9/12/20	W. KENTUCKY*	1-2-3	0.0-0	0.0-0	0	0	1/1
9/19/20	MIAMI*	5-0-5	0.0-0	0.0-0	0	0	0/0
9/26/20	at Pitt*	5-2-7	0.0-0	0.0-0	0	0	0/0
10/9/20	at Georgia Tech*	3-0-3	0.0-0	0.0-0	0	0	0/0
10/17/20	at Notre Dame*	3-1-4	0.0-0	0.0-0	0	1	0/0
10/24/20	FLORIDA STATE*	2-1-3	0.0-0	0.0-0	0	1	0/0
10/31/20	VIRGINIA TECH*	4-3-7	0.5-1	0.0-0	0	0	0/0
11/14/20	at Virginia*	2-2-4	0.0-0	0.0-0	0	0	0/0
11/20/20	SYRACUSE*	1-1-2	0.0-0	0.0-0	0	1	0/0
11/28/20	at Boston College*	2-1-3	0.0-0	0.0-0	0	0	0/1
12/12/20	WAKE FOREST*	3-1-4	0.0-0	0.0-0	0	0	0/0
9/4/21	vs. Stanford*	1-2-3	0.5-1	0.0-0	1	1	0/1
9/11/21	S. ILLINOIS*	0-0-0	0.0-0	0.0-0	0	1	0/0
9/18/21	NEVADA*	4-0-4	0.0-0	0.0-0	0	1	0/0
9/25/21	at Oklahoma St.*	2-1-3	0.0-0	0.0-0	0	0	0/0
10/2/21	OKLAHOMA*	7-1-8	0.0-0	0.0-0	0	0	0/0
10/16/21	IOWA STATE*	4-1-5	0.0-0	0.0-0	0	1	0/0

2017-20 Seasons at Louisville

\* denotes game started; **Bold Italics** denotes career high

**YEAST'S GAME-BY-GAME PUNT RETURN**

Date	Opponent	No	Yds	TD	LG
9/23/17	KENT STATE	2	12	0	13
9/30/17	MURRAY STATE	5	24	0	21
10/14/17	BOSTON COLLEGE	1	-1	0	0
10/21/17	at Florida State	1	0	0	0
10/28/17	at Wake Forest	1	-2	0	0

2017-20 Seasons at Louisville; **Bold Italics** denotes career high


**YEAST'S GAME-BY-GAME KOR**

Date	Opponent	No	Yds	TD	LG
9/8/18	INDIANA STATE	1	14	0	14
11/17/18	NC STATE	2	45	0	23

2017-20 Seasons at Louisville; **Bold Italics** denotes career high

**YEAST'S CAREER DEFENSIVE STATS**

Year	G/S	UA-AT-TT	TFL	SACK	INT	PD	F/R
2017 <sup>a</sup>	12/7	15-8-23	1.0-3	0.0-0	0	2	0/0
2018 <sup>a</sup>	11/0	4-4-8	1.5-1	0.5-0	0	0	0/0
2019 <sup>a</sup>	11/11	38-23-61	1.0-2	0.0-0	1	5	2/0
2020 <sup>b</sup>	11/11	31-14-45	0.5-1	0.0-0	0	3	1/2
2021	6/6	18-5-23	0.5-1	0.0-0	1	4	0/0
<b>TOTAL</b>	<b>51/34</b>	<b>106-54-160</b>	<b>4.5-8</b>	<b>0.5-0</b>	<b>2</b>	<b>14</b>	<b>3/2</b>



**Aamaris BROWN**  
DB • 5-10 • 187 • So.-1L  
Seffner, Fla.  
(Armwood)

3

- One of 9 true FR to see time in 2020 who has played in all 6 games this year.
- Had a season-high 3 tackles last year vs. both Kansas and Texas.
- Recovered a fumble and returned it 7 yds last year at West Virginia.


## BROWN'S GAME-BY-GAME STATS

Date	Opponent	UA-AT-TT	TFL	SACK	INT	PD	F/R
10/24/20	KANSAS	3-0-3	0.0-0	0.0-0	0	0	0/0
10/31/20	at West Virginia	2-0-2	0.0-0	0.0-0	0	0	0/1
11/21/20	at Iowa State	1-0-1	0.0-0	0.0-0	0	0	0/0
12/5/20	TEXAS	3-0-3	0.0-0	0.0-0	0	0	0/0
9/19/21	NEVADA	2-0-2	0.0-0	0.0-0	0	0	0/0
10/16/21	IOWA STATE	2-0-2	0.0-0	0.0-0	0	0	0/0

*Bold Italics* denotes career high

## BROWN'S CAREER STATS

Year	G/S	UA-AT-TT	TFL	SACK	INT	PD	F/R
2020	6/0	9-0-9	0.0-0	0.0-0	0	0	0/1
2021	6/0	4-0-4	0.0-0	0.0-0	0	0	0/0
<b>TOTAL</b>	<b>12/0</b>	<b>13-0-13</b>	<b>0.0-0</b>	<b>0.0-0</b>	<b>0</b>	<b>0</b>	<b>0/1</b>



**Wayne JONES**  
DB • 6-0 • 210 • Jr.-2L  
Owasso, Okla.  
(Owasso)

4

- Transitioned from DB to LB in the offseason, making his first start at LB vs. Iowa State.
- Played in all 10 games last year with starts at both safety and nickelback.
- Started all 13 games in 2019, while he played in 2 games in 2018 as he perserved his redshirt.

## JONES' GAME-BY-GAME STATS

Date	Opponent	UA-AT-TT	TFL	SACK	INT	PD	F/R
11/24/18	at Iowa State	1-0-1	0.0-0	0.0-0	0	0	0/0
8/31/19	NICHOLLS*	2-0-2	0.0-0	0.0-0	0	0	0/0
9/14/19	at Mississippi St.*	3-3-6	0.0-0	0.0-0	0	0	0/0
9/28/19	at Oklahoma St.*	5-2-7	0.0-0	0.0-0	0	0	0/0
10/5/19	BAYLOR*	3-2-5	0.0-0	0.0-0	0	0	0/0
10/19/19	TCU*	7-4-11	0.0-0	0.0-0	0	0	0/0
10/26/19	OKLAHOMA*	1-1-2	0.0-0	0.0-0	0	0	0/0
11/2/19	at Kansas*	2-1-3	0.0-0	0.0-0	0	0	0/0
11/9/19	at Texas*	1-1-2	0.0-0	0.0-0	0	0	0/0
11/16/19	WEST VIRGINIA*	6-1-7	0.5-2	0.0-0	0	0	0/0
11/23/19	at Texas Tech*	5-1-6	0.0-0	0.0-0	0	1	0/0
11/30/19	IOWA STATE*	0-1-1	0.0-0	0.0-0	0	0	0/0
12/31/19	vs. Navy*	2-3-5	0.0-0	0.0-0	0	0	0/0
9/12/20	ARKANSAS STATE*	5-1-6	0.0-0	0.0-0	0	0	0/1
9/26/20	at Oklahoma	2-0-2	0.0-0	0.0-0	0	0	0/0
10/10/20	at TCU	1-0-1	0.0-0	0.0-0	0	0	0/0
10/31/20	at West Virginia	0-1-1	0.0-0	0.0-0	0	0	0/0
11/21/20	at Iowa State*	5-1-6	0.5-1	0.0-0	0	0	0/0
11/28/20	at Baylor	1-0-1	0.0-0	0.0-0	0	0	0/1
12/5/20	TEXAS	4-3-7	0.0-0	0.0-0	0	1	0/0
9/4/21	vs. Stanford	1-0-1	0.0-0	0.0-0	0	0	0/0
9/11/21	S. ILLINOIS	1-0-1	0.0-0	0.0-0	0	0	0/0
9/25/21	at Oklahoma St.	1-1-2	0.0-0	0.0-0	0	0	0/0
10/2/21	OKLAHOMA	2-2-4	1.0-1	0.0-0	0	0	0/0
10/16/21	IOWA STATE*	2-1-3	0.0-0	0.0-0	0	0	0/0

\* denotes game started; *Bold Italics* denotes career high

## JONES' CAREER STATS

Year	G/S	UA-AT-TT	TFL	SACK	INT	PD	F/R
2018	2/0	1-0-1	0.0-0	0.0-0	0	0	0/0
2019	13/13	37-20-57	0.5-2	0.0-0	0	1	0/0
2020	10/2	18-6-24	0.5-1	0.0-0	0	1	0/2
2021	6/1	7-4-11	1.0-1	0.0-0	0	0	0/0
<b>TOTAL</b>	<b>31/16</b>	<b>63-30-93</b>	<b>2.0-4</b>	<b>0.0-0</b>	<b>0</b>	<b>2</b>	<b>0/2</b>



**Malik KNOWLES**  
WR • 6-3 • 195 • Jr.-2L  
Mansfield, Texas  
(Lake Ridge)

4

- A dynamic WR who has started 24 games in his career, including all 9 games he played in last season and the first 6 this season.
- Totaled a career-best 112 receiving yds vs. Southern Illinois.
- Ranks 2nd in the nation with a 36.0-yd KOR avg, which includes TDs Oklahoma State (99 yds) and vs. Oklahoma (93 yds).
- Tied for 4th in school history and tied for 4th nationally among active players with 3 career KOR TDs.
- Tied for 4th in school history and tied for the national lead with 2 KOR TDs this year.
- Currently ranked 6th in school history in career KOR avg.
- Took a jet sweep 75 yds for a TD at Baylor... Is just one of 2 players in school history with TDs of at least 75 yds on a rush, catch and kickoff return in a career (Brandon Banks, 2008-09).
- His 75-yd rush last year at Baylor was the 11th-longest run in school history and second-longest by a receiver.

## KNOWLES' GAME-BY-GAME RECEIVING

Date	Opponent	No	Yds	TD	LG
10/27/18	at Oklahoma	3	25	0	14
11/3/18	at TCU	2	19	1	21
11/17/18	TEXAS TECH*	5	56	1	18
8/31/19	NICHOLLS*	3	26	0	10
9/7/19	BOWLING GREEN*	5	99	2	34
9/14/19	at Mississippi State*	1	12	0	12
10/5/19	BAYLOR*	1	5	0	5
10/19/19	TCU	3	48	0	33
10/26/19	OKLAHOMA	2	34	0	23
11/2/19	at Kansas	1	7	0	7
11/9/19	at Texas	3	94	1	70
11/16/19	WEST VIRGINIA*	3	25	0	14
12/31/19	vs. Navy*	5	47	0	14
9/12/20	ARKANSAS STATE*	1	27	0	27
10/3/20	TEXAS TECH*	1	7	0	7
10/24/20	KANSAS*	1	8	0	8
10/31/20	at West Virginia	1	35	1	35
11/7/20	OKLAHOMA STATE*	2	16	0	18
11/28/20	at Baylor*	1	16	0	16
12/5/20	TEXAS*	6	95	2	29
9/4/21	vs. Stanford*	2	13	0	10
9/11/21	SOUTHERN ILLINOIS*	4	112	0	50
9/25/21	at Oklahoma State*	3	26	0	12
10/2/21	OKLAHOMA*	5	21	0	16
10/16/21	IOWA STATE*	3	46	1	20

\* denotes game started; *Bold Italics* denotes career high

## KNOWLES' GAME-BY-GAME RUSHING

Date	Opponent	No	Yds	TD	LG
9/7/19	BOWLING GREEN*	1	12	0	12
9/14/19	at Mississippi State*	2	12	0	7
11/23/19	TEXAS TECH*	3	44	0	23
12/31/19	vs. Navy*	1	2	0	2
9/26/20	at Oklahoma*	1	3	0	3
11/28/20	at Baylor*	2	81	1	75
12/5/20	TEXAS*	3	16	0	8
9/4/21	vs. Stanford*	2	35	0	30
9/11/21	SOUTHERN ILLINOIS*	1	4	0	4
9/18/21	NEVADA*	1	6	0	6
9/25/21	at Oklahoma State*	1	0	0	0
10/2/21	OKLAHOMA*	1	16	0	16

\* denotes game started; *Bold Italics* denotes career high

## KNOWLES' GAME-BY-GAME KOR

Date	Opponent	No	Yds	TD	LG
11/3/18	at TCU	1	12	0	12
8/31/19	NICHOLLS	1	27	0	27
9/14/19	at Mississippi State	3	124	1	100
10/19/19	TCU	1	19	0	19
12/31/19	vs. Navy	1	52	0	52
9/12/20	ARKANSAS STATE	3	55	0	26
10/3/20	TEXAS TECH	2	35	0	18
10/31/20	at West Virginia	5	104	0	46
11/28/20	at Baylor	1	9	0	9
9/11/21	SOUTHERN ILLINOIS	1	17	0	17
9/25/21	at Oklahoma State	3	124	1	99
10/2/21	OKLAHOMA	3	134	1	93
10/16/21	IOWA STATE	3	85	0	32

*Bold Italics* denotes career high

## KNOWLES' CAREER RECEIVING STATS

Year	G/S	NO	YDS	AVG	TD	LG
2018	4/1	10	100	10.0	2	21
2019	11/8	27	397	14.7	3	70
2020	9/9	13	204	15.7	3	35
2021	6/6	17	218	12.8	0	50
<b>TOTAL</b>	<b>30/24</b>	<b>67</b>	<b>919</b>	<b>13.7</b>	<b>8</b>	<b>70</b>

## KNOWLES' CAREER RUSHING STATS

Year	G/S	NO	YDS	AVG	TD	LG
2019	11/8	7	70	10.0	0	23
2020	9/9	6	100	16.7	1	75
2021	6/6	6	61	10.2	0	30
<b>TOTAL</b>	<b>30/24</b>	<b>19</b>	<b>231</b>	<b>12.2</b>	<b>1</b>	<b>75</b>

## KNOWLES' CAREER KOR STATS

Year	G	No	Yds	Avg	TD	Lg
2018	4	1	12	12.0	0	12
2019	11	6	222	37.0	1	100
2020	9	11	203	18.5	0	46
2021	6	10	360	36.0	2	99
<b>TOTAL</b>	<b>30</b>	<b>28</b>	<b>797</b>	<b>28.5</b>	<b>3</b>	<b>100</b>



**Ryan HENINGTON**  
LB • 6-1 • 218 • Sr.-2L  
Junction City, Kan.  
(Junction City)

5

- Originally entered the program as a QB before switching to defense prior to 2020... Played DB last year and is now a LB.
- Earned first 4 starts of his career this season.
- A three-time First Team Academic All-Big 12 performer.

## HENINGTON'S GAME-BY-GAME STATS

Date	Opponent	UA-AT-TT	TFL	SACK	INT	PD	F/R
9/1/18	SOUTH DAKOTA	1-0-1	0.0-0	0.0-0	0	0	0/0
9/12/20	ARKANSAS ST.	5-0-5	0.0-0	0.0-0	0	0	0/0
11/21/20	at Iowa State	1-1-2	0.0-0	0.0-0	0	0	0/0
12/5/20	TEXAS	1-0-1	0.0-0	0.0-0	0	0	0/0
9/4/21	vs. Stanford*	2-1-3	0.5-1	0.0-0	0	0	0/0
9/11/21	S. ILLINOIS*	2-0-2	0.0-0	0.0-0	0	0	0/0
9/18/21	NEVADA	1-0-1	0.0-0	0.0-0	0	0	0/0
9/25/21	at Oklahoma St.*	4-0-4	0.0-0	0.0-0	0	0	0/0
10/2/21	OKLAHOMA*	2-2-4	0.0-0	0.0-0	0	0	0/0

*Bold Italics* denotes career high

## HENINGTON'S CAREER STATS

Year	G/S	UA-AT-TT	TFL	SACK	INT	PD	F/R
2018	3/0	1-0-1	0.0-0	0.0-0	0	0	0/0
2020	8/0	7-1-8	0.0-0	0.0-0	0	0	0/0
2021	6/4	11-3-14	0.5-1	0.0-0	0	0	0/0
<b>TOTAL</b>	<b>24/4</b>	<b>19-4-23</b>	<b>0.5-1</b>	<b>0.0-0</b>	<b>0</b>	<b>0</b>	<b>0/0</b>



**Justin GARDNER**

**DB • 6-2 • 180 • Sr.-IL**

Charlotte, N.C.  
(Hutchinson CC)

- Has played in 16 career games, 2 of which were at Oregon State in 2018.
- Totaled 7 passes defended and 2 INT last year, tying for 5th and 7th in the Big 12, respectively.
- Registered a INT return TD – a 24-yarder – vs. KU last year.
- Had 4 breakups last year vs. TCU, tied for the 5th most nationally in a game in 2020.

GARDNER'S GAME-BY-GAME STATS									
Date	Opponent	UA-AT-TT	TFL	SACK	INT	PD	F/R		
9/8/18	SOUTHERN UTAH	2-0-2	0.0-0	0.0-0	0	0	0/0		
9/26/20	at Oklahoma*	3-0-3	0.0-0	0.0-0	1	1	0/0		
10/3/20	TEXAS TECH*	3-2-5	0.0-0	0.0-0	0	0	0/0		
10/10/20	at TCU*	2-0-2	0.0-0	0.0-0	0	4	0/0		
10/24/20	KANSAS*	0-0-0	0.0-0	0.0-0	1	2	0/0		
10/31/20	at West Virginia*	2-0-2	0.0-0	0.0-0	0	1	0/0		
11/21/20	at Iowa State	1-0-1	0.0-0	0.0-0	0	0	0/0		
11/28/20	at Baylor	2-0-2	0.0-0	0.0-0	0	0	0/0		
12/5/20	TEXAS	3-0-3	0.0-0	0.0-0	0	1	0/0		
9/4/21	vs. Stanford	1-0-1	0.0-0	0.0-0	0	1	0/0		
9/11/21	S. ILLINOIS	1-0-1	0.0-0	0.0-0	0	0	0/0		
9/18/21	NEVADA	0-0-0	0.0-0	0.0-0	0	1	0/0		
10/2/21	OKLAHOMA	1-0-1	0.0-0	0.0-0	0	0	0/0		

**2018 Season at Oregon State**

\* denotes game started; **Bold Italics** denotes career high

GARDNER'S CAREER STATS									
Year	G/S	UA-AT-TT	TFL	SACK	INT	PD	F/R		
2018*	2/0	2-0-2	0.0-0	0.0-0	0	0	0/0		
2020	9/5	16-2-18	0.0-0	0.0-0	2	9	0/0		
2021	5/0	3-0-3	0.0-0	0.0-0	0	2	0/0		
<b>TOTAL</b>	<b>16/5</b>	<b>21-2-23</b>	<b>0.0-0</b>	<b>0.0-0</b>	<b>2</b>	<b>11</b>	<b>0/0</b>		

^ at Oregon State



**TJ SMITH**

**DB • 5-9 • 194 • Fr.-RS**

Atlanta, Ga.  
(McEachern)

- Played in each of the first 4 games of 2020 prior to a season-ending injury.
- Came back to start the first 4 games of the 2021 season.
- Recorded an INT vs. Stanford – the first of his career – to set up K-State's final TD.
- Brother, Christopher Smith II, is a senior DB at Georgia who had a pick-six vs. Clemson on the same day in a 10-3 win in Charlotte.

SMITH'S GAME-BY-GAME STATS									
Date	Opponent	UA-AT-TT	TFL	SACK	INT	PD	F/R		
9/12/20	ARKANSAS STATE	1-0-1	0.0-0	0.0-0	0	0	0/0		
9/26/20	at Oklahoma	1-1-2	0.0-0	0.0-0	0	0	0/0		
10/3/20	TEXAS TECH	3-1-4	0.0-0	0.0-0	0	0	0/0		
9/4/21	vs. Stanford*	2-0-2	0.0-0	0.0-0	1	1	0/0		
9/11/21	S. ILLINOIS*	4-1-5	0.0-0	0.0-0	0	1	0/0		
9/18/21	NEVADA*	2-0-2	0.0-0	0.0-0	0	0	0/0		
9/25/21	at Oklahoma St.*	6-1-7	0.0-0	0.0-0	0	0	0/0		
10/2/21	OKLAHOMA	2-1-3	0.0-0	0.0-0	0	0	0/0		
10/16/21	IOWA STATE*	4-1-5	0.0-0	0.0-0	0	0	0/0		

**Bold Italics** denotes career high

SMITH'S CAREER STATS									
Year	G/S	UA-AT-TT	TFL	SACK	INT	PD	F/R		
2020	4/0	5-2-7	0.0-0	0.0-0	0	0	0/0		
2021	6/5	20-4-24	0.0-0	0.0-0	1	2	0/0		
<b>TOTAL</b>	<b>10/5</b>	<b>25-6-31</b>	<b>0.0-0</b>	<b>0.0-0</b>	<b>1</b>	<b>2</b>	<b>0/0</b>		



**Tee DENISON**

**DB • 6-0 • 190 • So.-IL**

Atlanta, Ga.  
(Cedar Grove)

- Has played in all 6 games this season, including the Nevada contest when he picked off his first-career pass.
- Saw action in 7 games as a true FR, including a start in the season finale vs. Texas.

DENISON'S GAME-BY-GAME STATS									
Date	Opponent	UA-AT-TT	TFL	SACK	INT	PD	F/R		
9/26/20	at Oklahoma	0-1-1	0.0-0	0.0-0	0	0	0/0		
10/24/20	KANSAS	1-0-1	0.0-0	0.0-0	0	0	0/0		
11/7/20	OKLAHOMA STATE	1-0-1	0.0-0	0.0-0	0	0	0/0		
11/21/20	at Iowa State	1-0-1	0.0-0	0.0-0	0	0	0/0		
12/5/20	TEXAS*	5-0-5	1.0-1	0.0-0	0	0	0/0		
9/4/21	vs. Stanford	2-0-2	1.0-4	0.0-0	0	0	0/0		
9/18/21	NEVADA	1-0-1	0.0-0	0.0-0	1	1	0/0		
9/25/21	at Oklahoma St.	2-0-2	0.0-0	0.0-0	0	0	0/0		
10/2/21	OKLAHOMA	1-0-1	0.0-0	0.0-0	0	0	0/0		

**Bold Italics** denotes career high

DENISON'S CAREER STATS									
Year	G/S	UA-AT-TT	TFL	SACK	INT	PD	F/R		
2020	7/1	8-1-9	1.0-1	0.0-0	0	0	0/0		
2021	6/0	6-0-6	1.0-4	0.0-0	1	1	0/0		
<b>TOTAL</b>	<b>13/1</b>	<b>14-1-15</b>	<b>2.0-5</b>	<b>0.0-0</b>	<b>1</b>	<b>1</b>	<b>0/0</b>		



**Ty ZENTNER**

**P/K • 6-2 • 200 • Sr.-IL**

Topeka, Kan.  
(Butler CC)

- Serves as the primary punter and kickoff man in 2021 after splitting duties in the former category a year ago.
- Has totaled 62 touchbacks on 95 career kickoffs, including an 19-for-30 mark this season.
- Ranks 3rd in the Big 12 with a 46.3-yd punting avg.
- Kicked off in 4 games in 2019 as he preserved his redshirt.

ZENTNER'S GAME-BY-GAME PUNTING									
Date	Opponent	No	Yds	Avg	Lg				
9/12/20	ARKANSAS STATE	2	76	38.0	44				
9/26/20	at Oklahoma	3	124	41.3	42				
10/3/20	TEXAS TECH	2	70	35.0	37				
10/10/20	at TCU	3	142	47.3	65				
10/24/20	KANSAS	3	112	37.3	51				
10/31/20	at West Virginia	3	117	39.0	46				
11/7/20	OKLAHOMA STATE	4	150	37.5	48				
11/21/20	at Iowa State	3	134	44.7	50				
11/28/20	at Baylor	3	118	39.3	51				
12/5/20	TEXAS	2	99	49.5	50				
9/4/21	vs. Stanford	3	118	39.3	40				
9/11/21	SOUTHERN ILLINOIS	2	92	46.0	48				
9/18/21	NEVADA	3	106	35.3	47				
9/25/21	at Oklahoma State	7	349	49.9	58				
10/2/21	OKLAHOMA	1	60	60.0	60				
10/16/21	IOWA STATE	3	155	51.7	59				

**Bold Italics** denotes career high

ZENTNER'S CAREER PUNTING STATS									
Year	G	No	Yds	Avg	Lg	i20			
2020	10	28	1,142	40.8	65	14			
2021	6	19	880	46.3	60	7			
<b>TOTAL</b>	<b>20</b>	<b>47</b>	<b>2,022</b>	<b>43.0</b>	<b>65</b>	<b>21</b>			



**Cincere MASON**

**DB • 6-0 • 217 • Sr.-TR**

Atlanta, Ga.  
(Kennesaw State Univ.)

- Has played in all 6 games this year, including a start vs. Oklahoma.
- Played in 31 games with 28 starts at Kennesaw State from 2018 to 2020, including five games with four starts in the spring of 2021.
- Started all 14 games in 2019 for the No. 3 total defense in FCS.
- Picked off a pass in each of the final 3 games of 2018, including one in each FCS playoff game against Wofford and South Dakota State.


MASON'S GAME-BY-GAME STATS											
Date	Opponent	UA-AT-TT	TFL	SACK	INT	PD	F/R				
8/30/18	at Georgia State	2-1-3	0.0-0	0.0-0	0	1	0/0				
9/6/18	at Tennessee Tech	1-1-2	0.0-0	0.0-0	1	3	0/0				
9/15/18	ALABAMA STATE*	1-1-2	1.5-9	0.0-0	0	0	0/0				
9/29/18	SAMFORD*	0-2-2	0.0-0	0.0-0	0	0	0/0				
10/6/18	PRESBYTERIAN*	2-0-2	0.0-0	0.0-0	0	0	0/0				
10/27/18	at Charleston So.*	2-1-3	0.5-1	0.0-0	0	0	0/1				
11/10/18	at Monmouth*	1-0-1	0.0-0	0.0-0	0	0	0/0				
11/17/18	JACKSONVILLE ST.*	2-0-2	0.0-0	0.0-0	1	1	0/0				
12/1/18	WOFFORD*	2-2-4	0.0-0	0.0-0	1	1	0/0				
12/8/18	SOUTH DAKOTA ST.*	2-1-3	0.5-1	0.0-0	1	1	0/0				
8/31/19	POINT*	3-1-4	0.0-0	0.0-0	0	0	0/0				
9/7/19	at Kent State*	4-0-4	0.0-0	0.0-0	0	0	0/0				
9/14/19	at Alabama State*	2-1-3	0.0-0	0.0-0	0	0	0/0				
9/21/19	at Missouri State*	2-2-4	0.5-1	0.0-0	0	0	0/0				
9/28/19	REINHARDT*	1-1-2	0.0-0	0.0-0	0	0	0/0				
10/12/19	CHARLESTON SO.*	2-0-2	1.0-1	0.0-0	0	0	0/0				
10/19/19	at Presbyterian*	2-0-2	0.0-0	0.0-0	0	1	1/0				
11/2/19	MONMOUTH*	3-0-3	0.0-0	0.0-0	0	0	0/0				
11/9/19	at Campbell*	4-2-6	0.0-0	0.0-0	0	0	0/0				
11/16/19	at Hampton*	1-3-4	1.0-1	0.0-0	0	0	0/0				
11/23/19	GARDNER-WEBB*	1-2-3	0.0-0	0.0-0	1	1	0/0				
11/30/19	at Wofford*	2-0-2	0.0-0	0.0-0	0	0	0/1				
11/7/19	at Weber State*	0-3-3	0.0-0	0.0-0	0	2	0/0				
3/13/21	CHARLESTON SO.*	1-2-3	0.0-0	0.0-0	0	0	0/0				
3/20/21	DIXIE STATE*	2-0-2	0.0-0	0.0-0	0	2	0/0				
4/3/21	ROBERT MORRIS*	4-1-5	0.0-0	0.0-0	0	2	0/1				
4/10/21	at Monmouth*	5-2-7	1.0-4	0.0-0	0	0	0/0				
9/4/21	vs. Stanford	2-1-3	0.0-0	0.0-0	0	0	0/0				
9/11/21	S. ILLINOIS	1-0-1	0.0-0	0.0-0	0	0	0/0				
9/18/21	NEVADA	2-0-2	0.0-0	0.0-0	0	0	0/0				
9/25/21	at Oklahoma St.	1-1-2	0.0-0	0.0-0	0	1	0/0				
10/2/21	OKLAHOMA*	1-1-2	0.0-0	0.0-0	0	0	0/0				
10/16/21	IOWA STATE	1-1-2	0.0-0	0.0-0	0	0	0/0				

**2018-20 Seasons at Kennesaw State**

\* denotes game started; **Bold Italics** denotes career high

MASON'S CAREER STATS							
Year	G/S	UA-AT-TT	TFL	SACK	INT	PD	F/R
2018 <sup>^</sup>	12/10	15-9-24	2.5-11	0.0-0	4	7	0/1
2019 <sup>^</sup>	14/14	27-15-42	2.5-3	0.0-0	1	4	1/1
2020 <sup>^</sup>	5/4	13-4-17	1.0-4	0.0-0	0	4	0/1
2021	6/1	8-4-12	0.0-0	0.0-0	0	1	0/0
TOTAL	37/29	63-32-95	6.0-18	0.0-0	5	16	1/3





**Landry WEBER**  
WR • 5-10 • 187 • Sr.-3L  
Lenexa, Kan.  
(Bishop Miege)

12

- Has played in 36 career games, but was limited in 2020 due to injury.
- Put together a career-best game this year vs. OU with 4 catches for 65 yds and his first-career TD.
- A semifinalist for the 2021 Campbell Trophy.
- A three-time First Team Academic All-Big 12 honoree.
- Father, Stan, was a QB for K-State from 1980 to 1984 and has served as the analyst for the K-State Sports Network since 1987.


## WEBER'S GAME-BY-GAME RECEIVING

Date	Opponent	No	Yds	TD	LG
8/31/19	NICHOLLS*	2	20	0	13
9/14/19	at Mississippi State	1	23	0	23
10/5/19	BAYLOR	1	6	0	6
11/2/19	at Kansas	1	18	0	18
11/16/19	WEST VIRGINIA*	2	50	0	35
9/11/21	SOUTHERN ILLINOIS	2	30	0	21
9/25/21	at Oklahoma State*	1	11	0	11
10/2/21	OKLAHOMA	4	65	1	28
10/16/21	IOWA STATE	1	11	0	11

\* denotes game started; **Bold Italics** denotes career high

## WEBER'S CAREER STATS

Year	G/S	NO	YDS	AVG	TD	LG
2019	13/2	7	117	16.7	0	35
2021	6/1	8	117	14.6	1	28
<b>TOTAL</b>	<b>36/3</b>	<b>15</b>	<b>234</b>	<b>15.6</b>	<b>1</b>	<b>35</b>



**Chabastin TAYLOR**  
WR • 6-4 • 220 • Sr.-3L  
Mansfield, Texas  
(Lake Ridge)

13

- Started all 10 contests in 2020, but has been working back from a significant injury in the final game of the year.
- Has seen time in 3 games this year.
- Made 9 starts last season and 11 total in his career.

## TAYLOR'S GAME-BY-GAME STATS

Date	Opponent	No	Yds	TD	LG
9/15/18	UTSA	1	5	0	5
11/24/18	at Iowa State	2	17	1	9
8/31/19	NICHOLLS	1	34	0	34
9/7/19	BOWLING GREEN	4	21	0	9
10/19/19	TCU	1	10	0	10
11/23/19	at Texas Tech	3	74	1	48
11/30/19	IOWA STATE*	1	22	0	22
9/12/20	ARKANSAS STATE*	4	98	0	42
9/26/20	at Oklahoma	2	45	1	39
10/3/20	TEXAS TECH*	2	16	0	9
10/10/20	at TCU*	2	10	0	7
10/24/20	KANSAS*	4	68	0	37
10/31/20	at West Virginia*	3	19	0	9
11/21/20	at Iowa State*	2	37	0	29

\* denotes game started; **Bold Italics** denotes career high

## TAYLOR'S CAREER STATS

Year	G/S	NO	YDS	AVG	TD	LG
2018	5/0	3	22	7.3	1	9
2019	13/2	10	161	16.1	1	48
2020	10/9	19	293	15.4	1	42
<b>TOTAL</b>	<b>32/11</b>	<b>32</b>	<b>476</b>	<b>14.9</b>	<b>3</b>	<b>48</b>



**Robert HENTZ II**  
DT • 6-0 • 285 • Sr.-1L  
Batesville, Miss.  
(NW Mississippi CC)

15

- Has played in all 16 games since the beginning of last year as a regular member of the playing rotation.
- Earned NJCAA All-America honors while playing at NW Mississippi CC in 2019.


## HENTZ II'S GAME-BY-GAME STATS

Date	Opponent	UA-AT-TT	TFL	SACK	INT	PD	F/R
9/12/20	ARKANSAS STATE	1-1-2	0.0-0	0.0-0	0	0	0/0
9/26/20	at Oklahoma	0-1-1	0.0-0	0.0-0	0	0	0/0
10/3/20	TEXAS TECH	1-1-2	0.0-0	0.0-0	0	0	0/0
10/10/20	at TCU	1-0-1	0.0-0	0.0-0	0	0	0/0
10/24/20	KANSAS	1-0-1	0.0-0	0.0-0	0	0	0/0
10/31/20	at West Virginia	1-0-1	0.0-0	0.0-0	0	0	0/0
11/7/20	OKLAHOMA STATE	0-1-1	0.0-0	0.0-0	0	0	0/0
11/21/20	at Iowa State	0-1-1	0.0-0	0.0-0	0	0	0/0
12/5/20	TEXAS	0-1-1	0.0-0	0.0-0	0	0	0/0
9/11/21	S. ILLINOIS	1-1-2	0.0-0	0.0-0	0	0	0/0
9/18/21	NEVADA	0-0-0	0.0-0	0.0-0	0	1	0/0
9/25/21	at Oklahoma St.	0-1-1	0.0-0	0.0-0	0	0	0/0
10/16/21	IOWA STATE	0-1-1	0.5-2	0.0-0	0	0	0/0

**Bold Italics** denotes career high

## HENTZ II'S CAREER STATS

Year	G/S	UA-AT-TT	TFL	SACK	INT	PD	F/R
2020	10/0	5-6-11	0.0-0	0.0-0	0	0	0/0
2021	6/0	1-3-4	0.5-2	0.0-0	0	1	0/0
<b>TOTAL</b>	<b>16/0</b>	<b>6-9-15</b>	<b>0.5-2</b>	<b>0.0-0</b>	<b>0</b>	<b>1</b>	<b>0/0</b>



**Will HOWARD**  
QB • 6-4 • 235 • So.-1L  
Downingtown, Pa.  
(Downingtown)

15

- Has played in 3 games this year, including starts against Nevada and Oklahoma State.
- Had a career-high 2 rush TDs vs. the Wolf Pack, both of which came in the 4th Q as K-State broke a 17-17 tie.
- Started the final 7 games of the 2020 season, one of just 4 true FR QBs in the nation to make at least 7 starts last year.
- Set the school record for passing TDs by a FR, while his passing yds and total offense (1,542) total ranked 3rd.
- Ranked 5th in school history among FR in rushing yards, and he is the only QB to reach the top-5 in that category.
- Averaged 13.09 yds per comp. in 2020, the 2nd-highest nationally among true FR.
- Earned his first-career start at TCU, becoming the first true FR QB in school history earn the win in his first-career road start.

## HOWARD'S GAME-BY-GAME PASSING

Date	Opponent	C-A-I	Yds	TD	LG
9/12/20	ARKANSAS STATE	1-1-0	24	0	24
10/3/20	TEXAS TECH	7-12-0	173	1	70
10/10/20	at TCU*	8-19-1	117	0	45
10/24/20	KANSAS*	17-24-0	243	2	37
10/31/20	at West Virginia*	19-37-3	184	1	35
11/7/20	OKLAHOMA STATE*	10-21-1	143	1	58
11/21/20	at Iowa State*	3-9-1	32	0	29
11/28/20	at Baylor*	9-18-2	88	1	49
12/5/20	TEXAS*	16-27-2	174	2	29
9/11/21	SOUTHERN ILLINOIS	8-17-1	76	0	21
9/18/21	NEVADA*	7-10-0	123	1	68
9/25/21	at Oklahoma State*	4-12-0	50	0	23

\* denotes game started; **Bold Italics** denotes career high

## HOWARD'S GAME-BY-GAME RUSHING

Date	Opponent	No	Yds	TD	LG
9/12/20	ARKANSAS STATE	1	-1	0	0
10/3/20	TEXAS TECH	5	8	0	3
10/10/20	at TCU*	13	86	1	80
10/24/20	KANSAS*	6	23	0	9
10/31/20	at West Virginia*	7	-9	0	6
11/7/20	OKLAHOMA STATE*	14	125	1	69
11/21/20	at Iowa State*	5	12	0	13
11/28/20	at Baylor*	9	41	1	24
12/5/20	TEXAS*	18	79	0	25
9/11/21	SOUTHERN ILLINOIS	8	9	1	7
9/18/21	NEVADA*	12	56	2	19
9/25/21	at Oklahoma State*	3	28	0	37

\* denotes game started; **Bold Italics** denotes career high

## HOWARD'S CAREER PASSING STATS

Year	G/S	C-A-I	Pct.	Yds	TD	Lg	Eff.
2020	9/7	90-168-10	53.6	1,178	8	70	116.3
2021	3/2	19-39-1	48.7	249	1	68	105.7
<b>TOTAL</b>	<b>12/9</b>	<b>109-207-11</b>	<b>52.7</b>	<b>1,427</b>	<b>9</b>	<b>70</b>	<b>114.3</b>

## HOWARD'S CAREER RUSHING STATS

Year	G/S	NO	YDS	AVG	TD	LG
2020	9/7	78	364	4.7	3	80
2021	3/2	23	93	4.0	3	37
<b>TOTAL</b>	<b>12/9</b>	<b>101</b>	<b>457</b>	<b>4.5</b>	<b>6</b>	<b>80</b>



**Ross ELDER**  
DB • 6-1 • 192 • Sr.-2L  
Kansas City, Mo.  
(Rockhurst)

19

- A two-year special teams standout who earned his first 7 career starts in 2020... Also started the 2021 opener.
- A three-time First Team Academic All-Big 12 performer.

## ELDER'S GAME-BY-GAME STATS

Date	Opponent	UA-AT-TT	TFL	SACK	INT	PD	F/R
9/15/18	UTSA	0-2-2	0.0-0	0.0-0	0	1	0/0
10/6/18	at Baylor	0-1-1	0.0-0	0.0-0	0	0	0/0
11/3/18	at TCU	0-1-1	0.0-0	0.0-0	0	0	0/0
10/19/19	TCU	0-1-1	0.0-0	0.0-0	0	0	0/0
11/2/19	at Kansas	1-0-1	0.0-0	0.0-0	0	0	0/1
9/26/20	at Oklahoma*	1-5-6	0.0-0	0.0-0	0	0	0/0
10/3/20	TEXAS TECH*	4-1-5	0.0-0	0.0-0	0	0	0/0
10/10/20	at TCU*	2-1-3	0.0-0	0.0-0	0	1	0/0
10/24/20	KANSAS*	6-0-6	0.0-0	0.0-0	0	0	0/0
10/31/20	at West Virginia*	4-2-6	0.0-0	0.0-0	0	0	0/0
11/7/20	OKLAHOMA ST.*	2-0-2	0.0-0	0.0-0	0	0	0/0
11/21/20	at Iowa State	2-2-4	0.0-0	0.0-0	0	0	0/0
11/28/20	at Baylor*	3-3-6	1.0-3	0.0-0	0	0	0/0
12/5/20	TEXAS	1-2-3	0.0-0	0.0-0	0	0	0/0
9/4/21	vs. Stanford*	1-0-1	0.0-0	0.0-0	0	0	0/0
9/11/21	S. ILLINOIS	1-0-1	0.0-0	0.0-0	0	1	0/0
9/18/21	NEVADA	3-0-3	0.0-0	0.0-0	0	1	0/0
9/25/21	at Oklahoma St.	1-1-2	0.0-0	0.0-0	0	0	0/0
10/16/21	IOWA STATE	2-1-3	0.0-0	0.0-0	0	0	0/0

\* denotes game started; **Bold Italics** denotes career high

## ELDER'S CAREER STATS

Year	G/S	UA-AT-TT	TFL	SACK	INT	PD	F/R
2018	11/0	0-4-4	0.0-0	0.0-0	0	1	0/0
2019	13/0	1-1-2	0.0-0	0.0-0	0	0	0/1
2020	9/7	25-16-41	1.0-3	0.0-0	0	1	0/0
2021	6/1	8-3-10	0.0-0	0.0-0	0	2	0/0
<b>TOTAL</b>	<b>39/8</b>	<b>34-23-57</b>	<b>1.0-3</b>	<b>0.0-0</b>	<b>0</b>	<b>4</b>	<b>0/1</b>



**Sammy WHEELER**  
TE • 6-5 • 236 • Jr.-2L  
Lenexa, Kan.  
(St. James Academy)

19

- A former QB who moved to TE during 2019 spring practices.
- Registered his first-career TD on a 16-yd reception vs. KU in 2020.
- Father, Sean, and uncle, Mike, were WRs at K-State in the late 1980s.

## WHEELER'S GAME-BY-GAME STATS

Date	Opponent	No	Yds	TD	LG
9/28/19	at Oklahoma State	1	39	0	39
10/5/19	BAYLOR	1	13	0	13
10/26/19	OKLAHOMA	2	26	0	19
9/12/20	ARKANSAS STATE	1	24	0	24
9/26/20	at Oklahoma*	1	17	0	17
10/24/20	KANSAS	1	16	1	16
10/31/20	at West Virginia	3	19	0	8
11/7/20	OKLAHOMA STATE	1	58	0	58
9/18/21	NEVADA	1	6	0	6
9/25/21	at Oklahoma State	1	18	0	18
10/2/21	OKLAHOMA	1	6	0	6

**Bold Italics** denotes career high

## WHEELER'S CAREER STATS

Year	G/S	No	Yds	Avg	TD	Lg
2019	7/0	4	78	19.5	0	39
2020	7/1	7	134	19.1	1	58
2021	6/0	3	30	10.0	0	18
<b>TOTAL</b>	<b>20/1</b>	<b>14</b>	<b>242</b>	<b>17.3</b>	<b>1</b>	<b>58</b>



**Joe ERVIN**

**RB • 5-8 • 178 • So.-SQ**

Rock Hill, S.C.  
(South Pointe)

**20**

- Returns in 2021 after opting out of the 2020 season, playing in all 6 games with starts vs. Nevada and at Oklahoma State.
- Set career highs in carries (11), yds (82) and long rush (22) to go along with his 2nd-career TD vs. the Wolf Pack.
- Played in 4 games in 2019 as he preserved his redshirt.

#### ERVIN'S GAME-BY-GAME RUSHING

Date	Opponent	No	Yds	TD	LG
9/7/19	BOWLING GREEN	8	28	1	6
10/5/19	BAYLOR	5	21	0	12
11/2/19	at Kansas	10	46	0	13
9/4/21	vs. Stanford	5	2	0	6
9/11/21	SOUTHERN ILLINOIS	8	47	0	14
9/18/21	NEVADA*	11	82	1	22
9/25/21	at Oklahoma State*	1	5	0	5
10/2/21	OKLAHOMA	7	33	0	13
10/16/21	IOWA STATE	8	48	0	13

*Bold Italics* denotes career high

#### ERVIN'S CAREER RUSHING STATS

YEAR	G/S	NO	YDS	AVG	TD	LG
2019	4/0	23	95	4.1	1	13
2021	6/2	40	217	5.4	1	22
<b>TOTAL</b>	<b>10/2</b>	<b>63</b>	<b>312</b>	<b>5.0</b>	<b>2</b>	<b>22</b>



**Daniel GREEN**

**LB • 6-3 • 234 • Jr.-2L**

Portland, Ore.  
(Madison)

**22**

- Leads the team in tackles despite missing 2 full halves due to targeting calls.
- Part of the regular rotation at LB last year with 2 starts.
- Named one of the top 250 prospects in the Class of 2017 by Rivals.


#### GREEN'S GAME-BY-GAME STATS

Date	Opponent	UA-AT-TT	TFL	SACK	INT	PD	F/R
8/31/19	NICHOLLS	0-0-0	0-0-0	0-0-0	0	1	0/0
9/7/19	BOWLING GREEN	4-0-4	1-0-11	1-0-11	0	1	0/0
9/14/19	at Mississippi St.	0-7-7	0-5-1	0-0-0	0	0	0/1
9/28/19	at Oklahoma St.	4-0-4	0-0-0	0-0-0	0	0	0/0
10/5/19	BAYLOR	2-0-2	1-0-4	0-0-0	0	0	0/0
10/19/19	TCU	2-3-5	1-0-1	1-0-1	0	1	0/0
10/26/19	OKLAHOMA	1-1-2	0-0-0	0-0-0	0	0	0/0
11/2/19	at Kansas	1-0-1	0-0-0	0-0-0	0	0	0/0
11/9/19	at Texas	0-1-1	0-0-0	0-0-0	0	0	0/0
11/16/19	WEST VIRGINIA	1-1-2	0-0-0	0-0-0	0	0	0/0
11/23/19	at Texas Tech	1-2-3	0-0-0	0-0-0	0	0	0/0
12/31/19	vs. Navy	2-1-3	0-0-0	0-0-0	0	0	0/0
9/12/20	ARKANSAS STATE	4-0-4	0-0-0	0-0-0	0	0	0/0
9/26/20	at Oklahoma	0-1-1	0-0-0	0-0-0	0	0	0/0
10/3/20	TEXAS TECH	1-0-1	0-0-0	0-0-0	0	0	0/0
10/10/20	at TCU	3-0-3	1-0-8	1-0-8	0	0	0/0
10/24/20	KANSAS	1-0-1	0-0-0	0-0-0	0	0	0/0
10/31/20	at West Virginia	6-1-7	1-0-2	0-0-0	0	0	0/0
11/7/20	OKLAHOMA STATE	1-1-2	0-0-0	0-0-0	0	0	0/0
11/21/20	at Iowa State*	4-2-6	0-0-0	0-0-0	0	1	0/0
11/28/20	at Baylor*	7-6-13	2-5-3	1-5-2	0	1	0/0
12/5/20	TEXAS	1-0-1	1-0-2	0-0-0	0	0	0/0
9/4/21	vs. Stanford*	4-5-9	0-0-0	0-0-0	0	0	0/0
9/11/21	S. ILLINOIS	4-0-4	0-0-0	0-0-0	0	0	0/1
9/18/21	NEVADA*	9-0-9	1-0-5	1-0-5	0	0	0/0
9/25/21	at Oklahoma St.*	2-1-3	1-0-1	0-0-0	0	0	0/0
10/2/21	OKLAHOMA*	2-1-3	1-0-4	0-0-0	0	0	0/0
10/16/21	IOWA STATE*	5-1-6	0-5-2	0-0-0	0	0	0/0

\* denotes game started; *Bold Italics* denotes career high

#### GREEN'S CAREER STATS

Year	G/S	UA-AT-TT	TFL	SACK	INT	PD	F/R
2019	13/0	18-16-34	3.5-17	2.0-12	0	3	1/1
2020	10/2	28-11-39	5.5-15	2.5-10	0	2	0/0
2021	6/5	26-8-34	3.5-12	1.0-5	0	0	0/1
<b>TOTAL</b>	<b>29/7</b>	<b>71-35-106</b>	<b>12.5-44</b>	<b>5.5-27</b>	<b>0</b>	<b>5</b>	<b>1/1</b>



**Deuce VAUGHN**

**RB • 5-6 • 173 • So.-1L**

Round Rock, Texas  
(Cedar Ridge)

**22**

- A 2021 Preseason All-American by Phil Steele, *USA TODAY*, *The Athletic*, CBS Sports and 247Sports.
- On the 2021 watch lists for the Maxwell Award, Doak Walker Award and Earl Campbell Tyler Rose Award.
- Ranks 4th nationally in career all-purpose yds per game at 124.87.
- Is 2 yds shy of totaling 2,000 career all-purpose yds as he tries to be the 3rd player to do so in his sophomore year but with this being his 17th career game, he would be faster to 2,000 all-purpose yds than the other 2 players (Tyler Lockett: 18; Darren Sproles: 19).
- Has been a receiving threat through his career, totaling 668 yds to rank 3rd in school history among all RBs and FBs.
- Leads all Big 12 RBs in catches and yds, while he ranks 2nd in the nation among RBs in receiving yds since the beginning of 2020.
- Has 2 of the 100-yd receiving games in school history out of just 7 among all RBs/FBs.
- Trying to become the first player in school history – and 11th in Big 12 history – with 1,000 rushing yds and 1,000 receiving yds in a career.
- Saw a 5-game streak with 100 yds rushing snapped at OSU, which was tied for the 2nd-longest streak in school history.
- Broke the 1,000-yd career rushing mark during the Nevada game, the 4th player in school history to reach 1,000 yds prior to the end of his sophomore season (Darren Sproles, Alex Barnes, Daniel Sams).
- Hit the 1,000-yd mark on his 183rd career carry, the 5th fastest in school history to the career milestone.
- Talled 10 catches vs. OU, tied for the most by a K-State RB in the Big 12 era (Darren Sproles vs. Texas Tech, 2004).
- Registered 3 rushing TDs vs. Southern Illinois, the first time a Wildcat had 3 rushing TDs since Skylar Thompson last year at OU and the first by a K-State running back since Barnes had 4 TDs vs. OSU in 2018.
- Teamed with Malik Knowles (112 receiving yds) vs. SIU to give the Wildcats a player with 100 rushing yds and a player with 100 receiving yds since 2014 vs. Texas Tech.
- One of the top true FR in the nation in 2020, earning True FR of the Year honors from 247Sports in addition to numerous All-America and Freshman All-America honors.
- Named the Big 12 Offensive Freshman of the Year by the league's coaches and a Second Team All-Big 12 pick, the first Wildcat true FR in the Big 12 era (since 1996) to earn First or Second Team All-Big 12 honors on offense.

#### VAUGHN'S GAME-BY-GAME RUSHING

Date	Opponent	No	Yds	TD	LG
9/12/20	ARKANSAS STATE	12	47	1	19
9/26/20	at Oklahoma*	8	35	1	28
10/3/20	TEXAS TECH*	16	113	1	22
10/10/20	at TCU	14	43	0	10
10/24/20	KANSAS*	11	71	1	24
10/31/20	at West Virginia*	9	22	0	7
11/7/20	OKLAHOMA STATE	17	40	0	10
11/21/20	at Iowa State*	7	44	0	23
11/28/20	at Baylor*	19	102	1	38
12/5/20	TEXAS*	10	125	2	31
9/4/21	vs. Stanford*	13	124	1	59
9/11/21	SOUTHERN ILLINOIS*	26	120	3	16
9/18/21	NEVADA*	23	127	1	14
9/25/21	at Oklahoma State*	13	22	0	7
10/2/21	OKLAHOMA*	15	51	0	13
10/16/21	IOWA STATE*	18	99	0	22

\* denotes game started; *Bold Italics* denotes career high

#### VAUGHN'S GAME-BY-GAME RECEIVING

Date	Opponent	No	Yds	TD	LG
9/12/20	ARKANSAS STATE	1	24	0	24
9/26/20	at Oklahoma*	4	129	0	77
10/3/20	TEXAS TECH*	3	81	1	70
10/10/20	at TCU	1	45	0	45
10/24/20	KANSAS*	4	81	0	36
10/31/20	at West Virginia*	2	1	0	5
11/7/20	OKLAHOMA STATE	1	5	0	5
11/21/20	at Iowa State*	2	4	0	6
11/28/20	at Baylor*	3	19	1	8
12/5/20	TEXAS*	4	45	0	20
9/4/21	vs. Stanford*	2	12	0	6
9/11/21	SOUTHERN ILLINOIS*	2	1	1	5
9/18/21	NEVADA*	1	16	0	16
9/25/21	at Oklahoma State*	5	73	1	55
10/2/21	OKLAHOMA*	10	104	1	33
10/16/21	IOWA STATE*	3	28	0	19

\* denotes game started; *Bold Italics* denotes career high

#### VAUGHN'S GAME-BY-GAME KOR

Date	Opponent	No	Yds	TD	LG
11/21/20	at Iowa State	5	94	0	34
12/5/20	TEXAS	2	51	0	40

*Bold Italics* denotes career high

#### VAUGHN'S CAREER RUSHING STATS


YEAR	G/S	NO	YDS	AVG	TD	LG
2020	10/7	123	642	5.2	7	38
2021	6/6	108	543	5.0	5	59
<b>TOTAL</b>	<b>16/13</b>	<b>231</b>	<b>1,185</b>	<b>5.1</b>	<b>12</b>	<b>59</b>

#### VAUGHN'S CAREER RECEIVING STATS

YEAR	G/S	NO	YDS	AVG	TD	LG
2020	10/7	25	434	17.4	2	77
2021	6/6	23	234	10.2	2	55
<b>TOTAL</b>	<b>16/13</b>	<b>48</b>	<b>668</b>	<b>13.9</b>	<b>4</b>	<b>77</b>

#### VAUGHN'S CAREER KOR STATS

Year	G	No	Yds	Avg	TD	Lg
2020	10	7	145	20.7	0	40
<b>TOTAL</b>	<b>16</b>	<b>7</b>	<b>145</b>	<b>20.7</b>	<b>0</b>	<b>40</b>



**Julius BRENTS**

**DB • 6-4 • 204 • Jr.-TR**

Indianapolis, Ind.  
(Univ. of Iowa)

**23**

- Played in 19 games over 3 seasons at Iowa, which included the 2019 campaign when he was injured after one game.
- Has started the first 6 games of 2021, his first 6 starts since doing so in 5 games as a true FR in 2018.
- Rated the 28th-best CB in the Class of 2018 by 247Sports.
- Stands 6-foot-4, the tallest K-State DB since 2016.

#### BRENTS' GAME-BY-GAME STATS

Date	Opponent	UA-AT-TT	TFL	SACK	INT	PD	F/R
9/22/18	WISCONSIN	2-2-4	0-0-0	0-0-0	0	0	0/0
10/6/18	at Minnesota*	1-2-3	0-0-0	0-0-0	1	3	0/0
10/13/18	at Indiana*	1-0-1	0-0-0	0-0-0	0	0	0/0
10/27/18	at Penn State*	3-0-3	0-0-0	0-0-0	0	0	0/0
11/3/18	at Purdue*	1-1-2	0-0-0	0-0-0	0	1	0/0
10/24/20	at Purdue	1-3-4	0-0-0	0-0-0	0	0	0/0
11/13/20	at Minnesota	0-0-0	0-0-0	0-0-0	0	1	0/0
9/4/21	vs. Stanford*	4-1-5	0-0-0	0-0-0	0	0	0/0
9/11/21	S. ILLINOIS*	6-0-6	0-0-0	0-0-0	0	1	0/0
9/18/21	NEVADA*	1-0-1	0-0-0	0-0-0	0	0	0/0
9/25/21	at Oklahoma St.*	6-0-6	0-0-0	0-0-0	0	0	0/0
10/2/21	OKLAHOMA*	1-0-1	0-0-0	0-0-0	1	1	0/0
10/16/21	IOWA STATE*	1-1-2	1-0-3	0-0-0	0	0	0/0


2018-20 Seasons at Iowa

\* denotes game started; *Bold Italics* denotes career high

#### BRENTS' CAREER STATS

Year	G/S	UA-AT-TT	TFL	SACK	INT	PD	F/R
2018*	11/5	8-5-13	0-0-0	0-0-0	1	4	0/0
2020*	7/0	1-3-4	0-0-0	0-0-0	0	1	0/0
2021	6/6	19-2-21	1-0-3	0-0-0	1	2	0/0
<b>TOTAL</b>	<b>25/11</b>	<b>28-10-38</b>	<b>1-0-3</b>	<b>0-0-0</b>	<b>2</b>	<b>7</b>	<b>0/0</b>

\* at Iowa


**Ekow  
BOYE-DOE**
**DB • 6-0 • 170 • Jr.-2L**  
Lawrence, Kan.  
(Lawrence)

25

- Started the first 8 Big 12 games at CB in 2020 – the first starts of his career – and also started the first 6 games of 2021.
- Ranked 11th in the Big 12 in passes defended last year.
- From Lawrence, Kansas, but born in Accra, Ghana.

## BOYE-DOE'S GAME-BY-GAME STATS

Date	Opponent	UA-AT-TT	TFL	SACK	INT	PD	F/R
8/31/19	NICHOLLS	1-0-1	0.0-0	0.0-0	0	0	0/0
9/26/20	at Oklahoma*	4-1-5	0.0-0	0.0-0	0	1	0/0
10/3/20	TEXAS TECH*	4-1-5	1.0-3	0.0-0	0	2	0/0
10/10/20	at TCU*	2-1-3	0.0-0	0.0-0	0	1	0/0
10/24/20	KANSAS*	1-0-1	0.0-0	0.0-0	0	0	0/0
10/31/20	at West Virginia*	2-1-3	0.0-0	0.0-0	0	1	0/0
11/7/20	OKLAHOMA STATE*	3-0-3	0.0-0	0.0-0	0	1	0/0
11/21/20	at Iowa State*	1-2-3	0.0-0	0.0-0	0	0	0/0
11/28/20	at Baylor*	0-2-2	0.0-0	0.0-0	0	1	0/0
9/4/21	vs. Stanford*	0-1-1	0.0-0	0.0-0	0	0	0/0
9/11/21	S. ILLINOIS*	1-1-2	0.0-0	0.0-0	0	0	0/0
9/18/21	NEVADA*	2-0-2	0.0-0	0.0-0	0	0	0/0
9/25/21	at Oklahoma St.*	0-1-1	0.0-0	0.0-0	0	0	0/0
10/2/21	OKLAHOMA*	0-2-2	0.0-0	0.0-0	0	0	0/0

\* denotes game started; **Bold Italics** denotes career high

## BOYE-DOE'S CAREER STATS

Year	G/S	UA-AT-TT	TFL	SACK	INT	PD	F/R
2019	7/0	1-0-1	0.0-0	0.0-0	0	0	0/0
2020	8/8	17-8-25	1.0-3	0.0-0	0	7	0/0
2021	6/6	3-5-8	0.0-0	0.0-0	0	0	0/0
<b>TOTAL</b>	<b>21/14</b>	<b>21-13-34</b>	<b>1.0-3</b>	<b>0.0-0</b>	<b>0</b>	<b>7</b>	<b>0/0</b>


**Jax  
DINEEN**
**FB • 5-10 • 244 • Jr.-2L**  
Lawrence, Kan.  
(Free State)

29

- Played in 9 games with 4 starts last year, including the OSU game when he caught 4 passes for 35 yds.
- His 4 receptions vs. OSU were most by a K-State FB since Rock Cartwright vs. Texas Tech in 2001 (6).
- Also has started 4 games this year.
- Older brother, Joe, was a LB at Kansas (2014-18) while another brother, Jay, is a senior linebacker at KU.

## DINEEN'S GAME-BY-GAME RECEIVING

Date	Opponent	No	Yds	TD	LG
8/31/19	NICHOLLS	1	9	0	9
10/26/19	OKLAHOMA	1	5	0	5
11/23/19	at Texas Tech	1	10	0	10
9/12/20	ARKANSAS STATE*	1	24	0	24
10/31/20	at West Virginia	2	19	0	12
11/7/20	OKLAHOMA STATE*	4	35	0	16
9/11/21	SOUTHERN ILLINOIS	1	3	0	3

**Bold Italics** denotes career high

## DINEEN'S CAREER RECEIVING STATS

Year	G/S	NO	YDS	AVG	TD	LG
2019	12/1	3	24	8.0	0	10
2020	9/3	7	78	11.1	0	24
2021	5/4	1	3	3.0	0	3
<b>TOTAL</b>	<b>26/8</b>	<b>11</b>	<b>105</b>	<b>9.5</b>	<b>0</b>	<b>24</b>


**Jahron  
McPHERSON**
**DB • 6-1 • 200 • Sr.-3L**  
Basehor, Kan.  
(Butler CC)

31

- Has played in all 6 games this year with starts in the last 5.
- Started all 10 games at safety in 2020, earning All-Big 12 honors.
- Led the team with 54 tackles a year ago.
- Carded a career-high 11 tackles – including a TFL – forced a fumble that K-State recovered and an INT in the 4th quarter to seal the win at Oklahoma.
- First Wildcat since 2002 to have double-digit tackles, a TFL, an INT and a forced fumble in the same game (Bryan Hickman vs. ISU).
- Voted a team captain for a second-straight year.

## McPHERSON'S GAME-BY-GAME STATS

Date	Opponent	UA-AT-TT	TFL	SACK	INT	PD	F/R
9/1/18	SOUTH DAKOTA	1-0-1	0.0-0	0.0-0	0	0	0/0
9/8/18	MISSISSIPPI STATE	1-0-1	0.0-0	0.0-0	0	0	0/0
9/15/18	UTSA	1-1-2	0.0-0	0.0-0	0	0	0/0
9/22/18	at West Virginia	2-0-2	0.0-0	0.0-0	1	1	0/0
10/13/18	OKLAHOMA STATE	2-0-2	0.0-0	0.0-0	0	0	0/0
10/27/18	at Oklahoma	2-2-4	0.0-0	0.0-0	0	2	0/0
11/3/18	at TCU	1-0-1	0.0-0	0.0-0	0	2	0/0
11/10/18	KANSAS*	2-1-3	0.0-0	0.0-0	0	0	0/0
11/24/18	at Iowa State	2-1-3	0.0-0	0.0-0	0	0	0/0
8/31/19	NICHOLLS*	3-1-4	0.0-0	0.0-0	0	0	0/0
9/7/19	BOWLING GREEN*	1-0-1	0.0-0	0.0-0	0	0	0/0
9/14/19	at Mississippi St.*	2-4-6	1.0-2	0.0-0	0	0	0/0
9/28/19	at Oklahoma State*	2-2-4	0.0-0	0.0-0	0	0	0/0
10/5/19	BAYLOR*	3-0-3	0.0-0	0.0-0	0	0	0/0
10/26/19	OKLAHOMA*	2-1-3	0.0-0	0.0-0	0	0	0/0
11/2/19	at Kansas*	0-1-1	0.0-0	0.0-0	1	1	0/0
11/9/19	at Texas*	1-0-1	0.0-0	0.0-0	0	0	0/0
11/16/19	WEST VIRGINIA*	3-0-3	0.0-0	0.0-0	0	0	0/0
11/23/19	at Texas Tech*	0-1-1	0.0-0	0.0-0	0	0	0/0
11/30/19	IOWA STATE*	4-1-5	0.0-0	0.0-0	0	0	0/0
12/31/19	vs. Navy*	3-1-4	0.0-0	0.0-0	0	0	0/0
9/26/20	at Oklahoma*	6-5-11	1.0-11	0.0-0	1	1	1/0
10/3/20	TEXAS TECH*	6-2-8	0.0-0	0.0-0	1	1	0/0
10/10/20	at TCU*	1-2-3	0.0-0	0.0-0	0	0	0/0
10/24/20	KANSAS*	4-1-5	1.0-1	0.0-0	0	0	0/0
10/31/20	at West Virginia*	7-1-8	0.5-0	0.0-0	0	0	0/0
11/7/20	OKLAHOMA STATE*	7-0-7	0.0-0	0.0-0	0	0	0/0
11/21/20	at Iowa State*	3-1-4	0.0-0	0.0-0	0	1	0/0
11/28/20	at Baylor*	1-4-5	1.0-6	1.0-6	0	2	0/0
12/5/20	TEXAS*	1-2-3	0.0-0	0.0-0	0	0	0/0
9/4/21	vs. Stanford	1-1-2	1.5-3	0.0-0	0	0	1/0
9/11/21	S. ILLINOIS*	5-0-5	1.0-7	1.0-7	0	0	0/0
9/18/21	NEVADA*	2-1-3	1.0-1	0.0-0	0	0	0/0
9/25/21	at Oklahoma St.*	3-1-4	1.0-1	0.0-0	0	0	0/0
10/2/21	OKLAHOMA*	4-1-5	0.0-0	0.0-0	0	0	0/0
10/16/21	IOWA STATE*	5-2-7	0.0-0	0.0-0	0	0	0/0

\* denotes game started; **Bold Italics** denotes career high

## McPHERSON'S CAREER STATS

Year	G/S	UA-AT-TT	TFL	SACK	INT	PD	F/R
2018	10/1	14-5-19	0.0-0	0.0-0	1	3	0/0
2019	13/12	24-12-36	1.0-2	0.0-0	1	1	0/0
2020	10/10	36-18-54	3.5-18	1.0-6	2	5	1/0
2021	6/5	20-6-26	4.5-12	1.0-7	0	0	1/0
<b>TOTAL</b>	<b>39/28</b>	<b>94-41-135</b>	<b>9.0-32</b>	<b>2.0-13</b>	<b>4</b>	<b>9</b>	<b>2/0</b>


**Ben  
SINNOTT**
**FB • 6-4 • 245 • Fr.-RS**  
Waterloo, Iowa  
(Columbus Catholic)

34

- Has played each of the last 5 games after missing the season opener due to injury.
- Prepped at Columbus Catholic in Waterloo, Iowa, the same high school that head coach **Chris Klieman** attended.

## SINNOTT'S GAME-BY-GAME RUSHING

Date	Opponent	No	Yds	TD	LG
10/2/21	OKLAHOMA*	1	9	0	9

**Bold Italics** denotes career high

## SINNOTT'S GAME-BY-GAME RECEIVING

Date	Opponent	No	Yds	TD	LG
9/18/21	NEVADA	1	11	0	11

**Bold Italics** denotes career high


**Taiten  
WINKEL**
**PK • 6-1 • 193 • Jr.-RS**  
Halstead, Kan.  
(Butler CC)

35

- K-State's new place kicker who has made 6-of-8 FGs and been true on 20-of-21 extra-point attempts, including a 5-for-5 effort vs. Nevada.
- Was primarily a punter while at Butler CC as he was just 1-for-3 on FG attempts in 2019.
- Played at Butler CC with current Wildcats **Dawson Delforge** and **Ty Zentner**.

## WINKEL'S GAME-BY-GAME STATS


Date	Opponent	FGM-A	Sequence	XPM-A
9/4/21	vs. Stanford	1-1	(40)	3-3
9/11/21	SOUTHERN ILLINOIS	1-2	(34), 24	4-4
9/18/21	NEVADA	1-1	(37)	5-5
9/25/21	at Oklahoma State	2-2	(32), (45)	2-2
10/2/21	OKLAHOMA	1-1	(30)	4-4
10/16/21	IOWA STATE	0-1	43	2-3

() Indicates made FG

**Bold Italics** denotes career high

## WINKEL'S CAREER STATS

Year	FGM-A	PCT.	1-19	20-29	30-39	40-49	50+
2021	6-8	75.0	0-0	0-1	4-4	2-3	0-0
<b>TOTAL</b>	<b>6-8</b>	<b>75.0</b>	<b>0-0</b>	<b>0-1</b>	<b>4-4</b>	<b>2-3</b>	<b>0-0</b>


**Mason  
BARTA**
**FB • 6-1 • 234 • Sr.-3L**  
Holton, Kan.  
(Holton)

36

- Has seen action in 41 career games, including all 10 last year and the first 6 games of 2021.
- A two-time Academic All-Big 12 honoree.
- Father, Brooks, was a LB for the Wildcats from 1989-92 and current head coach at Holton HS.

## BARTA'S GAME-BY-GAME RECEIVING


Date	Opponent	No	Yds	TD	LG
11/9/19	at Texas*	1	-2	0	0
10/24/20	KANSAS	1	8	0	8

**Bold Italics** denotes career high

## BARTA'S CAREER RECEIVING STATS

Year	G/S	NO	YDS	AVG	TD	LG
2019	13/4	1	-2	-2.0	0	0
2020	10/1	1	8	8.0	0	8
<b>TOTAL</b>	<b>41/5</b>	<b>2</b>	<b>6</b>	<b>3.0</b>	<b>0</b>	<b>8</b>





**Spencer TRUSSELL**  
**DE • 6-3 • 238 • Jr.-2L**  
Arlington, Texas  
(Martin)

**40**

- Has seen action in 17 career games, including each of the first 6 games of 2021
- Carded his 2nd career sack against Stanford.


**TRUSSELL'S GAME-BY-GAME STATS**

Date	Opponent	UA-AT-TT	TFL	SACK	INT	PD	F/R
8/31/19	NICHOLLS	1-0-1	0.0-0	0.0-0	0	0	0/0
9/12/20	ARKANSAS STATE	1-0-1	0.0-0	0.0-0	0	0	0/0
10/24/20	KANSAS	1-0-1	0.0-0	0.0-0	0	0	0/0
11/21/20	at Iowa State	2-0-2	1.0-7	1.0-7	0	0	0/0
9/4/21	vs. Stanford	1-0-1	1.0-3	1.0-3	0	0	0/0
9/18/21	NEVADA	1-0-1	1.0-7	0.0-0	0	0	0/0
9/25/21	at Oklahoma St.	2-0-2	0.0-0	0.0-0	0	0	0/0
10/2/21	OKLAHOMA	2-0-2	1.0-5	0.0-0	0	0	0/0
10/16/21	IOWA STATE	1-0-1	0.0-0	0.0-0	0	0	0/0

*Bold Italics* denotes career high

**TRUSSELL'S CAREER STATS**

Year	G/S	UA-AT-TT	TFL	SACK	INT	PD	F/R
2019	3/0	1-0-1	0.0-0	0.0-0	0	0	0/0
2020	7/0	4-0-4	1.0-7	1.0-7	0	0	0/0
2021	6/0	7-0-7	3.0-9	1.0-3	0	0	0/0
<b>TOTAL</b>	<b>17/0</b>	<b>12-0-12</b>	<b>4.0-16</b>	<b>2.0-10</b>	<b>0</b>	<b>0</b>	<b>0/0</b>



**Austin MOORE**  
**LB • 6-1 • 217 • So.-1L**  
Louisburg, Kan.  
(Louisburg)

**41**

- Part of the regular playing rotation at LB and also saw time on special teams in the first 6 games of 2021.
- Played in 7 games last year, primarily on special teams.


**MOORE'S GAME-BY-GAME STATS**

Date	Opponent	UA-AT-TT	TFL	SACK	INT	PD	F/R
9/26/20	at Oklahoma	0-1-1	0.0-0	0.0-0	0	0	0/0
10/24/20	KANSAS	3-0-3	0.0-0	0.0-0	0	0	0/0
9/11/21	S. ILLINOIS	1-1-2	0.0-0	0.0-0	0	0	0/0

*Bold Italics* denotes career high

**MOORE'S CAREER STATS**

Year	G/S	UA-AT-TT	TFL	SACK	INT	PD	F/R
2020	7/0	3-1-4	0.0-0	0.0-0	0	0	0/0
2021	6/0	1-1-2	0.0-0	0.0-0	0	0	0/0
<b>TOTAL</b>	<b>13/0</b>	<b>4-2-6</b>	<b>0.0-0</b>	<b>0.0-0</b>	<b>0</b>	<b>0</b>	<b>0/0</b>



**Nick ALLEN**  
**LB • 6-0 • 220 • Jr.-2L**  
Overland Park, Kan.  
(Blue Valley Southwest)

**52**

- Has played in 28 games over the last 2-plus years – primarily on special teams – but has been part of the regular rotation at LB this year and earned his first-career start vs. Southern Illinois.
- Picked up First Team Academic All-Big 12 honors in both 2019 and 2020.


**ALLEN'S GAME-BY-GAME STATS**

Date	Opponent	UA-AT-TT	TFL	SACK	INT	PD	F/R
9/7/19	BOWLING GREEN	0-0-0	0.0-0	0.0-0	0	7	0/0
9/28/19	at Oklahoma State	1-0-1	0.0-0	0.0-0	0	0	0/0
10/26/19	OKLAHOMA	1-0-1	0.0-0	0.0-0	0	0	0/0
11/21/20	at Iowa State	2-0-2	0.0-0	0.0-0	0	0	0/0
9/11/21	S. ILLINOIS*	1-0-1	0.0-0	0.0-0	0	0	0/0
9/18/21	NEVADA	1-0-1	0.0-0	0.0-0	0	0	0/0
9/25/21	at Oklahoma St.	7-3-10	0.5-1	0.0-0	0	0	0/0

\* denotes game started; *Bold Italics* denotes career high

**ALLEN'S CAREER STATS**

Year	G/S	UA-AT-TT	TFL	SACK	INT	PD	F/R
2019	13/0	2-0-2	0.0-0	0.0-0	0	1	0/0
2020	9/0	2-0-2	0.0-0	0.0-0	0	0	0/0
2021	6/1	9-3-12	0.5-1	0.0-0	0	0	0/0
<b>TOTAL</b>	<b>28/1</b>	<b>13-3-16</b>	<b>0.5-1</b>	<b>0.0-0</b>	<b>0</b>	<b>1</b>	<b>0/0</b>



**Cody FLETCHER**  
**LB • 6-2 • 226 • Sr.-3L**  
Henrietta, Texas  
(Tyler JC)

**55**

- Has started 9-straight games at LB dating back to last year, the first 9 starts of his career.
- Ranks 2nd on the team in tackles.
- Set a new career high with 10 stops at Oklahoma State.
- Picked up First Team Academic All-Big 12 honors a year ago.


**FLETCHER'S GAME-BY-GAME STATS**

Date	Opponent	UA-AT-TT	TFL	SACK	INT	PD	F/R
9/15/18	UTSA	2-0-2	0.0-0	0.0-0	0	0	0/0
9/22/18	at West Virginia	1-0-1	0.0-0	0.0-0	0	0	0/0
10/6/18	at Baylor	3-3-6	0.0-0	0.0-0	0	0	0/0
11/17/18	TEXAS TECH	2-0-2	0.0-0	0.0-0	0	0	0/0
11/24/18	at Iowa State	0-1-1	0.0-0	0.0-0	0	0	0/0
10/26/19	OKLAHOMA	1-0-1	0.0-0	0.0-0	0	0	0/0
11/9/19	at Texas	3-2-5	0.0-0	0.0-0	0	0	0/0
11/16/19	WEST VIRGINIA	2-0-2	0.0-0	0.0-0	0	0	0/0
11/23/19	at Texas Tech	3-0-3	0.0-0	0.0-0	0	2	0/0
11/30/19	IOWA STATE	1-0-1	0.0-0	0.0-0	0	1	0/0
12/31/19	vs. Navy	0-1-1	0.0-0	0.0-0	0	0	0/0
9/12/20	ARKANSAS STATE	2-0-2	1.0-3	0.0-0	0	0	0/0
9/26/20	at Oklahoma	0-3-3	0.0-0	0.0-0	0	0	0/0
10/3/20	TEXAS TECH	6-1-7	0.0-0	0.0-0	0	1	0/0
10/10/20	at TCU	3-2-5	0.0-0	0.0-0	0	0	0/0
10/24/20	KANSAS	1-0-1	0.0-0	0.0-0	0	0	0/0
10/31/20	at West Virginia	5-2-7	1.0-3	0.0-0	0	0	0/0
11/21/20	at Iowa State*	7-2-9	0.0-0	0.0-0	0	0	0/0
11/28/20	at Baylor*	4-4-8	1.5-4	1.5-4	0	0	0/0
12/5/20	TEXAS*	2-0-2	0.0-0	0.0-0	0	0	0/0
9/4/21	vs. Stanford*	4-4-8	1.5-8	1.0-7	0	0	0/0
9/11/21	S. ILLINOIS*	5-0-5	1.0-3	0.0-0	0	0	0/0
9/18/21	NEVADA*	1-2-3	0.0-0	0.0-0	0	0	0/0
9/25/21	at Oklahoma St.*	4-6-10	0.0-0	0.0-0	0	0	0/0
10/2/21	OKLAHOMA*	1-3-4	0.0-0	0.0-0	0	0	0/0
10/16/21	IOWA STATE*	1-2-3	0.5-1	0.0-0	0	0	0/0

\* denotes game started; *Bold Italics* denotes career high

**FLETCHER'S CAREER STATS**

Year	G/S	UA-AT-TT	TFL	SACK	INT	PD	F/R
2018	12/0	8-4-12	0.0-0	0.0-0	0	0	0/0
2019	7/0	10-3-13	0.0-0	0.0-0	0	3	0/0
2020	10/3	30-14-44	3.5-10	1.5-4	0	1	0/0
2021	6/6	16-17-33	3.0-12	1.0-7	0	0	0/0
<b>TOTAL</b>	<b>35/9</b>	<b>64-38-102</b>	<b>6.5-22</b>	<b>2.5-11</b>	<b>0</b>	<b>4</b>	<b>0/0</b>



**Kade WARNER**  
**WR • 6-1 • 200 • Sr.-TR**  
Scottsdale, Ariz.  
(Univ. of Nebraska)

**85**

- Has been part of the regular rotation at WR in all 6 games this year after transferring in from Nebraska.
- Tallied his first 3 catches as a Wildcat in each of the last 3 games.
- Played in 24 career games with 16 starts over the last 3 seasons at Nebraska, while he has seen action as a member of the regular rotation at WR during the first 2 games of 2021.
- Voted a team captain at Nebraska in 2020.
- A three-time Academic All-Big Ten honoree.
- Son of Pro Football Hall of Fame QB Kurt Warner, who was a teammate of K-State head coach **Chris Klieman** at Northern Iowa.

**WARNER'S GAME-BY-GAME STATS**

Date	Opponent	No	Yds	TD	LG
9/29/18	PURDUE*	2	16	0	10
10/6/18	at Wisconsin*	1	6	0	6
10/13/18	at Northwestern*	2	11	0	6
10/20/18	MINNESOTA*	1	3	0	3
11/10/18	ILLINOIS*	4	20	0	8
11/17/18	MICHIGAN STATE*	3	23	0	14
11/23/18	at Iowa	4	16	0	8
10/12/19	at Minnesota	3	38	0	26
11/2/19	at Purdue*	1	18	0	18
11/23/19	at Maryland*	2	14	0	12
11/29/19	IOWA*	2	31	0	20
11/7/20	at Northwestern*	2	13	0	7
11/14/20	PENN STATE*	1	13	0	13
11/27/20	at Iowa	1	9	0	9
12/12/20	MINNESOTA	1	5	0	5
9/25/21	at Oklahoma State	1	21	0	21
10/2/21	OKLAHOMA	1	4	0	4
10/16/21	IOWA STATE	1	5	0	5


*2018-20 Seasons at Nebraska*

\* denotes game started; *Bold Italics* denotes career high

**WARNER'S CAREER STATS**

YEAR	G/S	NO	YDS	AVG	TD	LG
2018*	9/7	17	95	5.6	0	14
2019*	7/5	8	101	12.6	0	26
2020*	8/4	5	40	8.0	0	13
2021	6/0	3	30	10.0	0	21
<b>TOTAL</b>	<b>30/16</b>	<b>33</b>	<b>266</b>	<b>8.1</b>	<b>0</b>	<b>26</b>

\* at Nebraska



**Nick LENNERS**  
**TE • 6-5 • 253 • Sr.-4L**  
Lincoln, Neb.  
(Lincoln Southwest)

**87**

- Voted a First Team All-Big 12 performer by the league's coaches in 2019.
- Has played in all 6 games this year, including 4 starts.
- Started the 2018 opener but was injured and out for the year.


**LENNERS' GAME-BY-GAME RECEIVING**

Date	Opponent	No	Yds	TD	LG
8/31/19	NICHOLLS	1	12	0	12
9/14/19	at Mississippi State*	1	24	0	24
9/28/19	at Oklahoma State	1	19	0	19
10/5/19	BAYLOR	2	20	0	11
10/19/19	TCU*	2	34	1	21
11/2/19	at Kansas	2	19	0	10
11/9/19	at Texas	1	9	0	9
11/16/19	WEST VIRGINIA	1	5	0	5
11/23/19	at Texas Tech	2	21	0	11
10/24/20	KANSAS	1	3	0	3
10/31/20	at West Virginia	1	8	0	8
11/28/20	at Baylor*	1	-3	0	0

\* denotes game started; *Bold Italics* denotes career high

**LENNERS' CAREER RECEIVING STATS**

Year	G/S	No	Yds	Avg	TD	Lg
2019	14/4	13	163	12.5	1	24
2020	9/3	3	8	2.7	0	8
<b>TOTAL</b>	<b>41/12</b>	<b>16</b>	<b>171</b>	<b>10.7</b>	<b>1</b>	<b>24</b>



**Phillip BROOKS**  
**WR • 5-7 • 167 • Jr.-2L**  
Lee's Summit, Mo.  
(Lee's Summit West)

**88**

- A dynamic player as both a WR and a returner.
- A 2021 Preseason All-American by Phil Steele, *USA TODAY*, CBS Sports and 247Sports.
- Ranks 2nd in school history and tied for 6th in Big 12 history with 3 punt-return TDs.
- Tied for first nationally among active players in punt return TDs and ranks 11th in punt-return yds per game (12.0).
- Is 25 yards shy of entering the school's top-10 list for career punt return yds.
- Started the 2021 opener at WR, leading the team with a career-high 81 yds on 3 catches, including a career-long reception of 56 yds.
- Had his first TD catch of the year on a 4th and Goal play vs. Oklahoma.
- Came back with another score in the next game vs. Iowa State.
- Played in all 10 games in 2020 with 4 starts, but did most damage in the return game.
- Named a 2020 All-American as a punt returner by Phil Steele.
- Earned First Team All-Big 12 honors as a returner from the league's coaches.
- Put together a 23.7-yard punt return avg last year, which would have led the nation and be the best in school history if he had one more return to meet the NCAA required minimum.
- Set a school record with 189 punt-return yds and 2 TDs last year vs. Kansas en route to Big 12 Special Teams Player of the Week honors.
- His 2 punt-return TDs vs. KU were the most in Big 12 history for a conference game.
- Was the first player in the nation with 2 PR TDs in a game since Greg Dortch (Wake Forest) did so in 2018 vs. Towson.
- His 47.25-yd avg on punt returns vs. KU was the highest by any player nationally with at least 4 attempts since 1996.
- A 2020 First Team Academic All-Big 12 honoree.

**BROOKS' GAME-BY-GAME RECEIVING**

Date	Opponent	No	Yds	TD	LG
8/31/19	NICHOLLS	3	18	0	8
9/14/19	at Mississippi State	2	5	0	7
9/28/19	at Oklahoma State	3	15	0	10
10/5/19	BAYLOR	7	69	0	18
10/26/19	OKLAHOMA	1	10	0	10
11/2/19	at Kansas	1	9	0	9
11/9/19	at Texas	2	25	0	16
11/16/19	WEST VIRGINIA	4	63	0	21
11/23/19	at Texas Tech	2	20	1	14
11/30/19	IOWA STATE*	1	19	0	19
9/12/20	ARKANSAS STATE	2	24	1	17
9/26/20	at Oklahoma	2	23	0	23
10/3/20	TEXAS TECH*	2	16	0	9
10/31/20	at West Virginia*	4	39	0	18
11/7/20	OKLAHOMA STATE	2	29	1	25
11/21/20	at Iowa State	1	22	0	22
11/28/20	at Baylor	1	3	0	3
12/5/20	TEXAS*	1	-1	0	0
9/4/21	vs. Stanford*	3	81	0	56
9/11/21	SOUTHERN ILLINOIS*	1	21	0	21
9/18/21	NEVADA*	5	28	0	12
9/25/21	at Oklahoma State	2	40	0	23
10/2/21	OKLAHOMA*	6	55	1	20
10/16/21	IOWA STATE*	3	54	1	40

\* denotes game started; **Bold Italics** denotes career high**BROOKS' GAME-BY-GAME RUSHING**

Date	Opponent	No	Yds	TD	LG
8/31/19	NICHOLLS	1	8	0	8
10/26/19	OKLAHOMA	1	-1	0	0
11/2/19	at Kansas	3	9	0	6
11/16/19	WEST VIRGINIA	1	6	0	6
12/31/19	vs. Navy	1	4	0	4
9/26/20	at Oklahoma	1	-8	0	0
10/10/20	at TCU*	1	12	0	12
11/7/20	OKLAHOMA STATE	2	14	0	12
12/5/20	TEXAS*	4	23	0	9
9/11/21	SOUTHERN ILLINOIS*	1	3	0	3
9/25/21	at Oklahoma State	1	0	0	0

\* denotes game started; **Bold Italics** denotes career high**BROOKS' GAME-BY-GAME PUNT RETURN**

Date	Opponent	No	Yds	TD	LG
11/17/18	TEXAS TECH	1	6	0	6
8/31/19	NICHOLLS	1	9	0	9
9/7/19	BOWLING GREEN	2	0	0	0
9/14/19	at Mississippi State	2	45	0	25
11/16/19	WEST VIRGINIA	1	0	0	0
11/30/19	IOWA STATE	1	0	0	0
12/31/19	vs. Navy	1	66	1	66
9/12/20	ARKANSAS STATE	2	17	0	17
10/10/20	at TCU	2	30	0	29
10/24/20	KANSAS	4	189	2	55
10/31/20	at West Virginia	2	15	0	8
11/7/20	OKLAHOMA STATE	1	10	0	10
9/4/21	vs. Stanford	1	7	0	7
9/25/21	at Oklahoma State	1	-4	0	0

**Bold Italics** denotes career high**BROOKS' GAME-BY-GAME KOR**

Date	Opponent	No	Yds	TD	LG
11/10/18	KANSAS	1	12	0	12
11/17/18	TEXAS TECH	2	44	0	33
8/31/19	NICHOLLS	2	43	0	23
9/7/19	BOWLING GREEN	1	44	0	44
9/28/19	at Oklahoma State	4	76	0	24
10/26/19	OKLAHOMA	2	52	0	33
11/16/19	WEST VIRGINIA	1	11	0	11
11/23/19	at Texas Tech	1	26	0	26
12/31/19	vs. Navy	1	20	0	20
9/26/20	at Oklahoma	1	17	0	17
10/31/20	at West Virginia	2	31	0	16
11/21/20	at Iowa State	1	13	0	13
11/28/20	at Baylor	1	29	0	29
12/5/20	TEXAS	3	60	0	31
9/11/21	SOUTHERN ILLINOIS	1	31	0	31

**Bold Italics** denotes career high**BROOKS' CAREER RECEIVING STATS**

Year	G/S	No	Yds	Avg	TD	Lg
2019	12/1	26	253	9.7	1	21
2020	10/4	15	155	10.3	2	25
2021	6/5	20	279	14.0	2	56
<b>TOTAL</b>	<b>32/10</b>	<b>61</b>	<b>687</b>	<b>11.3</b>	<b>5</b>	<b>56</b>

**BROOKS' CAREER RUSHING STATS**

Year	G/S	No	Yds	Avg	TD	Lg
2019	12/1	7	26	3.7	0	8
2020	10/4	8	41	5.1	0	12
2021	6/5	2	3	1.5	0	3
<b>TOTAL</b>	<b>32/10</b>	<b>17</b>	<b>70</b>	<b>4.1</b>	<b>0</b>	<b>12</b>

**BROOKS' CAREER PUNT RETURN STATS**

Year	G	No	Yds	Avg	TD	Lg
2018	4	1	6	6.0	0	6
2019	12	8	120	15.0	1	66
2020	10	11	261	23.7	2	55
2021	6	2	3	1.5	0	7
<b>TOTAL</b>	<b>32</b>	<b>22</b>	<b>390</b>	<b>17.7</b>	<b>3</b>	<b>66</b>

**BROOKS' CAREER KOR STATS**

Year	G	No	Yds	Avg	TD	Lg
2018	4	3	56	18.7	0	33
2019	12	12	272	22.7	0	44
2020	10	8	150	18.8	0	31
2021	6	1	31	31.0	0	31
<b>TOTAL</b>	<b>32</b>	<b>24</b>	<b>509</b>	<b>21.2</b>	<b>0</b>	<b>44</b>



**Bronson MASSIE**  
**DE • 6-4 • 253 • Sr.-4L**  
Lufkin, Texas  
(Lufkin)

**90**

- Has played in 47 career games with 3 starts.
- One of 5 "Super Seniors" for the Wildcats this season.
- Registered a key 4th Q sack on 3rd down in K-State's win at No. 3 Oklahoma in 2020.

**MASSIE'S GAME-BY-GAME STATS**

Date	Opponent	UA-AT-TT	TFL	SACK	INT	PD	F/R
9/2/17	C. ARKANSAS	1-0-1	0.0-0	0.0-0	0	0	0/0
11/4/17	at Texas Tech	5-1-6	0.0-0	0.0-0	0	0	0/0
11/18/17	at Oklahoma St.	0-1-1	0.0-0	0.0-0	0	0	0/0
11/25/17	IOWA STATE*	1-1-2	0.0-0	0.0-0	0	0	0/0
12/26/17	vs. UCLA	0-0-0	0.0-0	0.0-0	0	1	0/0
9/15/18	UTSA	1-1-2	0.0-0	0.0-0	0	0	0/0
10/6/18	at Baylor	1-2-3	0.0-0	0.0-0	0	0	0/0
10/13/18	OKLAHOMA ST.	0-3-3	0.0-0	0.0-0	0	0	0/0
10/27/18	at Oklahoma	0-1-1	0.0-0	0.0-0	0	0	0/0
11/10/18	KANSAS	1-0-1	0.0-0	0.0-0	0	0	0/1
11/17/18	TEXAS TECH	1-0-1	0.0-0	0.0-0	0	1	0/0
9/14/19	at Mississippi St.	0-2-2	0.5-1	0.0-0	0	0	0/0
9/28/19	at Oklahoma St.	2-0-2	0.0-0	0.0-0	0	0	0/0
10/5/19	BAYLOR	2-0-2	1.0-17	1.0-17	0	0	0/0
11/2/19	at Kansas	0-1-1	0.0-0	0.0-0	0	0	0/0
9/12/20	ARKANSAS STATE*	1-1-2	1.0-2	0.0-0	0	0	0/0
9/26/20	at Oklahoma	2-0-2	1.0-11	1.0-11	0	0	0/0
10/10/20	at TCU	3-1-4	1.0-6	1.0-6	0	0	0/0
10/24/20	KANSAS	2-0-2	1.0-2	0.0-0	0	0	0/0
11/7/20	OKLAHOMA STATE	0-1-1	0.5-3	0.5-3	0	0	0/0
11/21/20	at Iowa State	1-0-1	0.0-0	0.0-0	0	0	0/0
12/5/20	TEXAS*	1-0-1	0.0-0	0.0-0	0	1	0/0
9/11/21	S. ILLINOIS	2-0-2	1.0-4	0.0-0	0	0	0/0
9/18/21	NEVADA	1-1-2	0.5-1	0.0-0	0	0	0/0
9/25/21	at Oklahoma St.	1-0-1	0.0-0	0.0-0	0	0	0/0

\* denotes game started; **Bold Italics** denotes career high**MASSIE'S CAREER STATS**

Year	G/S	UA-AT-TT	TFL	SACK	INT	PD	F/R
2017	9/1	7-3-10	0.0-0	0.0-0	0	1	0/0
2018	12/0	4-7-11	0.0-0	0.0-0	0	1	0/1
2019	11/0	4-3-7	1.5-18	1.0-17	0	0	0/0
2020	10/2	10-3-13	4.5-24	2.5-20	0	1	0/0
2021	5/0	4-1-5	1.5-5	0.0-0	0	0	0/0
<b>TOTAL</b>	<b>47/3</b>	<b>29-17-46</b>	<b>7.5-47</b>	<b>3.5-37</b>	<b>0</b>	<b>1</b>	<b>0/1</b>



**Felix ANUDIKE-UZOMAH** **91**  
**DE • 6-3 • 255 • So.-1L**  
Kansas City, Mo.  
(Lee's Summit)

- Has started each of the first 6 games, ranking 2nd in the Big 12 and ranking 18th nationally in sacks.
- Had a career high in tackles (5) and sacks (3.0) vs. Southern Illinois.
- Also ranks 18th in the nation and 2nd in the Big 12 in forced fumbles.
- His 3.0 sacks vs. SIU are tied for the 8th most in the nation this year, while it was the most by a Wildcat since Jordan Willis had 3.5 vs. Louisiana Tech in 2016.
- Also had 2 forced fumbles vs. SIU, tied for first nationally in a game this year and the most by a Wildcat since Reggie Walker did so vs. Texas Tech in 2018.

**ANUDIKE-UZOMAH'S GAME-BY-GAME STATS**

Date	Opponent	UA-AT-TT	TFL	SACK	INT	PD	F/R
10/10/20	at TCU	2-0-2	0.0-0	0.0-0	0	0	0/0
10/24/20	KANSAS	1-0-1	1.0-7	1.0-7	0	0	0/0
9/4/21	vs. Stanford*	1-0-1	0.0-0	0.0-0	0	0	0/0
9/11/21	S. ILLINOIS*	5-0-5	3.0-17	3.0-17	0	0	2/0
9/18/21	NEVADA*	1-1-2	0.0-0	0.0-0	0	0	0/0
9/25/21	at Oklahoma St.*	3-4-7	1.0-2	1.0-2	0	0	0/0
10/2/21	OKLAHOMA*	2-2-4	1.0-4	1.0-4	0	0	0/0
10/16/21	IOWA STATE*	4-1-5	0.5-0	0.0-0	0	0	0/0

*Bold Italics* denotes career high

**ANUDIKE-UZOMAH'S CAREER STATS**

Year	G/S	UA-AT-TT	TFL	SACK	INT	PD	F/R
2020	5/0	3-0-3	1.0-7	1.0-7	0	0	0/0
2021	6/6	16-8-24	5.5-23	5.0-23	0	0	2/0
<b>TOTAL</b>	<b>11/6</b>	<b>19-8-27</b>	<b>6.5-30</b>	<b>6.0-30</b>	<b>0</b>	<b>0</b>	<b>2/0</b>



**Eli HUGGINS** **92**  
**DT • 6-4 • 295 • Sr.-2L**  
Cumming, Ga.  
(West Forsyth)

- Started 8 games in 2020 in addition to the first 6 games of 2021, the first starts of his career.
- Registered sacks in the first 2 games.
- Younger brother, **Jake**, is a fullback for the Wildcats.

**HUGGINS' GAME-BY-GAME STATS**

Date	Opponent	UA-AT-TT	TFL	SACK	INT	PD	F/R
9/15/18	UTSA	0-1-1	0.0-0	0.0-0	0	0	0/0
9/7/19	BOWLING GREEN	2-0-2	1.0-4	0.0-0	0	0	0/0
9/14/19	at Mississippi State	0-1-1	0.0-0	0.0-0	0	0	0/0
9/28/19	at Oklahoma State	1-1-2	0.0-0	0.0-0	0	0	0/0
9/12/20	ARKANSAS STATE*	3-0-3	1.0-10	1.0-10	0	0	0/0
10/3/20	TEXAS TECH	1-0-1	1.0-1	0.0-0	0	0	0/0
10/10/20	at TCU*	1-2-3	0.5-1	0.0-0	0	0	0/0
10/24/20	KANSAS*	1-2-3	0.5-2	0.5-2	0	0	0/0
10/31/20	at West Virginia*	1-2-3	0.0-0	0.0-0	0	0	0/0
11/7/20	OKLAHOMA STATE*	2-1-3	2.0-6	0.0-0	0	0	0/0
11/21/20	at Iowa State*	0-1-1	0.0-0	0.0-0	0	0	0/0
11/28/20	at Baylor*	2-2-4	1.0-2	0.0-0	0	0	0/0
12/5/20	TEXAS*	0-1-1	0.0-0	0.0-0	0	0	0/0
9/4/21	vs. Stanford*	1-1-2	1.0-6	1.0-6	0	0	0/0
9/11/21	S. ILLINOIS*	2-0-2	1.0-0	1.0-0	0	0	0/0
9/18/21	NEVADA*	2-1-3	0.5-1	0.0-0	0	0	0/0
9/25/21	at Oklahoma St.*	0-1-1	0.5-2	0.0-0	0	0	0/0
10/2/21	OKLAHOMA*	2-0-2	0.0-0	0.0-0	0	0	0/0
10/16/21	IOWA STATE*	2-0-2	1.0-3	0.0-0	0	0	0/0

\* denotes game started; *Bold Italics* denotes career high

**HUGGINS' CAREER STATS**

Year	G/S	UA-AT-TT	TFL	SACK	INT	PD	F/R
2018	1/0	0-1-1	0.0-0	0.0-0	0	0	0/0
2019	6/0	3-2-5	1.0-4	0.0-0	0	0	0/0
2020	9/8	11-11-22	6.0-22	1.5-12	0	0	0/0
2021	6/6	9-3-12	4.0-12	2.0-6	0	0	0/0
<b>TOTAL</b>	<b>22/14</b>	<b>23-17-40</b>	<b>11.0-38</b>	<b>3.5-18</b>	<b>0</b>	<b>0</b>	<b>0/0</b>



**Jaylen PICKLE** **93**  
**DT • 6-4 • 300 • Jr.-1L**  
Cimarron, Kan.  
(Cimarron)

- Played in 8 games with 2 starts in 2020, the first starts of his career.
- Also started the first 5 games of 2021.
- Had an INT vs. SIU, the first Wildcat interior defensive lineman with a pick since Matt Seiwert in 2016 vs. Missouri State.
- Tallied a career-high 4 tackles at No. 3 OU last year, a game in which he tipped a pass that was intercepted on the Sooners' first drive.

**PICKLE'S GAME-BY-GAME STATS**

Date	Opponent	UA-AT-TT	TFL	SACK	INT	PD	F/R
9/26/20	at Oklahoma*	0-4-4	0.0-0	0.0-0	0	0	0/0
10/3/20	TEXAS TECH*	0-0-0	0.0-0	0.0-0	0	2	0/0
10/24/20	KANSAS	1-0-1	0.0-0	0.0-0	0	1	0/0
10/31/20	at West Virginia	1-2-3	0.5-7	0.0-0	0	0	0/0
11/7/20	OKLAHOMA STATE	1-0-1	0.0-0	0.0-0	0	0	0/0
12/5/20	TEXAS	1-0-1	0.0-0	0.0-0	0	0	0/0
9/4/21	vs. Stanford*	1-1-2	0.0-0	0.0-0	0	0	0/0
9/11/21	S. ILLINOIS*	0-1-1	0.0-0	0.0-0	1	1	0/0
9/25/21	at Oklahoma St.*	2-0-2	0.0-0	0.0-0	0	0	0/0
10/2/21	OKLAHOMA*	1-0-1	0.0-0	0.0-0	0	0	0/0

\* denotes game started; *Bold Italics* denotes career high

**PICKLE'S CAREER STATS**

Year	G/S	UA-AT-TT	TFL	SACK	INT	PD	F/R
2020	8/2	4-6-10	0.5-1	0.0-0	0	3	0/0
2021	6/5	4-2-6	0.0-0	0.0-0	1	1	0/0
<b>TOTAL</b>	<b>15/7</b>	<b>8-8-16</b>	<b>0.5-1</b>	<b>0.0-0</b>	<b>1</b>	<b>4</b>	<b>0/0</b>



**Nate MATLACK** **97**  
**DE • 6-5 • 242 • Fr.-RS**  
Olathe, Kan.  
(Olathe East)

- Has played in all 6 games this year as a regular member of the rotation at DE.
- Tallied his first-career half sack on the last play of the game vs. Nevada.
- First commitment to K-State's Class of 2020
- Rated the 32nd-best weakside DE in the Class of 2020 by 247Sports.

**MATLACK'S GAME-BY-GAME STATS**

Date	Opponent	UA-AT-TT	TFL	SACK	INT	PD	F/R
9/18/21	NEVADA	1-1-2	0.5-4	0.5-4	0	0	0/0

*Bold Italics* denotes career high

**MATLACK'S CAREER STATS**

Year	G/S	UA-AT-TT	TFL	SACK	INT	PD	F/R
2021	6/0	1-1-2	0.5-4	0.5-4	0	0	0/0
<b>TOTAL</b>	<b>6/0</b>	<b>1-1-2</b>	<b>0.5-4</b>	<b>0.5-4</b>	<b>0</b>	<b>0</b>	<b>0/0</b>



**Timmy HORNE** **98**  
**DT • 6-5 • 321 • Sr.-TR**  
Wadesboro, N.C.  
(UNC Charlotte)

- Has made significant contributions both on the field and in the locker room this year after transferring in from Charlotte.
- Seen time in all 6 games – including a start vs. Iowa State – and voted a team captain prior to the year.
- Played in 43 games with 29 starts over the previous 4 years at Charlotte.
- Earned All-Conference USA honors in 2020.
- Made 12 starts in both 2018 and 2019.

**HORNE'S GAME-BY-GAME STATS**

Date	Opponent	UA-AT-TT	TFL	SACK	INT	PD	F/R
9/7/17	at Eastern Michigan	2-1-3	1.5-1	0.0-0	0	0	0/0
9/16/17	NC A&T	0-2-2	0.5-1	0.0-0	0	0	0/0
9/23/17	GEORGIA STATE	0-2-2	0.0-0	0.0-0	0	0	0/0
9/30/17	at FIU	0-1-1	0.0-0	0.0-0	0	0	0/0
10/7/17	MARSHALL	0-1-1	0.5-1	0.0-0	0	0	0/0
11/4/17	at Old Dominion	2-2-4	0.0-0	0.0-0	0	0	0/0
11/11/17	MIDDLE TENNESSEE	2-0-2	0.0-0	0.0-0	0	0	0/0
11/25/17	FLORIDA ATLANTIC*	0-1-1	0.5-3	0.0-0	0	0	0/0
9/1/18	FORDHAM*	2-0-2	1.0-6	1.0-6	0	0	0/0
9/8/18	APPALACHIAN ST.*	1-1-2	0.0-0	0.0-0	0	0	0/0
9/13/18	OLD DOMINION*	0-3-3	0.5-0	0.0-0	0	2	0/0
9/22/18	at UMass*	1-2-3	0.0-0	0.0-0	0	0	0/0
9/29/18	at UAB*	1-1-2	0.0-0	0.0-0	0	0	0/0
10/13/18	W. KENTUCKY*	1-1-2	0.0-0	0.0-0	0	0	0/0
10/20/18	at Middle Tenn.*	1-1-2	0.0-0	0.0-0	0	0	0/0
10/27/18	SOUTHERN MISS*	0-3-3	0.0-0	0.0-0	0	0	0/0
11/3/18	at Tennessee*	1-0-1	0.0-0	0.0-0	0	0	0/0
11/10/18	at Marshall*	0-4-4	0.0-0	0.0-0	0	0	0/1
11/17/18	FIU*	1-3-4	0.0-0	0.0-0	0	0	0/0
8/29/19	GARDNER-WEBB*	0-2-2	0.0-0	0.0-0	0	0	0/0
9/7/19	at Appalachian St.*	0-4-4	0.0-0	0.0-0	0	0	0/0
9/14/19	UMASS*	1-1-2	0.5-2	0.5-2	0	0	0/0
9/21/19	at Clemson*	3-0-3	0.0-0	0.0-0	0	0	0/0
9/28/19	FLORIDA ATLANTIC	3-2-5	1.5-5	0.0-0	0	0	0/0
10/12/19	at FIU*	1-2-3	0.0-0	0.0-0	0	0	0/0
10/19/19	at W. Kentucky*	0-2-2	0.5-1	0.0-0	0	0	0/0
10/26/19	NORTH TEXAS*	1-1-2	0.0-0	0.0-0	0	0	0/0
11/2/19	MIDDLE TENN.*	1-0-1	1.0-2	0.0-0	0	0	0/0
11/9/19	at UTEP*	5-1-6	1.0-1	0.0-0	0	0	0/0
11/23/19	MARSHALL*	3-2-5	1.0-2	0.0-0	0	0	0/0
11/30/19	at Old Dominion*	1-3-4	1.0-2	0.0-0	0	0	0/1
12/20/19	vs. Buffalo*	0-2-2	0.0-0	0.0-0	0	0	0/0
9/12/20	at Appalachian St.	1-1-2	0.0-0	0.0-0	0	0	0/0
10/3/20	at Florida Atlantic	2-0-2	1.0-1	0.0-0	0	0	0/0
10/24/20	UTEP*	3-2-5	1.0-5	0.0-0	0	0	0/0
10/31/20	at Duke*	1-0-1	0.0-0	0.0-0	0	0	0/0
12/6/20	W. KENTUCKY*	2-1-3	1.0-2	0.0-0	0	0	0/0
9/4/21	vs. Stanford	1-0-1	0.0-0	0.0-0	0	0	0/0
9/11/21	S. ILLINOIS	1-0-1	0.0-0	0.0-0	0	0	0/1
9/18/21	NEVADA	1-0-1	0.0-0	0.0-0	0	0	0/0
9/25/21	at Oklahoma St.	1-1-2	0.0-0	0.0-0	0	0	0/0
10/2/21	OKLAHOMA	2-0-2	2.0-9	1.0-5	0	0	0/0
10/16/21	IOWA STATE*	2-1-3	0.0-0	0.0-0	0	0	0/0

**2017-20 Seasons at Charlotte**

\* denotes game started; *Bold Italics* denotes career high

**HORNE'S CAREER STATS**

Year	G/S	UA-AT-TT	TFL	SACK	INT	PD	F/R
2017*	12/2	7-12-19	3.0-6	0.0-0	0	0	0/0
2018*	12/12	9-19-28	1.5-6	1.5-6	0	2	0/1
2019*	13/12	19-22-41	6.5-15	0.5-2	0	0	0/1
2020*	6/3	9-4-13	3.0-8	0.0-0	0	0	0/0
2021	6/1	8-2-10	2.0-9	1.0-5	0	0	0/1
<b>TOTAL</b>	<b>49/30</b>	<b>52-59-111</b>	<b>16.0-44</b>	<b>3.0-13</b>	<b>0</b>	<b>2</b>	<b>0/2</b>

\* at Charlotte



**▼ 2021 SCHEDULE AND RESULTS (OVERALL: 3-3 | HOME: 2-2 | ROAD: 0-1 | NEUTRAL: 1-0 | BIG 12: 0-3)**

DATE	(CFP/AP/C) OPPONENT	RESULT	SCORE	TV	ATTEND	TOP PASSER	TOP RUSHER	TOP RECEIVER	TOP TACKLER
Sept. 4	vs. nt/iv Stanford	W	24-7	FS1	28,668	S. Thompson (9-14-1, 144)	D. Vaughn (13-124-1)	P. Brooks (3-81-0)	D. Green (9)
Sept. 11	Southern Illinois	W	31-23	Big 12 Now   ESPN+	47,628	W. Howard (8-17-1, 76)	D. Vaughn (26-120-3)	M. Knowles (4-112-0)	J. Brents (6)
Sept. 18	rv/iv Nevada	W	38-17	Big 12 Now   ESPN+	48,768	W. Howard (7-10, 123, TD)	D. Vaughn (23-127-1)	P. Brooks (5-28-0)	D. Green (9)
Sept. 25	at rv/22 Oklahoma State*	L	20-31	Big 12 Now   ESPN+	51,444	J. Lewis (10-19-1, 148, TD)	D. Vaughn (3-28-0)	D. Vaughn (5-73-1)	N. Allen/C. Fletcher (10)
Oct. 2	6/4 Oklahoma*	L	31-37	FOX	47,690	S. Thompson (29-41, 320, 3 TD)	D. Vaughn (15-51-0)	D. Vaughn (10-104-1)	R. Yeast (8)
Oct. 16	nt/iv Iowa State*	L	20-33	ESPN2	48,363	S. Thompson (15-23-1, 206, 2 TD)	D. Vaughn (18-87-0)	P. Brooks (3-54-1)	J. McPherson (7)
Oct. 23	at Texas Tech*			FS1					
Oct. 30	TCU*			ESPNU					
Nov. 6	at Kansas*								
Nov. 13	West Virginia*								
Nov. 20	20/20 Baylor*								
Nov. 26	at rv/iv Texas*								

\* Big 12 Conference Game

## TEAM STATISTICS

	KANSAS STATE	OPPONENTS
Scoring	164	148
Points per game	27.3	24.7
Points Off Turnovers	10	27
First Downs	116	111
Rushing	60	39
Passing	50	65
Penalty	6	7
Rushing Yardage	975	642
Yards gained rushing	1129	800
Yards lost rushing	154	158
Rushing attempts	214	195
Average per rush	4.6	3.3
Average per game	162.5	107.0
TDs Rushing	12	8
Passing Yardage	1169	1489
Comp-Att-Int	87-143-5	134-186-5
Average per pass	8.2	8.0
Average per catch	13.4	11.1
Average per game	194.8	248.2
TDs Passing	7	7
Total offense	2144	2131
Total plays	357	381
Average per play	6.0	5.6
Average per game	357.3	355.2
Kick returns: #-Yards	12-391	7-166
Punt returns: #-Yards	3-5	5-25
Int returns: #-Yards	5-63	5-82
Kick return average	32.6	23.7
Punt return average	1.7	5.0
Int return average	12.6	16.4
Fumbles-Lost	8-4	7-2
Penalties-Yards	35-271	42-340
Average per game	45.2	56.7
Punts-Yards	19-880	20-775
Average per punt	46.3	38.8
Net punt average	41.8	38.0
Kickoffs-Yards	33-1840	32-1975
Average per kick	55.8	61.7
Net kick average	34.2	34.0
Time of possession / game	29:19	30:41
3rd-down conversion	27/64	37/82
3rd-down pct	42%	45%
4rd-down conversion	8/10	5/8
4rd-down pct	80%	63%
Sacks-by-Yards	15-87	10-84
Misc Yards	0	0
Touchdowns scored	21	17
Field goals - attempts	6-8	10-13
On-Side kicks	1-1	0-0
Red-zone scores	(18-21) 86%	(20-20) 100%
Red-zone touchdowns	(14-21) 67%	(14-20) 70%
PAT-attempts	(20-21) 95%	(16-17) 94%
Attendance	192449	51444
Games / Avg per game	4/48112	1/51444
Neutral site games -	1/28669	

SCORE BY QUARTERS	1ST	2ND	3RD	4TH	TOTAL
Kansas State	52	30	17	65	164
Opponents	41	53	31	23	148

## RUSHING

PLAYER	GP	ATT.	GAIN	LOSS	NET	AVG.	TD	LONG	YPG
Deuce Vaughn	6	108	579	36	543	5.0	5	59	90.5
Joe Ervin	6	40	228	11	217	5.4	1	22	36.2
Will Howard	3	23	124	31	93	4.0	3	37	31.0
Malik Knowles	6	6	61	0	61	10.2	0	30	10.2
Jacardia Wright	5	5	32	0	32	6.4	0	9	6.4
Skylar Thompson	4	19	69	56	13	0.7	3	13	3.3
Ben Sinnott	5	1	9	0	9	9.0	0	9	1.8
Keenan Garber	5	1	4	0	4	4.0	0	4	0.8
Phillip Brooks	6	2	3	0	3	1.5	0	3	0.5
Jaren Lewis	2	5	18	15	3	0.6	0	8	1.5
Jax Dineen	5	1	2	0	2	2.0	0	2	0.4
Team	6	3	0	5	-5	-1.7	0	0	-0.8
<b>Total</b>	<b>6</b>	<b>214</b>	<b>1129</b>	<b>154</b>	<b>975</b>	<b>4.6</b>	<b>12</b>	<b>59</b>	<b>162.5</b>
<b>Opponents</b>	<b>6</b>	<b>195</b>	<b>800</b>	<b>158</b>	<b>642</b>	<b>3.3</b>	<b>8</b>	<b>75</b>	<b>107.0</b>

## PASSING

PLAYER	GP	EFFIC.	CMP-ATT-INT	PCT.	YARDS	TD	LG	AVG/G
Skylar Thompson	4	159.6	56-82-3	68.3	766	5	56	191.5
Will Howard	3	105.7	19-39-1	48.7	249	1	68	83.0
Jaren Lewis	2	119.3	12-22-1	54.5	154	1	55	77.0
<b>Total</b>	<b>6</b>	<b>138.7</b>	<b>87-143-5</b>	<b>60.8</b>	<b>1169</b>	<b>7</b>	<b>68</b>	<b>194.8</b>
<b>Opponents</b>	<b>6</b>	<b>146.3</b>	<b>134-186-5</b>	<b>72.0</b>	<b>1489</b>	<b>7</b>	<b>55</b>	<b>248.2</b>

## RECEIVING

PLAYER	GP	NO	YDS	AVG	TD	LONG	AVG/G
Deuce Vaughn	6	23	234	10.2	2	55	39.0
Phillip Brooks	6	20	279	14.0	2	56	46.5
Malik Knowles	6	17	218	12.8	1	50	36.3
Landry Weber	6	8	117	14.6	1	28	19.5
Daniel Imatorbhebhe	5	6	152	25.3	1	68	30.4
Sammy Wheeler	6	3	30	10.0	0	18	5.0
Kade Warner	6	3	30	10.0	0	21	5.0
Tyrone Howell	6	3	36	12.0	0	17	6.0
Keenan Garber	5	2	59	29.5	0	54	11.8
Jax Dineen	5	1	3	3.0	0	3	0.6
Ben Sinnott	5	1	11	11.0	0	11	2.2
<b>Total</b>	<b>6</b>	<b>87</b>	<b>1169</b>	<b>13.4</b>	<b>7</b>	<b>68</b>	<b>194.8</b>
<b>Opponents</b>	<b>6</b>	<b>134</b>	<b>1489</b>	<b>11.1</b>	<b>7</b>	<b>55</b>	<b>248.2</b>

## TOTAL OFFENSE

PLAYER	GP	PLAYS	RUSH	PASS	TOTAL	AVG/G
Skylar Thompson	4	101	13	766	779	194.8
Deuce Vaughn	6	108	543	0	531	90.5
Will Howard	3	62	93	249	342	114.0
Joe Ervin	6	40	217	0	229	36.2
Jaren Lewis	2	27	3	154	157	78.5
Malik Knowles	6	6	61	0	61	10.2
Jacardia Wright	5	5	32	0	32	6.4
Ben Sinnott	5	1	9	0	9	1.8
Keenan Garber	5	1	4	0	4	0.8
Phillip Brooks	6	2	3	0	3	0.5
Jax Dineen	5	1	2	0	2	0.4
Team	6	0	-5	0	-5	-0.8
<b>Total</b>	<b>6</b>	<b>357</b>	<b>975</b>	<b>1169</b>	<b>2144</b>	<b>357.3</b>
<b>Opponents</b>	<b>6</b>	<b>381</b>	<b>642</b>	<b>1489</b>	<b>2131</b>	<b>355.2</b>

## SCORING

PLAYER	TD	FGS	PATs					SAF	PTS
			KICK	RUSH	RCV	PASS	DXP		
Deuce Vaughn	7	-	-	-	-	-	-	-	42
Taiten Winkel	-	6-8	20-21	-	-	-	-	-	38
Skylar Thompson	3	-	-	-	-	-	-	-	18
Malik Knowles	3	-	-	-	-	-	-	-	18
Will Howard	3	-	-	-	-	-	-	-	18
Phillip Brooks	2	-	-	-	-	-	-	-	12
Landry Weber	1	-	-	-	-	-	-	-	6
Joe Ervin	1	-	-	-	-	-	-	-	6
Daniel Imatorbhebhe	1	-	-	-	-	-	-	-	6
<b>Total</b>	<b>21</b>	<b>6-8</b>	<b>20-21</b>	<b>0</b>	<b>0</b>	<b>0</b>	<b>0</b>	<b>0</b>	<b>164</b>
<b>Opponents</b>	<b>17</b>	<b>10-13</b>	<b>16-16</b>	<b>0</b>	<b>0</b>	<b>0</b>	<b>0</b>	<b>0</b>	<b>148</b>

## PUNT RETURNS

PLAYER	NO	YDS	AVG	TD	LONG
Phillip Brooks	3	5	1.7	0	7
<b>Total</b>	<b>3</b>	<b>5</b>	<b>1.7</b>	<b>0</b>	<b>7</b>
<b>Opponents</b>	<b>5</b>	<b>25</b>	<b>5.0</b>	<b>0</b>	<b>14</b>

## KICKOFF RETURNS

PLAYER	NO	YDS	AVG	TD	LONG
Malik Knowles	10	360	36.0	2	99
Phillip Brooks	1	31	31.0	0	31
Ryan Henington	1	0	0.0	0	0
<b>Total</b>	<b>12</b>	<b>391</b>	<b>32.6</b>	<b>2</b>	<b>99</b>
<b>Opponents</b>	<b>7</b>	<b>166</b>	<b>23.7</b>	<b>0</b>	<b>37</b>

## INTERCEPTIONS

PLAYER	NO	YDS	AVG	TD	LONG
Jaylen Pickle	1	0	0.0	0	0
Julius Brents	1	0	0.0	0	0
Russ Yeast	1	-2	-2.0	0	0
Tee Denson	1	26	26.0	0	26
TJ Smith	1	39	39.0	0	39
<b>Total</b>	<b>5</b>	<b>63</b>	<b>12.6</b>	<b>0</b>	<b>39</b>
<b>Opponents</b>	<b>5</b>	<b>82</b>	<b>16.4</b>	<b>1</b>	<b>41</b>

## FUMBLE RETURNS

PLAYER	NO	YDS	AVG	TD	LONG
<b>Total</b>	<b>0</b>	<b>0</b>	<b>0.0</b>	<b>0</b>	<b>0</b>
<b>Opponents</b>	<b>2</b>	<b>78</b>	<b>0.0</b>	<b>1</b>	<b>70</b>

## ALL-PURPOSE YARDAGE

PLAYER	G	RUSH	REC	PR	KOR	IR	TOT	AVG/G
Deuce Vaughn	6	543	234	0	0	0	777	129.5
Malik Knowles	6	61	218	0	360	0	639	106.5
Phillip Brooks	6	3	279	5	31	0	318	53.0
Joe Ervin	6	217	0	0	0	0	217	36.2
Daniel Imatorbhebhe	5	0	152	0	0	0	152	30.4
Landry Weber	6	0	117	0	0	0	117	19.5
Will Howard	3	93	0	0	0	0	93	31.0
Keenan Garber	5	4	59	0	0	0	63	12.6
TJ Smith	6	0	0	0	0	39	39	6.5
Tyrone Howell	6	0	36	0	0	0	36	6.0
Jacardia Wright	5	32	0	0	0	0	32	6.4
Sammy Wheeler	6	0	30	0	0	0	30	5.0
Kade Warner	6	0	30	0	0	0	30	5.0
Tee Denson	6	0	0	0	0	26	26	4.3
Ben Sinnott	5	9	11	0	0	0	20	4.0
Skylar Thompson	4	13	0	0	0	0	13	3.3
Jax Dineen	5	2	3	0	0	0	5	1.0
Jaren Lewis	2	3	0	0	0	0	3	1.5
Russ Yeast	6	0	0	0	0	-2	-2	-0.3
Team	6	-5	0	0	0	0	-5	-0.8
<b>Total</b>	<b>6</b>	<b>975</b>	<b>1169</b>	<b>5</b>	<b>391</b>	<b>63</b>	<b>2603</b>	<b>433.8</b>
<b>Opponents</b>	<b>6</b>	<b>642</b>	<b>1489</b>	<b>25</b>	<b>166</b>	<b>82</b>	<b>2404</b>	<b>400.7</b>

## PUNTING

PLAYER	NO	YDS	AVG	LONG	TB	FC	I20	50+	BLKD
Ty Zentner	19	880	46.3	60	3	6	6	7	0
<b>Total</b>	<b>19</b>	<b>880</b>	<b>46.3</b>	<b>60</b>	<b>3</b>	<b>6</b>	<b>6</b>	<b>7</b>	<b>0</b>
<b>Opponents</b>	<b>20</b>	<b>775</b>	<b>38.8</b>	<b>56</b>	<b>1</b>	<b>6</b>	<b>5</b>	<b>3</b>	<b>0</b>

## FIELD GOALS

PLAYER	FGM-FGA	PCT	01-19	20-29	30-39	40-49	50-99	LG	BLK
Taiten Winkel	6-8	75.0	0-0	0-1	4-4	2-3	0-0	45	0
Opponents	10-13	76.9	0-0	2-2	1-1	7-10	0-0	47	0

## FIELD GOAL SEQUENCE


GAME	KANSAS STATE	OPPONENTS
Stanford	(40)	
SIU	(34), 24	(32), 47
Nevada	(37)	(46)
Oklahoma State	(32), (45)	(20), 48, 49
Oklahoma	(30)	(20), (27), (47)
Iowa State	43	(41) (44) (41) (40)
( ) - Made		

## KICKOFFS


PLAYER	NO	YDS	AVG	TB	OB	RETN	NET	YDLN
Ty Zentner	30	1819	60.6	19	0			
Taiten Winkel	1	10	10.0	0	0			
Chris Tennant	1	10	10.0	0	0			
<b>Total</b>	<b>33</b>	<b>1840</b>	<b>55.8</b>	<b>19</b>	<b>0</b>	<b>8</b>	<b>34.2</b>	<b>30</b>
<b>Opponents</b>	<b>32</b>	<b>1975</b>	<b>61.7</b>	<b>18</b>	<b>2</b>	<b>12</b>	<b>34</b>	<b>31</b>

## ▼ GAME-BY-GAME PASSING

SKYLAR THOMPSON	Comp	Att	Int	Pct	Yards	TD	Long	Sack	Yds	Effic.
Stanford	9	14	1	64.3	144	0	56	3	21	136.4
Southern Illinois	3	4	1	75.0	96	0	50	0	0	226.6
Nevada				DNP						
Oklahoma State				DNP						
Oklahoma	29	41	0	70.7	320	3	54	1	9	160.4
Iowa State	15	23	1	65.2	206	2	40	3	26	160.5
Texas Tech										
TCU										
Kansas										
West Virginia										
Baylor										
Texas										
<b>TOTALS</b>	<b>56</b>	<b>82</b>	<b>3</b>	<b>68.3</b>	<b>766</b>	<b>5</b>	<b>56</b>	<b>7</b>	<b>56</b>	<b>159.6</b>



WILL HOWARD	Comp	Att	Int	Pct	Yards	TD	Long	Sack	Yds	Effic.
Stanford				DNP						
Southern Illinois	8	17	1	47.1	76	0	21	1	15	72.8
Nevada	7	10	0	70.0	123	1	68	0	0	206.3
Oklahoma State	4	12	0	33.3	50	0	23	0	0	68.3
Oklahoma				DNP						
Iowa State				DNP						
Texas Tech										
TCU										
Kansas										
West Virginia										
Baylor										
Texas										
<b>TOTALS</b>	<b>19</b>	<b>39</b>	<b>1</b>	<b>48.7</b>	<b>249</b>	<b>1</b>	<b>68</b>	<b>1</b>	<b>15</b>	<b>105.7</b>



JAREN LEWIS	Comp	Att	Int	Pct	Yards	TD	Long	Sack	Yds	Effic.
Stanford				DNP						
Southern Illinois				DNP						
Nevada	2	3	0	66.7	6	0	4	0	0	83.5
Oklahoma State	10	19	1	52.6	148	1	55	2	15	124.9
<b>TOTALS</b>	<b>12</b>	<b>22</b>	<b>1</b>	<b>54.4</b>	<b>154</b>	<b>1</b>	<b>55</b>	<b>2</b>	<b>15</b>	<b>119.3</b>

## ▼ GAME-BY-GAME RUSHING (NO-YDS/TDs)

PLAYER	NO-YDS/TDs	STAN	SIU	NEV	OSU	OU	ISU	TTU	TCU	KU	WVU	BU	UT
Deuce Vaughn	108-543/5	13-124/1	26-120/3	23-127/1	13-22/0	15-51/0	18-99/0						
Joe Ervin	40-217/1	5-2/0	8-47/0	11-82/1	1-5/0	7-33/0	8-48/0						
Will Howard	23-93/3	DNP	8-9/1	12-56/2	3-28/0	DNP	DNP						
Skylar Thompson	19-13/3	11-33/2	—	DNP	DNP	1--9/0	7--1/1						
Malik Knowles	6-61/0	2-35/0	1-4/0	1-6/0	1-0/0	1-16/0	—						
Jacardia Wright	5-32/0	1-6/0	3-24/0	—	—	1-2/0	DNP						
Jaren Lewis	5-3/0	DNP	DNP	—	5-3/0	DNP	DNP						
Phillip Brooks	2-3/0	—	1-3/0	—	1-0/0	—	—						
Ben Sinnott	1-9/0	DNP	—	—	—	1-9/0	—						
Keenan Garber	1-4/0	—	—	—	1-4/0	—	DNP						
Jax Dineen	1-2/0	—	1-2/0	—	—	DNP	—						
<b>TOTALS</b>	<b>214-975/12</b>	<b>32-200/3</b>	<b>49-208/4</b>	<b>48-269/4</b>	<b>25-62/0</b>	<b>27-100/0</b>	<b>33-136/1</b>						

## ▼ GAME-BY-GAME RECEIVING (NO-YDS/TDs)

PLAYER	NO-YDS/TDs	STAN	SIU	NEV	OSU	OU	ISU	TTU	TCU	KU	WVU	BU	UT
Deuce Vaughn	23-234/2	2-12/0	2-1/0	1-16/0	5-73/1	10-104/1	3-28/0						
Phillip Brooks	20-279/2	3-81/0	1-21/0	5-28/0	2-40/0	6-55/1	3-54/1						
Malik Knowles	17-218/1	2-13/0	4-112/0	—	3-26/0	5-21/0	3-46/1						
Landry Weber	8-117/1	—	2-30/0	—	1-11/0	4-65/1	1-11/0						
Daniel Imatorbhebhe	6-152/1	2-38/0	—	1-68/1	DNP	1-11/0	2-27/0						
Tyrone Howell	3-36/0	—	—	—	1-9/0	—	2-27/0						
Sammy Wheeler	3-30/0	—	—	1-6/0	1-18/0	1-6/0	—						
Kade Warner	3-30/0	—	—	—	1-21/0	1-4/0	1-5/0						
Keenan Garber	2-59/0	—	1-5/0	—	—	1-54/0	DNP						
Ben Sinnott	1-11/0	DNP	—	1-11/0	—	—	—						
Jax Dineen	1-3/0	—	1-3/0	—	—	DNP	—						
<b>TOTALS</b>	<b>87-1,169/7</b>	<b>9-144/0</b>	<b>11-172/0</b>	<b>9-129/1</b>	<b>14-198/1</b>	<b>29-320/3</b>	<b>15-206/2</b>						



**▼ DEFENSIVE STATISTICS**

PLAYER	GP	TACKLES			TFLS NO-YDS	SACKS NO-YDS	PASS DEFENSE			FUMBLES		BLKD KICK	SA
		SOLO	AST	TOTAL			INT-YDS	PBU	QBH	RCV-YDS	FF		
Daniel Green	6	26	8	34	3.5-12	1.0-5	.	.	1	1-0	.	.	.
Cody Fletcher	6	16	17	33	3.0-11	1.0-7	.	.	1	.	.	.	.
Jahron McPherson	6	20	6	26	4.5-12	1.0-7	.	.	1	.	1	.	.
Felix Anudike-Uzomah	6	16	8	24	5.5-23	5.0-23	.	.	1	.	2	.	.
TJ Smith	6	20	4	24	.	.	1-39	1	.	.	.	.	.
Russ Yeast	6	18	5	23	0.5-1	.	1-2	3	.	.	.	.	.
Julius Brents	6	19	2	21	1.0-3	.	1-0	1	.	.	.	.	.
Ryan Henington	5	11	3	14	0.5-1	.	.	.	2	.	.	.	.
Nick Allen	6	9	3	12	0.5-1	.	.	.	1	.	.	.	.
Cincere Mason	6	8	4	12	.	.	.	1	.	.	.	.	.
Eli Huggins	6	8	3	11	4.0-12	2.0-6	.	.	3	.	.	.	.
Wayne Jones	6	7	4	11	1.0-1	.	.	.	2	.	.	.	.
Reggie Stubblefield	5	10	1	11	1.0-9	1.0-9	.	1	1	.	.	.	.
Timmy Horne	6	8	2	10	2.0-9	1.0-5	.	.	.	1-0	.	.	.
Ross Elder	6	8	2	10	.	.	.	2	.	.	.	.	.
Ekow Boye-Doe	6	3	5	8	.	.	.	.	.	.	.	.	.
Spencer Trussell	6	7	.	7	3.0-9	1.0-3	.	.	1	.	.	.	.
Tee Denson	6	6	.	6	1.0-4	.	1-26	.	.	.	.	.	.
Khalid Duke	3	3	3	6	2.0-17	2.0-17	.	.	.	.	.	.	.
Jaylen Pickle	6	4	2	6	.	.	1-0	.	1	.	.	.	.
Bronson Massie	5	4	1	5	1.5-5	.	.	.	1	.	.	.	.
Robert Hentz II	6	1	3	4	0.5-2	.	.	1	.	.	.	.	.
Aamaris Brown	6	4	.	4	.	.	.	.	.	.	.	.	.
Justin Gardner	5	3	.	3	.	.	.	2	.	.	.	.	.
Cartez Crook-Jones	2	1	1	2	.	.	.	.	.	.	.	.	.
Nate Matlack	6	1	1	2	0.5-4	0.5-4	.	.	.	.	.	.	.
Ben Adler	6	2	.	2	.	.	.	.	.	.	.	.	.
Austin Moore	6	1	1	2	.	.	.	.	.	.	.	.	.
Landry Weber	6	1	.	1	.	.	.	.	.	.	.	.	.
Ty Zentner	6	1	.	1	.	.	.	.	.	.	.	.	.
Malik Knowles	6	1	.	1	.	.	.	.	.	.	.	.	.
Jace Friesen	1	.	1	1	0.5-4	0.5-4	.	.	.	.	.	.	.
Joe Ervin	6	1	.	1	.	.	.	.	.	.	.	.	.
Ty Bowman	1	1	.	1	.	.	.	.	.	.	.	.	.
Skylar Thompson	3	1	.	1	.	.	.	.	.	.	.	.	.
<b>Totals</b>	<b>6</b>	<b>250</b>	<b>90</b>	<b>340</b>	<b>36-140</b>	<b>15-87</b>	<b>5-63</b>	<b>12</b>	<b>16</b>	<b>5-0</b>	<b>3</b>	<b>0</b>	<b>0</b>
<b>Opponents</b>	<b>6</b>	<b>237</b>	<b>88</b>	<b>325</b>	<b>28-125</b>	<b>10-84</b>	<b>5-82</b>	<b>13</b>	<b>15</b>	<b>5-78</b>	<b>6</b>	<b>0</b>	<b>0</b>

**▼ SPECIAL TEAMS TACKLES**

PLAYER	TOTAL	KO	PUNT
Nick Allen	1	1	0
Aamaris Brown	1	1	0
Ty Bowman	1	1	0
Ross Elder	1	1	0
Joe Ervin	1	1	0
Ryan Henington	1	0	1
Landry Weber	1	0	1
Ty Zentner	1	1	0
<b>TOTALS</b>	<b>8</b>	<b>6</b>	<b>2</b>

## ▼ TOP TACKLERS GAME-BY-GAME

PLAYER	UT-AT-TT	STAN	SIU	NEV	OSU	OU	ISU	TTU	TCU	KU	WVU	BU	UT
Daniel Green	26-8-34	4-5-9	4-0-4	9-0-9	2-1-3	2-1-3	5-1-6						
Cody Fletcher	16-17-33	4-4-8	5-0-5	1-2-3	4-6-10	1-3-4	1-2-3						
Jahron McPherson	20-6-26	1-1-2	5-0-5	2-1-3	3-1-4	4-1-5	5-2-7						
TJ Smith	20-4-24	2-0-2	4-1-5	2-0-2	6-1-7	2-1-3	4-1-5						
Felix Anudike-Uzomah	16-8-24	1-0-1	5-0-5	1-1-2	3-4-7	2-2-4	4-1-5						
Russ Yeast	18-5-23	1-2-3	—	4-0-4	2-1-3	7-1-8	4-1-5						
Julius Brents	19-2-21	4-1-5	6-0-6	1-0-1	6-0-6	1-0-1	1-1-2						
Ryan Henington	11-3-17	2-1-3	2-0-2	1-0-1	4-0-4	2-2-4	—						
Nick Allen	9-3-12	—	1-0-1	1-0-1	7-3-10	—	—						
Cincere Mason	8-4-12	2-1-3	1-0-1	2-0-2	1-1-2	1-1-2	1-1-2						
Reggie Stubblefield	10-1-11	—	2-0-2	3-0-3	DNP	2-0-2	3-1-4						
Eli Huggins	8-3-11	1-1-2	2-0-2	2-1-3	0-1-1	2-0-2	2-0-2						
Wayne Jones	7-4-11	1-0-1	1-0-1	—	1-1-2	2-2-4	2-1-3						
Timmy Horne	8-2-10	1-0-1	1-0-1	1-0-1	1-1-2	2-0-2	2-1-3						
Ross Elder	8-2-10	1-0-1	1-0-1	3-0-3	1-1-2	—	2-1-3						
Ekow Boye-Doe	3-5-8	0-1-1	1-1-2	2-0-2	0-1-1	0-2-2	—						
Spencer Trussell	7-0-7	1-0-1	—	1-0-1	2-0-2	2-0-2	1-0-1						
Tee Denson	6-0-6	2-0-2	—	1-0-1	2-0-2	1-0-1	—						
Jaylen Pickle	4-2-6	1-1-2	0-1-1	—	2-0-2	1-0-1	—						
Khalid Duke	3-3-6	2-2-4	1-1-2	—	DNP	DNP	DNP						
Bronson Massie	4-1-5	—	2-0-2	1-1-2	1-0-1	—	DNP						
Aamaris Brown	4-0-4	—	—	2-0-2	—	—	2-0-2						
Robert Hentz II	1-3-4	—	1-1-2	—	0-1-1	—	0-1-1						
Justin Gardner	3-0-3	1-0-1	1-0-1	—	—	1-0-1	DNP						

## ▼ GAME-BY-GAME TACKLES FOR LOSS

PLAYER	TFL-Yds	STAN	SIU	NEV	OSU	OU	ISU	TTU	TCU	KU	WVU	BU	UT
Felix Anudike-Uzomah	5.5-23	—	3.0-17	—	1.0-2	1.0-4	0.5-0						
Jahron McPherson	4.5-12	1.5-3	1.0-7	1.0-1	1.0-1	—	—						
Eli Huggins	4.0-12	1.0-6	1.0-0	0.5-1	0.5-2	—	1.0-3						
Daniel Green	3.5-12	—	—	1.0-5	1.0-1	1.0-4	0.5-2						
Cody Fletcher	3.0-11	1.5-7	1.0-3	—	—	—	0.5-1						
Spencer Trussell	3.0-9	1.0-3	—	1.0-1	—	1.0-5	—						
Timmy Horne	2.0-9	—	—	—	—	2.0-9	—						
Khalid Duke	2.0-17	1.0-7	1.0-10	—	DNP	DNP	DNP						
Bronson Massie	1.5-5	—	1.0-4	0.5-1	—	—	DNP						
Reggie Stubblefield	1.0-9	—	—	1.0-9	DNP	—	—						
Tee Denson	1.0-4	1.0-4	—	—	—	—	—						
Julius Brents	1.0-3	—	—	—	—	—	1.0-3						
Wayne Jones	1.0-1	—	—	—	—	1.0-1	—						
Jace Friesen	0.5-4	DNP	DNP	0.5-4	DNP	DNP	DNP						
Nate Matlack	0.5-4	—	—	0.5-4	—	—	—						
Robert Hentz II	0.5-2	—	—	—	—	—	0.5-2						
Ryan Henington	0.5-1	0.5-1	—	—	—	—	—						
Russ Yeast	0.5-1	0.5-1	—	—	—	—	—						
Nick Allen	0.5-1	—	—	—	0.5-1	—	—						
<b>TOTAL</b>	<b>36-140</b>	<b>8-32</b>	<b>8-41</b>	<b>6-26</b>	<b>4-7</b>	<b>6-23</b>	<b>4-11</b>						

## ▼ GAME-BY-GAME SACKS

PLAYER	SACK-Yds	STAN	SIU	NEV	OSU	OU	ISU	TTU	TCU	KU	WVU	BU	UT
Felix Anudike-Uzomah	5.0-23	—	3.0-17	—	1.0-2	1.0-4	—						
Khalid Duke	2.0-17	1.0-7	1.0-10	—	DNP	DNP	DNP						
Eli Huggins	2.0-6	1.0-6	1.0-0	—	—	—	—						
Reggie Stubblefield	1.0-9	—	—	1.0-9	DNP	—	—						
Jahron McPherson	1.0-7	—	1.0-7	—	—	—	—						
Cody Fletcher	1.0-7	1.0-7	—	—	—	—	—						
Daniel Green	1.0-5	—	—	1.0-5	—	—	—						
Timmy Horne	1.0-5	—	—	—	—	1.0-5	—						
Spencer Trussell	1.0-3	1.0-3	—	—	—	—	—						
Jace Friesen	0.5-4	DNP	DNP	0.5-4	DNP	DNP	DNP						
Nate Matlack	0.5-4	—	—	0.5-4	—	—	—						
<b>TOTAL</b>	<b>16-90</b>	<b>4-23</b>	<b>6-34</b>	<b>3-22</b>	<b>1-2</b>	<b>2-9</b>	<b>0-0</b>						

### ▼ GAME-BY-GAME SUMMARIES

GAME	Final Score	Score By Quarter				First Downs				Rushing			Passing			Total Offense		Punting	Fumbles	Penalty	Third Downs	Total ToP
		1	2	3	4 (OT)	Ru	Pa	Pn	Tot	Att	Yds	TD	C-A-I	Yds	TD	Att	Yds	No-Avg	No-Lost	No-Yds		
Stanford	7	0	0	0	7	3	9	2	14	22	39	0	23-30-2	194	1	52	233	6-39.7	1-0	10-70	4-12	32:53
K-State	24	7	7	0	10	8	5	2	15	32	200	3	9-14-1	144	0	46	344	3-39.3	0-0	9-78	2-7	27:07
Southern Illinois	23	0	23	0	0	7	9	1	17	40	100	2	16-28-1	176	0	68	276	3-42.3	2-2	2-10	4-14	26:04
K-State	31	14	7	3	7	17	7	0	24	49	208	4	11-21-2	172	0	70	380	2-46.0	2-2	5-40	4-10	33:56
Nevada	17	7	0	10	0	5	9	0	14	23	25	1	28-41-1	306	1	64	331	3-37.7	1-0	8-62	8-17	29:00
K-State	38	7	10	0	21	14	6	1	21	48	269	4	9-13-0	129	1	61	398	3-35.3	0-0	6-45	5-9	31:00
K-State	20	10	3	7	0	4	8	1	13	25	62	0	14-31-1	198	1	56	260	7-49.9	2-1	4-41	2-12	24:54
Oklahoma State	31	21	10	0	0	8	14	3	25	43	137	1	22-34-0	344	2	77	481	6-39.3	2-0	8-79	8-17	35:06
Oklahoma	37	3	10	14	10	10	11	1	22	32	131	2	23-28-1	261	2	60	392	0-0.0	2-0	10-85	4-7	27:18
K-State	31	7	3	7	14	9	12	1	22	27	100	0	29-41-0	320	3	68	420	1-60.0	1-1	7-50	8-15	32:42
Iowa State	33	10	10	7	6	6	13	0	19	35	210	2	22-25-0	208	1	60	418	2-30.5	0-0	4-34	9-15	33:45
K-State	20	7	0	0	13	8	12	1	21	33	136	1	15-23-1	206	2	56	342	3-51.7	2-0	4-15	6-11	26:15
K-State																						
Texas Tech																						
TCU																						
K-State																						
K-State																						
Kansas																						
West Virginia																						
K-State																						
Baylor																						
K-State																						
Texas																						

### ▼ GAME-BY-GAME STARTERS

#### OFFENSE

Opponent	WR	LT	LG	C	RG	RT	TE	QB	FB	RB	WR
Stanford	Knowles	Beebe	Rivas	Johnson	Adler	Duffie	Lenners	Thompson	Dineen	Vaughn	Brooks
Southern Illinois	Knowles	Beebe	Rivas	Johnson	Adler	Duffie	Lenners	Thompson	Imatorbhebhe (TE)	Vaughn	Brooks
Nevada	Knowles	Beebe	Rivas	Johnson	Adler	Duffie	Ervin (RB)	Howard	Dineen	Vaughn	Brooks
Oklahoma State	Knowles	Beebe	Rivas	Johnson	Adler	Duffie	Ervin (RB)	Howard	Dineen	Vaughn	Weber
Oklahoma	Knowles	Beebe	Rivas	Johnson	Adler	Duffie	Lenners	Thompson	Sinnott	Vaughn	Brooks
Iowa State	Knowles	Beebe	Rivas	Johnson	Adler	Duffie	Lenners	Thompson	Dinnen	Vaughn	Brooks
Texas Tech											
TCU											
Kansas											
West Virginia											
Baylor											
Texas											

#### DEFENSE

Opponent	DE	DT	DT	DE	MLB	WLB	NB	CB	SS	FS	CB
Stanford	Anudike-Uzomah	Huggins	Pickle	Henington (SLB)	Green	Fletcher	Smith (S)	Boye-Doe	Elder	Yeast	Brents
Southern Illinois	Anudike-Uzomah	Huggins	Pickle	Henington (SLB)	Allen	Fletcher	Smith (S)	Boye-Doe	McPherson	Yeast	Brents
Nevada	Anudike-Uzomah	Huggins	Pickle	Smith (S)	Green	Fletcher	Stubblefield	Boye-Doe	McPherson	Yeast	Brents
Oklahoma State	Anudike-Uzomah	Huggins	Pickle	Henington (SLB)	Green	Fletcher	Smith (S)	Boye-Doe	McPherson	Yeast	Brents
Oklahoma	Anudike-Uzomah	Huggins	Pickle	Henington (SLB)	Green	Fletcher	Mason (S)	Boye-Doe	McPherson	Yeast	Brents
Iowa State	Anudike-Uzomah	Huggins	Horne	Jones (SLB)	Green	Fletcher	Smith (S)	Boye-Doe	McPherson	Yeast	Brents
Texas Tech											
TCU											
Kansas											
West Virginia											
Baylor											
Texas											

### ▼ CONSECUTIVE AND TOTAL CAREER STARTS

#### OFFENSE

Player, Pos.	Yr.	Consec. Starts	Total Starts	Starts by Year				
				2021	2020	2019	2018	2017
Noah Johnson, OL	Sr.	16	16	6	10	0	—	—
Christian Duffie, OL	Jr.	14	14	6	8	0	—	—
Cooper Beebe, OL	So.	11	14	6	8	0	—	—
Deuce Vaughn, RB	So.	9	13	6	7	—	—	—
Malik Knowles, WR	Jr.	8	24	6	9	8	1	—
Josh Rivas, OL	Sr.	6	16	6	8	0	2	—
Ben Adler, OL	Sr.	6	14	6	8	0	0	—
Skylar Thompson, QB	Sr.	2	34	4	3	13	10	4
Nick Lenner, TE	Sr.	2	12	4	3	4	1	0
Phillip Brooks, WR	Jr.	2	9	5	4	0	—	—
Jax Dineen, FB	Jr.	1	8	4	3	1	—	—
Kade Warner, WR <sup>^</sup>	Sr.	0	16	0	4	5	7	—
Chabastin Taylor, WR	Sr.	0	11	0	9	2	0	—
Daniel Imatorbhebhe, TE <sup>^</sup>	Sr.	0	10	1	0	0	0	4/5
Will Howard, QB	So.	0	9	2	7	—	—	—
Mason Barta, FB	Sr.	0	5	0	1	4	—	—
KT Leveston, OL	Jr.	0	5	0	5	0	—	—
Landry Weber, WR	Sr.	0	3	1	0	2	—	—
Joe Ervin, RB	So.	0	2	2	—	0	—	—
Taylor Poitier, OL	So.	0	2	0	2	—	—	—
Dawson Delforge, OL	Sr.	0	1	0	1	—	—	—
Sammy Wheeler, TE	Jr.	0	1	0	1	0	—	—
Logan Long, OL	Sr.	0	1 (TE)	0	0	1 (TE)	0	—
Ben Sinnott, FB	Rf.	0	1	1	0	—	—	—

\* 2020 at Illinois and 2016-19 at USC | ^ 2018-20 at Nebraska

#### DEFENSE

Player, Pos.	Yr.	Consec. Starts	Total Starts	Starts by Year				
				2021	2020	2019	2018	2017
Russ Yeast, DB <sup>^</sup>	Sr.	17	35	6	11	11	0	7
Eli Huggins, DT	Sr.	13	14	6	8	0	0	—
Cody Fletcher, LB	Sr.	9	9	6	3	0	0	—
Ekow Boye-Doe, DB	Jr.	6	14	6	8	0	—	—
Julius Brents, DB <sup>^</sup>	Jr.	6	11	6	0	0	5	—
Felix Anudike-Uzomah, DE	So.	6	6	6	0	—	—	—
Jahron McPherson, DB	Sr.	5	28	5	10	12	1	—
Daniel Green, LB	Jr.	4	7	5	2	0	—	—
Timmy Horne, DT <sup>^</sup>	Sr.	1	30	1	3	12	12	2
Wayne Jones, LB	Jr.	1	16	1	2	13	0	—
TJ Smith, DB	Rf.	1	5	5	0	—	—	—
Cincere Mason, DB <sup>^</sup>	Sr.	0	29	1	4	14	10	—
Reggie Stubblefield, DB <sup>^</sup>	Sr.	0	19	1	3	5	4	6/0
Khalid Duke, DE	Jr.	0	8	0	8	0	—	—
Ross Elder, DB	Sr.	0	8	1	7	0	0	—
Jaylen Pickle, DT	Jr.	0	7	5	2	0	—	—
Eric Munoz, LB <sup>^</sup>	Sr.	0	5	0	1	4	0	—
Justin Gardner, DB	Sr.	0	5	0	5	—	—	—
Ryan Henington, LB	Sr.	0	4	4	0	0	0	—
Bronson Massie, DE	Sr.	0	3	0	2	0	0	1
Nick Allen, LB	Jr.	0	1	1	0	0	—	—

<sup>^</sup> 2017-20 at Louisville\* | <sup>^</sup> 2016-20 at Prairie View A&M | <sup>^</sup> 2018-20 at Utah State | <sup>^</sup> 2018-20 at Kennesaw State | <sup>^</sup> 2017-20 at Charlotte | <sup>^</sup> 2018-20 at Iowa



## ▼ SCORING DRIVES

## KANSAS STATE

OPPONENT	QTR	TD	FG	PLAYER(S)	PLAY	PL	YDS	TIME
Stanford	1	X		Skylar Thompson	6 yd run	2	62	0:56
	2	X		Deuce Vaughn	59 yd run	3	71	1:39
	4		X	Taiten Winkel	40 yd field goal	9	44	4:43
	4	X		Skylar Thompson	13 yd run	2	20	0:46
Southern Illinois	1	X		Deuce Vaughn	4 yd run	6	75	3:15
	2	X		Will Howard	1 yd run	8	77	4:08
	2	X		Deuce Vaughn	1 yd run	10	55	4:57
	3		X	Taiten Winkel	34 yd field goal	14	66	7:38
Nevada	4	X		Deuce Vaughn	4 yd run	7	59	3:19
	1	X		Will Howard to Daniel Imatorbhebhe	68 yd pass	2	75	0:44
	2	X		Joe Ervin	22 yd run	8	75	3:26
	2		X	Taiten Winkel	37 yd field goal	10	38	4:37
Oklahoma State	4	X		Deuce Vaughn	11 yd run	8	75	4:14
	4	X		Will Howard	2 yd run	11	62	6:09
	4	X		Will Howard	1 yd run	8	31	4:11
	1	X		Taiten Winkel	32 yd field goal	13	68	6:03
Oklahoma	1	X		Malik Knowles	99 yd kickoff return	—	—	—
	2	X		Taiten Winkel	45 yd field goal	4	33	0:38
	3	X		Jaren Lewis to Deuce Vaughn	55 yd pass	3	85	1:28
	1	X		Skylar Thompson to Phillip Brooks	2 yd pass	10	75	4:31
Iowa State	2		X	Taiten Winkel	30 yd field goal	19	63	8:49
	3	X		Skylar Thompson to Deuce Vaughn	7 yd pass	5	75	2:11
	4	X		Skylar Thompson to Landry Weber	6 yd pass	11	75	5:34
	4	X		Malik Knowles	93 yd kickoff return	—	—	—

## OPPONENTS

OPPONENT	QTR	TD	FG	PLAYER(S)	PLAY	PL	YDS	TIME
Stanford	4	X		Tanner McKee to Brycen Tremayne	14 yd pass	10	75	3:54
Southern Illinois	2		X	Nico Gualdoni	32 yd field goal	17	61	6:41
	2	X		Javon Williams Jr.	4 yd run	9	75	4:07
	2	X		Javon Williams Jr.	1 yd run	2	9	0:46
	2	X		PJ Jules	41 yd INT return	—	—	—
Nevada	1	X		Devonte Lee	1 yd run	8	74	2:31
	3		X	Brandon Talton	46 yd field goal	8	47	4:06
	3	X		Carson Strong to Elijah Cooks	14 yd pass	9	42	5:07
	1	X		Spencer Sanders	2 yd run	7	75	2:19
Oklahoma State	1	X		Spencer Sanders to Brennan Presley	20 yd pass	7	73	2:46
	1	X		Malcolm Rodriguez	0 yd fumble recovery	—	—	—
	2	X		Spencer Sanders to Tay Martin	7 yd pass	11	90	4:42
	2		X	Alex Hale	20 yd field goal	11	88	4:27
Oklahoma	1		X	Gabe Brkic	40 yd field goal	7	-4	4:03
	2	X		Jeremiah Hall	4 yd run	12	75	4:52
	2	X		Gabe Brkic	27 yd field goal	9	65	1:28
	3	X		Kennedy Brooks	2 yd run	9	75	3:20
Iowa State	3	X		Spencer Rattler to Michael Woods	14 yd pass	9	90	4:27
	4	X		Spencer Rattler to Jeremiah Hall	1 yd pass	6	52	3:16
	4		X	Gabe Brkic	47 yd field goal	6	-5	2:41
	1	X		Breece Hall	75 yd run	1	75	0:12
Iowa State	1		X	Andrew Mevis	44 yd field goal	6	26	2:27
	2	X		Breece Hall	1 yd run	13	80	7:08
	2	X		Andrew Mevis	41 yd field goal	7	40	2:27
	3	X		Brock Purdy to Sean Shaw	11 yd pass	18	93	10:02
Iowa State	4	X		Andrew Mevis	41 yd field goal	5	52	3:12
	4	X		Andrew Mevis	40 yd field goal	8	22	3:39

## ▼ DRIVE SUPERLATIVES

	KANSAS STATE	OPPONENT
Most Plays/Result	19/FG vs. Oklahoma	17/FG by Southern Illinois
Most Yards/Result	85/TD at Oklahoma State	93/TD by Iowa State
Most Time/Result	8:49/FG vs. Oklahoma	10:02/TD by Iowa State

## ▼ AVERAGE STARTING FIELD POSITION

	Total Drives	Total Yd. Line	Average Field Pos.	Started in Opp.	Total Scores	TD	FG	MFG	Punts	Downs	To	Clock	Total Off. Points
K-State	63	1,952	Own 31	6	25	19	6	2	19	2	9	7	150
Opponents	62	1,807	Own 29	7	25	15	10	3	20	3	7	5	135

## ▼ DRIVE CHART (NO. OF DRIVES/TD/FG)

Drive Start Result	1-9 NO/TD/FG	10-19 NO/TD/FG	20-29 NO/TD/FG	30-39 NO/TD/FG	40-49 NO/TD/FG	50+ NO/TD/FG
Stanford	2/0/0	0/0/0	2/1/0	4/1/1	0/0/0	2/1/0
Southern Illinois	0/0/0	1/0/1	6/2/0	1/0/0	2/2/0	3/0/0
Nevada	0/0/0	0/0/0	5/3/0	3/1/0	1/0/1	1/1/0
Oklahoma State	2/0/0	2/1/1	3/0/0	4/0/0	2/0/1	0/0/0
Oklahoma	1/0/0	1/0/0	6/3/1	0/0/0	0/0/0	0/0/0
Iowa State	0/0/0	0/0/0	5/2/0	3/1/0	1/0/0	0/0/0
Texas Tech						
TCU						
Kansas						
West Virginia						
Baylor						
Texas						

## ▼ 3-AND-OUT

	Kansas State 3-and-Out/Drives	Opponent 3-and-Out/Drives
Stanford	1/10	3/9
Southern Illinois	0/13	3/12
Nevada	2/10	1/10
Oklahoma State	6/13	5/13
Oklahoma	1/8	0/9
Iowa State	2/9	2/9
Texas Tech		
TCU		
Kansas		
West Virginia		
Baylor		
Texas		

## ▼ SCORING DRIVE ANALYSIS

	KANSAS STATE		OPPONENTS	
Yardage	TD	FG	TD	FG
No Drive	2	0	1	0
Minus Yds.	0	0	0	2
0-9	0	0	1	0
10-19	0	0	0	0
20-29	1	0	0	2
30-39	1	2	0	0
40-49	0	1	1	2
50-59	2	0	1	1
60-69	3	3	0	2
70-79	11	0	8	0
80-89	1	0	1	1
90-99	0	0	3	0

## ▼ GAME-OPENING DRIVES

	KANSAS STATE			OPPONENTS		
Opponent	Pts.	1st Dns.	Yds.	Pts.	1st Dns.	Yds.
Stanford	0	4	72	0	1	19
Southern Illinois	7	4	75	0	0	5
Nevada	7	1	75	0	0	1
Oklahoma St.	3	4	68	7	3	75
Oklahoma	0	4	62	3	1	-4
Iowa State	0	0	6	7	1	75
Texas Tech						
TCU						
Kansas						
West Virginia						
Baylor						
Texas						

## ▼ SECOND HALF-OPENING DRIVES

	KANSAS STATE			OPPONENTS		
Opponent	Pts.	1st Dns.	Yds.	Pts.	1st Dns.	Yds.
Stanford	0	0	0	0	3	32
Southern Illinois	3	5	66	0	0	3
Nevada	0	0	1	3	2	47
Oklahoma St.	0	0	3	0	1	27
Oklahoma	0	0	3	7	5	75
Iowa State	0	1	21	7	7	93
Texas Tech						
TCU						
Kansas						
West Virginia						
Baylor						
Texas						

▼ LONG PLAYS (20-PLUS YARDS)

KANSAS STATE

Yards	Opponent	Play (Result)
68	Nevada	Howard 68 pass to Imatorbhebehe (TD)
59	Stanford	Vaughn 59 run (TD)
56	Stanford	Brooks 56 pass from Thompson (1st and Goal at STAN 6)
55	Oklahoma State	Vaughn 55 pass from Lewis (TD)
54	Oklahoma	Garber 54 pass from Thompson (1st and 10 at OU 21)
50	Southern Illinois	Knowles 50 pass from Thompson (1st and 10 at SIU 12)
43	Southern Illinois	Knowles 43 pass from Thompson (1st and 10 at SIU 22)
40	Iowa State	Brooks 40 pass from Thompson (TD)
37	Oklahoma State	Howard 47 run (1st and 10 at OS 35)
33	Oklahoma	Vaughn 33 pass from Thompson (1st and 10 at OU 12)
30	Stanford	Knowles 30 run (1st and 10 at STAN 46)
28	Oklahoma	Weber 28 pass from Thompson (1st and 10 at OU 45)
25	Oklahoma	Weber 20 pass from Thompson (1st and 10 at OU 31)
23	Oklahoma State	Brooks 23 pass from Howard (1st and 10 at OS 46)
22	Iowa State	Vaughn 22 run (3rd and 1 at IS 44)
22	Nevada	Ervin 22 run (TD)
22	Stanford	Imatorbhebehe 22 pass from Thompson (1st and 10 at STAN 21)
22	Stanford	Brooks 22 pass from Thompson (1st and 10 at KS 44)
21	Oklahoma State	Warner 21 pass from Lewis (1st and 10 at OS 22)
21	Southern Illinois	Weber 21 pass from Howard (1st and 10 at SIU 39)
21	Southern Illinois	Brooks 21 pass from Howard (1st and 10 at SIU 38)
20	Iowa State	Imatorbhebehe 20 pass from Thompson (1st and 10 at IS 45)
20	Iowa State	Knowles 20 pass from Thompson (1st and 10 at IS 45)
20	Oklahoma	Brooks 20 pass from Thompson (1st and 10 at OU 10)
20	Oklahoma	Vaughn 20 pass from Thompson (1st and 10 at OU 45)

No. of plays from scrimmage, 20+ yards: 25 (5 run/20 pass)

No. of plays from scrimmage, 40+ yards: 8 (1 run/7 pass)

Returns	Opponent	Player
Kickoff	Oklahoma State	Knowles 99 yards
Punt		
Interception	Stanford	Smith 39 yards
Fumble		
No. of returns 20+ yards: 7 (5 KR/0 PR/2 Int/0 Fum)		
No. of returns 40+ yards: 2 (2 KR/0 PR/0 Int/0 Fum)		

OPPONENTS

Yards	Opponent	Play (Result)
75	Iowa State	Hall 75 run (TD)
55	Nevada	Strong 55 pass to Doubs (1st and Goal at KS 2)
52	Oklahoma State	Warren 52 pass from Sanders (1st and 10 at KS 23)
44	Nevada	Horton 44 pass to Stovall (1st and 10 at KS 19)
40	Oklahoma	Mims 40 pass from Rattler (1st and 10 at KS 47)
33	Oklahoma State	Presley 33 pass from Sanders (1st and 10 at KS 36)
29	Stanford	Humphreys 29 pass from McKee (1st and 10 at KS 48)
28	Oklahoma	Brooks 28 run (1st and 10 at KS 4)
27	Stanford	Tremayne 27 pass from West (1st and 10 at KS 48)
25	Iowa State	Noel 25 pass from Purdy (1st and 10 at KS 11)
24	Oklahoma State	Green 24 pass from Sanders (1st and 10 at KS 29)
24	Nevada	Strong 24 pass to Cooks (1st and 10 at KS 47)
23	Oklahoma State	Green 23 pass from Sanders (1st and 10 at KS 48)
23	Nevada	Strong 23 pass to Doubs (1st and 10 at NEV 37)
21	Iowa State	Hutchinson 21 pass from Purdy (1st and 10 at KS 29)
21	Southern Illinois	Daniel 21 pass from Baker (1st and 10 at KS 36)
20	Oklahoma	Stoops 20 pass from Rattler (1st and 10 at KS 14)
20	Oklahoma State	Martin 20 pass from Sanders (1st and 10 at KS 39)
20	Oklahoma State	Presley 20 pass from Sanders (TD)
20	Stanford	Humphreys 20 pass from McKee (1st and 10 at KS 49)

No. of plays from scrimmage, 20+ yards: 20 (2 run/18 pass)

No. of plays from scrimmage, 40+ yards: 5 (1 run/4 pass)

Returns	Opponent	Player
Kickoff	Oklahoma State	Presley 37 yards
Punt		
Interception	Southern Illinois	Jules 41 yards
Fumble	Oklahoma	Bonitto 70 yards
No. of returns 20+ yards: 7 (6 KR/0 PR/2 Int/1 Fum)		
No. of returns 40+ yards: 2 (0 KR/0 PR/1 Int/1 Fum)		

▼ THIRD-DOWN CONVERSIONS

BY QUARTER	1	2	3	4	TOTAL
KANSAS STATE	8-16	7-16	3-13	9-19	27-64
PCT.	.500	.438	.231	.474	.422
Opponents	8-20	11-20	10-22	8-20	37-82
PCT.	.400	.550	.455	.400	.451
BY YARDAGE	1-3	4-6	7-10	11+	TOTAL
KANSAS STATE	13-17	6-13	2-12	6-22	27-64
PCT.	.765	.461	.167	.273	.422
Opponents	16-27	13-20	6-19	2-16	37-82
PCT.	.593	.650	.316	.125	.451

WHO CONVERTS FOR K-STATE: Vaughn 9, Brooks 5, Ervin 4, Howard 2, Knowles 2, Weber 2, Lewis 1, Sinnott 1, Thompson 1

▼ RED ZONE

Opponent	Score	Times Inside Opp. 20	Times Scored	Total Pts	Total TDs	Rush TDs	Pass TDs	FGs Made	<----- Failed to score inside opp. 20 ----->						
Stanford	24-7	2	2	14	2	2	0	0	0	0	0	0	0	0	0
Southern Illinois	31-23	6	5	31	4	4	0	1	1	0	0	0	0	0	0
Nevada	38-17	4	4	24	3	3	0	1	0	0	0	0	0	0	0
Oklahoma State	20-31	1	1	3	0	0	0	1	0	0	0	0	0	0	0
Oklahoma	31-37	5	4	24	3	0	3	1	0	0	0	1	0	0	0
Iowa State	20-33	3	2	13	2	1	1	0	1	0	0	0	0	0	0
Texas Tech															
TCU															
Kansas															
West Virginia															
Baylor															
Texas															
<b>Totals</b>	<b>164-148</b>	<b>21</b>	<b>18</b>	<b>109</b>	<b>14</b>	<b>10</b>	<b>4</b>	<b>4</b>	<b>2</b>	<b>0</b>	<b>0</b>	<b>1</b>	<b>0</b>	<b>0</b>	<b>0</b>
<b>Opponents</b>	<b>148-164</b>	<b>20</b>	<b>20</b>	<b>115</b>	<b>14</b>	<b>7</b>	<b>7</b>	<b>6</b>	<b>0</b>	<b>0</b>	<b>0</b>	<b>0</b>	<b>0</b>	<b>0</b>	<b>0</b>

Season Percentage - Overall: 18 of 21 (85.7%)

Season Percentage - Touchdowns: 14 of 21 (66.7%)

Season Percentage - Field Goals: 4 of 21 (19.0%)

▼ SUPERLATIVES

KANSAS STATE

INDIVIDUAL

**Longest Rush:** 59, Deuce Vaughn vs. Stanford  
**Longest Touchdown Run:** 59, Deuce Vaughn vs. Stanford  
**Longest Pass:** 68, Will Howard vs. Nevada  
**Longest TD Pass:** 68, Will Howard vs. Nevada  
**Longest Punt Return:** 7, Phillip Brooks vs. Stanford  
**Longest Kickoff Return:** 99, Malik Knowles at Oklahoma State  
**Longest Interception Return:** 39, TJ Smith vs. Stanford  
**Most Punts:** 7, Ty Zentner at Oklahoma State  
**Longest Punt:** 60, Ty Zentner vs. Oklahoma  
**Highest Punt Average:** 60.0, Ty Zentner vs. Oklahoma  
**Longest Field Goal:** 45, Taiten Winkel at Oklahoma State  
**Most Field Goals:** 2, Taiten Winkel at Oklahoma State  
**Most TDs Rushing:** 3, Deuce Vaughn vs. Southern Illinois  
**Most TDs Receiving:** 1, seven times  
**Most TDs Passing:** 3, Skylar Thompson vs. Oklahoma  
**Most Rushing Attempts:** 26, Deuce Vaughn vs. Southern Illinois  
**Most Yards Rushing:** 127, Deuce Vaughn vs. Nevada  
**Most Pass Attempts:** 41, Skylar Thompson vs. Oklahoma  
**Most Pass Completions:** 29, Skylar Thompson vs. Oklahoma  
**Most Yards Passing:** 320, Skylar Thompson vs. Oklahoma  
**Most Receptions:** 10, Deuce Vaughn vs. Oklahoma  
**Most Yards Receiving:** 112, Malik Knowles vs. Southern Illinois  
**Most Total Offense:** 311, Skylar Thompson vs. Oklahoma  
**Most All-Purpose Yards:** 171, Malik Knowles vs. Oklahoma  
**Most Interceptions:** 1, five times  
**Most Tackles:** 10, Nick Allen and Cody Fletcher at Oklahoma State  
**Most Solo Tackles:** 9, Daniel Green vs. Nevada  
**Most Quarterback Sacks:** 3.0, Felix Anudike-Uzomah vs. Southern Illinois  
**Most Tackles for Loss:** 3.0, Felix Anudike-Uzomah vs. Southern Illinois  
**Most Passes Broken Up:** 1, 12 times

TEAM

	High	Low
Rushes	48 (Nevada)	25 (Oklahoma State)
Yards Rushing	269 (Nevada)	62 (Oklahoma State)
TD Rushes	4 (Southern Illinois and Nevada)	0 (Oklahoma State/Oklahoma)
Pass Attempts	41 (Oklahoma)	13 (Nevada)
Pass Completions	29 (Oklahoma)	9 (Stanford and Nevada)
Yards Passing	320 (Oklahoma)	129 (Nevada)
TD Passes	3 (Oklahoma)	0 (Stanford and Southern Illinois)
Total Plays	70 (Southern Illinois)	46 (Stanford)
Total Offense	420 (Oklahoma)	260 (Oklahoma State)
Points	38 (Nevada)	20 (Oklahoma State/Iowa State)
Sacks By	5 (Southern Illinois)	0 (Iowa State)
First Downs	24 (Southern Illinois)	13 (Oklahoma State)
Penalties	9 (Stanford)	4 (Oklahoma State/Iowa State)
Penalty Yards	78 (Stanford)	15 (Iowa State)
Turnovers	4 (Southern Illinois)	0 (Nevada)
Interceptions By	2 (Stanford)	0 (Oklahoma State/Iowa State)

TURNOVER CHART

GAME	TAKEAWAYS			GIVEAWAYS			DIFF.	K-STATE PTS OFF	OPP PTS OFF
	FUM	INT	TOT	FUM	INT	TOT			
Stanford	0	2	2	0	1	1	+1	7	0
Southern Illinois	2	1	3	2	2	4	-3	0	14
Nevada	0	1	1	0	0	0	+1	3	0
Oklahoma State	0	0	0	1	1	2	-2	0	7
Oklahoma	0	1	1	1	0	1	E	0	3
Iowa State	0	0	0	0	1	1	-1	0	3
Texas Tech									
TCU									
Kansas									
West Virginia									
Baylor									
Texas									
TOTAL	2	5	7	4	5	9	-2	10	27
AVG. PER GAME	0.3	0.8	1.2	0.7	0.8	1.5	-0.3	1.7	4.5

OPPONENT

INDIVIDUAL

**Longest Rush:** 75, Breece Hall, Iowa State  
**Longest Touchdown Run:** 75, Breece Hall, Iowa State  
**Longest Pass:** 55, Carson Strong, Nevada  
**Longest TD Pass:** 20, Spencer Sanders, Oklahoma State  
**Longest Punt Return:** 14, Brennan Presley, Oklahoma State  
**Longest Kickoff Return:** 37, Brennan Presley, Oklahoma State  
**Longest Interception Return:** 41, PJ Jules, Southern Illinois  
**Most Punts:** 6, Ryan Sanborn, Stanford and Tom Hutton, Oklahoma State  
**Longest Punt:** 56, Julian Diaz, Nevada  
**Highest Punt Average:** 42.3, Jack Colquhoun, Southern Illinois  
**Longest Field Goal:** 47, Gabe Brkic, Oklahoma  
**Most Field Goals:** 4, Andrew Mevis, Iowa State  
**Most TDs Rushing:** 2, Javon Williams Jr., Southern Illinois and Breece Hall, Iowa State  
**Most TDs Receiving:** 1, seven times  
**Most TDs Passing:** 2, Spencer Sanders, Oklahoma State and Spencer Rattler, Oklahoma  
**Most Rushing Attempts:** 30, Breece Hall, Iowa State  
**Most Yards Rushing:** 197, Breece Hall, Iowa State  
**Most Pass Attempts:** 40, Carson Strong, Nevada  
**Most Pass Completions:** 27, Carson Strong, Nevada  
**Most Yards Passing:** 344, Spencer Sanders, Oklahoma State  
**Most Receptions:** 9, Tay Martin, Oklahoma State  
**Most Yards Receiving:** 121, Romeo Doubs, Nevada  
**Most Total Offense:** 362, Spencer Sanders, Oklahoma State  
**Most All-Purpose Yards:** 232, Breece Hall, Iowa State  
**Most Interceptions:** 1, five players  
**Most Tackles:** 11, Daiyan Henley, Nevada  
**Most Solo Tackles:** 9, Qua Brown, Southern Illinois and Patrick Fields, Oklahoma  
**Most Quarterback Sacks:** 2.0, Will McDonald, Iowa State  
**Most Tackles for Loss:** 2.0, seven players  
**Most Passes Broken Up:** 3, Jarrick Bernard-Converse, Oklahoma State

TEAM

	High	Low
Rushes	43 (Oklahoma State)	22 (Stanford)
Yards Rushing	210 (Iowa State)	25 (Nevada)
TD Rushes	2 (SIU/OU/ISU)	0 (Stanford)
Pass Attempts	41 (Nevada)	25 (Iowa State)
Pass Completions	28 (Nevada)	16 (Southern Illinois)
Yards Passing	344 (Oklahoma State)	176 (Southern Illinois)
TD Passes	2 (Oklahoma State/Oklahoma)	0 (Southern Illinois)
Total Plays	77 (Oklahoma State)	52 (Stanford)
Total Offense	481 (Oklahoma State)	233 (Stanford)
Points	37 (Oklahoma)	7 (Stanford)
Sacks By	3 (Stanford/Iowa State)	0 (Nevada)
First Downs	25 (Oklahoma State)	14 (Stanford and Nevada)
Penalties	10 (Stanford/Oklahoma)	2 (Southern Illinois)
Penalty Yards	85 (Oklahoma)	10 (Southern Illinois)
Turnovers	3 (Southern Illinois)	0 (Oklahoma State/Iowa State)
Interceptions By	2 (Southern Illinois)	0 (Nevada/Oklahoma)

KICKOFFS

**Kickoffs:** 33  
**Touchbacks (pct.):** 19 (57.6)  
**Fair Catches:** 2  
**Downed Kicks:** 0  
**Out of Bounds:** 0  
**On-Side Kicks (No./Recovered by KS):** 2/0  
**Opponent Returns (No.-Yds./Avg):** 7-166/23.7  
**Opponent Touchdowns:** 0

KICKOFF RETURNS

**Kickoffs:** 32  
**Touchbacks (pct.):** 18 (56.3)  
**Fair Catches:** 0  
**Downed Kicks:** 0  
**Out of Bounds:** 1  
**On-Side Kicks (No./Recovered by Opp):** 1/0  
**Returns (No.-Yds./Avg):** 12-391/32.6  
**Touchdowns:** 2



# GAME ONE

nr/rv	STANFORD	0	0	0	7	-	7
	K-STATE	7	7	0	10	-	24

Sept. 4 | AT&T Stadium | Arlington, Texas | 11:03 a.m. | Att: 28,668



## TEAM STATISTICS

	STAN	K-STATE
<b>FIRST DOWNS</b>	<b>14</b>	<b>15</b>
Rushing	3	8
Passing	9	5
Penalty	2	2
<b>NET YARDS RUSHING</b>	<b>39</b>	<b>200</b>
Rushing Attempts	22	32
Average Per Rush	1.8	6.2
Rushing Touchdowns	0	3
Yards Gained Rushing	66	231
Yards Lost Rushing	27	31
<b>NET YARDS PASSING</b>	<b>194</b>	<b>144</b>
Completions-Attempts-Int	23-30-2	9-14-1
Average Per Attempt	6.5	10.3
Average Per Completion	8.4	16.0
Passing Touchdowns	1	0
<b>TOTAL OFFENSE YARDS</b>	<b>233</b>	<b>344</b>
Total offense plays	52	46
Average Gain Per Play	4.5	7.5
<b>Fumbles: Number-Lost</b>	<b>1-0</b>	<b>0-0</b>
<b>Penalties: Number-Yards</b>	<b>10-70</b>	<b>9-78</b>
<b>PUNTS-YARDS</b>	<b>6-238</b>	<b>3-118</b>
Average Yards Per Punt	39.7	39.3
Net Yards Per Punt	37.3	39.3
Inside 20	1	1
50+ Yards	1	0
Touchbacks	1	0
Fair catch	2	3
<b>KICKOFFS-YARDS</b>	<b>1-60</b>	<b>5-325</b>
Average Yards Per Kickoff	60.0	65.0
Net Yards Per Kickoff	60.0	40.8
Touchbacks	0	4
<b>Punt returns: Number-Yards-TD</b>	<b>0-0-0</b>	<b>1-7-0</b>
Average Per Return	0.0	7.0
<b>Kickoff returns: Number-Yds-TD</b>	<b>1-21-0</b>	<b>0-0-0</b>
Average Per Return	21.0	0.0
<b>Interceptions: Number-Yds-TD</b>	<b>1-0-0</b>	<b>2-37-0</b>
<b>Fumble Returns: Number-Yds-TD</b>	<b>0-0-0</b>	<b>0-0-0</b>
<b>Miscellaneous Yards</b>	<b>0</b>	<b>0</b>
<b>Possession Time</b>	<b>32:53</b>	<b>27:07</b>
1st Quarter	10:04	4:56
2nd Quarter	7:39	7:21
3rd Quarter	8:55	6:05
4th Quarter	6:15	8:45
<b>Third-Down Conversions</b>	<b>4 of 12</b>	<b>2 of 7</b>
<b>Fourth-Down Conversions</b>	<b>1 of 1</b>	<b>1 of 1</b>
<b>Red-Zone Scores-Chances</b>	<b>1-1</b>	<b>2-2</b>
Touchdowns	1-1	2-2
Field goals	0-1	0-2
<b>Sacks By: Number-Yards</b>	<b>3-21</b>	<b>4-23</b>
<b>PAT Kicks</b>	<b>1-1</b>	<b>3-3</b>
<b>Field Goals</b>	<b>0-0</b>	<b>1-1</b>

## ► Game Notes

• The Wildcats are now 3-0 in neutral-site games to open a season, with the other wins being a 27-7 victory over Iowa (2000) and a 42-28 win over California (2003), both at Arrowhead Stadium in Kansas City... K-State is now 28-4 (87.5%) in season openers since 1990 and holds an 86-35-5 (70.7%) mark all-time in season openers... **Chris Klieman** is 7-2 (77.8%) in season openers in his nine years as a head coach.

• K-State only gave up seven points, the fewest allowed to a Power 5 non-conference opponent since only allowing six points at USC in 2002.

• The Cats converted on both of its red zone attempts... Dating back to the beginning of 2019 – the first year under head coach **Chris Klieman** – the Wildcats are 83-of-87 (95.4%) on red-zone attempts... K-State led the nation in red zone efficiency in 2019 and was fourth in 2020 as the Wildcats are the only team to rank in the top five nationally each of the previous two seasons.

• **Deuce Vaughn** carded 124 yards and a touchdown on 13 carries... It was his fourth career 100-yard rushing game and his third-straight game dating back to last year... It is the 12th time in school history a player has had a streak of at least three-straight games with 100 yards rushing... The last time a Wildcat had at least three-straight games of 100 rushing yards was Alex Bames in 2018 (four-straight games)... He scored on a 59-yard rush in the first half, a career long.

• **Skylar Thompson** made his 31st career start under center for the Wildcats... The victory was his third in a season opener as a starter, the most by a Wildcat starting QB since at least 1930... Thompson now has 24 career rushing touchdowns to rank fourth in school history among quarterbacks.

## WILDCATS HANDLE STANFORD IN 2021 OPENER

**ARLINGTON, Texas** – The first time Skylar Thompson talked about his decision to come back to Manhattan, he said he wanted to end his K-State career on a high note.

After his first touchdown of the season, a six-yard Thompson scamper in front of the K-State student section at AT&T Stadium, it was hard to argue with the Wildcats senior captain. But it was easier than ever to picture Thompson making good on that March prediction.

K-State defeated Stanford 24-7 in their season opener, played in Arlington as part of the 2021 Allstate Kickoff Classic. It was a wire-to-wire victory, and the Wildcats found the explosive plays they needed to complement a K-State defense that completely shut down the Cardinal.

Start with the atmosphere at AT&T Stadium, where a game played almost 500 miles from Manhattan still managed to deliver the Wildcats an undeniable home-field advantage. A pair of Powercats in each endzone was one thing, but the K-State fans packed into AT&T Stadium delivered the noise when it mattered. Midway through the second quarter, Stanford had already racked up three false starts.

Meanwhile, the Wildcats overcame an early mistake on offense – a highlight reel interception by Stanford cornerback Kyu Blu Kelly in the endzone – to play from in front against Stanford.

On K-State's second drive of the game, Phillip Brooks raced through busted coverage for a 56-yard catch-and-run. The All-American returner was also the Wildcats leading receiver on Saturday, hauling in three passes for 81 yards, a new career high. His first catch of the afternoon would set up Thompson's six-yard touchdown run, and the Wildcats never looked back in Arlington.

Deuce Vaughn was involved early and often for K-State, with 13 carries and two receptions against the Cardinal. His biggest play of the afternoon came in the second quarter, when on third-and-long, Vaughn broke loose on a draw play for a 59-yard touchdown run.

Vaughn finished with 124 yards and a touchdown, his third consecutive 100-yard rushing day going back to last season.

Another Thompson rushing touchdown in the fourth quarter would put the game out of reach, after a TJ Smith interception had the Wildcats in Stanford territory.

It was the defense, with big plays throughout the afternoon, that turned AT&T Stadium into Manhattan South. With five new starters on defense, the Wildcats kept Stanford off the board until it was 24-0 in the fourth quarter.

The Cardinal punted on their first four drives before Louisville transfer Russ Yeast came up with his first interception as a Wildcat to stop another Stanford drive inside the K-State 30-yard line.

Head coach Chris Klieman talked postgame about the importance of limiting explosive plays, and Stanford's longest play from scrimmage on Saturday was 30 yards.

## SCORING SUMMARY

Team	Qtr/Time	Scoring Play	Conversion	Plays-Yds-TOP	Score
KS	1st/3:06	Thompson 6 yd run	Winkel kick	2-62-0:56	0-7
KS	2nd/6:17	Vaughn 59 yd run	Winkel kick	2-71-1:39	0-14
KS	4th/10:08	Winkel 40 yd field goal		9-44-4:43	0-17
KS	4th/7:10	Thompson 13 yd run	Winkel kick	2-20-0:46	0-24
STAN	4th/3:16	Tremayne 14 yd pass from McKee	Karty kick	10-75-3:54	7-24

## STATISTICAL LEADERS

### ► Stanford

Rushing	Att	Yds	TD	Lg	Avg
Jones	9	25	0	6	2.8
Smith	3	18	0	15	6.0
Peat	3	3	0	4	1.0
McKee	4	-1	0	11	-0.2

Passing	C-A-I	Yds	TD	Lg	Sack
McKee	15-18-0	118	1	29	2
West	8-12-2	76	0	27	2

Receiving	Rec	Yds	TD	Lg
Tremayne	4	57	1	27
Yurosek	4	30	0	12
Jones	4	30	0	15
Humphreys	3	53	0	29
Smith	3	14	0	9
Higgins	3	8	0	6
Filkins	1	6	0	6

### ► Kansas State

Rushing	Att	Yds	TD	Lg	Avg
Vaughn	13	124	1	59	9.5
Knowles	2	35	0	30	17.5
Thompson	11	33	2	13	3.0
Wright	1	6	0	6	6.0

Passing	C-A-I	Yds	TD	Lg	Sack
Thompson	9-14-1	144	0	56	3

Receiving	Rec	Yds	TD	Lg
Brooks	3	81	0	56
Imatorbhebhe	2	38	0	22
Knowles	2	13	0	10
Vaughn	2	12	0	6

## GAME TWO

<b>S. ILLINOIS</b>	<b>0</b>	<b>23</b>	<b>0</b>	<b>0</b>	<b>-</b>	<b>23</b>
<b>rv/rv K-STATE</b>	<b>14</b>	<b>7</b>	<b>3</b>	<b>7</b>	<b>-</b>	<b>31</b>

Sept. 11 | Bill Snyder Family Stadium | Manhattan, Kan. | 6:05 p.m. | Att: 47,628



## TEAM STATISTICS

	SIU	K-STATE
<b>FIRST DOWNS</b>	<b>17</b>	<b>24</b>
Rushing	7	17
Passing	9	7
Penalty	1	0
<b>NET YARDS RUSHING</b>	<b>100</b>	<b>208</b>
Rushing Attempts	40	49
Average Per Rush	2.5	4.2
Rushing Touchdowns	2	4
Yards Gained Rushing	138	242
Yards Lost Rushing	38	34
<b>NET YARDS PASSING</b>	<b>176</b>	<b>172</b>
Completions-Attempts-Int	16-28-1	11-21-2
Average Per Attempt	6.3	8.2
Average Per Completion	11.0	15.6
Passing Touchdowns	0	0
<b>TOTAL OFFENSE YARDS</b>	<b>276</b>	<b>380</b>
Total offense plays	68	70
Average Gain Per Play	4.1	5.4
<b>Fumbles: Number-Lost</b>	<b>2-2</b>	<b>2-2</b>
<b>Penalties: Number-Yards</b>	<b>2-10</b>	<b>5-40</b>
<b>PUNTS-YARDS</b>	<b>3-127</b>	<b>2-92</b>
Average Yards Per Punt	42.3	46.0
Net Yards Per Punt	42.3	36.0
Inside 20	1	1
50+ Yards	1	0
Touchbacks	0	1
Fair catch	0	1
<b>KICKOFF-YARDS</b>	<b>5-306</b>	<b>6-390</b>
Average Yards Per Kickoff	61.2	65.0
Net Yards Per Kickoff	36.6	40
Touchbacks	3	6
Fair Catch Yards	0	0
<b>Punt returns: Number-Yards-TD</b>	<b>0-0-0</b>	<b>0-0-0</b>
Average Per Return	0.0	0.0
<b>Kickoff returns: Number-Yds-TD</b>	<b>0-0-0</b>	<b>2-48-0</b>
Average Per Return	0.0	24.0
<b>Interceptions: Number-Yds-TD</b>	<b>2-63-1</b>	<b>1-0-0</b>
<b>Fumble Returns: Number-Yds-TD</b>	<b>1-8-0</b>	<b>0-0-0</b>
<b>Possession Time</b>	<b>26:04</b>	<b>33:56</b>
1st Quarter	7:27	7:33
2nd Quarter	6:31	8:29
3rd Quarter	4:06	10:54
4th Quarter	8:00	7:00
<b>Third-Down Conversions</b>	<b>4-14</b>	<b>4-10</b>
<b>Fourth-Down Conversions</b>	<b>2-3</b>	<b>1-1</b>
<b>Red-Zone Scores-Chances</b>	<b>3-3</b>	<b>5-6</b>
<b>Touchdowns</b>	<b>2-3</b>	<b>4-6</b>
<b>Field goals</b>	<b>1-3</b>	<b>1-6</b>
<b>Sacks By: Number-Yards</b>	<b>1-10</b>	<b>5-34</b>
<b>PAT Kicks</b>	<b>2-2</b>	<b>4-4</b>
<b>Field Goals</b>	<b>1-2</b>	<b>1-2</b>

## ► Game Notes

• K-State running back **Deuce Vaughn** rushed for 120 yards, while wide receiver **Malik Knowles** had 112 receiving yards... It was the first time since the 2014 Texas Tech game that the Wildcats had a 100-yard rusher and a 100-yard receiver in the same game... That year against the Red Raiders, quarterback Jake Waters rushed for 105 yards, while Curry Sexton (128) and Tyler Lockett (125) each netted 100-yard receiving games.

• **Malik Knowles** hauled in four catches for 112 yards... It was a career-high in receiving yards, bettering a 99-yard effort against Bowling Green on September 7, 2019... It was the Wildcats' first 100-yard receiving game since **Deuce Vaughn** went for 129 yards last year at Oklahoma, while it was the first by a K-State wide receiver since Isaiah Zuber had a 133-yard output at West Virginia on September 22, 2018.

• **Deuce Vaughn** carded 120 yards and three touchdowns on 26 carries... It was his fifth career 100-yard rushing game and his fourth-straight game dating back to last year... It is the fifth time in school history a player has had a streak of at least four-straight games with 100 yards rushing.... It was the first time a Wildcat had three rushing touchdowns since **Skylar Thompson** did so against Oklahoma last season, while it was the first by a Wildcat running back since Barnes had four against Oklahoma State in 2018.

• Defensive tackle **Jaylen Pickle** carded his first-career interception on a ball batted up in the air by linebacker **Ryan Henington**... It was the first time a Wildcat interior defensive lineman recorded a pick since Matt Seiwert did so against Missouri State in 2016.

## K-STATE HOLDS OFF SIU IN HOME OPENER

**MANHATTAN, Kan.** — Kansas State lost star sixth-year senior quarterback Skylar Thompson to an apparent right knee injury and suffered four turnovers, but the Wildcats' defense came to the rescue down the stretch in a 31-23 victory over Southern Illinois in front of 47,628 at Bill Snyder Family Stadium.

With 7 minutes, 21 seconds left in the first quarter and K-State facing first-and-10 at the Southern Illinois 12-yard line, Thompson handed off to sophomore running back Deuce Vaughn to the right side and attempted to block for the preseason All-American. However, Thompson fell to the ground with a non-contact injury to his right knee, causing a hush to fill the stadium that was near capacity for the first time since 2019.

Thompson remained on his back for several minutes and K-State head coach Chris Klieman joined him before medical staff took Thompson to the injury tent. Thompson later walked under his own power with staff to the locker room.

Thompson made his 32nd career start, tying Eli Roberson for first among K-State quarterbacks since 1990, and ranks fourth in school history with 5,261 passing yards.

With Thompson sidelined, K-State's best drive without its sixth-year senior came on the final possession of the game. Sophomore Will Howard hit wide receiver Phillip Brooks with a 21-yard pass across the middle to set up the Wildcats at the SIU 38-yard line. Then running back Joe Ervin came alive with a 14-yard carry up the middle. Vaughn carried the ball three straight times, finally charging through the biggest gap of the game as he ran untouched up the middle from 4 yards out for a 31-23 lead just under 2 minutes remaining in the game.

Vaughn had 26 carries for 120 yards and three touchdowns — his fourth-straight 100-yard performance — leading an offense that outgained Southern Illinois 380-276, but left plenty to be desired.

Defensive tackle Jaylen Pickle recorded his first-career interception off a batted ball by linebacker Ryan Henington while defensive end Felix Anudike-Uzomah spearheaded the defensive effort with five tackles, including a career-high three sacks and two forced fumbles. He raced off the edge and forced Southern Illinois quarterback Nic Baker to fumble with 8:37 left in the fourth quarter. Linebacker Daniel Green recovered the ball deep in Southern Illinois territory.

The Wildcats were unable to convert — this time on a missed 24-yard field goal attempt. Still, K-State did enough. The defense impressively held Southern Illinois off the scoreboard the second half.

When Thompson left the field, the game turned into a nail biter quickly.

On his first full drive, Howard took the offense 55 yards on 10 plays as Vaughn rushed 1 yard for his second score and a 21-3 lead. K-State's lead quickly evaporated as SIU scored 20 unanswered points, including two touchdowns off turnovers, and the Wildcats trailed 23-21 at halftime. K-State suffered a turnover on each of its final three possessions in the second quarter alone.

K-State's troubles began when Southern Illinois went on a nine-play, 75-yard drive that ended with a four-yard touchdown run by Javon Williams, Jr. On the Wildcats' first play from scrimmage, Southern Illinois forced a fumble at the K-State 17-yard line and needed just two plays to score a touchdown and trim K-State's lead to 21-16. K-State's struggles continued as Howard threw a third-down interception that PJ Jules returned 41 yards for a score and the Wildcats suddenly trailed 23-21. Howard then suffered a fumble when he was sacked at the K-State 49-yard line with 59 seconds remaining in the second quarter. Fortunately, the Wildcats were able to regroup at halftime.

## SCORING SUMMARY

Team	Qtr/Time	Scoring Play	Conversion	Plays-Yds-TOP	Score
KS	1st/11:45	Vaughn 4 yd rush	Winkel kick	6-75 3:15	0-7
KS	1st/6:02	Howard 1 yd rush	Winkel kick	8-77 4:08	0-14
SIU	2nd/14:21	Gualdoni 32 yd FG		17-61 6:41	3-14
KS	2nd/9:16	Vaughn 1 yd rush	Winkel kick	10-55 4:57	3-21
SIU	2nd/5:09	Williams Jr. 4 yd rush	Baker failed	9-75 4:07	9-21
SIU	2nd/4:14	Williams Jr. 1 yd rush	Gualdoni kick	2-9 0:46	16-21
SIU	2nd/3:16	Jules 41 yd interception return	Gualdoni kick		23-21
KS	3rd/5:56	Winkel 34 yd FG		14-66 7:38	23-24
KS	4th/1:57	Vaughn 4 yd rush	Winkel kick	7-59 3:19	23-31

## STATISTICAL LEADERS

## ► Southern Illinois

Rushing	Att	Yds	TD	Lg	Avg
Williams Jr.	12	46	2	8	3.8
Strong	6	35	0	12	5.8
Lenoir	2	13	0	11	6.5
Hartrup	1	9	0	9	9.0
Elliott	5	7	0	4	1.4

Passing	C-A-I	Yds	TD	Lg	Sack
Baker	16-27-1	176	0	21	5
Williams Jr.	0-1-0	0	0	0	0

Receiving	Rec	Yds	TD	Lg
Lenoir	6	63	0	19
Cox	3	40	0	19
Daniel	3	33	0	21
Hartrup	2	20	0	14
Rollins	1	15	0	15
Strong	1	5	0	5

## ► Kansas State

Rushing	Att	Yds	TD	Lg	Avg
Vaughn	26	120	3	16	4.6
Ervin	8	47	0	14	5.9
Wright	3	24	0	9	8.0
Howard	8	9	1	7	1.1
Knowles	1	4	0	4	4.0
Brooks	1	3	0	3	3.0

Passing	C-A-I	Yds	TD	Lg	Sack
Howard	8-17-1	76	0	21	1
Thompson	3-4-1	96	0	50	0

Receiving	Rec	Yds	TD	Lg
Knowles	4	112	0	50
Weber	2	30	0	21
Vaughn	2	1	0	5
Brooks	1	21	0	21
Garber	1	5	0	5
Dineen	1	3	0	3



## GAME THREE

rv/rv <b>NEVADA</b>	7	0	10	0	-	17
rv/rv <b>K-STATE</b>	7	10	0	21	-	38

Sept. 18 | Bill Snyder Family Stadium | Manhattan, Kan. | 1:05 p.m. | Att: 48,768



JOE ERVIN

## TEAM STATISTICS

	NEV	K-STATE
<b>FIRST DOWNS</b>	<b>14</b>	<b>21</b>
Rushing	5	14
Passing	9	6
Penalty	0	1
<b>NET YARDS RUSHING</b>	<b>25</b>	<b>269</b>
Rushing Attempts	23	48
Average Per Rush	11	5.6
Rushing Touchdowns	1	4
Yards Gained Rushing	53	276
Yards Lost Rushing	28	7
<b>NET YARDS PASSING</b>	<b>306</b>	<b>129</b>
Completions-Attempts-Int	28-41-1	9-13-0
Average Per Attempt	7.5	9.9
Average Per Completion	10.9	14.3
Passing Touchdowns	1	1
<b>TOTAL OFFENSE YARDS</b>	<b>331</b>	<b>398</b>
Total offense plays	64	61
Average Gain Per Play	5.2	6.5
<b>Fumbles: Number-Lost</b>	<b>1-0</b>	<b>0-0</b>
<b>Penalties: Number-Yards</b>	<b>8-62</b>	<b>6-45</b>
<b>PUNTS-YARDS</b>	<b>3-113</b>	<b>3-106</b>
Average Yards Per Punt	37.7	35.3
Net Yards Per Punt	37.7	24.3
Inside 20	0	0
50+ Yards	1	0
Touchbacks	0	1
Fair catch	0	0
<b>KICKOFFS-YARDS</b>	<b>4-260</b>	<b>7-451</b>
Average Yards Per Kickoff	65.0	64.4
Net Yards Per Kickoff	40.0	42.9
Touchbacks	4	4
<b>Punt returns: Number-Yards-TD</b>	<b>1-13-0</b>	<b>0-0-0</b>
Average Per Return	13.0	0.0
<b>Kickoff returns: Number-Yds-TD</b>	<b>3-61-0</b>	<b>0-0-0</b>
Average Per Return	20.3	0.0
<b>Interceptions: Number-Yds-TD</b>	<b>0-0-0</b>	<b>1-26-0</b>
<b>Fumble Returns: Number-Yds-TD</b>	<b>0-0-0</b>	<b>0-0-0</b>
<b>Miscellaneous Yards</b>	<b>0</b>	<b>0</b>
<b>Possession Time</b>	<b>29:00</b>	<b>31:00</b>
1st Quarter	8:32	6:28
2nd Quarter	6:22	8:38
3rd Quarter	9:32	5:28
4th Quarter	4:34	10:236
<b>Third-Down Conversions</b>	<b>8 of 17</b>	<b>5 of 9</b>
<b>Fourth-Down Conversions</b>	<b>2 of 4</b>	<b>0 of 0</b>
<b>Red-Zone Scores-Chances</b>	<b>3-3</b>	<b>4-4</b>
Touchdowns	2-3	3-4
Field goals	1-3	1-4
<b>Sacks By: Number-Yards</b>	<b>0-0</b>	<b>3-22</b>
<b>PAT Kicks</b>	<b>2-2</b>	<b>5-5</b>
<b>Field Goals</b>	<b>1-1</b>	<b>1-1</b>

## Game Notes

• With the win, the Wildcats put together a perfect 3-0 non-conference slate for the season time in head coach Chris Klieman's three years at the helm... Since 1993, the K-State has put together 17 perfect regular-season non-conference ledgers... In the previous 16 occurrences, the Wildcats went on to win at least eight games 12 times.

• Deuce Vaughn rushed for a career-high 127 yards and a touchdown on 23 carries, while he also hauled in one catch for 15 yards... It was Vaughn's fifth-straight games with 100 rushing yards, the longest streak since Darren Sproles also did so in five-straight games in 2003... It is tied for the third-longest streak in school history behind a 10-gamer by Sproles over the 2002 and 2003 seasons and a six-game streak by Isaac Jackson in 1973... His 127 rushing yards bettered his previous career high of 125 last year against Texas.

• Vaughn also etched his name in the record book as he became the 32nd player in school history to achieve 1,000 career rushing yards, but one of the fastest in school history to do so... Vaughn reached the milestone on the 183rd carry of his career, ranking him fifth in school history.

• Dating back to last season, Kansas State has rushed for 200 yards in five-straight games... It is the longest streak by the Wildcats with 200 yards of rushing since the 2016 team did so in seven-straight games against Texas, Iowa State, Oklahoma State, Baylor, Kansas, TCU and Texas A&M.

• Kansas State scored on the second play of the game, a 68-yard pass from Will Howard to Daniel Imatorbhebhe with 14:16 left on the clock... It was tied for the ninth-quickest score in school history.

## K-STATE DOMINATES FOURTH QUARTER IN WIN

**MANHATTAN, Kan.** — Will Howard accounted for three touchdowns and sophomore running back Deuce Vaughn gained 100 rushing yards for a fifth straight game while reaching 1,000 in his career, as Kansas State raced away from Nevada 38-17 at Bill Snyder Family Stadium.

Howard, who started in place of injured sixth-year quarterback Skylar Thompson, fired a 68-yard touchdown on the Wildcats' second play from scrimmage. He rushed for two touchdowns during a fourth quarter in which the offense broke a 17-17 tie by scoring the final points the rest of the way in the Wildcats' first-ever meeting against Nevada. K-State's 21 fourth-quarter points tied for the third most in school history.

In a game in which K-State actually entered as a slight underdog, the Wildcats made a statement in going 3-0 ahead of their Big 12 Conference opener at Oklahoma State. The chip on the shoulder is fully intact for a league season that they've dubbed the "revenge tour," after they finished with a 4-5 conference mark a year ago.

Vaughn continued his young career by reaching more marks behind his jitter moves and powerful running. Vaughn had 23 carries for 127 yards and one touchdown, becoming the first K-State player since Darren Sproles in 2003 to reach five-consecutive games with at least 100 rushing yards. Vaughn reached 100 yards and 1,000 career rushing yards on back-to-back plays that got the Cats to the Nevada 5-yard line with less than 7 minutes remaining. It was his 20th and 21st carries of the game. Vaughn now has 1,013 career rushing yards.

Howard pushed the ball over the goal line from 2 yards out for a 31-17 lead to cap an 11-play, 62-yard drive. Moments later, Howard ended an 8-play drive with a 1-yard touchdown run to close out a dominant contest on the ground.

K-State outrushed Nevada 269-25 and rushed for four touchdowns. Its streak of five 200-yard rushing efforts dating to last season marks the longest streak since 2016. The Wildcats were clicking with a 22-yard touchdown run by running back Joe Ervin, who added 11 carries for a career-high 82 yards and scored his first touchdown since 2019.

The K-State defense had its hands full during a third quarter in which Nevada quarterback Carson Strong, a projected first-round NFL draft pick, guided the Wolf Pack from a 17-7 deficit to tie the score. Strong showed exactly why a handful of scouts were on hand to observe him from the press box behind his composure and powerful arm. Although Strong entered the day ranked fifth in the FBS in passing yards (346.0) and ninth in passing touchdowns (six), K-State held him to 27 of 40 passing for 262 yards and one touchdown and one interception.

Nevada entered averaging 35.5 points and 479.0 total yards in its previous two games at California (22-17) and against Idaho State (49-10), but K-State held the Wolf Pack to just two touchdowns on 10 offensive drives.

Howard, who started in eight games last season, struck early by finding tight end Daniel Imatorbhebhe across the middle with the 68-yard touchdown just 44 seconds into the game, tied for the ninth-quickest score in school history. The Wildcats were on their way to completing their 17th perfect non-conference season since 1993 while dominating the line of scrimmage, averaging 6.5 yards per play and committing no turnovers.

## SCORING SUMMARY

Team	Qtr/Time	Scoring Play	Conversion	Plays-Yds-TOP	Score
KS	1st/14:16	Imatorbhebhe 68 yd pass from Howard	Winkel kick	2-75-0:44	0-7
NEV	1st/0:08	Lee 1 yd run	Talton kick	8-74-2:31	7-7
KS	2nd/11:42	Ervin 22 yd run	Winkel kick	8-75-3:26	7-14
KS	2nd/2:08	Winkel 37 yd field goal		10-38-4:37	7-17
NEV	3rd/10:35	Talton 46 yd field goal		8-47-4:06	10-17
NEV	3rd/4:08	Cooks 14 yd pass from Strong	Talton kick	9-42-5:07	17-17
KS	4th/14:54	Vaughn 1 yd run	Winkel kick	8-75-4:14	17-24
KS	4th/6:12	Howard 2 yd run	Winkel kick	11-62-6:09	17-31
KS	4th/1:12	Howard 1 yd run	Winkel kick	8-31-4:11	17-38

## STATISTICAL LEADERS

### ► Nevada

Rushing	Att	Yds	TD	Lg	Avg
Lee	10	24	1	6	2.4
Taua	6	15	0	8	2.5
Morrow	1	2	0	2	2.0
Strong	5	-14	0	5	-2.8

Passing	C-A-I	Yds	TD	Lg	Sack
Strong	27-40-1	262	1	55	3
Horton	1-1-0	44	0	44	0

Receiving	Rec	Yds	TD	Lg
Doubs	7	121	0	55
Stovall	7	76	0	44
Cooks	4	45	1	24
Horton	3	23	0	12
Turner	2	12	0	8
Lee	1	15	0	15

### ► Kansas State

Rushing	Att	Yds	TD	Lg	Avg
Vaughn	23	127	1	14	5.5
Ervin	11	82	1	22	7.5
Howard	12	56	2	19	4.7
Knowles	1	6	0	6	6.0

Passing	C-A-I	Yds	TD	Lg	Sack
Howard	7-10-0	123	1	68	0
Lewis	2-3-0	6	0	4	0

Receiving	Rec	Yds	TD	Lg
Brooks	5	28	0	12
Imatorbhebhe	1	68	1	68
Vaughn	1	16	0	16
Sinnott	1	11	0	11
Wheeler	1	6	0	6



## GAME FOUR

25/rv <b>K-STATE</b>	10	3	7	0	-	20
rv/22 <b>OKLA. ST.</b>	21	10	0	0	-	31

Sept. 25 | Boone Pickens Stadium | Stillwater, Okla. | 6:05 p.m. | Att: 51,444



## TEAM STATISTICS

	K-STATE	OSU
<b>FIRST DOWNS</b>	<b>13</b>	<b>25</b>
Rushing	4	8
Passing	8	14
Penalty	1	3
<b>NET YARDS RUSHING</b>	<b>62</b>	<b>137</b>
Rushing Attempts	25	43
Average Per Rush	2.5	3.2
Rushing Touchdowns	0	1
Yards Gained Rushing	94	154
Yards Lost Rushing	32	17
<b>NET YARDS PASSING</b>	<b>198</b>	<b>344</b>
Completions-Attempts-Int	14-31-1	22-34-0
Average Per Attempt	6.4	10.1
Average Per Completion	14.1	15.6
Passing Touchdowns	1	2
<b>TOTAL OFFENSE YARDS</b>	<b>260</b>	<b>481</b>
Total offense plays	56	77
Average Gain Per Play	4.6	6.5
<b>Fumbles: Number-Lost</b>	<b>2-1</b>	<b>2-0</b>
<b>Penalties: Number-Yards</b>	<b>4-41</b>	<b>8-79</b>
<b>PUNTS-YARDS</b>	<b>7-349</b>	<b>6-236</b>
Average Yards Per Punt	49.9	39.3
Net Yards Per Punt	48.1	40.0
Inside 20	3	2
50+ Yards	5	0
Touchbacks	0	0
Fair catch	1	3
<b>KICKOFF-YARDS</b>	<b>4-254</b>	<b>6-389</b>
Average Yards Per Kickoff	63.5	64.8
Net Yards Per Kickoff	35.2	31.7
Touchbacks	2	3
Fair Catch Yards	0	0
<b>Punt returns: Number-Yards-TD</b>	<b>1--4-0</b>	<b>4-12-0</b>
Average Per Return	-4.0	3.0
<b>Kickoff returns: Number-Yds-TD</b>	<b>3-124-1</b>	<b>2-63-0</b>
Average Per Return	41.3	31.5
<b>Interceptions: Number-Yds-TD</b>	<b>0-0-0</b>	<b>1-1-0</b>
<b>Fumble Returns: Number-Yds-TD</b>	<b>0-0-0</b>	<b>1-0-1</b>
<b>Possession Time</b>	<b>24:54</b>	<b>35:06</b>
1st Quarter	9:16	5:44
2nd Quarter	5:33	9:27
3rd Quarter	7:13	7:47
4th Quarter	2:52	12:08
<b>Third-Down Conversions</b>	<b>2-12</b>	<b>8-17</b>
<b>Fourth-Down Conversions</b>	<b>1-2</b>	<b>0-0</b>
<b>Red-Zone Scores-Chances</b>	<b>1-1</b>	<b>4-4</b>
<b>Touchdowns</b>	<b>0-1</b>	<b>3-4</b>
<b>Field goals</b>	<b>1-1</b>	<b>1-4</b>
<b>Sacks By: Number-Yards</b>	<b>1-2</b>	<b>2-13</b>
<b>PAT Kicks</b>	<b>2-2</b>	<b>4-4</b>
<b>Field Goals</b>	<b>2-2</b>	<b>1-3</b>

## ► Game Notes

• The nation's leader in non-offensive touchdowns since 1999, Kansas State got its first one of the year on a 99-yard kickoff return by **Malik Knowles** in the first quarter, answering an Oklahoma State touchdown... It was the Wildcats' 123rd non-offensive touchdowns since 1999, the most in the nation... Entering play on Saturday, the Wildcats led second-place Alabama by nine (113)... Additionally, it was K-State's 56th kickoff- or punt-return touchdown since 2005, which is also the nation's best... Entering play on Saturday, Alabama was second with 34.

• Knowles tallied the second kickoff-return touchdown of his career on his 99-yard return in the first quarter... His first was a 100-yard return two years ago at Mississippi State... Knowles' two career kickoff return touchdowns now tie him for fifth in school history.

• Running back **Deuce Vaughn** finished the game with five receptions for 73 yards, which included a 55-yard touchdown reception in the third quarter... It was the fourth time in his career that he tallied at least 70 receiving yards... Vaughn improved his career receiving yardage total to 536, which ranks fifth in school history among running backs or fullbacks.

## WILDCATS DROP BIG 12 OPENER AT OSU

**STILLWATER, Okla.** — No. 25 Kansas State saw early momentum from a Malik Knowles' 99-yard kickoff-return touchdown flattened by Oklahoma State quarterback Spencer Sanders and a Cowboys' first-half scoring flurry, and the Wildcats saw their perfect start to the season end during a 31-20 loss.

K-State's bid to remain undefeated after four games for the first time since 2012 effectively came to a halt shortly after Knowles' magical kickoff return with 6 minutes, 18 seconds left in the first quarter offered promise. Knowles fielded the kickoff down the right side at the 1, weaved past three defenders off blocks, stiff-armed another defender as he hit the middle of the field, then adjusted and angled back to the right side the final 50 yards into the end zone and a 10-7 lead.

K-State's 123 non-offensive touchdowns since 1999 are the most in the nation, as are its 56 combined kickoff- and punt-return touchdowns since 2005. Unfortunately for K-State, their cheers on the sideline didn't last too long.

K-State hadn't allowed an opponent to score 24 points this season. Oklahoma State put up 24 unanswered points in less than 18 minutes. The Wildcats trailed 31-13 at halftime and couldn't scratch back within single digits the rest of the way.

Oklahoma State entered 98th in scoring offense and with some apparent questions after the Cowboys fought off their first three opponents in Missouri State (23-16), Tulsa (28-23) and at Boise State (21-10) without scoring 30 points in any game. However, the Cowboys exploded with their best showing of the season, as the Wildcats were unable to solve Sanders and Jaylen Warren, who nearly had both 100 rushing yards and 100 receiving yards despite missing some time in the second half due to injury.

Sanders threw for two touchdowns and ran for another, as the Cowboys scored on drives of 75, 73 and 90 yards. Sanders completed 22 of 34 for 344 yards and two touchdowns to go along with nine carries for 18 yards and one touchdown. Warren had 27 carries for 123 yards and added four catches for 81 yards. Senior wide receiver Tay Martin had a game-high nine catches for 100 yards and one score.

K-State used both of its quarterbacks. Sophomore quarterback Jared Lewis came off the sideline to complete 10 of 19 passes for 148 yards with one touchdown and one interception after starter Will Howard suffered an injury. Howard, in his first career start in a full-capacity road environment, went 4 of 12 for 50 yards and had three carries for a team-high 28 yards. However, Howard also suffered one costly lost fumble late in the first quarter that resulted in a touchdown and the Wildcats trailed 21-10.

Oklahoma State clamped down on Deuce Vaughn's rushing game, holding the Wildcats' biggest offensive weapon to season lows with just 22 yards on 13 carries. But Vaughn led the Wildcats with five catches for 73 yards and scored the only touchdown by the offense in the game.

Oklahoma State outgained K-State 486-260 in total yards. K-State managed just 198 passing yards and a season-low 62 yards on the ground. K-State ranked sixth nationally in rushing defense in allowing less than 55 rushing yards per game, but Oklahoma State amassed 132.

The Wildcats suffered their seventh loss in their last eight trips to Stillwater while also opening a Big 12 Conference season away from home for the 21st time in the 26-year history of the league.

## SCORING SUMMARY

Team	Qtr/Time	Scoring Play	Conversion	Plays-Yds-TOP	Score
KS	1st/8:51	Winkel 32 yd field goal		13-68-6:03	3-0
OS	1st/6:32	Sanders 2 yd run	Hale kick	7-75-2:19	3-7
KS	1st/6:18	Knowles 99 yd kickoff return			10-7
OS	1st/3:26	Presley 20 yd pass from Sanders	Hale kick	7-73-2:46	10-14
OS	1st/3:15	Rodriguez 0 yd fumble return	Hale kick		10-21
OS	2nd/10:51	Martin 7 yd pass from Sanders	Hale kick	11-90-4:42	10-28
OS	2nd/4:21	Hale 20 yd field goal		11-88-4:27	10-31
KS	2nd/0:00	Winkel 45 yd field goal		4-33-0:38	13-31
KS	3rd/1:08	Vaughn 55 yd pass from Lewis	Winkel kick	3-85-1:28	20-31

## STATISTICAL LEADERS

## ► Kansas State

Rushing	Att	Yds	TD	Lg	Avg
Howard	3	28	0	37	9.3
Vaughn	13	22	0	7	1.7
Ervin	1	5	0	5	5.0
Garber	1	4	0	4	4.0
Lewis	5	3	0	8	0.6

Passing	C-A-I	Yds	TD	Lg	Sack
Lewis	10-19-1	148	1	55	2
Howard	4-12-0	50	0	23	0

Receiving	Rec	Yds	TD	Lg
Vaughn	5	73	1	55
Knowles	3	26	0	12
Brooks	2	40	0	23
Warner	1	21	0	21
Wheeler	1	18	0	18
Weber	1	11	0	11
Howell	1	9	0	9

## ► Oklahoma State

Rushing	Att	Yds	TD	Lg	Avg
Warren	27	123	0	19	4.6
Sanders	9	18	1	11	2.0
Richardson	5	6	0	3	1.2

Passing	C-A-I	Yds	TD	Lg	Sack
Sanders	22-34-0	344	2	52	1

Receiving	Rec	Yds	TD	Lg
Martin	9	100	1	20
Warren	4	81	0	52
Owens	3	49	0	18
Presley	2	53	1	33
Green	2	47	0	24
Cassity	2	14	0	10

GAME FIVE

6/4 OKLAHOMA	3	10	14	10	-	37
rv/nr K-STATE	7	3	7	14	-	31

Oct. 2 | Bill Snyder Family Stadium | Manhattan, Kan. | 2:40 p.m. | Att: 47,690



SKYLAR THOMPSON

TEAM STATISTICS

	OU	K-STATE
<b>FIRST DOWNS</b>	<b>22</b>	<b>22</b>
Rushing	10	9
Passing	11	12
Penalty	1	1
<b>NET YARDS RUSHING</b>	<b>131</b>	<b>100</b>
Rushing Attempts	32	27
Average Per Rush	4.1	3.7
Rushing Touchdowns	2	0
Yards Gained Rushing	169	123
Yards Lost Rushing	38	23
<b>NET YARDS PASSING</b>	<b>261</b>	<b>320</b>
Completions-Attempts-Int	23-28-1	29-41-0
Average Per Attempt	9.3	7.8
Average Per Completion	11.3	11.0
Passing Touchdowns	2	3
<b>TOTAL OFFENSE YARDS</b>	<b>392</b>	<b>420</b>
Total offense plays	60	68
Average Gain Per Play	6.5	6.2
<b>Fumbles: Number-Lost</b>	<b>2-0</b>	<b>1-1</b>
<b>Penalties: Number-Yards</b>	<b>10-85</b>	<b>7-50</b>
<b>PUNTS-YARDS</b>	<b>0-0</b>	<b>1-60</b>
Average Yards Per Punt	0.0	60.0
Net Yards Per Punt	0	60
Inside 20	0	0
50+ Yards	0	1
Touchbacks	0	0
Fair catch	0	0
<b>KICKOFFS-YARDS</b>	<b>8-497</b>	<b>3-191</b>
Average Yards Per Kickoff	62.1	63.7
Net Yards Per Kickoff	32.9	40.0
Touchbacks	4	2
<b>Punt returns: Number-Yards-TD</b>	<b>0-0-0</b>	<b>0-0-0</b>
Average Per Return	0.0	0.0
<b>Kickoff returns: Number-Yds-TD</b>	<b>0-0-0</b>	<b>4-134-1</b>
Average Per Return	0.0	33.5
<b>Interceptions: Number-Yds-TD</b>	<b>0-0-0</b>	<b>1-0-0</b>
<b>Fumble Returns: Number-Yds-TD</b>	<b>1-70-0</b>	<b>0-0-0</b>
<b>Miscellaneous Yards</b>	<b>0</b>	<b>0</b>
<b>Possession Time</b>	<b>27:18</b>	<b>32:42</b>
1st Quarter	4:14	10:46
2nd Quarter	6:09	8:51
3rd Quarter	9:37	5:23
4th Quarter	7:18	7:42
<b>Third-Down Conversions</b>	<b>4 of 7</b>	<b>8 of 15</b>
<b>Fourth-Down Conversions</b>	<b>0 of 0</b>	<b>4 of 5</b>
<b>Red-Zone Scores-Chances</b>	<b>6-6</b>	<b>4-5</b>
Touchdowns	4-6	3-5
Field goals	2-6	1-5
<b>Sacks By: Number-Yards</b>	<b>1-9</b>	<b>2-9</b>
<b>PAT Kicks</b>	<b>4-4</b>	<b>4-4</b>
<b>Field Goals</b>	<b>3-3</b>	<b>1-1</b>

► Game Notes

• Quarterback **Skylar Thompson** returned after missing the previous two games due to injury... It was the 33rd start of his career, which is the most by any K-State quarterback since 1990... He set career highs in completions and attempts, and he tied his career high in touchdown passes... His 320 passing yards were the second most in his career... His passing touchdown total now stands at 33, which is tied for sixth in school history, while he has 57 career touchdowns responsible for to rank sixth in school history.

• **Deuce Vaughn** hauled in 10 passes for 104 yards and a touchdown... It was the most receptions by a Wildcat in a game since Isaiah Zuber had 10 at West Virginia in 2018... It was the second time in his career he eclipsed the 100-yard mark on the receiving end, with both of those coming against Oklahoma... Vaughn now has 640 career receiving yards, which ranks third in school history among all running backs/fullbacks.

• **Malik Knowles** returned a fourth-quarter kickoff 93 yards for a touchdown... It was the third of his career and the second of the season, which have come in back-to-back games... He is now tied for fourth place in school history in both career and single-season kickoff-return touchdowns... It is the fourth time in school history a player had a kickoff-return touchdown in consecutive weeks, including the second time under **Chris Klieman** (Joshua Youngblood, 2019 at Texas Tech and vs. Iowa State).

• K-State went on a 19-play drive toward the end of the first half... It was tied for the third-longest drive in school history in terms of plays... The drive spanned 8:49 of game clock, tied for the sixth-longest drive in terms of time in school history.

K-STATE CAN'T COMPLETE COMEBACK

**MANHATTAN, Kan.** — Kansas State was unable to cap its Hall of Fame weekend with a victory over No. 6 Oklahoma. But Skylar Thompson was magnificent after missing two games due to injury. The sixth-year senior threw for 320 yards and three touchdowns in a 37-31 loss that featured an impressive fight by the Wildcats.

K-State trailed by as many as 34-17 with 9 minutes remaining in the game, but comebacks had been nothing new against the Sooners. The Wildcats trailed 28-7 midway through the third quarter in last season's 38-35 victory. This time turned out different.

Whereas K-State defeated No. 3 Oklahoma in 2020 and the fifth-ranked Sooners (48-41) in 2019, the Wildcats fell just short of defeating Oklahoma three-straight years for the first time in school history. Miami (1985-87) remains the last school to defeat Oklahoma three straight years when the Sooners were ranked in the top 10 each game.

Thompson did all that he could for K-State to make a major statement in his first action since suffering a knee injury against Southern Illinois on September 11. He showed no rust after missing a win over Nevada and a 31-20 loss at Oklahoma State in the Big 12 opener, and his initial trot onto the field to make his 33rd career start — the most by a K-State quarterback in at least 31 years — drew deafening cheers from the crowd of 47,690 eager for his return.

Leading an offense that outgained Oklahoma 420-392, Thompson completed 29 of 41 passes without throwing an interception while slinging the ball to eight different targets. He even chased down an Oklahoma defender 70 yards to make a score-saving tackle after a fumble by running back Jacardia Wright. Thompson put himself out there for the Wildcats, who played with energy for their team leader. K-State was aggressive, went 8-for-15 on third downs, and 4-of-5 on fourth downs.

While Vaughn recorded the most receptions by a K-State player in the last three years, Phillip Brooks had 6 catches for 55 yards and 1 touchdown as well. One of the game balls afterward probably ended up in the hands of senior wide receiver Landry Weber, who had his best game with four catches for 43 yards and 1 touchdown.

His score came on a 6-yard pass from Thompson in the fourth quarter, as the Wildcats began their climb back from a 34-17 deficit to make this one another nail biter. The tension only grew when Malik Knowles returned a kickoff 93 yards for a score and the Wildcats suddenly trailed 37-31 with 80 seconds remaining. But Oklahoma recovered the onside kick and ran out the clock.

Oklahoma won its fourth close game of the season. Spencer Rattler completed 22 of 25 passes for 243 yards with 2 touchdowns and 1 interception. Kennedy Brooks had 15 rushes for 91 yards and one touchdown. Marvin Mims had four catches for 71 yards.

SCORING SUMMARY

Team	Qtr/Time	Scoring Play	Conversion	Plays-Yds-TOP	Score
OU	1st/4:42	Brkic 40 yd field goal		7-4-4:03	3-0
KS	1st/0:11	Brooks 2 yd pass from Thompson	Winkel kick	10-75-4:31	3-7
OU	2nd/10:19	Hall 4 yd run	Brkic kick	12-75-4:52	10-7
KS	2nd/1:30	Winkel 30 yd field goal		19-63-8:49	10-10
OU	2nd/0:02	Brkic 27 yd field goal		9-65-1:28	13-10
OU	3rd/11:40	Brooks 2 yd run	Brkic kick	9-75-3:20	20-10
OU	3rd/5:30	Woods 14 yd pass from Rattler	Brkic kick	9-90-4:27	27-10
KS	3rd/3:19	Vaughn 7 yd pass from Thompson	Winkel kick	5-75-2:11	27-17
OU	4th/9:49	Hall 1 yd pass from Rattler	Brkic kick	6-52-3:16	34-17
KS	4th/4:15	Weber 6 yd pass from Thompson	Winkel kick	11-75-5:37	34-24
OU	4th/1:33	Brkic 47 yd field goal	Winkel kick	6-5-2:41	37-24
KS	4th/1:20	Knowles 93 yd kickoff return	Winkel kick		37-31

STATISTICAL LEADERS

► Oklahoma

Rushing	Att	Yds	TD	Lg	Avg
Brooks	15	91	1	28	6.1
Rattler	8	24	0	14	3.0
Gray	4	22	0	16	5.5
Hall	2	9	1	5	4.5
Passing	C-A-I	Yds	TD	Lg	Sack
Rattler	22-25-1	243	2	40	2
Williams	1-1-0	18	0	18	0

Receiving	Rec	Yds	TD	Lg
Mims	4	71	0	40
Willis	4	31	0	10
Woods	3	33	1	14
Williams	3	29	0	18
Hall	3	20	1	11
Stoops	3	31	0	20
Gray	2	17	0	9
Haselwood	1	18	0	18
Strogner	1	11	0	11

► Kansas State

Rushing	Att	Yds	TD	Lg	Avg
Vaughn	15	51	0	13	3.4
Ervin	7	33	0	13	4.7
Knowles	1	16	0	16	16.0
Sinnott	1	9	0	9	9.0
Wright	1	2	0	2	2.0
Passing	C-A-I	Yds	TD	Lg	Sack
Thompson	29-41-0	320	3	54	1

Receiving	Rec	Yds	TD	Lg
Vaughn	10	104	1	33
Brooks	6	55	1	20
Knowles	5	21	0	16
Weber	4	65	1	28
Garber	1	54	0	54
Imatorbhebe	1	11	0	11
Wheeler	1	6	0	6
Warner	1	4	0	4

## GAME FIVE

nr/rv <b>IOWA ST.</b>	10	10	7	6	-	<b>33</b>
rv/nr <b>K-STATE</b>	7	0	0	13	-	<b>20</b>

Oct. 16 | Bill Snyder Family Stadium | Manhattan, Kan. | 6:35 p.m. | Att: 48,363



## TEAM STATISTICS

	IS	K-STATE
<b>FIRST DOWNS</b>	<b>19</b>	<b>21</b>
Rushing	6	8
Passing	13	12
Penalty	0	1
<b>NET YARDS RUSHING</b>	<b>210</b>	<b>136</b>
Rushing Attempts	35	33
Average Per Rush	6.0	4.1
Rushing Touchdowns	2	1
Yards Gained Rushing	220	163
Yards Lost Rushing	10	27
<b>NET YARDS PASSING</b>	<b>208</b>	<b>206</b>
Completions-Attempts-Int	22-25-0	15-23-1
Average Per Attempt	8.3	9.0
Average Per Completion	9.5	13.7
Passing Touchdowns	1	2
<b>TOTAL OFFENSE YARDS</b>	<b>418</b>	<b>342</b>
Total offense plays	60	56
Average Gain Per Play	7.0	6.1
<b>Fumbles: Number-Lost</b>	<b>0-0</b>	<b>2-0</b>
<b>Penalties: Number-Yards</b>	<b>4-34</b>	<b>4-15</b>
<b>PUNTS-YARDS</b>	<b>2-61</b>	<b>3-155</b>
Average Yards Per Punt	30.5	51.7
Net Yards Per Punt	30.5	45.0
Inside 20	0	1
50+ Yards	0	1
Touchbacks	0	1
Fair catch	1	1
<b>KICKOFFS-YARDS</b>	<b>7-446</b>	<b>3-194</b>
Average Yards Per Kickoff	63.7	64.7
Net Yards Per Kickoff	37.3	41.3
Touchbacks	4	1
<b>Punt returns: Number-Yards-TD</b>	<b>0-0-0</b>	<b>0-0-0</b>
Average Per Return	0.0	0.0
<b>Kickoff returns: Number-Yds-TD</b>	<b>1-21-0</b>	<b>3-85-0</b>
Average Per Return	21.0	28.3
<b>Interceptions: Number-Yds-TD</b>	<b>1-18-0</b>	<b>0-0-0</b>
<b>Fumble Returns: Number-Yds-TD</b>	<b>0-0-0</b>	<b>0-0-0</b>
<b>Miscellaneous Yards</b>	<b>0</b>	<b>0</b>
<b>Possession Time</b>	<b>33:45</b>	<b>26:15</b>
1st Quarter	7:14	7:46
2nd Quarter	9:35	5:25
3rd Quarter	10:02	4:58
4th Quarter	6:54	8:06
<b>Third-Down Conversions</b>	<b>7 of 15</b>	<b>6 of 11</b>
<b>Fourth-Down Conversions</b>	<b>0 of 0</b>	<b>1 of 1</b>
<b>Red-Zone Scores-Chances</b>	<b>3-3</b>	<b>2-3</b>
Touchdowns	2-3	2-3
Field goals	1-3	0-3
<b>Sacks By: Number-Yards</b>	<b>3-26</b>	<b>0-0</b>
<b>PAT Kicks</b>	<b>3-3</b>	<b>2-3</b>
<b>Field Goals</b>	<b>4-4</b>	<b>0-1</b>

## ► Game Notes

• The contest was the 105th all-time meeting between Kansas State and Iowa State, which is the eighth-longest uninterrupted series in FBS history... Iowa State holds a 52-49-4 series lead... The Cyclones won for a second-straight season, the first time in the series they have won consecutive games since 2004 and 2005... Iowa State became the first road team to win in the series since K-State won in Ames in 2016.

• Quarterback **Skylar Thompson** made the 34th start of his career, which extended his K-State-best mark since 1990... Thompson threw for 206 yards and two touchdowns on 15-of-23 passing, while he had a rushing touchdown... Thompson now has 35 career touchdown passes to rank fifth in school history... He has now been responsible for 60 career touchdowns, which ranks fourth in school history... Thompson improved his career total offensive yards figure to 6,883 to rank fourth in school history.

• Sophomore running back **Deuce Vaughn** rushed 18 times for 87, while he caught three passes for 28 yards... He now has 48 career receptions, which ranks ninth in school history among running backs or fullbacks.

## CYCLONES TOP CATS, 33-20

**MANHATTAN, Kan.** — Kansas State found itself playing from behind after Iowa State's very first play from scrimmage, suffered sweeping frustration in all three phases of the game, and proved unable to keep running back Breece Hall from enjoying the best game of his career in a 33-20 loss. It was the Wildcats' first home loss to the Cyclones since 2004.

Hall rushed for a career-high 197 yards on 30 carries and scored his first of two touchdowns just 12 seconds into the game when he bounced outside and raced 75 yards into the end zone, quieting a crowd that saw the Wildcats, 3-3 overall and 0-3 in the Big 12 Conference.

After winning 10 straight in the series, K-State has lost two straight against Iowa State for the first time in 16 years. After starting this season at 3-0 and ranked No. 25 in the Associated Press Poll, the Wildcats have suffered their bumps against arguably the top three teams in the league in Oklahoma State, Oklahoma, and Iowa State.

The Wildcats' inability to slow one of the top rushers in the nation served as only one frustration in a contest that featured inconsistencies on offense, defense, and special teams. K-State struggled to execute the big play, couldn't prevent lengthy Iowa State drives, and a normally excellent kicking game endured a missed field goal and extra point.

K-State did gain 342 total yards against Iowa State, which entered the game allowing a modest 234.2 yards per game, but the Wildcats were inconsistent in the first half and saw their deficit swell. The Cyclones, 4-2 and 2-1, who ranked no worse than No. 11 nationally in the four major defensive categories — total defense, scoring defense, rushing defense, and passing defense — clamped down while their offense thumped the Wildcats.

The Wildcats trailed 30-13 in the fourth quarter before they finally were able to strike for the first time in the second half. Thompson threw a 9-yard touchdown pass to Malik Knowles, who raced left to right inside the end zone, and was able to secure the football after cornerback T.J. Tampa tipped it before sailing out of bounds.

Thompson went 15 of 23 passing for 206 yards with 2 touchdowns and 1 interception, and Deuce Vaughn had 87 yards on 18 carries but could never quite escape the last defender. When Thompson late in the first quarter hit Phillip Brooks on their longest play of the game — a 40-yard scoring strike as Brooks caught the pass in stride and reached the front of the end zone — the Wildcats could never knot it up.

K-State had a chance to potentially take the lead early in the second quarter when Brooks leaned down to catch a short pass and then turned upfield for a 20-yard gain to the 7-yard line. Officials wiped away Brooks' catch upon replay when they ruled that the ball hit the ground.

The Wildcats then missed a 43-yard field goal wide right to dash any possible momentum.

K-State sabotaged itself early in the third quarter as Iowa State, which led 20-7 at halftime, churned out the longest drive against the Wildcats all season. Facing third-and-12 at the K-State 23-yard line, Purdy threw an incomplete, but the defense was penalized for having 12 players on the field.

That gave the Cyclones new life and their 18-play, 93-yard drive that consumed 10 minutes, 2 seconds slowly drained the life out of the Wildcats, who had not allowed an opponent to hold the ball for at least 10 minutes on any possession since at least 1999.

## SCORING SUMMARY

Team	Qtr/Time	Scoring Play	Conversion	Plays-Yds-TOP	Score
IS	1st/14:48	Hall 75 yd run	Mevis kick	1-75-0:12	7-0
IS	1st/7:36	Mevis 44 yd field goal		6-26-2:27	10-0
KS	1st/3:58	Brooks 40 yd pass from Thompson	Winkel kick	7-64-3:32	10-7
IS	2nd/5:02	Hall 1 yd run	Assalley kick	13-80-7:08	17-7
IS	2nd/0:00	Mevin 41 yd field goal		7-40-2:27	20-7
IS	3rd/2:55	Shaw 11 yd pass from Purdy	Mevis kick	18-93-10:02	27-7
KS	4th/12:21	Thompson 1 yd run	Winkel kick missed	11-75-5:34	27-13
IS	4th/9:09	Mevis 41 yd field goal		5-52-3:12	30-13
KS	4th/5:05	Knowles 9 yd pass from Thompson	Winkel kick	11-75-4:04	30-20
IS	4th/1:23	Mevis 40 yd field goal		8-22-3:39	33-20

## STATISTICAL LEADERS

## ► Iowa State

Rushing	Att	Yds	TD	Lg	Avg
Hall	30	197	2	75	6.6
Purdy	3	7	0	7	2.3
Brock	2	6	0	5	3.0

Passing	C-A-I	Yds	TD	Lg	Sack
Purdy	22-25-0	208	1	25	0

Receiving	Rec	Yds	TD	Lg
Noel	5	48	0	25
Hall	5	35	0	16
Kolar	4	41	0	17
Hutchinson	3	33	0	21
Milton	1	17	0	17
Allen	1	12	0	12
Shaw	1	11	1	11
Brock	1	7	0	7
Wilson	1	4	0	4

## ► Kansas State

Rushing	Att	Yds	TD	Lg	Avg
Vaughn	18	99	0	12	5.5
Ervin	8	48	0	16	6.0
Thompson	7	-11	1	11	-1.6

Passing	C-A-I	Yds	TD	Lg	Sack
Thompson	15-23-1	206	2	40	3

Receiving	Rec	Yds	TD	Lg
Brooks	3	54	1	40
Knowles	3	46	1	20
Vaughn	3	28	0	19
Imatorbhehe	2	35	0	20
Howell	2	27	0	17
Weber	1	11	0	11
Warner	1	5	0	5



# THE LAST TIME...

## ▼ SCORING

### All Games

Scored 40 or more points .....	55, vs. Kansas (10/24/2020)
Scored 50 or more points .....	55, vs. Kansas (10/24/2020)
Scored 60 or more points .....	63, vs. Florida Atlantic (9/17/2016)
Scored 70 or more points .....	76, vs. Ball State (9/16/2000)

Was held to 10 or fewer points .....	0, at Iowa State (11/21/2020)
Was held to 7 or fewer points .....	0, at Iowa State (11/21/2020)
Was shut out .....	at Iowa State (11/21/2020)
Was shut out in a half .....	Both halves, at Iowa State (11/21/2020)
Was shut out in back-to-back games .....	at Kansas, 0-28 and vs. Nebraska, 0-12 (1975)

Allowed 40 or more points .....	69, vs. Texas (12/5/2020)
Allowed 50 or more points .....	69, vs. Texas (12/5/2020)
Allowed 60 or more points .....	69, vs. Texas (12/5/2020)
Allowed 70 or more points .....	73, at Nebraska (11/10/2007)
Allowed a safety .....	at Iowa State (10/29/2016)
Allowed a two-point conversion .....	Jalen Hurts to CeeDee Lamb, vs. Oklahoma (10/26/2019)

<b>Held an opponent to 10 or fewer points .....</b>	<b>7, vs. Stanford (9/4/2021)</b>
<b>Held an opponent to 7 or fewer points .....</b>	<b>7, vs. Stanford (9/4/2021)</b>
Shut out an opponent .....	vs. Bowling Green (9/7/2019)
<b>Shut out an opponent in a half .....</b>	<b>2nd Half, at Oklahoma State (9/25/2021)</b>
Back-to-back shutouts .....	vs. Akron, 67-0; vs. N. Illinois, 44-0; vs. Missouri, 30-0 (1995)

Largest deficit overcome for a win .....	21 points
	at #3 Oklahoma, 14-35 in 3rd quarter (9/26/2020)
	vs. Iowa State, 14-35 in 3rd quarter (11/21/2015)
	at Missouri, 0-21 in 2nd quarter (11/6/2004)
	vs. Oklahoma State, 0-21 in 2nd quarter (10/23/1999)
	vs. Iowa State, 7-28 in 3rd quarter (9/25/1999)
Overtime game .....	at Texas Tech; W, 42-35 (11/4/2017)
Come-from-behind win (trailing in 4th Q) .....	vs. Texas Tech, [21-17], won 31-21 (10/3/2020)

### Home Games

Scored 40 or more points .....	55, vs. Kansas (10/24/2020)
Scored 50 or more points .....	55, vs. Kansas (10/24/2020)
Scored 60 or more points .....	63, vs. Florida Atlantic (9/17/2016)
Scored 70 or more points .....	76, vs. Ball State (9/16/2000)

Was held to 10 or fewer points .....	10, vs. Mississippi State (9/8/2017)
Was held to 7 or fewer points .....	6, vs. TCU (10/14/2017)
Was shutout .....	vs. Oklahoma (10/17/2015)
Was shut out in a half .....	1st half, vs. Kansas (11/10/2018)
Was shutout in back-to-back games .....	vs. Nebraska, 0-41 and vs. Oklahoma, 0-27 (1965)

Allowed 40 or more points .....	69, vs. Texas (12/5/2020)
Allowed 50 or more points .....	69, vs. Texas (12/5/2020)
Allowed 60 or more points .....	69, vs. Texas (12/5/2020)
Allowed 70 or more points .....	75, vs. Oklahoma (10/23/1971)

Held an opponent to 10 or fewer points .....	0, vs. Bowling Green (9/7/2019)
Held an opponent to 7 or fewer points .....	0, vs. Bowling Green (9/7/2019)
Shut out an opponent .....	0, vs. Bowling Green (9/7/2019)
<b>Shut out an opponent in a half .....</b>	<b>2nd Half, vs. Southern Illinois (9/11/2021)</b>
Back-to-back shutouts .....	vs. Akron, 67-0; vs. N. Illinois, 44-0; vs. Missouri, 30-0 (1995)

### Away/Neutral Games

Scored 40 or more points .....	45, at Oklahoma State (11/18/2017)
Scored 50 or more points .....	55, at West Virginia (10/20/2012)
Scored 60 or more points .....	64, at Kansas (11/2/2002)
Scored 70 or more points .....	75, at Drury (10/17/1910)

Was held to 10 or fewer points .....	0, at Iowa State (11/21/2020)
Was held to 7 or fewer points .....	0, at Iowa State (11/21/2020)
Was shut out .....	at Iowa State (11/21/1920)
Was shut out in a half .....	2nd half, at West Virginia (10/31/2020)
Was shut out in back-to-back games .....	at LSU, 0-21 and at Tulsa, 0-3 (1980)
Allowed 40 or more points .....	45, at Iowa State (11/21/2020)

Allowed 50 or more points .....	51, at Oklahoma (10/27/2018)
Allowed 60 or more points .....	66, at Texas Tech (10/10/2009)
Allowed 70 or more points .....	73, at Nebraska (11/10/2007)

<b>Held an opponent to 10 or fewer points .....</b>	<b>7, vs. Stanford (9/4/2021)</b>
<b>Held an opponent to 7 or fewer points .....</b>	<b>7, vs. Stanford (9/4/2021)</b>
Shut out an opponent .....	at Iowa State (11/8/2003)
<b>Shut out an opponent in a half .....</b>	<b>2nd half, at Oklahoma State (9/25/2021)</b>
Back-to-back shutouts .....	at Kansas, 64-0 and at Missouri, 38-0 (2002)

## ▼ vs. NATIONALLY RANKED OPPONENTS

### vs. AP Top 25

<b>Defeated a ranked opponent .....</b>	<b>at #3 Oklahoma, 38-35 (9/26/2020)</b>
Defeated a ranked opponent at home .....	vs. #5 Oklahoma, 48-41 (10/26/2019)
<b>Defeated a ranked opponent on the road/neutral site .....</b>	<b>at #3 Oklahoma, 38-35 (9/26/2020)</b>
Defeated a ranked opponent in consec. chances .....	vs. #24 OSU and vs. #23 UT (2012)
Defeated a ranked opponent in 3 consec. chances .....	at #6 Oklahoma; at #13 West Virginia; vs. #15 Texas Tech; vs. #24 Oklahoma; vs. #23 Texas (2012)

<b>Lost to a ranked opponent .....</b>	<b>vs. #6 Oklahoma, 37-31 (10/2/2021)</b>
<b>Lost to a ranked opponent at home .....</b>	<b>vs. #6 Oklahoma, 37-31 (10/2/2021)</b>
Lost to a ranked opponent on the road/neutral site .....	at #17 Iowa State, 45-0 (11/21/2020)

## ▼ K-STATE TEAM OFFENSE

### Total Offense

<b>Had 400 yards or more total offense .....</b>	<b>420 (100 rush/320 pass), vs. Oklahoma (10/2/2021)</b>
Had 500 yards or more total offense .....	521 (333 rush/188 pass), vs. Bowling Green (9/7/2019)
Had 600 yards or more total offense .....	658 (305 rush/353 pass), vs. North Texas (9/24/2005)

Consec. gms. with 500-plus yards of offense .....	573, vs. Nicholls and 521, vs. Bowling Green (2019)
Four consec. gms with 500-plus yards of offense .....	573 vs. Iowa State; 566 at Kansas; 518 at Baylor; 512 vs. Nebraska (1998)

<b>Was held to 300 or fewer yards total offense .....</b>	<b>260 (62 rush/198 pass), at Oklahoma St. (9/25/2021)</b>
Was held to 200 or fewer yards total offense .....	149 (73 rush/76 pass), at Iowa State (11/21/2020)
Was held to 100 or fewer yards total offense .....	86 (25 rush/61 pass), vs. NU (10/5/1996)

### Rushing Yards

<b>Had 250 or more rushing yards .....</b>	<b>269, vs. Nevada (9/18/2021)</b>
Had 300 or more rushing yards .....	342, at Kansas (11/2/2019)
Had 400 or more rushing yards .....	415, vs. Nebraska (11/16/2002)

<b>Was held to 100 or fewer rushing yards .....</b>	<b>100, vs. Oklahoma (10/2/2021)</b>
Was held to 50 or fewer rushing yards .....	46, vs. Navy (12/31/2019)
Was held to negative rushing yards .....	-12, vs. Texas Tech (8/31/1996)

### Rushing Touchdowns

<b>Had 3 or more rushing touchdowns .....</b>	<b>4, vs. Nevada (9/18/2021)</b>
<b>Had 4 or more rushing touchdowns .....</b>	<b>4, vs. Nevada (9/18/2021)</b>
Had 5 or more rushing touchdowns .....	5, vs. Bowling Green (9/7/2019)

<b>Was held without a rushing touchdown .....</b>	<b>vs. Oklahoma (10/2/2021)</b>
Was held without a rushing touchdown in consec. games .....	vs. South Dakota and Mississippi State (2018)

### Passing Yards

Had 350 or more passing yards .....	400, at West Virginia (11/20/2014)
Had 400 or more passing yards .....	400, at West Virginia (11/20/2014)
Had 450 or more passing yards .....	486, vs. Oklahoma (10/25/2008)

<b>Was held to 200 or fewer passing yards .....</b>	<b>198, at Oklahoma State (9/25/2021)</b>
<b>Was held to 150 or fewer passing yards .....</b>	<b>129, vs. Nevada (9/18/2021)</b>
Was held to 100 or fewer passing yards .....	88, at Baylor (11/28/2020)

# THE LAST TIME...

## Passing Touchdowns

Had 3 or more passing touchdowns ..... 3, vs. Oklahoma (10/2/2021)  
Had 4 or more passing touchdowns ..... 4, vs. Central Arkansas (9/2/2017)

Was held without a passing touchdown ..... vs. Southern Illinois (9/11/2021)  
Was held without a passing TD in consec. games ..... vs. Stanford & Southern Illinois (2021)

## First Downs

Had 25 or more first downs ..... 25, vs. Bowling Green (9/7/2019)  
Had 30 or more first downs ..... 33, vs. Nicholls (8/31/2019)  
Had 35 or more first downs ..... 37, vs. Iowa State (10/24/1998)

Had 15 or fewer first downs ..... 13, at Oklahoma State (9/25/2021)  
Had 10 or fewer first downs ..... 9, at Iowa State (11/21/2020)  
Had 5 or fewer first downs ..... 3, at Colorado (10/24/1992)

## Turnovers

Lost 3 or more fumbles ..... 3, at Mississippi State (9/14/2019)  
Lost 4 or more fumbles ..... 4, vs. Eastern Kentucky (9/3/2011)  
Lost 5 or more fumbles ..... 5, vs. USC (9/21/2002)

Threw 3 or more interceptions ..... 3, at West Virginia (10/31/2020)  
Threw 4 or more interceptions ..... 4, vs. Purdue (12/29/1998)  
Threw 5 or more interceptions ..... 5, vs. Iowa (9/10/1988)

Did not throw an interception ..... vs. Oklahoma (10/2/2021)  
Did not throw an INT in consec. games ..... 3, vs. Arkansas State (9/12/2020),  
at Oklahoma (9/26/2020) and vs. Texas Tech (10/3/2020)

Committed 5 or more turnovers ..... 5, at Oklahoma State (10/5/2013)  
Committed 6 or more turnovers ..... 6, at Kansas (11/18/2006)  
Did not commit a turnover ..... vs. Nevada (9/18/2021)  
Did not commit a turnover in consec. games ..... 3, vs. Arkansas State (9/12/2020),  
at Oklahoma (9/26/2020) and vs. Texas Tech (10/3/2020)

## Time of Possession

Had 35:00 or more time of possession ..... 35:40, vs. Texas (12/5/2020)  
Had 36:00 or more time of possession ..... 38:03, at Kansas (11/2/2019)  
Had 37:00 or more time of possession ..... 38:03, at Kansas (11/2/2019)  
Had 38:00 or more time of possession ..... 38:03, at Kansas (11/2/2019)  
Had 39:00 or more time of possession ..... 42:52, vs. Bowling Green (9/7/2019)  
Had 40:00 or more time of possession ..... 42:52, vs. Bowling Green (9/7/2019)

Had 23:00 or less of time of possession ..... 22:47, vs. Central Arkansas (9/2/2017)  
Had 22:00 or less of time of possession ..... 18:34, at Louisville (9/17/2008)  
Had 21:00 or less of time of possession ..... 18:34, at Louisville (9/17/2008)  
Had 20:00 or less of time of possession ..... 18:34, at Louisville (9/17/2008)

## Penalties

Had 8 or more penalties ..... 9, vs. Stanford (9/4/2021)  
Had 10 or more penalties ..... 10, vs. Kansas (10/24/2020)  
Had 12 or more penalties ..... 13, at Oklahoma (9/26/2020)  
Had 15 or more penalties ..... 16, vs. Missouri State (9/15/2007)

Had 5 or less penalties ..... 4, vs. Iowa State (10/16/2021)  
Had 3 or less penalties ..... 3, vs. Texas (12/85/2020)  
Did not commit a penalty ..... 0, vs. Texas (9/29/2018)

## Penalty Yards

Had 75 or more penalty yards ..... 78 (9 pen.) vs. Stanford (9/4/2021)  
Had 100 or more penalty yards ..... 108 (13 pen.) at Oklahoma (9/26/2020)  
Had 125 or more penalty yards ..... 129 (13 pen.) vs. South Dakota (9/1/2018)  
Had 150 or more penalty yards ..... 162 (16 pen.) vs. Missouri State (9/15/2007)

Had 40 or less penalty yards ..... 15, vs. Iowa State (10/16/2021)  
Had 20 or less penalty yards ..... 15, vs. Iowa State (10/16/2021)  
Had 10 or less penalty yards ..... 3, at TCU (11/3/2018)  
Did not have any penalty yards ..... 0, vs. Texas (9/29/2018)

## ▼ K-STATE INDIVIDUAL RUSHING

### Attempts

Had 25 or more rushing attempts ..... 23, Deuce Vaughn vs. Nevada (9/18/2021)  
Had 30 or more rushing attempts ..... 32, Alex Barnes vs. Texas Tech (11/17/2017)  
Had 35 or more rushing attempts ..... 35, Collin Klein vs. Texas A&M (11/12/2011)  
Had 40 or more rushing attempts ..... 42, Darren Sproles vs. Western Kentucky (9/4/2004)

### Yards

Rushed for 100 or more yards ..... 127, Deuce Vaughn vs. Nevada (9/18/2021)  
Rushed for 150 or more yards ..... 184, Alex Barnes at Iowa State (11/24/2018)  
Rushed for 200 or more yards ..... 250, Alex Barnes at Baylor (10/6/2018)  
Rushed for 100 or more yards (QB) ..... 125, Will Howard vs. Oklahoma State (11/7/2020)  
Rushed for 150 or more yards (QB) ..... 170, Jesse Ertz at TCU (12/3/2016)  
Had two 100-yard rushers ..... 158, Alex Delton and 117, Alex Barnes vs. UCLA (12/26/2017)

Consec. 100-yard rushing games ..... 5, Deuce Vaughn  
102 at Baylor (12/28/2020), 125 vs. Texas (12/5/2020), 124 vs. Stanford (9/4/2021),  
120 vs. Southern Illinois (9/11/2021), 127 vs. Nevada (9/18/21)

Consec. 150-yard rushing games ..... 2, Alex Barnes  
250 at Baylor (10/6/2018) and 181 vs. Oklahoma State (10/13/2018)

Consec. 175-yard rushing games ..... 2, Alex Barnes  
250 at Baylor (10/6/2018) and 181 vs. Oklahoma State (10/13/2018)

Consec. 200-yard rushing games ..... 2, Darren Sproles  
273 vs. Missouri (11/22/2003) and 235 vs. Oklahoma (12/6/2003)

Had a run of 50 or more yards ..... 59 (TD), Deuce Vaughn vs. Stanford (9/4/2021)  
Had a run of 60 or more yards ..... 75 (TD), Malik Knowles at Baylor (11/28/2020)  
Had a run of 70 or more yards ..... 75 (TD), Malik Knowles at Baylor (11/28/2020)  
Had a run of 80 or more yards ..... 80, Will Howard at TCU (10/10/2020)  
Had a run of 90 or more yards ..... 95 (TD), John Hubert vs. Missouri State (9/1/2012)

### Touchdowns

Rushed for 3 or more touchdowns ..... 4, Deuce Vaughn vs. Southern Illinois (9/11/2021)  
Rushed for 4 or more touchdowns ..... 4, Deuce Vaughn vs. Southern Illinois (9/11/2021)  
Rushed for 5 or more touchdowns ..... 5, Collin Klein vs. Texas A&M (11/12/2011)  
Had two players rush for two or more touchdowns ..... 4, Alex Barnes and 2, Winston Dimel  
at Baylor (11/19/2016)

## ▼ K-STATE INDIVIDUAL PASSING

### Attempts

Had 30 or more pass attempts ..... 41, Skylar Thompson vs. Oklahoma (10/2/2021)  
Had 35 or more pass attempts ..... 41, Skylar Thompson vs. Oklahoma (10/2/2021)  
Had 40 or more pass attempts ..... 41, Skylar Thompson vs. Oklahoma (10/2/2021)  
Had 45 or more pass attempts ..... 48, Jake Waters vs. UCLA (1/2/2015)  
Had 50 or more pass attempts ..... 50, Collin Klein at Baylor (11/17/2012)

### Completions

Had 20 or more pass completions ..... 29, Skylar Thompson vs. Oklahoma (10/2/2021)  
Had 25 or more pass completions ..... 29, Skylar Thompson vs. Oklahoma (10/2/2021)  
Had 30 or more pass completions ..... 31, Jake Waters vs. UCLA (1/2/2015)  
Had 35 or more pass completions ..... 36, Josh Freeman at Oklahoma State (10/20/2007)

### Yards

Threw for 250 or more yards ..... 320, Skylar Thompson vs. Oklahoma (10/2/2021)  
Threw for 300 or more yards ..... 320, Skylar Thompson vs. Oklahoma (10/2/2021)  
Threw for 350 or more yards ..... 400, Jake Waters at West Virginia (11/20/2014)  
Threw for 400 or more yards ..... 400, Jake Waters at West Virginia (11/20/2014)

Consec. 200-yard passing games ..... 2, Skylar Thompson  
320 vs. Oklahoma (10/2/2021) and 206 vs. Iowa State (10/16/2021)

Consec. 250-yard passing games ..... 2, Skylar Thompson  
259 vs. Arkansas State (9/12/2020) and 334 at Oklahoma (9/26/20)

Consec. 300-yard passing games ..... 2, Jake Waters  
300 at Baylor (12/6/2014) and 338 vs. UCLA (1/2/2015)

# THE LAST TIME...

Had a pass of 50 or more yards.....	54, Skylar Thompson vs. Oklahoma (10/2/2021)
Had a pass of 60 or more yards.....	68, Will Howard vs. Nevada (9/18/2021)
Had a pass of 70 or more yards.....	70, Will Howard vs. Texas Tech (10/3/2020)
Had a pass of 80 or more yards.....	82 (TD), Jesse Ertz at Texas (10/7/2017)
Had a pass of 90 or more yards.....	90 (TD), Jake Waters vs. Oklahoma (11/23/2013)

## Touchdowns

Threw 2 or more touchdowns.....	2, Skylar Thompson vs. Iowa State (10/16/2021)
Threw 3 or more touchdowns.....	3, Skylar Thompson vs. Oklahoma (10/2/2021)
Threw 4 or more touchdowns.....	4, Jesse Ertz vs. Central Arkansas (9/2/2017)
Non-QB threw a touchdown pass.....	Alex Barnes (RB) vs. Iowa State (11/25/2017)

## Interceptions

Threw 3 or more interceptions.....	3, Will Howard at West Virginia (10/31/2020)
Threw 4 or more interceptions.....	4, Michael Bishop vs. Purdue (12/29/1998)
Threw 5 or more interceptions.....	5, Carl Straw vs. Iowa (9/10/1988)

## ▼ K-STATE INDIVIDUAL RECEIVING

### Receptions

Had 8 or more receptions.....	10, Deuce Vaughn vs. Oklahoma (10/2/2021)
Had 10 or more receptions.....	10, Deuce Vaughn vs. Oklahoma (10/2/2021)
Had 12 or more receptions.....	13, Tyler Lockett vs. UCLA (1/2/2015)
Had 14 or more receptions.....	14, Tyler Lockett at Baylor (12/6/2014)

### Yards

Had 100 or more receiving yards.....	104, Deuce Vaughn vs. Oklahoma (10/2/2021)
Had 125 or more receiving yards.....	129, Deuce Vaughn at Oklahoma (9/26/2020)
Had 150 or more receiving yards.....	166, Byron Pringle at Oklahoma State (11/18/2017)
Had 175 or more receiving yards.....	196, Tyler Lockett at West Virginia (11/20/2014)
Had 200 or more receiving yards.....	278, Tyler Lockett vs. Oklahoma (11/23/2013)
Had two 100-yard receivers.....	121, Byron Pringle and 118, Isaiah Harris vs. UCA (9/2/2017)

Consec. 100-yard receiving games.....	2, Isaiah Zuber 144 vs. UTSA (9/15/2018) and 133 at West Virginia (9/22/2018)
Consec. 125-yard receiving games.....	2, Isaiah Zuber 144 vs. UTSA (9/15/2018) and 133 at West Virginia (9/22/2018)
Consec. 150-yard receiving games.....	2, Tyler Lockett 158 at Baylor (12/6/2014) and 164 vs. UCLA (1/2/2015)
Consec. 175-yard rushing games.....	2, Tyler Lockett 196 at TCU (11/8/2014) and 196 at West Virginia (11/20/2014)

Had a reception of 50 or more yards.....	54, Keenan Garber vs. Oklahoma (10/2/2021)
Had a reception of 60 or more yards.....	68, Daniel Imatorbhebhe vs. Nevada (9/18/2021)
Had a reception of 70 or more yards.....	70, Deuce Vaughn vs. Texas Tech (10/3/2020)
Had a reception of 80 or more yards.....	82 (TD), Dalton Schoen at Texas (10/7/2017)
Had a reception of 90 or more yards.....	90 (TD), Tyler Lockett vs. Oklahoma (11/23/2013)

## Touchdowns

Had 2 or more touchdown receptions.....	2, Malik Knowles vs. Texas (12/5/2020)
Had 3 or more touchdown receptions.....	3, Byron Pringle at Oklahoma State (11/18/2017)
Had two players with 2 or more touchdown receptions.....	2, Tyler Lockett and 2, Curry Sexton vs. Texas Tech (10/4/2014)

## ▼ K-STATE MISCELLANEOUS OFFENSE

Have two 100-yard rushers and a 100-yard receiver.....	Jesse Ertz (170 rush), Justin Silmon (133 rush) and Byron Pringle (126 rec) at TCU (12/3/2016)
Have a 100-yard rusher and two 100-yard receivers.....	Jake Waters (105 rush), Curry Sexton (128 rec) and Tyler Lockett (125 rec) vs. Texas Tech (10/4/2014)
Have a 100-yard rusher, 100-yard receiver and 300-yard passer.....	James Johnson (129 rush) Jordy Nelson (125 rec), Deon Murphy (106 rec) and Josh Freeman (320 pass) at NU (11/10/2007)
Have a player with 300 yards passing and 100 yards rushing.....	Michael Bishop (341 pass/101 rush) vs. Texas A&M (12/5/1998)
Have a player with 100 yards passing and rushing.....	Will Howard (125 rush/143 pass) vs. Oklahoma State (11/7/2020)
Have a player with 300 or more yards of total offense....	311, Skylar Thompson (320 pass/-9 rush) vs. Oklahoma (10/2/2021)
Have a player with 400 or more yards of total offense.....	413, Jake Waters (400 pass/13 rush) at West Virginia (11/20/2014)

Have a player with 300 or more all-purpose yards.....	321, Tyler Lockett (196 rec/66 pr/59 kr) at West Virginia (11/20/2014)
Have a player with 6 or more touchdowns responsible for.....	7, Collin Klein (3 pass/4 rush) at West Virginia (10/20/2012)
Have a player with 4 or more touchdowns scored.....	4, Skylar Thompson (4 rush) vs. Oklahoma (10/26/2019)

Game-winning TD with less than 1:00.....	0:00, S. Thompson to I. Zuber vs. Iowa St. (11/25/2017)
Game-winning TD in overtime.....	Byron Pringle at Texas Tech (11/4/2017)
Walk-off TD in overtime.....	Collin Klein vs. Texas A&M (11/12/2011)
Two-point Conversion.....	Chabastin Taylor at TCU (10/10/2020)
TD on an offensive fumble recovery.....	Tramaine Thompson (0 yds) vs. Texas A&M (11/12/2011)

## ▼ K-STATE TEAM DEFENSE

### Total Defense

Allow 250 or fewer total yards.....	233 (39 rush/194 pass), vs. Stanford (9/4/2021)
Allow 200 or fewer total yards.....	140 (61 rush/79 pass), vs. Bowling Green (9/7/2019)
Allow 150 or fewer total yards.....	140 (61 rush/79 pass), vs. Bowling Green (9/7/2019)
Allow 100 or fewer total yards.....	53 (46 rush/5 pass), vs. Ball State (9/16/2000)

Allow 450 or more total yards.....	481 (137 rush/344 pass), at Oklahoma State (9/25/2021)
Allow 500 or more total yards.....	608 (334 rush/274 pass), vs. Texas (12/5/2020)
Allow 550 or more total yards.....	608 (334 rush/274 pass), vs. Texas (12/5/2020)
Allow 600 or more total yards.....	608 (334 rush/274 pass), vs. Texas (12/5/2020)

### Rushing Defense

Allowed 100 or fewer rushing yards.....	25, vs. Nevada (9/18/2021)
Allowed 50 or fewer rushing yards.....	25, vs. Nevada (9/18/2021)
Allowed 10 or fewer rushing yards.....	10, vs. Eastern Kentucky (9/3/2011)
Allowed negative rushing yards.....	-13, vs. Texas A&M (10/17/2009)

Allowed 250 or more rushing yards.....	334, vs. Texas (12/5/2020)
Allowed 300 or more rushing yards.....	334, vs. Texas (12/5/2020)
Allowed 350 or more rushing yards.....	373, at Oklahoma State (9/28/2019)
Allowed 400 or more rushing yards.....	451 vs. Nebraska (10/7/2010)

### Rushing Touchdown Defense

Did not allow a rushing touchdown.....	vs. Stanford (9/4/2021)
Did not allow a rushing touchdown in consec. games.....	vs. Kansas and Texas Tech (2018)

Allowed 3 or more rushing touchdowns.....	7, vs. Texas (12/5/2020)
Allowed 4 or more rushing touchdowns.....	7, vs. Texas (12/5/2020)
Allowed 5 or more rushing touchdowns.....	7, vs. Texas (12/5/2020)

### Passing Defense

Allowed 200 or fewer passing yards.....	176, vs. Southern Illinois (9/11/2021)
Allowed 100 or fewer passing yards.....	98, vs. Navy (12/31/2019)
Allowed 50 or fewer passing yards.....	5, vs. Ball State (9/16/2000)

Allowed 350 or more passing yards.....	387, at Oklahoma (9/26/2020)
Allowed 400 or more passing yards.....	425, at Oklahoma State (11/18/2017)
Allowed 450 or more passing yards.....	457, vs. Oklahoma State (11/5/2016)

### Passing Touchdown Defense

Did not allow a passing touchdown.....	vs. Southern Illinois (9/11/2021)
Did not allow a passing touchdown in consec. games.....	at TCU (10/10/2020) and vs. Kansas (10/24/2020)

Allowed 3 or more passing touchdowns.....	3, at Iowa State (11/31/2020)
Allowed 4 or more passing touchdowns.....	4, at Oklahoma (9/26/2020)
Allowed 5 or more passing touchdowns.....	5, vs. Arkansas State (9/12/2020)

# THE LAST TIME...

## Tackles for Loss

<b>Recorded 8 or more TFLs</b> .....	<b>8.0, vs. Stanford (9/4/2021)</b>
Recorded 10 or more TFLs.....	13.0, at Baylor (11/28/2020)
Recorded 11 or more TFLs.....	13.0, at Baylor (11/28/2020)
Recorded 12 or more TFLs.....	13.0, at Baylor (11/28/2020)
Recorded 13 or more TFLs.....	13.0, at Baylor (11/28/2020)
Recorded 14 or more TFLs.....	14.0, vs. Baylor (11/1/2003)
Did not have a TFL.....	at Iowa State (10/13/2012)

## Sacks

<b>Recorded 4 or more sacks</b> .....	<b>5.0, vs. Southern Illinois (9/11/2021)</b>
Recorded 6 or more sacks.....	7.0, at Baylor (11/28/2020)
Recorded 7 or more sacks.....	7.0, at Baylor (11/28/2020)
Recorded 8 or more sacks.....	8.0, vs. Baylor (11/1/2003)
Recorded 9 or more sacks.....	9.0, at Kansas (10/7/2000)
Did not have a sack.....	vs. Nicholls (8/31/2019)

## Forced Turnovers

Recovered 3 or more fumbles.....	3, vs. Iowa State (11/21/2015)
Recovered 4 or more fumbles.....	4, vs. Iowa State (11/21/2015)
Recovered 5 or more fumbles.....	5, at Kansas (11/2/2002)

Intercepted 3 or more interceptions.....	3, at Oklahoma (9/26/2020)
Intercepted 4 or more interceptions.....	4, vs. Texas Tech (10/4/2014)
Intercepted 5 or more interceptions.....	5, vs. Texas (11/6/2010)

Forced 5 or more turnovers.....	6, at Kansas (11/30/2013)
Forced 6 or more turnovers.....	6, at Kansas (11/30/2013)

## First Downs Allowed

<b>Allowed 15 or fewer first downs</b> .....	<b>14, vs. Nevada (9/18/2021)</b>
Allowed 10 or fewer first downs.....	10, vs. Iowa State (11/30/2019)
Allowed 5 or fewer first downs.....	5, vs. Bowling Green (9/7/2019)

<b>Allowed 25 or more first downs</b> .....	<b>25 (8r/14p/3pn), at Oklahoma State (9/25/2021)</b>
Allowed 30 or more first downs.....	32 (15r/15p/2pn), at Oklahoma (10/27/2018)
Allowed 35 or more first downs.....	38 (17r/19p/2pn), at Baylor (10/6/2018)

## Team Defensive Miscellaneous

Scored a safety.....	vs. Texas Tech (11/17/2018)
Scored two safeties.....	at Nebraska (11/12/2005)
Scored two safeties in one quarter.....	at Nebraska; 3rd quarter (11/12/2005)

## ▼ K-STATE INDIVIDUAL DEFENSE

## Tackles

<b>Had 10 or more tackles</b> .....	<b>10, Nick Allen and Cody Fletcher at Oklahoma State (9/25/2021)</b>
Had 12 or more tackles.....	13, Daniel Green at Baylor (11/28/2020)
Had 13 or more tackles.....	13, Daniel Green at Baylor (11/28/2020)
Had 14 or more tackles.....	14, D.J. Reed at Iowa State (10/29/2016)
Had 15 or more tackles.....	17, Charmeachealle Moore vs. West Virginia (12/5/2015)

## Tackles for Loss

<b>Had 3 or more tackles for loss</b> .....	<b>3.0, Felix Anudike-Uzomah vs. Southern Illinois (9/11/2021)</b>
Had 4 or more tackles for loss.....	4.0, Jayd Kirby at Kansas (10/28/2017)
Had 5 or more tackles for loss.....	5.0, Ian Campbell vs. Illinois State (9/2/2006)

## Sacks

<b>Had 2 or more sacks</b> .....	<b>3.0, Felix Anudike-Uzomah (9/11/2021)</b>
<b>Had 3 or more sacks</b> .....	<b>3.0, Felix Anudike-Uzomah (9/11/2021)</b>
Had 4 or more sacks.....	4.0, Chris Johnson at Missouri (11/18/2000)

## Interceptions

Intercepted 2 or more passes.....	2, Kevion McGee at Iowa State (11/24/2018)
Intercepted 3 or more passes.....	3, Allen Chapman vs. Oklahoma State (11/3/2012)
Intercepted 4 or more passes.....	4, Jaime Mendez vs. Temple (9/26/1992)

## Pass Breakups

Had 3 or more pass breakups.....	4, Justin Gardner at TCU (10/10/2020)
Had 4 or more pass breakups.....	4, Justin Gardner at TCU (10/10/2020)
Had 5 or more pass breakups.....	6, Terence Newman at Oklahoma (9/29/2001)

## Fumbles

<b>Forced 2 or more fumbles</b> .....	<b>2, Felix Anudike-Uzomah vs. Southern Illinois (9/11/2021)</b>
Recovered 2 or more fumbles.....	2, Ian Campbell vs. Baylor (10/27/2007)

## Scoring

TD on an interception return.....	Justin Gardner (24 yards) vs. Kansas (10/24/2020)
TD on a fumble return.....	Jonathan Alexander (25 yards) vs. Nicholls (8/31/2019)
Safety via tackle in end zone.....	Steven Cline vs. Missouri (11/19/2005)

## ▼ K-STATE INDIVIDUAL SPECIAL TEAMS

## Kickoff Returns

Had 150 or more KOR yards.....	152, D.J. Reed at Kansas (10/28/2017)
Had 200 or more KOR yards.....	201, Morgan Burns vs. West Virginia (12/5/2015)

## TD on a kickoff return..... Malik Knowles (93 yds) vs. Oklahoma (10/2/2021)

Had 2 or more KOR touchdowns.....	2, Brandon Banks (91 and 92 yds) vs. Tenn. Tech (9/26/2009)
-----------------------------------	---

## Had KOR touchdowns in consec. games..... 2, Malik Knowles (99 yds) at Oklahoma State and (93 yds) vs. Oklahoma (2021)

Had a KOR touchdown to open a game.....	Joshua Youngblood (93 yds) vs. Iowa State (11/30/2019)
---	--

## Punt Returns

Had 75 or more punt return yards.....	189, Phillip Brooks vs. Kansas (10/24/2020)
Had 100 or more punt return yards.....	189, Phillip Brooks vs. Kansas (10/24/2020)
Had 125 or more punt return yards.....	189, Phillip Brooks vs. Kansas (10/24/2020)
Had 150 or more punt return yards.....	189, Phillip Brooks vs. Kansas (10/24/2020)

TD on a punt return.....	Phillip Brooks (55 yds and 52 yds) vs. Kansas (10/24/2020)
2 TDs on a punt returns.....	Phillip Brooks (55 yds and 52 yds) vs. Kansas (10/24/2020)
Had punt return TDs in consec. games.....	2, Aaron Lockett (69 yds) vs. Louisiana Tech and (84 yds) vs. Ball State (2000)
Had punt return TDs in 3 consec. games.....	3, David Allen (63 yds) vs. Indiana State; (69 yds) vs. Northern Illinois; (93 yds) vs. Texas (1998)

## Field Goals/PATs

Had 3 or more field goals.....	3, Blake Lynch at Texas Tech (11/23/2019)
Had 4 or more field goals.....	4, Blake Lynch vs. Texas Tech (11/17/2018)
Had 5 or more field goals.....	5, Jamie Rheem at Texas (10/2/1999)
Game-winning FG with less than one minute.....	0:03 (42 yds), Jack Cantele vs. ISU (11/21/2015)

Made a 47-yd FG or longer.....	47, Blake Lynch vs. Texas (12/5/2020)
Made a 48-yd FG or longer.....	53, Blake Lynch at TCU (10/10/2020)
Made a 49-yd FG or longer.....	53, Blake Lynch at TCU (10/10/2020)
Made a 50-yd FG or longer.....	53, Blake Lynch at TCU (10/10/2020)
Made a 51-yd FG or longer.....	53, Blake Lynch at TCU (10/10/2020)
Made a 52-yd FG or longer.....	53, Blake Lynch at TCU (10/10/2020)
Made a 53-yd FG or longer.....	53, Blake Lynch at TCU (10/10/2020)
Made a 54-yd FG or longer.....	54, Matthew McCrane at Texas (10/7/2017)
Made a 55-yd FG or longer.....	55, Jeff Snodgrass vs. North Texas (9/24/2005)

## Made 5 or more PATs..... 5, Taiten Winkel vs. Nevada (9/18/2021)

Made 6 or more PATs.....	7, Blake Lynch vs. Kansas (10/24/2020)
Made 7 or more PATs.....	7, Blake Lynch vs. Kansas (10/24/2020)
Made 8 or more PATs.....	9, Matthew McCrane vs. Florida Atlantic (9/17/2016)

## Blocked Kicks/Onside Kick

Blocked an extra point.....	Jordan Willis at Oklahoma State (10/3/2015)
Blocked a field goal.....	Wyatt Hubert at TCU (10/10/2020)
Blocked a punt.....	Seth Porter vs. Texas Tech (10/3/2020)
Had 2 or more blocked kicks.....	2, Raphael Guidry (2 FGs) at Texas Tech (10/15/2011)
TD on blocked field goal.....	Kip Daily (65 yds) at Oklahoma State (10/5/2013)
TD on blocked punt return.....	Morgan Burns (0 yds) at Kansas (11/28/2015)
Defensive extra point.....	Nigel Malone (68-yd blocked XP return) vs. Arkansas (1/6/2012)
Recovered an onside kick.....	Jayd Kirby at Stanford (9/2/2016)



# THE LAST TIME...

## ▼ OPPONENT INDIVIDUAL RUSHING

### Attempts

Had 25 or more rushing attempts ..... **30, Breece Hall, Iowa State (10/16/2021)**  
 Had 30 or more rushing attempts ..... **30, Breece Hall, Iowa State (10/16/2021)**

### Yards

Rushed for 100 or more yards ..... **197, Breece Hall, Iowa State (10/16/2021)**  
 Rushed for 150 or more yards ..... **197, Breece Hall, Iowa State (10/16/2021)**  
 Rushed for 200 or more yards ..... 213, Malcolm Perry, Navy (12/31/2019)  
 Had two 100-yard rushers ..... 221, Kylin Hill and 159, Nick Fitzgerald, Miss. State (9/8/2018)

Had a run of 60 or more yards ..... **75 (TD), Breece Hall, Iowa State (10/16/2021)**  
 Had a run of 70 or more yards ..... **75 (TD), Breece Hall, Iowa State (10/16/2021)**  
 Had a run of 80 or more yards ..... 84 (TD), Chuba Hubbard, Oklahoma State (9/28/2019)  
 Had a run of 90 or more yards ..... 91 (TD), David Thompson, Oklahoma State (11/18/1995)

### Touchdowns

Rushed for 3 or more touchdowns ..... 3, Bijan Robinson and Roschon Johnson, Texas (12/5/2020)  
 Rushed for 4 or more touchdowns ..... 4, Taylor Martinez, Nebraska (10/7/2010)  
 Had two players rush for 2 or more TDs ..... 3, Bijan Robinson and Roschon Johnson, Texas (12/5/2020)

## ▼ OPPONENT INDIVIDUAL PASSING

### Attempts

Had 30 or more pass attempts ..... **34, Spencer Sanders, Oklahoma State (9/25/2021)**  
 Had 40 or more pass attempts ..... **40, Carson Strong, Nevada (9/18/2021)**  
 Had 45 or more pass attempts ..... 49, Jett Duffey, Texas Tech (11/23/2019)  
 Had 50 or more pass attempts ..... 56, Austin Simmons, South Dakota (9/1/2018)

### Completions

Had 20 or more pass completions ..... **22, Brock Purdy, Iowa State (10/16/2021)**  
 Had 25 or more pass completions ..... **27, Carson Strong, Nevada (9/18/2021)**  
 Had 30 or more pass completions ..... 31, Charlie Brewer, Baylor (11/28/2020)  
 Had 40 or more pass completions ..... 45, Patrick Mahomes, Texas Tech (10/8/2016)

### Yards

Threw for 250 or more yards ..... **344, Spencer Sanders, Oklahoma State (9/25/2021)**  
 Threw for 300 or more yards ..... **344, Spencer Sanders, Oklahoma State (9/25/2021)**  
 Threw for 350 or more yards ..... 387, Spencer Rattler, Oklahoma (9/26/2020)  
 Threw for 400 or more yards ..... 425, Mason Rudolph, Oklahoma State (11/18/2017)

Had a pass of 50 or more yards ..... **52, Spencer Sanders, Oklahoma State (9/25/2021)**  
 Had a pass of 60 or more yards ..... 60, Brock Purdy, Iowa State (11/30/2019)  
 Had a pass of 70 or more yards ..... 70 (TD), Jalen Hurts, Oklahoma (10/26/2019)  
 Had a pass of 80 or more yards ..... 82 (TD), Tyler Murray, Oklahoma (10/27/2018)  
 Had a pass of 90 or more yards ..... 95 (TD), Carter Stanley, Kansas (11/26/2016)

### Touchdowns

Threw 3 or more touchdowns ..... 3, Brock Purdy, Iowa State (11/21/2020)  
 Threw 4 or more touchdowns ..... 4, Spencer Rattler, Oklahoma (9/26/2020)

## ▼ OPPONENT INDIVIDUAL RECEIVING

### Receptions

Had 8 or more receptions ..... **9, Tay Martin, Oklahoma State (9/25/2021)**  
 Had 10 or more receptions ..... 10, David Sills V, West Virginia (9/22/2018)  
 Had 12 or more receptions ..... 13, Gary Jennings Jr., West Virginia (11/11/2017)  
 Had 14 or more receptions ..... 15, Sterling Shepard, Oklahoma (10/18/2014)

### Yards

Had 100 or more receiving yards ..... **100, Tay Martin, Oklahoma State (9/25/2021)**  
 Had 150 or more receiving yards ..... 160, CeeDee Lamb, Oklahoma (10/27/2018)  
 Had 200 or more receiving yards ..... 233, Steven Sims, Kansas (10/28/2017)  
 Had two 100-yard receivers ..... 110, Devin Duvernay/110, Collin Johnson, Texas (11/9/2019)

### Touchdowns

Had 2 or more touchdown receptions ..... 2, Marvin Mims, Oklahoma (9/26/2020)  
 Had 3 or more touchdown receptions ..... 3, Jonathan Adams, Arkansas State (9/12/2020)  
 Had 2 players with 2 or more TD catches ..... Ka'Raun White (2) and David Sills V (2), WVU (11/11/2017)

## ▼ OPPONENT INDIVIDUAL DEFENSE

### Tackles

Had 10 or more tackles ..... **11, Daiyan Henley, Nevada (9/18/2021)**  
 Had 12 or more tackles ..... 12, Chris Brown, Texas (12/5/2020)  
 Had 13 or more tackles ..... 15, Tony Fields II, West Virginia (10/31/2020)  
 Had 14 or more tackles ..... 15, Tony Fields II, West Virginia (10/31/2020)  
 Had 15 or more tackles ..... 15, Tony Fields II, West Virginia (10/31/2020)

### Tackles for Loss

Had 3 or more tackles for loss ..... 3.0, Justin Rice, Arkansas State (9/12/2020)  
 Had 4 or more tackles for loss ..... 4.0, James Lynch, Baylor (10/5/2019)

### Sacks

Had 2 or sacks ..... **2.0, Will McDonald, Iowa State (10/16/2021)**  
 Had 3 or sacks ..... 3.0, James Lynch, Baylor (10/5/2019)  
 Had 4 or sacks ..... 4.0, Mike Mamula, Boston College (12/25/1994)

### Interceptions/Pass Breakups

Intercepted 2 or more passes ..... 2, Zack Sanches, Oklahoma (10/17/2015)  
 Had 3 or more pass breakups ..... 5, Dreshun Miller, West Virginia (10/31/2020)  
 Had 4 or more pass breakups ..... 5, Dreshun Miller, West Virginia (10/31/2020)

### Fumbles

Forced 2 or more fumbles ..... 2, Will McDonald, Iowa State (11/21/2020)  
 Recovered 2 or more fumbles ..... 2, Jacques Smith, Missouri (11/13/2010)

### Scoring

TD on an interception return ..... **PJ Jules (41 yds), Southern Illinois (9/11/2021)**  
 TD on a fumble return ..... **Malcolm Rodriguez (0 yds), Oklahoma State (9/25/2021)**  
 Safety via tackle in end zone ..... Charles Omenihu, Texas (9/29/2018)

## ▼ OPPONENT INDIVIDUAL SPECIAL TEAMS

### Kickoff Returns

Had 125 or more KOR yards ..... 150, D'Shawn Jamison, Texas (12/5/2020)  
 Had 150 or more KOR yards ..... 150, D'Shawn Jamison, Texas (12/5/2020)  
 TD on a kickoff return ..... Darryl Surgent (100 yds), Louisiana (9/7/2013)

### Punt Returns

Had 75 or more punt return yards ..... 90, D'Shawn Jamison, Texas (9/29/2018)  
 Had 100 or more punt return yards ..... 103, Danny Amendola, Texas Tech (10/30/2004)  
 TD on a punt return ..... D'Shawn Jamison (90 yds), Texas (9/29/2018)

### Field Goals

Had 3 or more field goals ..... **3, Andrew Mevis, Iowa State (10/16/2021)**  
 Had 4 or more field goals ..... **3, Andrew Mevis, Iowa State (10/16/2021)**  
 Game-winning FG with less than one minute ..... 0:00 (30 yds), John Mayers, Baylor (11/28/2020)

### Blocked Kicks/Onside Kick

Blocked an extra point ..... Myles Garrett, Texas A&M (12/28/2016)  
 Blocked a field goal ..... Kyle Rose, West Virginia (11/20/2014)  
 Blocked a punt ..... Jordan Sterns, Oklahoma State (11/1/2014)  
 TD on blocked punt return ..... D.J. Adeoba (26 yds), Massachusetts (9/5/2009)  
 Defensive extra point ..... Darrent Williams (85-yd blocked XP return), Oklahoma St. (10/12/2002)  
 Recovered an onside kick ..... Kansas (11/26/2016)

## ▼ RECORDS WATCH

## CAREER RUSHING ATTEMPTS [QUARTERBACK]

Rk	Player, Years	Att	Yds
1.	Ell Roberson, 2000-2003	604	2,818
2.	Collin Klein, 2009-12	601	2,485
3.	Steve Grogan, 1972-74	339	585
4.	<b>Skylar Thompson, 2017-21</b>	<b>326</b>	<b>1,096</b>

## CAREER RUSHING YARDS [QUARTERBACK]

Rk	Player, Years	Att	Yds
1.	Ell Roberson, 2000-03	604	2,818
2.	Collin Klein, 2009-12	601	2,485
3.	Jesse Ertz, 2014-17	256	1,399
4.	Michael Bishop, 1997-98	324	1,314
5.	<b>Skylar Thompson, 2017-21</b>	<b>326</b>	<b>1,096</b>

## FASTEST TO 1,000 CAREER RUSHING YARDS

Rk	Player, Year Accomplished	Att
1.	Darren Sproles, 2002	147
2.	Alex Barnes, 2017	152
3.	Daniel Sams, 2013	170
4.	Jesse Ertz, 2016	171
5.	<b>Deuce Vaughn, 2021</b>	<b>183</b>

## CONSECUTIVE 100-YD RUSHING GAMES

Rk	Player, Year(s)	Gms
1.	Darren Sproles, 2002-03	10
2.	Isaac Jackson, 1973	6
3.	<b>Deuce Vaughn, 2020-21</b>	<b>5</b>
	Darren Sproles, 2003	5

## CAREER 1,000-YARD RUSHERS

Rk	Player, Years	Yds
1.	Darren Sproles, 2001-04	4,979
22.	Don Calhoun, 1971-73	1,300
23.	Mack Green, 1977-78	1,268
24.	Corky Taylor, 1951-54	1,212
25.	<b>Deuce Vaughn, 2020-21</b>	<b>1,185</b>
25.	Marlon Charles, 1995-98	1,133
26.	Justin Silmon, 2015-18	1,120
27.	<b>Skylar Thompson, 2017-21</b>	<b>1,096</b>

## CAREER RUSHING YARDS PER CARRY [MIN 200 ATT]

Rk	Player, Years	Att	Yds	Avg.
1.	Darren Sproles, 2001-04	815	4,979	6.11
2.	Alex Barnes, 2016-18	458	2,616	5.71
3.	James Johnson, 2006-07	272	1,509	5.55
4.	Jesse Ertz, 2014-17	256	1,399	5.46
5.	Daniel Thomas, 2009-10	545	2,850	5.23
6.	<b>Deuce Vaughn, 2020-21</b>	<b>231</b>	<b>1,185</b>	<b>5.12</b>
7.	Marlon Charles, 1996-98	225	1,133	5.04
8.	Eric Hickson, 1994-95, 97-98	507	2,537	5.00
9.	John Hubert, 2010-13	599	2,993	5.00
10.	Justin Silmon, 2015-18	227	1,120	4.93

## CAREER RUSHING TOUCHDOWNS [QUARTERBACK]

Rk	Player, Years	TDs
1.	Collin Klein, 2010-12	56
2.	Ell Roberson, 2000-03	40
3.	Jonathan Beasley, 1996-97, 1999-2000	26
4.	<b>Skylar Thompson, 2017-21</b>	<b>25</b>

## CAREER PASSING ATTEMPTS

Rk	Player, Years	Att
1.	Josh Freeman, 2006-08	1,151
2.	Lynn Dickey, 1968-70	994
3.	Carl Straw, 1987-90	833
4.	<b>Skylar Thompson, 2017-21</b>	<b>734</b>
5.	Chad May, 1993-94	687

## CAREER COMPLETIONS

Rk	Player, Years	Comp
1.	Josh Freeman, 2006-08	680
2.	Lynn Dickey, 1968-70	501
3.	Carl Straw, 1987-80	448
4.	<b>Skylar Thompson, 2017-21</b>	<b>446</b>
5.	Jake Waters, 2013-14	421

## CAREER COMPLETION PERCENTAGE [MIN. 400 ATT]

Rk	Player, Years	Cpl	Att	Pct
1.	Jake Waters, 2013-14	421	657	64.08
2.	Carson Coffman, 2007-10	270	426	63.38
3.	Collin Klein, 2009-12	370	604	61.26
4.	<b>Skylar Thompson, 2017-21</b>	<b>446</b>	<b>734</b>	<b>60.76</b>
5.	Josh Freeman, 2006-08	680	1,151	59.08

## CAREER INTERCEPTION PERCENTAGE [MIN. 400 ATT]

Rk	Player, Years	INT	Att	Pct
1.	<b>Skylar Thompson, 2017-21</b>	<b>15</b>	<b>734</b>	<b>2.04</b>
2.	Chad May, 1993-94	16	687	2.33
3.	Jake Waters, 2013-14	16	657	2.44
4.	Collin Klein, 2009-12	15	604	2.48
5.	Michael Bishop, 1997-98	12	480	5.50

## CAREER PASSING YARDS

Rk	Player, Years	Yds
1.	Josh Freeman, 2006-08	8,078
2.	Lynn Dickey, 1968-70	6,208
3.	Jake Waters, 2013-14	5,970
4.	<b>Skylar Thompson, 2017-21</b>	<b>5,787</b>

## CAREER PASSING YARDS PER GAME

Rk	Player, Years	Gms	Yds	Avg.
1.	Chad May, 1993-94	22	5,253	238.8
2.	Josh Freeman, 2006-08	35	8,078	230.8
3.	Jake Waters, 2013-14	26	5,970	229.6
4.	Lynn Dickey, 1968-70	31	6,208	200.3
5.	Michael Bishop, 1997-98	23	4,401	191.3
6.	Carl Straw, 1987-90	32	5,223	163.2
7.	<b>Skylar Thompson, 2017-21</b>	<b>39</b>	<b>5,787</b>	<b>148.4</b>
8.	Paul Watson, 1988-91	28	3,963	141.5

## CAREER PASSING YARDS PER ATTEMPT [MIN 500]

Rk	Player, Years	Att	Yds	Avg.
1.	Jake Waters, 2013-14	657	5,970	9.09
2.	Jonathan Beasley, 1996-97, 1999-2000	544	4,642	8.53
3.	Ell Roberson, 2000-03	628	5,099	8.12
4.	<b>Skylar Thompson, 2017-21</b>	<b>734</b>	<b>5,787</b>	<b>7.88</b>
5.	Collin Klein, 2009-12	604	4,724	7.82

## CAREER PASSING YARDS PER COMP. [MIN 300]

Rk	Player, Years	Att	Yds	Avg.
1.	Ell Roberson, 2000-03	307	5,099	16.61
2.	Jake Waters, 2013-14	421	5,970	14.18
3.	Chad May, 1993-94	385	5,253	13.64
4.	Paul Watson, 1988-91	301	3,963	13.17
5.	<b>Skylar Thompson, 2017-21</b>	<b>446</b>	<b>5,787</b>	<b>12.98</b>

## CAREER PASSING TOUCHDOWNS

Rk	Player, Years	TDs
1.	Josh Freeman, 2006-08	44
2.	Jake Waters, 2013-14	40
3.	Ell Roberson, 2000-03	37
4.	Michael Bishop, 1997-98	36
5.	<b>Skylar Thompson, 2017-21</b>	<b>35</b>

## CAREER PASSING EFFICIENCY [MIN. 200 ATTEMPTS]

Rk	Player, Years	Rating
1.	Jake Waters, 2013-14	155.6
2.	Matt Miller, 1994-95	152.6
3.	Michael Bishop, 1997-98	147.6
4.	<b>Skylar Thompson, 2017-21</b>	<b>138.6</b>
5.	Collin Klein, 2009-12	138.4

## GAME RECEPTIONS [SOPHOMORE]

Rk	Player vs./at Opponent, Date	Rec
1.	Michael Smith vs. Missouri, 10/21/1989	13
2.	<b>Deuce Vaughn vs. Oklahoma, 10/2/2021</b>	<b>10</b>

## CAREER RECEPTIONS [RUNNING BACK/FULLBACK]

Rk	Player, Years	Rec
1.	Mike Montgomery [FB], 1968-70	99
2.	Mack Herron, 1968-89	90
3.	Darren Sproles, 2001-04	66
4.	J.J. Smith, 1991-94	64
5.	Eric Gallon, 1989-92	59
6.	John Hubert, 2009-13	55
7.	Daniel Thomas, 2009-10	52
8.	Pat Jackson, 1989-90	50
9.	<b>Deuce Vaughn, 2020-21</b>	<b>48</b>

## CAREER RECEIVING YARDS [RUNNING BACK/FULLBACK]

Rk	Player, Years	Yds
1.	Mack Herron, 1968-69	1,244
2.	Mike Montgomery [FB], 1968-70	830
3.	<b>Deuce Vaughn, 2020-21</b>	<b>668</b>
4.	Darren Sproles, 2001-04	609
5.	J.J. Smith, 1991-94	546

## CAREER 100-YD REC. GAMES [RUNNING BACK/FULLBACK]

Rk	Player, Years	Gms
1.	<b>Deuce Vaughn, 2020-21</b>	<b>2</b>
	Mack Herron, 1968-69	2
3.	Henry Hawthorne, 1969-70	1
	Henry Howard, 1964-66	1
	Gene Keady, 1956-57	1

## CAREER OFFENSIVE YARDS

Rk	Player, Years	Rush	Pass	Total
1.	Josh Freeman, 2006-08	343	8,078	8,421
2.	Ell Roberson, 2000-03	2,818	5,099	7,917
3.	Collin Klein, 2009-12	2,485	4,724	7,209
4.	<b>Skylar Thompson, 2017-21</b>	<b>1,096</b>	<b>5,787</b>	<b>6,883</b>

## CAREER TOUCHDOWNS RESPONSIBLE FOR

Rk	Player, Years	TDs
1.	Collin Klein, 2009-12	87
2.	Ell Roberson, 2000-03	77
3.	Josh Freeman, 2006-08	64
4.	<b>Skylar Thompson, 2017-21</b>	<b>60</b>

## CAREER 2,000 ALL-PURPOSE YARDS

Rk	Player, Years	Yds
1.	Darren Sproles, 2001-04	6,812
28.	Cornelius Davis, 1996-98	2,209
29.	Charles Jones, 2014-16	2,188
30.	Josh Scobey, 2000-01	2,117
	<b>Deuce Vaughn, 2020-21</b>	<b>1,998</b>

## CAREER PUNT-RETURN YARDS

Rk	Player, Years	Yds
1.	David Allen, 1997-2000	1,646
5.	Mitch Running, 1992-95	625
6.	Veryl Switzer, 1951-53	596
7.	Yamon Figue, 2004-06	553
8.	Michael Smith, 1988-91	529
9.	Tyler Lockett, 2011-14	488
10.	Terence Newman, 1999-2002	417
	<b>Phillip Brooks, 2018-21</b>	<b>392</b>

## CAREER PUNT-RETURN TOUCHDOWNS

Rk	Player, Years	TDs
1.	David Allen, 1997-2000	7
T2.	<b>Phillip Brooks, 2019-21</b>	<b>3</b>
	<i>Tied with Four Others</i>	

### CAREER KICKOFF-RETURN AVERAGE [MIN 20 ATT]

Rk	Player, Years	Att	Yds	Avg.
1.	William Powell, 2009-10.....	21	726	34.6
2.	D.J. Reed, 2016-17.....	26	837	32.2
3.	Morgan Burns, 2013-15.....	51	1,572	30.8
4.	Tyler Lockett, 2011-14.....	77	2,196	28.5
5.	Brandon Banks, 2008-09.....	57	1,625	28.5
6.	<b>Malik Knowles, 2018-21.....</b>	<b>28</b>	<b>797</b>	<b>28.5</b>
7.	Byron Pringle, 2016-17.....	39	1,076	27.6
8.	Mack Herron, 1968-69.....	35	916	26.2
9.	Terence Newman, 1999-2002.....	36	921	25.6
10.	Henry Hawthorne, 1969-70.....	36	921	25.6

### SEASON KICKOFF-RETURN TOUCHDOWNS

Rk	Player, Years	TDs
1.	Morgan Burns, 2015.....	4
	Brandon Banks, 2009.....	4
3.	Joshua Youngblood, 2019.....	3
4.	<b>Malik Knowles, 2021.....</b>	<b>2</b>
	<i>Tied with Three Others</i>	

### CAREER KICKOFF-RETURN TOUCHDOWNS

Rk	Player, Years	TDs
1.	Morgan Burns, 2013-15.....	5
	Brandon Banks, 2008-09.....	5
3.	Tyler Lockett, 2011-14.....	4
4.	<b>Malik Knowles, 2018-21.....</b>	<b>3</b>
	Joshua Youngblood, 2019-20.....	3