

## TEXAS TECH at rv/rv K-STATE

Oct. 3, 2020 • Bill Snyder Family Stadium • Manhattan, Kan.

### KANSAS STATE WILDCATS



1-1, 1-0 Big 12

### TEXAS TECH RED RAIDERS



1-1, 0-1 Big 12

### ▼ THE BASICS

<b>Record</b> ..... 1-1 (1-0 Big 12)	<b>Record</b> ..... 1-1 (0-1 Big 12)
<b>Ranking</b> (AP/Coaches)..... rv/rv	<b>Ranking</b> (AP/Coaches)..... rv/rv
<b>Last Game</b> ..... Sept. 26, 2020	<b>Last Game</b> ..... Sept. 26, 2020
Won at #3 Oklahoma, 38-35	Lost to #8 Texas, 63-56
<b>Coach</b> ..... Chris Klieman	<b>Coach</b> ..... Matt Wells
<b>Career Record</b> ..... 81-19 (8th)	<b>Career Record</b> ..... 49-43 (8th)
<b>Record at K-State</b> ..... 9-6 (2nd)	<b>Record at TTU</b> ..... 5-9 (2nd)

### ▼ STATISTICAL LEADERS

<b>Rushing</b> ..... Deuce Vaughn 20 att, 92 yds, 2 TD	<b>Rushing</b> ..... SaRodrick Thompson 38 att, 222 yds, 4 TD
<b>Passing</b> ..... Skylar Thompson 35-54, 593 yds, 3 TD, 0 INT	<b>Passing</b> ..... Alan Bowman 69-104, 755 yds, 7 TD, 4 IN
<b>Receiving</b> ..... Briley Moore 10 rec, 85 yds, 1 TD	<b>Receiving</b> ..... KeSean Carter 13 rec, 163 yds
<b>Tackling</b> ..... Justin Hughes 16 tackles	<b>Tackling</b> ..... K. Merriweather 20 tackles
<b>Sacks</b> ..... B. Massie/W. Hubert 2.0 sacks	<b>Sacks</b> ..... Eli Howard 1.5 sacks
<b>Interceptions</b> ..... Four players 1 interception	<b>Interceptions</b> ..... Zech McPherson 1 interception

### ▼ INSIDE THE SERIES

<b>Overall</b> ..... 11-9	<b>Most K-State Pts</b> ..... 55 (2012)
<b>In Manhattan</b> ..... 6-2	<b>Most TTU Pts</b> ..... 66 (2009)
<b>In Lubbock</b> ..... 5-7	<b>3 Points or Less</b> ..... 1-0
<b>Current Streak</b> ..... Won 4	<b>7 Points or Less</b> ..... 6-1
<b>Longest Win Streak</b> ..... 4 (twice)	<b>Biggest Win</b> ..... 45-13 (2014)

### ▼ ON THE AIR

#### TELEVISION

FS1

Joe Davis (Play-by-Play)

Mark Helfrich (Analyst)



#### RADIO

K-State Sports Network

Wyatt Thompson (Play-by-Play)

Stan Weber (Analyst)

Matt Walters (Sidelines)



#### SATELLITE RADIO

Sirius Channel 138

XM Channel 199

Internet Channel 953



### K-STATE RETURNS HOME TO HOST TEXAS TECH IN AFTERNOON TILT

Following one of the largest comeback wins in school history, Kansas State returns home to host Texas Tech Saturday at Bill Snyder Family Stadium. The game will kick at 2:30 p.m., and will be shown nationally on FS1 with **Joe Davis** (play-by-play) and **Mark Helfrich** (analyst) on the call. The game can be heard across the 39-station K-State Sports Network with **Wyatt Thompson** (play-by-play), former K-State quarterback **Stan Weber** (analyst) and **Matt Walters** (sidelines) calling the action. Fans can also catch the game on SiriusXM (S: 138, X: 199, Internet: 953) in addition to the TuneIn app.

### A LOOK AT K-STATE

- K-State is coming off a 38-35 win at No. 3 Oklahoma as the Wildcats erased a 21-point second-half deficit.
- The comeback win tied for the largest deficit overcome in school history while the 21-point comeback started at the 1:36 mark of the third quarter which was the latest of each 21-point comeback win.
- Last week's win was the first over a top-five opponent on the road in school history.
- Senior quarterback **Skylar Thompson** is in line to make his 30th career start on Saturday and is coming off a career performance against OU when he threw for a career-best 334 yards and combined for four touchdowns (3 rushing).
- He is one of just four QBs in school history to throw for 4,000 career yards and rush for 1,000 career yards, and he can become the second with 5,000 passing yards and 1,000 rushing yards with 12 more yards through the air.
- Thompson became the first quarterback in school history to record three wins over AP Top 10 opponents.
- True freshman **Deuce Vaughn** continues to impress as he totaled 174 all-purpose yards against Oklahoma, which included 129 yards receiving and 45 yards on the ground.
- Vaughn became just the fifth running back in school history to have 100 receiving yards in a game and was the first freshman to do so.
- Defensively, the Wildcats forced four Sooners turnovers last weekend, including three interceptions.
- The Cats have blocked a punt and recorded an interception in each of the first two games.
- **Wyatt Hubert** added to his career sack total, which now stands at 13.5. His 0.50 career sacks rank sixth nationally among active players.
- Senior linebacker **Justin Hughes** is coming off a 10-tackle performance at Oklahoma and leads the team with 16 on the season.
- Safety **Jahron McPherson** is coming off a big game in which he had 11 tackles, a tackle for loss, a forced fumble and an interception.
- Place kicker **Blake Lynch** nailed a career-high 50-yard field goal late in the game last week which broke a 35-35 tie and proved to be the game-winner.
- McPherson, Thompson and Vaughn were each honored with Big 12 Player of the Week accolades this week, and McPherson was also tabbed the Walter Camp National Defensive Player of the Week.

### ▼ 2020 SCHEDULE

DATE	AP/C OPPONENT (TV)	TIME (CT)
Sept. 12	ARKANSAS STATE (FOX)	L, 31-35
Sept. 26	at 3/3 Oklahoma (FOX)	W, 38-25
Oct. 3	TEXAS TECH (FS1)	2:30 p.m.
Oct. 10	at TCU* (FOX)	3 p.m.
Oct. 24	KANSAS*	TBA
Oct. 31	at West Virginia*	TBA
Nov. 7	17/19 OKLAHOMA STATE*	TBA
Nov. 21	at Iowa State*	TBA
Nov. 28	at rv/rv Baylor*	TBA
Dec. 5	9/9 TEXAS*	TBA

### ▼ A K-STATE WIN WOULD...

- Move K-State to 2-0 in Big 12 play for the first time since the 2014 season and the sixth time in the 25-year history of the league.
- Move K-State to 12-9 in the series with Texas Tech, including a 7-2 mark in Manhattan.
- Be the fifth in a row in the series and also move the Cats to 9-1 in the last 10 meetings.
- Would be the fourth-straight time K-State won a game the week after defeating an AP top-10 team.

### ▼ WHERE TO FIND...

Media Information .....	2
Team Notes.....	3-4
Offensive Notes .....	4-5
Defensive Notes.....	5-6
Special Teams Notes.....	6
Opponent Breakdown.....	7
Last Time vs. Texas Tech.....	8
Career Stats vs. Texas Tech.....	9
2020 Opponent Tracker.....	10
Head Coach Chris Klieman.....	11-12
Assistant Coaches .....	13
Roster/Pronunciations.....	14-15
Depth Chart.....	16
Depth Chart Notes .....	17-19
Select Player Bios.....	20-27
Team Statistics .....	28-29
Game-by-Game Offensive Statistics.....	30
Defensive Statistics.....	31
Game-by-Game Defensive Statistics .....	32
Game-by-Game Summaries/Starters.....	33
Scoring Drives/Drive Analysis .....	34
Long Plays/Third Downs/Red Zone .....	35
Superlatives .....	36
Game Recaps .....	37-38
Last Time .....	39-43
Records Watch.....	44
Bill Snyder Family Stadium .....	45

### ▼ FOLLOW K-STATE ATHLETICS



## ▼ MEDIA SCHEDULE – TEXAS TECH

MONDAY 28	TUESDAY 29	WEDNESDAY 30	THURSDAY 1	FRIDAY 2	SATURDAY 3	SUNDAY 4
<b>Big 12 Teleconference</b> 10:30 a.m. – Chris Klieman  <b>Media Information</b> Tuesday's Zoom Press Conference link will be sent out on Mondays. Player requests should be submitted by noon on Mondays.	<b>Zoom Press Conference</b> 12 p.m. – Chris Klieman 12:20 p.m. – Players  <b>FTP Information</b> Coach Klieman's press conference will be uploaded to the K-State FTP site at approximately 2 p.m. Contact Ryan Lackey for access.	<b>No Media Availability</b>	<b>Coordinator Zoom Press Conference</b> 2 p.m. – Courtney Messingham 2:10 p.m. – Joe Klanderman  <b>Media Information</b> Zoom links will be sent out on Thursday mornings prior to the coordinator media availability.	<b>No Media Availability</b>	<b>Game 3</b> Texas Tech at K-State 2:30 p.m. FS1 Bill Snyder Family Stadium Manhattan, Kan.  <b>Postgame</b> Coach Klieman and players via Zoom	<b>No Media Availability</b>  K-State's game notes for the TCU game will be available on Monday, October 5.

## ▼ ATHLETICS COMMUNICATIONS



**RYAN LACKEY**  
 Assistant AD/Communications  
*Primary Contact/Assistants & Players Requests*  
 Cell ..... 785-587-7865  
 Email ..... rlackey@kstatesports.com  
 Twitter ..... @rlackey84



**KENNY LANNOU**  
 Executive Associate A.D./Communications  
*Coach Klieman Requests*  
 Cell ..... 785-587-7867  
 Email ..... klannou@kstatesports.com  
 Twitter ..... @KennyLannou



**EMILY STARKEY**  
 FOOTBALL CREATIVE SPECIALIST  
  
 Email ..... estarkey@kstatesports.com  
 Twitter ..... @estarkeyphoto



**MARY GORMAN**  
 ADMINISTRATIVE ASST./COMMUNICATIONS  
*Credentials*  
 Office ..... 785-532-6735  
 Email ..... mgorman@kstatesports.com

## CREDENTIALS

K-State will issue media credentials on an individual game basis with no more than two (2) credentials allowed per media outlet. In an effort to social distance during the COVID-19 pandemic, a limited amount of press box seats will be available, and seats will be at least six feet apart. Those wishing to request for credentials must do so through the K-State Athletics Communications football credential application website. To access the website, please visit [www.k-statesports.com/media](http://www.k-statesports.com/media). Please be advised of the department's updated credential policies on page 221 of the 2020 K-State Football Media Guide as it relates to COVID-19. **Applying for credentials does not guarantee credentials will be approved. Additionally, being approved for credentials in previous seasons does not guarantee credentials will be approved in 2020.**

Credentials will not be mailed in any circumstance. Parking passes for those who are approved will be sent the week prior to game week. Credential pickup will be available at a location to be determined, and that will be announced by Thursday prior to the game.

Masks will be required at both credential pickup and at any point inside Bill Snyder Family Stadium to comply with state of Kansas, Riley County and University orders.

## WEEKLY MEDIA AVAILABILITY

**Tuesdays:** Head coach Chris Klieman will host a weekly news conference via Zoom from 12 p.m. to 12:20 p.m. Four players will follow in 10-minute increments. **Player requests must be submitted to Ryan Lackey by 12 p.m., on Mondays, and players will be selected out of that pool.** Zoom links for the Tuesday press conferences will be sent out on Monday afternoons.

**Thursdays:** Offensive coordinator Courtney Messingham and defensive coordinator Joe Klanderman will hold interviews for 10 minutes apiece via Zoom beginning at 2 p.m. Zoom links will be sent out Thursday mornings.

## PRESS CONFERENCE VIDEO

Broadcast-quality video files for television newscasts of press conferences on Tuesday and Thursday will be available for download in the afternoons on those respective days. Please contact Ryan Lackey for FTP access instructions.

## POSTGAME INTERVIEWS

K-State's locker room is closed, and there will be no in-person interviews. Media will be asked to submit a list of player requests to Ryan Lackey with five minutes remaining in the third quarter. Zoom links for postgame press conferences will be sent out during the game. Media are required to stay in the press box throughout the entirety of the game and postgame. Please bring headphones with a microphone to use for the Zoom press conferences to eliminate audio feedback throughout the press box. The same will apply to all road games in 2020.

## WEEKLY BIG 12 TELECONFERENCE

The weekly Big 12 Coaches Teleconference is held each Monday morning throughout the season. If you wish to participate, please email [joni@big12sports.com](mailto:joni@big12sports.com) with your name, affiliation and phone number to obtain the media dial-in number. The number will not be distributed over the phone.

10:00 a.m.	Les Miles, Kansas
10:10 a.m.	Lincoln Riley, Oklahoma
10:20 a.m.	Mike Gundy, Oklahoma State
10:30 a.m.	Chris Klieman, K-State
10:40 a.m.	Neal Brown, West Virginia
10:50 a.m.	Matt Wells, Texas Tech
11:00 a.m.	Dave Aranda, Baylor
11:10 a.m.	Matt Campbell, Iowa State
11:20 a.m.	Gary Patterson, TCU
11:30 a.m.	Tom Herman, Texas

## BIG 12 NOW ON ESPN+

In 2019, the Big 12 Conference and ESPN agreed to significantly expand their existing rights agreement, which runs through 2024-25. Under the expanded agreement, multiple K-State athletic events – including selected football, men's and women's basketball, volleyball, soccer and baseball games – are available on Big 12 Now on ESPN+, the direct-to-consumer subscription sports streaming service.



## CHRIS KLIEMAN TV SHOW

Featuring the head coach of the Wildcats with the Voice of the Wildcats Wyatt Thompson, the Chris Klieman TV Show recaps the last game for the Wildcats and looks ahead to the coming week. The show will be available Mondays on Big 12 Now on ESPN+ and YURView Kansas (7 p.m.), as well as on Tuesdays on Spectrum Sports (6:30 p.m.).

## CHRIS KLIEMAN RADIO SHOW

Featuring the head coach of the Wildcats with the Voice of the Wildcats Wyatt Thompson, the Chris Klieman Radio Show recaps the last game for the Wildcats and looks ahead to the coming week, while also taking calls and questions via Facebook. The show will be held every Thursday during the season from 7-8 p.m., with the exception of October 15 and Thanksgiving (November 26). The show will be available on many of the K-State Sports Network affiliates.

## 2020 RADIO AFFILIATES

MARKET	CALL LETTERS	FREQUENCY
Beloit	KVSV	1190 AM and 105.5 FM
Chanute	KINZ	95.3 FM
Clay Center	KCLY	100.9 FM
Coffeyville	KGGF	690 AM
Colby/Goodland	KRQD	100.3 FM
Concordia	KNCK	1390 AM and 98.3 FM
Dodge City	KAHE	95.5 FM
Emporia	KVOE	101.7 FM
Great Bend	KZRS	107.9 FM
Hays/Ness City	KKDT	93.5 FM
Hiawatha	KNZA	103.9 FM
Hutchinson/Wichita	KHMY	93.1 FM
Junction City	KJCK	1420 AM
Kansas City	KCSP	610 AM
Liberal	KSMM	1470 AM
Manhattan	KMAN	1350 AM, 93.3 FM and 93.7 FM
Manhattan	KMKF	101.5 FM
Marysville	KNDY	1570 AM and 94.1 FM
Medicine Lodge	KQZQ	98.3 FM
Norton	KQNK	1530AM and 106.7 FM
Phillipsburg	KKAN	1490 AM
Phillipsburg	KQMA	92.5 FM
Pittsburg	KWDX	103.5 FM
Russell	KRSL	990 AM and 98.1 FM
Salina	KSAL	1150 AM
Scott City	KSKL	94.5 FM
Seneca	KMZA	92.1 FM
Topeka	WIBW	580 AM, 94.5 FM and 104.9 FM
Wichita	KKGQ	92.3 FM
Winfield	KWLS	107.9 FM

## CONFERENCE HOME OPENERS

- K-State holds a 14-10 all-time record in Big 12 home openers, including a 3-1 mark against Texas Tech.
- The Wildcats knocked off the Red Raiders in their Big 12 home opener in 1996, 2014 and 2016, while K-State fell in a Big 12 home opener to Tech in 2008.

## TWO OF THE BIG 12'S BEST

- Saturday's matchup between K-State and Texas Tech features two teams that rank in the top five in Big 12 wins since the league's inception in 1996. The Wildcats are third with 119 victories, while Tech is fifth with 97.
- The Wildcats also rank third in the conference in winning percentage since round-robin play began in 2011. They sit at .610 (50-32), trailing only Oklahoma (.817; 67-15) and Oklahoma State (.646; 53-29).

### ▼ ALL-TIME BIG 12 VICTORIES

Rk.	School	Wins
1.	Oklahoma	153
2.	Texas	136
3.	<b>K-State</b>	<b>119</b>
4.	Oklahoma State	108
5.	Texas Tech	97

## MARQUEE WINS

- K-State has now knocked off top-five teams in consecutive seasons under head coach **Chris Klieman**, and last week's win at No. 3 Oklahoma carried some extreme significance.
- Down 21 points in the third quarter, K-State became just the second team in 547 tries since 2004 to rally for a win over a top-five team when trailing in the game by 21 points. The other such win was Tennessee at LSU in 2005.
- The win was also the 10th all-time in K-State history over an Associated Press top-10 team, and the No. 3 Sooners were the highest ranked team the Wildcats have ever defeated in a true road game.
- Coupled with its win over No. 5 OU last season, it was the first time in school history K-State defeated a top-five team in consecutive seasons and just the second time ever the Wildcats had wins over top-10 teams in two-straight campaigns (2006 and 2007 vs. Texas)
- Four of K-State's wins against AP top-10 teams have come against Oklahoma.

## HISTORIC COMEBACK

- Kansas State's 21-point comeback victory at No. 3 Oklahoma tied for the largest in school history, which had occurred four other times.
- The Wildcats began their comeback with a touchdown with 1:36 left in the third quarter. Of the five total occurrences, the win over the Sooners was the latest start to the 21-point comeback.

### ▼ K-STATE'S 21-POINT COMEBACKS

Date	Opponent	Deficit	Start of Comeback	Final Score
9/25/99	Iowa State	7-28	5:38 (3rd)	35-28
10/23/99	Oklahoma State	0-21	10:53 (2nd)	44-21
11/6/04	at Missouri	0-21	5:33 (2nd)	35-24
11/21/15	Iowa State	14-35	8:49 (3rd)	38-35
9/26/20	at #3 Oklahoma	14-35	1:36 (3rd)	38-35

## SIX-SPOT IMPROVEMENT

- A team that has generally out-performed preseason expectations did it again in 2019 as the Wildcats were predicted to finish ninth and ended the season in a tie for third place — a six-spot jump.
- In the nine Big 12 preseason polls during round robin play, last year's Wildcats became just the third squad to see a league-record six-spot improvement from the preseason poll to the final standings.
- The other two occurrences were in 2014 when TCU went from seventh to a tie for first, while the 2011 Wildcats were predicted to finish eighth and concluded the year in second place.
- Since the Big 12 went to the round robin format in 2011, K-State — which was predicted to finish seventh in this year's poll — averages a 2.1 spot jump from the preseason poll to the final standings. The other teams in the conference combine to average a 0.32 spot jump.

## A WINNING HISTORY

- A proven winner with a championship history, **Chris Klieman** holds an 81-19 career record as his 81.0% winning percentage ranks ninth among all NCAA coaches — regardless of division — among those with at least seven full years of experience.
- Klieman came to Manhattan after capping his five-year stint as head coach at North Dakota State by winning his fourth national championship in 2018.
- A native of Waterloo, Iowa, Klieman guided the 2018 Bison to a perfect 15-0 record, making NDSU just the fifth team in FCS history to go undefeated and untied on the way to a national championship.

### ▼ WINNING % BY ACTIVE NCAA COACHES

Rk.	Coach	Current School	Perc.
1.	Tony Annese	Mount Union (D3)	.845
2.	Pete Fredenburg	Mary Hardin-Baylor (D3)	.844
3.	Jeff Devaney	Trinity (D3)	.835
4.	Gary Fasching	Saint John's (MN) (D3)	.833
5.	Joseph Smith	Linfield (D3)	.830
6.	Joe Finchem	Wittenberg (D3)	.819
7.	Mike Sirianni	Washington & Jefferson (D3)	.813
8.	John Wristen	Colorado St.-Pueblo (D2)	.813
9.	<b>Chris Klieman</b>	<b>K-State</b>	<b>.810</b>
10.	Dabo Swinney	Clemson	.810

## HIGH T.O.P.

- K-State has always been one to play ball control, and that was elevated in 2019 as the Wildcats finished ninth nationally in time of possession at 33:27.
- The mark in 2019 was the Wildcats' best since they finished the 2011 season fourth in the nation at 33:55.
- K-State possessed the ball for over 40 minutes twice in 2019, including a 42:52 mark against Bowling Green to rank eighth in Big 12 history. They had two other games with over 38:00 of possession.
- Of the 15 games under head coach **Chris Klieman** and offensive coordinator **Courtney Messingham**, the Wildcats have won the time of possession nine times.

## YOUNG PUPS

- Kansas State played 33 freshmen during the 2019 season, including 12 true freshmen, and that trend continued in the first two games of 2020.
- So far this season, 14 freshmen have played, including starts by redshirt freshman right tackle **Cooper Beebe** (2), redshirt freshman defensive back **Will Jones II** (1) and true freshman running back **Deuce Vaughn** (1).

## ▼ WILDCATS WHEN...

Overall .....	1-1
Big 12 .....	1-0
Non-conference record .....	0-1
Home .....	0-1
Away .....	1-0
Neutral .....	0-0
Current streak .....	Won 1
Current home streak .....	Lost 1
Current road streak .....	Won 2
Last win .....	38-35 at Oklahoma (9/26/20)
Last loss .....	35-31 vs. Arkansas State (9/12/20)
Day game .....	1-1
Night game .....	0-0
Game on:	
ABC .....	0-0
ESPN .....	0-0
ESPN2 .....	0-0
Big 12 Now on ESPN+ .....	0-0
FOX .....	1-1
FS1 .....	0-0
FSN .....	0-0
September .....	1-1
October .....	0-0
November .....	0-0
December .....	0-0
vs. top-25 teams (AP) .....	1-0
vs. non-ranked teams (AP) .....	0-1
On artificial surface .....	0-1
On natural grass .....	1-0
Scoring first .....	0-1
Opponent scores first .....	1-0
Leading after 1st quarter .....	0-0
Behind after 1st quarter .....	1-0
Tied after 1st quarter .....	0-1
Leading at halftime .....	0-1
Behind at halftime .....	1-0
Tied at halftime .....	0-0
Leading after 3rd quarter .....	0-0
Behind after 3rd quarter .....	1-0
Tied after 3rd quarter .....	0-1
Overtime .....	0-0
Scoring 20 points or less .....	0-0
Scoring 20+ points .....	1-1
Scoring 30+ points .....	1-1
Allowing 21 points or less .....	0-0
Allowing 10 points or less .....	0-0
With 100-yard rusher .....	0-0
Allow 100-yard rusher .....	0-0
With 300-yard passer .....	1-0
Allow 300-yard passer .....	1-0
Outgain opponent .....	0-0
Total offense + 400 yards .....	1-0
Allow + 400 yards total offense .....	1-1
No turnovers .....	0-1
Less than three turnovers .....	0-1
Three or more turnovers .....	0-0
No takeaways .....	0-0
Three or more takeaways .....	1-0
Fewer turnovers gained .....	0-0
Equal turnovers gained .....	0-0
More turnovers gained .....	1-1
Control time of possession .....	0-1
Opponent controls time of possession .....	1-0
Possession time equal .....	0-0



## ▼ NATIONAL RANKINGS

## Associated Press Top 25 (Week 5)

1. Clemson (55).....	2-0	1542
2. Alabama (3).....	1-0	1473
3. Florida.....	1-0	1324
4. Georgia.....	1-0	1310
5. Notre Dame.....	2-0	1231
6. Ohio State (4).....	0-0	1169
7. Auburn.....	1-0	1133
8. Miami.....	3-0	1045
9. Texas.....	2-0	862
10. Penn State.....	0-0	840
11. UCF.....	2-0	743
12. North Carolina.....	1-0	734
13. Texas A&M.....	1-0	705
14. Oregon.....	0-0	651
15. Cincinnati.....	2-0	646
16. Mississippi State.....	1-0	590
17. Oklahoma State.....	2-0	555
18. Oklahoma.....	1-1	535
19. Wisconsin.....	0-0	510
20. LSU.....	0-1	401
21. Tennessee.....	1-0	377
22. BYU.....	2-0	295
23. Michigan.....	0-0	277
24. Pittsburgh.....	3-0	248
25. Memphis.....	1-0	196

## OTHER BIG 12 RECEIVING VOTES:

Kansas State 60, Baylor 22.

## Amway Coaches' Poll (Week 5)

1. Clemson (42).....	2-0	1194
2. Alabama (4).....	1-0	1144
3. Florida.....	1-0	1038
4. Georgia.....	1-0	1006
5. Notre Dame.....	2-0	971
6. Ohio State (2).....	0-0	890
7. Auburn.....	1-0	889
8. Miami.....	3-0	795
9. Texas.....	2-0	745
10. Penn State.....	0-0	589
11. North Carolina.....	1-0	578
12. UCF.....	2-0	577
13. Texas A&M.....	1-0	561
14. Mississippi State.....	1-0	492
15. Cincinnati.....	2-0	480
16. Oklahoma.....	1-1	473
17. LSU.....	0-1	445
18. Wisconsin.....	0-0	438
19. Oklahoma State.....	2-0	374
20. Tennessee.....	1-0	321
21. Michigan.....	0-0	271
22. BYU.....	2-0	260
23. Virginia Tech.....	1-0	215
24. Memphis.....	1-0	210
25. Pittsburgh.....	3-0	179

## OTHER BIG 12 RECEIVING VOTES:

Kansas State 33, Baylor 25.

## THE LAST TIME KANSAS STATE WAS...

Ranked in CFP Rankings: 11/12/2019 (24th)

Ranked in AP Top 25: 11/3/2019 (20th)

Ranked in Amway Coaches: 11/3/2019 (22nd)

Not Ranked but Received Votes in AP Poll: 9/27/2020

Not Ranked but Received Votes in Coaches' Poll: 9/27/2020

## CATS TOPS IN

## NON-OFFENSIVE TDs

- K-State is the nation's best in non-offensive touchdowns over the last 21-plus seasons as it has 118 since 1999, 10 more than the next closest team.
- Since 1999, the Wildcats are averaging 5.6 non-offensive touchdowns per year, while the yearly average for the other 105 teams to play FBS football since 1999 is 2.7.
- Kansas State's average is boosted by the fact that it has at least five non-offensive scores in seven of the last nine years, which included the 2019 season.

## ▼ NON-OFFENSIVE TDs SINCE 1999

Rk.	School	Non-Offensive TDs
1.	K-State	118
2.	Virginia Tech	108
3.	Alabama	107
4.	Texas	102
5.	Utah	101

## FAST SCORE

- K-State needed just two plays to get into the end zone for the first time in 2020 on a **Skylar Thompson-to-Philip Brooks** 17-yard pass with 13:24 remaining in the first quarter against Arkansas State.
- It marked the third time in the last six years that K-State has scored within the first two minutes of a season opener. In 2017, Alex Barnes scored on a 1-yard run with 13:58 remaining in the first quarter, and, in 2015, Morgan Burns returned the opening kickoff 100 yards and crossed the goal line with 14:48 left in the first quarter.

## OFFENSIVE NOTES

## BALANCED ON OFFENSE

- K-State showcased a balanced offense in 2019, totaling 2,352 passing yards and 2,314 rushing yards.
- The 38-yard difference between passing and rushing was the fewest in a season since at least 1948 as records of K-State's season stats only go back to 1949.
- In the Wildcats' upset over No. 5 Oklahoma last year, K-State was a perfect 50-50 split with 213 rushing yards and 213 passing yards.
- However, the Cats have taken to the air to start 2020 as K-State has thrown for 617 yards and rushed for 157.

## RED ZONE SUCCESS

- Kansas State made the most of its opportunities in the red zone last season as it converted on a nation-leading 96.2% (50-of-52) of its trips.
- Its only two trips that did not result in points came within the first three games as the Wildcats are currently riding a streak of 47 red-zone opportunities that have resulted in scores dating back to last season.
- K-State finished the 2019 season with 39-straight scoring trips inside the red zone, the most by the Wildcats since at least 2003.
- Of K-State's eight red zone conversions this year, seven have been touchdowns.

## GOING THE DISTANCE

- K-State had three touchdown drives last season of at least 90 yards — 97 yards against Nicholls, 95 yards against TCU and 98 yards against Iowa State.
- The long drive against the Frogs was capped by a 3-yard run by **Skylar Thompson** with 2:45 left in a 24-17 victory.
- The 98-yard drive against the Cyclones was the longest

by the Wildcats since also going 98 yards against both Texas Tech and UCLA in 2017.

- In the 2020 season opener against Arkansas State, K-State had a touchdown drive that spanned 92 yards.

## FEW OFFENSIVE TURNOVERS

- The Wildcats only had 10 offensive turnovers during the 2019 season (4 FUM, 6 INT), their fewest in a 13-game season in school history.
- Of the Wildcats' nine total lost fumbles last season, three were on punt returns and one was on an interception return.
- K-State was the final team in the nation last year to commit an offensive turnover when it fumbled at OSU. The Cats went the first 189 minutes, 38 seconds of the 2019 season without committing an offensive turnover.
- The Wildcats have not committed a turnover in 2020 as they are one of only four teams in the nation to do so through two games.

## REBUILDING THE LINE

- K-State has been putting the pieces together for the 2020 offensive line, one that did not return a single start from last season.
- It marked the first time since at least the 1989 season that the Wildcats did not return any starts from the previous season.
- Last year's starting offensive line finished with a combined 208 games played and 159 career starts. This year's initial two-deep totaled 52 games played and three starts entering the year. Of those, 13 career games and one start are from **Logan Long**, who has converted from tight end to offensive line this season.

## RUN-PASS OPTION

- **Skylar Thompson** has proven to be equally effective in both the passing and running game as he is one of just four quarterbacks in school history with 4,000 career passing yards and 1,000 career rushing yards. However, he is the only one of the group to do so prior to their senior season.
- He needs just 12 passing yards to be the second player in school history to reach the 5,000/1,000 mark, which would match Eli Roberson.

## ▼ K-STATE CAREER 4,000/1,000

Player, Years	Career Pass Yds	Career Rush Yds
Michael Bishop, 1997-98	4,401	1,314
Eli Roberson, 2000-03	5,099	2,818
Collin Klein, 2009-12	4,724	2,485
<b>Skylar Thompson, 2017-19</b>	<b>4,988</b>	<b>1,062</b>

## SKYLAR IN CHARGE

- Senior **Skylar Thompson** is in line to make his 30th career start on Saturday to remain in third place among Wildcat quarterbacks since 1990.
- Eli Roberson (2001-03) ranks first on the list with 32 and Josh Freeman (2006-08) is second with 31.
- Thompson ranks in the top 10 in K-State history in 12 career categories, including top-five marks in completion percentage (4th; 59.97), passing efficiency (5th; 136.4) completions (5th; 385), rushing yards by a quarterback (5th; 1,062) and rushing touchdowns by a quarterback (5th; 22). More info on page 44.
- Additionally, the Independence, Missouri, product has 6,050 career offensive yards to rank fifth in school history, while his 51 career touchdowns responsible for are seventh.

## ICE IN HIS VEINS

- **Skylar Thompson** has led the Wildcats on five touch-down drives in the fourth quarter or later to either tie or take the lead during his career, including three in the last two years.
- His five game-tying or game-winning drives – which are summarized below – are the second most among K-State quarterbacks since 1990, just one behind current Wildcat QB coach **Collin Klein**.
- Klein's six drives came in 2011 against Eastern Kentucky, Miami, Baylor, Texas A&M and Iowa State, and in 2012 at Oklahoma.

### ▼ THOMPSON'S COME-FROM-BEHIND WINS

Year	Opponent	Biggest Deficit	Time of Go-Ahead Score	Final
2017	at Texas Tech*	24-35	OT1	42-35 (OT)
2017	Iowa State	7-19	0:00	20-97
2019	at Mississippi St.	17-24	5:37	31-24
2019	TCU^	10-17	2:45	24-17
2020	at #3 Oklahoma*	14-35	4:35	38-35

\* – Scored tying TD with 0:42 left

^ – Scored tying TD with 8:17 left

## DEUCE ON THE LOOSE

- True freshman running back **Deuce Vaughn** has exploded on the scene in his first two games, leading the Wildcats in rushing in both contests and hauling in four passes for 129 yards in the Wildcats' win at No. 3 Oklahoma.
- Vaughn became the fifth running back in school history – and first freshman – to tally a 100-yard receiving game.
- It was the first 100-yard game through the air by a Wildcat running back since Henry Hawthorne went for 138 yards at Oklahoma in 1970.
- Vaughn receiving total was the fifth most in a single game by a running back in Big 12 history, while it was the most by a freshman Big 12 running back in conference history.
- Vaughn's output at Oklahoma was buoyed by a 77-yard reception in the third quarter. Fellow true freshman running back **Keyon Mozee** had a 78-yarder in the third quarter as well. It was the first time in school history (since 1969) the Wildcats had two pass plays of at least 77 yards in the same game.
- Vaughn's performance against the Sooners earned him Big 12 Newcomer of the Week honors.
- Vaughn began his career with a rushing touchdown against Arkansas State as he became the first true freshman in school history score a touchdown in a season opener.

## MOORE OFFENSE

- One of the top tight ends from the FCS level in 2018, **Briley Moore** is in his second senior season and his first campaign at K-State.
- Moore, a transfer from Northern Iowa, started his Wildcat career on the right foot by totaling a team-high six catches for 54 yards and a touchdown against Arkansas State.
- His six receptions in the opener were most by a Wildcat tight end since Travis Tannahill also had six at Baylor in 2012. Moore's 54 receiving yards were the most by a K-State tight end since Zach Trujillo went for 88 yards at Baylor in 2014.
- Among FBS tight ends, Moore is tied for fourth nationally in catches per game (5.0).

## DEFENSIVE NOTES

### KLANDERMAN TAKES OVER THE DEFENSE

- Kansas State's coaching staff stayed mainly intact from the first year of the **Chris Klieman** era with the exception of safeties coach **Joe Klanderman** taking over the defense after **Scottie Hazelton** left for Michigan State.
- Klanderman, who has spent six seasons on Klieman's staffs at K-State and North Dakota State, is coordinating a defense for a second time in his career as he held the position at his alma mater, Minnesota State, from 2007 to 2013.
- Klanderman served as the safeties coach last year as he guided **Denzel Goolsby** to Honorable Mention All-Big 12 accolades, the first Wildcat safety to do so since 2016.

### EARLY INTERCEPTIONS

- The Kansas State defense has started the 2020 campaign with four interceptions, the most by the Wildcats in the first two games of a season since 2011 (4).
- The Wildcats picked off one pass in the season opener and followed that up with three in the win at No. 3 Oklahoma. It was K-State's first three-interception game since the 2018 contest at West Virginia.
- K-State's four interceptions this year are tied for fourth in the nation entering play this week.

### GETTING OFF THE FIELD

- The K-State defense excelled in terms of getting off the field on third down during last season as the Cats ranked second nationally in third down defense at 28%, just 0.7% behind national leader Wisconsin (27.3%).
- The Cats allowed only 42 third down conversions in 2019, which was the fewest in the nation and six ahead of the Badgers (48).

### RARE FEAT

- Making his first-career start in the opener, nickelback **Will Jones II** accomplished a rare feat against the Red Wolves as he blocked a punt and also had an interception.
- He became the first Wildcat to block a kick (punt, PAT or FG) and have a pick in the same game since defensive tackle **Raphael Guidry** did so against Iowa State in 2011. He was the first Wildcat to block a punt, specifically, and have a pick in the same game since **Courtney Herndon** against Montana State in 2008.

### RARE FEAT II

- With another block and three interceptions against Oklahoma, the Wildcats as a team have now blocked a punt and had an interception in each of the first two games this season, marking the first time to do so since 1999 against Temple and UTEP.

### WELCOME BACK JUSTIN

- When senior **Justin Hughes** started at linebacker vs. Arkansas State, it marked his first game played in 658 days following a season-ending injury during 2019 spring practices.
- Hughes, who earned a medical hardship for the 2019 season, started each of the final seven games in 2018 and was penciled in as a starter last season prior to his injury.
- Alongside Hughes is his former high school teammate **Elijah Sullivan**, who has started 19 career games, including a current streak of 15.

### ▼ WILDCATS IN THE NFL

As the NFL enters its second century, K-State has 13 of its former players in the NFL to start the year. Of the 12 players, six are on offense and six are on defense, and one is a kicker. The longest-tenured former Wildcats are now **Tyler Lockett** and **Cornelius Lucas** as both are entering their sixth season, taking over the spot previously occupied by **Darren Sproles**, who retired after his 15th season last year.



One former player from last year made an NFL roster as **Reggie Walker** is on the practice squad for the Arizona Cardinals. Players on new teams from last year are **B.J. Finney** (Pittsburgh to Seattle), **Elijah Lee** (San Francisco to Detroit), **Cornelius Lucas** (Chicago to Washington) and **D.J. Reed Jr.** (San Francisco to Seattle).

Name	Team	Pos.	Exp.
Deante Burton*	Dallas	DB	3rd
B.J. Finney	Seattle	OL	5th
Elijah Lee	Detroit	LB	4th
Tyler Lockett	Seattle	WR	6th
Cornelius Lucas	Washington	OT	6th
Matt McCrane*	Cleveland	K	1st
Byron Pringle	Kansas City	WR	3rd
D.J. Reed Jr. ^	Seattle	DB	3rd
Dalton Risner	Denver	OL	2nd
Duke Shelley	Chicago	DB	2nd
Reggie Walker*	Arizona	OLB	R
Cody Whitehair	Chicago	OL	5th
Jordan Willis	New York Jets	DE	4th

\* – Practice Squad

^ – Reserve

### ▼ NFL CATS – WEEK 4

#### THURSDAY, OCTOBER 1

Denver – **Dalton Risner**  
at New York Jets – **Jordan Willis**  
7:20 p.m. (NFL Network)

#### SUNDAY, OCTOBER 4

Baltimore  
at Washington – **Cornelius Lucas**  
12 p.m. (CBS)  
Seattle – **B.J. Finney, Tyler Lockett, D.J. Reed Jr.**  
at Miami  
12 p.m. (FOX)  
New Orleans  
at Detroit – **Elijah Lee**  
12 p.m. (FOX)  
Cleveland – **Matt McCrane**  
at Dallas – **Deante Burton**  
12 p.m. (FOX)  
Indianapolis  
at Chicago – **Duke Shelley, Cody Whitehair**  
12 p.m. (CBS)  
Arizona – **Reggie Walker**  
at Carolina  
12 p.m. (FOX)  
New England  
at Kansas City – **Byron Pringle**  
3:25 p.m. (CBS)

## ▼ ON THIS DATE

# OCT 3

Record.....12-7  
Streak.....Lost 1  
Last Time.....L, 34-36 at Okla. State  
2015 • Stillwater, Okla.

## ALL-TIME GAMES ON OCTOBER 3

Year	h/a	Opponent	Score	W/L
1903	a	Kansas	0-34	L
1908	h	Kansas Wesleyan	28-5	W
1913	h	Southwestern	10-13	L
1914	h	Southwestern	15-0	W
1919	h	Camp Funston	20-6	W
1924	a	Washburn	23-0	W
1925	h	Oklahoma	16-0	W
1931	h	KSTC, Emporia	28-7	W
1936	a	Oklahoma State	31-0	W
1942	h	Fort Riley	7-21	L
1953	h	Nebraska	27-0	W
1959	h	Oklahoma State	21-27	L
1964	a	Colorado	16-14	W
1970	h	(8) Colorado	21-20	W
1981	a	Tulsa	21-35	L
1987	h	Tulsa	25-37	L
1992	h	New Mexico State	19-0	W
2009	n	Iowa State	24-23	W
2015	a	(20) Oklahoma State	34-36	L

## ▼ 2020 HONOR ROLL

## WYATT HUBERT • JUNIOR • DEFENSIVE END

- Bednarik Award watch list
- Bronko Nagurski Trophy watch list
- Preseason All-Big 12

## MALIK KNOWLES • SOPHOMORE • WIDE RECEIVER

- Earl Campbell Tyler Rose Award watch list

## NICK LENNERS • JUNIOR • TIGHT END/FULLBACK

- Preseason All-Big 12

## BLAKE LYNCH • SENIOR • PLACE KICKER

- Lou Groza Award watch list

## JAHRON MCPHERSON • SENIOR • DEFENSIVE BACK

- Walter Camp National Def. Player of the Week (Oklahoma)
- Big 12 Defensive Player of the Week (Oklahoma)

## SKYLAR THOMPSON • SENIOR • QUARTERBACK

- Big 12 Offensive Player of the Week (Oklahoma)
- Davey O'Brien Award Great 8 Quarterback (Oklahoma)
- Maxwell Award watch list
- Manning Award watch list
- Johnny Unitas Golden Arm Award watch list
- Wuerffel Trophy watch list

## DEUCE VAUGHN • FRESHMAN • RUNNING BACK

- Big 12 Newcomer of the Week (Oklahoma)

## JOSHUA YOUNGBLOOD • SOPHOMORE • WR/RET

- Preseason All-Big 12

## WYATT'S COMING FOR YOU

- One of the top young defensive ends in the Big 12 the last two seasons will look to improve his production as a junior as **Wyatt Hubert** is back after earning First Team All-Big 12 honors in 2019.
- Hubert also earned votes for the league's defensive player of the year and defensive lineman of the year awards last season.
- The Topeka native ranks sixth nationally among active players in career sacks per game (0.50), while he is 10th in tackles for loss per game (0.88).

## MCPHERSON'S BIG DAY

- Senior **Jahron McPherson** had one of the best individual defensive performances in school history in K-State's win at No. 3 Oklahoma as he came away with 11 tackles — including one for a loss — forced a fumble and carded the game-clinching interception.
- It was the first time since at least 2002 that a Wildcat had double digit tackles, a TFL, a forced fumble and an interception in a single game.
- For his effort against the Sooners, he was named Big 12 Defensive Player of the Week and Walter Camp National Defensive Player of the Week.

## SPECIAL TEAMS NOTES

## SCORING IN THE THIRD PHASE

- Kansas State has been far and away the best team among FBS programs over the last 15-plus years when it comes to scoring via a kickoff or punt return.
- The Wildcats have a combined 53 kickoff- and punt-return touchdowns since 2005, 21 more than any other FBS school during that stretch.
- Of the 116 other schools to play FBS football since 2005, the average total over those 15 years is 13.3, or nearly 40 less than K-State.

## ▼ PR/KOR TOUCHDOWNS SINCE 2005

Rk.	School	PR/KOR TDs
1.	K-State	53
2.	Alabama	32
3.	Oregon	31
T4.	Oklahoma State	29
	USC	29

## TO THE HOUSE

- K-State led the nation in 2019 with four kickoff-return touchdowns, a mark that tied the school record (2009, 2015).
- Last season, the Wildcats had as many or more KOR touchdowns than the combined conference totals of four FBS leagues (Pac-12: 4; Sun Belt: 4; SEC: 3; MAC: 2).
- The Wildcats, who represented 0.7% of FBS teams (1 of 130) in 2019 had 8.2% (4 of 49) of kickoff-return touchdowns in the nation last season.

## DEFENSE ON KICKOFFS

- K-State has been consistent in terms of kickoff coverage as the Cats have not allowed a kickoff-return touchdown in the last 90 games, the last being against Louisiana on September 7, 2013. During that stretch, K-State has defended against 327 kickoff returns.
- K-State has ranked in the top 30 nationally in kickoff return defense each of the last five seasons, including a No. 2 national ranking in 2017.
- The Wildcats finished the 2019 season ranked 22nd, limiting opponents to just 18.09 yards per return.

## BLOCKED PUNTS

- K-State has blocked punts in the first two games of the season. It is the first time K-State has blocked punts in consecutive games since 2015 against Kansas and West Virginia.
- It is the first time the Wildcats have blocked punts in each of the first two games of a season since 1999 against Temple and UTEP.

## LYNCH IS ACCURATE

- A former walk-on, **Blake Lynch** has proven to be an accurate kicker as his career field goal percentage of 85.4% (35-for-41) currently ranks seventh nationally among active players and is second in school history.
- Lynch, a two-time Lou Groza Award candidate, ranked third in school history a year ago with his 90.5% mark (19-of-21).
- Against Oklahoma, Lynch connected on the eventual game-winning, 50-yard field goal with 4:32 left in the game. It was the 32nd time a Wildcat connected on a field goal of 50 or more yards, but it was the first that served as the game winner with less than five minutes remaining.
- Prior to the kick against the Sooners, Lynch had been 2-for-6 from 45 or more yards, including an 0-for-2 mark from 50 or more yards.

## ▼ CAREER FIELD GOAL PERCENTAGE\*

Rk.	Player, Team	FGM	FGA	Pct.
1.	Gabe Brkic, Oklahoma	17	17	100.0
2.	Evan McPherson, Florida	37	41	90.2
3.	Hunter Duplessis, UTSA	16	18	88.9
4.	Christopher Dunn, NC State	46	52	88.5
5.	Nick Sciba, Wake Forest	45	51	88.2
6.	Trey Wolff, Texas Tech	20	23	87.0
7.	<b>Blake Lynch, K-State</b>	<b>35</b>	<b>41</b>	<b>85.4</b>

\* Active Players

## YB ALL THE WAY

- Just a true freshman in 2019, **Joshua Youngblood** ended his rookie campaign with a nation-leading three kickoff-return touchdowns, all coming over the final four regular-season contests.
- His three kickoff-return touchdowns ranked third in school history for a season — and were tops among freshmen — while he already ranks fourth in K-State history for a career.

## A SPECIAL PLAYER

- **Joshua Youngblood** is the continuation of great return men in K-State history as he was named the Big 12 Special Teams Player of the Year in 2019 by the league's coaches in addition to being named to multiple All-America teams.
- Youngblood became the first true freshman in Big 12 history to earn the league's top honor on offense, defense or special teams.
- It was the fifth time a Wildcat earned the top special teams honor since the award was established in 2005, joining **Morgan Burns** (2015), **Tyler Lockett** (2013 and 2014) and **Brandon Banks** (2009).
- Youngblood was also named a First Team All-Big 12 kick returner, the first Wildcat true freshman to be named to the first team since the league's inception in 1996.
- His All-America designation made him the first Wildcat true freshman to land on a first or second team since Lockett in 2011.

## ▼ OPPONENT BREAKDOWN



**MATT WELLS**

Overall Record: 49-43  
Overall Season: 8th  
Record at TTU: 5-9  
Season at TTU: 2nd

## TEXAS TECH STATISTICAL LEADERS

RUSHING						
	Att	Net	Avg	TD	Lg	YPG
SaRodorick Thompson	38	222	5.8	4	75	111.0
Chadarius Townsend	9	28	3.1	0	7	14.0
PASSING						
	Cmp	Att	Int	Pct	Yds	TD
Alan Bowman	69	104	4	66.3	755	7
RECEIVING						
	No	Yds	Avg	TD	Long	YPG
KeSean Carter	13	163	12.5	3	22	81.5
T.J. Vasher	12	153	12.8	2	29	76.5
Erik Ezukanma	11	157	14.3	2	37	78.5
DEFENSE						
	Solo	Ast	Total	TFL-Yds	Sacks-Yds	INT-Yds
K. Merriweather	11	9	20	1.5-5.0	0-0	0-0
Riko Jeffers	8	11	19	2.0-6.0	0.5-2	0-0
Thomas Leggett	12	4	16	0-0	0-0	0-0

## 2020 SCHEDULE

Date	Opponent	Time (TV)/Result
Sept. 12	Houston Baptist	W, 35-33
Sept. 26	Texas*	L, 56-63 (OT)
Oct. 3	at K-State*	2:30 p.m. (FS1)
Oct. 10	at Iowa State*	2:30 p.m. (ABC)
Oct. 24	West Virginia*	TBA
Oct. 31	Oklahoma*	TBA
Nov. 7	at TCU*	TBA
Nov. 14	Baylor*	TBA
Nov. 28	at Oklahoma State*	TBA
Dec. 5	Kansas*	TBA

\* Big 12 Conference Game

## ▼ SERIES HISTORY

### 21<sup>ST</sup> MEETING K-STATE LEADS, 11-9

Record at Home	6-2
Record at Texas Tech	5-7
Games Decided by 3 Points or Less	1-0
Games Decided by 7 Points or Less	6-1
Longest Winning Streak ... 4 (2011-14; 2016-19)	
Longest Losing Streak ... 5 (2011, 04-05, 08-09)	
Current Streak	Won 4
Last 10 Games	8-2
Biggest Win	45-13 (2014)
Biggest Loss	14-66 (2009)

11/30/1933	L	0-6	A
11/9/1963	L	13-51	A
9/6/1986	L	7-41	A
8/31/1996	W	21-14	H
11/1/1997	W	13-2	A
10/21/2000	W	28-23	A
10/13/2001	L	19-38	A
10/30/2004	L	25-35	H
10/15/2005	L	20-59	A
10/4/2008	L	28-58	H
10/10/2009	L	14-66	A
10/15/2011	W	41-34	A
10/27/2012	W	55-24	H
11/9/2013	W	49-26	A
10/4/2014	W	45-13	H
11/14/2015	L	44-59	A
10/8/2016	W	44-38	H
11/4/2017	W	42-35 (OT)	A
11/17/2018	W	21-6	H
11/23/2019	W	30-27	A

## ▼ TEXAS TECH AT A GLANCE

- Texas Tech is 1-1 on the year and coming off a heartbreaking 63-56 loss in overtime to No. 8 Texas in Lubbock.
- The Red Raiders are led by quarterback Alan Bowman, who has thrown for 377.5 yards per game with seven touchdowns and four interceptions.
- Tech boasts one of the best running backs in the league in SaRodorick Thompson, who currently has run for 222 yards and four touchdowns in two games.
- Three receivers have caught 10 or more passes as KeSean Carter, T.J. Vasher and Erik Ezukanma have combined for seven touchdowns and 36 catches.
- Defensively, Riko Jeffers is second on the team with 19 tackles and leads the squad in sacks with 2.0, while Zech McPhearson has the team's lone pick.

## ▼ SERIES NOTES

- K-State leads the all-time series, 11-9, including a four-game winning streak and an 8-1 mark over the last nine years. K-State's four-game winning streak is tied for its longest in the series.
- Kansas State has also won four-straight over TTU in Manhattan dating back to 2012.
- The Wildcats also hold an 11-6 advantage since the inception of the Big 12 in 1996. One of those games was the first-ever Big 12 game, as the Cats topped Tech, 21-14, on August 31, 1996.
- Last season, K-State scored on four of its first five possessions of the second half, including three touchdowns, and held during a late Texas Tech rally.
- The game last year featured a 48-yard touchdown pass from **Skylar Thompson** to **Chabastin Taylor** in the fourth quarter to give K-State a 10-point cushion.
- Two years ago in Manhattan, the Wildcat defense held the Texas Tech offense to just 181 yards and kept the Red Raiders out of the end zone in a 21-6 victory. It was the fewest offensive yards by a Texas Tech team in eight seasons.

## ▼ NCAA TEAM RANKINGS



CATEGORY	KS	TT
Rushing Offense	68	41
Passing Offense	14	7
Total Offense	44	10
Scoring Offense	26	9
Rushing Defense	36	24
Passing Defense	69	63
Total Defense	62	67
Scoring Defense	54	69
3rd Down Offense	70	6
3rd Down Defense	59	33
Red Zone Offense	3	47
Red Zone Defense	29	31
Net Punting	17	44
Punt Returns	24	43
Kickoff Returns	58	—
Turnover Margin	3	47
Time of Possession	27	44
Penalty Yards	65	41

Out of 72 teams



## 2019 RECAP

nr/nr/rv <b>K-STATE</b>	<b>3</b>	<b>3</b>	<b>17</b>	<b>7</b>	<b>-</b>	<b>30</b>
<b>TEXAS TECH</b>	<b>0</b>	<b>3</b>	<b>14</b>	<b>10</b>	<b>-</b>	<b>27</b>

Nov. 16 | Jones AT&amp;T Stadium | Lubbock, Texas | 6:01 p.m. | Att: 50,117



SKYLAR THOMPSON

## TEAM STATISTICS

	K-STATE	TT
<b>FIRST DOWNS</b>	<b>21</b>	<b>26</b>
Rushing	6	10
Passing	11	16
Penalty	4	0
<b>NET YARDS RUSHING</b>	<b>126</b>	<b>144</b>
Rushing Attempts	37	31
Average Per Rush	3.4	4.6
Rushing Touchdowns	0	1
Yards Gained Rushing	162	160
Yards Lost Rushing	36	16
<b>NET YARDS PASSING</b>	<b>246</b>	<b>368</b>
Completions-Attempts-Int	14-28-1	29-50-2
Average Per Attempt	8.8	7.4
Average Per Completion	17.6	12.7
Passing Touchdowns	2	2
<b>TOTAL OFFENSE YARDS</b>	<b>372</b>	<b>512</b>
Total offense plays	65	81
Average Gain Per Play	5.7	6.3
<b>Fumbles: Number-Lost</b>	<b>1-0</b>	<b>0-0</b>
<b>Penalties: Number-Yards</b>	<b>9-72</b>	<b>8-92</b>
<b>PUNTS-YARDS</b>	<b>4-207</b>	<b>4-165</b>
Average Yards Per Punt	51.8	41.2
Net Yards Per Punt	51.2	41.2
Inside 20	2	2
50+ Yards	3	0
Touchbacks	0	0
Fair catch	1	3
<b>KICKOFFS-YARDS</b>	<b>7-440</b>	<b>6-374</b>
Average Yards Per Kickoff	62.9	62.3
Net Yards Per Kickoff	42.0	24.7
Touchbacks	0	4
Fair Catch Yards	0	0
<b>Punt returns: Number-Yards-TD</b>	<b>0-0-0</b>	<b>2-2-0</b>
Average Per Return	0.0	1.0
<b>Kickoff returns: Number-Yds-TD</b>	<b>2-126-1</b>	<b>6-146-0</b>
Average Per Return	63.0	24.3
<b>Interceptions: Number-Yds-TD</b>	<b>2-6-0</b>	<b>1-0-0</b>
<b>Fumble Returns: Number-Yds-TD</b>	<b>0-0-0</b>	<b>0-0-0</b>
<b>Possession Time</b>	<b>32:15</b>	<b>27:45</b>
1st Quarter	8:23	6:37
2nd Quarter	7:13	7:47
3rd Quarter	8:08	6:52
4th Quarter	8:31	6:29
<b>Third-Down Conversions</b>	<b>4 of 13</b>	<b>5 of 14</b>
<b>Fourth-Down Conversions</b>	<b>0 of 0</b>	<b>2 of 3</b>
<b>Red-Zone Scores-Chances</b>	<b>4-4</b>	<b>2-2</b>
Touchdowns	1-4	1-2
Field goals	3-4	1-2
<b>Sacks By: Number-Yards</b>	<b>2-14</b>	<b>1-10</b>
<b>PAT Kicks</b>	<b>3-3</b>	<b>3-3</b>
<b>Field Goals</b>	<b>3-4</b>	<b>2-2</b>

## ► Game Notes

• **Chris Klieman** tied the school record for wins by a first-year head coach in school history with seven... He joins College Football Hall of Famer Lynn "Pappy" Waldorf, who went 7-2-1 and won a Big 6 Championship in his first and only season at K-State in 1934, and Ron Prince, who went 7-6 in his first season of 2006.

• **Skylar Thompson** became the fourth quarterback in school history to throw for 4,000 career yards and rush for 1,000 career yards... He moved into 10th place in school history in career passing yards (4,214), while his season passing yardage of 2,134 ranks fifth among juniors... He also improved his career touchdown pass mark to 26 to take over ninth place in school history, while his 44 career touchdowns responsible for are tied for eighth... Thompson improved his career total offense number to 5,218, the eighth most in school history.

• True freshman **Joshua Youngblood** returned a third-quarter kickoff 100 yards for a touchdown... It was his second KOR score this season (98 yards at Texas)... He is the second true freshman to return multiple kickoffs for touchdowns in a season, joining Tyler Lockett (2011)... Lockett had a 100-yard return at Texas Tech that season along with a 97-yarder at Kansas.

• Senior linebacker **Da'Quan Patton** recorded an interception in the first quarter... It was his second pick of the season, the first being on November 2 at Kansas... He became the first Wildcat linebacker with multiple interceptions in a season since Elijah Lee had two in 2016... Patton also added a career-high 10 tackles, while fellow backer **Elijah Sullivan** tied his career high with nine.

## CATS HOLD ON FOR 30-27 WIN AT TEXAS TECH

**LUBBOCK, Texas** — K-State scored on four of its first five possessions of the second half, including three touchdowns, but it was the Wildcats' last drive, a scoreless series, that sealed a 30-27 win at Texas Tech.

After a Texas Tech touchdown cut K-State's lead to three, the Wildcats (7-4, 4-4) ate up the final 3:58 of the game to end a two-game losing skid and win their third road game this season.

Skylar Thompson, who threw for 248 yards on the night, used his legs to put the game away. Facing a third-and-11 to start K-State's last drive, Thompson took off on a designed draw for 17 yards.

Two plays after Thompson's big run, running back James Gilbert played his biggest part when he broke a tackle and cut across the field for an 18-yard gain to put K-State in the victory formation.

K-State came out of halftime with a 6-3 lead, an advantage that held after both offenses heated up.

Both teams traded a pair of touchdowns to start the second half, followed by alternating field goals. Thompson, facing a third-and-6 on K-State's first drive out of halftime, connected with Phillip Brooks on a crossing route for a 14-yard touchdown. Later, Thompson hit Chabastin Taylor for a 48-yard score to go up 30-20.

In between Thompson's touchdown passes, Joshua Youngblood notched the team's other score with a 100-yard kickoff return. It marked the true freshman's second such score this season and boosted K-State's lead to 20-10.

Senior safety Denzel Goolsby picked off a Jett Duffey pass in the end zone on Texas Tech's ensuing drive, K-State's second consecutive stop at the time and its second interception of the game. Da'Quan Patton snagged the other in the first half, which led to one of Blake Lynch's two 32-yard field goals.

## SCORING SUMMARY

Team	Qtr/Time	Scoring Play	Conversion	Plays-Yds-TOP	Score
KS	1st/1:19	Lynch 32 yd field goal		10-52-5:48	3-0
TTU	2nd/8:40	Wolff 44 yd field goal		9-51-3:10	3-3
KS	2nd/4:33	Lynch 32 yd field goal		8-61-4:07	6-3
KS	3rd/10:20	Brooks 14 yd pass from Thompson	Lynch kick	9-75-4:40	13-3
TTU	3rd/7:06	Thompson 5 yd run	Wolff kick	12-75-3:14	13-10
KS	3rd/6:52	Youngblood 100 yd kickoff return	Lynch kick	20-10	
TTU	3rd/5:31	Ezukanma 21 yd pass from Duffey	Wolff kick	6-49-1:21	20-17
KS	3rd/2:17	Lynch 43 yd field goal		9-50-3:14	23-17
TTU	4th/14:35	Wolff 27 yd field goal		11-66-2:42	23-20
KS	4th/8:54	Taylor 48 yd pass from Thompson	Lynch kick	2-85-0:56	30-20
TTU	4th/3:58	Turner 58 yd pass from Duffey	Wolff kick	4-60-1:22	30-27

## STATISTICAL LEADERS

## ► Kansas State

Rushing	Att	Yds	TD	Lg	Avg
Gilbert	12	61	0	22	5.1
Knowles	3	44	0	23	14.7
Thompson	7	14	0	17	2.0
Brown	9	12	0	5	1.3
Youngblood	3	5	0	6	1.7

Passing	C-A-I	Yds	TD	Lg	Sack
Thompson	14-28-1	246	2	48	1

Receiving	Rec	Yds	TD	Lg
Taylor	3	74	1	48
Gill	2	70	0	44
Schoen	2	27	0	14
Brown	2	24	0	21
Lenners	2	21	0	11
Brooks	2	20	1	14
Dineen	1	10	0	10

## ► Texas Tech

Rushing	Att	Yds	TD	Lg	Avg
Thompson	21	84	1	13	4.0
Duffey	9	57	0	19	6.3
Hutchings	1	3	0	3	3.0

Passing	C-A-I	Yds	TD	Lg	Sack
Duffey	28-49-2	334	2	58	2
McNamara	1-1-0	34	0	34	0

Receiving	Rec	Yds	TD	Lg
Turner	7	141	1	58
Thompson	7	28	0	10
Mannix	4	33	0	19
Ezukanma	3	69	1	34
Thompson	3	45	0	22
Carter	3	27	0	9
Koontz	2	25	0	18



**▼ CAREER STATS vs TEXAS TECH**
**PHILLIP BROOKS – RECEIVING**

Year	G/S	Rec	Yds	Avg.	TD	Long
2019	1/0	2	20	10.0	1	14
<b>TOTAL</b>	<b>2/0</b>	<b>2</b>	<b>20</b>	<b>10.0</b>	<b>1</b>	<b>14</b>

**CAREER-HIGHS** – Catches: 2 (2019); Yards: 20 (2019); TD: 1 (2019); Long Catch: 14 (2019).

**PHILLIP BROOKS – KICKOFF RETURNS**

Year	G	Ret	Yds	Avg.	TD	Long
2018	1	2	44	22.0	0	33
2019	1	1	26	26.0	0	26
<b>TOTAL</b>	<b>2</b>	<b>3</b>	<b>70</b>	<b>23.3</b>	<b>0</b>	<b>33</b>

**CAREER-HIGHS** – Returns: 2 (2018); Yards: 44 (2018); Long Return: 33 (2018).

**PHILLIP BROOKS – PUNT RETURNS**

Year	G	Ret	Yds	Avg.	TD	Long
2018	1	1	6	6.0	0	6
<b>TOTAL</b>	<b>2</b>	<b>1</b>	<b>6</b>	<b>6.0</b>	<b>0</b>	<b>6</b>

**CAREER-HIGHS** – Returns: 1 (2018); Yards: 6 (2018); Long Return: 6 (2018).

**TYLER BURNS – SPECIAL TEAMS TACKLES**

Year	G	KO TKLS	PUNT TKLS	ST TKLS
2019	1	1	1	2
<b>TOTAL</b>	<b>2</b>	<b>1</b>	<b>1</b>	<b>2</b>

**CAREER-HIGHS** – Total Tackles: 2 (2019); Solos: 2 (2019).

**JAX DINEEN – RECEIVING**

Year	G/S	Rec	Yds	Avg.	TD	Long
2019	1/0	1	10	10.0	0	10
<b>TOTAL</b>	<b>1/0</b>	<b>1</b>	<b>10</b>	<b>10.0</b>	<b>0</b>	<b>10</b>

**CAREER-HIGHS** – Catches: 1 (2019); Yards: 10 (2019); Long Catch: 10 (2019).

**KHALID DUKE – DEFENSE**

Year	G/S	UA-AT-TT	TFL-Yds	Sack	INT	PD	F/R
2019	1/0	0-1-1	0.0-0	0.0-0	0	0	0/0
<b>TOTAL</b>	<b>1/0</b>	<b>0-1-1</b>	<b>0.0-0</b>	<b>0.0-0</b>	<b>0</b>	<b>0</b>	<b>0/0</b>

**CAREER-HIGHS** – Tackles: 1 (2019).

**CODY FLETCHER – DEFENSE**

Year	G/S	UA-AT-TT	TFL-Yds	Sack	INT	PD	F/R
2018	1/0	2-0-2	0.0-0	0.0-0	0	0	0/0
2019	1/0	3-0-3	0.0-0	0.0-0	0	2	0/0
<b>TOTAL</b>	<b>2/0</b>	<b>5-0-5</b>	<b>0.0-0</b>	<b>0.0-0</b>	<b>0</b>	<b>2</b>	<b>0/0</b>

**CAREER-HIGHS** – Tackles: 3 (2019); Solos: 3 (2013); PD: 2 (2019).

**WYKEEN GILL – RECEIVING**

Year	G/S	Rec	Yds	Avg.	TD	Long
2019	1/0	2	70	35.0	0	44
<b>TOTAL</b>	<b>1/0</b>	<b>2</b>	<b>70</b>	<b>35.0</b>	<b>0</b>	<b>44</b>

**CAREER-HIGHS** – Catches: 2 (2019); Yards: 70 (2019); Long Catch: 44 (2019).

**DANIEL GREEN – DEFENSE**

Year	G/S	UA-AT-TT	TFL-Yds	Sack	INT	PD	F/R
2019	1/0	1-2-3	0.0-0	0.0-0	0	0	0/0
<b>TOTAL</b>	<b>1/0</b>	<b>1-2-3</b>	<b>0.0-0</b>	<b>0.0-0</b>	<b>0</b>	<b>0</b>	<b>0/0</b>

**CAREER-HIGHS** – Tackles: 3 (2019); Solos: 1 (2019).

**WYATT HUBERT – DEFENSE**

Year	G/S	UA-AT-TT	TFL-Yds	Sack	INT	PD	F/R
2018	1/1	5-0-5	2.0-18	2.0-18	0	0	0/0
2019	1/1	2-1-3	2.0-14	2.0-14	0	0	0/0
<b>TOTAL</b>	<b>2/2</b>	<b>7-1-8</b>	<b>4.0-32</b>	<b>4.0-32</b>	<b>0</b>	<b>0</b>	<b>0/0</b>

**CAREER-HIGHS** – Tackles: 5 (2018); Solos: 5 (2018); TFL: 2.0 (twice); Sacks: 2.0 (twice).

**JUSTIN HUGHES – DEFENSE**

Year	G/S	UA-AT-TT	TFL-Yds	Sack	INT	PD	F/R
2018	1/1	6-2-8	1.0-3	0.0-0	0	0	0/1
<b>TOTAL</b>	<b>1/1</b>	<b>6-2-8</b>	<b>1.0-3</b>	<b>0.0-0</b>	<b>0</b>	<b>0</b>	<b>0/0</b>

**CAREER-HIGHS** – Tackles: 8 (2018); Solos: 6 (2018); TFL: 1.0 (2018); FR: 1 (2018).

**WAYNE JONES – DEFENSE**

Year	G/S	UA-AT-TT	TFL-Yds	Sack	INT	PD	F/R
2019	1/1	5-1-6	0.0-0	0.0-0	0	1	0/0
<b>TOTAL</b>	<b>2/1</b>	<b>5-1-6</b>	<b>0.0-0</b>	<b>0.0-0</b>	<b>0</b>	<b>1</b>	<b>0/0</b>

**CAREER-HIGHS** – Tackles: 6 (2019); Solos: 5 (2019); PD: 1 (2019).

**MALIK KNOWLES – RECEIVING**

Year	G/S	Rec	Yds	Avg.	TD	Long
2018	1/1	5	56	11.2	1	18
<b>TOTAL</b>	<b>1/1</b>	<b>5</b>	<b>56</b>	<b>11.2</b>	<b>1</b>	<b>18</b>

**CAREER-HIGHS** – Catches: 5 (2018); Yards: 56 (2018); TD: 1 (2018); Long Catch: 18 (2018).

**MALIK KNOWLES – RUSHING**

Year	G/S	Rush	Yds	Avg.	TD	Long
2019	1/1	3	44	14.7	0	23
<b>TOTAL</b>	<b>1/1</b>	<b>3</b>	<b>44</b>	<b>14.7</b>	<b>0</b>	<b>23</b>

**CAREER-HIGHS** – Rushes: 3 (2019); Yards: 44 (2019); Long Rush: 23 (2019).

**NICK LENNERS – RECEIVING**

Year	G/S	Rec	Yds	Avg.	TD	Long
2019	1/0	2	21	10.5	0	11
<b>TOTAL</b>	<b>2/0</b>	<b>2</b>	<b>21</b>	<b>10.5</b>	<b>0</b>	<b>11</b>

**CAREER-HIGHS** – Catches: 2 (2019); Yards: 21 (2019); Long Catch: 11 (2019).

**BLAKE LYNCH – FIELD GOALS**

Year	FGM-A	Pct.	1-19	20-29	30-39	40-49	50+
2018	4-4	100.0	0-0	2-2	1-1	1-1	0-0
2019	3-4	75.0	0-0	0-0	2-2	1-2	0-0
<b>TOTAL</b>	<b>7-8</b>	<b>87.5</b>	<b>0-0</b>	<b>2-2</b>	<b>3-3</b>	<b>2-3</b>	<b>0-0</b>

**CAREER-HIGHS** – FG: 4 (2018); Long: 43 (2019); Extra Points: 3 (2019).

**BRONSON MASSIE – DEFENSE**

Year	G/S	UA-AT-TT	TFL-Yds	Sack	INT	PD	F/R
2017	1/0	5-1-6	0.0-0	0.0-0	0	0	0/0
2018	1/0	1-0-1	0.0-0	0.0-0	0	1	0/0
<b>TOTAL</b>	<b>3/0</b>	<b>6-1-7</b>	<b>0.0-0</b>	<b>0.0-0</b>	<b>0</b>	<b>1</b>	<b>0/0</b>

**CAREER-HIGHS** – Tackles: 6 (2017); Solos: 5 (2017).

**JAHRON McPHERSON – DEFENSE**

Year	G/S	UA-AT-TT	TFL-Yds	Sack	INT	PD	F/R
2019	1/1	0-1-1	0.0-0	0.0-0	0	0	0/0
<b>TOTAL</b>	<b>2/1</b>	<b>0-1-1</b>	<b>0.0-0</b>	<b>0.0-0</b>	<b>0</b>	<b>0</b>	<b>0/0</b>

**CAREER-HIGHS** – Tackles: 1 (2019).

**BROCK MONTY – DEFENSE**

Year	G/S	UA-AT-TT	TFL-Yds	Sack	INT	PD	F/R
2017	1/0	1-0-1	0.0-0	0.0-0	0	0	0/0
2018	1/0	1-0-1	0.0-0	0.0-0	0	0	0/0
<b>TOTAL</b>	<b>3/0</b>	<b>2-0-2</b>	<b>0.0-0</b>	<b>0.0-0</b>	<b>0</b>	<b>0</b>	<b>0/0</b>

**CAREER-HIGHS** – Tackles: 1 (twice); Solos: 1 (twice).

**AJ PARKER – DEFENSE**

Year	G/S	UA-AT-TT	TFL-Yds	Sack	INT	PD	F/R
2017	1/0	0-0-0	0.0-0	0.0-0	0	0	0/0
2018	1/1	4-1-5	0.0-0	0.0-0	1	1	0/0
<b>TOTAL</b>	<b>2/1</b>	<b>4-1-5</b>	<b>0.0-0</b>	<b>0.0-0</b>	<b>1</b>	<b>1</b>	<b>0/0</b>

**CAREER-HIGHS** – Tackles: 5 (2018); Solos: 4 (2018); INT: 1 (2018); PD: 1 (2018).

**LANCE ROBINSON – DEFENSE**

Year	G/S	UA-AT-TT	TFL-Yds	Sack	INT	PD	F/R
2018	1/1	2-0-2	0.0-0	0.0-0	0	0	0/0
2019	1/0	3-0-3	0.0-0	0.0-0	0	1	0/0
<b>TOTAL</b>	<b>2/1</b>	<b>5-0-5</b>	<b>0.0-0</b>	<b>0.0-0</b>	<b>0</b>	<b>1</b>	<b>0/0</b>

**CAREER-HIGHS** – Tackles: 3 (2019); Solos: 3 (2019); PD: 1 (2019).

**ELIJAH SULLIVAN – DEFENSE**

Year	G/S	UA-AT-TT	TFL-Yds	Sack	INT	PD	F/R
2016	1/0	2-0-2	0.0-0	0.0-0	0	0	0/0
2017	1/0	1-1-2	0.0-0	0.0-0	0	0	0/0
2019	1/0	7-2-9	1.0-3	0.0-0	0	0	0/0
<b>TOTAL</b>	<b>3/0</b>	<b>10-3-13</b>	<b>1.0-3</b>	<b>0.0-0</b>	<b>0</b>	<b>0</b>	<b>0/0</b>

**CAREER-HIGHS** – Tackles: 9 (2019); Solos: 7 (2019); TFL: 1.0 (2019).

**CHABASTIN TAYLOR – RECEIVING**

Year	G/S	Rec	Yds	Avg.	TD	Long
2019	1/0	3	74	24.7	1	48
<b>TOTAL</b>	<b>1/0</b>	<b>3</b>	<b>74</b>	<b>24.7</b>	<b>1</b>	<b>48</b>

**CAREER-HIGHS** – Catches: 3 (2019); Yards: 74 (2019); TD: 1 (2019); Long Catch: 48 (2019).

**SKYLAR THOMPSON – PASSING**

Year	G/S	Cpl	Att	Int	Pct.	Yds.	TD	Lg	Effic.
2017	1/0	5	8	0	62.5	96	1	54	204.5
2018	1/1	17	26	1	65.4	213	1	27	139.2
2019	1/1	14	28	1	50.0	246	2	48	140.2
<b>TOTAL</b>	<b>3/2</b>	<b>36</b>	<b>62</b>	<b>2</b>	<b>58.1</b>	<b>555</b>	<b>4</b>	<b>54</b>	<b>148.1</b>

**CAREER-HIGHS** – Comp: 17 (2018); Att: 28 (2019); Yards: 246 (2019); TD: 2 (2019); Long Pass: 54 (2017).

**SKYLAR THOMPSON – RUSHING**

Year	G/S	Rush	Yds	Avg.	TD	Long
2017	1/0	6	8	1.3	1	7
2018	1/1	11	-9	-0.8	0	11
2019	1/1	7	14	2.0	0	17
<b>TOTAL</b>	<b>3/2</b>	<b>24</b>	<b>13</b>	<b>0.5</b>	<b>1</b>	<b>11</b>

**CAREER-HIGHS** – Rushes: 11 (2018); Yards: 14 (2019); TD: 1 (2017); Long Rush: 17 (2019).

**LANDRY WEBER – SPECIAL TEAMS TACKLES**

Year	G	KO TKLS	PUNT TKLS	ST TKLS
2019	1	2	1	3
<b>TOTAL</b>	<b>2</b>	<b>2</b>	<b>1</b>	<b>3</b>

**CAREER-HIGHS** – Total Tackles: 3 (2019); Solos: 3 (2019).

**DREW WILEY – DEFENSE**

Year	G/S	UA-AT-TT	TFL-Yds	Sack	INT	PD	F/R
2019	1/0	1-0-1	0.0-0	0.0-0	0	0	0/0
<b>TOTAL</b>	<b>3/0</b>	<b>1-0-1</b>	<b>0.0-0</b>	<b>0.0-0</b>	<b>0</b>	<b>0</b>	<b>0/0</b>

**CAREER-HIGHS** – Tackles: 1 (2019); Solos: 1 (2019).

**JOSHUA YOUNGBLOOD – KICKOFF RETURNS**

Year	G	Ret	Yds	Avg.	TD	Long
2019	1	1	100	100.0	1	100
<b>TOTAL</b>	<b>1</b>	<b>1</b>	<b>100</b>	<b>100.0</b>	<b>1</b>	<b>100</b>

**CAREER-HIGHS** – Returns: 1 (2019); Yards: 100 (2019); TD: 1 (2019); Long Return: 100 (2019).

**JOSHUA YOUNGBLOOD – RUSHING**

Year	G/S	Rush	Yds	Avg.	TD	Long
2019	1/0	3	5	1.7	0	6
<b>TOTAL</b>	<b>1/0</b>	<b>3</b>	<b>5</b>	<b>1.7</b>	<b>0</b>	<b>6</b>

**CAREER-HIGHS** – Rushes: 3 (2019); Yards: 5 (2019); Long Rush: 6 (2019).

## ▼ BIG 12 STANDINGS

	Overall	Big 12
Oklahoma State .....	2-0	1-0
Texas .....	2-0	1-0
Baylor .....	1-0	1-0
<b>Kansas State .....</b>	<b>1-1</b>	<b>1-0</b>
Iowa State .....	1-1	1-0
Oklahoma .....	1-1	0-1
Texas Tech .....	1-1	0-1
West Virginia .....	1-1	0-1
TCU .....	0-1	0-1
Kansas .....	0-2	0-1

## ▼ THIS WEEK IN THE BIG 12

## SATURDAY, OCTOBER 3

Baylor at West Virginia, 11 a.m. (ABC)

TCU at Texas, 11 a.m. (FOX)

**Texas Tech at K-State, 2:30 p.m. (FS1)**

Oklahoma State at Kansas, 2:30 p.m. (ESPN)

Oklahoma at Iowa State, 6:30 p.m. (ABC)

## ▼ LAST WEEK IN THE BIG 12

## SATURDAY, SEPTEMBER 26

**K-State 38, Oklahoma 35**

Iowa State 37, TCU 34

Texas 63, Texas Tech 56 (OT)

Oklahoma State 27, West Virginia 13

Baylor 47, Kansas 14

## ▼ NEXT WEEK IN THE BIG 12

## SATURDAY, OCTOBER 10

Oklahoma vs. Texas, 11 a.m. (FOX)

*Cotton Bowl Stadium; Dallas, Texas*

Texas Tech at Iowa State, 2:30 p.m. (ABC)

**K-State at TCU, 3 p.m. (FOX)**ARKANSAS  
STATE

1-1, 0-0 SBC

Date	Opponent	Time (TV)/Result
Sept. 5	at Memphis	L, 24-37
Sept. 12	at K-State	W, 35-31
Sept. 26	Tulsa	PPD
Oct. 3	at Coastal Carolina*	11 a.m./ESPN2
Oct. 10	Central Arkansas	TBA
Oct. 15	Georgia State*	6:30 p.m. (ESPN)
Oct. 24	at Appalachian St.*	6:30 p.m. (ESPN)
Oct. 31	Troy*	TBA
Nov. 5	at Louisiana*	TBA
Nov. 14	ULM*	TBA
Nov. 21	at Texas State*	TBA
Nov. 28	South Alabama*	TBA

\* Sun Belt Conference Game



## OKLAHOMA

1-1, 0-1 Big 12

Date	Opponent	Time (TV)/Result
Sept. 12	Missouri State	W, 48-0
Sept. 26	K-State*	L, 35-38
Oct. 3	at Iowa State*	6:30 p.m./ABC
Oct. 10	vs. Texas* (Dallas, Texas)	11 a.m./FOX
Oct. 24	at TCU*	TBA
Oct. 31	at Texas Tech*	TBA
Nov. 7	Kansas*	TBA
Nov. 21	Oklahoma State*	TBA
Nov. 28	at West Virginia*	TBA
Dec. 5	Baylor*	TBA

\* Big 12 Conference Game

TEXAS  
TECH

1-1, 0-1 Big 12

Date	Opponent	Time (TV)/Result
Sept. 12	Houston Baptist	W, 35-33
Sept. 26	Texas*	L, 56-63 (OT)
Oct. 3	at K-State*	2:30 p.m./FS1
Oct. 10	at Iowa State*	2:30 p.m./ABC
Oct. 24	West Virginia*	TBA
Oct. 31	Oklahoma*	TBA
Nov. 7	at TCU*	TBA
Nov. 14	Baylor*	TBA
Nov. 28	at Oklahoma State*	TBA
Dec. 5	Kansas*	TBA

\* Big 12 Conference Game



## TCU

0-1, 0-1 Big 12

Date	Opponent	Time (TV)/Result
Sept. 11	SMU	PPD
Sept. 26	Iowa State*	L, 34-37
Oct. 3	at Texas*	11 a.m./FOX
Oct. 10	K-State*	3 p.m./FOX
Oct. 24	Oklahoma*	TBA
Oct. 31	at Baylor*	TBA
Nov. 7	Texas Tech*	TBA
Nov. 14	at West Virginia*	TBA
Nov. 28	at Kansas*	TBA
Dec. 5	Oklahoma State*	TBA

\* Big 12 Conference Game



## KANSAS

0-2, 0-1 Big 12

Date	Opponent	Time (TV)/Result
Sept. 12	Coastal Carolina	L, 23-38
Sept. 26	at Baylor*	L, 14-47
Oct. 3	Oklahoma State*	2:30 p.m./ESPN
Oct. 17	at West Virginia*	TBA
Oct. 24	at K-State*	TBA
Oct. 31	Iowa State*	TBA
Nov. 7	at Oklahoma*	TBA
Nov. 21	Texas*	TBA
Nov. 28	TCU*	TBA
Dec. 5	at Texas Tech*	TBA

\* Big 12 Conference Game

WEST  
VIRGINIA

1-1, 0-1 Big 12

Date	Opponent	Time (TV)/Result
Sept. 12	Eastern Kentucky	W, 56-10
Sept. 26	at Oklahoma State*	L, 13-27
Oct. 3	Baylor*	11 a.m./ABC
Oct. 17	Kansas*	TBA
Oct. 24	at Texas Tech*	TBA
Oct. 31	K-State*	TBA
Nov. 7	at Texas*	TBA
Nov. 14	TCU*	TBA
Nov. 28	Oklahoma*	TBA
Dec. 5	at Iowa State*	TBA

\* Big 12 Conference Game

OKLAHOMA  
STATE

2-0, 1-0 Big 12

Date	Opponent	Time (TV)/Result
Sept. 19	Tulsa	W, 16-7
Sept. 26	West Virginia*	W, 27-13
Oct. 3	at Kansas*	2:30 p.m./ESPN
Oct. 17	at Baylor*	TBA
Oct. 24	Iowa State*	TBA
Oct. 31	Texas*	2:30 p.m./FOX
Nov. 7	at K-State*	TBA
Nov. 21	at Oklahoma*	TBA
Nov. 28	Texas Tech*	TBA
Dec. 5	at TCU*	TBA

\* Big 12 Conference Game

IOWA  
STATE

1-1, 1-0 Big 12

Date	Opponent	Time (TV)/Result
Sept. 12	Louisiana	L, 14-31
Sept. 26	at TCU*	W, 37-34
Oct. 3	Oklahoma*	6:30 p.m./ABC
Oct. 10	Texas Tech*	2:30 p.m./ABC
Oct. 24	at Oklahoma State*	TBA
Oct. 31	at Kansas*	TBA
Nov. 7	Baylor*	TBA
Nov. 21	K-State*	TBA
Nov. 27	at Texas*	TBA
Dec. 5	West Virginia*	TBA

\* Big 12 Conference Game



## BAYLOR

1-0, 1-0 Big 12

Date	Opponent	Time (TV)/Result
Sept. 19	Houston	PPD
Sept. 26	Kansas*	W, 47-14
Oct. 3	at West Virginia*	11 a.m./ABC
Oct. 17	Oklahoma State*	TBA
Oct. 24	at Texas*	TBA
Oct. 31	TCU*	TBA
Nov. 7	at Iowa State*	TBA
Nov. 14	at Texas Tech*	TBA
Nov. 28	K-State*	TBA
Dec. 5	at Oklahoma*	TBA

\* Big 12 Conference Game



## TEXAS

2-0, 1-0 Big 12

Date	Opponent	Time (TV)/Result
Sept. 12	UTEP	W, 59-3
Sept. 26	at Texas Tech*	W, 63-56 (OT)
Oct. 3	TCU*	11 a.m./FOX
Oct. 10	vs. Oklahoma* (Dallas, Texas)	11 a.m./FOX
Oct. 24	Baylor*	TBA
Oct. 31	at Oklahoma State*	TBA
Nov. 7	West Virginia*	TBA
Nov. 21	at Kansas*	TBA
Nov. 27	Iowa State*	TBA
Dec. 5	at K-State*	TBA

\* Big 12 Conference Game





# CHRIS KLIEMAN

Head Coach

27th Year in Coaching • Eighth Year as a Head Coach  
Northern Iowa '90, '92

"Stack good days on top of good days, and I promise you will be pleased with the process." That was the message throughout year one of the **Chris Klieman** era at Kansas State. And let's just say there were many good days stacked on top of one another.

Klieman, a proven winner with a championship history, was named the 35th head football coach in Kansas State history on December 10, 2018, and in year one at the helm of the K-State program, the Wildcats managed to win eight games, finish in a tie for third in the Big 12 after being picked ninth in the preseason, knocked off No. 5 Oklahoma at home for the first time since 1996, won at Mississippi State — the Wildcats first win in 11 tries inside an SEC stadium — kept the Governor's Cup in Manhattan following their 11th-straight win over rival Kansas and quickly got back to bowl eligibility after missing out the year prior. The eight wins by Klieman were the most in school history by a first-year coach and also ranked second nationally among first-year Power 5 head coaches in 2019, trailing only Ohio State's Ryan Day.

A total of 15 Wildcats earned All-Big 12 recognition in 2019, led by Special Teams Player of the Year Joshua Youngblood, who became the first true freshman in Big 12 history to be named Big 12 player of the year on offense, defense or special teams. His three kick returns for touchdowns led the nation in 2019 and sparked key Big 12 wins over Texas Tech and No. 23 Iowa State.

Klieman's work started on the field but didn't end there as the Wildcats placed a school-record 32 players on the Academic All-Big 12 teams, including a league-record 26 first-team members. Headlining the list was Adam Holtorf, who was the Big 12 Scholar Athlete of the Year, a First Team Academic All-American and candidate for the Campbell Trophy.

Prior to arriving at K-State, Klieman capped his five-year stint as head coach at North Dakota State by winning his fourth national championship in 2018. He tied Jim Tressel (Youngstown State) for the most FCS National Championships as a head coach, while he was a part of all seven of NDSU's national championships, the most in FCS history.

Klieman guided the 2018 Bison to a perfect 15-0 record, just the fifth team in FCS history to go undefeated and untied on the way to a national championship. North Dakota State also claimed that feat in 2013 when Klieman as the defensive coordinator.

A native of Waterloo, Iowa, Klieman finished first in NDSU history in winning percentage (.920) and third in victories (69).

Klieman's accomplishments as the Bison head coach came despite losing 23 seniors and welcoming seven new assistant coaches prior to his first season at the helm in 2014. That year, the Bison went 15-1 and won the national championship before going 13-2 with another national championship in 2015, 12-2 with a semifinal appearance in 2016 and 14-1 with a third national title in 2017.

Klieman holds an 81-19 record in his seven-plus seasons overall as head coach, including a 69-6 mark at North Dakota State and 9-6 at K-State. His 81.0 winning percentage as a head coach is the ninth-highest mark by an active coach among all NCAA Divisions with at least seven years experience, while it was the second-best mark among current FBS coaches.

Klieman's record is even more impressive considering 39 of his 69 wins at North Dakota State (56.5 percent) came over ranked opponents, while he had two wins in two tries over FBS competition — a 34-14 victory at Iowa State in his first game at the helm

of NDSU and a 23-21 triumph at 11th-ranked Iowa in 2016. His teams were also stellar in protecting home field as evidenced by his 43-3 home record at NDSU, which includes winning each of his last 19 games at the FargoDome.

The Bison won the Missouri Valley Football Conference each of his five years as head coach and put together a collective 36-4 (90.0 percent) record against conference foes during that time. He was named the Bruce Craddock MVFC Coach of the Year in 2017, while he was the 2014 Rawlings Football/American Football Monthly FCS Coach of the Year and the 2018 AFCA Region 4 FCS Coach of the Year.

Klieman's teams were a model of success at NDSU, ranking highly in many of the key statistical categories throughout his tenure. The Bison scoring offense ranked in the top 10 each of his final three seasons in Fargo, including a 41.5-points-per-game mark to rank sixth in 2018, and their total offense mark ranked in the top 20 the final two years, including a 271.7-yard mark in 2018 to rank 14th in the nation.

Klieman, who came up through the coaching ranks on defense, has always produced on that side of the ball as NDSU finished his final season ranked in the top 15 in red zone defense (1st), scoring defense (3rd) and total defense (5th). The Bison ranked in the top six in scoring and total defense in four of his five seasons as head coach, including a No. 1 national ranking in total defense in 2017 (237.4).

Elevated from defensive coordinator to head coach at NDSU on December 15, 2013, Klieman's defensive units during his two-year run as coordinator each included top-10 rankings in scoring defense, total defense, rushing defense and passing defense. Highlighting that run were No. 1 rankings in scoring defense in both 2012 and 2013, and total defense in 2012, the latter when he was named the Football Scoop FCS Coordinator of the Year. NDSU also led the nation in scoring defense when he was the defensive backs coach in 2011.

Klieman began his coaching career as a graduate assistant at his alma mater, Northern Iowa, in 1991 and 1992 before being promoted to an assistant coach in 1993. He went on to Western Illinois as an assistant coach from 1994 to 1996 before serving as a graduate assistant at Kansas in 1997 and an assistant coach at Missouri State in 1999.

Klieman then moved on to Division III Loras College in Dubuque, Iowa, where he was the defensive coordinator from 2002 to 2004 before taking over as head coach for the 2005 season. He returned to Northern Iowa in 2006 as an assistant coach before being elevated to defensive coordinator for the 2009 and 2010 seasons.

Klieman was a three-time All-Gateway Conference defensive back at Northern Iowa and four-year letterwinner from 1986-90. He graduated from UNI in 1990 with a bachelor's degree in health education and a master's degree in physical education in 1992.

Klieman and his wife, **Rhonda**, are parents of two sons, **Devin** and **Colby**, and one daughter, **Haley**.

## ▼ THE KLIEMAN FILE

Hometown:	Waterloo, Iowa
High School:	Columbus Catholic
Spouse:	Rhonda
Children:	Devin, Colby, Haley

## EDUCATION

Bachelor's Degree in Health Education (Northern Iowa, 1990)
Master's Degree in Physical Education (Northern Iowa, 1992)

## PLAYING EXPERIENCE

Northern Iowa, Defensive Back (1986-90)

## COACHING EXPERIENCE

Year	Position	School
1991-92	Graduate Assistant	Northern Iowa
1993	Defensive Backs	Northern Iowa
1994-96	Defensive Backs	Western Illinois
1997	Graduate Assistant	Kansas
1999	Defensive Backs	Missouri State
2002-04	Defensive Coordinator	Loras College
2005	Head Coach	Loras College
2006-07	Defensive Backs	Northern Iowa
2008	Co-Defensive Coordinator/DB	Northern Iowa
2009-10	Defensive Coordinator/DB	Northern Iowa
2011	Defensive Backs	North Dakota State
2012-13	Defensive Coordinator/DB	North Dakota State
2014-18	Head Coach	North Dakota State
2019-20	Head Coach	Kansas State

## YEAR-BY-YEAR RECORD

Year	School (Pos.)	Rec. (Conf)	Conf. Finish
1991	Northern Iowa (GA)	11-2 (5-1)	1st
	► MVFC Champions; FCS Quarterfinals		
1992	Northern Iowa (GA)	12-2 (5-1)	1st
	► MVFC Champions; FCS Semifinals		
1993	Northern Iowa (DB)	8-4 (5-1)	1st
	► MVFC Champions; FCS Playoffs		
1994	Western Illinois (DB)	8-3 (4-2)	2nd
1995	Western Illinois (DB)	4-7 (2-4)	t5th
1996	Western Illinois (DB)	9-3 (3-2)	2nd
	► FCS Playoffs		
1997	Kansas (GA)	5-6 (3-5)	5th (North)
1999	Missouri State (DB)	5-6 (2-4)	t4th
2002	Loras College (DC)	5-5 (4-5)	5th
2003	Loras College (DC)	7-3 (5-3)	3rd
2004	Loras College (DC)	4-6 (3-5)	7th
2005	Loras College (HC)	3-7 (2-6)	7th
2006	Northern Iowa (DB)	7-4 (5-2)	3rd
2007	Northern Iowa (DB)	12-1 (6-0)	1st
	► MVFC Champions; FCS Quarterfinals		
2008	Northern Iowa (Co-DC/DB)	12-3 (7-1)	t1st
	► MVFC Champions; FCS Semifinals		
2009	Northern Iowa (DC/DB)	7-4 (5-3)	3rd
2010	Northern Iowa (DC/DB)	7-5 (6-2)	1st
	► MVFC Champions; FCS Playoffs		
2011	North Dakota State (DB)	14-1 (7-1)	1st
	► MVFC Champions; FCS National Champions		
2012	North Dakota State (DC/DB)	14-1 (7-1)	1st
	► MVFC Champions; FCS National Champions		
2013	North Dakota State (DC/DB)	15-0 (8-0)	1st
	► MVFC Champions; FCS National Champions		
2014	North Dakota State (HC)	15-1 (7-1)	1st
	► MVFC Champions; FCS National Champions		
2015	North Dakota State (HC)	13-2 (7-1)	1st
	► MVFC Champions; FCS National Champions		
2016	North Dakota State (HC)	12-2 (7-1)	1st
	► MVFC Champions; FCS Semifinals		
2017	North Dakota State (HC)	14-1 (7-1)	1st
	► MVFC Champions; FCS National Champions		
2018	North Dakota State (HC)	15-0 (8-0)	1st
	► MVFC Champions; FCS National Champions		
2019	Kansas State (HC)	8-5 (5-4)	t3rd
	► Liberty Bowl		
2020	Kansas State (HC)	1-1 (1-0)	
OVERALL RECORD (HC and Asst)		247-85 (136-57)	
RECORD AS A HEAD COACH		81-19 (44-14)	



## ▼ KLIEMAN RECORD BREAKDOWN

Overall.....	81-19 (.810)
Overall (K-State).....	9-6 (.600)
Home (Overall).....	50-9 (.847)
Home (K-State).....	5-3 (.625)
Away (Overall).....	27-9 (.750)
Away (K-State).....	4-2 (.667)
Neutral.....	4-1 (.800)
Conference (Overall).....	44-14 (.759)
Conference (K-State).....	6-4 (.600)
Home Conference (Overall).....	22-7 (.759)
Home Conference (K-State).....	3-2 (.600)
Away Conference (Overall).....	22-7 (.758)
Away Conference (K-State).....	3-2 (.600)
Non-Conference (Overall).....	37-5 (.881)
Non-Conference (K-State).....	3-2 (.600)
Home Non-Conference (Overall).....	28-2 (.933)
Home Non-Conference (K-State).....	2-1 (.667)
Away Non-Conference (Overall).....	5-2 (.714)
Away Non-Conference (K-State).....	1-0 (1.000)
Neutral Non-Conference.....	4-1 (.800)
FCS Playoffs.....	18-1 (.947)
Home.....	14-1 (.933)
Neutral.....	4-0 (1.000)
Coming Off a Win*.....	66-10 (.868)
at K-State*.....	5-3 (.625)
Coming Off a Loss*.....	9-7 (.563)
at K-State*.....	3-2 (.600)
Coming Off a Bye.....	17-1 (.944)
at K-State.....	0-1 (.000)
In August.....	3-1 (.750)
In September.....	19-5 (.792)
In October.....	24-5 (.828)
In November.....	17-6 (.739)
In December.....	14-2 (.875)
In January.....	4-0 (1.000)
Tuesday.....	0-1 (.000)
Friday.....	4-1 (.800)
Saturday.....	77-17 (.819)
Scoring First.....	57-11 (.838)
at K-State.....	7-4 (.636)
Opponent Scores First.....	24-8 (.750)
at K-State.....	2-2 (.500)
Leading at Halftime.....	65-6 (.915)
at K-State.....	7-2 (.778)
Behind at Halftime.....	9-12 (.429)
at K-State.....	1-2 (.333)
Tied at Halftime.....	7-1 (.875)
at K-State.....	1-1 (.500)
Overtime.....	3-0 (1.000)
Outgain Opponent.....	73-3 (.961)
at K-State.....	4-1 (.800)
Outgained by Opponent.....	7-16 (.304)
at K-State.....	5-5 (.500)
Win Turnover Battle.....	51-7 (.879)
at K-State.....	5-1 (.833)
Lose Turnover Battle.....	17-7 (.667)
at K-State.....	1-3 (.250)
Equal Turnovers.....	16-5 (.762)
at K-State.....	3-2 (.600)
With 100-Yard Rusher.....	45-0 (1.000)
at K-State.....	4-0 (1.000)
Scoring a Defensive Touchdown.....	15-0 (1.000)
at K-State.....	1-0 (1.000)
Scoring a Special Teams Touchdown.....	7-2 (.778)
at K-State.....	3-2 (.600)

\* In Season Only

## LORAS COLLEGE

## 2005 (3-7/2-6 Iowa Intercollegiate Athletic Conference)

Date	Opponent	Score	W / L
Sept. 3	Concordia (Ill.).....	48-3	W
Sept. 10	at No. 22 St. Ambrose.....	28-29	L
Sept. 17	at Buena Vista.....	0-14	L
Sept. 24	Central College.....	0-21	L
Oct. 1	at Cornell College.....	27-14	W
Oct. 15	Simpson College.....	15-7	W
Oct. 22	Wartburg College.....	10-14	L
Oct. 29	at Luther College.....	19-22	L
Nov. 5	Coe College.....	14-24	L
Nov. 12	at Dubuque.....	18-20	L

## NORTH DAKOTA STATE

## 2014 (15-1/7-1 Missouri Valley Football Conference)

## MVFC Champions

## FCS National Champions

Date	Opponent	Score	W / L
Aug. 30	at Iowa State.....	34-14	W
Sept. 6	at Weber State.....	24-7	W
Sept. 13	Incarnate World.....	58-0	W
Sept. 20	No. 3 Montana.....	22-10	W
Oct. 4	at Western Illinois.....	17-10	W
Oct. 11	No. 12 Southern Illinois.....	38-10	W
Oct. 18	No. 22 Indiana State.....	34-17	W
Oct. 25	at South Dakota.....	47-7	W
Nov. 1	No. 18 South Dakota State.....	37-17	W
Nov. 8	at No. 19 Northern Iowa.....	3-23	L
Nov. 15	at Missouri State.....	45-10	W
Nov. 22	No. 20 Youngstown State.....	38-14	W

## NCAA FCS Second Round

Dec. 6 No. 13 South Dakota State..... 27-24 W

## NCAA FCS Quarterfinal

Dec. 13 No. 6 Coastal Carolina..... 39-32 W

## NCAA FCS Semifinal

Dec. 19 No. 19 Sam Houston State..... 35-3 W

## NCAA Division I Football Championship (Frisco, Texas)

Jan. 10 No. 2 Illinois State..... 29-27 W

## 2015 (13-2/7-1 Missouri Valley Football Conference)

## MVFC Champions

## FCS National Champions

Date	Opponent	Score	W / L
Aug. 29	at No. 12 Montana State.....	35-38	L
Sept. 12	Weber State.....	41-14	W
Sept. 19	North Dakota.....	34-9	W
Oct. 3	at No. 5 South Dakota State.....	28-7	W
Oct. 10	No. 10 Northern Iowa.....	31-28	W
Oct. 17	South Dakota.....	21-24	L
Oct. 24	at No. 18 Indiana State.....	28-14	W
Oct. 31	at Southern Illinois.....	35-29	W
Nov. 7	Western Illinois.....	59-7	W
Nov. 14	at No. 20 Youngstown State.....	27-24	W
Nov. 21	Missouri State.....	55-0	W

## NCAA FCS Second Round

Dec. 5 No. 16 Montana..... 37-6 W

## NCAA FCS Quarterfinal

Dec. 12 No. 14 Northern Iowa..... 23-13 W

## NCAA FCS Semifinal

Dec. 18 No. 11 Richmond..... 33-7 W

## NCAA Division I Football Championship (Frisco, Texas)

Jan. 9 No. 1 Jacksonville State..... 37-10 W

## 2016 (12-2/7-1 Missouri Valley Football Conference)

## MVFC Champions

Date	Opponent	Score	W / L
Aug. 27	No. 6 Charleston Southern.....	24-17 (OT)	W
Sept. 10	No. 8 Eastern Washington.....	50-44 (OT)	W
Sept. 17	at No. 11 Iowa.....	23-21	W
Oct. 1	No. 18 Illinois State.....	31-10	W
Oct. 8	at Missouri State.....	27-3	W
Oct. 15	No. 11 South Dakota State.....	17-19	L
Oct. 22	at No. 12 Western Illinois.....	21-13	W
Oct. 29	at Northern Iowa.....	24-20	W
Nov. 5	No. 13 Youngstown State.....	24-3	W
Nov. 12	Indiana State.....	41-17	W
Nov. 19	at South Dakota.....	28-21	W

## NCAA FCS Second Round

Dec. 3 No. 24 San Diego..... 45-7 W

## NCAA FCS Quarterfinal

Dec. 10 No. 7 South Dakota State..... 36-10 W

## NCAA FCS Semifinal

Dec. 18 No. 5 James Madison..... 17-27 L

## 2017 (14-1/7-1 Missouri Valley Football Conference)

## MVFC Champions

## FCS National Champions

Date	Opponent	Score	W / L
Sept. 2	Mississippi Valley State.....	72-7	W
Sept. 9	at No. 6 Eastern Washington.....	40-13	W
Sept. 23	Robert Morris.....	56-0	W
Sept. 30	Missouri State.....	38-11	W
Oct. 7	at Indiana State.....	52-0	W
Oct. 14	at No. 8 Youngstown State.....	27-24 (OT)	W
Oct. 21	No. 10 Western Illinois.....	24-12	W
Oct. 28	No. 25 Northern Iowa.....	30-14	W
Nov. 4	at No. 8 South Dakota State.....	21-33	L
Nov. 11	No. 10 South Dakota.....	49-14	W
Nov. 18	at No. 21 Illinois State.....	20-7	W

## NCAA FCS Second Round

Dec. 2 San Diego..... 38-3 W

## NCAA FCS Quarterfinal

Dec. 9 No. 8 Wofford..... 42-10 W

## NCAA FCS Semifinal

Dec. 15 No. 5 Sam Houston State..... 55-13 W

## NCAA Division I Football Championship (Frisco, Texas)

Jan. 6 No. 1 James Madison..... 17-13 W

## 2018 (15-0/8-0 Missouri Valley Football Conference)

## MVFC Champions

## FCS National Champions

Date	Opponent	Score	W / L
Sept. 1	Cal Poly.....	49-3	W
Sept. 15	North Alabama.....	38-7	W
Sept. 22	Delaware.....	38-10	W
Sept. 29	No. 3 South Dakota State.....	21-17	W
Oct. 6	at No. 22 Northern Iowa.....	56-31	W
Oct. 13	at Western Illinois.....	34-7	W
Oct. 20	Illinois State.....	28-14	W
Oct. 27	at South Dakota.....	59-14	W
Nov. 3	Youngstown State.....	17-7	W
Nov. 10	at Missouri State.....	48-7	W
Nov. 17	Southern Illinois.....	65-17	W

## NCAA FCS Second Round

Dec. 1 No. 23 Montana State..... 52-10 W

## NCAA FCS Quarterfinal

Dec. 8 No. 7 Colgate..... 35-0 W

## NCAA FCS Semifinal

Dec. 14 No. 5 South Dakota State..... 44-21 W

## NCAA Division I Football Championship (Frisco, Texas)

Jan. 5 No. 3 Eastern Washington..... 38-24 W

## KANSAS STATE

## 2019 (8-5/5-4 Big 12)

## Liberty Bowl Participants

Date	Opponent	Score	W / L
Aug. 31	Nicholls.....	49-14	W
Sept. 7	Bowling Green.....	52-0	W
Sept. 14	at Mississippi State.....	31-24	W
Sept. 28	at Oklahoma State.....	13-26	L
Oct. 5	Baylor.....	12-31	L
Oct. 19	TCU.....	24-17	W
Oct. 26	No. 5 Oklahoma.....	48-41	W
Nov. 2	at Kansas.....	38-10	W
Nov. 9	at Texas.....	24-27	L
Nov. 16	West Virginia.....	20-24	L
Nov. 23	at Texas Tech.....	30-27	W
Nov. 30	No. 23 Iowa State.....	27-17	W

## AutoZone Liberty Bowl (Memphis, Tenn.)

Dec. 31 No. 23 Navy..... 17-20 L


**VAN MALONE** GAMEDAY: FIELD

Assistant Head Coach/CBs • Houston '02  
22nd Year in Coaching • Second Year at K-State

- A 21-year veteran who has several ties to the Big 12 and was a successful defensive back in both college and the NFL.
- Helped Wildcats allow just 21.4 pts/gm in 2019, K-State's best mark since 2003.
- Tutored AJ Parker to All-Big 12 honors in 2019 despite him missing final 5 games.
- Served as the defensive coordinator at SMU from 2015 to 2017.
- An All-American safety as a senior at Texas in 1993 who went on to play five seasons in the NFL with the Detroit Lions.
- Coached with Buddy Wyatt at TAMU and SMU, and Jason Ray at Oklahoma State.


**JOE KLANDERMAN** GAMEDAY: BOOTH

Defensive Coord./Safeties • Minnesota State '01  
19th Year in Coaching • Second Year at K-State

- Entering his first season at K-State's defensive coordinator but his eighth overall (Minnesota State, 2017-13).
- Coached Denzel Goolsby to Honorable Mention All-Big 12 accolades in 2019, the first Wildcat safety to do so since 2016.
- A five-year member of Chris Klieman's staff at North Dakota State where he helped the Bison win four national championships.
- Helped tutor NDSU players to a total of 100 interceptions his five seasons in Fargo as the defensive backs coach.


**COURTNEY MESSINGHAM** GAMEDAY: BOOTH

Offensive Coord./TE/FB • Northern Iowa '90  
31st Year in Coaching • Second Year at K-State

- A 30-year coaching veteran who has served as a coordinator at multiple stops in addition to coaching virtually every offensive position.
- Guided a unit in 2019 that led the nation in red-zone offense (96.2%), ranked ninth in time of possession (33:27) and 10th in passes intercepted (5).
- Led the 2018 North Dakota State offense to school and Missouri Valley Conference Football records in five categories.
- Familiar with the Big 12 having coached at Iowa State (2009-13).
- Played with Chris Klieman at Northern Iowa and both are Waterloo, Iowa, natives.


**BRIAN ANDERSON** GAMEDAY: FIELD

Running Backs • Western Illinois '94  
26th Year in Coaching • Second Year at K-State

- A 25-year coaching veteran with ties to the state of Kansas having coached at Highland CC and Coffeyville CC.
- Tutored a group in 2019 that helped K-State finish fourth in the Big 12 in rushing offense (178.0 yds/gm) and third in the league in rushing touchdowns (29).
- Coached grad transfer James Gilbert to All-Big 12 honors in 2019.
- Has coached running backs, wide receivers and tight ends during his career.
- Produced Minnesota's first 1,000-yard rusher in eight years during the 2013 season when David Cobb rushed for 1,202 yards.


**COLLIN KLEIN** GAMEDAY: FIELD

Quarterbacks • Kansas State '11  
Seventh Year in Coaching • Sixth Year at K-State

- A 2012 Heisman Trophy finalist and one of the greatest quarterbacks to ever don a Kansas State uniform.
- Entering his seventh year in coaching, sixth overall at K-State and fourth as a full-time assistant coach.
- Has tutored Skylar Thompson, who is just the fourth player in school history to pass for 4,000 yards and rush for 1,000 yards.
- Thompson earned All-Big 12 honors in 2019, the first Wildcat QB to do so since 2014.
- Coached quarterbacks at Northern Iowa in 2016.


**JASON RAY** GAMEDAY: FIELD

Wide Receivers • Missouri '07  
12th Year in Coaching • Second Year at K-State

- Entering his 12th year in coaching, while he is in his third stint in the Big 12 as either a player or coach having played at Missouri (2003-07) and coached at Oklahoma State (2013-14).
- Coached Dalton Schoen to All-Big 12 honors as a senior in 2019.
- Spent the 2018 season at North Dakota State where he coached all-conference receiver and FCS National Championship Most Outstanding Player Darrius Shepherd.
- Worked with Van Malone for two seasons at Oklahoma State (2013-14).


**CONOR RILEY** GAMEDAY: FIELD

Offensive Line • Omaha '03  
17th Year in Coaching • Second Year at K-State

- A 17-year coaching veteran who tutored a group in 2019 that paved the way for 178.0 rushing yds/gm (fourth in Big 12), and 29 rushing TDs (third in Big 12).
- Coached four Wildcat linemen in 2019 that earned All-Big 12 honors, the most by K-State since 2012.
- Spent previous six years at North Dakota State as the Bison averaged at least 235 yds/gm and ranked in the top 10 nationally in rushing every year he was on staff.
- Coached players to nine All-Americans honors in six years at NDSU
- Tutored Joe Haeg, a former walk-on who is currently with the Tampa Bay Buccaneers.


**STEVE STANARD** GAMEDAY: FIELD

Linebackers • Nebraska '89  
33rd Year in Coaching • First Year at K-State

- A veteran coach with more than 30 years of coaching experience.
- Has 20-seasons worth of experience as a defensive coordinator, serving that position at Nebraska Wesleyan, South Dakota, New Mexico State, Colorado State, Tulane and Wyoming.
- Coached linebackers at North Dakota State in 2012 and 2013 when Chris Klieman was the defensive coordinator, while he also coached with Conor Riley at NDSU in 2013.
- Came to K-State from Syracuse where he coached the Orange defensive ends.


**MIKE TUIASOSOPO** GAMEDAY: BOOTH

Defensive Tackles • Pacific Lutheran '89  
29th Year in Coaching • Second Year at K-State

- Holds 21 years' worth of Division I coaching experience and 28 years overall in the profession.
- Helped the 2019 Wildcat defense rank second in the nation in third-down defense (28.0%), their lowest mark since at least 2003.
- Had several stops throughout the Pac-10/12 having coached at Arizona, Colorado, UCLA and USC.
- Comes from a football-rich family tradition as his uncle, cousin, four siblings and nephew all played in the NFL.


**BUDDY WYATT** GAMEDAY: FIELD

Defensive Ends • TCU '90  
29th Year in Coaching • Second Year at K-State

- A veteran defensive line coach who has worked in the Big 12, SEC, Big Ten and American Athletic Conference during his 28-year career.
- Coached a pair of Wildcat DEs in 2019 – Wyatt Hubert (first team) and Reggie Walker (honorable mention) – to All-Big 12 honors.
- Coached the defensive line from 2015 through 2017 at SMU under then-defensive coordinator and current K-State cornerbacks coach Van Malone.
- Appointment at K-State is seventh tour of duty in Big 12 having coached at Oklahoma State, Colorado, Texas A&M, Nebraska and Kansas.

**▼ K-STATE SUPPORT STAFF**
**Graduate Assistants**

Christian Ellsworth, Sam Young (Offense)  
Adam Pilapil, Fred Wyatt (Defense)

**Analysts/Quality Control**

Taylor Godinet (Defensive QC)  
Drew Liddle (Offensive QC)  
Stanton Weber (Special Teams QC)

**Strength and Conditioning**

Chris Dawson (Director of S&C)  
Darren Honeycutt (Asst. S&C Coach)  
Corey Meredith (Asst. S&C Coach)  
Evan Rapp (Asst. S&C Coach)  
Joe Vaughn (Asst. S&C Coach)

**Athletic Training/Nutrition**

Mindy Hoffman (Head FB Athletic Trainer)  
Matt Thomason (Assoc. AD)  
Scott Trausch (Sport Dietitian)  
Connor Bennet (Asst. Athletic Trainer)  
Simeon Seiler (Asst. Athletic Trainer)

**Administration/Support Staff**

Hank Jacobs (Dir. of Football Admin.)  
Kacey Harper (Dir. of Football Ops.)  
Taylor Braet (Dir. of Football Recruiting)  
Joni Bunker (Program Coordinator)  
Jonathan Castro (Dir. of FB Graphic Design)  
Al Cerbe (Head Equipment Manager)  
Scott Eilert (Director of Video Services)  
Joe Hall (Dir. of SA Development)  
Kelli Krier (Dir. of On-Campus Recruiting)  
Chuck Lillie (Scouting Analyst)  
Jake Otten (Asst. Dir. of Video/Admin.)  
Mikie Schiltz (Asst. Equipment Manager)  
Teresa Williams (Exec. Asst. to HC)

**ALPHABETICAL**

NO	NAME	POS
63	Ben Adler	OL
52	Nick Allen	LB
91	Felix Anudike	DE
34	Levi Archer	LB
17	Nick Ast	QB
36	Mason Barta	FB
50	Cooper Beebe	OL
43	Jack Blumer	P
48	Michael Book	LB
16	Derek Bowman	LB
80	Ty Bowman	WR
25	Ekow Boye-Doe	DB
88	Phillip Brooks	WR
21	Aamaris Brown	DB
37	Parker Bruce	LB
33	Tyler Burns	RB
49	Wesley Burris	LS
33	Jaylen Carter	DB
43	Terrence Collins II	DB
37	Kirk Coomes	FB
82	Cameron Cotton	TE
86	Hillard Cozine	TE
65	Harrison Creed	OL
58	Cartez Crook-Jones	DE
49	Adam Davis	LB
62	Dawson Delforge	OL
8	Tee Denson	DB
29	Jax Dineen	FB
20	Ben Driver	DB
73	Christian Duffie	OL
42	Chris Dugan	DE
29	Khalid Duke	DE
75	Tre Eaton	OL
58	Justin Eichman	OL
19	Ross Elder	DB
55	Cody Fletcher	LB
81	Konner Fox	TE
46	Jace Friesen	DE
13	Kirmari Gainous	DE
1	Keenan Garber	WR
6	Justin Gardner	DB
54	Kienen Gaskin	LB
21	Wykeen Gill	WR
55	Hayden Gillum	OL
45	Reed Godinet	DE
22	Daniel Green	LB
7	Bart Harris	QB
1	Jay Harris	LB
84	Thomas Helten	WR
17	Ryan Henington	DB
36	Hunter Henry	DB
15	Robert Hentz II	DT
18	Eric Hommel	WR
25	Gabe Hoover	WR
89	C.J. Horton	TE
15	Will Howard	QB
56	Wyatt Hubert	DE
92	Eli Huggins	DT
27	Jake Huggins	FB
32	Justin Hughes	LB
69	Noah Johnson	OL
4	Wayne Jones	DB
26	Will Jones II	DB
78	Marshall Kellner	OL
35	Jairus Kennedy	DB
27	Cameron Key	DB
4	Malik Knowles	WR

NO	NAME	POS	HT	WT	YR-EX	HOMETOWN (LAST SCHOOL)
0	# Briley Moore	TE	6-4	250	Sr.-TR ^	Blue Springs, Mo. (Univ. of Northern Iowa)
0	# Elijah Sullivan	LB	6-0	215	Sr.-4L	Tucker, Ga. (Tucker)
1	# Keenan Garber	WR	5-11	167	Fr.-RS*	Lawrence, Kan. (Free State)
1	# Jay Harris	LB	6-0	195	Fr.-HS	Pearland, Texas (Shadow Creek)
2	# Lance Robinson	DB	5-10	194	So.-1L	New Orleans, La. (De La Salle)
2	# Harry Trotter	RB	5-11	202	Sr.-1L	Atchison, Kan. (Univ. of Louisville)
3	# Kiondre Thomas	DB	6-0	186	Sr.-TR ^	Fort Smith, Ark. (Univ. of Minnesota)
3	# Jaelon Travis	WR	6-0	208	Fr.-HS ^	Mansfield, Texas (Summit)
4	# Wayne Jones	DB	6-0	208	So.-1L	Owasso, Okla. (Owasso)
4	# Malik Knowles	WR	6-2	200	So.-1L	Mansfield, Texas (Lake Ridge)
5	# Jaren Lewis	QB	6-1	219	Fr.-RS	Columbia, Mo. (Battle)
5	# Derick Newton	DT	6-1	271	So.-TR	Douglas, Ga. (Butler CC)
6	# Justin Gardner	DB	6-2	191	Jr.-TR	Charlotte, N.C. (Hutchinson CC)
6	# Keyon Mozee	RB	5-7	179	Fr.-HS ^	Lee's Summit, Mo. (Lee's Summit North)
7	# Bart Harris	QB	6-4	231	So.-TR	Belton, Mo. (Hutchinson CC)
7	# TJ Smith	DB	5-9	186	Fr.-HS ^	Powder Springs, Ga. (McEachern)
8	# Tee Denson	DB	6-0	182	Fr.-HS ^	Atlanta, Ga. (Cedar Grove)
8	# Ty Zentner	P/K	6-1	198	Jr.-RS*	Topeka, Kan. (Butler CC)
9	# Jacardia Wright	RB	6-0	213	Fr.-RS*	Decatur, Ill. (St. Teresa)
10	# Blake Lynch	PK	5-5	148	Sr.-2L	Goddard, Kan. (Eisenhower)
10	# Skylar Thompson	QB	6-2	223	Sr.-3L	Independence, Mo. (Fort Osage)
12	# AJ Parker	DB	5-11	178	Sr.-3L	Bartlesville, Okla. (Bartlesville)
12	# Landry Weber	WR	5-10	186	Jr.-2L	Lenexa, Kan. (Bishop Miege)
13	# Kirmari Gainous	DE	6-3	255	Jr.-TR	Tallahassee, Fla. (Hutchinson CC)
13	# Chabastin Taylor	WR	6-4	223	Jr.-2L	Giddings, Texas (Giddings)
14	# Tyrone Lewis	DB	5-11	202	Fr.-RS*	Hammond, La. (Hammond)
14	# Max Marsh	QB	6-2	190	Fr.-HS ^	Grand Junction, Colo. (Central)
15	# Robert Hentz II	DT	6-0	291	Jr.-TR ^	Batesville, Miss. (NW Mississippi CC)
15	# Will Howard	QB	6-4	230	Fr.-HS	Downingtown, Pa. (Downingtown West)
16	# Derek Bowman	LB	6-1	220	So.-SQ	Manhattan, Kan. (Homeschooled)
16	# Seth Porter	WR	5-8	165	So.-1L	Friendswood, Texas (Clear Springs)
17	# Nick Ast	QB	6-5	219	Jr.-1L	Cimarron, Kan. (Cimarron)
17	# Ryan Henington	DB	6-1	206	Jr.-1L	Junction City, Kan. (Junction City)
18	# Eric Hommel	WR	6-2	204	Jr.-SQ	Littleton, Colo. (Rock Canyon)
18	# Malachi Mitchell	DB	6-0	194	Fr.-HS ^	Mansfield, Texas (Legacy)
19	# Ross Elder	DB	6-0	180	Jr.-1L	Kansas City, Mo. (Rockhurst)
19	# Sammy Wheeler	TE	6-4	226	So.-1L	Lenexa, Kan. (St. James Academy)
20	# Ben Driver	DB	6-0	201	Fr.-RS	Salina, Kan. (Salina Central)
20	# D.J. Render	WR	5-11	191	Sr.-2L	Kennesaw, Ga. (North Cobb)
21	# Aamaris Brown	DB	5-10	184	Fr.-HS ^	Seffner, Fla. (Armwood)
21	# Wykeen Gill	WR	5-10	184	Sr.-2L	Atchison, Kan. (Atchison)
22	# Daniel Green	LB	6-2	238	So.-1L	Portland, Ore. (Madison)
22	# Deuce Vaughn	RB	5-5	168	Fr.-HS ^	Round Rock, Texas (Cedar Ridge)
23	# Joshua Youngblood	WR	5-10	181	So.-1L	Tampa, Fla. (Berkeley Prep)
24	# Brock Monty	DB	6-2	211	Sr.-3L	Wichita, Kan. (Kapaun Mt. Carmel)
24	# Dylan Wentzel	WR	6-0	176	Jr.-1L	Salina, Kan. (Salina Central)
25	# Ekow Boye-Doe	DB	6-0	165	So.-1L	Lawrence, Kan. (Lawrence)
25	# Gabe Hoover	WR	6-1	184	Fr.-RS	McPherson, Kan. (McPherson)
26	# Will Jones II	DB	5-9	183	Fr.-RS*	Mansfield, Texas (Summit)
26	# Elliot Ollenburger	WR	5-10	175	So.-SQ	Hillsboro, Kan. (Hillsboro)
27	# Jake Huggins	FB	6-2	222	Fr.-RS	Cumming, Ga. (West Forsyth)
27	# Cameron Key	DB	5-9	177	So.-SQ	Overland Park, Kan. (Bishop Miege)
28	# Vaughn Malone	DB	5-11	171	Fr.-RS	Austin, Texas (St. Michael's Catholic Academy)
28	# Kaelen Shankle	RB	6-0	205	Fr.-HS ^	Richmond, Texas (Fort Bend Travis)
29	# Jax Dineen	FB	5-10	241	So.-1L	Lawrence, Kan. (Free State)
29	# Khalid Duke	DE	6-3	244	So.-1L	Atlanta, Ga. (Riverside Military Academy)
30	# Matthew Maschmeier	DB	6-0	195	Fr.-HS ^	Lisle, Ill. (Naperville North)
30	# Clyde Price	RB	6-0	209	Fr.-RS	Kansas City, Mo. (North Kansas City)
31	# Jahron McPherson	DB	6-1	200	Sr.-2L	Basehor, Kan. (Butler CC)
32	# Justin Hughes	LB	6-1	229	Sr.-1L	Tucker, Ga. (Tucker)
33	# Tyler Burns	RB	6-0	217	Sr.-1L	Wichita, Kan. (Trinity Academy)
33	# Jaylen Carter	DB	5-10	165	Fr.-HS ^	Topeka, Kan. (Washburn Rural)
34	# Levi Archer	LB	6-3	217	Fr.-RS*	Goodland, Kan. (Goodland)
34	# Ben Sinnott	TE	6-3	220	Fr.-HS ^	Waterloo, Iowa (Columbus Catholic)
35	# Jairus Kennedy	DB	6-1	175	Fr.-HS ^	Wichita, Kan. (Kapaun Mt. Carmel)
35	# Taiten Winkel	K/P	6-0	181	Jr.-TR	Halstead, Kan. (Butler CC)
36	# Mason Barta	FB	6-1	239	Jr.-2L	Holton, Kan. (Holton)
36	# Hunter Henry	DB	6-0	190	Fr.-TR*	Austin, Texas (Rice Univ.)
37	# Parker Bruce	LB	6-1	218	Jr.-TR	Andale, Kan. (Butler CC)
37	# Kirk Coomes	FB	6-0	237	So.-SQ	Phillipsburg, Kan. (Phillipsburg)
38	# Brendan Mott	DE	6-4	237	Fr.-RS	Iowa City, Iowa (Iowa City West)
39	# Jordan Schippers	DB	6-1	197	So.-TR	Colby, Kan. (Western Illinois Univ.)
40	# Spencer Trussell	DE	6-3	232	So.-1L	Arlington, Texas (Martin)
41	# Austin Moore	LB	6-0	214	Fr.-RS	Louisburg, Kan. (Louisburg)
42	# Chris Dugan	DE	6-1	237	Sr.-SQ	Wichita, Kan. (Butler CC)



NO	NAME	POS	HT	WT	YR-EX	HOMETOWN (LAST SCHOOL)
42	# Randen Plattner	LS	6-2	221	So.-1L	Parkville, Mo. (Park Hill)
43	# Jack Blumer	P	6-2	193	So.-SQ	Marysville, Kan. (Marysville)
43	# Terrence Collins II	DB	5-9	175	Fr.-HS^	Lenexa, Kan. (St. Thomas Aquinas)
44	# Christian Moore	FB	6-2	236	Fr.-HS^	Huntington Beach, Calif. (Huntington Beach)
44	# Ronald Triplette	DT	6-1	264	Fr.-HS^	Pearland, Texas (Shadow Creek)
45	# Reed Godinet	DE	6-5	237	Jr.-SQ	Springdale, Ark. (College of San Mateo)
45	# Nelson Pipes	LS	6-1	200	Fr.-HS^	Hallsville, Mo. (Hallsville)
46	Jace Friesen	DE	6-1	237	Fr.-RS	Basehor, Kan. (Basehor-Linwood)
47	Cody Stufflebean	TE	6-4	235	Fr.-HS^	McPherson, Kan. (McPherson)
48	Michael Book	LB	6-4	192	Fr.-HS^	Kansas City, Mo. (Liberty)
49	# Wesley Burris	LS	5-10	204	Sr.-1L	Olathe, Kan. (Olathe East)
49	# Adam Davis	LB	6-1	213	So.-SQ	Overland Park, Kan. (St. Thomas Aquinas)
50	# Cooper Beebe	OL	6-3	326	Fr.-RS*	Kansas City, Kan. (Piper)
50	# Tyrone Taleni	DE	6-2	261	So.-TR	Savai'i, Samoa (Mt. San Antonio College)
51	Talor Warner	OL	6-3	289	Fr.-HS	Gardner, Kan. (Gardner Edgerton)
52	# Nick Allen	LB	5-11	225	So.-1L	Overland Park, Kan. (Blue Valley Southwest)
52	# Taylor Poitier	OL	6-2	290	Fr.-RS	Shawnee, Kan. (Bishop Miege)
54	Kienen Gaskin	LB	6-0	215	Fr.-HS^	Lee's Summit, Mo. (Lee's Summit North)
55	# Cody Fletcher	LB	6-2	224	Sr.-2L	Henrietta, Texas (Tyler JC)
55	# Hayden Gillum	OL	6-3	296	So.-SQ	Plainville, Kan. (Plainville)
56	Wyatt Hubert	DE	6-3	270	Jr.-2L	Topeka, Kan. (Shawnee Heights)
57	Beau Palmer	LB	6-3	205	Fr.-HS^	Overland Park, Kan. (Blue Valley)
58	# Cartez Crook-Jones	DE	6-3	262	So.-SQ	Grandview, Mo. (Grandview)
58	# Justin Eichman	OL	6-9	329	Sr.-SQ	Topeka, Kan. (Butler CC)
59	Drew Wiley	DT	6-4	300	Sr.-3L^	Vinton, Iowa (Vinton-Shellsburg)
62	Dawson Delforge	OL	6-5	318	Jr.-TR^	Wamego, Kan. (Butler CC)
63	Ben Adler	OL	6-4	332	Jr.-1L	Wichita, Kan. (Trinity Academy)
64	Trevor Stange	OL	6-3	274	Fr.-RS	Coppell, Texas (Coppell)
65	Harrison Creed	OL	6-5	298	Jr.-SQ	Ulysses, Kan. (Ulysses)
66	Sam Shields	OL	6-4	311	Fr.-HS^	Manhattan, Kan. (Manhattan)
68	Jackson Smith	OL	6-4	280	Fr.-HS^	St. Paul, Minn. (St. Thomas Academy)
69	Noah Johnson	OL	6-1	287	Sr.-1L	Wichita, Kan. (Butler CC)
70	Kaitori Leveston	OL	6-4	345	So.-1L	Waco, Texas (Midway)
71	Logan Long	OL	6-4	315	Jr.-1L	Woodward, Okla. (Woodward)
72	Witt Mitchum	OL	6-5	259	Fr.-HS^	McKenzie, Tenn. (McKenzie)
73	Christian Duffie	OL	6-5	303	So.-1L	Humble, Texas (Summer Creek)
74	Tylar Patrick	OL	6-5	305	Jr.-TR^	Wamego, Kan. (Butler CC)
75	Tre Eaton	OL	6-7	296	Fr.-RS	Olathe, Kan. (Olathe South)
76	Josh Rivas	OL	6-6	335	Jr.-2L	Hutchinson, Kan. (Hutchinson)
77	Carver Willis	OL	6-5	287	Fr.-HS^	Durango, Colo. (Durango)
78	Marshall Kellner	OL	6-3	305	So.-SQ	De Soto, Kan. (De Soto)
80	Ty Bowman	WR	6-5	220	Fr.-HS^	Chanute, Kan. (Chanute)
81	Konner Fox	TE	6-4	253	Fr.-RS	San Antonio, Texas (Reagan)
82	Cameron Cotton	TE	6-4	238	Jr.-SQ	Elk River, Minn. (Elk River)
83	Will Swanson	TE	6-5	245	Fr.-HS^	Papillion, Neb. (La Vista South)
84	Thomas Helten	WR	6-3	212	So.-SQ	Garden Plain, Kan. (Bishop Carroll)
85	Riley Petz	WR	6-1	165	Fr.-HS^	Cheney, Kan. (Cheney)
86	Hillard Cozine	TE	6-4	259	So.-TR	Wichita, Kan. (Butler CC)
87	Nick Lenner	TE/FB	6-5	252	Jr.-3L	Lincoln, Neb. (Lincoln Southwest)
88	Phillip Brooks	WR	5-7	167	So.-1L	Lee's Summit, Mo. (Lee's Summit West)
89	C.J. Horton	TE	6-6	235	Fr.-HS^	Fort Scott, Kan. (Fort Scott)
90	Bronson Massie	DE	6-4	260	Sr.-3L	Lufkin, Texas (Lufkin)
91	Felix Anudike	DE	6-3	244	Fr.-HS^	Lee's Summit, Mo. (Lee's Summit)
92	Eli Huggins	DT	6-4	294	Jr.-1L	Cumming, Ga. (West Forsyth)
93	Jaylen Pickle	DT	6-4	313	So.-SQ	Cimarron, Kan. (Cimarron)
95	Elliott Strahm	DT	6-1	276	Fr.-RS	Sabetha, Kan. (Sabetha)
97	Nate Matlack	DE	6-4	226	Fr.-HS^	Olathe, Kan. (Olathe East)
99	Owen Lawson	PK	6-3	185	Fr.-HS^	Kansas City, Mo. (Rockhurst)

# Duplicate Number | ^ Redshirt Available | \* Played in 2019 but Preserved Redshirt | Updated September 23, 2020

## ALPHABETICAL

NO	NAME	POS
99	Owen Lawson	PK
87	Nick Lenner	TE/FB
70	Kaitori Leveston	OL
5	Jaren Lewis	QB
14	Tyrone Lewis	DB
71	Logan Long	OL
10	Blake Lynch	PK
28	Vaughn Malone	DB
14	Max Marsh	QB
30	Matthew Maschmeier	DB
90	Bronson Massie	DE
97	Nate Matlack	DE
31	Jahron McPherson	DB
18	Malachi Mitchell	DB
72	Witt Mitchum	OL
24	Brock Monty	DB
41	Austin Moore	LB
0	Briley Moore	TE
44	Christian Moore	FB
38	Brendan Mott	DE
6	Keyon Mozee	RB
5	Derick Newton	DT
26	Elliot Ollenburger	WR
57	Beau Palmer	LB
12	AJ Parker	DB
74	Tylar Patrick	OL
85	Riley Petz	WR
93	Jaylen Pickle	DT
45	Nelson Pipes	LS
42	Randen Plattner	LS
52	Taylor Poitier	OL
16	Seth Porter	WR
30	Clyde Price	RB
20	D.J. Render	WR
76	Josh Rivas	OL
2	Lance Robinson	DB
39	Jordan Schippers	DB
28	Kaelen Shankle	RB
66	Sam Shields	OL
34	Ben Sinnott	TE
68	Jackson Smith	OL
7	TJ Smith	DB
64	Trevor Stange	OL
95	Elliott Strahm	DT
47	Cody Stufflebean	TE
0	Elijah Sullivan	LB
83	Will Swanson	TE
50	Tyrone Taleni	DE
13	Chabastin Taylor	WR
3	Kiondre Thomas	DB
10	Skylar Thompson	QB
3	Jaelon Travis	WR
44	Ronald Triplette	DT
2	Harry Trotter	RB
40	Spencer Trussell	DE
22	Deuce Vaughn	RB
51	Talor Warner	OL
12	Landry Weber	WR
24	Dylan Wentzel	WR
19	Sammy Wheeler	TE
59	Drew Wiley	DT
77	Carver Willis	OL
35	Taiten Winkel	K/P
9	Jacardia Wright	RB
23	Joshua Youngblood	WR
8	Ty Zentner	P/K

## PRONUNCIATION GUIDE

### PLAYERS

Felix ANUDIKE.....ann-you-DEE-kay  
 Nick AST.....AUHST  
 EKOW BOYE-DOE.....ECK-oh BOY-doe  
 AAMARIS Brown.....ah-MAR-is  
 Hillard COZINE.....co-ZEEN  
 Jax DINEEN.....duh-NEEN  
 KHALID Duke.....kuh-LEED  
 Justin EICHMAN.....IKE-man

KIRMARI Gainous.....KEER-mar-ee  
 Reed GODINET.....GODE-uh-nay  
 KAITORI Leveston.....ka-TOR-ee  
 JAHRON McPherson.....juh-RON  
 MALACHI Mitchell.....MAL-uh-kye  
 Taylor POITIER.....por-tee-AY (long A)  
 Ben SINNOTT.....SIN-it  
 Trevor STANGE.....STANG  
 Tyrone TALENI.....tah-LEEN-ee

CHABASTIN Taylor.....chuh-BASS-tin  
 KIONDRE Thomas.....key-ON-dre  
 JACARDIA Wright.....juh-CAR-tee-AY (long A)

### COACHES

Chris KLIEMAN.....KLY-men  
 Steve STANARD.....STAN-urd  
 Mike TUIASOSOPO.....TWO-ee-AH-so-SO-po

# DEPTH CHART

vs TEXAS TECH

## OFFENSE

<b>WR</b>	4	Malik Knowles (6-2, 200, So.-1L)
	13	Chabastin Taylor (6-4, 223, Jr.-2L)
<b>LT</b>	70	Kaitori Leveston (6-4, 345, So.-1L)
	71	Logan Long (6-4, 315, Jr.-1L) <b>OR</b>
	77	Carver Willis (6-5, 287, Fr.-HS)
<b>LG</b>	76	Josh Rivas (6-6, 335, Jr.-2L)
	62	Dawson Delforge (6-5, 318, Jr.-TR)
<b>C</b>	69	Noah Johnson (6-1, 287, Sr.-1L)
	55	Hayden Gillum (6-3, 296, So.-SQ)
<b>RG</b>	63	Ben Adler (6-4, 332, Jr.-1L)
	50	Cooper Beebe (6-3, 326, Fr.-RS) <b>OR</b>
	52	Taylor Poitier (6-2, 290, Fr.-RS)
<b>RT</b>	73	Christian Duffie (6-5, 303, So.-1L)
	50	Cooper Beebe (6-3, 326, Fr.-RS)
<b>TE</b>	0	Briley Moore (6-4, 250, Sr.-TR)
	87	Nick Lenners (6-5, 252, Jr.-3L)
<b>QB</b>	10	Skylar Thompson (6-2, 223, Sr.-3L)
	15	Will Howard (6-4, 230, Fr.-HS) <b>OR</b>
	17	Nick Ast (6-5, 219, Jr.-1L)
<b>FB</b>	29	Jax Dineen (5-10, 241, So.-1L)
	36	Mason Barta (6-1, 239, Jr.-2L)
<b>RB</b>	2	Harry Trotter (5-11, 202, Sr.-1L)
	33	Tyler Burns (6-0, 217, Sr.-1L) <b>OR</b>
	22	Deuce Vaughn (5-5, 168, Fr.-HS)
<b>WR</b>	21	Wykeen Gill (5-10, 184, Sr.-2L)
	23	Joshua Youngblood (5-10, 181, So.-1L)

## DEFENSE

<b>DE</b>	56	Wyatt Hubert (6-3, 270, Jr.-2L)
	40	Spencer Trussell (6-3, 232, So.-1L)
<b>DT</b>	59	Drew Wiley (6-4, 300, Sr.-3L)
	93	Jaylen Pickle (6-4, 313, So.-SQ)
<b>DT</b>	92	Eli Huggins (6-4, 294, Jr.-1L)
	15	Robert Hentz II (6-0, 291, Jr.-TR) <b>OR</b>
	5	Derick Newton (6-1, 271, So.-TR)
<b>DE</b>	90	Bronson Massie (6-4, 260, Sr.-3L)
	29	Khalid Duke (6-3, 244, So.-1L)
<b>MLB</b>	32	Justin Hughes (6-1, 229, Sr.-1L)
	22	Daniel Green (6-2, 238, So.-1L)
<b>WLB</b>	0	Elijah Sullivan (6-0, 215, Sr.-4L)
	55	Cody Fletcher (6-2, 224, Sr.-2L)
<b>NB</b>	26	Will Jones II (5-9, 183, Fr.-RS)
	19	Ross Elder (6-0, 180, Jr.-1L)
<b>CB</b>	12	AJ Parker (5-11, 178, Sr.-3L)
	6	Justin Gardner (6-2, 191, Jr.-TR)
<b>SS</b>	4	Wayne Jones (6-0, 208, So.-1L)
	24	Brock Monty (6-2, 211, Sr.-3L) <b>OR</b>
	14	Tyrone Lewis (5-11, 202, Fr.-RS)
<b>FS</b>	31	Jahron McPherson (6-1, 200, Sr.-2L)
	17	Ryan Henington (6-1, 206, Jr.-1L)
<b>CB</b>	3	Kiondre Thomas (6-0, 186, Sr.-TR) <b>OR</b>
	2	Lance Robinson (5-10, 194, So.-1L)








## SPECIALISTS















<b>PK</b>	10	Blake Lynch (5-5, 148, Sr.-2L)
	35	Taiten Winkel (6-0, 181, Jr.-TR)
<b>KO</b>	8	Ty Zentner (6-1, 198, Jr.-RS)
	35	Taiten Winkel (6-0, 181, Jr.-TR)
<b>HOLD</b>	43	Jack Blumer (6-2, 193, So.-SQ)
	8	Ty Zentner (6-1, 198, Jr.-RS)
<b>LONG</b>	49	Wesley Burris (5-10, 204, Sr.-1L)
<b>SNAP</b>	42	Randen Plattner (6-2, 221, So.-1L)

<b>SHORT</b>	42	Randen Plattner (6-2, 221, So.-1L)
<b>SNAP</b>	49	Wesley Burris (6-2, 221, So.-1L)
<b>P</b>	8	Ty Zentner (6-1, 198, Jr.-RS)
	43	Jack Blumer (6-2, 193, So.-SQ)
<b>KOR</b>	23	Joshua Youngblood (5-10, 181, So.-1L)
	4	Malik Knowles (6-2, 200, So.-1L)
<b>PR</b>	88	Phillip Brooks (5-7, 167, So.-1L)
	23	Joshua Youngblood (5-10, 181, So.-1L)

WR		<b>#4 Malik Knowles</b> 6-2, 200, So.-1L Mansfield, Texas (Lake Ridge)	<ul style="list-style-type: none"><li><b>LAST GAME:</b> Started at Oklahoma (9/26/20); No stats</li><li>Ranked 2nd on the team last season in catches, yards and receiving touchdowns.</li><li>Earned votes for Big 12 Offensive Freshman of the Year from the league's coaches.</li></ul>	<table><tr><th>Year</th><th>Rec.</th><th>Yds.</th><th>Avg</th><th>TD</th><th>LG</th></tr><tr><td>2020</td><td>1</td><td>27</td><td>27.0</td><td>0</td><td>27</td></tr><tr><td>CAR</td><td>38</td><td>524</td><td>13.8</td><td>5</td><td>70</td></tr></table> <b>Car. Highs:</b> Rec: 5; Yds: 99; TD: 2	Year	Rec.	Yds.	Avg	TD	LG	2020	1	27	27.0	0	27	CAR	38	524	13.8	5	70
	Year	Rec.	Yds.	Avg	TD	LG																
2020	1	27	27.0	0	27																	
CAR	38	524	13.8	5	70																	
	<b>#13 Chabastin (chuh-BASS-tin) Taylor</b> 6-4, 223, Jr.-2L Giddings, Texas (Giddings)	<ul style="list-style-type: none"><li><b>LAST GAME:</b> 2 rec, 45 yds, TD at Oklahoma (9/26/20)</li><li>Set a new career high with 98 yds against Arkansas State.</li><li>Saw action in 13 games last year with starts against Texas and Iowa State.</li></ul>	<table><tr><th>Year</th><th>Rec.</th><th>Yds.</th><th>Avg</th><th>TD</th><th>LG</th></tr><tr><td>2020</td><td>6</td><td>143</td><td>23.8</td><td>1</td><td>42</td></tr><tr><td>CAR</td><td>19</td><td>326</td><td>17.2</td><td>3</td><td>48</td></tr></table> <b>Car. Highs:</b> Rec: 4; Yds: 98; TD: 1	Year	Rec.	Yds.	Avg	TD	LG	2020	6	143	23.8	1	42	CAR	19	326	17.2	3	48	
Year	Rec.	Yds.	Avg	TD	LG																	
2020	6	143	23.8	1	42																	
CAR	19	326	17.2	3	48																	
LT		<b>#70 Kaitori (ka-TOR-ee) Levoston</b> 6-4, 345, So.-1L Waco, Texas (Midway)	<ul style="list-style-type: none"><li>Has earned first 2 career starts this season.</li><li>Saw time last season in a reserve role against Nicholls, Bowling Green, Oklahoma and Kansas.</li><li>Viewed as the 59th-best OT nationally in the Class of 2018 by 247Sports.</li></ul>	<table><tr><th>Year</th><th>GP/GS</th></tr><tr><td>2020</td><td>2/2</td></tr><tr><td>CAR</td><td>6/2</td></tr></table>	Year	GP/GS	2020	2/2	CAR	6/2												
	Year	GP/GS																				
2020	2/2																					
CAR	6/2																					
	<b>#71 Logan Long or #77 Carver Willis</b> 6-4, 315, Jr.-1L /// 6-5, 287, Fr.-HS Woodward, Okla. /// Durango, Colo.	<ul style="list-style-type: none"><li><b>LONG:</b> Was a tight end during his first three years in a program, but is transitioning to OL this year.</li><li><b>LONG:</b> Played in all 13 games in 2019, including the TCU contest when he earned his first-career start.</li><li><b>WILLIS:</b> Rated the 86th-best OT in the nation in the Class of 2020 by 247Sports.</li></ul>	<table><tr><th>LONG</th><th>GP/GS</th></tr><tr><td>2020</td><td>1/0</td></tr><tr><td>CAR</td><td>14/1</td></tr></table>	LONG	GP/GS	2020	1/0	CAR	14/1													
LONG	GP/GS																					
2020	1/0																					
CAR	14/1																					
LG		<b>#76 Josh Rivas</b> 6-6, 335, Jr.-2L Hutchinson, Kan. (Hutchinson)	<ul style="list-style-type: none"><li>Named a Second Team All-Big 12 performer by the Associated Press last year despite not starting a game.</li><li>Saw significant playing time in the regular rotation at guard during all 13 games of 2019.</li><li>Made two starts as a redshirt freshman in 2018 – at TCU and Iowa State.</li></ul>	<table><tr><th>Year</th><th>GP/GS</th></tr><tr><td>2020</td><td>2/2</td></tr><tr><td>CAR</td><td>27/4</td></tr></table>	Year	GP/GS	2020	2/2	CAR	27/4												
	Year	GP/GS																				
2020	2/2																					
CAR	27/4																					
	<b>#62 Dawson Delforge</b> 6-5, 318, Jr.-TR Wamego, Kan. (Butler CC)	<ul style="list-style-type: none"><li>Earned all-conference honors as a sophomore at Butler CC, helping the Grizzlies earn a 10-3 record.</li><li>Viewed as the 5th-best OG among 2020 CC prospects by ESPN, No. 6 by 247Sports and No. 9 by JCGridiron.com.</li><li>Prepped at nearby Wamego High School.</li></ul>	<table><tr><th>Year</th><th>GP/GS</th></tr><tr><td>2020</td><td>2/0</td></tr><tr><td>CAR</td><td>2/0</td></tr></table>	Year	GP/GS	2020	2/0	CAR	2/0													
Year	GP/GS																					
2020	2/0																					
CAR	2/0																					
C		<b>#69 Noah Johnson</b> 6-1, 287, Sr.-1L Wichita, Kan. (Butler CC)	<ul style="list-style-type: none"><li>Has earned his first 2 career starts to open the 2020 season.</li><li>Played as a reserve offensive lineman last year against Nicholls, Bowling Green and Kansas.</li><li>A two-time all-conference lineman at Butler CC who earned first-team accolades as a sophomore in 2017.</li></ul>	<table><tr><th>Year</th><th>GP/GS</th></tr><tr><td>2020</td><td>2/2</td></tr><tr><td>CAR</td><td>6/2</td></tr></table>	Year	GP/GS	2020	2/2	CAR	6/2												
	Year	GP/GS																				
2020	2/2																					
CAR	6/2																					
	<b>#55 Hayden Gillum</b> 6-3, 296, So.-SQ Plainville, Kan. (Plainville)	<ul style="list-style-type: none"><li>Played a majority of the second half in the season opener against Arkansas State.</li><li>Saw action in one game last year as a reserve center against Bowling Green.</li><li>Earned first team all-state honors as a prep in both 2016 and 2017.</li></ul>	<table><tr><th>Year</th><th>GP/GS</th></tr><tr><td>2020</td><td>2/0</td></tr><tr><td>CAR</td><td>3/0</td></tr></table>	Year	GP/GS	2020	2/0	CAR	3/0													
Year	GP/GS																					
2020	2/0																					
CAR	3/0																					
RG		<b>#63 Ben Adler</b> 6-4, 332, Jr.-1L Wichita, Kan. (Trinity Academy)	<ul style="list-style-type: none"><li>Earned his first 2 career starts this year.</li><li>Played as a reserve offensive lineman last season against Nicholls, Bowling Green and Kansas.</li><li>Rated the nation's 47th-best guard and the 4th-best player in Kansas in the Class of 2017 by Scout.</li></ul>	<table><tr><th>Year</th><th>GP/GS</th></tr><tr><td>2020</td><td>2/2</td></tr><tr><td>CAR</td><td>6/2</td></tr></table>	Year	GP/GS	2020	2/2	CAR	6/2												
	Year	GP/GS																				
2020	2/2																					
CAR	6/2																					
	<b>#55 Cooper Beebe or #52 Taylor Poitier</b> 6-2, 290, Fr.-RS /// 6-3, 326, Fr.-RS Shawnee, Kan. /// Kansas City, Kan.	<ul style="list-style-type: none"><li><b>POITIER:</b> Regarded as the 56th-best OG in the Class of 2019 by ESPN, while 247Sports ranked him 72nd.</li><li><b>POITIER:</b> Named to the Kansas Football Coaches Association Top-11 team among all classes in 2018.</li></ul>																				
RT		<b>#73 Christian Duffie</b> 6-5, 303, So.-1L Humble, Texas (Summer Creek)	<ul style="list-style-type: none"><li>Earned significant playing time at LT in a reserve role at Oklahoma.</li><li>Played as a reserve offensive lineman last season against Nicholls, Bowling Green and Kansas.</li><li>Viewed as the 45th-best OG in the Class of 2018 by ESPN.</li></ul>	<table><tr><th>Year</th><th>GP/GS</th></tr><tr><td>2020</td><td>1/0</td></tr><tr><td>CAR</td><td>4/0</td></tr></table>	Year	GP/GS	2020	1/0	CAR	4/0												
	Year	GP/GS																				
2020	1/0																					
CAR	4/0																					
	<b>#50 Cooper Beebe</b> 6-3, 326, Fr.-RS Kansas City, Kan. (Piper)	<ul style="list-style-type: none"><li>First 2 career starts have come this season.</li><li>Played against Bowling Green and Kansas last season as he preserved his redshirt.</li><li>Rated the 79th-best DT in the Class of 2019 by ESPN.</li></ul>	<table><tr><th>Year</th><th>GP/GS</th></tr><tr><td>2020</td><td>2/2</td></tr><tr><td>CAR</td><td>4/2</td></tr></table>	Year	GP/GS	2020	2/2	CAR	4/2													
Year	GP/GS																					
2020	2/2																					
CAR	4/2																					
TE		<b>#0 Briley Moore</b> 6-4, 250, Sr.-TR Blue Springs, Mo. (Univ. of Northern Iowa)	<ul style="list-style-type: none"><li><b>LAST GAME:</b> 4 rec, 31 yds at Oklahoma (9/26/20)</li><li>Had 6 catches vs. Arkansas State, most by a K-State TE in a game since 2012.</li><li>Began his SR year at UNI in 2019 but suffered a season-ending injury and earned a redshirt.</li></ul>	<table><tr><th>Year</th><th>Rec.</th><th>Yds.</th><th>Avg</th><th>TD</th><th>LG</th></tr><tr><td>2020</td><td>10</td><td>85</td><td>8.5</td><td>1</td><td>17</td></tr><tr><td>CAR</td><td>95</td><td>1,201</td><td>12.6</td><td>6</td><td>64</td></tr></table> <b>Car. Highs:</b> Rec: 7; Yds: 100; TD: 1 2016-19 at UNI	Year	Rec.	Yds.	Avg	TD	LG	2020	10	85	8.5	1	17	CAR	95	1,201	12.6	6	64
	Year	Rec.	Yds.	Avg	TD	LG																
2020	10	85	8.5	1	17																	
CAR	95	1,201	12.6	6	64																	
	<b>#87 Nick Lenners</b> 6-5, 252, Jr.-3L Lincoln, Neb. (Lincoln Southwest)	<ul style="list-style-type: none"><li><b>LAST GAME:</b> Started vs. Arkansas State (9/12/20); No stats</li><li>Earned First Team All-Big 12 honors as a fullback in 2019.</li><li>Had the most catches by a Wildcat FB or TE in a season since 2014.</li></ul>	<table><tr><th>Year</th><th>Rec.</th><th>Yds.</th><th>Avg</th><th>TD</th><th>LG</th></tr><tr><td>2020</td><td>0</td><td>0</td><td>0.0</td><td>0</td><td>0</td></tr><tr><td>CAR</td><td>13</td><td>163</td><td>12.5</td><td>1</td><td>24</td></tr></table> <b>Car. Highs:</b> Rec: 2; Yds: 34; TD: 1	Year	Rec.	Yds.	Avg	TD	LG	2020	0	0	0.0	0	0	CAR	13	163	12.5	1	24	
Year	Rec.	Yds.	Avg	TD	LG																	
2020	0	0	0.0	0	0																	
CAR	13	163	12.5	1	24																	
QB		<b>#10 Skylar Thompson</b> 6-2, 223, Sr.-3L Independence, Mo. (Fort Osage)	<ul style="list-style-type: none"><li><b>LAST GAME:</b> 18-for-25, 334 yds, TD; 9 att, 10 yds, 3 TD at Oklahoma (9/26/20)</li><li>Earned Big 12 Off. POTW, Davey O'Brien Great 8 and Manning Award Star of Week after OU.</li><li>Ranks in the top 10 of 12 K-State career records.</li></ul>	<table><tr><th>Year</th><th>Cpl-Att</th><th>Pct</th><th>Yds</th><th>TD/INT</th></tr><tr><td>2020</td><td>35-54</td><td>64.8</td><td>593</td><td>3/0</td></tr><tr><td>CAR</td><td>385-642</td><td>60.0</td><td>4,988</td><td>29/12</td></tr></table> <b>Car. Highs:</b> Cpl: 24; Att: 39; Yds: 344; TD: 3; INT: 2	Year	Cpl-Att	Pct	Yds	TD/INT	2020	35-54	64.8	593	3/0	CAR	385-642	60.0	4,988	29/12			
	Year	Cpl-Att	Pct	Yds	TD/INT																	
2020	35-54	64.8	593	3/0																		
CAR	385-642	60.0	4,988	29/12																		
	<b>#15 Will Howard or #17 Nick Ast (AUH-st)</b> 6-4, 230, Fr.-HS /// 6-5, 219, Jr.-1L Downingtown, Pa. /// Cimarron, Kan.	<ul style="list-style-type: none"><li><b>HOWARD'S LAST GAME:</b> 1-for-1, 24 yds; 1 att, -1 yd vs. Arkansas State (9/12/20)</li><li><b>HOWARD:</b> First ever K-State true FR QB to have a completion in a season opener.</li><li><b>AST'S LAST GAME:</b> Played vs. West Virginia (11/16/19); No stats</li></ul>	<table><tr><th>HOWARD</th><th>Cpl-Att</th><th>Pct</th><th>Yds</th><th>TD/INT</th></tr><tr><td>2020</td><td>1-1</td><td>100.0</td><td>24</td><td>0/0</td></tr><tr><td>CAR</td><td>1-1</td><td>100.0</td><td>24</td><td>0/0</td></tr></table> <b>Car. Highs:</b> Cpl: 1; Att: 1; Yds: 24	HOWARD	Cpl-Att	Pct	Yds	TD/INT	2020	1-1	100.0	24	0/0	CAR	1-1	100.0	24	0/0				
HOWARD	Cpl-Att	Pct	Yds	TD/INT																		
2020	1-1	100.0	24	0/0																		
CAR	1-1	100.0	24	0/0																		
FB		<b>#29 Jax Dineen (duh-NEEN)</b> 5-10, 241, So.-1L Lawrence, Kan. (Free State)	<ul style="list-style-type: none"><li><b>LAST GAME:</b> 1 rec, 24 yds vs. Arkansas State (9/12/20)</li><li>Started the 2020 season opener in addition to the 2019 game at Kansas.</li><li>Two older brothers (one active: Jay) have played linebacker at Kansas.</li></ul>	<table><tr><th>Year</th><th>Rec.</th><th>Yds.</th><th>Avg</th><th>TD</th><th>LG</th></tr><tr><td>2020</td><td>1</td><td>24</td><td>24.0</td><td>0</td><td>24</td></tr><tr><td>CAR</td><td>4</td><td>48</td><td>12.0</td><td>0</td><td>24</td></tr></table> <b>Car. Highs:</b> Rec: 1; Yds: 24	Year	Rec.	Yds.	Avg	TD	LG	2020	1	24	24.0	0	24	CAR	4	48	12.0	0	24
	Year	Rec.	Yds.	Avg	TD	LG																
2020	1	24	24.0	0	24																	
CAR	4	48	12.0	0	24																	
	<b>#36 Mason Barta</b> 6-1, 239, Jr.-2L Holton, Kan. (Holton)	<ul style="list-style-type: none"><li><b>LAST GAME:</b> Played at Oklahoma (9/26/20); No stats</li><li>Played in every game last year, including starts vs. OSU, BU, UT and TTU.</li></ul>	<table><tr><th>Year</th><th>Rec.</th><th>Yds.</th><th>Avg</th><th>TD</th><th>LG</th></tr><tr><td>2020</td><td>0</td><td>0</td><td>0.0</td><td>0</td><td>0</td></tr><tr><td>CAR</td><td>1</td><td>-2</td><td>0.0</td><td>0</td><td>0</td></tr></table> <b>Car. Highs:</b> Rec: 1	Year	Rec.	Yds.	Avg	TD	LG	2020	0	0	0.0	0	0	CAR	1	-2	0.0	0	0	
Year	Rec.	Yds.	Avg	TD	LG																	
2020	0	0	0.0	0	0																	
CAR	1	-2	0.0	0	0																	
RB		<b>#2 Harry Trotter</b> 5-11, 202, Sr.-1L Atchison, Kan. (Univ. of Louisville)	<ul style="list-style-type: none"><li><b>LAST GAME:</b> 16 att, 43 yds, TD; 2 rec, 8 yds vs. Arkansas State (9/12/20)</li><li>Has played in 14 of 15 games since last year, including 4 starts.</li><li>Finished 4th on the team in rushing yards last year, while he caught 3 passes for 16 yds.</li></ul>	<table><tr><th>Year</th><th>Att</th><th>Yds.</th><th>Avg</th><th>TD</th><th>LG</th></tr><tr><td>2020</td><td>16</td><td>43</td><td>2.7</td><td>1</td><td>24</td></tr><tr><td>CAR</td><td>86</td><td>333</td><td>3.9</td><td>4</td><td>24</td></tr></table> <b>Car. Highs:</b> Att: 20; Yds: 92; TD: 1 2017 at Louisville	Year	Att	Yds.	Avg	TD	LG	2020	16	43	2.7	1	24	CAR	86	333	3.9	4	24
	Year	Att	Yds.	Avg	TD	LG																
2020	16	43	2.7	1	24																	
CAR	86	333	3.9	4	24																	
	<b>#33 Tyler Burns or #22 Deuce Vaughn</b> 6-0, 217, Sr.-1L /// 5-5, 168, Fr.-HS Wichita, Kan. /// Round Rock, Texas	<ul style="list-style-type: none"><li><b>BURNS' LAST GAME:</b> 3 att, 7 yds at Oklahoma (9/26/20)</li><li><b>VAUGHN'S LAST GAME:</b> 8 att, 45 yds, TD; 4 rec, 129 yds at Oklahoma (9/26/20)</li><li><b>VAUGHN:</b> Regarded as the 17th-best all-purpose back in the Class of 2020 by 247Sports.</li></ul>	<table><tr><th>BURNS</th><th>Att</th><th>Yds.</th><th>Avg</th><th>TD</th><th>LG</th></tr><tr><td>2020</td><td>4</td><td>5</td><td>1.2</td><td>0</td><td>3</td></tr><tr><td>CAR</td><td>40</td><td>183</td><td>4.6</td><td>2</td><td>19</td></tr></table> <b>Car. Highs:</b> Att: 10; Yds: 64; TD: 1	BURNS	Att	Yds.	Avg	TD	LG	2020	4	5	1.2	0	3	CAR	40	183	4.6	2	19	
BURNS	Att	Yds.	Avg	TD	LG																	
2020	4	5	1.2	0	3																	
CAR	40	183	4.6	2	19																	
WR		<b>#21 Wykeen Gill</b> 5-10, 184, Sr.-2L Atchison, Kan. (Atchison)	<ul style="list-style-type: none"><li><b>LAST GAME:</b> 3 rec, 9 yds at Oklahoma (9/26/20)</li><li>Played in 11 games in 2019 with starts vs. BGSU, OSU and KU.</li><li>Registered first-career TD against TCU and had another one at Texas.</li></ul>	<table><tr><th>Year</th><th>Rec.</th><th>Yds.</th><th>Avg</th><th>TD</th><th>LG</th></tr><tr><td>2020</td><td>3</td><td>9</td><td>3.0</td><td>0</td><td>6</td></tr><tr><td>CAR</td><td>26</td><td>336</td><td>12.9</td><td>2</td><td>44</td></tr></table> <b>Car. Highs:</b> Rec: 3; Yds: 70; TD: 1	Year	Rec.	Yds.	Avg	TD	LG	2020	3	9	3.0	0	6	CAR	26	336	12.9	2	44
	Year	Rec.	Yds.	Avg	TD	LG																
2020	3	9	3.0	0	6																	
CAR	26	336	12.9	2	44																	
	<b>#23 Joshua Youngblood</b> 5-10, 181, So.-1L Tampa, Fla. (Berkeley Prep)	<ul style="list-style-type: none"><li><b>LAST GAME:</b> 1 att, 3 yds at Oklahoma (9/26/20)</li><li>Also rushed 11 times for 55 yards last year, which included a TD vs. Oklahoma.</li><li>Rushed for a career-high 26 yards last year against Iowa State.</li></ul>	<table><tr><th>Year</th><th>Rec.</th><th>Yds.</th><th>Avg</th><th>TD</th><th>LG</th></tr><tr><td>2020</td><td>0</td><td>0</td><td>0.0</td><td>0</td><td>0</td></tr><tr><td>CAR</td><td>9</td><td>73</td><td>8.1</td><td>0</td><td>12</td></tr></table> <b>Car. Highs:</b> Rec: 3; Yds: 15	Year	Rec.	Yds.	Avg	TD	LG	2020	0	0	0.0	0	0	CAR	9	73	8.1	0	12	
Year	Rec.	Yds.	Avg	TD	LG																	
2020	0	0	0.0	0	0																	
CAR	9	73	8.1	0	12																	



DE		<b>#56 Wyatt Hubert</b> 6-3, 270, Jr.-2L Topeka, Kan. (Shawnee Heights)	<ul style="list-style-type: none"> <li><b>LAST GAME:</b> Sack, FF at Oklahoma (9/26/20)</li> <li>A Preseason All-Big 12 selection and on the watch list for the Bednarik and Nagurski.</li> <li>Ranks 6th nationally among active players in career sacks/gm (0.50).</li> </ul>	Year U-A-T TFL-Yds. Sk-Yds INT PD F/R 2020 2-0-2 2-0-9 0 0 1/0 <b>CAR 55-14-69 23-0-113 13-5-93 1 2 2/0</b> Car. Highs: Tackles: 5; TFL: 2.0; Sacks: 2.0; FF: 1
		<b>#40 Spencer Trussell</b> 6-3, 232, So.-1L Arlington, Texas (Martin)	<ul style="list-style-type: none"> <li><b>LAST GAME:</b> Played at Oklahoma (9/26/20); No stats</li> <li>Saw action in 3 games last year as a reserve DE and in first 2 games of 2020.</li> <li>Viewed as the 79th-best DE in the nation for the Class of 2018 by ESPN.</li> </ul>	Year U-A-T TFL-Yds. Sk-Yds INT PD F/R 2020 1-0-1 0-0-0 0 0 0/0 <b>CAR 2-0-2 0-0-0 0-0-0 0 0 0/0</b> Car. Highs: Tackles: 1
DT		<b>#59 Drew Wiley</b> 6-4, 300, Sr.-3L Vinton, Iowa (Vinton-Shellsburg)	<ul style="list-style-type: none"> <li><b>LAST GAME:</b> 4 tackles, 0.5 TFL, FR at Oklahoma (9/26/20)</li> <li>Has played in all 40 games since true FR year of 2017, but has made first 2 starts this year.</li> <li>Carded first-career sack in season opener against Arkansas State.</li> </ul>	Year U-A-T TFL-Yds. Sk-Yds INT PD F/R 2020 3-3-6 1-5-6 1-0-6 0 0 0/1 <b>CAR 15-12-27 3-5-11 1-0-6 0 1 0/1</b> Car. Highs: Tackles: 4; TFL: 1.0; Sacks: 1.0
		<b>#93 Jaylen Pickle</b> 6-4, 313, So.-SQ Cimarron, Kan. (Cimarron)	<ul style="list-style-type: none"> <li><b>LAST GAME:</b> 4 tackles at Oklahoma (9/26/20)</li> <li>Earned first-career start in K-State's win at No. 3 Oklahoma.</li> <li>Rated the 44th-best DT in the nation for the Class of 2018 by Rivals.</li> </ul>	Year U-A-T TFL-Yds. Sk-Yds INT PD F/R 2020 0-4-4 0-0-0 0-0-0 0 0 0/0 <b>CAR 0-4-4 0-0-0 0-0-0 0 0 0/0</b> Car. Highs: Tackles: 4
DT		<b>#92 Eli Huggins</b> 6-4, 294, Jr.-1L Cumming, Ga. (West Forsyth)	<ul style="list-style-type: none"> <li><b>LAST GAME:</b> 3 tackles, sack vs. Arkansas State (9/12/20)</li> <li>Saw action in 6 games in 2019 as a reserve DT before starting for first time vs. ASU.</li> <li>Also recorded his first-career sack against Arkansas State.</li> </ul>	Year U-A-T TFL-Yds. Sk-Yds INT PD F/R 2020 3-0-3 1-0-10 1-0-10 0 0 0/0 <b>CAR 6-3-9 2-0-14 1-0-10 0 0 0/0</b> Car. Highs: Tackles: 3; TFL: 1.0; Sacks: 1.0
		<b>#15 Robert Hentz II or #5 Derick Newton</b> 6-0, 291, Jr.-TR /// 6-1, 271, So.-TR Batesville, Miss. /// Douglas, Ga.	<ul style="list-style-type: none"> <li><b>HENTZ II'S LAST GAME:</b> 1 tackle at Oklahoma (9/26/20)</li> <li><b>HENTZ II:</b> Regarded as the 4th-best CC DT in the Class of 2020 by 247Sports.</li> <li><b>NEWTON'S LAST GAME:</b> Played at Oklahoma (9/26/20); No stats</li> </ul>	HENTZ U-A-T TFL-Yds. Sk-Yds INT PD F/R 2020 1-2-3 0-0-0 0-0-0 0 0 0/0 <b>CAR 1-2-3 0-0-0 0-0-0 0 0 0/0</b> Car. Highs: Tackles: 2
DE		<b>#90 Bronson Massie</b> 6-4, 260, Sr.-3L Lufkin, Texas (Lufkin)	<ul style="list-style-type: none"> <li><b>LAST GAME:</b> 2 tackles, sack at Oklahoma (9/26/20)</li> <li>Had a key sack late in the 4th Q in K-State's win at No. 3 Oklahoma.</li> <li>Played in 11 games last year as part of the regular rotation at DE.</li> </ul>	Year U-A-T TFL-Yds. Sk-Yds INT PD F/R 2020 3-1-4 2-0-13 1-0-11 0 0 0/0 <b>CAR 18-14-32 3-5-31 2-0-28 0 2 0/1</b> Car. Highs: Tackles: 6; TFL: 1.0; Sacks: 1.0; PD: 1
		<b>#29 Khalid (kuh-LEED) Duke</b> 6-3, 244, So.-1L Atlanta, Ga. (Riverside Military Academy)	<ul style="list-style-type: none"> <li><b>LAST GAME:</b> 9 tackles, TFL at Oklahoma (9/26/20)</li> <li>Earned his first-career start at Oklahoma.</li> <li>Originally entered the program as a LB, but moved to DE during fall camp.</li> </ul>	Year U-A-T TFL-Yds. Sk-Yds INT PD F/R 2020 3-6-9 1-0-3 0-0-0 0 0 0/0 <b>CAR 8-8-16 4-0-21 2-0-14 0 1 0/1</b> Car. Highs: Tackles: 9; TFL: 1.0; Sacks: 1.0; PD: 1
MLB		<b>#32 Justin Hughes</b> 6-1, 229, Sr.-1L Tucker, Ga. (Tucker)	<ul style="list-style-type: none"> <li><b>LAST GAME:</b> 10 tackles at Oklahoma (9/26/20)</li> <li>Started the final 7 games of 2018, finishing 3rd on the team in tackles.</li> <li>Suffered a season-ending injury in 2019 spring practices, but earned a medical hardship.</li> </ul>	Year U-A-T TFL-Yds. Sk-Yds INT PD F/R 2020 9-7-16 0-0-0 0-0-0 0 1 0/0 <b>CAR 51-25-76 7-0-18 0-0-0 0 1 2/1</b> Car. Highs: Tackles: 11; TFL: 3.0
		<b>#22 Daniel Green</b> 6-2, 238, So.-1L Portland, Ore. (Madison)	<ul style="list-style-type: none"> <li><b>LAST GAME:</b> 1 tackle at Oklahoma (9/26/20)</li> <li>Played in every game last year as part of the regular rotation at LB.</li> <li>Carded a season-high 7 tackles last season at Mississippi State.</li> </ul>	Year U-A-T TFL-Yds. Sk-Yds INT PD F/R 2020 4-1-5 0-0-0 0-0-0 0 0 0/0 <b>CAR 22-17-39 3-5-17 2-0-12 0 3 1/1</b> Car. Highs: Tackles: 7; TFL: 1.0; Sack: 1.0; PD: 1
WLB		<b>#0 Elijah Sullivan</b> 6-0, 215, Sr.-4L Tucker, Ga. (Tucker)	<ul style="list-style-type: none"> <li><b>LAST GAME:</b> 4 tackles, INT at Oklahoma (9/26/20)</li> <li>Led the team in tackles a year ago en route to Honorable Mention All-Big 12 accolades.</li> <li>Named Liberty Bowl Team Defensive MVP after a career-high 11 tackles vs. Navy.</li> </ul>	Year U-A-T TFL-Yds. Sk-Yds INT PD F/R 2020 6-3-9 0-0-0 0-0-0 1 1 0/0 <b>CAR 85-28-113 6-0-15 2-0-10 2 6 2/1</b> Car. Highs: Tackles: 11; TFL: 1.5; INT: 1; PD: 2
		<b>#55 Cody Fletcher</b> 6-2, 224, Sr.-2L Henrietta, Texas (Tyler JC)	<ul style="list-style-type: none"> <li><b>LAST GAME:</b> 3 tackles at Oklahoma (9/26/20)</li> <li>Played in each of the final 7 games of 2019 after recovering from an injury.</li> <li>Notched a career-best 2 pass breakups at Texas Tech last year.</li> </ul>	Year U-A-T TFL-Yds. Sk-Yds INT PD F/R 2020 2-3-5 1-0-3 0-0-0 0 0 0/0 <b>CAR 20-10-30 1-0-3 0-0-0 0 3 0/0</b> Car. Highs: Tackles: 6; PD: 3
NB		<b>#26 Will Jones II</b> 5-9, 183, Fr.-RS Mansfield, Texas (Summit)	<ul style="list-style-type: none"> <li><b>LAST GAME:</b> 3 tackles at Oklahoma (9/26/20)</li> <li>First Wildcat with blkd punt and INT in same game since 2008 when he did so vs. ASU.</li> <li>Saw action in 4 gms last year as a reserve DB and on special teams, but retained redshirt.</li> </ul>	Year U-A-T TFL-Yds. Sk-Yds INT PD F/R 2020 2-1-3 0-0-0 0-0-0 1 1 0/0 <b>CAR 3-1-4 1-0-3 0-0-0 1 1 0/0</b> Car. Highs: Tackles: 3; TFL: 1.0; INT: 1; PD: 1
		<b>#19 Ross Elder</b> 6-0, 180, Jr.-1L Kansas City, Mo. (Rockhurst)	<ul style="list-style-type: none"> <li><b>LAST GAME:</b> 6 tackles at Oklahoma (9/26/20)</li> <li>Has played in 25 games over the last 2 years, but earned first-career start at OU.</li> <li>A two-time First Team Academic All-Big 12 performer.</li> </ul>	Year U-A-T TFL-Yds. Sk-Yds INT PD F/R 2019 1-5-6 0-0-0 0-0-0 0 0 0/1 <b>CAR 2-10-12 0-0-0 0-0-0 0 1 0/1</b> Car. Highs: Tackles: 6; PD: 1
CB		<b>#12 AJ Parker</b> 5-11, 178, Sr.-3L Bartlesville, Okla. (Bartlesville)	<ul style="list-style-type: none"> <li><b>LAST GAME:</b> 8 tackles, 0.5 TFL, PD, Blkd Punt at Oklahoma (9/26/20)</li> <li>Currently tied for 17th nationally among active players in PDs, tied for 23rd in INTs.</li> <li>Picked up All-Big 12 accolades despite missing the final 4 games of 2019.</li> </ul>	Year U-A-T TFL-Yds. Sk-Yds INT PD F/R 2020 6-4-10 0-5-1 0-0-0 0 4 0/0 <b>CAR 92-23-115 5-5-12 0-0-0 5 23 0/0</b> Car. Highs: Tackles: 9; TFL: 1.0; INT: 1; PD: 3
		<b>#6 Justin Gardner</b> 6-2, 191, Jr.-TR Charlotte, N.C. (Hutchinson CC)	<ul style="list-style-type: none"> <li><b>LAST GAME:</b> 3 tackles, INT at Oklahoma (9/26/20)</li> <li>Earned first-career start and tallied first-career interception at Oklahoma.</li> <li>Viewed as the 18th-best CC cornerback in the Class of 2020 by ESPN and 247Sports.</li> </ul>	Year U-A-T TFL-Yds. Sk-Yds INT PD F/R 2020 3-0-3 0-0-0 0-0-0 1 1 0/0 <b>CAR 5-0-5 0-0-0 0-0-0 1 1 0/0</b> Car. Highs: Tackles: 3; INT: 1; PD: 1 <i>2018 at Oregon St.</i>
SS		<b>#4 Wayne Jones</b> 6-0, 208, So.-1L Owasso, Okla. (Owasso)	<ul style="list-style-type: none"> <li><b>LAST GAME:</b> 2 tackles at Oklahoma (9/26/20)</li> <li>Started all 13 games in 2019, finishing 4th on the team in tackles.</li> <li>Carded a career-high 11 stops against TCU last season.</li> </ul>	Year U-A-T TFL-Yds. Sk-Yds INT PD F/R 2020 7-1-8 0-0-0 0-0-0 0 0 0/1 <b>CAR 45-21-66 0-5-2 0-0-0 0 1 0/1</b> Car. Highs: Tackles: 11; TFL: 0.5; PD: 1
		<b>#24 Brock Monty or #14 Tyrone Lewis</b> 6-2, 211, Sr.-3L /// 5-11, 202, Fr.-RS Wichita, Kan. /// Hammond, La.	<ul style="list-style-type: none"> <li><b>MONTY'S LAST GAME:</b> 1 tackle at Oklahoma (9/26/20)</li> <li><b>MONTY:</b> Blocked 2 punts in 2018, one vs. Oklahoma State and another vs. Texas Tech.</li> <li><b>LEWIS' LAST GAME:</b> Played at Oklahoma (9/26/20); No stats</li> </ul>	MONTY U-A-T TFL-Yds. Sk-Yds INT PD F/R 2020 3-0-3 0-0-0 0-0-0 0 0 0/0 <b>CAR 19-2-21 0-0-0 0-0-0 0 0 0/0</b> Car. Highs: Tackles: 2
FS		<b>#31 Jahron (juh-RON) McPherson</b> 6-1, 200, Sr.-2L Basehor, Kan. (Butler CC)	<ul style="list-style-type: none"> <li><b>LAST GAME:</b> 11 tackles, TFL, FF, INT at Oklahoma (9/26/20)</li> <li>Earned Walter Camp National Defensive Player of the Week honors after OU game.</li> <li>Played in 13 games a year ago with 12 starts a nickelback.</li> </ul>	Year U-A-T TFL-Yds. Sk-Yds INT PD F/R 2020 6-5-11 1-0-11 0-0-0 1 1 1/0 <b>CAR 44-22-66 2-0-13 0-0-0 3 5 1/0</b> Car. Highs: Tackles: 11; TFL: 1.0; INT: 1; PD: 2
		<b>#17 Ryan Henington</b> 6-1, 206, Jr.-1L Junction City, Kan. (Junction City)	<ul style="list-style-type: none"> <li><b>LAST GAME:</b> 5 tackles vs. Arkansas State (9/12/20)</li> <li>Transitioning from QB to DB in 2020.</li> <li>Played in 7 games last year, primarily on special teams.</li> </ul>	Year U-A-T TFL-Yds. Sk-Yds INT PD F/R 2020 5-0-5 0-0-0 0-0-0 0 0 0/0 <b>CAR 6-0-6 0-0-0 0-0-0 0 0 0/0</b> Car. Highs: Tackles: 5
CB OR		<b>#3 Kiondre (key-ON-dre) Thomas</b> 6-0, 186, Sr.-TR Fort Smith, Ark. (Univ. of Minnesota)	<ul style="list-style-type: none"> <li><b>LAST GAME:</b> 3 tackles vs. Arkansas State (9/12/20)</li> <li>Played in 32 career games over 3 years at Minnesota with 16 starts.</li> <li>Had his first-career INT last season at Fresno State.</li> </ul>	Year U-A-T TFL-Yds. Sk-Yds INT PD F/R 2020 3-0-3 0-0-0 0-0-0 0 0 0/0 <b>CAR 67-11-78 2-0-8 0-0-0 1 7 1/1</b> Car. Highs: Tackles: 8; TFL: 1.0; INT: 1; PD: 2 <i>2017-19 at Minn.</i>
		<b>#2 Lance Robinson</b> 5-10, 194, So.-1L New Orleans, La. (De La Salle)	<ul style="list-style-type: none"> <li><b>LAST GAME:</b> 4 tackles, PD vs. Arkansas State (9/12/20)</li> <li>Saw action in all 13 games last year, including starts in the final 3 games.</li> <li>Also finished the year 4th on the team in special teams tackles with four.</li> </ul>	Year U-A-T TFL-Yds. Sk-Yds INT PD F/R 2020 4-0-4 0-0-0 0-0-0 0 1 0/0 <b>CAR 21-5-26 1-0-4 0-0-0 0 3 0/0</b> Car. Highs: Tackles: 4; TFL: 1.0; PD: 1

PK		<b>#10 Blake Lynch</b> 5-5, 148, Sr.-2L Goddard, Kan. (Eisenhower)	<ul style="list-style-type: none"><li>• <b>LAST GAME AT PK:</b> 1-for-1 FG, 5-for-5 XP at Oklahoma (9/26/20)</li><li>• Currently ranks 2nd in school history in career FG %, while his 35 makes are 8th.</li><li>• Was true on a career-long 50-yd FG at No. 3 OU, the longest game-winner in K-State history.</li></ul>	<table><tr><th>YEAR</th><th>FGM-A</th><th>Pct.</th><th>LG</th><th>XPm-A</th><th>Pct.</th></tr><tr><td>2020</td><td>2-5</td><td>50.0</td><td>50</td><td>9-9</td><td>100.0</td></tr><tr><td>CAR</td><td>35-41</td><td>85.4</td><td>50</td><td>74-75</td><td>98.7</td></tr></table> Car. Highs: FG: 4; XP: 7	YEAR	FGM-A	Pct.	LG	XPm-A	Pct.	2020	2-5	50.0	50	9-9	100.0	CAR	35-41	85.4	50	74-75	98.7
	YEAR	FGM-A	Pct.	LG	XPm-A	Pct.																
2020	2-5	50.0	50	9-9	100.0																	
CAR	35-41	85.4	50	74-75	98.7																	
	<b>#35 Taiten Winkel</b> 6-0, 181, Jr.-TR Halstead, Kan. (Butler CC)	<ul style="list-style-type: none"><li>• Punted 49 times for a 38.7-yd avg last year at Butler CC.</li><li>• Picked up second team all-conference honors in 2019.</li></ul>																				
KO		<b>#8 Ty Zentner</b> 6-1, 198, Jr.-RS Topeka, Kan. (Butler CC)	<ul style="list-style-type: none"><li>• <b>LAST GAME AT KO:</b> 7 KO, 50.7-yd avg, 6 TB at Oklahoma (9/26/20)</li><li>• Served as a kickoff specialist in 4 games last year as he retained his redshirt.</li><li>• Had career-high 6 touchbacks this year at Oklahoma.</li></ul>	<table><tr><th>Year</th><th>No.</th><th>Yards</th><th>Avg.</th><th>TB</th></tr><tr><td>2020</td><td>11</td><td>613</td><td>55.7</td><td>8</td></tr><tr><td>CAR</td><td>29</td><td>1,698</td><td>58.6</td><td>22</td></tr></table> Car. Highs: KO: 7; Avg: 63.0; TB: 6	Year	No.	Yards	Avg.	TB	2020	11	613	55.7	8	CAR	29	1,698	58.6	22			
	Year	No.	Yards	Avg.	TB																	
2020	11	613	55.7	8																		
CAR	29	1,698	58.6	22																		
	<b>#35 Taiten Winkel</b> 6-0, 181, Jr.-TR Halstead, Kan. (Butler CC)																					
HLD		<b>#43 Jack Blumer</b> 6-2, 193, So.-SQ Marysville, Kan. (Marysville)	<ul style="list-style-type: none"><li>• Held for all FG and PAT attempts against Arkansas State.</li></ul>																			
		<b>#8 Ty Zentner</b> 6-1, 198, Jr.-RS Topeka, Kan. (Butler CC)	<ul style="list-style-type: none"><li>• Has not held during his time at K-State.</li></ul>																			
LS OR		<b>#49 Wesley Burris</b> 5-10, 204, Sr.-1L Olathe, Kan. (Olathe East)	<ul style="list-style-type: none"><li>• Has played in 13 game since the start of 2019.</li><li>• Snapped on all 66 punt attempts over last two seasons.</li></ul>	<table><tr><th>Year</th><th>Games</th></tr><tr><td>2020</td><td>2</td></tr><tr><td>CAR</td><td>14</td></tr></table>	Year	Games	2020	2	CAR	14												
	Year	Games																				
2020	2																					
CAR	14																					
	<b>#42 Randen Plattner</b> 6-2, 221, So.-1L Parkville, Mo. (Park Hill)	<ul style="list-style-type: none"><li>• Has snapped in all 15 games since the beginning of last year, snapping on all FG and XP attempts.</li><li>• A First Team Academic All-Big 12 performer.</li></ul>	<table><tr><th>Year</th><th>Games</th></tr><tr><td>2020</td><td>2</td></tr><tr><td>CAR</td><td>15</td></tr></table>	Year	Games	2020	2	CAR	15													
Year	Games																					
2020	2																					
CAR	15																					
P		<b>#8 Ty Zentner</b> 6-1, 196, Jr.-TR Topeka, Kan. (Butler CC)	<ul style="list-style-type: none"><li>• <b>LAST GAME PUNTING:</b> 3 punts, 41.3-yd avg, 2 in20 at Oklahoma (9/26/20)</li><li>• Earned first team all-conference honors as a punter at Butler CC in 2018.</li><li>• Held a 39.5-yard average on 64 punts for the Grizzlies that season.</li></ul>	<table><tr><th>Year</th><th>Punts</th><th>Yds.</th><th>Avg.</th><th>LG</th><th>I20</th></tr><tr><td>2020</td><td>5</td><td>200</td><td>40.0</td><td>44</td><td>3</td></tr><tr><td>CAR</td><td>5</td><td>200</td><td>40.0</td><td>44</td><td>3</td></tr></table> Car. Highs: Punts: 3; Avg: 41.3; in20: 2	Year	Punts	Yds.	Avg.	LG	I20	2020	5	200	40.0	44	3	CAR	5	200	40.0	44	3
	Year	Punts	Yds.	Avg.	LG	I20																
2020	5	200	40.0	44	3																	
CAR	5	200	40.0	44	3																	
	<b>#43 Jack Blumer</b> 6-2, 193, So.-SQ Marysville, Kan. (Marysville)	<ul style="list-style-type: none"><li>• <b>LAST GAME PUNTING:</b> 3 punts, 39.7-yd avg at Oklahoma (9/26/20)</li><li>• A first team all-state player at Marysville as both a QB and P in 2017.</li><li>• Named the 3A Sports in Kansas Player of the Year and was the 2018 Shrine Bowl East MVP.</li></ul>	<table><tr><th>Year</th><th>Punts</th><th>Yds.</th><th>Avg.</th><th>LG</th><th>I20</th></tr><tr><td>2020</td><td>5</td><td>208</td><td>41.6</td><td>54</td><td>1</td></tr><tr><td>CAR</td><td>5</td><td>208</td><td>41.6</td><td>54</td><td>1</td></tr></table> Car. Highs: Punts: 3; Avg: 44.5; in20: 1	Year	Punts	Yds.	Avg.	LG	I20	2020	5	208	41.6	54	1	CAR	5	208	41.6	54	1	
Year	Punts	Yds.	Avg.	LG	I20																	
2020	5	208	41.6	54	1																	
CAR	5	208	41.6	54	1																	
KOR		<b>#23 Joshua Youngblood</b> 5-10, 181, So.-1L Tampa, Fla. (Berkeley Prep)	<ul style="list-style-type: none"><li>• <b>LAST GAME RETURNING:</b> 3 ret, 54 yds at Oklahoma (9/26/20)</li><li>• A 2019 All-American KOR by multiple outlets and the Big 12 Special Teams Player of the Year.</li><li>• Returned a nation-leading 3 kickoffs for TDs, ranking 3rd in Big 12 history.</li></ul>	<table><tr><th>Year</th><th>Ret.</th><th>Yds.</th><th>Avg.</th><th>TD</th><th>LG</th></tr><tr><td>2020</td><td>3</td><td>54</td><td>18.0</td><td>0</td><td>22</td></tr><tr><td>CAR</td><td>17</td><td>556</td><td>32.7</td><td>3</td><td>100</td></tr></table> Car. Highs: Ret: 3; Yds: 100; TD: 1	Year	Ret.	Yds.	Avg.	TD	LG	2020	3	54	18.0	0	22	CAR	17	556	32.7	3	100
	Year	Ret.	Yds.	Avg.	TD	LG																
2020	3	54	18.0	0	22																	
CAR	17	556	32.7	3	100																	
	<b>#4 Malik Knowles</b> 6-2, 200, So.-1L Mansfield, Texas (Lake Ridge)	<ul style="list-style-type: none"><li>• <b>LAST GAME RETURNING:</b> 3 ret, 55 yds vs. Arkansas State (9/12/20)</li><li>• Returned a kickoff 100 yds at Mississippi State to tie the game in the 4th Q.</li><li>• Earned Big 12 Special Teams Player of the Week honors after Mississippi State game.</li></ul>	<table><tr><th>Year</th><th>Ret.</th><th>Yds.</th><th>Avg.</th><th>TD</th><th>LG</th></tr><tr><td>2020</td><td>3</td><td>55</td><td>18.3</td><td>0</td><td>26</td></tr><tr><td>CAR</td><td>10</td><td>289</td><td>28.9</td><td>1</td><td>100</td></tr></table> Car. Highs: Ret: 3; Yds: 124; TD: 1	Year	Ret.	Yds.	Avg.	TD	LG	2020	3	55	18.3	0	26	CAR	10	289	28.9	1	100	
Year	Ret.	Yds.	Avg.	TD	LG																	
2020	3	55	18.3	0	26																	
CAR	10	289	28.9	1	100																	
PR		<b>#88 Phillip Brooks</b> 5-7, 167, Fr.-RS Lee's Summit, Mo. (Lee's Summit West)	<ul style="list-style-type: none"><li>• <b>LAST GAME RETURNING:</b> 2 ret, 17 yds vs. Arkansas State (9/12/20)</li><li>• Tied for 3rd nationally in punt return TDs in 2019 as he had a 66-yarder vs. Navy.</li></ul>	<table><tr><th>Year</th><th>Ret.</th><th>Yds.</th><th>Avg.</th><th>TD</th><th>LG</th></tr><tr><td>2020</td><td>2</td><td>17</td><td>8.5</td><td>0</td><td>17</td></tr><tr><td>CAR</td><td>11</td><td>143</td><td>13.0</td><td>1</td><td>66</td></tr></table> Car. Highs: Ret: 2; Yds: 66; TD: 1	Year	Ret.	Yds.	Avg.	TD	LG	2020	2	17	8.5	0	17	CAR	11	143	13.0	1	66
	Year	Ret.	Yds.	Avg.	TD	LG																
2020	2	17	8.5	0	17																	
CAR	11	143	13.0	1	66																	
	<b>#23 Joshua Youngblood</b> 5-10, 181, So.-1L Tampa, Fla. (Berkeley Prep)	<ul style="list-style-type: none"><li>• <b>LAST GAME RETURNING:</b> 3 ret, 10 yds at Kansas (11/2/19)</li></ul>	<table><tr><th>Year</th><th>Ret.</th><th>Yds.</th><th>Avg.</th><th>TD</th><th>LG</th></tr><tr><td>2020</td><td>0</td><td>0</td><td>0.0</td><td>0</td><td>0</td></tr><tr><td>CAR</td><td>4</td><td>8</td><td>2.0</td><td>0</td><td>9</td></tr></table> Car. Highs: Ret: 3; Yds: 10	Year	Ret.	Yds.	Avg.	TD	LG	2020	0	0	0.0	0	0	CAR	4	8	2.0	0	9	
Year	Ret.	Yds.	Avg.	TD	LG																	
2020	0	0	0.0	0	0																	
CAR	4	8	2.0	0	9																	

## IN-SEASON BIRTHDAYS

Several Wildcats celebrate their birthdays during the 2020 regular season season. Below is a list of those players and coaches in addition to the game days for reference.

### SEPTEMBER

5 – Tyler Burns (1996)  
 5 – Jackson Smith (2001)  
 9 – Jacardia Wright (2000)  
 10 – Drew Wiley (1998)  
 12 – ARKANSAS STATE  
 12 – Jake Huggins (1998)  
 12 – Jay Harris (2001)  
 14 – Chabastin Taylor (1998)  
 14 – Konner Fox (2000)  
 15 – Tre Eaton (2000)  
 18 – Landry Weber (1998)  
 19 – Collin Klein  
 19 – Ryan Henington (1998)  
 19 – Phillip Brooks (1999)  
 21 – Marshall Kellner (1999)

22 – Ben Driver (2000)  
 23 – TJ Smith (2001)  
 24 – Will Howard (2001)  
 24 – Owen Lawson (2001)  
 25 – Gabe Hoover (2000)  
 26 – AT OKLAHOMA  
 27 – Chris Klieman  
 27 – Jonathan Alexander (1999)

### OCTOBER

1 – Jaylen Carter (2001)  
 1 – Christian Moore (2001)  
 3 – TEXAS TECH  
 10 – AT TCU  
 11 – Justin Gardner (1999)  
 17 – Ben Adler (1998)

18 – Spencer Trussell (1998)  
 20 – Hayden Gillum (1999)  
 20 – Derick Newton (1999)  
 23 – Courtney Messingham  
 24 – KANSAS  
 26 – Jairus Kennedy (2001)  
 28 – Kaitori Leveston (1999)  
 31 – AT WEST VIRGINIA

### NOVEMBER

2 – Deuce Vaughn (2001)  
 4 – Bronson Massie (1997)  
 4 – Ekow Boye-Doe (1999)  
 5 – Nick Allen (1999)  
 8 – Buddy Wyatt  
 7 – OKLAHOMA STATE

10 – Michael Book (2001)  
 11 – Harrison Creed (1998)  
 11 – Thomas Grayson (2000)  
 16 – Demarquesse Hayes (2001)  
 19 – Witt Mitchum (2001)  
 20 – Ronald Triplette (2001)  
 21 – AT IOWA STATE  
 23 – Tee Denson (2001)  
 24 – Justin Eichman (1997)  
 28 – AT BAYLOR

### DECEMBER

5 – TEXAS

## #10 SKYLAR THOMPSON



- ★ Big 12 Off. Player of the Week (OU)
- ★ Davey O'Brien Award Great 9 List (OU)
- ★ Manning Award Star of the Week (OU)
- ★ 2020 Maxwell Award watch list
- ★ 2020 Manning Award watch list
- ★ 2020 Wuerffel Trophy + watch list
- ★ 2019 Honorable Mention All-Big 12

• Currently ranked in the top 10 in 12 career categories (see page 44).

• Needs just 12 passing yards to become the second player in school history to throw for 5,000 yards and rush for 1,000 yards.

• Ranks 5th nationally among active QB in rushing TDs (22), while he is 20th nationally among active players with 6,050 career total offensive yards, 19th in touchdowns responsible for,

• Has engineered 5 career TD drives in the 4th quarter to either tie or take the lead – 2017 at Texas Tech and against Iowa State; 2019 at Mississippi State and against TCU; 2020 at Oklahoma.

• His 5 game-tying or winning drives ranks second among K-State QBs since 1990 (**Collin Klein** – 6).

• Has started 29 career games – the 3rd most among K-State QBs since 1990 – including a current streak of 16.

• Set a career high in passing yards (344) to lead K-State to a win at No. 3 Oklahoma, the first time in school history the Wildcats defeated an AP top-5 team on the road... It was K-State's first 300-yard passing game since the 2017 season opener.

• Recorded 3 second-half rushing TDs, giving him 8 in his career against OU (36.4% of his career rush TDs).

• Earned Big 12 Offensive Player of the Week and Davey O'Brien Great 8 Award following his performance against the Sooners.

• Finished the 2019 season ranked 10th in K-State history in single-season completions, while he tied for 10th in touchdowns responsible for (23).

• Had 7 rushing scores over a two-game stretch last year against No. 5 Oklahoma and Kansas, the most by a K-State QB over a two-game span since Collin Klein in 2012.

• Had 4 rushing scores against the Sooners, tied for the 3rd most in a game in school history and the 4th most among all players in the nation in 2019.

• Also threw for 213 yards on 18-of-28 aim against the Sooners as he earned Maxwell Award Player of the Week, Davey O'Brien Award Great 8 List and Manning Award Star of the Week accolades.

## 6-2 • 212 • SR.-3L • INDEPENDENCE, MISSOURI • FORT OSAGE HS

GAME HIGHS	COMPLETIONS	PASSING TOUCHDOWNS	RUSHING YARDS
	2020.....18, at Oklahoma (9/26/20)	2020..... 2, vs. Arkansas State (9/12/20)	2020.....10, at Oklahoma (9/16/20)
	Career .....24, vs. West Virginia (11/16/19)	Career ..... 3, twice	Career .....127, at Kansas (11/2/19)
	ATTEMPTS	LONG PASS	RUSHING TOUCHDOWNS
	2020..... 29, vs. Arkansas State (9/12/20)	2020.....78, at Oklahoma (9/26/20)	2020..... 3, at Oklahoma (9/16/20)
	Career .....39, vs. West Virginia (11/16/19)	Career .....78, at Oklahoma (9/26/20)	Career ..... 4, vs. Oklahoma (10/26/19)
	PASSING YARDS	RUSHING ATTEMPTS	LONG RUSH
	2020.....344, at Oklahoma (9/26/20)	2020.....17, at Oklahoma (9/26/20)	2020.....10, vs. Arkansas State (9/12/20)
	Career .....344, at Oklahoma (9/26/20)	Career .....18, vs. West Virginia (11/11/17)	Career ..... 61, vs. TCU (10/19/19)


PASSING	GP/S	Cmp-Att-Int	Yds	TD	Long	Perc.	Eff.	RUSHING	Att	Yds	TD	Long	Avg/C
2017	8/4	51-83-3	689	5	60	61.4	143.8	69	267	3	30	3.9	
2018	11/10	122-208-4	1,391	9	42	58.7	125.3	105	373	5	52	3.6	
2019	13/13	177-297-5	2,315	12	70	59.6	135.0	114	405	11	61	3.6	
2020	2/2	35-54-0	593	3	78	64.8	175.4	16	17	3	10	1.1	
TOTAL	34/29	385-642-12	4,988	29	78	60.0	136.4	304	1,062	22	61	3.5	

## THOMPSON'S GAME-BY-GAME STATISTICS

			PASSING							RUSHING			
			C-A-I	Pct.	Yds	TD	Long	Eff		Att	Yds	TD	Long
2017	Opponent	Result											
Sept. 2	Central Arkansas	W, 55-19	0-0-0	0.0	0	0	0	0.00		3	49	0	30
Sept. 9	Charlotte	W, 55-7	1-2-0	50.0	11	0	11	96.20		2	9	0	9
Oct. 28	at Kansas	W, 30-20	4-6-0	66.7	40	0	20	122.67		10	39	0	14
Nov. 4	at Texas Tech	W, 42-35 (ot)	5-8-0	62.5	96	1	54	204.55		6	8	1	7
Nov. 11	#23 West Virginia*	L, 23-28	13-26-2	50.0	159	0	33	85.98		18	53	0	18
Nov. 18	at #10 Oklahoma State*	W, 45-40	10-13-0	76.9	204	3	60	284.89		17	93	1	26
Nov. 25	Iowa State*	W, 20-19	15-21-0	71.4	152	1	25	147.94		8	12	1	6
Dec. 26	vs. UCLA*	W, 35-17	3-7-1	42.9	27	0	18	46.69		5	4	0	4
			<b>51-83-3</b>	<b>61.4</b>	<b>689</b>	<b>5</b>	<b>60</b>	<b>143.83</b>		<b>69</b>	<b>267</b>	<b>3</b>	<b>30</b>
2018	Opponent	Result	C-A-I	Pct.	Yds	TD	Long	Eff		Att	Yds	TD	Long
Sept. 1	South Dakota*	W, 27-24	8-14-1	57.1	61	1	15	103.03		11	58	0	44
Sept. 8	#18 Mississippi State*	L, 10-31	7-17-0	41.2	86	1	23	103.08		12	34	0	16
Sept. 18	UTSA*	W, 41-17	13-18-0	72.2	213	2	42	208.29		14	66	1	27
Sept. 22	at #12 West Virginia*	L, 6-35	11-17-0	64.7	145	0	40	136.35		12	18	0	16
Sept. 29	#18 Texas	L, 14-19	8-18-0	44.4	96	0	19	89.24		3	-1	1	7
Oct. 6	at Baylor*	L, 34-37	15-26-2	57.7	149	1	28	103.14		9	50	1	52
Oct. 13	Oklahoma State*	W, 31-12	11-22-0	50.0	130	0	28	99.64		12	80	0	19
Oct. 27	at #8 Oklahoma*	L, 17-51	13-21-0	61.9	108	0	22	105.10		7	54	1	24
Nov. 3	at TCU*	L, 13-14	1-2-0	50.0	7	0	7	79.40		1	1	0	1
Nov. 17	Texas Tech*	W, 21-6	17-26-1	65.4	213	1	27	139.20		11	-9	0	11
Nov. 24	at #25 Iowa State*	L, 38-42	18-27-0	66.7	183	3	42	160.27		13	22	1	12
			<b>122-208-4</b>	<b>58.7</b>	<b>1,391</b>	<b>9</b>	<b>42</b>	<b>125.26</b>		<b>105</b>	<b>373</b>	<b>5</b>	<b>52</b>
2019	Opponent	Result	C-A-I	Pct.	Yds	TD	Long	Eff		Att	Yds	TD	Long
Aug. 31	Nicholls*	W, 49-14	16-22-0	72.7	212	1	38	168.67		3	30	1	17
Sept. 7	Bowling Green*	W, 52-0	10-13-0	76.9	151	2	34	225.26		3	26	0	14
Sept. 14	at Mississippi State*	W, 31-24	10-18-0	55.6	123	1	24	131.29		4	8	1	16
Sept. 28	at Oklahoma State*	L, 13-26	11-23-0	47.8	118	0	39	90.92		7	27	0	20
Oct. 5	Baylor*	L, 12-31	22-34-1	64.7	218	1	27	122.39		11	6	0	11
Oct. 19	TCU*	W, 24-17	11-23-0	47.8	172	2	33	139.34		10	68	1	61
Oct. 26	#5 Oklahoma*	W, 48-41	18-28-0	64.3	213	0	26	128.19		13	39	4	15
Nov. 2	at Kansas*	W, 38-10	9-16-0	56.2	129	0	46	123.97		17	127	3	34
Nov. 9	at Texas*	L, 24-27	17-27-0	63.0	253	2	70	166.12		7	0	0	5
Nov. 16	West Virginia*	L, 20-24	24-39-2	61.5	299	1	68	124.14		14	19	0	15
Nov. 23	at Texas Tech*	W, 30-27	14-28-1	50.0	246	2	48	140.23		9	38	0	12
Nov. 30	#23 Iowa State*	W, 27-17	5-12-1	41.7	57	0	22	64.90		9	38	0	12
Dec. 31	vs. Navy*	L, 17-20	10-14-0	71.4	124	0	42	145.83		9	3	1	4
			<b>177-297-5</b>	<b>59.6</b>	<b>2,315</b>	<b>12</b>	<b>70</b>	<b>135.04</b>		<b>114</b>	<b>405</b>	<b>11</b>	<b>61</b>
2020	Opponent	Result	C-A-I	Pct.	Yds	TD	Long	Eff		Att	Yds	TD	Long
Sept. 12	Arkansas State*	L, 31-35	17-29-0	58.6	259	2	42	156.4		7	7	0	10
Sept. 26	at #3 Oklahoma*	W, 38-35	18-25-0	72.0	334	1	78	197.4		17	10	3	5
			<b>35-54-0</b>	<b>64.8</b>	<b>593</b>	<b>3</b>	<b>78</b>	<b>175.4</b>		<b>16</b>	<b>17</b>	<b>3</b>	<b>10</b>

\* Game Started





**Briley MOORE**  
TE • 6-4 • 250 • Sr-TR  
Blue Springs, Mo.  
(Univ. of Northern Iowa)

- A graduate transfer who played parts of 4 seasons at UNI.
- Tied for 4th nationally among TEs in catches per game.
- Opened K-State career with 6 catches for 54 yds and a TD, the most catches by a Wildcat TE since 2012 (Travis Tannahill at Baylor) and most receiving yds by a TE since 2014 (Zach Trujillo at Baylor).
- Suffered a season-ending injury in the first game of 2019, but earned a medical hardship.
- Ranked 6th in the FCS in receiving yds among TEs and 5th in TDs in 2018.
- Earned First Team All-Missouri Valley Football Conference honors in 2018.
- Hauled in first-career TD as a true FR in 2016 against Chris Klieman-led North Dakota State.

**MOORE'S GAME-BY-GAME STATS**

Date	Opponent	No	Yds	TD	LG
9/3/16	at Iowa State	1	19	0	19
9/10/16	MONTANA	1	36	0	14
9/17/16	at Eastern Washington	1	1	0	1
10/29/16	NORTH DAKOTA STATE*	1	4	1	4
9/2/17	at Iowa State*	4	28	0	10
9/9/17	CAL POLY*	7	99	0	25
9/16/17	at Southern Utah	4	24	0	13
9/30/17	at Southern Illinois*	5	35	0	10
10/14/17	at South Dakota State*	1	10	0	7
11/4/17	SOUTH DAKOTA*	5	100	0	35
11/11/17	at Missouri State*	2	33	0	24
11/18/17	INDIANA STATE*	3	35	0	17
11/25/17	MONMOUTH*	1	40	0	40
12/2/17	at South Dakota State	6	90	0	23
9/1/18	at Montana	5	78	0	28
9/15/18	at Iowa*	5	32	1	12
9/22/18	HAMPTON*	2	9	0	7
9/27/18	at Indiana State*	5	61	0	17
10/6/18	NORTH DAKOTA STATE*	3	96	1	64
10/13/18	at South Dakota*	3	41	1	21
10/20/18	SOUTH DAKOTA STATE*	4	60	0	27
10/27/18	at Western Illinois*	3	22	0	17
11/3/18	ILLINOIS STATE*	4	76	0	42
11/10/18	at Youngstown State*	1	4	1	4
11/24/18	LAMAR	1	7	0	7
12/1/18	at UC Davis*	3	50	0	28
8/31/19	at Iowa State*	4	26	0	10
9/12/20	ARKANSAS STATE	6	54	1	17
9/26/20	at Oklahoma*	4	31	0	11

**2016-19 Seasons at Northern Iowa**

\* denotes game started; **Bold Italics** denotes career high

**MOORE'S CAREER STATS**

YEAR	G/S	NO	YDS	AVG	TD	LG
2016^	10/1	4	60	15.0	1	19
2017^	13/10	38	494	13.0	0	40
2018^	12/10	39	536	13.7	4	64
2019^	1/1	4	26	6.5	0	10
2020	2/1	10	85	8.5	1	17
<b>TOTAL</b>	<b>38/23</b>	<b>95</b>	<b>1,201</b>	<b>12.6</b>	<b>6</b>	<b>64</b>

^ at Northern Iowa



**Elijah SULLIVAN**  
LB • 6-0 • 210 • Jr.-3L  
Tucker, Ga.  
(Tucker)

- Started every game at year ago at MLB, but started the 2020 season at WLB.
- Led team in tackles in 2019 en route to Honorable Mention All-Big 12 accolades.
- Named the Liberty Bowl Team Defensive MVP after totaling a career-high 11 tackles against Navy.
- Suffered a season-ending injury 3 games into the 2018 season but was granted a medical hardship.
- HS teammate of current Wildcat LB Justin Hughes and former Wildcat DB Duke Shelley, currently a cornerback for the Chicago Bears.


**SULLIVAN'S GAME-BY-GAME STATS**

Date	Opponent	UA-AT-TT	TFL	SACK	INT	PD	F/R
9/24/16	MISSOURI STATE	1-0-1	0.0-0	0.0-0	0	0	0/0
10/8/16	TEXAS TECH	2-0-2	0.0-0	0.0-0	0	0	0/0
11/19/16	at Baylor	1-0-1	0.0-0	0.0-0	0	0	0/0
9/2/17	C. ARKANSAS	3-0-3	0.0-0	0.0-0	0	0	1/0
9/9/17	CHARLOTTE	1-1-2	0.0-0	0.0-0	0	0	0/0
9/16/17	at Vanderbilt*	0-2-2	0.0-0	0.0-0	0	0	0/1
9/30/17	BAYLOR	1-1-2	0.0-0	0.0-0	0	0	0/0
10/7/17	at Texas	1-1-2	0.0-0	0.0-0	0	0	0/0
10/14/17	TCU	1-0-1	0.0-0	0.0-0	0	0	0/0
10/21/17	OKLAHOMA	1-0-1	0.0-0	0.0-0	0	0	0/0
10/28/17	at Kansas	2-0-2	1.0-9	1.0-9	0	0	0/0
11/4/17	at Texas Tech	1-1-2	0.0-0	0.0-0	0	0	0/0
11/11/17	WEST VIRGINIA	3-0-3	0.0-0	0.0-0	0	0	1/0
11/18/17	at Oklahoma St.	1-0-1	0.0-0	0.0-0	0	0	0/0
11/25/17	IOWA STATE	1-0-1	0.0-0	0.0-0	0	0	0/0
12/26/17	vs. UCLA*	6-0-6	0.0-0	0.0-0	0	0	0/0
9/8/18	MISSISSIPPI ST.	2-0-2	0.0-0	0.0-0	0	0	0/0
9/22/18	at West Virginia*	5-0-5	0.0-0	0.0-0	0	0	0/0
8/31/19	NICHOLLS*	3-0-3	1.0-1	0.0-0	0	0	0/0
9/7/19	BOWLING GREEN*	2-0-2	0.0-0	0.0-0	0	0	0/0
9/14/19	at Mississippi St.*	1-5-6	0.0-0	0.0-0	0	2	0/0
9/28/19	at Oklahoma St.*	3-0-3	0.0-0	0.0-0	1	1	0/0
10/5/19	BAYLOR*	1-2-3	0.5-0	0.0-0	0	0	0/0
10/19/19	TCU*	5-0-5	0.0-0	0.0-0	0	0	0/0
10/26/19	OKLAHOMA*	5-1-6	1.5-1	1.0-1	0	0	0/0
11/2/19	at Kansas*	3-0-3	0.0-0	0.0-0	0	0	0/0
11/9/19	at Texas*	5-4-9	1.0-1	0.0-0	0	0	0/0
11/16/19	WEST VIRGINIA*	2-1-3	0.0-0	0.0-0	0	0	0/0
11/23/19	at Texas Tech*	7-2-9	1.0-3	0.0-0	0	0	0/0
11/30/19	IOWA STATE*	2-0-2	0.0-0	0.0-0	0	2	0/0
12/31/19	vs. Navy*	7-4-11	0.0-0	0.0-0	0	0	0/0
9/12/20	ARKANSAS ST.*	5-0-5	0.0-0	0.0-0	0	0	0/0
9/26/20	at Oklahoma*	1-3-4	0.0-0	0.0-0	1	1	0/0

\* denotes game started; **Bold Italics** denotes career high

**SULLIVAN'S CAREER STATS**

Year	G/S	UA-AT-TT	TFL	SACK	INT	PD	F/R
2016	11/0	4-0-4	0.0-0	0.0-0	0	0	0/0
2017	13/2	22-6-28	1.0-9	1.0-9	0	0	2/1
2018	3/1	7-0-7	0.0-0	0.0-0	0	0	0/0
2019	13/13	46-19-65	5.0-6	1.0-1	1	5	0/0
2020	2/2	6-3-9	0.0-0	0.0-0	1	1	0/0
<b>TOTAL</b>	<b>42/18</b>	<b>85-28-113</b>	<b>6.0-15</b>	<b>2.0-10</b>	<b>2</b>	<b>6</b>	<b>2/1</b>



**Lance ROBINSON**  
DB • 5-10 • 194 • So.-1L  
New Orleans, La.  
(De La Salle)

- Saw action in 13 games last year, including starts in the final 3 contests at CB.
- Also started the 2020 season opener against Arkansas State.
- Finished the year 4th on the team in special teams tackles.


**ROBINSON'S GAME-BY-GAME STATS**

Date	Opponent	UA-AT-TT	TFL	SACK	INT	PD	F/R
10/27/18	at Oklahoma	1-2-3	0.0-0	0.0-0	0	0	0/0
11/10/18	KANSAS*	3-1-4	0.0-0	0.0-0	0	1	0/0
11/17/18	TEXAS TECH*	2-0-2	0.0-0	0.0-0	0	0	0/0
8/31/19	NICHOLLS	4-0-4	0.0-0	0.0-0	0	0	0/0
11/23/19	at Texas Tech	3-0-3	0.0-0	0.0-0	0	1	0/0
11/30/19	IOWA STATE*	2-1-3	1.0-4	0.0-0	0	0	0/0
12/31/19	vs. Navy*	2-0-2	0.0-0	0.0-0	0	0	0/0
9/12/20	ARKANSAS STATE*	4-0-4	0.0-0	0.0-0	0	1	0/0

\* denotes game started; **Bold Italics** denotes career high

**ROBINSON'S CAREER STATS**

Year	G/S	UA-AT-TT	TFL	SACK	INT	PD	F/R
2018	4/2	6-3-9	0.0-0	0.0-0	0	1	0/0
2019	13/2	11-2-13	1.0-4	0.0-0	0	1	0/0
2020	1/1	4-0-4	0.0-0	0.0-0	0	1	0/0
<b>TOTAL</b>	<b>18/5</b>	<b>21-5-26</b>	<b>1.0-4</b>	<b>0.0-0</b>	<b>0</b>	<b>3</b>	<b>0/0</b>



**Harry TROTTER**  
RB • 5-11 • 202 • Sr.-1L  
Atchison, Kan.  
(Univ. of Louisville)

- A former walk-on transfer from Louisville (2018) who has played in 14 games since the start of last year with 4 starts.
- Started the 2020 season opener against Arkansas State.
- Scored the first TD of the Chris Klieman era at K-State on a 9-yd run against Nicholls in 2019.

**TROTTER'S GAME-BY-GAME RUSHING**

Date	Opponent	No	Yds	TD	LG
9/23/17	KENT STATE	1	13	0	13
9/30/17	MURRAY STATE	2	11	0	13
11/18/17	SYRACUSE	1	3	0	3
8/31/19	NICHOLLS	10	50	1	15
9/7/19	BOWLING GREEN	9	22	1	7
9/14/19	at Mississippi State	5	25	0	9
9/28/19	at Oklahoma State	4	25	0	9
10/5/19	BAYLOR	5	5	0	4
10/19/19	TCU	3	7	0	4
10/26/19	OKLAHOMA	2	9	0	7
11/2/19	at Kansas*	20	92	1	10
11/9/19	at Texas*	4	21	0	17
11/16/19	WEST VIRGINIA*	2	2	0	6
11/30/19	IOWA STATE	1	3	0	3
12/31/19	vs. Navy	1	2	0	2
9/12/20	ARKANSAS STATE*	16	43	1	24

**2017 Season at Louisville**

\* denotes game started; **Bold Italics** denotes career high

**TROTTER'S GAME-BY-GAME RECEIVING**

Date	Opponent	No	Yds	TD	LG
9/28/19	at Oklahoma State	1	9	0	9
11/2/19	at Kansas*	1	5	0	5
11/16/19	WEST VIRGINIA*	1	2	0	2
9/12/20	ARKANSAS STATE*	2	8	0	5

**2017 Season at Louisville**

\* denotes game started; **Bold Italics** denotes career high

## TROTTER'S CAREER RUSHING STATS

YEAR	G/S	NO	YDS	AVG	TD	LG
2017~	9/0	4	27	6.8	0	13
2019	13/3	66	263	4.0	3	17
2020	1/1	16	43	2.7	1	24
<b>TOTAL</b>	<b>23/4</b>	<b>86</b>	<b>333</b>	<b>3.9</b>	<b>4</b>	<b>24</b>

^ at Louisville

## TROTTER'S CAREER RUSHING STATS

YEAR	G/S	NO	YDS	AVG	TD	LG
2019	13/3	3	16	5.3	0	9
2020	1/1	2	8	4.0	0	5
<b>TOTAL</b>	<b>23/4</b>	<b>5</b>	<b>24</b>	<b>4.8</b>	<b>0</b>	<b>9</b>



**Kiondre THOMAS**  
DB • 6-0 • 186 • Sr.-TR  
Fort Smith, Ark.  
(Univ. of Minnesota)

3

- A graduate transfer from Minnesota who made 16 career starts for the Golden Gophers.
- One of his starts for Minnesota was in its Quick Lane Bowl victory in 2018.

## THOMAS' GAME-BY-GAME STATS

Date	Opponent	UA-AT-TT	TFL	SACK	INT	PD	F/R
8/31/17	BUFFALO*	4-1-5	0.0-0	0.0-0	0	0	0/0
9/9/17	at Oregon State*	2-0-2	0.0-0	0.0-0	0	0	0/1
9/16/17	MIDDLE TENN.*	1-0-1	0.0-0	0.0-0	0	0	0/0
9/30/17	MARYLAND*	6-0-6	0.0-0	0.0-0	0	0	0/0
10/7/17	at Purdue*	3-0-3	0.0-0	0.0-0	0	0	0/0
10/21/17	ILLINOIS*	1-0-1	0.0-0	0.0-0	0	0	0/0
11/18/17	at Northwestern	3-0-3	0.0-0	0.0-0	0	0	0/0
8/30/18	NEW MEXICO ST.*	7-0-7	0.0-0	0.0-0	0	2	0/0
9/15/18	MIAMI (OHIO)	1-0-1	0.0-0	0.0-0	0	0	0/0
10/6/18	IOWA	2-1-3	0.0-0	0.0-0	0	0	0/0
10/13/18	at Ohio State*	5-2-7	<b>1.0-4</b>	0.0-0	0	0	0/0
10/20/18	at Nebraska	5-0-5	0.0-0	0.0-0	0	0	0/0
11/10/18	PURDUE	3-0-3	0.0-0	0.0-0	0	2	0/0
11/17/18	NORTHWESTERN*	1-0-1	0.0-0	0.0-0	0	0	0/0
11/24/18	at Wisconsin*	2-0-2	0.0-0	0.0-0	0	0	1/0
12/26/18	vs. Georgia Tech*	3-0-3	0.0-0	0.0-0	0	0	0/0
8/29/19	SOUTH DAKOTA ST.	5-3-8	0.0-0	0.0-0	0	0	0/0
9/7/19	at Fresno State	0-1-1	0.0-0	0.0-0	1	1	0/0
9/28/19	at Purdue	2-2-4	0.0-0	0.0-0	0	1	0/0
10/5/19	ILLINOIS	2-0-2	0.0-0	0.0-0	0	0	0/0
10/12/19	NEBRASKA	2-0-2	<b>1.0-4</b>	0.0-0	0	0	0/0
10/19/19	at Rutgers	3-1-4	0.0-0	0.0-0	0	1	0/0
10/26/19	MARYLAND	0-0-0	0.0-0	0.0-0	0	1	0/0
11/16/19	at Iowa	1-0-1	0.0-0	0.0-0	0	0	0/0
9/12/20	ARKANSAS ST.	3-0-3	0.0-0	0.0-0	0	0	0/0

2017-19 Seasons at Minnesota

\* denotes game started; **Bold Italics** denotes career high

## THOMAS' CAREER STATS

Year	G/S	UA-AT-TT	TFL	SACK	INT	PD	F/R
2017~	9/6	20-1-21	0.0-0	0.0-0	0	0	0/1
2018~	10/6	29-3-32	1.0-4	0.0-0	0	4	1/0
2019~	13/4	15-7-22	1.0-4	0.0-0	1	3	0/0
2020	1/0	3-0-3	0.0-0	0.0-0	0	0	0/0
<b>TOTAL</b>	<b>33/16</b>	<b>67-11-78</b>	<b>2.0-8</b>	<b>0.0-0</b>	<b>1</b>	<b>7</b>	<b>1/1</b>

^ at Minnesota



**Wayne JONES**  
DB • 6-0 • 208 • So.-1L  
Owasso, Okla.  
(Owasso)

4

- Started all 13 games last year at strong safety, finishing 4th on the team in tackles.
- Also started the 2020 season opener against Arkansas State.
- Played in 2 games in 2018 as he perserved his redshirt.

## JONES' GAME-BY-GAME STATS

Date	Opponent	UA-AT-TT	TFL	SACK	INT	PD	F/R
11/24/18	at Iowa State	1-0-1	0.0-0	0.0-0	0	0	0/0
8/31/19	NICHOLLS*	2-0-2	0.0-0	0.0-0	0	0	0/0
9/14/19	at Mississippi St.*	3-3-6	0.0-0	0.0-0	0	0	0/0
9/28/19	at Oklahoma St.*	5-2-7	0.0-0	0.0-0	0	0	0/0
10/5/19	BAYLOR*	3-2-5	0.0-0	0.0-0	0	0	0/0
10/19/19	TCU*	<b>7-4-11</b>	0.0-0	0.0-0	0	0	0/0
10/26/19	OKLAHOMA*	1-1-2	0.0-0	0.0-0	0	0	0/0
11/2/19	at Kansas*	2-1-3	0.0-0	0.0-0	0	0	0/0
11/23/19	at Texas Tech*	5-1-6	0.0-0	0.0-0	0	1	0/0
11/9/19	at Texas*	1-1-2	0.0-0	0.0-0	0	0	0/0
11/16/19	WEST VIRGINIA*	6-1-7	<b>0.5-2</b>	0.0-0	0	0	0/0
11/23/19	at Kansas Tech*	5-1-6	0.0-0	0.0-0	0	1	0/0
11/30/19	IOWA STATE*	0-1-1	0.0-0	0.0-0	0	0	0/0
12/31/19	vs. Navy*	2-3-5	0.0-0	0.0-0	0	0	0/0
9/12/20	ARKANSAS ST.*	5-1-6	0.0-0	0.0-0	0	0	0/1
9/26/20	at Oklahoma*	2-0-2	0.0-0	0.0-0	0	0	0/0

\* denotes game started; **Bold Italics** denotes career high

## JONES' CAREER STATS

Year	G/S	UA-AT-TT	TFL	SACK	INT	PD	F/R
2018	2/0	1-0-1	0.0-0	0.0-0	0	0	0/0
2019	13/13	37-20-57	0.5-2	0.0-0	0	1	0/0
2020	2/1	7-1-8	0.0-0	0.0-0	0	0	0/1
<b>TOTAL</b>	<b>17/14</b>	<b>45-21-66</b>	<b>0.5-2</b>	<b>0.0-0</b>	<b>0</b>	<b>1</b>	<b>0/1</b>



**Malik KNOWLES**  
WR • 6-2 • 200 • So.-1L  
Mansfield, Texas  
(Lake Ridge)

4

- A dynamic WR who earned votes for the Big 12 Offensive Freshman of the Year award in 2019.
- On the watch list for the 2020 Earl Campbell Tyler Rose Award.
- Returned a 4th Q kickoff 100 yds for a TD last year at Mississippi State en route to Big 12 Special Teams Player of the Week honors.
- Teamed with **Joshua Youngblood** to be the first set of FR teammates to return kickoffs for TDs in the same season since 2016 (Memphis).

## KNOWLES' GAME-BY-GAME RECEIVING

Date	Opponent	No	Yds	TD	LG
10/27/18	at Oklahoma	3	25	0	14
11/3/18	at TCU	2	19	1	21
11/17/18	TEXAS TECH*	<b>5</b>	<b>56</b>	<b>1</b>	<b>18</b>
8/31/19	NICHOLLS*	3	26	0	10
9/7/19	BOWLING GREEN*	<b>5</b>	<b>99</b>	<b>2</b>	<b>34</b>
9/14/19	at Mississippi State*	1	12	0	12
10/5/19	BAYLOR*	1	5	0	5
10/19/19	TCU	3	48	0	33
10/26/19	OKLAHOMA	2	34	0	23
11/2/19	at Kansas	1	7	0	7
11/9/19	at Texas	3	94	1	<b>70</b>
11/16/19	WEST VIRGINIA*	3	25	0	14
12/31/19	vs. Navy*	<b>5</b>	<b>47</b>	<b>0</b>	<b>14</b>
9/12/20	ARKANSAS STATE*	1	27	0	27

\* denotes game started; **Bold Italics** denotes career high

## KNOWLES' GAME-BY-GAME KOR

Date	Opponent	No	Yds	TD	LG
11/3/18	at TCU	1	12	0	12
8/31/19	NICHOLLS	1	27	0	27
9/14/19	at Mississippi State	<b>3</b>	<b>124</b>	<b>1</b>	<b>100</b>
10/19/19	TCU	1	19	0	19
12/31/19	vs. Navy	1	52	0	52
9/12/20	ARKANSAS STATE	<b>3</b>	<b>55</b>	<b>0</b>	<b>26</b>

**Bold Italics** denotes career high

## KNOWLES' CAREER RECEIVING STATS

YEAR	G/S	NO	YDS	AVG	TD	LG
2018	4/1	10	100	10.0	2	21
2019	11/8	27	397	14.7	3	70
2020	2/2	1	27	27.0	0	27
<b>TOTAL</b>	<b>17/11</b>	<b>38</b>	<b>524</b>	<b>13.8</b>	<b>5</b>	<b>70</b>

## KNOWLES' CAREER KOR STATS

Year	G	No	Yds	Avg	TD	Lg
2018	4	1	12	12.0	0	12
2019	11	6	222	37.0	1	100
2020	2	3	55	18.3	0	26
<b>TOTAL</b>	<b>16</b>	<b>7</b>	<b>234</b>	<b>33.4</b>	<b>1</b>	<b>100</b>



**Justin GARDNER**  
DB • 6-2 • 191 • Jr.-TR  
Charlotte, N.C.  
(Hutchinson CC)

6

- Earned first-career start at No. 3 OU, a game in which he recorded his first-career interception.
- The 18th-best CC CB in the Class of 2020 by ESPN & 247Sports.
- Began collegiate career at Oregon State (redshirted 2017).

## GARDNER'S GAME-BY-GAME STATS

Date	Opponent	UA-AT-TT	TFL	SACK	INT	PD	F/R
9/8/18	SOUTHERN UTAH	2-0-2	0.0-0	0.0-0	0	0	0/0
9/26/20	at Oklahoma*	<b>3-0-3</b>	0.0-0	0.0-0	<b>1</b>	<b>1</b>	0/0

2018 Season at Oregon State

\* denotes game started; **Bold Italics** denotes career high

## GARDNER'S CAREER STATS

Year	G/S	UA-AT-TT	TFL	SACK	INT	PD	F/R
2018~	2/0	2-0-2	0.0-0	0.0-0	0	0	0/0
2020	2/1	3-0-3	0.0-0	0.0-0	1	1	0/0
<b>TOTAL</b>	<b>4/1</b>	<b>5-0-5</b>	<b>0.0-0</b>	<b>0.0-0</b>	<b>1</b>	<b>1</b>	<b>0/0</b>

^ at Oregon State



**Keyon MOZEE**  
RB • 5-7 • 179 • Fr.-HS  
Lee's Summit, Mo.  
(Lee's Summit North)

6

- A true FR RB who saw his first-career action at Oklahoma, hauling in a 78-yd reception to set up a TD.
- His 78-yarder was the longest in school history by a RB (since 1969) and the 15th longest overall.
- Teamed with fellow true FR RB **Deuce Vaughn** to be the first set of teammates in school history (since 1969) with catches of at least 77 yards in the same game.

## MOZEE'S GAME-BY-GAME RUSHING

Date	Opponent	No	Yds	TD	LG
9/26/20	at Oklahoma	<b>1</b>	<b>2</b>	<b>0</b>	<b>2</b>

**Bold Italics** denotes career high

## MOZEE'S GAME-BY-GAME RECEIVING

Date	Opponent	No	Yds	TD	LG
9/26/20	at Oklahoma	<b>1</b>	<b>78</b>	<b>0</b>	<b>78</b>

**Bold Italics** denotes career high



**Ty ZENTNER**

**P/K • 6-1 • 198 • Jr.-RS**

Topeka, Kan.  
(Butler CC)

- Kicked off in 4 games last season, enough to preserve his redshirt.
- Adding in punting duties in 2020.
- Had a career best 6 touchbacks this year at No. 3 Oklahoma.

**ZENTER'S GAME-BY-GAME KICKOFFS**

Date	Opponent	No	Yds	Avg	TB
8/31/19	NICHOLLS	4	235	58.8	3
9/28/19	at Oklahoma State	4	235	58.8	3
10/19/19	TCU	5	315	63.0	4
11/9/19	at Texas	5	300	60.0	4
9/12/20	ARKANSAS STATE	4	258	<b>64.2</b>	2
9/26/20	at Oklahoma	7	<b>355</b>	50.7	6

*Bold Italics* denotes career high

**ZENTER'S GAME-BY-GAME PUNTING**

Date	Opponent	No	Yds	Avg	Lg
9/12/20	ARKANSAS STATE	2	76	38.0	<b>44</b>
9/26/20	at Oklahoma	3	<b>124</b>	<b>41.3</b>	42

*Bold Italics* denotes career high

**ZENTER'S CAREER KICKOFF STATS**

Year	G	No	Yds	Avg	TB
2019	4	18	1,085	60.3	14
2020	2	11	613	55.7	8
<b>TOTAL</b>	<b>6</b>	<b>29</b>	<b>1,698</b>	<b>58.6</b>	<b>22</b>

**ZENTNER'S CAREER PUNTING STATS**

Year	G	No	Yds	Avg	Lg	i20
2020	2	5	200	40.0	44	3
<b>TOTAL</b>	<b>6</b>	<b>5</b>	<b>200</b>	<b>40.0</b>	<b>44</b>	<b>3</b>



**Jacardia WRIGHT**

**RB • 6-0 • 213 • Fr.-RS**

Decatur, Ill.  
(St. Teresa)

- Played in 3 games in 2019, preserving his redshirt.
- Scored first-career TD in 2019 regular-season finale vs. ISU.


**WRIGHT'S GAME-BY-GAME RUSHING**

Date	Opponent	No	Yds	TD	LG
9/7/19	BOWLING GREEN	14	59	0	17
11/30/19	IOWA STATE	6	<b>60</b>	<b>1</b>	<b>37</b>
12/31/19	vs. Navy	2	3	0	2
9/26/20	at Oklahoma	1	6	0	6

*Bold Italics* denotes career high

**WRIGHT'S CAREER RUSHING STATS**

Year	G/S	No	Yds	Avg	TD	LG
2019	3/0	22	122	5.5	1	37
2020	1/0	1	6	6.0	0	6
<b>TOTAL</b>	<b>4/0</b>	<b>23</b>	<b>128</b>	<b>5.6</b>	<b>1</b>	<b>37</b>



**Blake LYNCH**

**PK • 5-5 • 148 • Sr.-2L**

Goddard, Kan.  
(Eisenhower)

- A two-time member of the watch list for the Lou Groza Award.
- Connected on a 50-yd, game-winning FG at No. 3 Oklahoma... It was the longest FG made in his career and the longest game-winning FG in school history.
- Ranks 2nd in school history and 7th nationally among active players in career FG%.
- Ranks 7th nationally among active players in career FGs made per game (1.46).
- Ranks 8th in school history with 35 career FG made.

**LYNCH'S GAME-BY-GAME STATS**


Date	Opponent	FGM-A	Sequence	XPM-A
9/1/18	SOUTH DAKOTA	<b>4-4</b>	(24), (22), (38), (44)	1-1
9/8/18	MISSISSIPPI STATE	1-2	(26), 52	1-1
9/15/18	UTSA	2-2	(33), (42)	5-5
9/22/18	at West Virginia	2-3	(25), (38), 50	0-0
10/27/18	at Oklahoma	0-0		2-2
11/3/18	at TCU	0-0		1-2
11/10/18	KANSAS	0-0		3-3
11/17/18	TEXAS TECH	<b>4-4</b>	(20), (34), (41), (22)	1-1
11/24/18	at Iowa State	1-1	(26)	5-5
8/31/19	NICHOLLS	0-1	37	<b>7-7</b>
9/7/19	BOWLING GREEN	1-1	(24)	<b>7-7</b>
9/14/19	at Mississippi State	1-1	(35)	4-4
9/28/19	at Oklahoma State	2-2	(46), (37)	1-1
10/5/19	BAYLOR	2-2	(31), (29)	0-0
10/19/19	TCU	1-1	(21)	3-3
10/26/19	OKLAHOMA	2-2	(35), (37)	6-6
11/2/19	at Kansas	1-1	(39)	5-5
11/9/19	at Texas	1-1	(45)	3-3
11/16/19	WEST VIRGINIA	2-2	(22), (33)	2-2
11/23/19	at Texas Tech	<b>3-4</b>	(32), (32), 45, (43)	3-3
11/30/19	IOWA STATE	2-2	(43), (27)	3-3
12/31/19	vs. Navy	1-1	(39)	2-2
9/12/20	ARKANSAS STATE	1-2	43, 47, (35)	4-4
9/26/20	at Oklahoma	1-1	<b>(50)</b>	5-5

() Indicates made FG

*Bold Italics* denotes career high

**LYNCH'S CAREER STATS**

Year	FGM-A	PCT.	1-19	20-29	30-39	40-49	50+
2018	14-16	87.5	0-0	6-6	5-5	3-3	0-2
2019	19-21	90.5	0-0	7-7	9-10	3-4	0-0
2020	2-4	50.0	0-0	0-0	1-1	0-2	1-1
<b>TOTAL</b>	<b>35-41</b>	<b>85.4</b>	<b>0-0</b>	<b>13-13</b>	<b>15-16</b>	<b>6-9</b>	<b>1-3</b>



**AJ PARKER**

**DB • 5-11 • 178 • Sr.-3L**

Bartlesville, Okla.  
(Bartlesville)

- An athletic CB who came back to start the 2020 season opener after missing the final 5 games last year due to injury.
- Ranks 17th nationally among active players in career PDs and tied for 23rd in INTs.
- Blocked a punt at Oklahoma, which led to K-State's game-tying TD in the 4th Q.

**PARKER'S GAME-BY-GAME STATS**

Date	Opponent	UA-AT-TT	TFL	SACK	INT	PD	F/R
9/2/17	C. ARKANSAS	1-0-1	0-0-0	0-0-0	0	0	0/0
9/9/17	CHARLOTTE*	2-1-3	0-5-1	0-0-0	0	2	0/0
9/30/17	BAYLOR	1-0-1	0-0-0	0-0-0	0	0	0/0
10/14/17	TCU*	7-1-8	0-0-0	0-0-0	0	0	0/0
10/21/17	OKLAHOMA	1-3-4	0-0-0	0-0-0	0	0	0/0
10/28/17	at Kansas*	2-0-2	0-0-0	0-0-0	0	0	0/0
11/18/17	at Oklahoma St.*	5-0-5	<b>1-0-1</b>	0-0-0	0	1	0/0
9/1/18	SOUTH DAKOTA*	2-0-2	0-0-0	0-0-0	0	2	0/0
9/8/18	MISSISSIPPI ST.*	3-0-3	0-0-0	0-0-0	0	2	0/0
9/15/18	UTSA*	6-1-7	<b>1-0-2</b>	0-0-0	0	0	0/0
9/22/18	at West Virginia*	4-0-4	0-0-0	0-0-0	<b>1</b>	1	0/0
9/29/18	TEXAS*	5-0-5	0-0-0	0-0-0	0	0	0/0
10/6/18	at Baylor*	<b>8-1-9</b>	0-0-0	0-0-0	0	0	0/0
10/13/18	OKLAHOMA ST.*	2-0-2	0-0-0	0-0-0	0	0	0/0
10/27/18	at Oklahoma*	2-2-4	0-0-0	0-0-0	0	0	0/0
11/3/18	at TCU*	4-0-4	0-0-0	0-0-0	0	1	0/0
11/10/18	KANSAS*	7-0-7	0-0-0	0-0-0	0	1	0/0
11/17/18	TEXAS TECH*	4-1-5	0-0-0	0-0-0	<b>1</b>	1	0/0
11/24/18	at Iowa State*	0-1-1	0-0-0	0-0-0	0	0	0/0
8/31/19	NICHOLLS*	1-0-1	0-0-0	0-0-0	<b>1</b>	1	0/0
9/7/19	BOWLING GREEN*	1-0-1	0-0-0	0-0-0	0	1	0/0
9/14/19	at Mississippi St.*	1-3-4	0-0-0	0-0-0	<b>1</b>	1	0/0
9/28/19	at Oklahoma St.*	6-0-6	<b>1-0-3</b>	0-0-0	0	1	0/0
10/5/19	BAYLOR*	6-2-8	<b>1-0-2</b>	0-0-0	0	1	0/0
10/19/19	TCU*	3-1-4	0-0-0	0-0-0	0	0	0/0
10/26/19	OKLAHOMA*	0-2-2	0-5-2	0-0-0	<b>1</b>	2	0/0
11/2/19	at Kansas*	2-0-2	0-0-0	0-0-0	0	1	0/0
9/12/20	ARKANSAS ST.*	2-0-2	0-0-0	0-0-0	0	<b>3</b>	0/0
9/26/20	at Oklahoma*	4-4-8	0-5-1	0-0-0	0	1	0/0

\* denotes game started; *Bold Italics* denotes career high

**PARKER'S CAREER STATS**

Year	G/S	UA-AT-TT	TFL	SACK	INT	PD	F/R
2017	11/4	19-5-24	1.5-2	0.0-0	0	3	0/0
2018	12/12	47-6-53	1.0-2	0.0-0	2	8	0/0
2019	8/8	20-8-28	2.5-7	0.0-0	3	8	0/0
2020	2/2	6-4-10	0.5-1	0.0-0	0	4	0/0
<b>TOTAL</b>	<b>33/26</b>	<b>92-23-115</b>	<b>5.5-12</b>	<b>0.0-0</b>	<b>5</b>	<b>23</b>	<b>0/0</b>



**Chabastin TAYLOR**

**WR • 6-4 • 223 • Jr.-2L**

Mansfield, Texas  
(Lake Ridge)

- Started the 2020 opener vs. Arkansas State, setting a career high in yds and tied his career high in catches.
- Last 2 touchdowns have spanned 48 yds (2019 at Texas Tech) and 39 yds (2020 at Oklahoma).


**TAYLOR'S GAME-BY-GAME STATS**

Date	Opponent	No	Yds	TD	LG
9/15/18	UTSA	1	5	0	5
11/24/18	at Iowa State	2	17	<b>1</b>	9
8/31/19	NICHOLLS	1	34	0	34
9/7/19	BOWLING GREEN	<b>4</b>	21	0	9
10/19/19	TCU	1	10	0	10
11/23/19	at Texas Tech	3	74	<b>1</b>	<b>48</b>
11/30/19	IOWA STATE*	1	22	0	22
9/12/20	ARKANSAS STATE*	<b>4</b>	<b>98</b>	0	42
9/26/20	at Oklahoma	2	45	<b>1</b>	39

\* denotes game started; *Bold Italics* denotes career high

**TAYLOR'S CAREER STATS**

Year	G/S	No	Yds	Avg	TD	LG
2018	5/0	3	22	7.3	1	9
2019	13/2	10	161	16.1	1	48
2020	2/1	6	143	23.8	1	42
<b>TOTAL</b>	<b>20/3</b>	<b>19</b>	<b>326</b>	<b>17.2</b>	<b>3</b>	<b>48</b>



**Robert HENTZ II**

**DT • 6-0 • 291 • Jr.-TR**

Batesville, Miss.  
(NW Mississippi CC)

- A community-college transfer who has seen time in the playing rotation the first 2 games of 2020.
- Earned NJCAA All-America honors last year.

**HENTZ II'S GAME-BY-GAME STATS**


Date	Opponent	UA-AT-TT	TFL	SACK	INT	PD	F/R
9/12/20	ARKANSAS ST.	<b>1-1-2</b>	0-0-0	0-0-0	0	0	0/0
9/26/20	at Oklahoma	0-1-1	0-0-0	0-0-0	0	0	0/0

*Bold Italics* denotes career high

**HENTZ II'S CAREER STATS**

Year	G/S	UA-AT-TT	TFL	SACK	INT	PD	F/R
2019	2/0	1-2-3	0-0-0	0-0-0	0	0	0/0
<b>TOTAL</b>	<b>2/0</b>	<b>1-2-3</b>	<b>0-0-0</b>	<b>0-0-0</b>	<b>0</b>	<b>0</b>	<b>0/0</b>





**Will HOWARD**  
**QB • 6-4 • 230 • Fr.-HS**  
 Downingtown, Pa.  
 (Downingtown)

15

- A true FR who saw action in the season opener against Arkansas State.
- Became the first true FR to complete a pass in a season opener in school history.
- Rated the 13th-best pro-style QB in the Class of 2020 by 247Sports.

## HOWARD'S GAME-BY-GAME PASSING


Date	Opponent	C-A-I	Yds	TD	LG
9/12/20	ARKANSAS STATE	1-1-0	24	0	24

*Bold Italics* denotes career high

## HOWARD'S GAME-BY-GAME RUSHING

Date	Opponent	No	Yds	TD	LG
9/12/20	ARKANSAS STATE	1	-1	0	0

*Bold Italics* denotes career high



**Ross ELDER**  
**DB • 6-0 • 180 • Jr.-1L**  
 Kansas City, Mo.  
 (Rockhurst)

19

- A two-year special teams standout who earned his first-career start at safety at No. 3 Oklahoma.
- A two-time First Team Academic All-Big 12 performer.


## ELDER'S GAME-BY-GAME STATS

Date	Opponent	UA-AT-TT	TFL	SACK	INT	PD	F/R
9/15/18	UTSA	0-2-2	0.0-0	0.0-0	0	1	0/0
10/6/18	at Baylor	0-1-1	0.0-0	0.0-0	0	0	0/0
11/3/18	at TCU	0-1-1	0.0-0	0.0-0	0	0	0/0
10/19/19	TCU	0-1-1	0.0-0	0.0-0	0	0	0/0
11/2/19	at Kansas	1-0-1	0.0-0	0.0-0	0	0	0/1
9/26/20	at Oklahoma*	1-5-6	0.0-0	0.0-0	0	0	0/0

\* denotes game started; *Bold Italics* denotes career high

## ELDER'S CAREER STATS

Year	G/S	UA-AT-TT	TFL	SACK	INT	PD	F/R
2018	11/0	0-4-4	0.0-0	0.0-0	0	1	0/0
2019	13/0	1-1-2	0.0-0	0-0	0	0	0/1
2020	1/1	1-5-6	0.0-0	0.0-0	0	0	0/0
<b>TOTAL</b>	<b>25/1</b>	<b>2-10-12</b>	<b>0.0-0</b>	<b>0.0-0</b>	<b>0</b>	<b>1</b>	<b>0/1</b>



**Sammy WHEELER**  
**TE • 6-4 • 226 • So.-1L**  
 Lenexa, Kan.  
 (St. James Academy)

19

- A former QB who moved to TE during 2019 spring practices.
- First-career catch went for 39 yds last year at Oklahoma St.
- Father, Sean, and uncle, Mike, were WRs at K-State in the late 1980s.


## WHEELER'S GAME-BY-GAME STATS

Date	Opponent	No	Yds	TD	LG
9/28/19	at Oklahoma State	1	39	0	39
10/5/19	BAYLOR	1	13	0	13
10/26/19	OKLAHOMA	2	26	0	19
9/12/20	ARKANSAS STATE	1	24	0	24
9/26/20	at Oklahoma	1	17	0	17

*Bold Italics* denotes career high

## WHEELER'S CAREER STATS

Year	G/S	No	Yds	Avg	TD	Lg
2019	7/0	4	78	19.5	0	39
2020	2/1	2	41	20.5	0	24
<b>TOTAL</b>	<b>9/1</b>	<b>6</b>	<b>119</b>	<b>19.8</b>	<b>0</b>	<b>39</b>



**Wykeen GILL**  
**WR • 5-10 • 184 • Sr.-2L**  
 Atchison, Kan.  
 (Atchison)

21

- Originally came into the program as a QB in 2016 but has been a regular in the rotation at WR the last 2 years.

## GILL'S GAME-BY-GAME RECEIVING

Date	Opponent	No	Yds	TD	LG
10/27/18	at Oklahoma	1	7	0	7
11/3/18	at TCU	2	16	0	13
11/10/18	KANSAS*	3	22	0	15
11/24/18	at Iowa State	1	9	0	9
9/7/19	BOWLING GREEN*	1	22	0	22
9/14/19	at Mississippi State	2	9	0	6
10/19/19	TCU	3	45	1	22
10/26/19	OKLAHOMA	2	26	0	13
11/2/19	at Kansas*	1	4	0	4
11/9/19	at Texas	3	40	1	19
11/23/19	at Texas Tech	2	70	0	44
12/31/19	vs. Navy	2	57	0	42
9/26/20	at Oklahoma	3	9	0	6

\* denotes game started; *Bold Italics* denotes career high

## GILL'S CAREER RECEIVING STATS

Year	G/S	NO	YDS	AVG	TD	LG
2018	10/1	7	54	7.7	0	15
2019	11/3	16	273	17.1	2	44
2020	1/1	3	9	3.0	0	6
<b>TOTAL</b>	<b>22/5</b>	<b>26</b>	<b>336</b>	<b>12.9</b>	<b>2</b>	<b>44</b>



**Daniel GREEN**  
**LB • 6-2 • 238 • So.-1L**  
 Portland, Ore.  
 (Madison)

22

- A fast, physical player who served as the top backup LB a year ago.
- Had a career-high 7 tackles at Mississippi State, a game in which he recovered a fumble that led to a TD to put K-State up by 2 scores.

## GREEN'S GAME-BY-GAME STATS

Date	Opponent	UA-AT-TT	TFL	SACK	INT	PD	F/R
8/31/19	NICHOLLS	0-0-0	0.0-0	0.0-0	0	1	0/0
9/7/19	BOWLING GREEN	4-0-4	1.0-11	1.0-11	0	1	1/0
9/14/19	at Mississippi St.	0-7-7	0.5-1	0.0-0	0	0	0/1
9/28/19	at Oklahoma St.	4-0-4	0.0-0	0.0-0	0	0	0/0
10/5/19	BAYLOR	2-0-2	1.0-4	0.0-0	0	0	0/0
10/19/19	TCU	2-3-5	1.0-1	1.0-1	0	1	0/0
10/26/19	OKLAHOMA	1-1-2	0.0-0	0.0-0	0	0	0/0
11/2/19	at Kansas	1-0-1	0.0-0	0.0-0	0	0	0/0
11/9/19	at Texas	0-1-1	0.0-0	0.0-0	0	0	0/0
11/16/19	WEST VIRGINIA	1-1-2	0.0-0	0.0-0	0	0	0/0
11/23/19	at Texas Tech	1-2-3	0.0-0	0.0-0	0	0	0/0
12/31/19	vs. Navy	2-1-3	0.0-0	0.0-0	0	0	0/0
9/12/20	ARKANSAS ST.*	4-0-4	0.0-0	0.0-0	0	0	0/0
9/26/20	at Oklahoma	0-1-1	0.0-0	0.0-0	0	0	0/0

*Bold Italics* denotes career high

## GREEN'S CAREER STATS

Year	G/S	UA-AT-TT	TFL	SACK	INT	PD	F/R
2019	13/0	18-16-34	3.5-17	2.0-12	0	3	1/1
2020	2/0	4-1-5	0.0-0	0.0-0	0	0	0/0
<b>TOTAL</b>	<b>15/0</b>	<b>22-17-39</b>	<b>3.5-17</b>	<b>2.0-12</b>	<b>0</b>	<b>3</b>	<b>1/1</b>



**Deuce VAUGHN**  
**RB • 5-5 • 168 • Fr.-HS**  
 Round Rock, Texas  
 (Cedar Ridge)

22

- A dynamic player who has made a splash during his first 2 career games.
- Had 174 all-purpose yards – including 129 receiving yards on 4 catches and a 38-yd TD rush – in K-State's win at No. 3 Oklahoma.
- Earned Big 12 Newcomer of the Week honors following his performance against the Sooners.
- His 129 receiving yards were the most by a K-State RB since 1970 and was just the fifth occurrence in K-State history.
- Had a 77-yard reception at OU, teaming with fellow true FR RB **Keyon Moze** to be the first set of teammates in school history (since 1969) with catches of at least 77 yards in the same game.
- Scored on a 3-yd run vs. Arkansas State, becoming the first true FR in school history to score a TD in a season opener.
- Viewed as the 17th best all-purpose back in the Class of 2020 by 247Sports.
- Father, Chris, is a scout for the Dallas Cowboys, while he spent 18 seasons as a college assistant coach at Arkansas, Ole Miss, Memphis and Texas.

## VAUGHN'S GAME-BY-GAME RUSHING

Date	Opponent	No	Yds	TD	LG
9/12/20	ARKANSAS STATE	12	47	1	19
9/26/20	at Oklahoma*	8	45	1	38

\* denotes game started; *Bold Italics* denotes career high

## VAUGHN'S GAME-BY-GAME RECEIVING

Date	Opponent	No	Yds	TD	LG
9/12/20	ARKANSAS STATE	1	24	0	24
9/26/20	at Oklahoma*	4	129	0	77

\* denotes game started; *Bold Italics* denotes career high

## VAUGHN'S CAREER RUSHING STATS

Year	G/S	NO	YDS	AVG	TD	LG
2020	2/1	20	92	4.6	2	38
<b>TOTAL</b>	<b>2/1</b>	<b>20</b>	<b>92</b>	<b>4.6</b>	<b>2</b>	<b>38</b>

## VAUGHN'S CAREER RECEIVING STATS

Year	G/S	NO	YDS	AVG	TD	LG
2020	2/1	5	153	30.6	0	77
<b>TOTAL</b>	<b>2/1</b>	<b>5</b>	<b>153</b>	<b>30.6</b>	<b>0</b>	<b>77</b>



**Joshua YOUNGBLOOD**  
**WR • 5-10 • 181 • So.-1L**  
 Tampa, Fla.  
 (Berkeley Prep)

23

- A 2020 Preseason All-Big 12 honoree as a kick returner who was an All-American last year by multiple outlets.
- Returned 3 kickoffs for TDs last year, which led the nation, ranked 3rd in Big 12 history and 4th in K-State history.
- His 3 career KOR TDs rank 4th in K-State history and are tied for 7th in Big 12 history.
- Named the 2019 Big 12 Special Teams Player of the Year, the first true FR in league history to earn the conference's top honor on either offense, defense or special teams.
- Became the Wildcats' first true FR to earn All-Big 12 honors since the league's inception in 1996.

## YOUNGBLOOD'S GAME-BY-GAME RECEIVING

Date	Opponent	No	Yds	TD	LG
9/7/19	BOWLING GREEN	1	12	0	12
10/5/19	BAYLOR	2	15	0	10
10/26/19	OKLAHOMA*	3	14	0	6
11/9/19	at Texas*	1	11	0	11
11/16/19	WEST VIRGINIA	1	9	0	9
11/30/19	IOWA STATE	1	12	0	12

\* denotes game started; *Bold Italics* denotes career high

**YOUNGBLOOD'S GAME-BY-GAME RUSHING**

Date	Opponent	No	Yds	TD	LG
9/28/19	at Oklahoma State	1	11	0	11
10/5/19	BAYLOR	1	-3	0	0
10/19/19	TCU*	1	0	0	0
10/26/19	OKLAHOMA*	1	4	1	4
11/16/19	WEST VIRGINIA	1	12	0	12
11/23/19	at Texas Tech	3	5	0	6
11/30/19	IOWA STATE	3	26	0	11
9/26/20	at Oklahoma	1	3	0	3

\* denotes game started; **Bold Italics** denotes career high

**YOUNGBLOOD'S GAME-BY-GAME KOR**

Date	Opponent	No	Yds	TD	LG
10/5/19	BAYLOR	3	71	0	33
10/19/19	TCU	2	60	0	38
10/26/19	OKLAHOMA	2	26	0	18
11/2/19	at Kansas	1	20	0	20
11/9/19	at Texas	1	98	1	98
11/16/19	WEST VIRGINIA	1	20	0	20
11/23/19	at Texas Tech	1	100	1	100
11/30/19	IOWA STATE	2	100	1	93
12/31/19	vs. Navy	1	7	0	7
9/26/20	at Oklahoma	3	54	0	22

**Bold Italics** denotes career high

**YOUNGBLOOD'S GAME-BY-GAME PR**

Date	Opponent	No	Yds	TD	LG
10/19/19	TCU	2	60	0	38
11/2/19	at Kansas	3	10	0	9

**Bold Italics** denotes career high

**YOUNGBLOOD'S CAREER RECEIVING STATS**


Year	G/S	No	Yds	Avg	TD	Lg
2019	13/3	9	73	8.1	0	12
<b>TOTAL</b>	<b>14/3</b>	<b>9</b>	<b>73</b>	<b>8.1</b>	<b>0</b>	<b>12</b>

**YOUNGBLOOD'S CAREER RUSHING STATS**

Year	G/S	No	Yds	Avg	TD	Lg
2019	13/3	11	55	5.0	1	12
2020	1/0	1	3	3.0	0	3
<b>TOTAL</b>	<b>14/3</b>	<b>12</b>	<b>58</b>	<b>4.8</b>	<b>1</b>	<b>12</b>

**YOUNGBLOOD'S CAREER KOR STATS**

Year	G	No	Yds	Avg	TD	Lg
2019	13	14	502	35.9	3	100
2020	1	3	54	18.0	0	22
<b>TOTAL</b>	<b>14</b>	<b>17</b>	<b>556</b>	<b>32.7</b>	<b>3</b>	<b>100</b>



**Brock MONTY**

**DB • 6-2 • 211 • Sr.-3L**

Wichita, Kan.  
(Kapaun Mt. Carmel)

- A former walk-on turned team captain as a senior.
- Has played on virtually every special teams unit during his career but saw more time on defense in the 2020 opener.
- Blocked a pair of punts during the 2018 season.


**MONTY'S GAME-BY-GAME STATS**

Date	Opponent	UA-AT-TT	TFL	SACK	INT	PD	F/R
10/21/17	OKLAHOMA	1-0-1	0.0-0	0.0-0	0	0	0/0
11/4/17	at Texas Tech	1-0-1	0.0-0	0.0-0	0	0	0/0
11/11/17	WEST VIRGINIA	1-0-1	0.0-0	0.0-0	0	0	0/0
9/1/18	SOUTH DAKOTA	1-0-1	0.0-0	0.0-0	0	0	0/0
9/29/18	TEXAS	1-0-1	0.0-0	0.0-0	0	0	0/0
10/6/18	at Baylor	1-0-1	0.0-0	0.0-0	0	0	0/0
11/3/18	at TCU	1-0-1	0.0-0	0.0-0	0	0	0/0
11/17/18	TEXAS TECH	1-0-1	0.0-0	0.0-0	0	0	0/0
11/24/18	at Iowa State	0-1-1	0.0-0	0.0-0	0	0	0/0
9/7/19	BOWLING GREEN	2-0-2	0.0-0	0.0-0	0	0	0/0
9/14/19	at Mississippi St.	0-1-1	0.0-0	0.0-0	0	0	0/0
10/5/19	BAYLOR	1-0-1	0.0-0	0.0-0	0	0	0/0
11/2/19	at Kansas	2-0-2	0.0-0	0.0-0	0	0	0/0
11/9/19	at Texas	1-0-1	0.0-0	0.0-0	0	0	0/0
11/16/19	WEST VIRGINIA	1-0-1	0.0-0	0.0-0	0	0	0/0
12/31/19	vs. Navy	1-0-1	0.0-0	0.0-0	0	0	0/0
9/12/20	ARKANSAS ST.	2-0-2	0.0-0	0.0-0	0	0	0/0
9/26/20	at Oklahoma	1-0-1	0.0-0	0.0-0	0	0	0/0

**Bold Italics** denotes career high

**MONTY'S CAREER STATS**

Year	G/S	UA-AT-TT	TFL	SACK	INT	PD	F/R
2017	12/0	3-0-3	0.0-0	0.0-0	0	0	0/0
2018	10/0	5-1-6	0.0-0	0.0-0	0	0	0/0
2019	13/0	2-0-2	0.0-0	0.0-0	0	0	0/0
2020	1/0	3-0-3	0.0-0	0.0-0	0	0	0/0
<b>TOTAL</b>	<b>36/0</b>	<b>18-2-20</b>	<b>0.0-0</b>	<b>0.0-0</b>	<b>0</b>	<b>0</b>	<b>0/0</b>



**Ekow BOYE-DOE**

**DB • 6-0 • 165 • So.-1L**

Lawrence, Kan.  
(Lawrence)

- Earned his first-career start and most significant time on defense in K-State's win at No. 3 Oklahoma.
- From Lawrence, Kan., but born in Accra, Ghana.


**BOYE-DOE'S GAME-BY-GAME STATS**

Date	Opponent	UA-AT-TT	TFL	SACK	INT	PD	F/R
8/31/19	NICHOLLS	1-0-1	0.0-0	0.0-0	0	0	0/0
9/26/20	at Oklahoma*	4-1-5	0.0-0	0.0-0	0	1	0/0

\* denotes game started; **Bold Italics** denotes career high

**BOYE-DOE'S CAREER STATS**

Year	G/S	UA-AT-TT	TFL	SACK	INT	PD	F/R
2019	7/0	1-0-1	0.0-0	0.0-0	0	0	0/0
2020	1/1	4-1-5	0.0-0	0.0-0	0	1	0/0
<b>TOTAL</b>	<b>8/1</b>	<b>5-1-6</b>	<b>0.0-0</b>	<b>0.0-0</b>	<b>0</b>	<b>1</b>	<b>0/0</b>



**Will JONES II**

**DB • 5-9 • 183 • Fr.-RS**

Mansfield, Texas  
(Summit)

- Started the 2020 opener at nickelback as he blocked Arkansas State's first punt attempt and had an INT later in the game.
- Became the first Wildcat with a blocked kick (punt/PAT/FG) and an INT in the same game since 2011, and the first to block a punt, specifically, and have an INT since 2008.

**JONES' GAME-BY-GAME STATS**

Date	Opponent	UA-AT-TT	TFL	SACK	INT	PD	F/R
9/7/19	BOWLING GREEN	1-0-1	1.0-3	0.0-0	0	0	0/0
9/12/20	ARKANSAS ST.*	0-0-0	0.0-0	0.0-0	1	1	0/0
9/26/20	at Oklahoma	2-1-3	0.0-0	0.0-0	0	0	0/0

\* denotes game started; **Bold Italics** denotes career high

**JONES' CAREER STATS**

Year	G/S	UA-AT-TT	TFL	SACK	INT	PD	F/R
2019	4/0	1-0-1	1.0-3	0.0-0	0	0	0/0
2020	2/1	2-1-3	0.0-0	0.0-0	1	1	0/0
<b>TOTAL</b>	<b>6/0</b>	<b>3-1-4</b>	<b>1.0-3</b>	<b>0.0-0</b>	<b>0</b>	<b>0</b>	<b>0/0</b>



**Jax DINEEN**

**FB • 5-10 • 241 • So.-1L**

Lawrence, Kan.  
(Lawrence Free State)

- Played in 12 games as a true FR with a start at Kansas, while he started the 2020 opener against Arkansas State.
- Hauled in a career-long pass of 24 yds vs. the Red Wolves.
- Older brother, Joe, was a LB at Kansas (2014-18) while another brother, Jay, is a junior linebacker at KU.


**DINEEN'S GAME-BY-GAME STATS**

Date	Opponent	No	Yds	TD	LG
8/31/19	NICHOLLS	1	9	0	9
10/26/19	OKLAHOMA	1	5	0	5
11/23/19	at Texas Tech	1	10	0	10
9/12/20	ARKANSAS STATE*	1	24	0	24

**Bold Italics** denotes career high

**DINEEN'S CAREER RECEIVING STATS**

Year	G/S	NO	YDS	AVG	TD	LG
2019	12/1	3	24	8.0	0	10
2020	1/1	1	24	24.0	0	24
<b>TOTAL</b>	<b>13/2</b>	<b>4</b>	<b>48</b>	<b>12.0</b>	<b>0</b>	<b>24</b>



**Khalid DUKE**

**DE • 6-3 • 244 • So.-1L**

Atlanta, Ga.  
(Riverside Military Academy)

- A young player who put on nearly 30 pounds since last year when he originally entered the program as a LB.
- Earned first-career start at No. 3 Oklahoma, coming away with a career-high 9 tackles and a TFL.

**DUKE'S GAME-BY-GAME STATS**

Date	Opponent	UA-AT-TT	TFL	SACK	INT	PD	F/R
9/7/19	BOWLING GREEN	1-0-1	0.0-0	0.0-0	0	0	0/1
11/2/19	at Kansas	2-0-2	1.0-6	1.0-6	0	0	0/0
11/16/19	WEST VIRGINIA	1-0-1	1.0-8	1.0-8	0	0	0/0
11/23/19	at Texas Tech	0-1-1	0.0-0	0.0-0	0	0	0/0
12/31/19	vs. Navy	1-1-2	1.0-4	0.0-0	0	1	0/0
9/26/20	at Oklahoma*	3-6-9	1.0-3	0.0-0	0	0	0/0

**Bold Italics** denotes career high

**DUKE'S CAREER STATS**

Year	G/S	UA-AT-TT	TFL	SACK	INT	PD	F/R
2019	7/0	5-2-7	3.0-18	2.0-14	0	1	0/1
2020	1/1	3-6-9	1.0-3	0.0-0	0	0	0/0
<b>TOTAL</b>	<b>8/1</b>	<b>8-8-16</b>	<b>4.0-21</b>	<b>2.0-14</b>	<b>0</b>	<b>1</b>	<b>0/1</b>



**Jahron MCPHERSON**

**DB • 6-1 • 200 • Sr.-2L**

Basehor, Kan.  
(Butler CC)

- Originally came into the program as a safety, a position he has moved back to after starting 12 games at nickelback in 2019.
- Earned Walter Camp National Defensive Player of the Week and Big 12 Defensive Player of the Week honors as he led K-State in tackles in its win at No. 3 Oklahoma.
- First Wildcat since at least 2002 to have double-digit tackles, a TFL, an INT and a FF in the same game.


**MCPHERSON'S GAME-BY-GAME STATS**

Date	Opponent	UA-AT-TT	TFL	SACK	INT	PD	F/R
9/1/18	SOUTH DAKOTA	1-0-1	0.0-0	0.0-0	0	0	0/0
9/8/18	MISSISSIPPI ST.	1-0-1	0.0-0	0.0-0	0	0	0/0
9/15/18	UTSA	1-1-2	0.0-0	0.0-0	0	0	0/0
9/22/18	at West Virginia	2-0-2	0.0-0	0.0-0	1	1	0/0
10/13/18	OKLAHOMA ST.	2-0-2	0.0-0	0.0-0	0	0	0/0
10/27/18	at Oklahoma	2-2-4	0.0-0	0.0-0	0	0	0/0
11/3/18	at TCU	1-0-1	0.0-0	0.0-0	0	2	0/0
11/10/18	KANSAS*	2-1-3	0.0-0	0.0-0	0	0	0/0
11/24/18	at Iowa State	2-1-3	0.0-0	0.0-0	0	0	0/0
8/31/19	NICHOLLS*	3-1-4	0.0-0	0.0-0	0	0	0/0
9/7/19	BOWLING GREEN*	1-0-1	0.0-0	0.0-0	0	0	0/0
9/14/19	at Mississippi St.*	2-4-6	1.0-2	0.0-0	0	0	0/0
9/28/19	at Oklahoma St.*	2-2-4	0.0-0	0.0-0	0	0	0/0
10/5/19	BAYLOR*	3-0-3	0.0-0	0.0-0	0	0	0/0
10/26/19	OKLAHOMA*	2-1-3	0.0-0	0.0-0	0	0	0/0
11/2/19	at Kansas*	0-1-1	0.0-0	0.0-0	1	1	0/0
11/9/19	at Texas*	1-0-1	0.0-0	0.0-0	0	0	0/0
11/16/19	WEST VIRGINIA*	3-0-3	0.0-0	0.0-0	0	0	0/0
11/23/19	at Texas Tech*	0-1-1	0.0-0	0.0-0	0	0	0/0
11/30/19	IOWA STATE*	4-1-5	0.0-0	0.0-0	0	0	0/0
12/31/19	vs. Navy*	3-1-4	0.0-0	0.0-0	0	0	0/0
9/26/20	at Oklahoma*	6-5-11	1.0-11	0.0-0	1	1	1/0

\* denotes game started; **Bold Italics** denotes career high

**MCPHERSON'S CAREER STATS**

Year	G/S	UA-AT-TT	TFL	SACK	INT	PD	F/R
2018	10/1	14-5-19	0.0-0	0.0-0	1	3	0/0
2019	13/12	24-12-36	1.0-2	0.0-0	1	1	0/0
2020	2/2	6-5-11	1.0-11	0.0-0	1	1	1/0
<b>TOTAL</b>	<b>25/15</b>	<b>44-22-66</b>	<b>2.0-13</b>	<b>0.0-0</b>	<b>3</b>	<b>5</b>	<b>1/0</b>


**Justin HUGHES**
**LB • 6-1 • 229 • Sr.-1L**  
Tucker, Ga.  
(Tucker)

32

- Was in line to start 2019 at MLB but suffered a season-ending injury in spring practices.
- Granted a medical hardship for the 2019 campaign.
- Started the 2020 season opener against Arkansas State, ending a span of 658 days in between games played.
- HS teammate of current Wildcat LB **Elijah Sullivan** and former Wildcat DB **Duke Shelley**, currently a member of the Chicago Bears.

**HUGHES' GAME-BY-GAME STATS**

Date	Opponent	UA-AT-TT	TFL	SACK	INT	PD	F/R
9/2/17	C. ARKANSAS	3-0-3	0.0-0	0.0-0	0	0	0/0
12/26/17	vs. UCLA	1-0-1	0.0-0	0.0-0	0	0	0/0
9/15/18	UTSA	1-0-1	0.0-0	0.0-0	0	0	0/0
9/29/18	TEXAS	6-0-6	1.0-1	0.0-0	0	0	0/0
10/6/18	at Baylor*	6-5-11	0.0-0	0.0-0	0	0	1/0
10/13/18	OKLAHOMA ST.*	7-1-8	1.0-1	0.0-0	0	0	0/0
10/27/18	at Oklahoma*	1-3-4	0.0-0	0.0-0	0	0	0/0
11/3/18	at TCU*	5-3-8	0.0-0	0.0-0	0	0	0/0
11/10/18	KANSAS*	5-0-5	3.0-11	0.0-0	0	0	1/0
11/17/18	TEXAS TECH*	6-2-8	1.0-3	0.0-0	0	0	0/1
11/24/18	at Iowa State*	1-4-5	1.0-2	0.0-0	0	0	0/0
9/12/20	ARKANSAS ST.*	5-1-6	0.0-0	0.0-0	0	1	0/0
9/26/20	at Oklahoma*	4-6-10	0.0-0	0.0-0	0	0	0/0

*Bold Italics* denotes career high

**HUGHES' CAREER STATS**

Year	G/S	UA-AT-TT	TFL	SACK	INT	PD	F/R
2017	6/0	4-0-4	0.0-0	0.0-0	0	0	0/0
2018	11/7	38-18-56	7.0-18	0.0-0	0	0	2/1
2020	2/2	9-7-16	0.0-0	0.0-0	0	1	0/0
<b>TOTAL</b>	<b>19/9</b>	<b>51-25-76</b>	<b>7.0-18</b>	<b>0.0-0</b>	<b>0</b>	<b>1</b>	<b>2/1</b>


**Tyler BURNS**
**RB • 6-0 • 217 • Sr.-1L**  
Wichita, Kan.  
(Trinity Academy)

33

- Has played in every game since the start of 2019 as both a reserve RB and on special teams.
- Set career highs in carries, yds, TDs and long rush in last year's season opener against Nicholls.
- Led the team with 6 special teams tackles in 2019.
- Older brother, **Morgan**, was an All-American kick returner for the Wildcats in 2015.


**BURNS' GAME-BY-GAME STATS**

Date	Opponent	No	Yds	TD	LG
9/2/17	CENTRAL ARKANSAS	3	11	0	5
9/9/17	CHARLOTTE	5	15	0	6
12/26/17	vs. UCLA	2	4	0	5
8/31/19	NICHOLLS	10	64	1	19
9/7/19	BOWLING GREEN	1	0	0	0
11/2/19	at Kansas	7	58	1	18
11/9/19	at Texas	8	26	0	7
9/12/20	ARKANSAS STATE	1	-2	0	0
9/26/20	at Oklahoma	3	7	0	3

*Bold Italics* denotes career high

**BURNS' CAREER STATS**

Year	G/S	No	Yds	Avg	TD	Lg
2017	13/0	10	30	3.0	0	6
2019	13/0	26	148	5.7	2	19
2020	2/0	4	5	1.20	0	3
<b>TOTAL</b>	<b>28/0</b>	<b>40</b>	<b>183</b>	<b>4.6</b>	<b>2</b>	<b>19</b>


**Jack BLUMER**
**P • 6-2 • 193 • So.-SQ**  
Marysville, Kan.  
(Marysville)

43

- Has punted in each of the first 2 games of 2020.
- Played QB and P in high school, earning all-state honors as a senior in 2017.


**BLUMER'S GAME-BY-GAME STATS**

Date	Opponent	No	Yds	Avg	LG
9/12/20	ARKANSAS STATE	2	89	44.5	54
9/26/20	at Oklahoma	3	119	39.7	45

*Bold Italics* denotes career high

**ZENTNER'S CAREER PUNTING STATS**

Year	G	No	Yds	Avg	Lg	i20
2020	2	5	208	41.6	54	1
<b>TOTAL</b>	<b>2</b>	<b>5</b>	<b>208</b>	<b>41.6</b>	<b>54</b>	<b>1</b>


**Cody FLETCHER**
**LB • 6-2 • 224 • Sr.-2L**  
Henrietta, Texas  
(Tyler JC)

55

- Part of the regular rotation at LB the last 2-plus seasons who earned his first-career TFL in the 2020 opener.
- Saw action in each of the final 7 games of 2019 after recovering from an injury sustained in fall camp.

**FLETCHER'S GAME-BY-GAME STATS**

Date	Opponent	UA-AT-TT	TFL	SACK	INT	PD	F/R
9/15/18	UTSA	2-0-2	0.0-0	0.0-0	0	0	0/0
9/22/18	at West Virginia	1-0-1	0.0-0	0.0-0	0	0	0/0
10/6/18	at Baylor	3-3-6	0.0-0	0.0-0	0	0	0/0
11/17/18	TEXAS TECH	2-0-2	0.0-0	0.0-0	0	0	0/0
11/24/18	at Iowa State	0-1-1	0.0-0	0.0-0	0	0	0/0
10/26/19	OKLAHOMA	1-0-1	0.0-0	0.0-0	0	0	0/0
11/9/19	at Texas	3-2-5	0.0-0	0.0-0	0	0	0/0
11/16/19	WEST VIRGINIA	2-0-2	0.0-0	0.0-0	0	0	0/0
11/23/19	at Texas Tech	3-0-3	0.0-0	0.0-0	0	2	0/0
11/30/19	IOWA STATE	1-0-1	0.0-0	0.0-0	0	1	0/0
12/31/19	vs. Navy	0-1-1	0.0-0	0.0-0	0	0	0/0
9/12/20	ARKANSAS ST.	2-0-2	1.0-3	0.0-0	0	0	0/0
9/26/20	at Oklahoma	0-3-3	0.0-0	0.0-0	0	0	0/0

*Bold Italics* denotes career high

**FLETCHER'S CAREER STATS**

Year	G/S	UA-AT-TT	TFL	SACK	INT	PD	F/R
2018	12/0	8-4-12	0.0-0	0.0-0	0	0	0/0
2019	7/0	10-3-13	0.0-0	0.0-0	0	3	0/0
2020	2/0	2-3-5	1.0-3	0.0-0	0	0	0/0
<b>TOTAL</b>	<b>21/0</b>	<b>20-10-30</b>	<b>1.0-3</b>	<b>0.0-0</b>	<b>0</b>	<b>3</b>	<b>0/0</b>


**Wyatt HUBERT**
**DE • 6-3 • 270 • Jr.-2L**  
Topeka, Kan.  
(Shawnee Heights)

56

- A two-time member of the Bronko Nagurski Trophy watch list who is also a 2020 Preseason All-Big 12 honoree.
- Currently ranks 6th nationally among active players in sacks/gm (0.52) and ranks 10th in TFLs/gm (0.88).
- Earned First Team All-Big 12 honors in 2019 while also receiving votes for the Big 12 Defensive Player and Defensive Lineman of the Year awards.
- Is 4.5 sacks away from entering the school's career top-10 list.
- Recorded 11.5 sacks over his FR and SO seasons, tied for the second most by a Wildcat prior to his junior year (**Darren Howard**, 13.5, 1996-97; **Ian Campbell**, 11.5, 2005-06).

**HUBERT'S GAME-BY-GAME STATS**

Date	Opponent	UA-AT-TT	TFL	SACK	INT	PD	F/R
9/8/18	MISSISSIPPI ST.	3-1-4	0.0-0	0.0-0	1	1	0/0
9/15/18	UTSA*	3-0-3	0.0-0	0.0-0	0	1	0/0
9/22/18	at West Virginia*	2-0-2	0.0-0	0.0-0	0	0	0/0
9/29/18	TEXAS	1-0-1	0.0-0	0.0-0	0	0	0/0
10/6/18	at Baylor	2-2-4	1.5-7	1.5-7	0	0	0/0
10/13/18	OKLAHOMA ST.*	1-1-2	1.0-4	0.0-0	0	0	0/0
10/27/18	at Oklahoma	2-1-3	0.0-0	0.0-0	0	0	0/0
11/3/18	at TCU*	4-0-4	2.0-3	0.0-0	0	0	0/0
11/10/18	KANSAS*	3-1-4	1.0-5	1.0-5	0	0	0/0
11/17/18	TEXAS TECH*	5-0-5	2.0-18	2.0-18	0	0	0/0
11/24/18	at Iowa State*	1-1-2	1.0-1	0.0-0	0	0	0/0
8/31/19	NICHOLLS*	2-0-2	1.0-1	0.0-0	0	0	0/0
9/7/19	BOWLING GREEN*	2-0-2	1.0-4	0.0-0	0	0	0/0
9/28/19	at Oklahoma St.*	3-1-4	2.0-14	2.0-14	0	0	1/0
10/5/19	BAYLOR*	1-0-1	0.0-0	0.0-0	0	0	0/0
10/19/19	TCU*	2-1-3	1.0-9	1.0-9	0	0	0/0
10/26/19	OKLAHOMA*	3-1-4	1.5-12	1.0-10	0	0	0/0
11/2/19	at Kansas*	1-1-2	0.0-0	0.0-0	0	0	0/0
11/9/19	at Texas*	2-1-3	1.0-7	1.0-7	0	0	0/0
11/16/19	WEST VIRGINIA*	2-0-2	1.0-3	0.0-0	0	0	0/0
11/23/19	at Texas Tech*	2-1-3	2.0-14	2.0-14	0	0	0/0
11/30/19	IOWA STATE*	4-0-4	2.0-2	0.0-0	0	0	0/0
12/31/19	vs. Navy*	2-1-3	0.0-0	0.0-0	0	0	0/0
9/12/20	ARKANSAS ST.*	1-0-1	1.0-4	1.0-4	0	0	0/0
9/26/20	at Oklahoma*	1-0-1	1.0-5	1.0-5	0	0	1/0

*\* denotes game started; Bold Italics* denotes career high

**HUBERT'S CAREER STATS**

Year	G/S	UA-AT-TT	TFL	SACK	INT	PD	F/R
2018	12/7	27-7-34	8.5-38	4.5-30	1	2	0/0
2019	12/12	26-7-33	12.5-66	7.0-54	0	0	1/0
2020	2/2	2-0-2	2.0-9	2.0-9	0	0	1/0
<b>TOTAL</b>	<b>26/21</b>	<b>55-14-69</b>	<b>23.0-113</b>	<b>13.5-93</b>	<b>1</b>	<b>2</b>	<b>2/0</b>


**Drew WILEY**
**DT • 6-4 • 300 • Sr.-3L**  
Vinton, Iowa  
(Vinton-Shellsburg)

59

- Has played in 40 career games but has made his first 2 career starts in 2020.
- Talled his first-career sack vs. the Red Wolves as he teamed with **Eli Huggins** to be the first pair of Wildcat DT to have a sack in the same game since 2017.
- A two-time First Team Academic All-Big 12 performer.

**WILEY'S GAME-BY-GAME STATS**

Date	Opponent	UA-AT-TT	TFL	SACK	INT	PD	F/R
9/9/17	CHARLOTTE	1-1-2	0.0-0	0.0-0	0	0	0/0
9/16/17	at Vanderbilt	0-1-1	0.0-0	0.0-0	0	0	0/0
9/9/18	MISSISSIPPI ST.	1-0-1	0.0-0	0.0-0	0	0	0/0
10/13/18	OKLAHOMA ST.	0-1-1	0.0-0	0.0-0	0	0	0/0
8/31/19	NICHOLLS	1-0-1	0.0-0	0.0-0	0	0	0/0
9/7/19	BOWLING GREEN	0-0-0	0.0-0	0.0-0	0	1	0/0
9/14/19	at Mississippi St.	0-1-1	0.0-0	0.0-0	0	0	0/0
9/28/19	at Oklahoma St.	2-1-3	0.0-0	0.0-0	0	0	0/0
10/5/19	BAYLOR	0-1-1	0.5-1	0.0-0	0	0	0/0
10/19/19	TCU	1-0-1	1.0-3	0.0-0	0	0	0/0
10/26/19	OKLAHOMA	0-2-2	0.5-1	0.0-0	0	0	0/0
11/2/19	at Kansas	1-0-1	0.0-0	0.0-0	0	0	0/0
11/9/19	at Texas	3-1-4	0.0-0	0.0-0	0	0	0/0
11/16/19	WEST VIRGINIA	1-0-1	0.0-0	0.0-0	0	0	0/0
11/23/19	at Texas Tech	1-0-1	0.0-0	0.0-0	0	0	0/0
9/12/20	ARKANSAS ST.*	2-0-2	1.0-6	1.0-6	0	0	0/0
9/26/20	at Oklahoma*	1-3-4	0.5-0	0.0-0	0	0	0/1

*Bold Italics* denotes career high

**WILEY'S CAREER STATS**

Year	G/S	UA-AT-TT	TFL	SACK	INT	PD	F/R
2017	13/0	1-2-3	0.0-0	0.0-0	0	0	0/0
2018	12/0	1-1-2	0.0-0	0.0-0	0	0	0/0
2019	13/0	10-6-16	2.0-5	0.0-0	0	1	0/0
2020	2/2	3-3-6	1.5-6	1.0-6	0	0	0/1
<b>TOTAL</b>	<b>40/2</b>	<b>15-12-27</b>	<b>3.5-11</b>	<b>1.0-6</b>	<b>0</b>	<b>1</b>	<b>0/1</b>





**Nick LENNERS**  
TE/FB • 6-5 • 252 • Jr.-3L  
Lincoln, Neb.  
(Lincoln Southwest)

**87**

• A 2020 Preseason All-Big 12 pick who was also a First Team All-Big 12 selection from the league's coaches as a fullback following the 2019 season.


**LENNERS' GAME-BY-GAME RECEIVING**

Date	Opponent	No	Yds	TD	LG
8/31/19	NICHOLLS	1	12	0	12
9/14/19	at Mississippi State*	1	24	0	<b>24</b>
9/28/19	at Oklahoma State	1	19	0	19
10/5/19	BAYLOR	2	20	0	11
10/19/19	TCU*	2	<b>34</b>	<b>1</b>	21
11/2/19	at Kansas	2	19	0	10
11/9/19	at Texas	1	9	0	9
11/16/19	WEST VIRGINIA	1	5	0	5
11/23/19	at Texas Tech	2	21	0	11

\* denotes game started; **Bold Italics** denotes career high

**LENNERS' CAREER RECEIVING STATS**

Year	G/S	No	Yds	Avg	TD	Lg
2019	13/4	13	163	12.5	1	24
<b>TOTAL</b>	<b>27/6</b>	<b>13</b>	<b>163</b>	<b>12.5</b>	<b>1</b>	<b>24</b>



**Phillip BROOKS**  
WR • 5-7 • 167 • So.-1L  
Lee's Summit, Mo.  
(Lee's Summit West)

**88**

• A dynamic player as both a WR and a returner.  
• Finished the 2019 season ranked 4th in the Big 12 in KOR avg, while he tied for 3rd nationally in punt-return TDs.  
• Had 7 catches last year vs. Baylor, the most by a Wildcat on the season and tied for the 3rd most among FR in a single game in school history.

**BROOKS' GAME-BY-GAME RECEIVING**

Date	Opponent	No	Yds	TD	LG
8/31/19	NICHOLLS	3	18	0	8
9/14/19	at Mississippi State	2	5	0	7
9/28/19	at Oklahoma State	3	15	0	10
10/5/19	BAYLOR	7	<b>69</b>	0	18
10/26/19	OKLAHOMA	1	10	0	10
11/2/19	at Kansas	1	9	0	9
11/9/19	at Texas	2	25	0	16
11/16/19	WEST VIRGINIA	4	63	0	21
11/23/19	at Texas Tech	2	20	<b>1</b>	14
11/30/19	IOWA STATE*	1	19	0	19
9/12/20	ARKANSAS STATE	2	24	<b>1</b>	17
9/26/20	at Oklahoma	2	23	0	<b>23</b>

\* denotes game started; **Bold Italics** denotes career high

**BROOKS' GAME-BY-GAME KOR**

Date	Opponent	No	Yds	TD	LG
11/10/18	KANSAS	1	12	0	12
11/17/18	TEXAS TECH	2	44	0	33
8/31/19	NICHOLLS	2	43	0	23
9/7/19	BOWLING GREEN	1	44	0	<b>44</b>
9/28/19	at Oklahoma State	4	<b>76</b>	0	24
10/26/19	OKLAHOMA	2	52	0	33
11/16/19	WEST VIRGINIA	1	11	0	11
11/23/19	at Texas Tech	1	26	0	26
12/31/19	vs. Navy	1	20	0	20
9/26/20	at Oklahoma	1	17	0	17

**Bold Italics** denotes career high

**BROOKS' GAME-BY-GAME PUNT RETURN**

Date	Opponent	No	Yds	TD	LG
11/17/18	TEXAS TECH	1	6	0	6
8/31/19	NICHOLLS	1	9	0	9
9/7/19	BOWLING GREEN	2	0	0	0
9/14/19	at Mississippi State	2	45	0	25
11/16/19	WEST VIRGINIA	1	0	0	0
11/30/19	IOWA STATE	1	0	0	0
12/31/19	vs. Navy	1	<b>66</b>	<b>1</b>	<b>66</b>
9/12/20	ARKANSAS STATE	2	17	0	17

**Bold Italics** denotes career high

**BROOKS' CAREER RECEIVING STATS**

Year	G/S	No	Yds	Avg	TD	Lg
2019	12/1	26	253	9.7	1	21
2020	2/0	4	47	11.8	1	23
<b>TOTAL</b>	<b>18/1</b>	<b>30</b>	<b>300</b>	<b>10.0</b>	<b>2</b>	<b>23</b>

**BROOKS' CAREER KOR STATS**

Year	G	No	Yds	Avg	TD	Lg
2018	4	3	56	18.7	0	33
2019	12	12	272	22.7	0	44
2020	2	1	17	17.0	0	17
<b>TOTAL</b>	<b>18</b>	<b>16</b>	<b>345</b>	<b>21.6</b>	<b>0</b>	<b>44</b>

**BROOKS' CAREER PUNT RETURN STATS**

Year	G	No	Yds	Avg	TD	Lg
2018	4	1	6	6.0	0	6
2019	12	8	120	15.0	1	66
2020	1	2	17	8.5	0	17
<b>TOTAL</b>	<b>18</b>	<b>11</b>	<b>143</b>	<b>13.0</b>	<b>1</b>	<b>66</b>



**Bronson MASSIE**  
DE • 6-4 • 260 • Sr.-3L  
Lufkin, Texas  
(Lufkin)

**90**

• Has played in 33 career games with a start during his RS FR year against Iowa State and in the 2020 opener.  
• Registered his first-career sack last season against Baylor and had another one this year at No. 3 Oklahoma.

**MASSIE'S GAME-BY-GAME STATS**

Date	Opponent	UA-AT-TT	TFL	SACK	INT	PD	F/R
9/2/17	C. ARKANSAS	1-0-1	0.0-0	0.0-0	0	0	0/0
11/4/17	at Texas Tech	<b>5-1-6</b>	0.0-0	0.0-0	0	0	0/0
11/18/17	at Oklahoma St.	0-1-1	0.0-0	0.0-0	0	0	0/0
11/25/17	IOWA STATE*	1-1-2	0.0-0	0.0-0	0	0	0/0
12/26/17	vs. UCLA	0-0-0	0.0-0	0.0-0	0	<b>1</b>	0/0
9/15/18	UTSA	1-1-2	0.0-0	0.0-0	0	0	0/0
10/6/18	at Baylor	1-2-3	0.0-0	0.0-0	0	0	0/0
10/13/18	OKLAHOMA ST.	0-3-3	0.0-0	0.0-0	0	0	0/0
10/27/18	at Oklahoma	0-1-1	0.0-0	0.0-0	0	0	0/0
11/10/18	KANSAS	1-0-1	0.0-0	0.0-0	0	0	0/1
11/17/18	TEXAS TECH	1-0-1	0.0-0	0.0-0	0	<b>1</b>	0/0
9/14/19	at Mississippi St.	0-2-2	0.5-1	0.0-0	0	0	0/0
9/28/19	at Oklahoma St.	2-0-2	0.0-0	0.0-0	0	0	0/0
10/5/19	BAYLOR	2-0-2	<b>1.0-17</b>	<b>1.0-17</b>	0	0	0/0
11/2/19	at Kansas	0-1-1	0.0-0	0.0-0	0	0	0/0
9/12/20	ARKANSAS ST.*	1-1-2	<b>1.0-2</b>	0.0-0	0	0	0/0
9/26/20	at Oklahoma	2-0-2	<b>1.0-11</b>	<b>1.0-11</b>	0	0	0/0

\* denotes game started; **Bold Italics** denotes career high

**MASSIE'S CAREER STATS**

Year	G/S	UA-AT-TT	TFL	SACK	INT	PD	F/R
2017	9/1	7-3-10	0.0-0	0.0-0	0	1	0/0
2018	12/0	4-7-11	0.0-0	0.0-0	0	1	0/1
2019	11/0	4-3-7	1.5-18	1.0-17	0	0	0/0
2020	2/1	3-1-4	2.0-13	1.0-11	0	0	0/0
<b>TOTAL</b>	<b>34/2</b>	<b>18-14-32</b>	<b>3.5-31</b>	<b>2.0-28</b>	<b>0</b>	<b>2</b>	<b>0/1</b>



**Eli HUGGINS**  
DT • 6-4 • 294 • Jr.-1L  
Cumming, Ga.  
(West Forsyth)

**92**

• Saw action in 6 games last year in a reserve role before earning his first-career start in the 2020 opener vs. Arkansas State.  
• Recorded first-career sack vs. the Red Wolves as he teamed with **Drew Wiley** to be the first pair of Wildcat DT to have a sack in the same game since 2017.  
• Younger brother, **Jake**, is a redshirt FR fullback for the Wildcats.

**HUGGINS' GAME-BY-GAME STATS**

Date	Opponent	UA-AT-TT	TFL	SACK	INT	PD	F/R
9/15/18	UTSA	0-1-1	0.0-0	0.0-0	0	0	0/0
9/7/19	BOWLING GREEN	2-0-2	<b>1.0-4</b>	0.0-0	0	0	0/0
9/14/19	at Mississippi St.	0-1-1	0.0-0	0.0-0	0	0	0/0
9/28/19	at Oklahoma St.	1-1-2	0.0-0	0.0-0	0	0	0/0
9/12/20	ARKANSAS ST.*	<b>3-0-3</b>	<b>1.0-10</b>	<b>1.0-10</b>	0	0	0/0

\* denotes game started; **Bold Italics** denotes career high

**HUGGINS' CAREER STATS**

Year	G/S	UA-AT-TT	TFL	SACK	INT	PD	F/R
2018	1/0	0-1-1	0.0-0	0.0-0	0	0	0/0
2019	6/0	3-2-5	1.0-4	0.0-0	0	0	0/0
2020	1/1	3-0-3	1.0-10	1.0-10	0	0	0/0
<b>TOTAL</b>	<b>8/1</b>	<b>6-3-9</b>	<b>2.0-14</b>	<b>1.0-10</b>	<b>0</b>	<b>0</b>	<b>0/0</b>



**Jaylen PICKLE**  
DT • 6-4 • 313 • So.-SQ  
Cimarron, Kan.  
(Cimarron)

**93**

• Earned his first-career start and saw his most significant action at No. 3 Oklahoma.  
• Regarded as the 44th-best DT in the nation for the Class of 2018 by Rivals.  
• HS teammate of current K-State QB **Nick Ast**.

**PICKLE'S GAME-BY-GAME STATS**

Date	Opponent	UA-AT-TT	TFL	SACK	INT	PD	F/R
9/26/20	at Oklahoma*	0-4-4	0.0-0	0.0-0	0	0	0/0

\* denotes game started; **Bold Italics** denotes career high

**▼ 2020 SCHEDULE AND RESULTS (OVERALL: 1-1 | HOME: 0-1 | ROAD: 1-0 | BIG 12: 1-0)**

DATE	(CFP/AP/C) OPPONENT	RESULT	SCORE	TV	ATTEND	TOP PASSER	TOP RUSHER	TOP RECEIVER	TOP TACKLER
Sept. 12	Arkansas State	L	31-35	FOX	11,041	S. Thompson (17-19-0, 259, 2 TD)	D. Vaughn (12-47-1)	B. Moore (6-54-1)	W. Jones/J. Hughes (6)
Sept. 26	at 3/3 Oklahoma*	W	38-35	FOX	22,700	S. Thompson (18-28-0, 334, TD)	D. Vaughn (8-45-1)	D. Vaughn (4-129-0)	J. McPherson (11)
Oct. 3	Texas Tech*			FS1					
Oct. 10	at TCU*			FOX					
Oct. 24	Kansas*								
Oct. 31	at West Virginia*								
Nov. 7	17/19 Oklahoma State*								
Nov. 21	at Iowa State*								
Nov. 28	at n/iv Baylor*								
Dec. 5	o/9 Texas*								

\* Big 12 Conference Game

## TEAM STATISTICS

	KANSAS STATE	OPPONENTS			
SCORING	69	70			
Points Per Game	34.5	35.0			
Points Off Turnovers	21	0			
FIRST DOWNS	31	54			
Rushing	9	16			
Passing	18	32			
Penalty	4	6			
RUSHING YARDAGE	157	289			
Yards gained rushing	226	347			
Yards lost rushing	69	58			
Rushing Attempts	65	68			
Average Per Rush	2.4	4.2			
Average Per Game	78.5	144.5			
TDs Rushing	6	1			
PASSING YARDAGE	617	717			
Comp-Att-Int	36-55-0	55-79-4			
Average Per Pass	11.2	9.1			
Average Per Catch	17.1	13.0			
Average Per Game	308.5	358.5			
TDs Passing	3	9			
TOTAL OFFENSE	774	1006			
Total Plays	120	147			
Average Per Play	6.4	6.8			
Average Per Game	387.0	503.0			
KICK RETURNS: #-Yards	9-131	3-100			
PUNT RETURNS: #-Yards	4-33	2--3			
INT RETURNS: #-Yards	4-4	0-0			
KICK RETURN AVERAGE	14.6	33.3			
PUNT RETURN AVERAGE	8.2	-1.5			
INT RETURN AVERAGE	1.0	0.0			
FUMBLES-LOST	1-0	3-2			
PENALTIES-Yards	21-193	14-133			
Average Per Game	96.5	66.5			
PUNTS-Yards	10-408	7-200			
Average Per Punt	40.8	28.6			
Net punt average	41.1	23.9			
KICKOFFS-Yards	13-678	11-591			
Average Per Kick	52.2	53.7			
Net kick average	29.1	37.3			
TIME OF POSSESSION/Game	31:04	28:56			
3RD-DOWN Conversions	3/22	13/25			
3rd-Down Pct	14%	52%			
4TH-DOWN Conversions	4/4	1/2			
4th-Down Pct	100%	50%			
SACKS BY-Yards	6-38	3-20			
MISC YARDS	0	0			
TOUCHDOWNS SCORED	9	10			
FIELD GOALS-ATTEMPTS	2-4	0-1			
ON-SIDE KICKS	0-0	0-1			
RED-ZONE SCORES	(8-8) 100%	(7-9) 78%			
RED-ZONE TOUCHDOWNS	(7-8) 88%	(7-9) 78%			
PAT-ATTEMPTS	(9-9) 100%	(10-10) 100%			
ATTENDANCE	11041	22700			
Games/Avg Per Game	1/11041	1/22700			
Neutral Site Games		0/0			
SCORE BY QUARTERS	1ST	2ND	3RD	4TH	TOTAL
Kansas State	7	21	14	27	69
Opponents	14	21	21	14	70

## RUSHING

PLAYER	GP	ATT.	GAIN	LOSS	NET	AVG.	TD	LONG	YPG
Vaughn, Deuce	2	20	98	6	92	4.6	2	38	46.0
Trotter, Harry	1	16	50	7	43	2.7	1	24	43.0
Taylor, Chabastin	2	1	20	0	20	20.0	0	20	10.0
Thompson, Skylar	2	16	37	20	17	1.1	3	10	8.5
Wright, Jacardia	1	1	6	0	6	6.0	0	6	6.0
Burns, Tyler	2	4	7	2	5	1.2	0	3	2.5
Knowles, Malik	2	1	3	0	3	3.0	0	3	1.5
Youngblood, Joshua	1	1	3	0	3	3.0	0	3	3.0
Mozee, Keyon	1	1	2	0	2	2.0	0	2	2.0
Howard, Will	1	1	0	1	-1	-1.0	0	0	-1.0
Brooks, Phillip	2	1	0	8	-8	-8.0	0	0	-4.0
TEAM	2	2	0	25	-25	-12.5	0	0	-12.5
Total.....	2	65	226	69	157	2.4	6	38	78.5
Opponents.....	2	68	347	58	289	4.2	1	58	144.5

## PASSING

PLAYER	GP	EFFIC.	CMP-ATT-INT	PCT.	YARDS	TD	LG	AVG/G
Thompson, Skylar	2	175.39	35-54-0	64.8	593	3	78	296.5
Howard, Will	1	301.60	1-1-0	100.0	24	0	24	24.0
Total.....	2	177.69	36-55-0	65.5	617	3	78	308.5
Opponents.....	2	173.33	55-79-4	69.6	717	9	51	358.5

## RECEIVING

PLAYER	GP	NO	YDS	AVG	TD	LONG	AVG/G
Moore, Briley	2	10	85	8.5	1	17	42.5
Taylor, Chabastin	2	6	143	23.8	1	42	71.5
Vaughn, Deuce	2	5	153	30.6	0	77	76.5
Brooks, Phillip	2	4	47	11.8	1	23	23.5
Gill, Wykeen	1	3	9	3.0	0	6	9.0
Wheeler, Sammy	2	2	41	20.5	0	24	20.5
Trotter, Harry	1	2	8	4.0	0	5	8.0
Mozee, Keyon	1	1	78	78.0	0	78	78.0
Knowles, Malik	2	1	27	27.0	0	27	13.5
Dineen, Jax	1	1	24	24.0	0	24	24.0
Burns, Tyler	2	1	2	2.0	0	2	1.0
Total.....	2	36	617	17.1	3	78	308.5
Opponents.....	2	55	717	13.0	9	51	358.5

## TOTAL OFFENSE

PLAYER	GP	PLAYS	RUSH	PASS	TOTAL	AVG/G
Thompson, Skylar	2	70	17	593	610	305.0
Vaughn, Deuce	2	20	92	0	92	46.0
Trotter, Harry	1	16	43	0	43	43.0
Howard, Will	1	2	-1	24	23	23.0
Taylor, Chabastin	2	1	20	0	20	10.0
Wright, Jacardia	1	1	6	0	6	6.0
Burns, Tyler	2	4	5	0	5	2.5
Knowles, Malik	2	1	3	0	3	1.5
Youngblood, Joshua	1	1	3	0	3	3.0
Mozee, Keyon	1	1	2	0	2	2.0
Brooks, Phillip	2	1	-8	0	-8	-4.0
TEAM	2	2	-25	0	-25	-12.5
Total.....	2	120	157	617	774	387.0
Opponents.....	2	147	289	717	1006	503.0

## SCORING

PLAYER	TD	PATs						SAF	PTS
		FGS	KICK	RUSH	RCV	PASS	DXP		
Thompson, Skylar	3	0-0	0-0	0-0	0	0-0	0	0	18
Lynch, Blake	0	2-4	9-9	0-0	0	0-0	0	0	15
Vaughn, Deuce	2	0-0	0-0	0-0	0	0-0	0	0	12
Taylor, Chabastin	1	0-0	0-0	0-0	0	0-0	0	0	6
Moore, Briley	1	0-0	0-0	0-0	0	0-0	0	0	6
Brooks, Phillip	1	0-0	0-0	0-0	0	0-0	0	0	6
Trotter, Harry	1	0-0	0-0	0-0	0	0-0	0	0	6
Total.....	9	2-4	9-9	0-0	0	0-0	0	0	69
Opponents.....	10	0-1	10-10	0-0	0	0-0	0	0	70

## PUNT RETURNS

PLAYER	NO	YDS	AVG	TD	LONG
Brooks, Phillip	2	17	8.5	0	17
Jones II, Will	1	9	9.0	0	0
Parker, AJ	1	7	7.0	0	0
Total.....	4	33	8.2	0	17
Opponents.....	2	-3	-1.5	0	0

## KICKOFF RETURNS

PLAYER	NO	YDS	AVG	TD	LONG
Youngblood, Joshua	3	54	18.0	0	22
Knowles, Malik	3	55	18.3	0	26
Fletcher, Cody	2	5	2.5	0	4
Brooks, Phillip	1	17	17.0	0	17
Total.....	9	131	14.6	0	26
Opponents.....	3	100	33.3	0	45

## INTERCEPTIONS

PLAYER	NO	YDS	AVG	TD	LONG
Sullivan, Elijah	1	4	4.0	0	4
Jones II, Will	1	0	0.0	0	0
Gardner, Justin	1	0	0.0	0	0
McPherson, Jahron	1	0	0.0	0	0
Total.....	4	4	1.0	0	4
Opponents.....	0	0	0.0	0	0

## FUMBLE RETURNS

PLAYER	NO	YDS	AVG	TD	LONG
Total.....	0	0	0.0	0	0
Opponents.....	0	0	0.0	0	0

## ALL-PURPOSE YARDAGE

PLAYER	G	RUSH	REC	PR	KOR	IR	TOT	AVG/G
Vaughn, Deuce	2	92	153	0	0	0	245	122.5
Taylor, Chabastin	2	20	143	0	0	0	163	81.5
Moore, Briley	2	0	85	0	0	0	85	42.5
Knowles, Malik	2	3	27	0	55	0	85	42.5
Moze, Keyon	1	2	78	0	0	0	80	80.0
Brooks, Phillip	2	-8	47	17	17	0	73	36.5
Youngblood, Joshua	1	3	0	0	54	0	57	57.0
Trotter, Harry	1	43	8	0	0	0	51	51.0
Wheeler, Sammy	2	0	41	0	0	0	41	20.5
Dineen, Jax	1	0	24	0	0	0	24	24.0
Thompson, Skylar	2	17	0	0	0	0	17	8.5
Jones II, Will	2	0	0	9	0	0	9	4.5
Gill, Wykeen	1	0	9	0	0	0	9	9.0
Burns, Tyler	2	5	2	0	0	0	7	3.5
Parker, AJ	2	0	0	7	0	0	7	3.5
Wright, Jacardia	1	6	0	0	0	0	6	6.0
Fletcher, Cody	2	0	0	0	5	0	5	2.5
Sullivan, Elijah	2	0	0	0	0	4	4	2.0
Howard, Will	1	-1	0	0	0	0	-1	-1.0
TEAM	2	-25	0	0	0	0	-25	-12.5
Total.....	2	157	617	33	131	4	942	471.0
Opponents.....	2	289	717	-3	100	0	1103	551.5

## PUNTING

PLAYER	NO	YDS	AVG	LONG	TB	FC	I20	50+	BLKD
Zentner, Ty	5	200	40.0	44	0	3	3	0	0
Blumer, Jack	5	208	41.6	54	0	2	1	1	0
Total.....	10	408	40.8	54	0	5	4	1	0
Opponents.....	7	200	28.6	45	0	2	1	0	2

## FIELD GOALS

PLAYER	FGM-FGA	PCT	01-19	20-29	30-39	40-49	50-99	LG	BLK
Lynch, Blake	2-4	50.0	0-0	0-0	1-1	0-2	1-1	50	0

## FIELD GOAL SEQUENCE

GAME	KANSAS STATE	OPPONENTS
Arkansas State	43,47,(35)	38
Oklahoma	(50)	-
( ) - Made		

## KICKOFFS

PLAYER	NO	YDS	AVG	TB	OB	RETN	NET	YDLN
Zentner, Ty	11	613	55.7	8	0			
Lynch, Blake	2	65	32.5	0	0			
Total.....	13	678	52.2	8	0	100	29.1	35
Opponents.....	11	591	53.7	2	0	131	37.3	27



### ▼ GAME-BY-GAME PASSING

SKYLAR THOMPSON	Comp	Att	Int	Pct	Yards	TD	Long	Sack	Yds	Effic.
Arkansas State	17	29	0	58.6	259	2	42	2	13	156.40
Oklahoma	18	25	0	72.0	334	1	78	1	7	197.42
Texas Tech										
TCU										
Kansas										
West Virginia										
Oklahoma State										
Iowa State										
Baylor										
Texas										
<b>TOTALS</b>	<b>35</b>	<b>54</b>	<b>0</b>	<b>64.8</b>	<b>593</b>	<b>3</b>	<b>78</b>	<b>3</b>	<b>20</b>	<b>175.39</b>
WILL HOWARD	Comp	Att	Int	Pct	Yards	TD	Long	Sack	Yds	Effic.
Arkansas State	1	1	0	100.0	24	0	24	0	0	301.60



### ▼ GAME-BY-GAME RUSHING (NO-YDS/TDs)

PLAYER	NO-YDS/TDs	ASU	OU	TTU	TCU	KU	WVU	OSU	ISU	BU	UT
Vaughn, Deuce	20-92/2	12-47/1	8-45/1								
Trotter, Harry	16-43/1	16-43/1	DNP								
Taylor, Chabastin	1-20/0	1-20/0	—								
Thompson, Skylar	16-17/3	7-7/0	9-10/3								
Wright, Jacardia	1-6/0	DNP	1-6/0								
Burns, Tyler	4-5/0	1--2/0	3-7/0								
Knowles, Malik	1-3/0	—	1-3/0								
Youngblood, Joshua	1-3/0	DNP	1-3/0								
Moze, Keyon	1-2/0	DNP	1-2/0								
Howard, Will	1--1/0	1--1/0	DNP								
Brooks, Phillip	1--8/0	—	1--8/0								
<b>TOTALS</b>	<b>65-157/6</b>	<b>39-91/2</b>	<b>26-66/4</b>								

### ▼ GAME-BY-GAME RECEIVING (NO-YDS/TDs)

PLAYER	NO-YDS/TDs	ASU	OU	TTU	TCU	KU	WVU	OSU	ISU	BU	UT
Vaughn, Deuce	5-153/0	1-24/0	4-129/0								
Taylor, Chabastin	6-143/1	4-98/0	2-45/1								
Moore, Briley	10-85/1	6-54/1	4-31/0								
Moze, Keyon	1-78/0	DNP	1-78/0								
Brooks, Phillip	4-47/1	2-24/1	2-23/0								
Wheeler, Sammy	2-41/0	1-24/0	1-17/0								
Knowles, Malik	1-27/0	1-27/0	—								
Dineen, Jax	1-24/0	1-24/0	DNP								
Gill, Wykeen	3-9/0	DNP	3-9/0								
Trotter, Harry	2-8/0	2-8/0	DNP								
Burns, Tyler	1-2/0	—	1-2/0								
<b>TOTALS</b>	<b>36-617/3</b>	<b>18-283/2</b>	<b>18-334/1</b>								

**▼ DEFENSIVE STATISTICS**

PLAYER	GP	TACKLES			TFLS NO-YDS	SACKS NO-YDS	PASS DEFENSE			FUMBLES		BLKD KICK	SA
		SOLO	AST	TOTAL			INT-YDS	PBU	QBH	RCV-YDS	FF		
Hughes, Justin	2	9	7	16	.	.	.	1	.	.	.	.	.
McPherson, Jahron	2	6	5	11	1.0-11	.	1-0	.	.	.	1	.	.
Parker, AJ	2	6	4	10	0.5-1	.	.	4	.	.	.	1	.
Sullivan, Elijah	2	6	3	9	.	.	1-4	.	.	.	.	.	.
Duke, Khalid	1	3	6	9	1.0-3	.	.	.	2	.	.	.	.
Jones, Wayne	2	7	1	8	.	.	.	.	.	1-0	.	.	.
Wiley, Drew	2	3	3	6	1.5-6	1.0-6	.	.	.	1-0	.	.	.
Elder, Ross	1	1	5	6	.	.	.	.	.	.	.	.	.
Henington, Ryan	1	5	.	5	.	.	.	.	.	.	.	.	.
Green, Daniel	2	4	1	5	.	.	.	.	.	.	.	.	.
Fletcher, Cody	2	2	3	5	1.0-3	.	.	.	.	.	.	.	.
Boye-Doe, Ekow	1	4	1	5	.	.	.	1	.	.	.	.	.
Robinson, Lance	1	4	.	4	.	.	.	1	.	.	.	.	.
Massie, Bronson	2	3	1	4	2.0-13	1.0-11	.	.	.	.	.	.	.
Pickle, Jaylen	1	.	4	4	.	.	.	.	1	.	.	.	.
Smith, TJ	2	2	1	3	.	.	.	.	.	.	.	.	.
Hentz II, Robert	2	1	2	3	.	.	.	.	.	.	.	.	.
Gardner, Justin	2	3	.	3	.	.	1-0	.	.	.	.	.	.
Huggins, Eli	1	3	.	3	1.0-10	1.0-10	.	.	.	.	.	.	.
Thomas, Kiondre	1	3	.	3	.	.	.	.	.	.	.	.	.
Jones II, Will	2	2	1	3	.	.	1-0	.	.	.	.	1	.
Gainous, Kirmari	2	3	.	3	1.0-2	1.0-2	.	.	.	.	.	.	.
Monty, Brock	2	3	.	3	.	.	.	.	.	.	.	.	.
Hubert, Wyatt	2	2	.	2	2.0-9	2.0-9	.	.	1	.	1	.	.
Denson, Tee	1	.	1	1	.	.	.	.	.	.	.	.	.
Lewis, Tyrone	2	1	.	1	.	.	.	.	.	.	.	.	.
Newton, Derick	2	1	.	1	.	.	.	.	1	.	.	.	.
Trussell, Spencer	2	1	.	1	.	.	.	.	.	.	.	.	.
Henry, Hunter	2	1	.	1	.	.	.	.	.	.	.	.	.
Moore, Austin	2	.	1	1	.	.	.	.	.	.	.	.	.
<b>Total.....</b>	<b>2</b>	<b>89</b>	<b>50</b>	<b>139</b>	<b>11-58</b>	<b>6-38</b>	<b>4-4</b>	<b>7</b>	<b>5</b>	<b>2-0</b>	<b>2</b>	<b>2</b>	<b>.</b>
<b>Opponents.....</b>	<b>2</b>	<b>76</b>	<b>39</b>	<b>115</b>	<b>13.0-47</b>	<b>3-20</b>	<b>.</b>	<b>8</b>	<b>10</b>	<b>.</b>	<b>.</b>	<b>.</b>	<b>.</b>

**▼ SPECIAL TEAMS TACKLES**

PLAYER	TOTAL	KO	PUNT
Monty, Brock	2	1	1
Denson, Tee	1	1	0
Lewis, Tyrone	1	1	0
Moore, Austin	1	1	0
Parker, AJ	1	0	1
<b>TOTALS</b>	<b>6</b>	<b>4</b>	<b>2</b>

### ▼ GAME-BY-GAME TACKLES

PLAYER	UT-AT-TT	ASU	OU	TTU	TCU	KU	WVU	OSU	ISU	BU	UT
Hughes, Justin	9-7-16	5-1-6	4-6-10								
McPherson, Jahron	6-5-11	—	6-5-11								
Parker, AJ	6-4-10	2-0-2	4-4-8								
Sullivan, Elijah	6-3-9	5-0-5	1-3-4								
Duke, Khalid	3-6-9	DNP	3-6-9								
Jones, Wayne	7-1-8	5-1-6	2-0-2								
Wiley, Drew	3-3-6	2-0-2	1-3-4								
Elder, Ross	1-5-6	DNP	1-5-6								
Henington, Ryan	5-0-5	5-0-5	DNP								
Boye-Doe, Ekow	4-1-5	DNP	4-1-5								
Green, Daniel	4-1-5	4-0-4	0-1-1								
Fletcher, Cody	2-3-5	2-0-2	0-3-3								
Robinson, Lance	4-0-4	4-0-4	DNP								
Massie, Bronson	3-1-4	1-1-2	2-0-2								
Pickle, Jaylen	0-4-4	DNP	0-4-4								
Gardner, Justin	3-0-3	—	3-0-3								
Gainous, Kirmari	3-0-3	1-0-1	2-0-2								
Huggins, Eli	3-0-3	3-0-3	DNP								
Monty, Brock	3-0-3	2-0-2	1-0-1								
Thomas, Kiondre	3-0-3	3-0-3	DNP								
Jones II, Will	2-1-3	—	2-1-3								
Smith, TJ	2-1-3	1-0-1	1-1-2								
Hentz II, Robert	1-2-3	1-1-2	0-1-1								
Hubert, Wyatt	2-0-2	1-0-1	1-0-1								

### ▼ GAME-BY-GAME TACKLES FOR LOSS

PLAYER	TFL-Yds	ASU	OU	TTU	TCU	KU	WVU	OSU	ISU	BU	UT
Massie, Bronson	2.0-13	1.0-2	1.0-11								
Hubert, Wyatt	2.0-9	1.0-4	1.0-5								
Wiley, Drew	1.5-6	1.0-6	0.5-0								
McPherson, Jahron	1.0-11	—	1.0-11								
Huggins, Eli	1.0-10	1.0-10	DNP								
Duke, Khalid	1.0-3	DNP	1.0-3								
Fletcher, Cody	1.0-3	1.0-3	—								
Gainous, Kirmari	1.0-2	—	1.0-2								
Parker, AJ	0.5-1	—	0.5-1								
<b>TOTAL</b>	<b>11-58</b>	<b>5-25</b>	<b>6-33</b>								

### ▼ GAME-BY-GAME SACKS

PLAYER	SACK-Yds	ASU	OU	TTU	TCU	KU	WVU	OSU	ISU	BU	UT
Hubert, Wyatt	2.0-9	1.0-4	1.0-5								
Massie, Bronson	1.0-11	—	1.0-11								
Huggins, Eli	1.0-10	1.0-10	DNP								
Wiley, Drew	1.0-6	1.0-6	—								
Gainous, Kirmari	1.0-2	—	1.0-2								
<b>TOTAL</b>	<b>6-38</b>	<b>3-20</b>	<b>3-18</b>								



**▼ GAME-BY-GAME SUMMARIES**

GAME	Final Score	Score By Quarter				First Downs				Rushing			Passing			Total Offense		Punting	Fumbles	Penalty	Third Downs	Total ToP
		1	2	3	4 (OT)	Ru	Pa	Pn	Tot	Att	Yds	TD	C-A-I	Yds	TD	Att	Yds	No-Avg	No-Lost	No-Yds		
Arkansas State	35	7	7	7	14	8	15	3	26	33	159	0	25-38-1	330	5	71	489	4-30.0	1-1	4-58	6-13	25:44
K-State	31	7	14	0	10	6	12	3	21	39	91	2	18-30-0	283	2	69	374	4-41.2	0-0	8-85	1-11	34:16
K-State	38	0	7	14	17	3	6	1	10	26	66	4	18-25-0	334	1	51	400	6-40.5	1-0	13-108	2-11	27:52
Oklahoma	35	7	14	14	0	8	17	3	28	35	130	1	30-41-3	387	4	76	517	3-26.7	2-1	10-75	7-12	32:08
Texas Tech																						
K-State																						
K-State																						
TCU																						
Kansas																						
K-State																						
K-State																						
West Virginia																						
Oklahoma State																						
K-State																						
K-State																						
Iowa State																						
K-State																						
Baylor																						
Texas																						
K-State																						

**▼ GAME-BY-GAME STARTERS**
**OFFENSE**

Opponent	WR	LT	LG	C	RG	RT	TE	QB	FB	RB	WR
Arkansas State	Knowles	Leveston	Adler	Johnson	Rivas	Beebe	Lenners	Thompson	Dineen	Trotter	Taylor
Oklahoma	Knowles	Leveston	Adler	Johnson	Rivas	Beebe	Moore	Thompson	Wheeler (te)	Vaughn	Gill
Texas Tech											
TCU											
Kansas											
West Virginia											
Oklahoma State											
Iowa State											
Baylor											
Texas											

**DEFENSE**

Opponent	DE	DT	DT	DE	LB	LB	NB	CB	SS	FS	CB
Arkansas State	Hubert	Huggins	Wiley	Massie	Hughes	Sullivan	Jones II	Parker	Jones	McPherson	Robinson
Oklahoma	Hubert	Pickle	Wiley	Duke	Hughes	Sullivan	Parker	Boye-Doe	McPherson	Elder	Gardner
Texas Tech											
TCU											
Kansas											
West Virginia											
Oklahoma State											
Iowa State											
Baylor											
Texas											

**▼ CONSECUTIVE AND TOTAL CAREER STARTS**
**OFFENSE**

Player, Pos.	Yr.	Consecutive Starts	Total Starts	Starts by Year			
				2020	2019	2018	2017
Skylar Thompson, QB	Sr.	17	29	2	13	10	4
Malik Knowles, WR	So.	3	11	2	8	1	—
Josh Rivas, OL	Jr.	2	4	2	0	2	—
Ben Adler, OL	Jr.	2	2	2	0	0	—
Cooper Beebe, OL	RFr.	2	2	2	0	—	—
Noah Johnson, OL	Sr.	2	2	2	0	—	—
Kaitori Leveston, OL	So.	2	2	2	0	—	—
Briley Moore, TE	Sr.	1	23	1	1*	10*	10* (1* in 2016)
Wykeen Gill, WR	Sr.	1	5	1	3	1	0
Deuce Vaughn, RB	Fr.	1	1	1	—	—	—
Sammy Wheeler, TE	So.	1	1	1	0	—	—
Nick Lenners, FB/TE	Jr.	0	6	1	3	1	0
Harry Trotter, RB	Sr.	0	4	1	3	—	—
Mason Barta, FB	Jr.	0	4	4	0	—	—
Chabastin Taylor, WR	Jr.	0	3	1	2	0	—
Joshua Youngblood, WR	So.	0	3	3	—	—	—
Jax Dineen, FB	So.	0	2	1	1	—	—
Landry Weber, WR	Jr.	0	2	2	0	—	—
Phillip Brooks, WR	So.	0	1	1	0	—	—
Logan Long, OL	So.	0	1 (TE)	1 (TE)	—	—	—

**DEFENSE**

Player, Pos.	Yr.	Consecutive Starts	Total Starts	Starts by Year			
				2020	2019	2018	2017
Elijah Sullivan, LB	Sr.	15	18	2	13	1*	2 (0 in 2016)
Wyatt Hubert, DE	Jr.	12	21	2	12	7	—
Jahron McPherson, DB	Sr.	8	15	2	12	1	—
AJ Parker, DB	Sr.	2	26	2	8	12	4
Justin Hughes, LB	Sr.	2	9	2	0*	7	0 (0 in 2016)
Drew Wiley, DT	Sr.	2	2	2	0	0	0
Ekow Boye-Doe, DB	So.	1	1	1	0	—	—
Khalid Duke, DE	So.	1	1	1	0	—	—
Ross Elder, DB	Jr.	1	1	1	0	0	—
Justin Gardner, DB	Jr.	1	1	1	—	—	—
Jaylen Pickle, DT	So.	1	1	1	0	—	—
Wayne Jones, DB	So.	0	14	1	13	0	—
Lance Robinson, DB	So.	0	5	1	2	2	—
Bronson Massie, DE	Sr.	0	2	1	0	0	1
Eli Huggins, DT	Jr.	0	1	1	0	0	—
Will Jones II, DB	RFr.	0	1	1	0	—	—

\* Medical Redshirt

\* At Northern Iowa

## ▼ SCORING DRIVES

## KANSAS STATE

OPPONENT	QTR	TD	FG	PLAYER(S)	PLAY	PL	YDS	TIME
Arkansas State	1	X		Skylar Thompson to Phillip Brooks	17 yd pass	2	19	0:51
	2	X		Deuce Vaughn	3 yd run	7	49	3:47
	2	X		Skylar Thompson to Briley Moore	7 yd pass	7	92	4:01
	4	X		Harry Trotter	5 yd run	10	55	5:07
	4		X	Blake Lynch	35 yd field goal	7	47	3:17
Oklahoma	2	X		Skylar Thompson to Chabastin Taylor	39-yd pass	9	65	4:37
	3	X		Skylar Thompson	1-yd run	3	78	1:35
	3	X		Skylar Thompson	2-yd run	3	75	1:10
	4	X		Skylar Thompson	4-yd run	8	38	3:47
	4	X		Deuce Vaughn	38-yd run	2	38	0:10
	4		X	Blake Lynch	50 yd field goal	5	29	2:00

## OPPONENTS

OPPONENT	QTR	TD	FG	PLAYER(S)	PLAY	PL	YDS	TIME
Arkansas State	1	X		Logan Bonner to Jonathan Adams	2 yd pass	9	75	3:26
	2	X		Jeff Foreman to Rashaud Paul	48 yd pass	5	75	1:51
	3	X		Layne Hatcher to Giles Amos	8 yd pass	5	77	1:46
	4	X		Logan Bonner to Jonathan Adams	5 yd pass	10	71	3:00
	4	X		Layne Hatcher to Jonathan Adams	17 yd pass	7	65	1:46
Oklahoma	1	X		Spencer Rattler to Marvin Mims	11-yd pass	11	83	4:37
	2	X		Spencer Rattler to Drake Stoops	32-yd pass	9	74	3:57
	2	X		Spencer Rattler to Marvin Mims	9-yd pass	10	75	4:26
	3	X		Spencer Rattler to Jeremiah Hall	21-yd pass	5	87	1:50
	3	X		Seth McGowan	5-yd run	5	75	2:14

## ▼ DRIVE SUPERLATIVES

	KANSAS STATE	OPPONENT
Most Plays/Result	10/TD vs. Arkansas State	12/Missed FG by Arkansas State
Most Yards/Result	92/TD vs. Arkansas State	87/TD by Oklahoma
Most Time/Result	4:37/TD at Oklahoma	5:18/Missed FG by Arkansas State

## ▼ AVERAGE STARTING FIELD POSITION

	Total Drives	Total Yd. Line	Average Field Pos.	Started in Opp.	Total Scores	TD	FG	MFG	Punts	Downs	To	Clock	Total Off. Points
K-State	27	977	Own 36	6	11	9	2	2	10	0	0	4	69
Opponents	25	606	Own 24	0	10	10	0	1	7	0	6	0	66

## ▼ DRIVE CHART (NO. OF DRIVES/TD/FG)

Drive Start Result	1-9 NO/TD/FG	10-19 NO/TD/FG	20-29 NO/TD/FG	30-39 NO/TD/FG	40-49 NO/TD/FG	50+ NO/TD/FG
Arkansas State	1/1/0	2/0/0	1/0/0	3/0/1	3/1/0	3/2/0
Oklahoma	0/0/0	1/0/0	6/2/0	3/1/1	1/0/0	3/2/0
Texas Tech						
TCU						
Kansas						
West Virginia						
Oklahoma State						
Iowa State						
Baylor						
Texas						

## ▼ 3-AND-OUT

	Kansas State 3-and-Out/Drives	Opponent 3-and-Out/Drives
Arkansas State	2/13	4/12
Oklahoma	5/14	1/13
Texas Tech		
TCU		
Kansas		
West Virginia		
Oklahoma State		
Iowa State		
Baylor		
Texas		

## ▼ SCORING DRIVE ANALYSIS

Yardage	KANSAS STATE		OPPONENTS	
	TD	FG	TD	FG
No Drive	0	0	0	0
Minus Yds.	0	0	0	0
0-9	0	0	0	0
10-19	1	0	0	0
20-29	0	1	0	0
30-39	2	0	0	0
40-49	1	1	0	0
50-59	1	0	0	0
60-69	1	0	1	0
70-79	1	0	7	0
80-89	0	0	2	0
90-99	1	0	0	0

## ▼ GAME-OPENING DRIVES

Opponent	KANSAS STATE			OPPONENTS		
	Pts.	1st Dns.	Yds.	Pts.	1st Dns.	Yds.
Arkansas St.	7	1	19	0	0	3
Oklahoma	0	0	8	0	2	41
Texas Tech						
TCU						
Kansas						
West Virginia						
Oklahoma State						
Iowa State						
Baylor						
Texas						

## ▼ SECOND HALF-OPENING DRIVES

Opponent	KANSAS STATE			OPPONENTS		
	Pts.	1st Dns.	Yds.	Pts.	1st Dns.	Yds.
Arkansas St.	0	1	17	0	4	70
Oklahoma	0	0	5	0	1	20
Texas Tech						
TCU						
Kansas						
West Virginia						
Oklahoma State						
Iowa State						
Baylor						
Texas						

▼ LONG PLAYS (20-PLUS YARDS)

KANSAS STATE

Yards	Opponent	Play (Result)
78	Oklahoma	Mozee 78 pass from Thompson (1st and Goal at OU 2)
77	Oklahoma	Vaughn 77 pass from Thompson (1st and Goal at OU 1)
42	Arkansas State	Taylor 42 pass from Thompson (1st and 10 at AS 35)
39	Oklahoma	Taylor 39 pass from Thompson (TD)
38	Oklahoma	Vaughn 38 run (TD)
35	Oklahoma	Vaughn 35 pass from Thompson (1st and 10 at OU 15)
35	Arkansas State	Taylor 35 pass from Thompson (1st and 10 at KS 45)
27	Arkansas State	Knowles 27 pass from Thompson (1st and Goal at AS 8)
24	Arkansas State	Trotter 24 run (1st and Goal at AS 5)
24	Arkansas State	Dineen 24 pass from Howard (1st and 10 at AS 32)
24	Arkansas State	Vaughn 24 pass from Thompson (1st and 10 at AS 25)
24	Arkansas State	Wheeler 24 pass from Thompson (1st and 10 at AS 40)
23	Oklahoma	Brooks 23 pass from Thompson (1st and 10 at OU 38)
20	Arkansas State	Taylor 20 run (1st and 10 at AS 14)

No. of plays from scrimmage, 20+ yards: 14 (3 run/11 pass)

No. of plays from scrimmage, 40+ yards: 3 (0 run/3 pass)

Returns	Opponent	Player
Kickoff	Arkansas State	Knowles 26 yards
Punt		
Interception		
Fumble		
No. of returns 20+ yards: 4 (4 KR/0 PR/0 Int/0 Fum)		
No. of returns 40+ yards: 0 (0 KR/0 PR/0 Int/0 Fum)		

OPPONENTS

Yards	Opponent	Play (Result)
58	Arkansas State	Pare 58 run (1st and 10 at KS 14)
51	Oklahoma	Stoops 51 pass from Rattler (1st and Goal at KS 5)
48	Arkansas State	Paul 48 pass from Foreman (TD)
34	Arkansas State	Rucker 34 pass from Bonner (1st and Goal at KS 8)
33	Arkansas State	Adams 33 pass from Bonner (1st and 10 at KS 20)
32	Oklahoma	Stoops 32 pass from Rattler (TD)
29	Oklahoma	Stogner 29 pass from Rattler (1st and 10 at OU 42)
25	Oklahoma	Howard 25 pass from Rattler (1st and 10 at OU 32)
25	Arkansas State	Jones 25 run (1st and 10 at KS 32)
23	Oklahoma	Stogner 23 pass from Rattler (1st and 10 at OU 42)
21	Oklahoma	Hall 21 pass from Rattler (TD)
21	Oklahoma	Rambo 21 run (1st and 10 at OU 46)
21	Arkansas State	Adams 21 pass from Bonner (1st and 10 at KS 39)
21	Arkansas State	Bowling 21 pass from Bonner (1st and 10 at KS 12)
20	Oklahoma	Willis 20 pass from Rattler (1st and 10 at OU 38)
20	Arkansas State	Graham 20 pass from Bonner (1st and 10 at KS 42)

No. of plays from scrimmage, 20+ yards: 16 (3 run/13 pass)

No. of plays from scrimmage, 40+ yards: 3 (1 run/2 pass)

Returns	Opponent	Player
Kickoff	Arkansas State	Paul 45 yards
Punt		
Interception		
Fumble		
No. of returns 20+ yards: 3 (3 KR/0 PR/0 Int/0 Fum)		
No. of returns 40+ yards: 1 (1 KR/0 PR/0 Int/0 Fum)		

▼ THIRD-DOWN CONVERSIONS

BY QUARTER	1	2	3	4	TOTAL
KANSAS STATE	0-4	2-7	1-5	0-6	3-22
PCT.	.000	.286	.200	.000	.136
Opponents	5-9	1-2	4-6	3-8	13-25
PCT.	.556	.500	.667	.375	.520
BY YARDAGE	1-3	4-6	7-10	11+	TOTAL
KANSAS STATE	0-3	0-2	2-7	1-10	3-22
PCT.	.000	.000	.286	.100	.136
Opponents	6-6	3-5	3-11	1-3	13-25
PCT.	1.000	.600	.273	.333	.520

WHO CONVERTS FOR K-STATE: Taylor 1, Thompson 1, Vaughn 1.

▼ RED ZONE

Opponent	Score	Times Inside Opp. 20	Times Scored	Total Pts	Total TDs	Rush TDs	Pass TDs	FGs Made	<----- Failed to score inside opp. 20 ----->						
Arkansas State	31-35	5	5	31	4	2	2	1	0	0	0	0	0	0	0
Oklahoma	38-35	3	3	21	3	3	0	0	0	0	0	0	0	0	0
Texas Tech															
TCU															
Kansas															
West Virginia															
Oklahoma State															
Iowa State															
Baylor															
Texas															
Totals	69-70	8	8	52	7	5	2	1	0	0	0	0	0	0	0
Opponents	70-69	9	7	49	7	1	6	0	1	0	0	1	0	0	0

Season Percentage - Overall: 8 of 8 (100.0%)

Season Percentage - Touchdowns: 7 of 8 (87.5%)

Season Percentage - Field Goals: 1 of 8 (12.5%)



## ▼ SUPERLATIVES

## KANSAS STATE

## INDIVIDUAL

**Longest Rush:** 38, Deuce Vaughn at Oklahoma  
**Longest Touchdown Run:** 38, Deuce Vaughn at Oklahoma  
**Longest Pass:** 78, Skylar Thompson at Oklahoma  
**Longest TD Pass:** 39, Skylar Thompson at Oklahoma  
**Longest Punt Return:** 17, Phillip Brooks vs. Arkansas State  
**Longest Kickoff Return:** 26, Malik Knowles vs. Arkansas State  
**Longest Interception Return:** 4, Elijah Sullivan at Oklahoma  
**Most Punts:** 3, Jack Blumer and Ty Zentner at Oklahoma  
**Longest Punt:** 54, Jack Blumer vs. Arkansas State  
**Highest Punt Average:** 44.5, Jack Blumer vs. Arkansas State  
**Longest Field Goal:** 50, Blake Lynch at Oklahoma  
**Most Field Goals:** 1, Blake Lynch vs. Arkansas State and at Oklahoma  
**Most TDs Rushing:** 3, Skylar Thompson at Oklahoma  
**Most TDs Receiving:** 1, Phillip Brooks and Briley Moore vs. Arkansas State; Chabastin Taylor at Oklahoma  
**Most TDs Passing:** 2, Skylar Thompson vs. Arkansas State  
**Most Rushing Attempts:** 16, Harry Trotter vs. Arkansas State  
**Most Yards Rushing:** 47, Deuce Vaughn vs. Arkansas State  
**Most Pass Attempts:** 29, Skylar Thompson vs. Arkansas State  
**Most Pass Completions:** 18, Skylar Thompson at Oklahoma  
**Most Yards Passing:** 334, Skylar Thompson at Oklahoma  
**Most Receptions:** 6, Briley Moore vs. Arkansas State  
**Most Yards Receiving:** 98, Chabastin Taylor vs. Arkansas State  
**Most Total Offense:** 344, Skylar Thompson at Oklahoma  
**Most All-Purpose Yards:** 174, Deuce Vaughn at Oklahoma  
**Most Interceptions:** 1, four times  
**Most Tackles:** 11, Jahron McPherson at Oklahoma  
**Most Solo Tackles:** 6, Jahron McPherson at Oklahoma  
**Most Quarterback Sacks:** 1.0, four times  
**Most Tackles for Loss:** 1.0, 10 times  
**Most Passes Broken Up:** 3, AJ Parker vs. Arkansas State

## TEAM

	High	Low
Rushes	39 (Arkansas State)	26 (Oklahoma)
Yards Rushing	91 (Arkansas State)	66 (Oklahoma)
TD Rushes	4 (Oklahoma)	2 (Arkansas State)
Pass Attempts	30 (Arkansas State)	25 (Oklahoma)
Pass Completions	18 (Arkansas State/Oklahoma)	—
Yards Passing	334 (Oklahoma)	283 (Arkansas State)
TD Passes	2 (Arkansas State)	1 (Oklahoma)
Total Plays	69 (Arkansas State)	51 (Oklahoma)
Total Offense	400 (Oklahoma)	374 (Arkansas State)
Points	38 (Oklahoma)	31 (Arkansas State)
Sacks By	3 (Arkansas State/Oklahoma)	—
First Downs	21 (Arkansas State)	10 (Oklahoma)
Penalties	13 (Oklahoma)	8 (Arkansas State)
Penalty Yards	108 (Oklahoma)	85 (Arkansas State)
Turnovers	0 (Arkansas State/Oklahoma)	—
Interceptions By	—	—

## TURNOVER CHART

GAME	TAKEAWAYS			GIVEAWAYS			DIFF.	K-STATE PTS OFF	OPP PTS OFF
	FUM	INT	TOT	FUM	INT	TOT			
Arkansas State	1	1	2	0	0	0	+2	7	0
Oklahoma	1	3	4	0	0	0	+4	14	0
Texas Tech									
TCU									
Kansas									
West Virginia									
Oklahoma State									
Iowa State									
Baylor									
Texas									
<b>TOTAL</b>	<b>2</b>	<b>4</b>	<b>6</b>	<b>0</b>	<b>0</b>	<b>0</b>	<b>+6</b>	<b>21</b>	<b>0</b>
<b>AVG. PER GAME</b>	<b>1.0</b>	<b>2.0</b>	<b>3.0</b>	<b>0.0</b>	<b>0.0</b>	<b>0.0</b>	<b>+3.0</b>	<b>10.5</b>	<b>0.0</b>

## OPPONENT

## INDIVIDUAL

**Longest Rush:** 58, Lincoln Pare, Arkansas State  
**Longest Touchdown Run:** 5, Seth McGowan, Oklahoma  
**Longest Pass:** 51, Spencer Rattler, Oklahoma  
**Longest TD Pass:** 48, Jeff Foreman, Arkansas State  
**Longest Punt Return:** -3, Marvin Mims, Oklahoma  
**Longest Kickoff Return:** 45, Rashaud Paul, Arkansas State  
**Longest Interception Return:** none  
**Most Punts:** 3, Ryan Hanson, Arkansas State  
**Longest Punt:** 45, Reeves Mundschau, Oklahoma  
**Highest Punt Average:** 40.0, Ryan Hanson, Arkansas State and Reeves Mundschau, Oklahoma  
**Longest Field Goal:** none  
**Most Field Goals:** none  
**Most TDs Rushing:** 1, Seth McGowan, Oklahoma  
**Most TDs Receiving:** 3, Jonathan Adams, Arkansas State  
**Most TDs Passing:** 4, Spencer Rattler, Oklahoma  
**Most Rushing Attempts:** 16, Jamal Jones, Arkansas State  
**Most Yards Rushing:** 95, Jamal Jones, Arkansas State  
**Most Pass Attempts:** 41, Spencer Rattler, Oklahoma  
**Most Pass Completions:** 30, Spencer Rattler, Oklahoma  
**Most Yards Passing:** 387, Spencer Rattler, Oklahoma  
**Most Receptions:** 8, Jonathan Adams, Arkansas State  
**Most Yards Receiving:** 98, Jonathan Adams, Arkansas State  
**Most Total Offense:** 382, Spencer Rattler, Oklahoma  
**Most All-Purpose Yards:** 155, Rashaud Paul, Arkansas State  
**Most Interceptions:** none  
**Most Tackles:** 9, Elery Alexander and Jaden Harris, Arkansas State  
**Most Solo Tackles:** 9, Elery Alexander, Arkansas State  
**Most Quarterback Sacks:** 1.0, Fred Hervey and TW Ayers, Arkansas State; DaShaun White, Oklahoma  
**Most Tackles for Loss:** 3.0, Justin Rice, Arkansas State  
**Most Passes Broken Up:** 2, Kenneth Harris, Arkansas State

## TEAM

	High	Low
Rushes	35 (Oklahoma)	33 (Arkansas State)
Yards Rushing	159 (Arkansas State)	130 (Oklahoma)
TD Rushes	1 (Oklahoma)	0 (Arkansas State)
Pass Attempts	41 (Oklahoma)	38 (Arkansas State)
Pass Completions	30 (Oklahoma)	25 (Arkansas State)
Yards Passing	387 (Oklahoma)	330 (Arkansas State)
TD Passes	5 (Arkansas State)	4 (Oklahoma)
Total Plays	76 (Oklahoma)	71 (Arkansas State)
Total Offense	517 (Oklahoma)	489 (Arkansas State)
Points	35 (Arkansas State/Oklahoma)	—
Sacks By	2 (Arkansas State)	1 (Oklahoma)
First Downs	28 (Oklahoma)	26 (Arkansas State)
Penalties	10 (Oklahoma)	4 (Arkansas State)
Penalty Yards	75 (Oklahoma)	58 (Arkansas State)
Turnovers	4 (Oklahoma)	2 (Arkansas State)
Interceptions By	3 (Oklahoma)	1 (Arkansas State)

## KICKOFFS

**Kickoffs:** 13  
**Touchbacks (pct.):** 8 (61.5)  
**Fair Catches:** 2  
**Downed Kicks:** 0  
**Out of Bounds:** 0  
**On-Side Kicks (No./Recovered by KS):** 0/0  
**Opponent Returns (No.-Yds./Avg):** 3-100/33.0  
**Opponent Touchdowns:** 0

## KICKOFF RETURNS

**Kickoffs:** 11  
**Touchbacks (pct.):** 2 (18.2)  
**Fair Catches:** 0  
**Downed Kicks:** 0  
**Out of Bounds:** 0  
**On-Side Kicks (No./Recovered by Opp):** 0/0  
**Returns (No.-Yds./Avg):** 9-131/14.6  
**Touchdowns:** 0

**GAME ONE**

<b>ARKANSAS ST.</b>	<b>7</b>	<b>7</b>	<b>7</b>	<b>14</b>	<b>-</b>	<b>35</b>
<b>K-STATE</b>	<b>7</b>	<b>14</b>	<b>0</b>	<b>10</b>	<b>-</b>	<b>31</b>

Sept. 12 | Bill Snyder Family Stadium | Manhattan, Kan. | 11:05 a.m. | Att: 11,040


**TEAM STATISTICS**

	ASU	K-STATE
<b>FIRST DOWNS</b>	<b>26</b>	<b>21</b>
Rushing	8	6
Passing	15	12
Penalty	3	3
<b>NET YARDS RUSHING</b>	<b>159</b>	<b>91</b>
Rushing Attempts	33	39
Average Per Rush	4.8	2.3
Rushing Touchdowns	0	2
Yards Gained Rushing	191	137
Yards Lost Rushing	32	46
<b>NET YARDS PASSING</b>	<b>330</b>	<b>283</b>
Completions-Attempts-Int	25-38-1	18-30-0
Average Per Attempt	8.7	9.4
Average Per Completion	13.2	15.7
Passing Touchdowns	5	2
<b>TOTAL OFFENSE YARDS</b>	<b>489</b>	<b>374</b>
Total offense plays	71	69
Average Gain Per Play	6.9	5.4
<b>Fumbles: Number-Lost</b>	<b>1-1</b>	<b>0-0</b>
<b>Penalties: Number-Yards</b>	<b>4-58</b>	<b>8-85</b>
<b>PUNTS-YARDS</b>	<b>4-120</b>	<b>4-165</b>
Average Yards Per Punt	30.0	41.2
Net Yards Per Punt	23.5	41.2
Inside 20	1	2
50+ Yards	0	1
Touchbacks	0	0
Fair catch	0	3
<b>KICKOFFS-YARDS</b>	<b>5-216</b>	<b>6-323</b>
Average Yards Per Kickoff	43.2	53.8
Net Yards Per Kickoff	31.2	32.5
Touchbacks	0	2
<b>Punt returns: Number-Yards-TD</b>	<b>0-0-0</b>	<b>3-26-0</b>
Average Per Return	0.0	8.7
<b>Kickoff returns: Number-Yds-TD</b>	<b>2-78-0</b>	<b>5-60-0</b>
Average Per Return	39.0	12.0
<b>Interceptions: Number-Yds-TD</b>	<b>0-0-0</b>	<b>1-0-0</b>
<b>Fumble Returns: Number-Yds-TD</b>	<b>0-0-0</b>	<b>0-0-0</b>
<b>Miscellaneous Yards</b>	<b>0</b>	<b>0</b>
<b>Possession Time</b>	<b>25:44</b>	<b>34:16</b>
1st Quarter	8:28	6:32
2nd Quarter	4:29	10:31
3rd Quarter	7:04	7:56
4th Quarter	5:43	9:17
<b>Third-Down Conversions</b>	<b>6 of 13</b>	<b>1 of 11</b>
<b>Fourth-Down Conversions</b>	<b>0 of 0</b>	<b>2 of 2</b>
<b>Red-Zone Scores-Chances</b>	<b>4-6</b>	<b>5-5</b>
Touchdowns	4-6	4-5
Field goals	0-6	1-5
<b>Sacks By: Number-Yards</b>	<b>2-13</b>	<b>3-20</b>
<b>PAT Kicks</b>	<b>5-5</b>	<b>4-4</b>
<b>Field Goals</b>	<b>0-1</b>	<b>1-3</b>

**► Game Notes**

• It was the third all-time meeting between Kansas State and Arkansas State, and the first since 1980... K-State is now 2-1 all-time against the Red Wolves — with all three matchups occurring in Manhattan — while the Wildcats are 10-2 all-time against current members of the Sun Belt... K-State is now 86-35-5 all-time in season openers, while they are 93-28-5 in home openers... It was the first home-opening loss by the Wildcats since a 24-21 setback to North Dakota State in 2013.

• Defensive back **Will Jones II** blocked Arkansas State's first punt of the day, which led to a K-State touchdown on the subsequent drive... It was the Wildcats' first blocked punt in a season opener since Emmanuel Lamur blocked a field goal against UMass in 2009... It was the Wildcats' first blocked punt in a season opener since Brice Libel did so against Temple in 1999.

• Following the blocked punt, K-State needed just two plays to get into the end zone on a **Skylar Thompson-to-Phillip Brooks** 17-yard pass with 13:24 remaining in the first quarter... It marked the third time in the last six years that K-State has scored within the first two minutes of a season opener... In 2017, Alex Barnes scored on a 1-yard run with 13:58 remaining in the first quarter... In 2015, Morgan Burns returned the opening kickoff 100 yards and crossed the goal line with 14:48 left in the first quarter.

• **Briley Moore** hauled in a team-leading six receptions for 54 yards, which included a 7-yard touchdown... His six receptions were the most by a Wildcat tight end in a single game since Travis Tannahill also had six at Baylor in 2012.

**CATS FALL TO A-STATE IN SEASON OPENER**

**MANHATTAN, Kan.** — When Ty Zentner's opening kick sailed through the back of the end zone on Saturday morning, K-State pulled off the upset against an opponent they have battled since March.

But it was the opponent that arrived at Bill Snyder Family Stadium on Saturday that caused problems for the Wildcats in a 35-31 loss to Arkansas State.

Will Jones II blocked the first punt of the game and Deuce Vaughn scored the first touchdown of his K-State career, but a locked in Arkansas State passing attack doomed the Wildcats in the season opener.

It marks the first season-opening defeat in Manhattan for K-State since a loss to North Dakota State in 2013, when Chris Klieman was on the Bison sideline as a defensive coordinator.

Playing their first game after an offseason dominated by COVID-19 precautions, K-State hosted socially distanced fans at Bill Snyder Family Stadium on Saturday afternoon for their only non-conference game of 2020.

It wasn't perfect, but it was unmistakably college football.

In their latest season opener since 1992, K-State out-possessed Arkansas State by almost nine minutes but had no answer for receiver Jonathan Adams Jr. and a Red Wolves defense that caused problems in the trenches.

Vaughn, a true freshman, racked up 71 all-purpose yards in his first college game and flashed the potential to be a four-year force in the K-State backfield.

His 24-yard reception helped get the Wildcats in business in the second quarter, before Vaughn punched it in from three yards out for the first touchdown of his college career.

Harry Trotter added another rushing touchdown on the afternoon for K-State.

It took only five plays on Saturday for Jones II to put his stamp on the 2020 season, when the freshman got a jump off the edge and blocked the first punt of the game for the Wildcats.

It was the first blocked punt of his career, but Jones II — who appeared in four games last season while retaining his redshirt — wasn't done making an impact against Arkansas State.

Later in the quarter, he picked off Red Wolves quarterback Logan Bonner, setting up the Wildcats at midfield before Vaughn put K-State up 14-7.

It was a lead the Wildcats would protect until the fourth quarter.

Even after falling behind, K-State scored 10 straight points to retake a 31-28 lead late in the game following a 35-yard field goal by Blake Lynch.

The Red Wolves responded with a 65-yard drive inside the game's final two minutes.

Bonner threw for 204 yards to lead Arkansas State on the afternoon, but it was Layne Hatcher who found Adams Jr. for the game-winning touchdown with 38 seconds to go in Manhattan.

The Wildcats had a few shots at the endzone in the final seconds, but Skylar Thompson couldn't write a heroic ending to an afternoon when he finished with 259 yards passing and a pair of touchdowns.

**SCORING SUMMARY**

Team	Qtr/Time	Scoring Play	Conversion	Plays-Yds-TOP	Score
KS	1st/13:24	Brooks 17 yd pass from Thompson	Lynch kick	2-19-0:51	0-7
AS	1st/9:58	Adams 2 yd pass from Bonner	Grupe kick	9-75-3:26	7-7
KS	2nd/13:29	Vaughn 3 yd run	Lynch kick	7-49-3:47	7-14
KS	2nd/8:41	Moore 7 yd pass from Thompson	Lynch kick	7-92-4:01	7-21
ASU	2nd/6:50	Paul 48 yd pass from Foreman	Grupe kick	5-75-1:51	14-21
ASU	3rd/2:28	Amos 8 yd pass from Hatcher	Grupe kick	5-77-1:46	21-21
ASU	4th/11:49	Adams 5 yd pass from Bonner	Grupe kick	10-71-3:00	28-21
KS	4th/6:35	Trotter 5 yd run	Lynch kick	10-55-5:07	28-28
KS	4th/2:30	Lynch 35 yd field goal		7-47-3:14	28-31
ASU	4th/0:38	Adams 17 yd pass from Hatcher	Grupe kick	7-65-1:46	35-31

**STATISTICAL LEADERS**
**► Arkansas State**

Rushing	Att	Yds	TD	Lg	Avg
Jones	16	95	0	25	5.9
Pare	4	65	0	58	16.2
Graham	7	24	0	11	3.4
Hatcher	2	-4	0	2	-2.0

Passing	C-A-I	Yds	TD	Lg	Sack
Bonner	17-28-1	204	2	34	2
Hatcher	6-8-0	61	2	21	1
Foreman	1-1-0	48	1	48	0
Paul	1-1-0	17	0	17	0

Receiving	Rec	Yds	TD	Lg
Adams	8	98	3	33
Paul	4	77	1	48
Tyler	3	22	0	8
Rucker	2	39	0	34
Bowling	2	35	0	21
Amos	2	17	1	9

**► Kansas State**

Rushing	Att	Yds	TD	Lg	Avg
Vaughn	12	47	1	19	3.9
Trotter	16	43	1	24	2.7
Taylor	1	20	0	20	20.0
Thompson	7	7	0	10	1.0

Passing	C-A-I	Yds	TD	Lg	Sack
Thompson	17-29-0	259	2	42	2
Howard	1-1-0	24	0	24	0

Receiving	Rec	Yds	TD	Lg
Moore	6	54	1	17
Taylor	4	98	0	42
Brooks	2	24	1	17
Trotter	2	8	0	5
Knowles	1	27	0	27
Dineen	1	24	0	24
Wheeler	1	24	0	24
Vaughn	1	24	0	24

## GAME TWO

<b>K-STATE</b>	<b>0</b>	<b>7</b>	<b>14</b>	<b>17</b>	<b>-</b>	<b>38</b>
<b>3/3 OKLAHOMA</b>	<b>7</b>	<b>14</b>	<b>14</b>	<b>0</b>	<b>-</b>	<b>35</b>

Sept. 26 | Memorial Stadium | Norman, Okla. | 11:05 a.m. | Att: 22,700



## TEAM STATISTICS

	K-STATE	OU
<b>FIRST DOWNS</b>	<b>10</b>	<b>28</b>
Rushing	3	8
Passing	6	17
Penalty	1	3
<b>NET YARDS RUSHING</b>	<b>66</b>	<b>130</b>
Rushing Attempts	26	35
Average Per Rush	2.5	3.7
Rushing Touchdowns	4	1
Yards Gained Rushing	89	156
Yards Lost Rushing	23	26
<b>NET YARDS PASSING</b>	<b>334</b>	<b>387</b>
Completions-Attempts-Int	18-25-0	30-41-3
Average Per Attempt	13.4	9.4
Average Per Completion	18.6	12.9
Passing Touchdowns	1	4
<b>TOTAL OFFENSE YARDS</b>	<b>400</b>	<b>517</b>
Total offense plays	51	76
Average Gain Per Play	7.8	6.8
<b>Fumbles: Number-Lost</b>	<b>1-0</b>	<b>2-1</b>
<b>Penalties: Number-Yards</b>	<b>13-108</b>	<b>10-75</b>
<b>PUNTS-YARDS</b>	<b>6-243</b>	<b>3-80</b>
Average Yards Per Punt	40.5	26.7
Net Yards Per Punt	41.0	24.3
Inside 20	2	0
50+ Yards	0	0
Touchbacks	0	0
Fair catch	2	2
<b>KICKOFFS-YARDS</b>	<b>7-355</b>	<b>6-375</b>
Average Yards Per Kickoff	50.7	62.5
Net Yards Per Kickoff	26.1	42.3
Touchbacks	6	2
<b>Punt returns: Number-Yards-TD</b>	<b>1-7-0</b>	<b>2--3-0</b>
Average Per Return	7.0	-1.5
<b>Kickoff returns: Number-Yds-TD</b>	<b>4-71-0</b>	<b>1-22-0</b>
Average Per Return	17.8	22.0
<b>Interceptions: Number-Yds-TD</b>	<b>3-4-0</b>	<b>0-0-0</b>
<b>Fumble Returns: Number-Yds-TD</b>	<b>0-0-0</b>	<b>0-0-0</b>
<b>Miscellaneous Yards</b>	<b>0</b>	<b>0</b>
<b>Possession Time</b>	<b>27:52</b>	<b>32:08</b>
1st Quarter	3:50	11:10
2nd Quarter	9:32	5:28
3rd Quarter	7:14	7:46
4th Quarter	7:16	7:44
<b>Third-Down Conversions</b>	<b>2 of 11</b>	<b>7 of 12</b>
<b>Fourth-Down Conversions</b>	<b>2 of 2</b>	<b>1 of 2</b>
<b>Red-Zone Scores-Chances</b>	<b>3-3</b>	<b>3-3</b>
Touchdowns	3-3	3-3
Field goals	0-3	0-3
<b>Sacks By: Number-Yards</b>	<b>3-18</b>	<b>1-7</b>
<b>PAT Kicks</b>	<b>5-5</b>	<b>5-5</b>
<b>Field Goals</b>	<b>1-1</b>	<b>0-0</b>

## ► Game Notes

• The win was the first ever by K-State on the road against a top-three team in the Associated Press... The Wildcats had previously been 0-16 in such games... Overall, K-State is now 2-36 all-time against teams ranked in the top three... The other win was against No. 1 Oklahoma in the 2003 Big 12 Championship... The highest ranked team K-State had beaten on the road prior to Saturday was No. 6 Oklahoma in a 24-19 decision in 2012.

• Kansas State trailed by 21 points twice, including a 35-14 deficit with 2:46 left in the third quarter... It tied for the largest comeback in school history, which had been done four other times... The last 21-point comeback was a 38-35 victory over Iowa State in 2015.

• Skylar Thompson finished the game throwing for a career-high 334 yards and one touchdown on 18-of-25 aim... His 334 passing yards topped his previous high of 299 yards last year against West Virginia... It was the Wildcats' first 300-yard passing game since Jesse Ertz went for 333 yards in the 2017 season opener against Central Arkansas.

• Thompson had three rushing scores to move his career mark to 22 and him move into fifth place in school history among quarterbacks... Of his 22 career rushing scores, eight have come against Oklahoma, which is 36.4%.

• Running back Deuce Vaughn finished the game with 129 receiving yards on four receptions... It was just the fifth time in school history a running back had a 100-yard receiving game and the first since Henry Hawthorne went for 138 yards against Oklahoma in Norman during the 1970 season.

## CATS USE HUGE SECOND HALF IN WIN AT #3 OU

**NORMAN, Okla.** — You could start with the game-winning field goal from Blake Lynch. But what about the three rushing touchdowns from Skylar Thompson and the 31 second-half points?

Maybe you want to focus on the 174 all-purpose yards from Deuce Vaughn, but you can't ignore a defense, missing five players, that picked off Oklahoma quarterback Spencer Rattler three times in a comeback win that tied for the largest in K-State history.

When you talk about the Saturday afternoon when Kansas State made history in Norman with a 38-35 win over No. 3 Oklahoma, you could really start anywhere.

Chris Klieman will start on Friday.

That's when Klieman learned K-State would have enough players to face the Sooners, but would need to rely on seven Wildcats off the bench to fill out their two-deep roster in Norman.

A short-handed K-State defense put their stamp on the game early.

On Oklahoma's first drive of the afternoon, Elijah Sullivan grabbed a tipped pass at the line of scrimmage for his first interception of the year.

Later in the half, Justin Gardner — one of those defensive players pressed into a starting role — went stride-for-stride with Oklahoma wide receiver Marvin Mims for the team's second takeaway of the afternoon.

K-State couldn't turn those early interceptions into points, but the Wildcats found a spark on offense late in the first half.

On 3rd and 18 near midfield, Skylar Thompson connected with Chabastin Taylor on a 39-yard dart to put K-State on the board. An otherwise quiet first half allowed the Sooners to take a 21-7 lead into the locker room.

Thompson was banged up again on Saturday but finished the afternoon with 334 yards passing.

What happened after halftime will go down as one of the most impressive 30 minutes in the history of Kansas State football.

The K-State defense went the distance on Saturday with the No. 3 team in the country. The Wildcats came up with a huge fourth-down stop to kick off the second half, shutting down Rattler in a short-yardage situation at midfield.

After Oklahoma found the end zone on their next drive, Thompson responded quickly with a 77-yard pass to Vaughn, giving the freshman a chance to show off the playmaking ability that has been one of the stories of the 2020 season.

And the 'Cats weren't done. Not even close.

The touchdown would be the first of four consecutive scoring drives for K-State, as the Wildcats erased a 35-14 deficit in the third quarter.

Vaughn posted 129 receiving yards and scored a touchdown in his first college start on Saturday. The true freshman's 174 all-purpose yards against Oklahoma helped cement an electric start to Vaughn's career, through just two games with K-State.

AJ Parker was busy on passing downs all afternoon, but saved his biggest moment of the game for special teams, blocking a punt midway through the fourth quarter to keep K-State rolling.

Thompson tossed a 77-yard pass, a 78-yard pass and rushed for three touchdowns to help the Wildcats close the game on a 31-7 run. On their final drive of the game, the Wildcats set up a 50-yard game-winning field goal from Lynch.

Oklahoma had the ball needing a touchdown to win the game, before Jahron McPherson came up with the game-winning interception to seal the win in the final seconds.

## SCORING SUMMARY

Team	Qtr/Time	Scoring Play	Conversion	Plays-Yds-TOP	Score
OU	1st/5:29	Mims 11 yd pass from Rattler.	Brkic kick	11-83-4:37	0-7
OU	2nd/14:50	Stoops 32 yd pass from Rattler	Brkic kick	9-74-3:57	0-14
KS	2nd/5:10	Taylor 39 yd pass from Thompson	Lynch kick	9-65-4:37	7-14
OU	2nd/0:44	Mims 9 yd pass from Rattler	Brkic kick	10-75-4:26	7-21
OU	3rd/6:35	Hall 21 yd pass from Rattler	Brkic kick	5-87-1:50	7-28
KS	3rd/5:00	Thompson 1 yd run	Lynch kick	3-78-1:35	14-28
OU	3rd/2:46	McGowan 5 yd run	Brkic kick	5-75-2:14	14-35
KS	3rd/1:36	Thompson 2 yd run	Lynch kick	3-75-1:10	21-35
KS	4th/12:28	Thompson 4 yd run	Lynch kick	8-38-3:47	28-35
KS	4th/8:17	Vaughn 38 yd run	Lynch kick	2-38-0:10	35-35
KS	4th/4:32	Lynch 50 yd field goal		5-29-2:00	38-35

## STATISTICAL LEADERS

## ► Kansas State

Rushing	Att	Yds	TD	Lg	Avg
Vaughn	8	45	1	38	5.6
Thompson	9	10	3	5	1.1
Burns	3	7	0	3	2.3
Wright	1	6	0	6	6.0
Youngblood	1	3	0	3	3.0
Knowles	1	3	0	3	3.0
Moze	1	2	0	2	2.0

Passing	C-A-I	Yds	TD	Lg	Sack
Thompson	18-25-0	334	1	78	1

Receiving	Rec	Yds	TD	Lg
Vaughn	4	129	0	77
Moore	4	31	0	11
Gill	3	9	0	6
Taylor	2	45	1	39
Brooks	2	23	0	23
Moze	1	78	0	78
Wheeler	1	17	0	17

## ► Oklahoma

Rushing	Att	Yds	TD	Lg	Avg
McGowan	13	73	1	14	5.6
Pledger	13	41	0	13	3.2
Rambo	1	21	0	21	21.0
Rattler	8	-5	0	7	-0.6

Passing	C-A-I	Yds	TD	Lg	Sack
Rattler	30-41-3	387	4	51	3

Receiving	Rec	Yds	TD	Lg
Stogner	5	83	0	29
Mims	5	31	2	11
Rambo	5	30	0	17
Wease	4	43	0	13
Stoops	3	93	1	51
Pledger	3	30	0	12
Hall	2	29	1	21
Willis	2	23	0	20
Howard	1	25	0	25



# THE LAST TIME...

## ▼ SCORING

### All Games

Scored 40 or more points.....	48, vs. Oklahoma (10/26/2019)
Scored 50 or more points.....	52, vs. Bowling Green (9/7/2019)
Scored 60 or more points.....	63, vs. Florida Atlantic (9/17/2016)
Scored 70 or more points.....	76, vs. Ball State (9/16/2000)

Was held to 10 or fewer points.....	6, at West Virginia (9/22/2018)
Was held to 7 or fewer points.....	6, at West Virginia (9/22/2018)
Was shut out.....	vs. Oklahoma (10/17/2015)
Was shut out in a half.....	1st half, vs. Kansas (11/10/2018)
Was shut out in back-to-back games.....	at Kansas, 0-28 and vs. Nebraska, 0-12 (1975)

Allowed 40 or more points.....	41, vs. Oklahoma (10/26/2019)
Allowed 50 or more points.....	51, at Oklahoma (10/27/2018)
Allowed 60 or more points.....	66, at Texas Tech (10/10/2009)
Allowed 70 or more points.....	73, at Nebraska (11/10/2007)
Allowed a safety.....	at Iowa State (10/29/2016)
Allowed a two-point conversion.....	Jalen Hurts to CeeDee Lamb, vs. Oklahoma (10/26/2019)

Held an opponent to 10 or fewer points.....	10, at Kansas (11/2/2019)
Held an opponent to 7 or fewer points.....	0, vs. Bowling Green (9/7/2019)
Shut out an opponent.....	0, vs. Bowling Green (9/7/2019)
Shut out an opponent in a half.....	Both Halfs, vs. Bowling Green (9/7/2019)
Back-to-back shutouts.....	vs. Akron, 67-0; vs. N. Illinois, 44-0; vs. Missouri, 30-0 (1995)

**Largest deficit overcome for a win.....21 points**

**at #3 Oklahoma, 14-35 in 3rd quarter (9/26/2020)**

vs. Iowa State, 14-35 in 3rd quarter (11/21/2015)

at Missouri, 0-21 in 2nd quarter (11/6/2004)

vs. Oklahoma State, 0-21 in 2nd quarter (10/23/1999)

vs. Iowa State, 7-28 in 3rd quarter (9/25/1999)

Overtime game.....at Texas Tech; W, 42-35 (11/4/2017)

**Come-from-behind win (trailing in 4th Q).....at #3 OU, [35-14], won 38-35 (9/26/2020)**

### Home Games

Scored 40 or more points.....	48, vs. Oklahoma (10/26/2019)
Scored 50 or more points.....	52, vs. Bowling Green (9/7/2019)
Scored 60 or more points.....	63, vs. Florida Atlantic (9/17/2016)
Scored 70 or more points.....	76, vs. Ball State (9/16/2000)

Was held to 10 or fewer points.....	10, vs. Mississippi State (9/8/2017)
Was held to 7 or fewer points.....	6, vs. TCU (10/14/2017)
Was shutout.....	vs. Oklahoma (10/17/2015)
Was shut out in a half.....	1st half, vs. Kansas (11/10/2018)
Was shutout in back-to-back games.....	vs. Nebraska, 0-41 and vs. Oklahoma, 0-27 (1965)

Allowed 40 or more points.....	41, vs. Oklahoma (10/26/2019)
Allowed 50 or more points.....	55, vs. Oklahoma (10/17/2015)
Allowed 60 or more points.....	61, vs. Missouri (10/20/1984)
Allowed 70 or more points.....	75, vs. Oklahoma (10/23/1971)

Held an opponent to 10 or fewer points.....	0, vs. Bowling Green (9/7/2019)
Held an opponent to 7 or fewer points.....	0, vs. Bowling Green (9/7/2019)
Shut out an opponent.....	0, vs. Bowling Green (9/7/2019)
Shut out an opponent in a half.....	Both Halfs, vs. Bowling Green (9/7/2019)
Back-to-back shutouts.....	vs. Akron, 67-0; vs. N. Illinois, 44-0; vs. Missouri, 30-0 (1995)

### Away/Neutral Games

Scored 40 or more points.....	45, at Oklahoma State (11/18/2017)
Scored 50 or more points.....	55, at West Virginia (10/20/2012)
Scored 60 or more points.....	64, at Kansas (11/2/2002)
Scored 70 or more points.....	75, at Drury (10/17/1910)

Was held to 10 or fewer points.....	6, at West Virginia (9/22/2018)
Was held to 7 or fewer points.....	6, at West Virginia (9/22/2018)
Was shut out.....	at Colorado (11/16/1996)
Was shut out in a half.....	1st half, at West Virginia (9/22/2018)
Was shut out in back-to-back games.....	at LSU, 0-21 and at Tulsa, 0-3 (1980)

Allowed 40 or more points.....	42, at Iowa State (11/24/2018)
Allowed 50 or more points.....	51, at Oklahoma (10/27/2018)
Allowed 60 or more points.....	66, at Texas Tech (10/10/2009)
Allowed 70 or more points.....	73, at Nebraska (11/10/2007)

Held an opponent to 10 or fewer points.....	10, at Kansas (11/2/2019)
Held an opponent to 7 or fewer points.....	6, at TCU (12/3/2016)
Shut out an opponent.....	at Iowa State (11/8/2003)
Shut out an opponent in a half.....	2nd half, vs. UCLA (12/26/2017)
Back-to-back shutouts.....	at Kansas, 64-0 and at Missouri, 38-0 (2002)

## ▼ VS. NATIONALLY RANKED OPPONENTS

### vs. AP Top 25

**Defeated a ranked opponent.....at #3 Oklahoma, 38-35 (9/26/2020)**

Defeated a ranked opponent at home.....vs. #5 Oklahoma, 48-41 (10/26/2019)

**Defeated a ranked opponent on the road/neutral site...at #3 Oklahoma, 38-35 (9/26/2020)**

Defeated a ranked opponent in consec. chances.....vs. #24 OSU and vs. #23 UT (2012)

Defeated a ranked opponent in 3 consec. chances.....at #6 Oklahoma; at #13 West Virginia; vs. #15 Texas Tech; vs. #24 Oklahoma; vs. #23 Texas (2012)

Lost to a ranked opponent.....vs. #21 Navy, 20-17 (12/31/2019)

Lost to a ranked opponent at home.....vs. #18 Texas, 19-14 (9/29/2018)

Lost to a ranked opponent on the road/neutral site.....vs. #21 Navy, 20-17 (12/31/2019)

## ▼ K-STATE TEAM OFFENSE

### Total Offense

**Had 400 yards or more total offense.....400 (66 rush/334 pass), at Oklahoma (9/26/2020)**

Had 500 yards or more total offense.....521 (333 rush/188 pass), vs. Bowling Green (9/7/2019)

Had 600 yards or more total offense.....658 (305 rush/353 pass), vs. North Texas (9/24/2005)

Consec. gms. with 500-plus yards of offense...573, vs. Nicholls and 521, vs. Bowling Green (2019)

Four consec. gms with 500-plus yards of offense.....573 vs. Iowa State; 566 at Kansas; 518 at Baylor; 512 vs. Nebraska (1998)

Was held to 300 or fewer yards total offense.....170 (46 rush/124 pass), vs. Navy (12/31/2019)

Was held to 200 or fewer yards total offense.....170 (46 rush/124 pass), vs. Navy (12/31/2019)

Was held to 100 or fewer yards total offense.....86 (25 rush/61 pass), vs. NU (10/5/1996)

### Rushing Yards

Had 250 or more rushing yards.....342, at Kansas (11/2/2019)

Had 300 or more rushing yards.....342, at Kansas (11/2/2019)

Had 400 or more rushing yards.....415, vs. Nebraska (11/16/2002)

**Was held to 100 or fewer rushing yards.....66, at Oklahoma (9/26/2020)**

Was held to 50 or fewer rushing yards.....46, vs. Navy (12/31/2019)

Was held to negative rushing yards.....-12, vs. Texas Tech (8/31/1996)

### Rushing Touchdowns

**Had 3 or more rushing touchdowns.....4, at Oklahoma (9/26/2020)**

**Had 4 or more rushing touchdowns.....4, at Oklahoma (9/26/2020)**

Had 5 or more rushing touchdowns.....5, vs. Bowling Green (9/7/2019)

Was held without a rushing touchdown.....at Texas Tech (11/23/2019)

Was held without a rushing touchdown in consec. games.....vs. South Dakota and Mississippi State (2018)

### Passing Yards

Had 350 or more passing yards.....400, at West Virginia (11/20/2014)

Had 400 or more passing yards.....400, at West Virginia (11/20/2014)

Had 450 or more passing yards.....486, vs. Oklahoma (10/25/2008)

Was held to 200 or fewer passing yards.....124, vs. Navy (12/31/2019)

Was held to 150 or fewer passing yards.....124, vs. Navy (12/31/2019)

Was held to 100 or fewer passing yards.....57, vs. Iowa State (11/30/2019)

# THE LAST TIME...

## Passing Touchdowns

Had 3 or more passing touchdowns ..... 3, at Iowa State (11/24/2018)  
Had 4 or more passing touchdowns ..... 4, vs. Central Arkansas (9/2/2017)

Was held without a passing touchdown ..... vs. Navy (12/31/2019)  
Was held without a passing touchdown in consec. games ..... vs. Iowa State & Navy (2019)

## First Downs

Had 25 or more first downs ..... 25, vs. Bowling Green (9/7/2019)  
Had 30 or more first downs ..... 33, vs. Nicholls (8/31/2019)  
Had 35 or more first downs ..... 37, vs. Iowa State (10/24/1998)

**Had 15 or fewer first downs ..... 10, at Oklahoma (9/26/2020)**

**Had 10 or fewer first downs ..... 10, at Oklahoma (9/26/2020)**

Had 5 or fewer first downs ..... 3, at Colorado (10/24/1992)

## Turnovers

Lost 3 or more fumbles ..... 3, at Mississippi State (9/14/2019)  
Lost 4 or more fumbles ..... 4, vs. Eastern Kentucky (9/3/2011)  
Lost 5 or more fumbles ..... 5, vs. USC (9/21/2002)

Threw 3 or more interceptions ..... 3, vs. Oklahoma (10/17/2015)  
Threw 4 or more interceptions ..... 4, vs. Purdue (12/29/1998)  
Threw 5 or more interceptions ..... 5, vs. Iowa (9/10/1988)

**Did not throw an interception ..... at Oklahoma (9/26/2020)**

**Did not throw an INT in consec. games ..... 2, vs. Arkansas State (9/12/2020), at Oklahoma (9/26/2020)**

Committed 5 or more turnovers ..... 5, at Oklahoma State (10/5/2013)

Committed 6 or more turnovers ..... 6, at Kansas (11/18/2006)

**Did not commit a turnover ..... at Oklahoma (9/26/2020)**

**Did not commit a turnover in consec. games ..... 2, vs. Arkansas State (9/12/2020), at Oklahoma (9/26/2020)**

## Time of Possession

Had 35:00 or more time of possession ..... 38:03, at Kansas (11/2/2019)  
Had 36:00 or more time of possession ..... 38:03, at Kansas (11/2/2019)  
Had 37:00 or more time of possession ..... 38:03, at Kansas (11/2/2019)  
Had 38:00 or more time of possession ..... 38:03, at Kansas (11/2/2019)  
Had 39:00 or more time of possession ..... 42:52, vs. Bowling Green (9/7/2019)  
Had 40:00 or more time of possession ..... 42:52, vs. Bowling Green (9/7/2019)

Had 23:00 or less of time of possession ..... 22:47, vs. Central Arkansas (9/2/2017)  
Had 22:00 or less of time of possession ..... 18:34, at Louisville (9/17/2008)  
Had 21:00 or less of time of possession ..... 18:34, at Louisville (9/17/2008)  
Had 20:00 or less of time of possession ..... 18:34, at Louisville (9/17/2008)

## Penalties

**Had 8 or more penalties ..... 13, at Oklahoma (9/26/2020)**

**Had 10 or more penalties ..... 13, at Oklahoma (9/26/2020)**

**Had 12 or more penalties ..... 13, at Oklahoma (9/26/2020)**

Had 15 or more penalties ..... 16, vs. Missouri State (9/15/2007)

Had 5 or less penalties ..... 5, vs. Navy (12/31/2019)

Had 3 or less penalties ..... 2, at Texas (11/9/2019)

Did not commit a penalty ..... 0, vs. Texas (9/29/2018)

## Penalty Yards

**Had 75 or more penalty yards ..... 108 (13 pen.) at Oklahoma (9/26/2020)**

**Had 100 or more penalty yards ..... 108 (13 pen.) at Oklahoma (9/26/2020)**

Had 125 or more penalty yards ..... 129 (13 pen.) vs. South Dakota (9/1/2018)

Had 150 or more penalty yards ..... 162 (16 pen.) vs. Missouri State (9/15/2007)

Had 40 or less penalty yards ..... 40, vs. Navy (12/31/2019)

Had 20 or less penalty yards ..... 20, at Texas (11/9/2019)

Had 10 or less penalty yards ..... 3, at TCU (11/3/2018)

Did not have any penalty yards ..... 0, vs. Texas (9/29/2018)

## ▼ K-STATE INDIVIDUAL RUSHING

### Attempts

Had 25 or more rushing attempts ..... 28, Alex Barnes at Iowa State (11/24/2017)

Had 30 or more rushing attempts ..... 32, Alex Barnes vs. Texas Tech (11/17/2017)

Had 35 or more rushing attempts ..... 35, Collin Klein vs. Texas A&M (11/12/2011)

Had 40 or more rushing attempts ..... 42, Darren Sproles vs. Western Kentucky (9/4/2004)

### Yards

Rushed for 100 or more yards ..... 127, Skylar Thompson at Kansas (11/2/2019)

Rushed for 150 or more yards ..... 184, Alex Barnes at Iowa State (11/24/2018)

Rushed for 200 or more yards ..... 250, Alex Barnes at Baylor (10/6/2018)

Rushed for 100 or more yards (QB) ..... 127, Skylar Thompson at Kansas (11/2/2019)

Rushed for 150 or more yards (QB) ..... 170, Jesse Ertz at TCU (12/3/2016)

Had two 100-yard rushers ..... 158, Alex Delton and 117, Alex Barnes vs. UCLA (12/26/2017)

Consec. 100-yard rushing games ..... 2, James Gilbert  
115 vs. Nicholls (8/31/2019) and 103 vs. Bowling Green (9/7/2019)

Consec. 150-yard rushing games ..... 2, Alex Barnes  
250 at Baylor (10/6/2018) and 181 vs. Oklahoma State (10/13/2018)

Consec. 175-yard rushing games ..... 2, Alex Barnes  
250 at Baylor (10/6/2018) and 181 vs. Oklahoma State (10/13/2018)

Consec. 200-yard rushing games ..... 2, Darren Sproles  
273 vs. Missouri (11/22/2003) and 235 vs. Oklahoma (12/6/2003)

Had a run of 50 or more yards ..... 61, Skylar Thompson vs. TCU (10/19/2019)

Had a run of 60 or more yards ..... 61, Skylar Thompson vs. TCU (10/19/2019)

Had a run of 70 or more yards ..... 75 (TD), Alex Barnes vs. Oklahoma (10/21/2017)

Had a run of 80 or more yards ..... 95 (TD), John Hubert vs. Missouri State (9/1/2012)

Had a run of 90 or more yards ..... 95 (TD), John Hubert vs. Missouri State (9/1/2012)

### Touchdowns

**Rushed for 3 or more touchdowns ..... 3, Skylar Thompson at Oklahoma (9/26/2020)**

Rushed for 4 or more touchdowns ..... 4, Skylar Thompson vs. Oklahoma (10/26/2019)

Rushed for 5 or more touchdowns ..... 5, Collin Klein vs. Texas A&M (11/12/2011)

Had two players rush for two or more touchdowns ..... 4, Alex Barnes and 2, Winston Dimel  
at Baylor (11/19/2016)

## ▼ K-STATE INDIVIDUAL PASSING

### Attempts

Had 30 or more pass attempts ..... 39, Skylar Thompson vs. West Virginia (11/16/2019)

Had 35 or more pass attempts ..... 39, Skylar Thompson vs. West Virginia (11/16/2019)

Had 40 or more pass attempts ..... 41, Joe Hubener at Texas Tech (11/14/2015)

Had 45 or more pass attempts ..... 48, Jake Waters vs. UCLA (1/2/2015)

Had 50 or more pass attempts ..... 50, Collin Klein at Baylor (11/17/2012)

### Completions

Had 20 or more pass completions ..... 24, Skylar Thompson vs. West Virginia (11/16/2019)

Had 25 or more pass completions ..... 26, Skylar Thompson vs. Texas Tech (11/17/2018)

Had 30 or more pass completions ..... 31, Jake Waters vs. UCLA (1/2/2015)

Had 35 or more pass completions ..... 36, Josh Freeman at Oklahoma State (10/20/2007)

### Yards

**Threw for 250 or more yards ..... 334, Skylar Thompson at Oklahoma (9/26/2020)**

**Threw for 300 or more yards ..... 334, Skylar Thompson at Oklahoma (9/26/2020)**

Threw for 350 or more yards ..... 400, Jake Waters at West Virginia (11/20/2014)

Threw for 400 or more yards ..... 400, Jake Waters at West Virginia (11/20/2014)

Consec. 200-yard passing games ..... 2, Skylar Thompson  
259 vs. Arkansas State (9/12/2020) and 334 at Oklahoma (9/26/2020)

Consec. 250-yard passing games ..... 2, Skylar Thompson  
259 vs. Arkansas State (9/12/2020) and 334 at Oklahoma (9/26/2020)

Consec. 300-yard passing games ..... 2, Jake Waters  
300 at Baylor (12/6/2014) and 338 vs. UCLA (1/2/2015)

# THE LAST TIME...

Had a pass of 50 or more yards ..... 77 and 78, Skylar Thompson at Oklahoma (9/26/2020)  
 Had a pass of 60 or more yards ..... 77 and 78, Skylar Thompson at Oklahoma (9/26/2020)  
 Had a pass of 70 or more yards ..... 77 and 78, Skylar Thompson at Oklahoma (9/26/2020)  
 Had a pass of 80 or more yards ..... 82 (TD), Jesse Ertz at Texas (10/7/2017)  
 Had a pass of 90 or more yards ..... 90 (TD), Jake Waters vs. Oklahoma (11/23/2013)

## Touchdowns

Threw 2 or more touchdowns ..... 2, Skylar Thompson vs. Arkansas State (9/12/2020)  
 Threw 3 or more touchdowns ..... 3, Skylar Thompson at Iowa State (11/24/2018)  
 Threw 4 or more touchdowns ..... 4, Jesse Ertz vs. Central Arkansas (9/2/2017)  
 Non-QB threw a touchdown pass ..... Alex Barnes (RB) vs. Iowa State (11/25/2017)

## Interceptions

Threw 3 or more interceptions ..... 3, Collin Klein at Baylor (11/17/2012)  
 Threw 4 or more interceptions ..... 4, Michael Bishop vs. Purdue (12/29/1998)  
 Threw 5 or more interceptions ..... 5, Carl Straw vs. Iowa (9/10/1988)

## ▼ K-STATE INDIVIDUAL RECEIVING

### Receptions

Had 8 or more receptions ..... 10, Isaiah Zuber at West Virginia (9/22/2018)  
 Had 10 or more receptions ..... 10, Isaiah Zuber at West Virginia (9/22/2018)  
 Had 12 or more receptions ..... 13, Tyler Lockett vs. UCLA (1/2/2015)  
 Had 14 or more receptions ..... 14, Tyler Lockett at Baylor (12/6/2014)

### Yards

Had 100 or more receiving yards ..... 129, Deuce Vaughn at Oklahoma (9/26/2020)  
 Had 125 or more receiving yards ..... 129, Deuce Vaughn at Oklahoma (9/26/2020)  
 Had 150 or more receiving yards ..... 166, Byron Pringle at Oklahoma State (11/18/2017)  
 Had 175 or more receiving yards ..... 196, Tyler Lockett at West Virginia (11/20/2014)  
 Had 200 or more receiving yards ..... 278, Tyler Lockett vs. Oklahoma (11/23/2013)  
 Had two 100-yard receivers ..... 121, Byron Pringle and 118, Isaiah Harris vs. UCA (9/2/2017)

Consec. 100-yard receiving games ..... 2, Isaiah Zuber  
 144 vs. UTSA (9/15/2018) and 133 at West Virginia (9/22/2018)  
 Consec. 125-yard receiving games ..... 2, Isaiah Zuber  
 144 vs. UTSA (9/15/2018) and 133 at West Virginia (9/22/2018)  
 Consec. 150-yard receiving games ..... 2, Tyler Lockett  
 158 at Baylor (12/6/2014) and 164 vs. UCLA (1/2/2015)  
 Consec. 175-yard rushing games ..... 2, Tyler Lockett  
 196 at TCU (11/8/2014) and 196 at West Virginia (11/20/2014)

Had a reception of 50 or more yards ... 77, Deuce Vaughn and 78, Keyon Moze at OU (9/26/2020)  
 Had a reception of 60 or more yards ... 77, Deuce Vaughn and 78, Keyon Moze at OU (9/26/2020)  
 Had a reception of 70 or more yards ... 77, Deuce Vaughn and 78, Keyon Moze at OU (9/26/2020)  
 Had a reception of 80 or more yards ..... 82 (TD), Dalton Schoen at Texas (10/7/2017)  
 Had a reception of 90 or more yards ..... 90 (TD), Tyler Lockett vs. Oklahoma (11/23/2013)

## Touchdowns

Had 2 or more touchdown receptions ..... 2, Malik Knowles vs. Bowling Green (9/7/2019)  
 Had 3 or more touchdown receptions ..... 3, Byron Pringle at Oklahoma State (11/18/2017)  
 Had two players with 2 or more touchdown receptions ..... 2, Tyler Lockett and 2, Curry Sexton  
 vs. Texas Tech (10/4/2014)

## ▼ K-STATE MISCELLANEOUS OFFENSE

Have two 100-yard rushers and a 100-yard receiver ..... Jesse Ertz (170 rush),  
 Justin Silmon (133 rush) and Byron Pringle (126 rec) at TCU (12/3/2016)  
 Have a 100-yard rusher and two 100-yard receivers ..... Jake Waters (105 rush),  
 Curry Sexton (128 rec) and Tyler Lockett (125 rec) vs. Texas Tech (10/4/2014)  
 Have a 100-yard rusher, 100-yard receiver and 300-yard passer ..... James Johnson (129 rush)  
 Jordy Nelson (125 rec), Deon Murphy (106 rec) and Josh Freeman (320 pass) at NU (11/10/2007)  
 Have a player with 300 yards passing and 100 yards rushing ..... Michael Bishop  
 (341 pass/101 rush) vs. Texas A&M (12/5/1998)  
 Have a player with 100 yards passing and rushing ..... Skylar Thompson (127 rush/129 pass)  
 at Kansas (11/2/2019)  
 Have a player with 300 or more yards of total offense ... 344, Skylar Thompson (334 pass/10 rush)  
 at Oklahoma (9/26/2020)  
 Have a player with 400 or more yards of total offense ..... 413, Jake Waters (400 pass/13 rush)  
 at West Virginia (11/20/2014)

Have a player with 300 or more all-purpose yards ..... 321, Tyler Lockett  
 (196 rec/66 pr/59 kr) at West Virginia (11/20/2014)  
 Have a player with 6 or more touchdowns responsible for ..... 7, Collin Klein  
 (3 pass/4 rush) at West Virginia (10/20/2012)  
 Have a player with 4 or more touchdowns scored ..... 4, Skylar Thompson  
 (4 rush) vs. Oklahoma (10/26/2019)

Game-winning TD with less than 1:00 .... 0:00, S. Thompson to I. Zuber vs. Iowa St. (11/25/2017)  
 Game-winning TD in overtime ..... Byron Pringle at Texas Tech (11/4/2017)  
 Walk-off TD in overtime ..... Collin Klein vs. Texas A&M (11/12/2011)  
 Two-point Conversion ..... Alex Barnes vs. South Dakota (9/1/2018)  
 TD on an offensive fumble recovery ..... Tramaine Thompson (0 yds) vs. Texas A&M (11/12/2011)

## ▼ K-STATE TEAM DEFENSE

### Total Defense

Allow 250 or fewer total yards ..... 236 (51 rush/185 pass), vs. Iowa State (11/30/2019)  
 Allow 200 or fewer total yards ..... 140 (61 rush/79 pass), vs. Bowling Green (9/7/2019)  
 Allow 150 or fewer total yards ..... 140 (61 rush/79 pass), vs. Bowling Green (9/7/2019)  
 Allow 100 or fewer total yards ..... 53 (46 rush/5 pass), vs. Ball State (9/16/2000)

Allow 450 or more total yards ..... 517 (130 rush/387 pass), at Oklahoma (9/26/2020)  
 Allow 500 or more total yards ..... 517 (130 rush/387 pass), at Oklahoma (9/26/2020)  
 Allow 550 or more total yards ..... 702 (322 rush/380 pass), at Oklahoma (10/27/2018)  
 Allow 600 or more total yards ..... 702 (322 rush/380 pass), at Oklahoma (10/27/2018)

### Rushing Defense

Allowed 100 or fewer rushing yards ..... 51, vs. Iowa State (11/30/2019)  
 Allowed 50 or fewer rushing yards ..... 31, vs. Texas Tech (11/17/2018)  
 Allowed 10 or fewer rushing yards ..... 10, vs. Eastern Kentucky (9/3/2011)  
 Allowed negative rushing yards ..... -13, vs. Texas A&M (10/17/2009)

Allowed 250 or more rushing yards ..... 323, vs. Navy (12/31/2019)  
 Allowed 300 or more rushing yards ..... 323, vs. Navy (12/31/2019)  
 Allowed 350 or more rushing yards ..... 373, at Oklahoma State (9/28/2019)  
 Allowed 400 or more rushing yards ..... 451 vs. Nebraska (10/7/2010)

### Rushing Touchdown Defense

Did not allow a rushing touchdown ..... vs. Arkansas State (9/12/2020)  
 Did not allow a rushing touchdown in consec. games ..... vs. Kansas and Texas Tech (2018)

Allowed 3 or more rushing touchdowns ..... 3, vs. Oklahoma (10/26/2019)  
 Allowed 4 or more rushing touchdowns ..... 5, vs. Arkansas (1/2/2015)  
 Allowed 5 or more rushing touchdowns ..... 5, vs. Arkansas (1/2/2015)

### Passing Defense

Allowed 200 or fewer passing yards ..... 98, vs. Navy (12/31/2019)  
 Allowed 100 or fewer passing yards ..... 98, vs. Navy (12/31/2019)  
 Allowed 50 or fewer passing yards ..... 5, vs. Ball State (9/16/2000)

Allowed 350 or more passing yards ..... 387, at Oklahoma (9/26/2020)  
 Allowed 400 or more passing yards ..... 425, at Oklahoma State (11/18/2017)  
 Allowed 450 or more passing yards ..... 457, vs. Oklahoma State (11/5/2016)

### Passing Touchdown Defense

Did not allow a passing touchdown ..... at Kansas (11/2/2019)  
 Did not allow a passing touchdown in consec. games ..... vs. Nicholls (8/31/2019) and  
 vs. Bowling Green (2019)

Allowed 3 or more passing touchdowns ..... 4, at Oklahoma (9/26/2020)  
 Allowed 4 or more passing touchdowns ..... 4, at Oklahoma (9/26/2020)  
 Allowed 5 or more passing touchdowns ..... 5, vs. Arkansas State (9/12/2020)

# THE LAST TIME...

## Tackles for Loss

Recorded 8 or more TFLs	8.0, vs. West Virginia (11/19/2019)
Recorded 10 or more TFLs	11.0, at TCU (12/3/2016)
Recorded 11 or more TFLs	11.0, at TCU (12/3/2016)
Recorded 12 or more TFLs	12.0, vs. Texas A&M (10/17/2009)
Recorded 13 or more TFLs	13.0, vs. Baylor (10/27/2007)
Recorded 14 or more TFLs	14.0, vs. Baylor (11/1/2003)
Did not have a TFL	at Iowa State (10/13/2012)

## Sacks

Recorded 4 or more sacks	4.0, at Kansas (11/2/2019)
Recorded 6 or more sacks	6.0, vs. Louisiana Tech (9/19/2015)
Recorded 7 or more sacks	8.0, vs. Baylor (11/1/2003)
Recorded 8 or more sacks	8.0, vs. Baylor (11/1/2003)
Recorded 9 or more sacks	9.0, at Kansas (10/7/2000)
Did not have a sack	vs. Nicholls (8/31/2019)

## Forced Turnovers

Recovered 3 or more fumbles	3, vs. Iowa State (11/21/2015)
Recovered 4 or more fumbles	4, vs. Iowa State (11/21/2015)
Recovered 5 or more fumbles	5, at Kansas (11/2/2002)

## Intercepted 3 or more interceptions

Intercepted 3 or more interceptions	3, at Oklahoma (9/26/2020)
Intercepted 4 or more interceptions	4, vs. Texas Tech (10/4/2014)
Intercepted 5 or more interceptions	5, vs. Texas (11/6/2010)

Forced 5 or more turnovers	6, at Kansas (11/30/2013)
Forced 6 or more turnovers	6, at Kansas (11/30/2013)

## First Downs Allowed

Allowed 15 or fewer first downs	10, vs. Iowa State (11/30/2019)
Allowed 10 or fewer first downs	10, vs. Iowa State (11/30/2019)
Allowed 5 or fewer first downs	5, vs. Bowling Green (9/7/2019)

## Allowed 25 or more first downs

Allowed 25 or more first downs	28 (8r/17p/3pn), at Oklahoma (9/26/2020)
Allowed 30 or more first downs	32 (15r/15p/2pn), at Oklahoma (10/27/2018)
Allowed 35 or more first downs	38 (17r/19p/2pn), at Baylor (10/6/2018)

## Team Defensive Miscellaneous

Scored a safety	vs. Texas Tech (11/17/2018)
Scored two safeties	at Nebraska (11/12/2005)
Scored two safeties in one quarter	at Nebraska; 3rd quarter (11/12/2005)

## ▼ K-STATE INDIVIDUAL DEFENSE

## Tackles

Had 10 or more tackles	11, Jahron McPherson at Oklahoma (9/26/20)
Had 12 or more tackles	12, Eli Walker at Baylor (10/6/2018)
Had 13 or more tackles	13, Jayd Kirby vs. Oklahoma (10/21/2017)
Had 14 or more tackles	14, D.J. Reed at Iowa State (10/29/2016)
Had 15 or more tackles	17, Charmeachealle Moore vs. West Virginia (12/5/2015)

## Tackles for Loss

Had 3 or more tackles for loss	3.0, Reggie Walker vs. Texas Tech (11/17/2018)
Had 4 or more tackles for loss	4.0, Jayd Kirby at Kansas (10/28/2017)
Had 5 or more tackles for loss	5.0, Ian Campbell vs. Illinois State (9/2/2006)

## Sacks

Had 2 or sacks	2.0, Wyatt Hubert at Texas Tech (11/23/2019)
Had 3 or sacks	3.5, Jordan Willis vs. Louisiana Tech (9/19/2015)
Had 4 or sacks	4.0, Chris Johnson at Missouri (11/18/2000)

## Interceptions

Intercepted 2 or more passes	2, Kevion McGee at Iowa State (11/24/2018)
Intercepted 3 or more passes	3, Allen Chapman vs. Oklahoma State (11/3/2012)
Intercepted 4 or more passes	4, Jaime Mendez vs. Temple (9/26/1992)

## Pass Breakups

Had 3 or more pass breakups	3, AJ Parker vs. Arkansas State (9/12/2020)
Had 4 or more pass breakups	4, Kevion McGee vs. South Dakota (9/1/2018)
Had 5 or more pass breakups	6, Terence Newman at Oklahoma (9/29/2001)

## Fumbles

Forced 2 or more fumbles	2, Reggie Walker vs. Texas Tech (11/17/2018)
Recovered 2 or more fumbles	2, Ian Campbell vs. Baylor (10/27/2007)

## Scoring

TD on an interception return	Duke Shelley (25 yards) at Texas Tech (11/4/2017)
TD on a fumble return	Jonathan Alexander (25 yards) vs. Nicholls (8/31/2019)
Safety via tackle in end zone	Steven Cline vs. Missouri (11/19/2005)

## ▼ K-STATE INDIVIDUAL SPECIAL TEAMS

## Kickoff Returns

Had 150 or more KOR yards	152, D.J. Reed at Kansas (10/28/2017)
Had 200 or more KOR yards	201, Morgan Burns vs. West Virginia (12/5/2015)

TD on a kickoff return	Joshua Youngblood (93 yds) vs. Iowa State (11/30/2019)
Had 2 or more KOR touchdowns	2, Brandon Banks (91 and 92 yds) vs. Tenn. Tech (9/26/2009)
Had KOR touchdowns in consec. games	2, Joshua Youngblood (100 yds) at Texas Tech and (93 yds) vs. Iowa State (2019)
Had a KOR touchdown to open a game	Joshua Youngblood (93 yds) vs. Iowa State (11/30/2019)

## Punt Returns

Had 75 or more punt return yards	97, Isaiah Zuber vs. South Dakota (9/1/2018)
Had 100 or more punt return yards	103, D.J. Reed vs. West Virginia (11/11/2017)
Had 125 or more punt return yards	143, Tyler Lockett vs. UTEP (9/27/2014)
Had 150 or more punt return yards	172, David Allen vs. Texas (9/18/1998)

TD on a punt return	Phillip Brooks (66 yds) vs. Navy (12/31/2019)
Had punt return TDs in consec. games	2, Aaron Lockett (69 yds) vs. Louisiana Tech and (84 yds) vs. Ball State (2000)
Had punt return TDs in 3 consec. games	3, David Allen (63 yds) vs. Indiana State; (69 yds) vs. Northern Illinois; (93 yds) vs. Texas (1998)

## Field Goals/PATs

Had 3 or more field goals	3, Blake Lynch at Texas Tech (11/23/2019)
Had 4 or more field goals	4, Blake Lynch vs. Texas Tech (11/17/2018)
Had 5 or more field goals	5, Jamie Rheem at Texas (10/2/1999)
Game-winning FG with less than one minute	0:03 (42 yds), Jack Cantele vs. ISU (11/21/2015)

Made a 47-yd FG or longer	50, Blake Lynch at Oklahoma (9/26/2020)
Made a 48-yd FG or longer	50, Blake Lynch at Oklahoma (9/26/2020)
Made a 49-yd FG or longer	50, Blake Lynch at Oklahoma (9/26/2020)
Made a 50-yd FG or longer	50, Blake Lynch at Oklahoma (9/26/2020)
Made a 51-yd FG or longer	51, Matthew McCrane vs. TCU (10/14/2017)
Made a 52-yd FG or longer	54, Matthew McCrane at Texas (10/7/2017)
Made a 53-yd FG or longer	54, Matthew McCrane at Texas (10/7/2017)
Made a 54-yd FG or longer	54, Matthew McCrane at Texas (10/7/2017)
Made a 55-yd FG or longer	55, Jeff Snodgrass vs. North Texas (9/24/2005)

Made 5 or more PATs	5, Blake Lynch at Kansas (11/2/2019)
Made 6 or more PATs	6, Blake Lynch vs. Oklahoma (10/26/2019)
Made 7 or more PATs	7, Blake Lynch vs. Bowling Green (9/7/2019)
Made 8 or more PATs	9, Matthew McCrane vs. Florida Atlantic (9/17/2016)

## Blocked Kicks/Onside Kick

Blocked an extra point	Jordan Willis at Oklahoma State (10/3/2015)
Blocked a field goal	Reggie Walker vs. Baylor (9/30/2017)
Blocked a punt	AJ Parker at Oklahoma (9/26/2020)
Had 2 or more blocked kicks	2, Raphael Guidry (2 FGs) at Texas Tech (10/15/2011)
TD on blocked field goal	Kip Daily (65 yds) at Oklahoma State (10/5/2013)
TD on blocked punt return	Morgan Burns (0 yds) at Kansas (11/28/2015)
Defensive extra point	Nigel Malone (68-yd blocked XP return) vs. Arkansas (1/6/2012)
Recovered an onside kick	Jayd Kirby at Stanford (9/2/2016)



# THE LAST TIME...

## ▼ OPPONENT INDIVIDUAL RUSHING

### Attempts

Had 25 or more rushing attempts .....28, Malcolm Perry, Navy (12/31/2019)  
Had 30 or more rushing attempts .....31, Brennan Clay, Oklahoma (11/23/2013)

### Yards

Rushed for 100 or more yards .....213, Malcolm Perry, Navy (12/31/2019)  
Rushed for 150 or more yards .....213, Malcolm Perry, Navy (12/31/2019)  
Rushed for 200 or more yards .....213, Malcolm Perry, Navy (12/31/2019)  
Had two 100-yard rushers .....221, Kylin Hill and 159, Nick Fitzgerald, Miss. State (9/8/2018)

Had a run of 60 or more yards .....84 (TD), Chuba Hubbard, Oklahoma State (9/28/2019)  
Had a run of 70 or more yards .....84 (TD), Chuba Hubbard, Oklahoma State (9/28/2019)  
Had a run of 80 or more yards .....84 (TD), Chuba Hubbard, Oklahoma State (9/28/2019)  
Had a run of 90 or more yards .....91 (TD), David Thompson, Oklahoma State (11/18/1995)

### Touchdowns

Rushed for 3 or more touchdowns .....3, Jalen Hurts, Oklahoma (10/26/2019)  
Rushed for 4 or more touchdowns .....4, Taylor Martinez, Nebraska (10/7/2010)  
Had two players rush for 2 or more TDs ...2, Trevone Boykin and 2, Aaron Green, TCU (10/10/2015)

## ▼ OPPONENT INDIVIDUAL PASSING

### Attempts

Had 30 or more pass attempts .....41, Spencer Rattler, Oklahoma (9/26/2020)  
Had 40 or more pass attempts .....41, Spencer Rattler, Oklahoma (9/26/2020)  
Had 45 or more pass attempts .....49, Jett Duffey, Texas Tech (11/23/2019)  
Had 50 or more pass attempts .....56, Austin Simmons, South Dakota (9/1/2018)

### Completions

Had 20 or more pass completions .....30, Spencer Rattler, Oklahoma (9/26/2020)  
Had 25 or more pass completions .....30, Spencer Rattler, Oklahoma (9/26/2020)  
Had 30 or more pass completions .....30, Spencer Rattler, Oklahoma (9/26/2020)  
Had 40 or more pass completions .....45, Patrick Mahomes, Texas Tech (10/8/2016)

### Yards

Threw for 250 or more yards .....387, Spencer Rattler, Oklahoma (9/26/2020)  
Threw for 300 or more yards .....387, Spencer Rattler, Oklahoma (9/26/2020)  
Threw for 350 or more yards .....387, Spencer Rattler, Oklahoma (9/26/2020)  
Threw for 400 or more yards .....425, Mason Rudolph, Oklahoma State (11/18/2017)

Had a pass of 50 or more yards .....51, Spencer Rattler, Oklahoma (9/26/2020)  
Had a pass of 60 or more yards .....60, Brock Purdy, Iowa State (11/30/2019)  
Had a pass of 70 or more yards .....70 (TD), Jalen Hurts, Oklahoma (10/26/2019)  
Had a pass of 80 or more yards .....82 (TD), Tyler Murray, Oklahoma (10/27/2018)  
Had a pass of 90 or more yards .....95 (TD), Carter Stanley, Kansas (11/26/2016)

### Touchdowns

Threw 3 or more touchdowns .....4, Spencer Rattler, Oklahoma (9/26/2020)  
Threw 4 or more touchdowns .....4, Spencer Rattler, Oklahoma (9/26/2020)

## ▼ OPPONENT INDIVIDUAL RECEIVING

### Receptions

Had 8 or more receptions .....8, Jonathan Adams, Arkansas State (9/12/2020)  
Had 10 or more receptions .....10, David Sills V, West Virginia (9/22/2018)  
Had 12 or more receptions .....13, Gary Jennings Jr., West Virginia (11/11/2017)  
Had 14 or more receptions .....15, Sterling Shepard, Oklahoma (10/18/2014)

### Yards

Had 100 or more receiving yards .....141, RJ Turner, Texas Tech (11/23/2019)  
Had 150 or more receiving yards .....160, CeeDee Lamb, Oklahoma (10/27/2018)  
Had 200 or more receiving yards .....233, Steven Sims, Kansas (10/28/2017)  
Had two 100-yard receivers .....110, Devin Duvernay/110, Collin Johnson, Texas (11/9/2019)

### Touchdowns

Had 2 or more touchdown receptions .....2, Marvin Mims, Oklahoma (9/26/2020)  
Had 3 or more touchdown receptions .....3, Jonathan Adams, Arkansas State (9/12/2020)  
Had 2 players with 2 or more TD catches .....Ka'Rawn White (2) and David Sills V (2), WVU (11/11/2017)

## ▼ OPPONENT INDIVIDUAL DEFENSE

### Tackles

Had 10 or more tackles .....11, Clay Johnston, Baylor (10/5/2019)  
Had 12 or more tackles .....12, Leo Lewis, Mississippi State (9/14/2019)  
Had 13 or more tackles .....13, J.J. Gaines, Texas Tech (11/14/2015)  
Had 14 or more tackles .....18, Bryce Hager, Baylor (10/12/2013)  
Had 15 or more tackles .....18, Bryce Hager, Baylor (10/12/2013)

### Tackles for Loss

Had 3 or more tackles for loss .....3.0, Justin Rice, Arkansas State (9/12/2020)  
Had 4 or more tackles for loss .....4.0, James Lynch, Baylor (10/5/2019)

### Sacks

Had 2 or sacks .....2.0, Diego Fagot, Navy (12/31/2019)  
Had 3 or sacks .....3.0, James Lynch, Baylor (10/5/2019)  
Had 4 or sacks .....4.0, Mike Mamula, Boston College (12/25/1994)

### Interceptions/Pass Breakups

Intercepted 2 or more passes .....2, Zack Sanchez, Oklahoma (10/17/2015)  
Had 3 or more pass breakups .....3, Joejuan Williams, Vanderbilt (9/16/2017)  
Had 4 or more pass breakups .....4, Michael Thompson, Oklahoma (12/2/2000)

### Fumbles

Forced 2 or more fumbles .....2, Phillip Powell, South Dakota (9/1/2018)  
Recovered 2 or more fumbles .....2, Jacques Smith, Missouri (11/13/2010)

### Scoring

TD on an interception return .....Alex Gray (25 yds), South Dakota (9/1/2018)  
TD on a fumble return .....Mike Rose (21 yds), Iowa State (11/24/2018)  
Safety via tackle in end zone .....Charles Omenihu, Texas (9/29/2018)

## ▼ OPPONENT INDIVIDUAL SPECIAL TEAMS

### Kickoff Returns

Had 125 or more KOR yards .....125, Kene Nwangwu, Iowa State (11/24/2018)  
Had 150 or more KOR yards .....199, Tavon Austin, West Virginia (10/20/2012)  
TD on a kickoff return .....Darryl Surgent (100 yds), Louisiana (9/7/2013)

### Punt Returns

Had 75 or more punt return yards .....90, D'Shawn Jamison, Texas (9/29/2018)  
Had 100 or more punt return yards .....103, Danny Amendola, Texas Tech (10/30/2004)  
TD on a punt return .....D'Shawn Jamison (90 yds), Texas (9/29/2018)

### Field Goals

Had 3 or more field goals .....4, Gabe Brkic, Oklahoma (10/26/2019)  
Had 4 or more field goals .....4, Gabe Brkic, Oklahoma (10/26/2019)  
Game-winning FG with less than one minute .....0:00 (26 yds), Cameron Dicker, UT (11/9/2019)

### Blocked Kicks/Onside Kick

Blocked an extra point .....Myles Garrett, Texas A&M (12/28/2016)  
Blocked a field goal .....Kyle Rose, West Virginia (11/20/2014)  
Blocked a punt .....Jordan Sterns, Oklahoma State (11/1/2014)  
TD on blocked punt return .....D.J. Adeoba (26 yds), Massachusetts (9/5/2009)  
Defensive extra point .....Darrent Williams (85-yd blocked XP return), Oklahoma St. (10/12/2002)  
Recovered an onside kick .....Kansas (11/26/2016)

## ▼ RECORDS WATCH

## ▼ INDIVIDUAL

**CAREER RUSHING ATTEMPTS [QUARTERBACK]**

Rk	Player, Years	Att	Yds
1.	Ell Roberson, 2000-2003.....	604	2,818
2.	Collin Klein, 2009-12.....	601	2,485
3.	Steve Grogan, 1972-74.....	339	585
4.	Michael Bishop, 1997-98.....	324	1,314
5.	<b>Skylar Thompson, 2017-20.....</b>	<b>304</b>	<b>1,062</b>

**CAREER RUSHING YARDS [QUARTERBACK]**

Rk	Player, Years	Att	Yds
1.	Ell Roberson, 2000-03.....	604	2,818
2.	Collin Klein, 2009-12.....	601	2,485
3.	Jesse Ertz, 2014-17.....	256	1,399
4.	Michael Bishop, 1997-98.....	324	1,314
5.	<b>Skylar Thompson, 2017-20.....</b>	<b>304</b>	<b>1,062</b>

**CAREER RUSHING TOUCHDOWNS [QUARTERBACK]**

Rk	Player, Years	TDs
1.	Collin Klein, 2010-12.....	56
2.	Ell Roberson, 2000-03.....	40
3.	Jonathan Beasley, 1996-97, 1999-2000.....	26
4.	Michael Bishop, 1997-98.....	23
5.	<b>Skylar Thompson, 2017-20.....</b>	<b>22</b>

**CAREER PASSING ATTEMPTS**

Rk	Player, Years	Att	Cpl	Int
1.	Josh Freeman, 2006-08.....	1,151	680	34
2.	Lynn Dickey, 1968-70.....	994	501	64
3.	Carl Straw, 1987-90.....	883	448	31
4.	Chad May, 1993-94.....	687	385	16
5.	Jake Waters, 2013-14.....	657	421	16
6.	<b>Skylar Thompson, 2017-20.....</b>	<b>642</b>	<b>385</b>	<b>12</b>

**CAREER COMPLETIONS**

Rk	Player, Years	Att	Cpl	Int
1.	Josh Freeman, 2006-08.....	1,151	680	34
2.	Lynn Dickey, 1968-70.....	994	501	64
3.	Carl Straw, 1987-90.....	833	448	31
4.	Jake Waters, 2013-14.....	657	421	16
5.	<b>Skylar Thompson, 2017-20.....</b>	<b>642</b>	<b>385</b>	<b>12</b>
	Chad May, 1993-94.....	687	385	16

**CAREER COMPLETION PERCENTAGE [MIN. 400 ATT]**

Rk	Player, Years	Cpl	Att	Pct
1.	Jake Waters, 2013-14.....	421	657	64.08
2.	Carson Coffman, 2007-10.....	270	426	63.38
3.	Collin Klein, 2009-12.....	370	604	61.26
4.	<b>Skylar Thompson, 2017-20.....</b>	<b>385</b>	<b>642</b>	<b>59.97</b>
5.	Josh Freeman, 2006-08.....	680	1,151	59.08

**CAREER PASSING YARDS**

Rk	Player, Years	Yds
1.	Josh Freeman, 2006-08.....	8,078
4.	Chad May, 1993-94.....	5,253
5.	Carl Straw, 1987-90.....	5,223
6.	Ell Roberson, 2000-03.....	5,099
7.	<b>Skylar Thompson, 2017-20.....</b>	<b>4,988</b>

**CAREER PASSING YARDS PER GAME**

Rk	Player, Years	Gms	Yds	Avg.
1.	Chad May, 1993-94.....	22	5,253	238.8
2.	Josh Freeman, 2006-08.....	35	8,078	230.8
3.	Jake Waters, 2013-14.....	26	5,970	229.6
4.	Lynn Dickey, 1968-70.....	31	6,208	200.3
5.	Michael Bishop, 1997-98.....	23	4,401	191.3
6.	Carl Straw, 1987-90.....	32	5,223	163.2
7.	Paul Watson, 1988-91.....	28	3,963	141.5
8.	<b>Skylar Thompson, 2017-20.....</b>	<b>34</b>	<b>4,988</b>	<b>146.7</b>
9.	Dennis Morrison, 1970-72.....	26	3,428	131.8
10.	Jonathan Beasley, 1996-97, 1999-2000.....	37	4,642	125.5
	Ell Roberson, 2000-03.....	41	5,099	124.4

**CAREER PASSING TOUCHDOWNS**

Rk	Player, Years	TDs
1.	Josh Freeman, 2006-08.....	44
6.	Jonathan Beasley, 1996-97, 99-2000.....	33
7.	Collin Klein, 2010-12.....	30
8.	<b>Skylar Thompson, 2017-20.....</b>	<b>29</b>
	Lynn Dickey, 1968-70.....	29

**CAREER PASSING EFFICIENCY [MIN. 200 ATTEMPTS]**

Rk	Player, Years	Rating
1.	Jake Waters, 2013-14.....	155.6
2.	Matt Miller, 1994-95.....	152.6
3.	Michael Bishop, 1997-98.....	147.6
4.	Collin Klein, 2009-12.....	138.4
5.	<b>Skylar Thompson, 2017-20.....</b>	<b>136.4</b>
6.	Brian Kavanagh, 1993-96.....	135.4
7.	Carson Coffman, 2007-10.....	134.0
8.	Jonathan Beasley, 1996-97, 1999-2000.....	132.7
9.	Chad May, 1993-94.....	131.9
10.	Jesse Ertz, 2014-17.....	129.5

**CAREER OFFENSIVE YARDS**

Rk	Player, Years	Rush	Pass	Total
1.	Josh Freeman, 2006-08.....	343	8,078	8,421
2.	Ell Roberson, 2000-03.....	2,818	5,099	7,917
3.	Collin Klein, 2009-12.....	2,485	4,724	7,209
4.	Jake Waters, 2013-14.....	796	5,970	6,766
5.	<b>Skylar Thompson, 2017-20.....</b>	<b>1,062</b>	<b>4,988</b>	<b>6,050</b>

**CAREER TDs RESPONSIBLE FOR**

Rk	Player, Years	TDs
1.	Collin Klein, 2009-12.....	87
2.	Ell Roberson, 2000-03.....	77
3.	Josh Freeman, 2006-08.....	64
4.	Jonathan Beasley, 1996-97, 1999-2000.....	59
	Michael Bishop, 1997-98.....	59
6.	Jake Waters, 2013-14.....	55
7.	<b>Skylar Thompson, 2017-20.....</b>	<b>51</b>

**CAREER POINTS SCORED**

Rk	Player, Years	Points
1.	Martin Gramatica, 1994-95, 1997-98.....	349
6.	Jamie Rheem, 1996-97, 1999-2000.....	252
7.	Ell Roberson, 2000-03.....	248
8.	Anthony Cantele, 2010-12.....	235
9.	Tyler Lockett, 2011-14.....	212
10.	Tate Wright, 1990-93.....	196
	Ralph Graham, 1931-33.....	196
	<b>Blake Lynch, 2018-20.....</b>	<b>179</b>

**CAREER FIELD GOALS MADE**

Rk	Player, Years	FG	FGA
1.	Matthew McCrane, 2014-17.....	57	66
2.	Martin Gramatica, 1994-95, 1997-98.....	54	70
3.	Jamie Rheem, 1996-97, 1999-2000.....	39	49
4.	Joe Rheem, 2001-04.....	38	50
5.	Anthony Cantele, 2010-12.....	37	48
	Mark Porter, 1985-88.....	37	54
	Steve Willis, 1981-84.....	37	58
8.	<b>Blake Lynch, 2018-20.....</b>	<b>35</b>	<b>41</b>

**CAREER FIELD GOAL PERCENTAGE [MIN. 20 ATT]**

Rk	Player, Years	FG	FGA	Pct
1.	Matthew McCrane, 2014-17.....	57	66	86.4
2.	<b>Blake Lynch, 2018-20.....</b>	<b>35</b>	<b>41</b>	<b>85.4</b>
3.	Jamie Rheem, 1996-97, 99-2000.....	39	49	79.6
4.	Jack Cantele, 2013-15.....	28	36	77.8
5.	Brooks Rossman, 2007-08.....	31	40	77.5

**CAREER BLOCKED KICKS**

Rk	Player, Years	Blks
1.	Two Players (Last: Travis Britz, 2013-15).....	5
3.	Five Players (Last: Rashad Washington, 2000-03).....	4
	<b>AJ Parker, 2017-20; Brock Monty, 2017-20.....</b>	<b>2</b>



### ▼ QUICK FACTS

Capacity .....	50,000
Surface .....	AstroTurf RootZone Trionic 3D
All-Time Record .....	204-119-3 (.630)
Record as Bill Snyder Family Stadium .....	71-27 (.724)
Longest Winning Streak .....	25
Began .....	Oct. 26, 1996 (42-35 win vs. Oklahoma)
Snapped .....	Oct. 14, 2000 (41-31 loss to Oklahoma)
Winning Seasons .....	36
Undefeated Seasons .....	6 (1992, 1993, 1997, 1998, 1999, 2012)
Most Home Games .....	8 (2002, 2003, 2006, 2013)
Most Home Victories .....	7 (1998, 1999, 2002, 2003, 2012)
First Game .....	Sept. 21, 1968
	21-0 win vs. Colorado State
First Game as Bill Snyder Family Stadium .....	Nov. 19, 2005
	36-28 win vs. Missouri
Record Attendance .....	53,811
	29-28 win vs. Nebraska; Nov. 11, 2000

### ▼ LARGEST CROWDS

1. Nebraska – Nov. 11, 2000 .....	53,811
2. Oklahoma State – Nov. 1, 2014 .....	53,746
3. TCU – Oct. 10, 2015 .....	53,671
4. Louisiana Tech – Sept. 19, 2015 .....	53,671
5. Kansas – Nov. 29, 2014 .....	53,439
6. North Dakota State – Aug. 30, 2013 .....	53,351
7. Oklahoma – Oct. 16, 2004 .....	53,310
8. Iowa State – Nov. 21, 2015 .....	53,297
South Dakota – Sept. 5, 2015 .....	53,297
10. Louisiana – Sept. 7, 2013 .....	53,073
11. Auburn – Sept. 18, 2014 .....	53,046
12. Oklahoma – Oct. 14, 2000 .....	53,011
13. Massachusetts – Sept. 14, 2013 .....	52,958
14. West Virginia – Dec. 5, 2015 .....	52,918
15. UTEP – Sept. 27, 2014 .....	52,899
16. West Virginia – Oct. 26, 2013 .....	52,898
17. Texas – Oct. 25, 2014 .....	52,879
18. Oklahoma – Oct. 17, 2015 .....	52,867
19. Stephen F. Austin – Aug. 30, 2014 .....	52,830
20. Baylor – Oct. 12, 2013 .....	52,803
21. Oklahoma – Nov. 23, 2013 .....	52,803
22. Texas Tech – Oct. 4, 2014 .....	52,726
23. TCU – Nov. 16, 2013 .....	52,697
24. Kansas – Nov. 26, 2016 .....	52,637
25. Iowa State – Nov. 2, 2013 .....	52,542

# BILL SNYDER FAMILY STADIUM

53<sup>RD</sup> YEAR – 1968-2020



Renamed in honor of Hall of Fame coach Bill Snyder by a proclamation of the Kansas Board of Regents on Nov. 16, 2005, Bill Snyder Family Stadium is hosting its 53rd season of Wildcat football this fall.

Originally named KSU Stadium, the facility was built at a cost of \$1.6 million and financed from student fees, athletics gate receipts and contributions. The stadium opened its doors Sept. 21, 1968, with a 21-0 shutout of Colorado State. The original seating capacity was set at 35,000, and an expansion in the summer of 1970 added 4,000 permanent bleachers on the east side and 3,000 temporary bleachers on the west side.

Following the 1998 season, the addition of a deck and sky suites on the east side of the stadium increased capacity to more than 50,000. On Nov. 11, 2000, 53,811 fans witnessed Kansas State's 29-28 win over Nebraska. It remains the largest crowd ever to witness a sporting event in the state of Kansas.

Bill Snyder Family Stadium's most recent changes include a \$75 million project to construct the West Stadium Center in 2013 and the new Vanier Football Complex, with full completion in time for the 2016 season.

Currently under construction is the South End Zone project, which has been officially named the Shamrock Zone, thanks to a contribution from the Bill Ryan and Martin Ryan families who own and operate Shamrock Trading Corporation. The Shamrock Zone will be completed in time for the 2021 season at an estimated cost of \$50 million. The project will transform the south concourse and include permanent concessions and restrooms for the first time in the history of Bill Snyder Family Stadium, along with two new videoboards in the southwest and southeast corners of the stadium, which fans can begin enjoying in 2020.

