

K-STATE

2012 FOOTBALL MEDIA GUIDE

The West Stadium Center at Bill Snyder Family Stadium

Opening Fall 2013



Student-Athlete Training Table



Club and Loge Level



Main Concourse Level

Be a part of the future!

kstatesports.com/weststadiumcenter

888.232.9074

DON'T ACCEPT LOSING GREAT EFFORT IMPROVE BE TOUGH NEVER GIVE UP ELIMINATE MISTAKES ENTHUSIASM UNITY EXPECT TO WIN
COMMITMENT GREAT EFFORT **CONSISTENCY UNSELFISHNESS BE TOUGH**
 UNSELFISHNESS NEVER GIVE UP **BE TOUGH** RESPONSIBILITY IMPROVE **CONSISTENCY**
 BE TOUGH **LEADERSHIP ELIMINATE MISTAKES NEVER GIVE UP LEADERSHIP**
 EXPECT TO WIN **IMPROVE CONSISTENCY BE TOUGH IMPROVE COMMITMENT**
NEVER GIVE UP COMMITMENT NO SELF-LIMITATIONS UNITY
 BE TOUGH **RESPONSIBILITY** GREAT EFFORT IMPROVE BE TOUGH **NEVER GIVE UP BE TOUGH UNITY**
 DON'T ACCEPT LOSING GREAT EFFORT **BE TOUGH ELIMINATE MISTAKES EXPECT TO WIN**
 RESPONSIBILITY SELF-DISCIPLINE **UNITY NEVER GIVE UP LEADERSHIP COMMITMENT**
CONSISTENCY ENTHUSIASM COMMITMENT DON'T ACCEPT LOSING GREAT EFFORT IMPROVE
 GREAT EFFORT **BE TOUGH UNITY CONSISTENCY**
 NO SELF-LIMITATIONS **IMPROVE LEADERSHIP NO SELF-LIMITATIONS UNITY**
ELIMINATE MISTAKES EXPECT TO WIN IMPROVE CONSISTENCY
 DON'T ACCEPT LOSING GREAT EFFORT IMPROVE BE TOUGH **NEVER GIVE UP** DON'T ACCEPT LOSING GREAT EFFORT **BE TOUGH ELIMINATE MISTAKES**
COMMITMENT CONSISTENCY UNSELFISHNESS LEADERSHIP

K-STATE FOOTBALL

Winning Tradition2
 Bowl Tradition4
 Big 12 Conference6
 All-Americans8
 Ring of Honor10
 Community College Success12
 Home-Grown Heroes14
 Walk-on Tradition16
 Wildcats in the NFL18
 Exceptional Coaching20
 Strength and Conditioning22
 Academic Support24
 Academic Success26
 National Spotlight28
 Special Teams Success30
 Facilities32
 Gameday Atmosphere34
 In the Community36
 Kansas State University38
 Manhattan, Kan.40

SEASON PREVIEW

Preview Story: *Continued Success*42
 Numerical and Alphabetical Rosters46
 Pronunciation Guide47
 Personnel Picture48
 All-Time Series Records49
 Opponents52

COACHING STAFF

Head Coach Bill Snyder54
 Assistant Coaches58
 Football Administration/Support Staff69

PLAYER PROFILES

Wildcat Veterans72
 Wildcat Newcomers97

2011 SEASON REVIEW

Final Results and Statistics100
 Scoring Drives106
 Red Zone Stats and Drive Superlatives107
 Long Plays108
 Game-By-Game Summaries110
 Big 12 Standings and Statistics122

RECORDS AND HISTORY

Rushing128
 Passing132
 Receiving136
 Total Offense139
 All-Purpose Yardage140
 Scoring141
 Punting144
 Defense145
 Punt Return150
 Kickoff Return151
 Miscellaneous152
 Year-By-Year Team Statistics154
 Year-By-Year Final Team Records156
 Year-By-Year Results158
 Bowl Games164
 All-Americans169
 National Awards170
 All-Star Games171
 All-Conference172
 Academic Honors174
 Retired Number175
 College Football Hall of Fame175
 Wildcats in the Pros176
 Wildcats in the NFL Draft178
 Lettermen179
 Team Captains184
 All-Time Head Coaches185
 All-Time Assistant Coaches185
 Bill Snyder Family Stadium186
 Traditions188

KANSAS STATE UNIVERSITY

Kansas State University190
 University Administration196
 Athletics Administration197
 Head Coaches199
 Athletics Department Staff200

MEDIA INFORMATION

Athletics Communications Staff201
 Quick Facts and Road Headquarters202
 Visiting Manhattan203
 Media Information204
 Media Directory206
 K-State Sports Network207
 Big 12 Composite Schedule208

MEDIA GUIDE CREDITS

EDITORIAL: The 2012 K-State Football Media Guide is a product of the K-State Athletics Department and was written, edited and designed by Kenny Lannou, Ryan Lackey and Ron Cook. Editorial contributions by Tom Gilbert, Randy Peterson and David Wiechmann.

COVERS: Cover design by Ron Cook, K-State Athletics.

PHOTOGRAPHY: Scott Weaver, Pete Aiken, Larry Smith, John LaBarge, Jason Wise, Kenny Lannou, George McCandless, Dave Mayes, Hank Young, Mike Nowak, John H. Reid III, Garry Bowman, Don Wright, Don Larson, Jen Salmans, Scott Sewell, Green Bay Packers, Kansas City Chiefs, New Orleans Saints, Tampa Bay Buccaneers and Washington Redskins.

PRINTING: Sun Graphics, Parsons, Kan.

30

All-time Big 12 road wins which ranks fourth among league schools

121

All-time Big 8/Big 12 all-conference performers

52




All-America selections since 1993

46

Wildcats have been taken in the NFL Draft under Bill Snyder

19

Consecutive years a Wildcat player has been taken in NFL Draft



K-State became just the second school in CFB history to win 11 games

Under Bill Snyder, K-State has accumulated a 103-20 (.837) record

CONSISTENCY BE TOUGH IMPROVE COM
MMITMENT NO SELF-LIMITATION
LITY GREAT EFFORT IMPROVE BE TOUGH NEVER GIVE UP BE T

WINNING TRADITION

Kansas State
2013 Dr Pepper
Big 12 Football
Champions

K-State was the lone Big 12 school and one of only two in the nation in 2011-12 to have its football team in a bowl game and win games in the NCAA volleyball, men's basketball and women's basketball tournaments



8 Number of 10-win seasons under legendary coach Bill Snyder



es six times over a seven-year stretch (1997-2003) under Bill Snyder

d at Bill Snyder Family Stadium

K-STATESPORTS.COM

Bowl appearances under head coach Bill Snyder:

- 2012 AT&T Cotton Bowl (35,000)
- 2010 New Era Pinstripe Bowl (10,000)
- 2004 Tostitos Fiesta Bowl (37,000)
- 2002 Holiday Bowl Champions (10,000)
- 2001 Insight.com Bowl (11,000)
- 2001 Cotton Bowl Champions (35,000)
- 1999 Holiday Bowl Champions (12,000)
- 1998 Alamo Bowl (35,000)
- 1997 Tostitos Fiesta Bowl Champions (45,000)
- 1997 Cotton Bowl (40,000)
- 1995 Holiday Bowl Champions (12,000)
- 1994 Aloha Bowl (3,000)
- 1993 Copper Bowl Champions (15,000)

(Number of K-State fans in attendance)



More than 17,000 Wildcat fans turned Rangers Ballpark purple for last year's Cotton Bowl pep rally before more than 35,000 filled Cowboys Stadium for the game against Arkansas.



1997 Fiesta Bowl MVP
Michael Bishop



2001 Cotton Bowl Champs



2004 Fiesta Bowl and First BCS Berth



45,000 K-Staters traveled to the 1997 Fiesta Bowl

K-State went to 11 straight bowls under head coach Bill Snyder

K-State has traveled the three largest crowds ever to cross state lines

CONSISTENCY BE TOUGH IMPROVE COMMITMENT NO SELF-LIMITATION
GREAT EFFORT IMPROVE BE TOUGH NEVER GIVE UP BE T

B O W L T R A D I T I O N



from 1993-2003 and has gone to 13 bowls under his leadership

s to watch a college football game.

K-STATESPORTS.COM

TO WIN IMPRO
R GIVE UP CO
HIGH RESPONSIRI

THE BIG 12 CONFERENCE

K-State Among the Big 12's Best

ALL-TIME BIG 12 CONFERENCE VICTORIES (1996-11)

1. Texas	94
2. Oklahoma	92
3. K-STATE	76
4. Texas Tech	71
5. Oklahoma State	63
6. Iowa State	37
7. Kansas	36
8. Baylor	24

ALL-TIME BIG 12 CONFERENCE ROAD WINS (1996-11)

1. Texas	41
2. Oklahoma	37
3. K-STATE	30
4. Texas Tech	28
5. Oklahoma State	27
6. Kansas	11
7. Iowa State	12
8. Baylor	6

**TCU and West Virginia begin Big 12 play in 2012*





K-State ranks near the top

K-State has seen 102 players earn All-Big 12 honors since

WE CONSISTENCY BE TOUGH IMPROVE COM
MMITMENT NO SELF-LIMITATION
LITY GREAT EFFORT IMPROVE BE TOUGH NEVER GIVE UP BE T

IS BIG TIME



of the Big 12 in league games won and conference road wins

ce the league's inception

K-STATESPORTS.COM

TO WIN IMPRO
R GIVE UP CO
HIGH RESPONSIRI

A L L - A M E R I C A N S

First and Second Team All-Americans

OFFENSE

OFFENSIVE LINEMEN

Barrett Brooks, 1994*
Ray Hahn, 1922
Nick Leckey, 2002-03
George Maddox, 1934
Zerlindon Pearson, 1925*
Todd Weiner, 1997*

QUARTERBACKS

Chad May, 1994
Michael Bishop, 1998

RUNNING BACKS

Ralph Graham, 1933*
Veryl Switzer, 1951*-1952*
Darren Sproles, 2003

WIDE RECEIVERS

Henry Cronkite, 1931
H. Randels, 1925*
Quincy Morgan, 2000
Jordy Nelson, 2007

DEFENSE

DEFENSIVE BACKS

Chris Canty, 1995-96
Lamar Chapman, 1999*
Jarrod Cooper, 1998*
Nigel Malone, 2011*
Jaime Mendez, 1993
Terence Newman, 2002
Thomas Randolph, 1993
Clarence Scott, 1970

DEFENSIVE LINEMEN

Tim Colston, 1995
Mario Fatafeh, 2000


LINEBACKERS

Percell Gaskins, 1995*
Jeff Kelly, 1998
Mark Simoneau, 1998*-99
Gary Spani, 1976-77
Josh Buhl, 2003


SPECIALISTS

Corey Adams (LS), 2010
David Allen (PR), 1998-99
Andre Coleman (KR), 1993*
Martin Gramatica (PK), 1997-1998
Aaron Lockett (PR), 2000
Tyler Lockett (KR), 2011
Williams Powell (KR), 2010*
Jamie Rheem (PK), 2000
Sean Snyder (P), 1992


*Second-Team Selections



Veryl Switzer



Sean Snyder



Martin Gramatica

A total of 20 Wildcats have

Under Bill Snyder, K-State has had 31 different players e


WE CONSISTENCY BE TOUGH IMPROVE COMMITMENT NO SELF-LIMITATION GREAT EFFORT IMPROVE BE TOUGH NEVER GIVE UP BE T



Jordy Nelson



Michael Bishop



2011 Walter Camp All-Americans Tyler Lockett and Nigel Malone with former Wildcat and current Washington Redskin Rob Jackson



Terence Newman



Darren Sproles



Gary Spani

ve earned first or second team All-America honors since 1996

earn All-America honors

K-STATESPORTS.COM

R I N G O F H O N O R



K-State started a new tradition in 2002 as the football program announced the inaugural Ring of Honor Class. The distinction is designed to recognize those in the football program who have distinguished themselves on and off the field. Among the criteria considered is graduation from K-State with a student-athlete having been out of school for at least five years, quality of character, whether the person is an excellent representative of K-State and whether a person has achieved consensus All-America status at K-State. The inaugural 2002 class included Lynn Dickey, Steve Grogan, Jaime Mendez, Sean Snyder, Gary Spani and Veryl Switzer. The Class of 2008 included David Allen, Martin Gramatica, Terence Newman and Mark Simoneau, bringing the total number in the elite fraternity to 10.




CLASS OF 2002

Lynn Dickey, QB
 Steve Grogan, QB
 Jaime Mendez, S
 Sean Snyder, P
 Gary Spani*, LB
 Veryl Switzer, RB

CLASS OF 2008

David Allen, RB/PR
 Martin Gramatica, K
 Terence Newman, DB
 Mark Simoneau*, LB

* - College Football Hall of Fame inductee





A total of 10 Wild

K-State's Ring of Honor features two QBs, one RB, two LBs, t

WE CONSISTENCY BE TOUGH IMPROVE COM
 COMMITMENT NO SELF-LIMITATION
 GREAT EFFORT IMPROVE BE TOUGH NEVER GIVE UP BE T

2012 College Football Hall of Fame
 Inductee Mark Simoneau



cats have been enshrined into K-State's Ring of Honor

two DBs and three specialists


K-STATESPORTS.COM

COMMUNITY COLLEGE



Big 12 Newcomer of the Year Honorees

- Michael Bishop - 1997 Offensive Newcomer of the Year
- Jeff Kelly - 1997 Defensive Newcomer of the Year
- Mario Fatafehi - 1999 Defensive Newcomer of the Year
- Derrick Yates - 2000 Defensive Newcomer of the Year
- Tank Reese - 2001 Defensive Newcomer of the Year
- Deon Murphy - 2007 Offensive Newcomer of the Year
- Gary Chandler - 2007 Defensive Newcomer of the Year
- Brandon Banks - 2008 Offensive Newcomer of the Year
- Daniel Thomas - 2009 Offensive Newcomer of the Year
- Arthur Brown* - 2011 Defensive Newcomer of the Year

*(Four-year transfer)



A total of six Wildcats who were community college transfers earned All-Big 12 honors in 2011, including Walter Camp All-American Nigel Malone




K-State has seen a total of

A total of 33 former community college players have earned

WE CONSISTENCY BE TOUGH IMPROVE COM
MMITMENT NO SELF-LIMITATION
LITY GREAT EFFORT IMPROVE BE TOUGH NEVER GIVE UP BE T


S U C C E S S



Quincy Morgan



Daniel Thomas




Zac Diles



Mario Fatafehi



Ryan Lilja



Tank Reese

total of 10 players earn Big 12 Newcomer of the Year honors

All-Big 12 honors as Wildcats

K-STATESPORTS.COM

H O M E - G R O W N H E R O E S

Sunflower State Standouts

Brooks Barta, LB (Smith Center)

- 1991 First Team All-Big 8

Monty Beisel, DL (Douglass)

- 2000 First Team All-Big 12

Arthur Brown, LB (Wichita)

- 2011 First Team All-Big 12

Travis Brown, P (Overland Park)

- 2002 Third Team All-Big 12

Ian Campbell, DE (Cimarron)

- 2006, 2007 First Team All-Big 12

Lamar Chapman, DB (Liberal)

- 1997 Second Team All-Big 12

B.J. Finney, DB (Andale)

- 1998, 1999 First Team All-Big 12

Tysyn Hartman, DB (Wichita)

- 2011 Second Team All-Big 12

Ryan Lilja, OL (Lake Quivira)

- 2003 Second Team All-Big 12

Jon McGraw, DB (Manhattan)

- 2001 Third Team All-Big 12

Justin Montgomery, DL (Smith Center)

- 2003 Second Team All-Big 12

Jordy Nelson, WR (Riley)

- 2007 First Team All-Big 12

Terence Newman, DB (Salina)

- 2001 Second Team All-Big 12

Travis Ochs, LB (Overland Park)

- 1996 Third Team All-Big 12

Tim Reyer, P (Wamego)

- 1997, 1998 Second Team All-Big 12

Tim Reyer, P (Wamego)

- 2007 First Team All-Big 12

Jamie Rheem, PK (Wichita)

- 1999, 2000 First Team All-Big 12

Joe Rheem, PK (Wichita)

- 2003 Third Team All-Big 12

Mark Simoneau, LB (Smith Center)

- 1997, 1999 First Team All-Big 12

Darren Sproles, RB (Olathe)

- 1998 Second Team All-Big 12

Darren Sproles, RB (Olathe)

- 2002 Second Team All-Big 12

Nick Stringer, OL (Topeka)

- 2003, 2004 First Team All-Big 12

Nick Stringer, OL (Topeka)

- 2009 First Team All-Big 12

Rashad Washington, DB (Wichita)

- 2003 Second Team All-Big 12

Marcus Watts, DB (Hays)

- 2006 Second Team All-Big 12

Wade Weibert, OL (Hillsboro)

- 2010 Second Team All-Big 12

Nyle Wiren, DE (Wichita)

- 1994 First Team All-Big 8

Nyle Wiren, DE (Wichita)

- 1996 First Team All-Big 12

Ty Zimmerman, DB (Junction City)


- 2010 Second Team All-Big 12



K-State has seen several Sunflower State products go on to play in the NFL, including Terence Newman, Darren Sproles, Ryan Lilja, Jordy Nelson, Jon McGraw, Mark Simoneau and Tysyn Hartman



Smith Center's Mark Simoneau





Liberal's Lamar Chapman

AD ASTRA PER ASPERA
Kansas

A total of 19 Cats from


K-State has seen 72 players from the state of Kansas go

WE CONSISTENCY BE TOUGH IMPROVE COM
MMITMENT NO SELF-LIMITATION
LITY GREAT EFFORT IMPROVE BE TOUGH NEVER GIVE UP BE T



Olathe's Darren Sproles


Cimarron's Ian Campbell



Salina's Terence Newman



Riley's Jordy Nelson



Wichita's Arthur Brown

From the state of Kansas have earned All-American honors

on to play professionally

K-STATESPORTS.COM


WALK-ON TRADITION

Walk-ons Who Earned Starting Roles at K-State

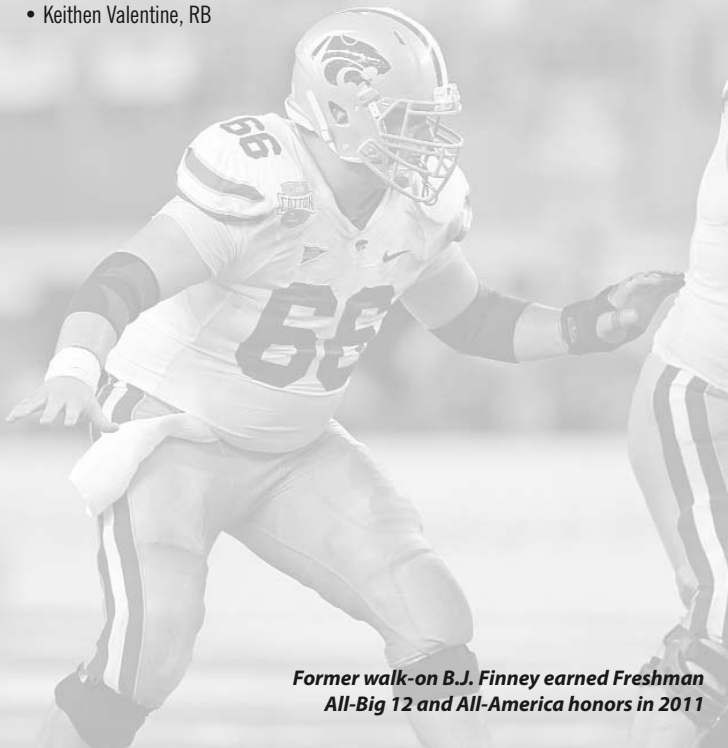
- Ian Campbell, DE - Three-time All-Big 12
- Rock Cartwright, RB - Washington Redskins
- Joe Bob Clements, DE - Two-year starter and current assistant coach
- Daniel Gonzalez, WR
- Andrew Erker, DB
- B.J. Finney, OL - 2011 Freshman All-American
- D.J. Fulhage, P
- Rashad Harrell, DB
- Stephen Harrison, DB
- Alex Hrebec, LB - 2008 Freshman All-American
- Jon McGraw, DB - 2001 All-Big 12; Kansas City Chiefs
- Jordy Nelson, WR - 2007 All-Big 12, All-American; Green Bay Packers
- Marcus Perry, LB - Four-time Academic All-Big 12 (2004-08)
- William Powell, KR - 2010 All-American
- Tim Reyer, P - 2007 All-Big 12
- Logan Robinson, OL - Three-time Academic All-Big 12 (2005-07)
- Blake Seiler, DE - Three-time Academic All-Big 12 (2004-06)
- Jeff Snodgrass, K - 2006 All-Big 12
- Sean Snyder, P - 1992 Consensus All-American and current associate HC
- Marcus Watts, DB - Two-time All-Big 12 (2005-06)
- Keithen Valentine, RB



Joe Bob Clements



Sean Snyder




Former walk-on B.J. Finney earned Freshman All-Big 12 and All-America honors in 2011

Current K-State coaches S

K-State currently has three former walk-ons in the NFL: Rock Cartwright, Jordy Nelson, and Sean Snyder.


WE CONSISTENCY BE TOUGH IMPROVE COMMITMENT NO SELF-LIMITATION GREAT EFFORT IMPROVE BE TOUGH NEVER GIVE UP BE T



Jordy Nelson



Ian Campbell



Jon McGraw



Marcus Watts



William Powell

ean Snyder and Joe Bob Clements were walk-on success stories

ght, Jon McGraw and Jordy Nelson

K-STATESPORTS.COM



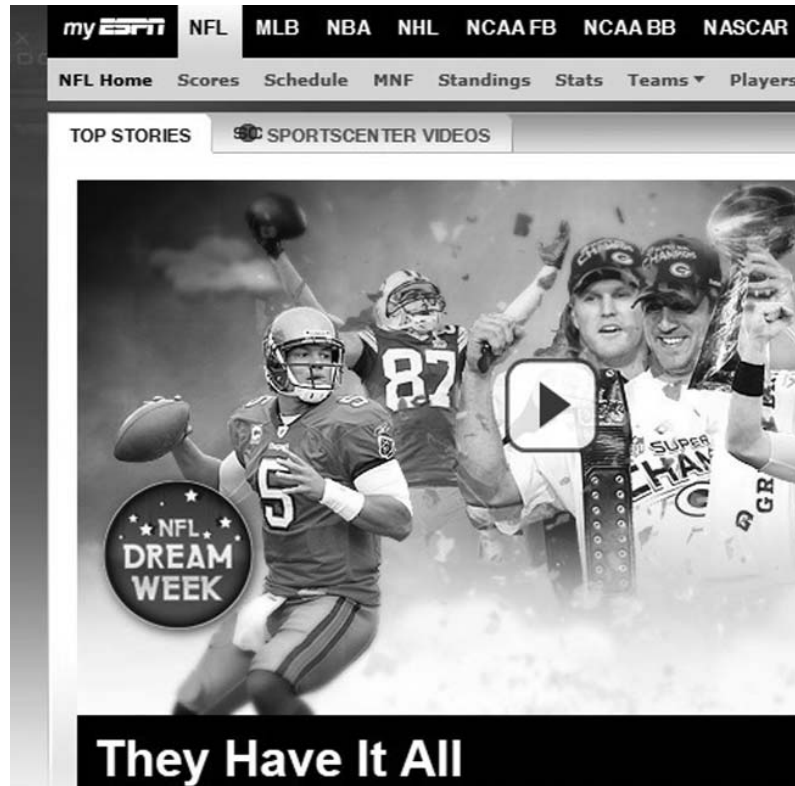
WILDCATS IN THE NFL



Wildcats Currently on NFL Rosters

Brandon Banks, WR, Washington Redskins
 Bryce Brown, RB, Philadelphia Eagles
 Rock Cartwright, RB, San Francisco 49ers
 Jeromey Clary, OL, San Diego Chargers
 Zac Diles, LB, Tennessee Titans
 Josh Freeman, QB, Tampa Bay Buccaneers
 Tysyn Hartman, DB, Kansas City Chiefs
 Rob Jackson, DL, Washington Redskins
 Emmanuel Lamur, LB, Cincinnati Bengals
 Ryan Lilja, OL, Kansas City Chiefs
 Jeron Mastrud, TE, Miami Dolphins
 Joshua Moore, DB, Denver Broncos
 Jordy Nelson, WR, Green Bay Packers
 Terence Newman, DB, Cincinnati Bengals
 William Powell, RB, Arizona Cardinals
 Darren Sproles, RB, New Orleans Saints
 Daniel Thomas, RB, Miami Dolphins
 Reggie Walker, LB, Arizona Cardinals

as of July 1, 2012



K-State has had one p

K-State's consecutive draft pick streak is the second-longest


WE CONSISTENCY BE TOUGH IMPROVE COM
MMITMENT NO SELF-LIMITATION
LITY GREAT EFFORT IMPROVE BE TOUGH NEVER GIVE UP BE T

SOCCER MORE SPORTS WATCH FANTASY & GAMES PAGE 2 & COMMENTARY RADIO & MORE

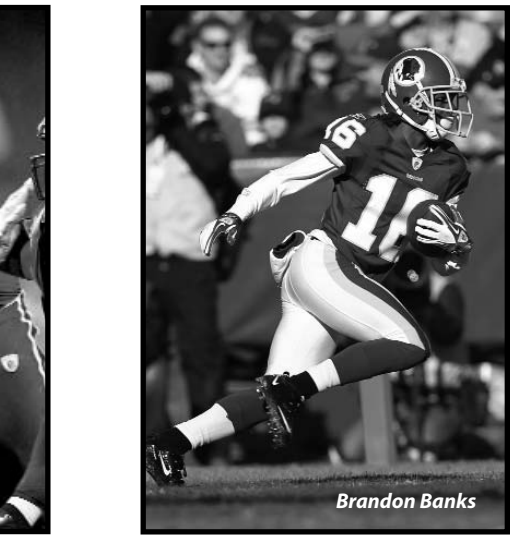

NFL draft Fantasy Trans Blog Rumors Resources Tickets

HEADLINES MY HEADLINES RSS

- NFL must satisfy Brady plaintiffs to seal deal
- Lawyer: Mendenhall's suit about voicing opinion
- Vick takes anti-dogfighting
- Ravens' Harbaugh rips Bear
- Packers source: Team not n
- Jets free agent Cromartie n
- Vikes' pursuit of stadium hit
- Cash-strapped UFL delays s
- Cowboys free agent Sensab
- Pacman enters not-guilty pl
- Joyner: Bears' Forte rivals A



ESPN FANTASY FOOTBALL




player taken in the NFL Draft in each of the last 19 seasons

most among all Big 12 schools

K-STATESPORTS.COM

TO WIN IMPRO
 R GIVE UP CO
 HIGH RESPONSIRI

EXCEPTIONAL COACHING



"Bill Snyder isn't the coach of the year, and he isn't the coach of the decade. He's the coach of the century."

- Barry Switzer, former OU and Dallas Cowboys head coach

2011 Big 12 and National Coach of the Year Bill Snyder



Dana Dimel - Co-OC/RB/TE



Tom Hayes - DC/DB



Mike Cox - LB



Charlie Dickey - OL

K-State's coaching sta

The Wildcat staff includes four coaches with HC experience an

WE CONSISTENCY BE TOUGH IMPROVE COM
MMITMENT NO SELF-LIMITATION
LITY GREAT EFFORT IMPROVE BE TOUGH NEVER GIVE UP BE T


*"Everyone just instantly respects him and his players clearly buy in. He does it with fundamentals, discipline and they don't make mistakes."
- ESPN's Desmond Howard on head coach Bill Snyder*

*"The thing I love about Bill Snyder is that he coaches the fundamentals, and they do all the things necessary to win football games."
- ESPN analyst Jesse Palmer*




Del Miller - Co-OC/QB

Sean Snyder - Assoc. HC/Special Teams



Mo Latimore - DL



Mike Smith - WR



Joe Bob Clements - DE/Run Game Coord.

ff has combined for 121 total appearances in bowl games


d 278 total years of experience

K-STATESPORTS.COM

STRENGTH AND CONDITIONING

Wildcat Strength and Conditioning

Under the direction of head strength and conditioning coach Chris Dawson and assistant strength and conditioning coaches Darren Honeycutt and Corey Meredith, the Kansas State strength and conditioning program is committed to maximizing the on-field performance of every student-athlete. The program, designed by Dawson, combines weight training, plyometrics, stretching and flexibility exercises, running and proper nutrition to enhance each student-athlete's ability to compete. Dawson is a 17-year veteran of the strength training and conditioning field and in 2007 was named the National Collegiate Strength and Conditioning Coach of the Year Award by the Professional Football Strength and Conditioning Coaches Society.




Chris Dawson has seen


K-State's program is committed to maximizing on-field performance

WE CONSISTENCY BE TOUGH IMPROVE COM
MMITMENT NO SELF-LIMITATION
LITY GREAT EFFORT IMPROVE BE TOUGH NEVER GIVE UP BE T

K-State's program combines weight training, plyometrics, stretching and flexibility exercises, running and proper nutrition to enhance each student-athlete's ability to compete



Head strength and conditioning coach Chris Dawson



en 30 of his former student-athletes taken in the NFL Draft

formance of every student-athlete

K-STATESPORTS.COM

TO WIN IMPRO
GIVE UP CO
IGH RESPONSIRI



ACADEMIC SUPPORT

A World-Class Student-Athlete Experience

At Kansas State, being a champion is more than winning trophies on the field or on the court. It is about providing student-athletes a world-class experience which includes being a champion in the classroom, and most importantly, becoming a champion in life. K-State's program of Academic Student Services for Athletics assists, directs, supports and promotes student development, academic achievement, academic athletic eligibility and progress toward graduation. The unit assists student-athletes through its student orientation program, offers academic counseling and academic skills training, assists with developing class schedules and graduation timelines, tracks academic progress and provides tutoring and mentoring services through its superior academic facility for student-athletes - the Academic Learning Center. K-State's Second Wind program also accommodates former student-athletes so that they have the opportunity to earn a degree.



Justin Tuggle



Ryan Doerr



Bradren Wilson

A combined 79 football play

K-State led the Big 12 in all-sports graduation rate for

WE CONSISTENCY BE TOUGH IMPROVE COM
MMITMENT NO SELF-LIMITATION
LITY GREAT EFFORT IMPROVE BE TOUGH NEVER GIVE UP BE T

*A total of 11 players from the Wildcats' 2012 roster
have already earned K-State degrees*



*Head Coach Bill Snyder and 2011
National Scholar Athlete Tysyn
Hartman at the 2011 NFF/College
Football Hall of Fame induction
ceremony in New York City*



Anthony Cantele



Arthur Brown

ers were named to the Big 12 Commissioner's Honor Roll in 2011-12

ur of the last five years

K-STATESPORTS.COM

ACADEMIC EXCELLENCE

Academic Excellence Under Bill Snyder

Academic All-Americans

- 1992 - Brooks Barta, LB
- 1995 - Jason Johnson, OL
- 1995 - Kevin Lockett, WR
- 1996 - Jason Johnson, OL
- 1996 - Kevin Lockett, WR
- 2000 - Jon McGraw, DB
- 2001 - Jon McGraw, DB
- 2001 - Andy Eby, OL
- 2003 - Ryan Lilja, OL
- 2009 - Jeron Mastrud, TE
- 2011 - Tysyn Hartman, DB

NFF National Scholar Scholarship

- 1991 - Russ Campbell, TE
- 1992 - Brooks Barta, LB
- 1996 - Jason Johnson, OL
- 2011 - Tysyn Hartman, DB

CFA National Scholar-Athlete

- 1992 - Brooks Barta, LB
- 1993 - Quentin Neujahr, OL
- 1994 - Laird Veatch, LB
- 1994 - Matt McEwen, DE
- 1995 - Kevin Lockett, WR
- 1995 - Dirk Ochs, DE
- 1996 - Kevin Lockett, WR
- 1996 - Jason Johnson, OL



NATIONAL FOOTBALL
FOUNDATION



Under head coach Bill Snyder

According to *Diverse* magazine, K-State ranks 10th nationally in graduation rates.

WE CONSISTENCY BE TOUGH IMPROVE COM
MMITMENT NO SELF-LIMITATION
LITY GREAT EFFORT IMPROVE BE TOUGH NEVER GIVE UP BE T

K-State Football has led the Big 12 in graduation rate four of the last five years



K-State representatives supporting Tysyn Hartman at the 2011 NFF Awards Banquet in New York City



*2011 National Scholar Athlete
Tysyn Hartman*



Jeron Mastrud



Kevin Lockett


Under Coach Bill Snyder, K-State has had 11 Academic America selections

Supporting African-American student-athletes


K-STATESPORTS.COM

K-STATE FOOTBALL


TO WIN IMPRO
GIVE UP CO
IGH RESPONSIRI



Jordy Nelson



Michael Bishop



Mark Simoneau



Jordy Nelson and Kirk Herbstreit



Terence Newman



College GameDay in Man

K-STATEHD.TV


K-StateHD.TV is the nation's No. 1 subscrip

All 12 of K-State's football games in 2012 will be broadca

WE CONSISTENCY BE TOUGH IMPROVE COM
MMITMENT NO SELF-LIMITATION
LITY GREAT EFFORT IMPROVE BE TOUGH NEVER GIVE UP BE T

NATIONAL EXPOSURE

The ESPN College GameDay crew showing its Wildcat pride with K-State alum and guest picker Eric Stonestreet last season



ption-based HD network across the entire CBS online platform

st across the entire nation

K-STATESPORTS.COM

SPECIAL, SPECIAL TEAMS

In his first season as special teams coordinator, Sean Snyder helped K-State win a school-record six Big 12 Special Teams Player of the Week honors

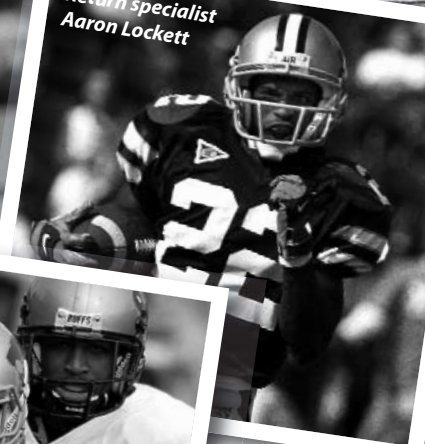
Raphael Guidry set a school record in 2011 with five blocked kicks, including this PAT in the 2012 AT&T Cotton Bowl



NCAA record-breaking returner David Allen



Return specialist Aaron Lockett



NCAA record-breaking returner Brandon Banks




All-American PK Martin Gramatica

K-State has seen 97 play

K-State has scored 81 non-offensive TD's since 1999, a figure

WE CONSISTENCY BE TOUGH IMPROVE COM
MMITMENT NO SELF-LIMITATION
LITY GREAT EFFORT IMPROVE BE TOUGH NEVER GIVE UP BE T

Seven Wildcats have earned All-America status on special teams under Bill Snyder, including Corey Adams, David Allen, Brandon Banks, Martin Gramatica, Jamie Rheem, Sean Snyder, and 2011 honoree Tyler Lockett



Tyler Lockett, pictured left with fellow teammate and All-American Nigel Malone, was the lone true freshman named to the 2011 Walter Camp All-America team



Ryan Doerr - Ray Guy Award candidate



Anthony Cantele - Lou Groza Award candidate



Tyler Lockett - 2011 national kick return leader

ers who played on special teams go on to play professionally

that ranks second nationally

K-STATESPORTS.COM



TOP-NOTCH FACILITIES



The new West Stadium Center at Bill Snyder Family Stadium will be completed prior to the 2013 season



Team meeting room



Hydrotherapy Center



Locker room

K-State's 100-yard in

K-State Athletics currently has over \$100 million in facility

WE CONSISTENCY BE TOUGH IMPROVE COMMITMENT NO SELF-LIMITATION GREAT EFFORT IMPROVE BE TOUGH NEVER GIVE UP BE T

The \$75 million West Stadium Center at Bill Snyder Family Stadium will include a new training table for all Wildcat student-athletes




Indoor Facility

Vanier Football Complex



Big 8 Room



NFL Wall



Trophy Displays

Indoor facility was the largest of its kind upon completion


improvements in progress

K-STATESPORTS.COM

TO WIN IMPRO
GIVE UP CO
IGH RESPONSIRI

GAMEDAY IN MANHATTAN

Willie Wildcat on Fort Riley Day



The Pride of Wildcatland



Fort Riley Day



K-State fans have sold o

K-State ranked among the national leaders in 2011 in p

WE CONSISTENCY BE TOUGH IMPROVE COM
MMITMENT NO SELF-LIMITATION
LITY GREAT EFFORT IMPROVE BE TOUGH NEVER GIVE UP BE T

K-State players exit their locker room to the sound of 50,000-plus purple-clad fans roaring at Bill Snyder Family Stadium



out Bill Snyder Family eight times over the last three seasons

percent capacity at 98%

K-STATESPORTS.COM


TO WIN IMPRO
GIVE UP CO
HIGH RESPONSIBI

CATS IN THE COMMUNITY

Wildcats in the Community

A lot more goes into being a student-athlete at Kansas State than just working out and going to class. K-State's Life Skills program focuses on encouraging student-athletes to become strong leaders and positive role models. K-State players are also encouraged to get involved in their community and annually participate in a number of service projects throughout the region. The goal of these programs is not only to enhance the student-athlete experience but also to expand character and provide leadership opportunities. By getting involved, K-State players gain a strong sense of self-worth, while experiencing the personal satisfaction that comes from volunteering.

K-State football players serve a number of different programs, many of which focus on the Manhattan region's youth population. From the Read-2-Achieve program to Kats for Kids and Jr. Wildcats and Walkin' With A Wildcat, K-State football players are a consistent presence in the lives of the region's youth. K-State players also take part in the annual Special Olympics, ban with other K-State student-athletes to fight hunger through Cats for Cans, and make a difference in the lives of the region's older population through Senior Cats, a program that is devoted to visiting the area's retirement homes and senior centers.




Wildcat football players


K-State's Life Skills program encourages students to be strong leaders a

WE CONSISTENCY BE TOUGH IMPROVE COM
MMITMENT NO SELF-LIMITATION
LITY GREAT EFFORT IMPROVE BE TOUGH NEVER GIVE UP BE T

K-State football players committed over 100 total hours to the Manhattan community in 2011-12.



Tre Walker at the 2012 Big 12 Leadership Summit in Texas



play an active role in supporting the Manhattan community

and role models in the community

K-STATESPORTS.COM



TO WIN IMPRO
GIVE UP CO
IGH RESPONSIRI

KANSAS STATE UNIVERSITY

A World-Class Education

One of the nation's elite universities, Kansas State offers a world-class undergraduate education while earning international distinction as a "very high research institution." Kansas State University was founded February 16, 1863, and was the first college in America to be officially designated a land-grant school under the Morrill Act. One of six universities governed by the Kansas Board of Regents, K-State continues to fulfill its historical educational mission in teaching, research and public service. Kansas State is under the leadership of a dynamic president in Dr. Kirk Schulz, whose visionary plan, "K-State 2025," has K-State on track of being recognized nationally as a top 50 public research university. K-State operates a three-campus system, with the main campus located in Manhattan, just two hours west of Kansas City. Additional campuses are located in Salina and in Olathe - one of the largest suburbs of Kansas City. As the state's land-grant university, K-State has extension offices in 105 counties and numerous research farms/facilities throughout the state. The university has nearly 200,000 alumni and friends, half of whom live outside the state of Kansas. K-State is ranked No. 1 in the Big 12 for percentage of Alumni Association membership. In 2009, Kansas State was selected in a national search as the new home of the \$650-plus million National Bio and Agro-Defense Facility (NBAF) - adding more than 450 total jobs and 200 white-collar positions to the Manhattan community. K-State has 38 nationally-ranked academic programs and offers more than 250 majors in nine colleges to more than 23,000 students. K-State offers more than 250 majors in nine colleges to more than 23,000 students. K-State is the only research university in the United States to have three national CASE/Carnegie professors of the year.

(See pages 190-194 for more university information)

KANSAS STATE UNIVERSITY

K-State expects to surpass its 2011-12 enrollment figure of 23,588 students this fall.



K-State was the first college i


Kansas State University currently has 38 nationally-ran

CONSISTENCY BE TOUGH IMPROVE COM
MMITMENT NO SELF-LIMITATION
GREAT EFFORT IMPROVE BE TOUGH NEVER GIVE UP BE T

President Kirk Schulz has K-State on track of being recognized nationally as a top 50 public research university



Anderson Hall



Hale Library



K-State 2025

in America to be designated a land grant school under the Morrill Act

anked academic programs

K-STATESPORTS.COM

THE CLASSIC COLLEGE TOWN

The Little Apple

When it comes to classic college towns, the Little Apple ranks among the best. Although considerably smaller than its New York namesake, Manhattan (est. MSA population of nearly 125,000 in 2011) has blossomed into a diversified city with urban amenities while retaining its small-town appeal. CNNMoney.com rates the area as one of the 10 best places in America to retire young. *Men's Journal* selected Manhattan as one of the 50 best places to live in America, while Manhattan also checked in at No. 91 in *Sporting News'* annual Best Sports Cities rankings. American Airlines now offers daily round-trip flights between Dallas/Fort Worth International Airport, Chicago O'Hare International Airport and Manhattan Regional Airport, so flights out of and to Manhattan now connect to anywhere in the world. Manhattan also has many appealing places to shop, eat and socialize. An award-winning shopping mall is located in the heart of the downtown region, and Aggieville continues to be particularly popular with students. Around the holidays, Manhattan bustles with activity and last year approximately 15,000 revelers took to the streets of Aggieville to celebrate the Little Apple at the annual New Year's Eve ball drop.




The city of Manhattan rests in

Visitors to Manhattan from the north and south will enter MHK

WE CONSISTENCY BE TOUGH IMPROVE COM
MMITMENT NO SELF-LIMITATION
LITY GREAT EFFORT IMPROVE BE TOUGH NEVER GIVE UP BE T

The city of Manhattan ranks among the nation's Top 50 places to live and Top 100 sports cities

Downtown MHK and Manhattan Hill



The Little Apple®
Manhattan

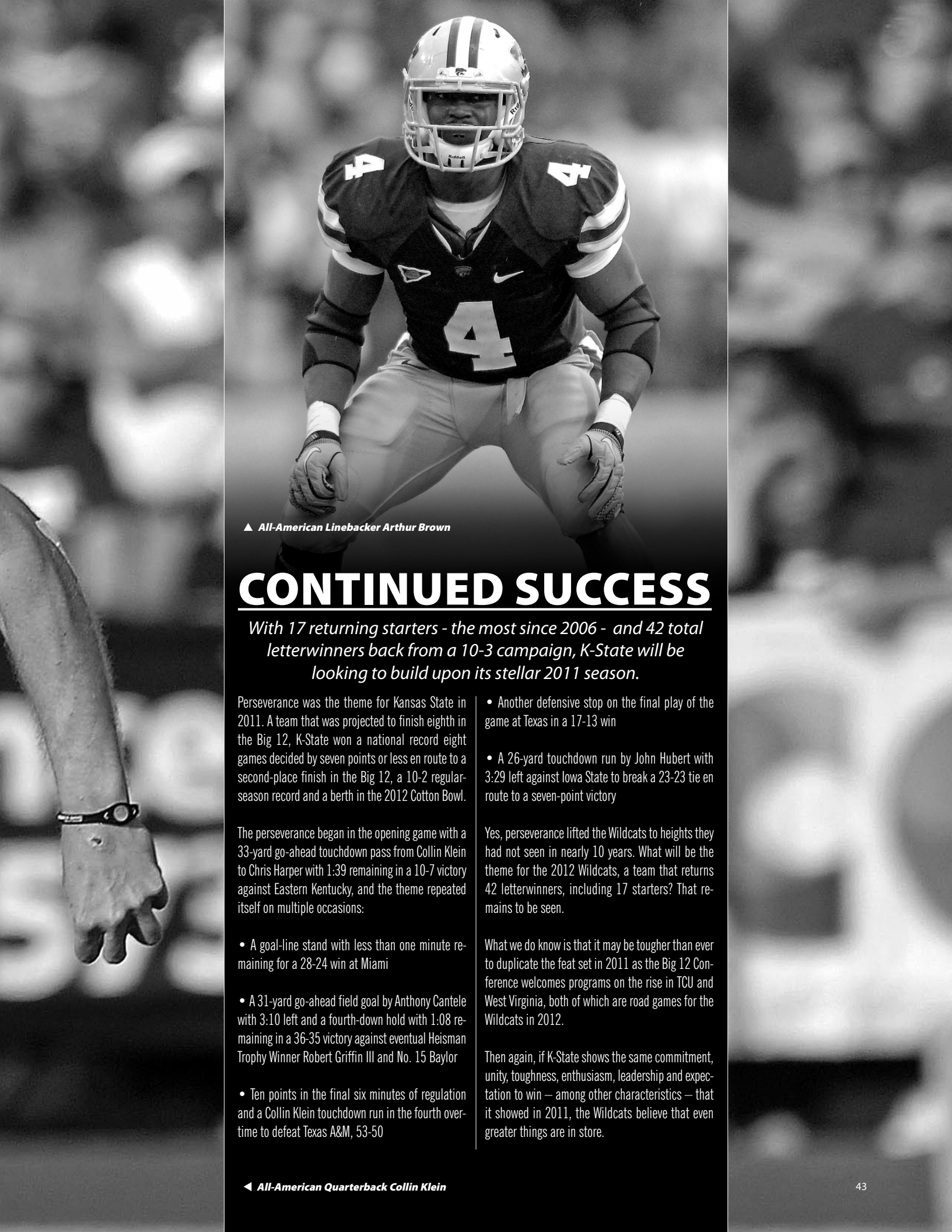
The new Flint Hills Discovery Center inspires people to celebrate, explore, and care for the Flint Hills

in the middle of the rolling Flint Hills and Konza Prairie region of Kansas

via Coach Bill Snyder Highway

K-STATESPORTS.COM





▲ *All-American Linebacker Arthur Brown*

CONTINUED SUCCESS

With 17 returning starters - the most since 2006 - and 42 total letterwinners back from a 10-3 campaign, K-State will be looking to build upon its stellar 2011 season.

Perseverance was the theme for Kansas State in 2011. A team that was projected to finish eighth in the Big 12, K-State won a national record eight games decided by seven points or less en route to a second-place finish in the Big 12, a 10-2 regular-season record and a berth in the 2012 Cotton Bowl.

The perseverance began in the opening game with a 33-yard go-ahead touchdown pass from Collin Klein to Chris Harper with 1:39 remaining in a 10-7 victory against Eastern Kentucky, and the theme repeated itself on multiple occasions:

- A goal-line stand with less than one minute remaining for a 28-24 win at Miami
- A 31-yard go-ahead field goal by Anthony Cantele with 3:10 left and a fourth-down hold with 1:08 remaining in a 36-35 victory against eventual Heisman Trophy Winner Robert Griffin III and No. 15 Baylor
- Ten points in the final six minutes of regulation and a Collin Klein touchdown run in the fourth overtime to defeat Texas A&M, 53-50

- Another defensive stop on the final play of the game at Texas in a 17-13 win

- A 26-yard touchdown run by John Hubert with 3:29 left against Iowa State to break a 23-23 tie en route to a seven-point victory

Yes, perseverance lifted the Wildcats to heights they had not seen in nearly 10 years. What will be the theme for the 2012 Wildcats, a team that returns 42 letterwinners, including 17 starters? That remains to be seen.

What we do know is that it may be tougher than ever to duplicate the feat set in 2011 as the Big 12 Conference welcomes programs on the rise in TCU and West Virginia, both of which are road games for the Wildcats in 2012.

Then again, if K-State shows the same commitment, unity, toughness, enthusiasm, leadership and expectation to win — among other characteristics — that it showed in 2011, the Wildcats believe that even greater things are in store.

◀ *All-American Quarterback Collin Klein*

OFFENSE

Eight starters return on offense, but for the second-straight season, Kansas State must replace three starting offensive linemen in Zach Hanson (left tackle), Colten Freeze (right guard) and Clyde Aufner (right tackle), but center B.J. Finney and left guard Nick Puetz are back for another season together up the middle.

The two returners and three replacements will have the comfort of knowing the Wildcats bring back their experienced backfield in quarterback Collin Klein and running back John Hubert, while fullback Braden Wilson is back to lead the way for a K-State squad that relied heavily on the running attack.

K-State also returns both regular tight ends in Travis Tannahill and Andre McDonald, while both regular starters at wide receiver — Chris Harper and Tyler Lockett — along with returning letterwinners Tramaine Thompson and Curry Sexton, hope to elevate the aerial attack.

Also remaining intact for a fourth-straight season is the offensive coaching staff as co-offensive coordinators Dana Dimel and Del Miller are back to direct the running and passing game, respectively. Charlie Dickey enters his fourth season tutoring the Wildcat offensive lineman, while former K-State receiver Michael Smith begins his 16th year in Manhattan coaching the receivers.

QUARTERBACKS

For the first time since Bill Snyder's return to the sideline in 2009, there is a clear-cut starter at quarterback entering fall camp. And after the year that Collin Klein put together in 2011, it's a no-brainer that he will be under center for his senior year in 2012. All Klein did was break the FBS quarterback record with 27 rushing touchdowns, run for 1,141 yards and throw for 1,918 yards and 13 touchdowns en route to All-America honors and, to some, consideration for the Heisman Trophy.

Defenses will certainly game plan for Klein's rushing abilities, but many around the K-State program know he has improved his passing game and become a true dual-threat quarterback. Klein has also been a team leader throughout his career and that increased last season as he showed toughness by always getting off the ground after taking big hits throughout his Big 12-leading 317 rushing attempts.

Although the starting nod at quarterback is all but decided, there will still be a battle at the position in the fall as freshmen Daniel Sams and Tavarious Bender compete for the backup spot. Sams, a redshirt freshman from Slidell, La., entered K-State after being named one of the top prep quarterbacks in the state, and he benefited from a redshirt season behind Klein in 2011. Bender is a true freshman that graduated high school a semester early to participate in practices last spring. A mobile quarterback like Klein and Sams, Bender was the No. 1 overall player in the state of Nebraska out of high school and was ranked in the top 100 nationally among quarterbacks.

A Look at the Quarterbacks

Collin Klein (6-5, 226, Sr.)
Daniel Sams (6-2, 211, RFr.)
Tavarious Bender (6-3, 210, Fr.)
Sam Johnson (5-11, 215, So.)

RUNNING BACKS

As is the case with the quarterback position, the starting nod at running back is surely to go to last year's starter in junior John Hubert, who started 12 of 13 games in 2011. Hubert, who is two yards shy of becoming K-State's 25th career 1,000-yard rusher, was an excellent complement to Klein in the running game as he accounted for 970 yards and three touchdowns on 200 carries. A preseason All-Big 12 selection by multiple publications, Hubert broke the 100-yard barrier on three occasions, including a career-high 166-yard performance to help the Wildcats defeat Miami. A product of Waco, Texas, Hubert was also vital to the passing game as he hauled in 24 passes for 188 yards, including a touchdown against No. 15 Baylor.

Senior Angelo Pease was also used in a multitude of ways, including his primary spot as the "Wildcat" back. A former community-college transfer, Pease totaled 144 yards on the ground and scored a pair of touchdowns. Pease will be a nice change of pace from Hubert.

Also probable to see time at running back is junior Robert Rose, who played in four games a year ago, including a 29-yard effort against Kent State. Sophomore DeMarcus Robinson, along with freshmen Charles Jones and Jarvis Leverett, will add depth to the running back position.

Paving the way for the running backs for a fourth-straight year will be fullback Braden Wilson. A bruising 6-foot-4, 254-pound player, Wilson was the lead blocker for Daniel Thomas, who was drafted two years ago, as well as Collin Klein and John Hubert last season. Wilson is also skilled with the football as he has 15 career rushes with one touchdown and 13 career receptions for 110 yards.

A Look at the Running Backs

John Hubert (5-7, 191, Jr.)
Angelo Pease (5-11, 215, Sr.)
Robert Rose (5-4, 174, Jr.)
DeMarcus Robinson (5-6, 206, So.)
Charles Jones (5-11, 180, Fr.)
Jarvis Leverett (5-11, 200, Fr.)

WIDE RECEIVERS

Another experienced group, Kansas State brings back both of its regular starters at wide receiver and five total receivers that caught at least five passes in 2011. Senior Chris Harper will lead the group again after pacing the Wildcats in catches (40), yards (547) and touchdowns (5). A product of Wichita, Kan., that transferred from Oregon prior to the 2009 season, Harper registered a career high 134 yards against Texas A&M last year and will figure to be one of the top targets of quarterback Collin Klein in 2012.

A 2011 Walter Camp All-American as a kick returner, Tyler Lockett also made an impact as a true freshman in 2011 in the passing game as he hauled in 18 catches for 246 yards and three touchdowns, but he missed the final four games of the year due to injury. Almost a mirror image of Lockett in size and stature is Tramaine Thompson, who has made progress in each of the last two seasons as both a receiver and returner. Thompson finished just ahead of Lockett with 21 receptions for 338 yards and one touchdown, and like Lockett, has the athleticism and speed to make acrobatic catches and break away from a pack.

Curry Sexton saw his playing increase on offense throughout the season, culminating with the Texas A&M contest in which he caught a pair of passes for 33 yards. Also returning is Torell Miller, a former defensive back, who came on towards the end of the season as he caught one pass for 21 yards in the regular-season finale against Iowa State and two passes for 22 yards in the Cotton Bowl against Arkansas.

Also battling for starting duties and adding depth is community-college transfer Marquez Clark, who was a first team All-American last year at Navarro Junior College. Additionally, Kyle Klein is coming off redshirt seasons, while the Wildcats signed Deante Burton.

A Look at the Wide Receivers

Chris Harper (6-1, 229, Sr.)
Tyler Lockett (5-11, 175, So.)
Tramaine Thompson (5-11, 175, So.)
Curry Sexton (5-11, 186, So.)
Marquez Clark (6-0, 180, Jr.)
Torell Miller (6-2, 214, Jr.)
Zach McFall (6-0, 186, Sr.)
Kyle Klein (6-2, 216, RFr.)
Destin Mosely (5-7, 176, RFr.)
Deante Burton (6-2, 200, Fr.)

TIGHT ENDS

Primary tight end starter Travis Tannahill enters his senior season, while Andre McDonald, who saw significant time as a sophomore last year, is also back. The duo combined for 240 yards and two touchdowns on 19 catches. Tannahill hauled in a three-year touchdown pass at Miami, helping the Wildcats defeat the Hurricanes, and he also caught a 34-yard pass that led to a touchdown against Texas A&M. McDonald was also vital in the victory over Miami as he threw off multiple would-be tacklers in a 34-yard catch and run, while he caught a three-year

touchdown pass just before halftime of the Cotton Bowl.

Providing depth at the position is sophomore Zach Trujillo, who saw action in 12 games with a start at Oklahoma State. Zach Nemechek also played in 12 games, mainly on special teams, but will also battle for playing time at tight end.

A Look at the Tight Ends

Travis Tannahill (6-3, 253, Sr.)
Andre McDonald (6-8, 265, Jr.)
Zach Trujillo (6-4, 249, So.)
Zach Nemechek (6-3, 242, So.)

OFFENSIVE LINE

Experience returns along the offensive line in sophomore center B.J. Finney and senior left guard Nick Puetz. Finney started all 13 games last year as a redshirt freshman, including 12 at center. A preseason candidate for the Rimington Award, Finney was named a Freshman All-American by multiple publications as he helped pave the way for Collin Klein and John Hubert. Puetz, who sat out in 2010 after transferring from Wyoming, started each of the final 12 games of the year at left guard and looks to hold down the position again.

Cornelius Lucas will likely get the first crack at starting duties at left tackle after playing the position as a reserve in 12 games, and the sophomore will be competing against junior William Cooper. On the right side of the offensive line, redshirt freshmen Boston Stiverson and Cody Whitehair emerged through spring practices at guard and tackle, respectively, and both will likely run with the No. 1 unit when fall practice begins. Junior Keenan Taylor, who saw time in 11 games last year, will battle Stiverson for starting duties at right guard, while community-college transfer Tavon Rooks could make an impact and challenge Whitehair at right tackle.

A Look at the Offensive Line

B.J. Finney (6-4, 297, So.)
Nick Puetz (6-4, 304, Sr.)
Cornelius Lucas (6-8, 311, So.)
Boston Stiverson (6-4, 306, RFr.)
Cody Whitehair (6-3, 300, RFr.)
Tavon Rooks (6-5, 270, Jr.)
William Cooper (6-4, 295, Jr.)
Keenan Taylor (6-4, 290, Jr.)
Tomasi Mariner (6-3, 317, So.)
Drew Little (6-3, 288, So.)

DEFENSE

Six starters return on the defensive side of the ball, but many of the key players to last year's team return, including Big 12 Defensive Newcomer of the Year Arthur Brown and Walter Camp All-American Nigel Malone. The Wildcats return five of their top eight tacklers from last season, including Brown's 101 stops. The top TFL and sack recorder from last year, Meshak Williams, is back, along with Malone's Big 12-leading seven interceptions.

There are big shoes to fill along the defensive front as starters Jordan Voelker (end) and Ray Kibble (tackle) graduated last year, along with reserve tackle Raphael Guidry, who blocked five kicks a year ago. However, due to the depth of the position in 2011, K-State should be able to fill the starting roles with seniors across the board. The Wildcats also lost seniors David Garrett at cornerback, who was the team's second-leading tackler, and Tysyn Hartman, a four-year starter at safety.

Also being replaced is the spot of defensive coordinator as Tom Hayes, who also directs the defensive backs, was elevated prior to the spring. Joe Bob Clements returns for his 11th year to tutor the defensive ends and was named the defensive run game coordinator entering the season. Mo Latimore, the longest-tenured assistant coach in the Big 12, enters his 29th year overall at K-State and his 14th consecutive year coaching the defensive linemen. Mike Cox came to Manhattan from Washington following the 2011 season and fills the role as the linebackers coach.

DEFENSIVE LINE

Kansas State should feel confident about its defensive ends as Adam Davis and Meshak Williams — both Preseason All-Big 12 picks by numerous publications — return after combining for 18 tackles for loss and 11 sacks a year ago. Davis started all 13 games in 2011 and looks poised to elevate his game during his senior campaign. Williams could have been considered the “12th man” of the K-State defense last year as he did not start a single contest but notched 10 tackles for loss and seven sacks, which tied him for sixth in the Big 12.

Backing up at defensive end will be redshirt freshman Marquel Bryant, while sophomore Laton Dowling gained experience last season and looks to break into the playing rotation. Also in the mix for playing time is Alauna Finau, a late signee from Cerritos College.

Although K-State might be lacking playing experience at defensive tackle, all four main players battling for playing time at the position are seniors. Vai Lutui burst onto the scene last year as the former community-college transfer started 11 games and was second among K-State's defensive linemen with 34 tackles, and he looks primed to start the season at one of the tackle positions. Javonta Boyd and John Sua played in five and four games, respectively, and both will be battling for starting nods at the other defensive tackle spot.

The Wildcats also return their pass-rush specialist at defensive tackle, Ryan Mueller, who played in every game and continually put pressure on opposing quarterbacks. Also in the mix at tackle will be community-college transfers Wesley Hollingshed, Chaquill Reed and Hakeem Akinola, while true freshman Travis Britz could get an early look.

A Look at the Defensive Line

Meshak Williams (6-3, 245, Sr.)
 Adam Davis (6-0, 259, Sr.)
 Vai Lutui (6-2, 289, Sr.)
 John Sua (6-0, 290, Sr.)
 Marquel Bryant (6-3, 239, RFr.)
 Javonta Boyd (6-2, 294, Sr.)
 Laton Dowling (6-2, 257, So.)
 Wesley Hollingshed (6-1, 299, Jr.)
 Chaquill Reed (6-3, 290, Jr.)
 Alauna Finau (6-2, 255, Jr.)
 Hakeem Akinola (6-4, 300, Jr.)
 Ryan Mueller (6-1, 245, So.)
 Travis Britz (6-4, 287, Fr.)
 Hunter Davis (6-3, 248, Fr.)

LINEBACKERS

Kansas State's leading tackler from a year ago, Arthur Brown, turned in the season that everyone was expecting after sitting out 2010 as a transfer from Miami. Brown, the Big 12 Defensive Newcomer of the year last season, carded 101 tackles, including 9.5 for loss. An All-America candidate for 2012, Brown is looking to take another step forward in his development that could make him one of the best linebackers in school history. Backing up Brown at middle linebacker will be Blake Slaughter, a senior that played in 12 games last year.

Brown will have a familiar face beside him at weakside linebacker as two-year starter Tre Walker enters his junior campaign in 2012. Just like Brown, Walker was all over the field for the Wildcats last season as he made 52 stops and almost single-handedly won the game at Miami last year with four of the last seven tackles, including the goal-line stop. Jonathan Truman, who saw time in 13 games last year and made 17 stops on both defense and special teams, will get the first crack to back up Walker, while redshirt freshman Mike Moore will battle for playing time as well.

K-State lost the services of Emmanuel Lamur at strongside linebacker, but the Wildcats do have viable options to replace him in seniors Jarell Childs and Justin Tuggle. Both former offensive players, Childs made the transition from running back to linebacker prior to the 2010 season and has been a reserve linebacker and key special teams player each of the last two years as he looks to become a starter for the first time in his career. Tuggle, a former quarterback at Boston College and Blinn College, moved to linebacker during preparations for the Cotton

Bowl and has grasped the position well. Son of former NFL linebacker Jessie Tuggle, Justin had a solid spring game as he attempts to make the switch from quarterback to linebacker a successful one.

Also in the mix at linebacker and players that could be key contributors on special teams are sophomores Tate Snyder and Cody Marley, along with true freshman Will Davis.

A Look at the Linebackers

Arthur Brown (6-1, 228, Sr.)
 Tre Walker (6-3, 225, Jr.)
 Jarell Childs (6-2, 230, Sr.)
 Justin Tuggle (6-3, 233, Sr.)
 Blake Slaughter (5-10, 227, Sr.)
 Jonathan Truman (5-11, 213, So.)
 Mike Moore (6-1, 213, RFr.)
 Tate Snyder (5-11, 233, So.)
 Cody Marley (5-11, 201, So.)
 Will Davis (6-1, 213, Fr.)

DEFENSIVE BACKS

Half of the regular starters in the secondary are gone from last year, but two key parts to the Wildcats' success in 2011 are back, while depth from last year will take on a bigger role in 2012. Cornerback Nigel Malone enters his senior season after recording one of the best years in school history at defensive back. All the community-college transfer did was pick off seven passes to lead the Big 12 and rank third nationally en route to All-Big 12 honors. Malone, a Preseason All-America selection, will look to duplicate those feats in 2012 but may not get as many opportunities as the book is out on him and K-State lost a proven cornerback in David Garrett on the other side.

Trying to replace Garrett will be Allen Chapman, another community-college transfer last year that saw an increased role as the season progressed. Chapman was the team's eighth-leading tackler with 50 stops and he broke up four passes to go along with his 60-yard interception return for a touchdown at No. 3 Oklahoma State. Also competing for playing time at corner will be Kip Daily, a former community-college transfer that redshirted last year, and freshman Randall Evans.

Ty Zimmerman, a former high school quarterback turned safety, returns for his third year of starting duties at free safety. Zimmerman was the Wildcats' fifth-leading tackler a year ago with 58 stops, and he also picked off two passes and broke up five others. Next to Zimmerman in the defensive backfield will likely be senior Thomas Ferguson. A reserve player over his career, Ferguson has played in 34 career games and will receive the first opportunity to replace Tysyn Hartman at strong safety.

Also in the mix at safety will be senior Jarard Milo, a former community-college transfer walk on that played in 12 games last year, and freshman Morgan Burns. The Cats also signed community-college transfer Kent Gainous, a player that could also get a look at safety right away.

A Look at the Defensive Backs

Nigel Malone (5-10, 185, Sr.)
 Ty Zimmerman (6-1, 203, Jr.)
 Allen Chapman (5-11, 180, Sr.)
 Thomas Ferguson (6-0, 202, Sr.)
 Kip Daily (5-11, 185, Jr.)
 Jarard Milo (6-2, 195, Sr.)
 Randall Evans (6-0, 190, RFr.)
 Morgan Burns (5-11, 195, Fr.)
 Kent Gainous (6-1, 190, Jr.)
 Dorrian Roberts (5-10, 170, Jr.)
 Donnie Starks (5-11, 180, Fr.)
 Dante Barnett (6-1, 186, Fr.)
 Joseph Bonugli (6-0, 185, So.)

SPECIALISTS

K-State's special teams were outstanding a year ago due to the kick-off-return unit — led by Tyler Lockett — and punt-return team — led by Tramaine Thompson — but the Wildcats also benefitted from great years by kicker Anthony Cantele and punter Ryan Doerr. Cantele, an All-Big 12 player last year, made 17 field goals, including four from 40 yards or greater while connecting on 48-of-49 extra points and handling all kickoff duties. Battling to back up Cantele will be senior Brandon Klimek and Cantele's younger brother, Jack.

Doerr, who enters the season sixth in school history in career yardage and eighth in career average, is entering his fourth year as the Wildcats' regular punter. A candidate for the 2011 Ray Guy Award, Doerr averaged 40.8 yards on 67 punts last year, including eight that sailed 50 or more yards and 14 that were downed inside the 20. Backing up Doerr will be Mark Krause, who transferred from Missouri Southern prior last year.

Marcus Heit, a junior, handled snaps for punts and field goals last season and was perfect on all 128. He will be challenged by sophomore Dalton Converse, who was the long snapper against Arkansas in the Cotton Bowl.

Sean Snyder returns for his 18th overall season on the staff, including his fourth as the associate head coach and second as the special teams coordinator.

A Look at the Specialists

PK — Anthony Cantele (5-10, 181, Sr.)
 P — Ryan Doerr (6-3, 184, Sr.)
 P — Mark Krause (5-11, 212, So.)
 LS — Marcus Heit (6-2, 238, Jr.)
 LS — Dalton Converse (5-11, 230 So.)

SCHEDULE

Seven home games, including a non-conference matchup against Miami, highlight the 2012 Kansas State schedule. For a second-straight season, K-State will open the year with four of five games at home as it begins 2012 against Missouri State on September 1, a team the Wildcats defeated, 48-24, in 2010.

The Hurricanes came calling to Manhattan on September 8, and will surely be looking for revenge against the Wildcats after last year's game in Miami. In 2011, Miami looked primed to take the lead with under a minute to go as it had 1st and Goal on the K-State 2 yard line, but a goal-line stance, including a tackle by Tre Walker just shy of the goal line, proved to be the difference in a 28-24 victory.

Following a non-conference game against North Texas on September 15, the Cats open Big 12 play in 2012 at league favorite Oklahoma on September 22. K-State will then enjoy a bye week before hosting in-state rival Kansas, the first time the Jayhawks will visit Manhattan since 2009.

K-State will make its first trip to Ames, Iowa, since 2007 on October 13, to face Iowa State before traveling to Morgantown, W.Va., on October 20, to take on West Virginia, the first of two newcomers to the Big 12 Conference. It will be the first matchup between the Wildcats and Mountaineers since K-State traveled to Morgantown in 1930 and 1931.

The Wildcats, who made trips to Texas Tech in 2009 and 2011, will host the Red Raiders on October 27, as Texas Tech visits Manhattan for the first time since 2008. K-State will battle Oklahoma State on November 3, in Manhattan. Kansas State is looking to make amends for a close 52-45 loss last season in Stillwater. The Wildcats kept up with the third-ranked Cowboys and tried to hand OSU its first defeat of the season but came up just short as Oklahoma State held inside its own 10-yard line as time expired.

K-State will travel to face its second Big 12 newcomer in TCU on November 10, a game that begins a stretch of three-straight against teams from the state of Texas to close out the season. The Wildcats and Horned Frogs will meet for the first time since 1986.

Following a close 36-35 victory over No. 15 Baylor last year, K-State will travel to Waco, Texas, to face the Bears on November 17. Following their second bye week, the Wildcats conclude the regular season at home on December 1, against Texas, a team K-State has defeated four-straight times.

NUMERICAL ROSTER

NO	NAME	POS	HT	WT	YR-EX	HOMETOWN (LAST SCHOOL)
2	# Stephen Johnson	WR	5-9	155	Jr.-SQ	Fresno, Calif. (Buchanan)
2	# Justin Tuggle	LB	6-3	233	Sr.-1L	Alpharetta, Ga. (Blinn College)
3	# Allen Chapman	DB	5-11	180	Sr.-1L	San Francisco, Calif. (City College of San Francisco)
3	# Chris Harper	WR	6-1	229	Sr.-2L	Wichita, Kan. (Oregon)
4	# Arthur Brown	LB	6-1	228	Sr.-1L	Wichita, Kan. (Miami)
4	# Daniel Sams	QB	6-2	211	Fr.-RS	Slidell, La. (Salmen)
5	# Thomas Ferguson	DB	6-0	202	Sr.-3L	Grand Prairie, Texas (South)
5	# Robert Rose	RB	5-4	174	Jr.-1L	Miami, Fla. (Miami Springs)
6	# Brandon Klimek	PK	5-11	181	Sr.-SQ	Manhattan, Kan. (Manhattan)
6	# Tate Snyder	LB	5-11	223	So.-SQ	Manhattan, Kan. (Manhattan)
7	# Kip Daily	DB	5-11	185	Jr.-RS	College Station, Texas (Blinn College)
7	# Collin Klein	QB	6-5	226	Sr.-3L	Loveland, Colo. (Loveland)
8	# Angelo Pease	RB	5-11	215	Sr.-1L	Cairo, Ga. (Hutchinson CC)
8	# Dillon Wilson	PK	5-10	183	Fr.-RS	Midlothian, Texas (Midlothian)
9	# Tavarius Bender	QB	6-3	210	Fr.-HS	Lincoln, Neb. (Southwest)
9	# Ryan Doerr	P	6-3	184	Sr.-3L	Katy, Texas (South Carolina)
10	# Anthony Cantele	PK	5-10	181	Sr.-2L	Wichita, Kan. (Kapaun Mt. Carmel)
10	# Donnie Starks	DB	5-11	180	Fr.-HS	Crosby, Texas (Crosby)
12	# Stanton Weber	WR	6-0	176	Fr.-RS	Overland Park, Kan. (Bishop Miege)
12	# Ty Zimmerman	DB	6-1	203	Jr.-2L	Junction City, Kan. (Junction City)
13	# Cale Miller	DB	5-8	182	So.-SQ	Manhattan, Kan. (Manhattan)
13	# Steven West	WR	6-0	196	Fr.-HS	Keller, Texas (Fossil Ridge)
14	# Jack Cantele	PK	6-0	197	Fr.-RS	Wichita, Kan. (Kapaun Mt. Carmel)
14	# Curry Sexton	WR	5-11	186	So.-1L	Abilene, Kan. (Abilene)
15	# Randall Evans	DB	6-0	190	So.-1L	Miami, Fla. (Palmetto)
15	# Sam Johnson	QB	5-11	215	So.-SQ	Topeka, Kan. (Topeka)
16	Tyler Lockett	WR	5-11	175	So.-1L	Tulsa, Okla. (Booker T. Washington)
17	# Weston Hiebert	DB	6-0	199	So.-SQ	Canton, Kan. (Goessel)
17	# Keaton Lewis	QB	6-0	184	Fr.-RS	Wichita, Kan. (Kapaun Mt. Carmel)
18	# Jonathan Coleman	DB	6-1	202	Fr.-RS	Mesquite, Texas (Poteet)
18	# Andre McDonald	TE	6-8	264	Jr.-2L	Choctaw, Okla. (Choctaw)
19	# Joe Hubener	QB	6-4	202	Fr.-RS	Cheney, Kan. (Cheney)
19	# Carl Miles	DB	5-11	185	So.-RS	Miami, Fla. (Georgia Tech)
20	# DeMarcus Robinson	RB	5-6	206	So.-SQ	Wichita, Kan. (Northwest)
20	# Riley Williams	LB	5-10	210	So.-SQ	Topeka, Kan. (Topeka)
21	# Destin Mosley	WR	5-7	176	Fr.-RS	Jefferson, Texas (Jefferson)
21	# Jonathan Truman	LB	5-11	213	So.-1L	Kechi, Kan. (Kapaun Mt. Carmel)
22	# Dante Barnett	DB	6-1	186	Fr.-HS	Tulsa, Okla. (Booker T. Washington)
22	# Zach McFall	WR	6-0	186	Sr.-2L	Manhattan, Kan. (Fort Scott CC)
23	Jarard Milo	DB	6-2	195	Sr.-1L	Olathe, Kan. (Butler CC)
24	# Charles Jones	RB	5-11	180	Fr.-HS	Mandeville, La. (Mandeville)
24	# Nigel Malone	DB	5-10	185	Sr.-1L	Manteca, Calif. (City College of San Francisco)
25	# Joseph Bonugli	DB	6-0	185	So.-SQ	San Antonio, Texas (Warren)
25	# Dylan Veatch	WR	5-11	191	So.-TR	Shawnee, Kan. (Indiana)
26	# Jarell Childs	LB	6-2	230	Sr.-3L	Kansas City, Mo. (Oak Park)
26	# Cody Harrison	WR	5-6	158	So.-SQ	Topeka, Kan. (Topeka)
27	# Brad Duncan	FB	6-1	232	So.-SQ	Westmoreland, Kan. (Rock Creek)
27	# Kelo Webster	DB	5-8	174	So.-SQ	Keller, Texas (Keller)
28	Jarvis Leverett	RB	5-11	200	Fr.-HS	Katy, Texas (Cypress Lake)
29	Kent Gainous	DB	6-1	190	Jr.-TR	Orlando, Fla. (Trinity Valley CC)
30	Dorrian Roberts	DB	5-10	170	Jr.-RS	Wichita, Kan. (Hutchinson CC)
31	Chandler Smith	LS	6-1	232	So.-SQ	Olathe, Kan. (Northwest)
32	# Roman Fields	DB	5-10	201	Sr.-SQ	Kansas City, Kan. (Christ Prep Academy)
32	# Logan Stephens	WR	6-0	200	Jr.-TR	Grinnell, Kan. (Dodge City CC)
33	# Morgan Burns	DB	5-11	195	Fr.-HS	Wichita, Kan. (Trinity Academy)
33	# John Hubert	RB	5-7	191	Jr.-2L	Waco, Texas (Midway)
34	Cody Marley	LB	5-11	201	So.-SQ	Denton, Texas (Guyer)
35	David Smith	LB	6-0	218	So.-SQ	Argyle, Texas (Liberty Christian)
36	# Nick Briney	LB	6-0	225	Sr.-SQ	Dodge City, Kan. (Coffeyville CC)
36	# Ben Kall	FB	5-9	223	Sr.-1L	Rochester, Minn. (John Marshall)
37	Braden Wilson	FB	6-4	254	Sr.-3L	Smith Center, Kan. (Smith Center)
38	Mark Krause	P	5-11	212	So.-RS	Kearney, Mo. (Missouri Southern)
40	Dylan Shellenberg	DB	6-0	187	Jr.-TR	Wichita, Kan. (Butler CC)
41	Logan Haug	DE	6-5	233	Fr.-HS	Seneca, Kan. (B&B)

ALPHABETICAL

NO	NAME	POS
64	Hakeem Akinola	DL
22	Dante Barnett	DB
9	Tavarius Bender	QB
25	Joseph Bonugli	DB
99	Javonta Boyd	DL
36	Nick Briney	LB
95	Travis Britz	DL
4	Arthur Brown	LB
83	Ed Brown	WR
45	Marquel Bryant	DE
33	Mogarn Burns	DB
84	Deante Burton	WR
18	Anthony Cantele	PK
14	Jack Cantele	PK
3	Allen Chapman	DB
26	Jarell Childs	LB
87	Marquez Clark	WR
75	Ellwood Clement	OL
18	Jonathan Coleman	DB
46	Dalton Converse	LS
68	William Cooper	OL
7	Kip Daily	DB
55	Adam Davis	DE
43	Hunter Davis	DE
49	Will Davis	LB
9	Ryan Doerr	P
71	Ethan Douglas	OL
90	Laton Dowling	DE
27	Brad Duncan	FB
72	Aderius Epps	OL
15	Randall Evans	DB
5	Thomas Ferguson	DB
32	Roman Fields	DB
94	Alauna Finau	DE
66	B.J. Finney	OL
29	Kent Gainous	DB
73	Xavier Gates	DL
54	Taylor Godinet	DE
47	William Green	TE
48	Glenn Gronkowski	TE
48	Ethan Hammes	P
41	Logan Haug	DE
3	Chris Harper	WR
26	Cody Harrison	WR
63	Marcus Heit	LS
17	Weston Hiebert	DB
56	Wesley Hollingshed	DL
74	Kason Hostrup	OL
19	Joe Hubener	QB
33	John Hubert	RB
15	Sam Johnson	QB
2	Stephen Johnson	WR
24	Charles Jones	RB
36	Ben Kall	LB
7	Collin Klein	QB
81	Kyle Klein	WR
65	Matt Kleinsorge	OL
6	Brandon Klimek	PK
38	Mark Krause	P
28	Jarvis Leverett	RB
17	Keaton Lewis	QB
61	Drew Liddle	OL
16	Tyler Lockett	WR
82	Evan Loomis	WR
47	Jared Loomis	LB

NO	NAME	POS	HT	WT	YR-EX	HOMETOWN (LAST SCHOOL)
42	Meshak Williams	DE	6-3	245	Sr.-1L	Sylvester, Ga. (Hutchinson CC)
43 #	Hunter Davis	DE	6-3	248	Fr.-HS	Choctaw, Okla. (Choctaw)
43 #	Matt Pestinger	TE	6-3	238	Jr.-TR	Manhattan, Kan. (Hutchinson CC)
44	Ryan Mueller	DE	6-1	245	So.-1L	Leawood, Kan. (St. Thomas Aquinas)
45	Marquel Bryant	DE	6-3	239	Fr.-RS	Dallas, Texas (Skyline)
46	Dalton Converse	LS	5-11	230	So.-SQ	Clay Center, Kan. (Clay Center)
47 #	William Green	TE	6-3	258	Jr.-RS	Woodbridge, Conn. (Highland CC)
47 #	Jared Loomis	LB	6-0	226	Sr.-1L	Macksville, Kan. (Dodge City CC)
48 #	Glenn Gronkowski	TE	6-3	225	Fr.-HS	Amherst, N.Y. (Williamsville North)
48 #	Ethan Hammes	P	5-9	200	Jr.-TR	Seneca, Kan. (Butler CC)
49	Will Davis	LB	6-1	213	Fr.-HS	Southlake, Texas (Carroll)
50 #	Nick Puetz	OL	6-3	304	Sr.-1L	Salina, Kan. (Wyoming)
50 #	Tre Walker	LB	6-3	225	Jr.-2L	Olathe, Kan. (North)
52	Mike Moore	LB	6-1	213	Fr.-HS	Dallas, Texas (Skyline)
53	Blake Slaughter	LB	5-10	227	Sr.-3L	Missouri City, Texas (Elkins)
54	Taylor Godinet	DE	6-3	237	So.-SQ	Wamego, Kan. (Wamego)
55 #	Adam Davis	DE	6-0	259	Sr.-1L	Folkston, Ga. (Hutchinson CC)
55 #	Cody Whitehair	OL	6-3	300	Fr.-RS	Abilene, Kan. (Abilene)
56	Wesley Hollingshed	DL	6-1	299	Jr.-TR	Atlanta, Ga. (Trinity Valley CC)
59	Aaron Norris	LB	6-0	231	Fr.-RS	Littleton, Colo. (Chatfield)
61	Drew Liddle	OL	6-3	288	So.-SQ	Oak Grove, Mo. (Grain Valley)
62	Hakeem Akinola	DL	6-4	300	Jr.-TR	Burtonsville, Md. (Fullerton College)
63	Marcus Heit	LS	6-2	238	Jr.-1L	Derby, Kan. (Derby)
64	Tomasi Mariner	OL	6-3	317	So.-1L	Topeka, Kan. (Washburn Rural)
65	Matt Kleinsorge	OL	6-5	290	Fr.-RS	Olathe, Kan. (Olathe South)
66	B.J. Finney	OL	6-4	303	So.-1L	Andale, Kan. (Andale)
68	William Cooper	OL	6-4	295	Jr.-SQ	Hayti, Mo. (Hayti)
71	Ethan Douglas	OL	6-6	326	Sr.-1L	Basehor, Kan. (Basehor Linwood)
72	Aderius Epps	OL	6-2	295	Fr.-HS	Cedar Hill, Texas (Cedar Hill)
73 #	Xavier Gates	DL	6-3	312	Fr.-RS	Harrisburg, Pa. (Harrisburg)
73 #	Tavon Rooks	OL	6-5	270	Jr.-TR	Randallstown, Md. (Navarro JC)
74	Kason Hostrup	OL	6-4	286	Fr.-RS	Sachse, Texas (Sachse)
75	Ellwood Clement	OL	6-5	310	Jr.-TR	Deptford, N.J. (Eastern Arizona CC)
77	Boston Stiverson	OL	6-4	306	Fr.-RS	Andover, Kan. (Andover Central)
78	Cornelius Lucas	OL	6-9	322	Jr.-2L	New Orleans, La. (Edna Karr)
79	Keenan Taylor	OL	6-4	290	Jr.-2L	Tulsa, Okla. (Booker T. Washington)
80	Travis Tannahill	TE	6-3	253	Sr.-3L	Overland Park, Kan. (Olathe East)
81	Kyle Klein	WR	6-3	217	Fr.-RS	Loveland, Colo. (Loveland)
82	Evan Loomis	WR	6-2	216	Jr.-TR	Macksville, Kan. (Dodge City CC)
83	Ed Brown	WR	6-0	185	So.-SQ	Bradenton, Fla. (Bradenton Prep)
84	Deante Burton	WR	6-2	200	Fr.-HS	Manhattan, Kan. (Manhattan)
85	Zach Trujillo	TE	6-4	249	So.-1L	Edmond, Okla. (Deer Creek)
86	Tramaine Thompson	WR	5-8	167	Jr.-2L	Jenks, Okla. (Jenks)
87	Marquez Clark	WR	6-0	180	Jr.-TR	Texarkana, Texas (Navarro JC)
88	Torell Miller	WR	6-2	214	Jr.-2L	New Orleans, La. (O. Perry Walker)
89	Zach Nemechek	TE	6-3	242	So.-1L	Quinter, Kan. (Quinter)
90	Laton Dowling	DE	6-2	257	So.-1L	Dodge City, Kan. (Dodge City)
92	Vai Lutui	DT	6-2	289	Sr.-1L	Salt Lake City, Utah (Mt. San Antonio CC)
94	Alauna Finau	DE	6-2	255	Jr.-TR	Compton, Calif. (Cerritos College)
95	Travis Britz	DL	6-4	287	Fr.-HS	Harrisonville, Mo. (Harrisonville)
96	John Sua	DL	6-0	290	Sr.-1L	Santa Maria, Calif. (Allan Hancock College)
98	Chaquil Reed	DL	6-3	290	Jr.-TR	Wichita, Kan. (Butler CC)
99	Javonta Boyd	DL	6-2	294	Sr.-1L	St. Petersburg, Fla. (Butler CC)

ALPHABETICAL

NO	NAME	POS
78	Cornelius Lucas	OL
92	Vai Lutui	DL
24	Nigel Malone	DB
64	Tomasi Mariner	OL
34	Cody Marley	LB
18	Andre McDonald	TE
22	Zach McFall	WR
19	Carl Miles	DB
13	Cale Miller	DB
88	Torrell Miller	WR
23	Jarard Milo	DB
52	Mike Moore	LB
21	Destin Mosely	WR
44	Ryan Mueller	DE
89	Zach Nemechek	TE
59	Aaron Norris	LB
8	Angelo Pease	RB
43	Matt Pestinger	TE
50	Nick Puetz	OL
98	Chaquil Reed	DL
30	Dorrian Roberts	DB
20	DeMarcus Robinson	RB
73	Tavon Rooks	OL
5	Robert Rose	RB
4	Daniel Sams	QB
14	Curry Sexton	WR
40	Dylan Shellenberg	DB
53	Blake Slaughter	LB
31	Chandler Smith	LS
35	David Smith	LB
6	Tate Snyder	LB
10	Donnie Starks	DB
32	Logan Stephens	WR
77	Boston Stiverson	OL
96	John Sua	DL
80	Travis Tannahill	TE
79	Keenan Taylor	OL
86	Tramaine Thompson	WR
85	Zach Trujillo	TE
21	Jonathan Truman	LB
2	Justin Tuggle	LB
25	Dylan Veatch	WR
50	Tre Walker	LB
12	Stanton Weber	WR
27	Kelo Webster	DB
13	Steven West	WR
55	Cody Whitehair	OL
42	Meshak Williams	DE
20	Riley Williams	LB
37	Braden Wilson	FB
8	Dillon Wilson	PK
12	Ty Zimmerman	DB

PRONUNCIATION GUIDE

PLAYERS

Joseph BONUGLIBuh-NOOG-lee
 JAVONTA BoydJuh-VON-tay
 Anthony CANTELECan-TELL-ie
 JARELL ChildsJUH-rell
 Ryan DOERRDoor
 Glenn GRONKOWSKIGron-COW-ski
 Taylor GODINETGODE-uh-nay
 Marcus HEITHITE
 Kason HOSTRUPHOSE-trup
 Brandon KLIMEKKLEE-meck

Jarvis LEVERETTLEV-ret
 VAI LUTUIVye Luh-TWO-ee
 TOMASI MarinerToe-MAH-see
 JARARD MILOJared My-low
 Nick PUETZPits
 Boston STIVERSONStye-ver-son
 Zach TRUJILLOTrue-HEE-low

COACHES

Dana DIMELDIM-ul

SQUAD BREAKDOWN

Freshmen	32
Sophomores	30
Juniors	28
Seniors	28

LETTERMEN RETURNING (42)

OFFENSE (19)

BJ Finney.....	OL
Chris Harper.....	WR
John Hubert.....	RB
Collin Klein	QB
Tyler Lockett	WR
Cornelius Lucas.....	OL
Tomasi Mariner.....	OL
Andre McDonald	TE
Zach McFall	WR
Torell Miller.....	WR
Zach Nemechek	TE
Angelo Pease	RB
Nick Puetz.....	OL
Robert Rose	RB
Curry Sexton.....	WR
Travis Tannahill	TE
Keenan Taylor	OL
Tramaine Thompson	WR
Braden Wilson.....	FB

DEFENSE (20)

Javonta Boyd.....	DL
Arthur Brown.....	LB
Allen Chapman	DB
Jarell Childs.....	LB
Adam Davis	DE
Laton Dowling.....	DE
Randall Evans.....	DB
Thomas Ferguson	DB
Jared Loomis	LB
Vai Lutui	DL
Nigel Malone.....	DB
Jarard Milo	DB
Ryan Mueller.....	DE
Blake Slaughter	LB
John Sua	DL
Jonathan Truman.....	LB
Justin Tuggle	LB
Tre Walker	LB
Meshak Williams.....	DE
Ty Zimmerman	DB

SPECIALISTS (3)

Anthony Cantele	PK
Ryan Doerr	P
Marcus Heit.....	LS

STARTERS RETURNING (17)

OFFENSE (8)

BJ Finney.....	OL
Chris Harper.....	WR
John Hubert.....	RB
Collin Klein	QB
Tyler Lockett	WR
Nick Puetz.....	OL
Travis Tannahill	TE
Braden Wilson.....	FB

DEFENSE (6)

Arthur Brown.....	LB
Adam Davis	DE
Vai Lutui	DL
Nigel Malone.....	DB
Tre Walker	LB
Ty Zimmerman	DB

SPECIALISTS (3)

Anthony Cantele	PK
Ryan Doerr	P
Marcus Heit.....	LS

LETTERMEN LOST (24)

OFFENSE (12)

Clyde Aufner	OL
Cole Bachamp	WR
Arrison Davis	WR
Kaleb Drinkgern.....	OL
Manase Foketi.....	OL
Jay Hanley.....	FB
Rodney Kenner	WR
Sammuel Lamur	QB
Shaun Simon.....	OL
Brodrick Smith	WR
Sheldon Smith	WR
Nick Ward	OL

DEFENSE (12)

Logan Dold	DB
David Garrett	DB
Raphael Guidry	DL
Tysyn Hartman	DB
Brian Hertzog	LB
Alex Hrebec	LB
Ray Kibble.....	DL
Payton Kirk	DE
Emmanuel Lamur	LB
Matt Pearson	DB
Marc St. Felix	LB
Jordan Voelker	DE

SPECIALISTS (0)

STARTERS LOST (8)

OFFENSE (3)

Clyde Aufner	OL
Colten Freeze.....	OL
Zach Hanson	OL

DEFENSE (5)

David Garrett	DB
Tysyn Hartman	DB
Ray Kibble.....	DL
Emmanuel Lamur	LB
Jordan Voelker	DE

SPECIALISTS (0)

REDSHIRTS (20)

OFFENSE (10)

William Green	TE
Kason Hostrup.....	OL
Kyle Klein	WR
Matt Kleinsorge.....	OL
Destin Mosely.....	WR
Aaron Norris.....	FB
Daniel Sams	QB
Boston Stiverson	OL
Stanton Weber	WR
Cody Whitehair	OL

DEFENSE (7)

Marquel Bryant.....	DE
Jonathan Coleman	DB
Kip Daily	DB
Xavier Gates	DL
Carl Miles	DB
Dorrian Roberts.....	DB
Kevin Wissman	DB

SPECIALISTS (3)

Mark Krause	P
Dillon Wilson	PK
Jack Cantele	PK

SPRING SIGNEES (28)

OFFENSE (13)

Tavarius Bender	QB
Deante Burton	WR
Marquez Clark	WR
Ellwood Clement	OL
Aderius Epps.....	OL
Glenn Gronkowski	TE
Charles Jones	RB
Judah Jones	WR
Jarvis Leverett.....	RB
Tavon Rooks	OL
Cody Small	TE
Vernon Vaughn	WR
Steven West	WR

DEFENSE (15)

Hakeem Akinola	DL
Dante Barnett	DB
Travis Britz	DL
Morgan Burns	DB
Hunter Davis	DE
Will Davis	LB
Alauna Finau	DE
Kent Gainous	DB
Sam Harvill	DL
Wesley Hollingshed	DL
Demonte Hood.....	DL
Mike Moore	LB
Chaquill Reed	DL
Matt Seiwert	ATH
Donnie Starks	DB

OPPONENT	TOTAL	H	A	N	LAST	OPPONENT	TOTAL	H	A	N	LAST
Air Force.....	3-0	1-0	1-0	1-0	1979	Massachusetts.....	2-0	1-0	0-0	0-0	2009
Akron.....	1-0	1-0	0-0	0-0	1995	McNeese State (La.).....	1-0	1-0	0-0	0-0	2003
Arizona.....	1-5-1	0-0	1-5-1	0-0	1978	Memphis.....	2-1	1-0	1-1	0-0	1973
Arizona State.....	1-5	0-0	0-5	1-0	2002	MIAMI.....	1-0	0-0	1-0	0-0	2011
Arkansas.....	3-2	1-0	1-0	1-2	2011	Michigan State.....	0-5-1	0-0	0-5-1	0-0	1958
Arkansas State.....	2-0	2-0	0-0	0-0	1980	Minnesota.....	2-1	1-0	1-1	0-0	1994
Army.....	0-2	0-1	0-1	0-0	1987	Mississippi State.....	0-2	0-1	0-1	0-0	1977
Auburn.....	0-3	0-1	0-2	0-0	2007	Missouri.....	32-60-5	16-29-3	16-31-2	0-0	2011
Austin Peay (Tenn.).....	0-1	0-1	0-0	0-0	1987	MISSOURI STATE.....	2-0	2-0	0-0	0-0	2010
Baker (Kan.).....	6-1	6-0	0-1	0-0	1950	Mo. School of Mines.....	1-0	1-0	0-0	0-0	1910
Ball State.....	1-0	1-0	0-0	0-0	2000	Montana.....	1-0	1-0	0-0	0-0	1992
BAYLOR.....	7-2	4-0	3-2	0-0	2011	Montana State.....	1-0	1-0	0-0	0-0	2008
Bethany (Kan.).....	2-4	1-3	1-1	0-0	1928	Nebraska.....	15-78-2	7-35-2	8-42	0-1	2010
Boston College.....	0-4	0-0	0-3	0-1	1994	Nevada-Las Vegas.....	2-0	1-0	1-0	0-0	1994
Bowling Green.....	1-0	1-0	0-0	0-0	1952	New Mexico.....	1-4	1-2	0-2	0-0	1990
Brigham Young.....	4-4	4-0	0-3	0-1	1997	New Mexico State.....	4-0	4-0	0-0	0-0	2001
California.....	1-0	0-0	0-0	1-0	2003	North Dakota State.....	1-0	1-0	0-0	0-0	1931
Camp Funston.....	2-0	2-0	0-0	0-0	1920	NORTH TEXAS.....	5-1	4-1	1-0	0-0	2010
Central Florida.....	1-0	1-0	0-0	0-0	2010	Northern Illinois.....	4-2	3-1	1-1	0-0	1998
Centre College (Ky.).....	1-0	1-0	0-0	0-0	1930	Northern Iowa.....	0-3	0-3	0-0	0-0	1989
Chapman HS.....	2-0-3	2-0-2	0-0-1	0-0	1902	Ohio.....	1-0	1-0	0-0	0-0	1997
Cincinnati.....	2-4	1-2	1-2	0-0	1996	Ohio State.....	0-1	0-0	0-0	0-1	2003
Clyde HS.....	1-0	1-0	0-0	0-0	1903	OKLAHOMA.....	17-71-4	10-35-1	6-35-3	1-1	2011
Colorado.....	20-45-1	15-17-1	5-28	0-0	2010	OKLAHOMA STATE.....	22-36	14-17	8-19	0-0	2011
Colorado College.....	0-1	0-0	0-1	0-0	1910	Olathe N.A.S.....	0-1-1	0-1-1	0-0	0-0	1945
Colorado State.....	5-1	3-0	1-1	1-0	1995	Oregon State.....	1-0	1-0	0-0	0-0	1979
Creighton (Neb.).....	8-1	3-0	5-1	0-0	1937	Ottawa (Kan.).....	3-3	3-3	0-0	0-0	1907
Drake (Iowa).....	2-3	1-2	1-1	0-0	1981	Pacific (Calif.).....	1-0-1	1-0	0-0-1	0-0	1974
Drury (Mo.).....	1-0	0-0	1-0	0-0	1910	Penn State.....	0-2	0-1	0-1	0-0	1969
Duquesne (Pa.).....	1-1	0-0	1-0	0-1	1942	Purdue.....	0-3	0-0	0-2	0-1	1998
Eastern Illinois.....	1-0	1-0	0-0	0-0	2002	Rice.....	2-0	1-0	1-0	0-0	1996
Eastern Kentucky.....	1-0	1-0	0-0	0-0	2011	St. Mary's (Kan.).....	1-3	1-0	0-3	0-0	1905
Emporia College (Kan.).....	6-2	5-1	0-1	0-0	1921	Saint Louis.....	0-1	0-0	0-1	0-0	1948
Florida.....	0-2	0-0	0-2	0-0	1973	San Francisco.....	0-1	0-0	0-1	0-0	1946
Florida Atlantic.....	1-0	1-0	0-0	0-0	2006	San Jose State.....	1-1	1-0	0-1	0-0	2007
Florida International.....	1-0	1-0	0-0	0-0	2005	South Carolina.....	1-2	1-0	0-2	0-0	1984
Florida State.....	0-3	0-1	0-2	0-0	1977	South Dakota.....	3-0	3-0	0-0	0-0	1982
Fort Hays State (Kan.).....	8-2-1	8-2-1	0-0	0-0	1949	South Dakota State.....	2-0	1-0	1-0	0-0	1960
Fort Riley (Kan.).....	3-3-1	3-2-1	0-1	0-0	1942	Southern California.....	2-0	1-0	1-0	0-0	2002
Fresno State.....	0-2	0-1	0-1	0-0	2007	Southwestern (Kan.).....	6-1-1	6-1-1	0-0	0-0	1916
Friends (Iowa).....	1-0	1-0	0-0	0-0	1915	Syracuse.....	1-1	0-0	0-0	1-1	2001
Grinnell (Iowa).....	2-0	1-0	1-0	0-0	1923	Tampa.....	2-0	1-0	1-0	0-0	1973
Hardin-Simmons (Texas).....	0-1	0-0	0-1	0-0	1946	TCU.....	2-3	2-1	0-2	0-0	1986
Haskell Institute (Kan.).....	6-3	6-3	0-0	0-0	1919	Temple.....	3-0	3-0	0-0	0-0	1999
Idaho State.....	1-0	1-0	0-0	0-0	1991	Tennessee.....	1-0	0-0	0-0	1-0	2001
Illinois.....	0-1	0-0	0-1	0-0	1948	Tennessee Tech.....	2-0	2-0	0-0	0-0	2009
Illinois State.....	1-0	1-0	0-0	0-0	2006	TEXAS.....	7-5	4-1	3-4	0-0	2011
Indiana.....	2-3	1-0	1-3	0-0	1965	Texas A&M.....	7-8	4-3	3-3	0-2	2011
Indiana State.....	3-0	3-0	0-0	0-0	1998	Texas-El Paso.....	1-1	1-0	0-1	0-0	1999
Iowa.....	1-5	0-1	0-4	1-0	2000	TEXAS TECH.....	4-8	2-2	2-6	0-0	2011
IOWA STATE.....	42-49-4	25-21-1	15-28-3	2-0	2011	Troy State (Ala.).....	1-0	1-0	0-0	0-0	2003
Junction City HS.....	1-0	1-0	0-0	0-0	1898	Tulane.....	0-1	0-0	0-1	0-0	1988
KANSAS.....	39-65-5	22-28-3	17-37-2	0-0	2011	Tulsa.....	6-11-1	3-2	3-9-1	0-0	1988
Kansas City Medical.....	0-1	0-1	0-0	0-0	1901	UCLA.....	1-1	1-0	0-1	0-0	2010
Kansas City Vets.....	1-0	1-0	0-0	0-0	1907	Utah State.....	2-3	2-2	0-1	0-0	1999
KSTC-Emporia State.....	13-8-3	10-2-3	3-6	0-0	1940	Vanderbilt.....	0-1	0-0	0-1	0-0	1984
KSTC-Pittsburg.....	1-0	1-0	0-0	0-0	1931	Virginia Tech.....	1-1	0-1	1-0	0-0	1968
Kansas Wesleyan.....	7-0	4-0	0-0	3-0	1942	Wake Forest.....	1-1	0-1	1-0	0-0	1976
Kent State.....	1-0	1-0	0-0	0-0	2011	Washburn (Kan.).....	18-10-2	8-4-1	10-6-1	0-0	1943
Kentucky.....	1-3	1-0	0-3	0-0	1983	Washington.....	1-4	0-0	0-4	1-0	1999
Long Beach State.....	0-1	0-1	0-0	0-0	1983	Washington (Mo.).....	4-1	2-1	2-0	0-0	1933
Louisiana.....	3-1	3-0	0-1	0-0	2009	Washington HS.....	0-0-1	0-0	0-0-1	0-0	1901
Louisiana-Monroe.....	2-0	2-0	0-0	0-0	2002	WEST VIRGINIA.....	1-1	0-0	1-1	0-0	1931
Louisiana State.....	0-1	0-0	0-1	0-0	1980	Western Illinois.....	2-0	2-0	0-0	0-0	1990
Louisiana Tech.....	2-1	2-1	0-0	0-0	2001	Western Kentucky.....	3-0	3-0	0-0	0-0	2004
Louisville.....	0-2	0-1	0-1	0-0	2008	Wichita State.....	17-4-2	12-3-1	5-1-1	0-0	1985
Manhattan HS.....	1-0	1-0	0-0	0-0	1901	William Jewell (Mo.).....	1-1	1-1	0-0	0-0	1943
Manhattan (N.Y.).....	0-0-1	0-0	0-0-1	0-0	1934	Wisconsin.....	0-2	0-0	0-1	0-1	1982
Marquette (Wis.).....	6-7	1-0	5-7	0-0	1956	Wyoming.....	4-4	2-2	1-2	1-0	1993
Marshall (W.Va.).....	2-1	1-1	1-0	0-0	2006						

2012 opponents in **BOLD CAPS**

HOMEcomings GAMES [30-61-5]

DATE	OPPONENT	W/L	SCORE
10/23/15	Kansas	L	7-19
11/11/16	Missouri	W	7-6
11/3/17	Kansas	L	0-9
1918	No Game	-	-
11/22/19	Oklahoma	L	3-14
11/12/20	Iowa State	L	0-17
11/19/21	Oklahoma	W	14-7
10/28/22	Kansas	T	7-7
11/3/23	Missouri	L	2-4
11/22/24	Nebraska	L	0-24
11/14/25	Nebraska	T	0-0
10/16/26	Kansas	W	27-0
11/19/27	Nebraska	L	0-33
10/20/28	Kansas	L	0-7
10/26/29	Oklahoma	L	13-14
10/18/30	Kansas	L	0-14
11/14/31	Nebraska	L	3-6
11/19/32	Kansas	L	0-19
10/21/33	Nebraska	L	0-9
10/20/34	Kansas	W	13-0
10/19/35	Nebraska	T	0-0
10/24/36	Kansas	W	26-6
10/30/37	Oklahoma	L	0-19
10/29/38	Kansas	L	7-27
10/28/39	Nebraska	L	9-25
10/26/40	Kansas	W	20-0
11/1/41	Nebraska	W	12-6
10/24/42	Kansas	L	7-19
11/6/43	Nebraska	L	7-13
11/11/44	Kansas	W	18-14
11/10/45	Nebraska	L	0-24
11/16/46	Kansas	L	0-34
10/25/47	Nebraska	L	7-14
10/30/48	Missouri	L	7-49
11/5/49	Oklahoma	L	39-0
11/4/50	Iowa State	L	7-13
10/20/51	Colorado	L	7-20
10/4/52	Missouri	L	0-26
10/31/53	Oklahoma	L	0-34
11/13/54	Iowa State	W	12-7
10/29/55	Oklahoma	L	7-40
11/17/56	Iowa State	W	32-6
10/19/57	Colorado	L	14-42
10/18/58	Missouri	L	8-32
11/7/59	Oklahoma	L	0-36
11/5/60	Oklahoma State	L	7-28
10/21/61	Colorado	L	0-13
11/17/62	Iowa State	L	14-28
10/26/63	Oklahoma	L	9-34
10/31/64	Kansas	L	0-7
10/23/65	Oklahoma	L	0-27
10/29/66	Kansas	T	3-3
10/21/67	Oklahoma	L	7-46
11/16/68	Kansas	L	29-38
10/25/69	Oklahoma	W	59-21
11/7/70	Oklahoma State	W	28-15
10/16/71	Iowa State	L	0-24
11/11/72	Oklahoma State	L	14-45
10/27/73	Oklahoma	L	14-56
11/9/74	Oklahoma State	L	5-29
10/18/75	Oklahoma	L	3-25
11/13/76	Oklahoma State	L	21-45
11/12/77	Iowa State	L	15-22
10/21/78	Missouri	L	14-56
10/13/79	Iowa State	L	3-7
10/25/80	Missouri	L	3-13
10/31/81	Iowa State	W	10-7
10/9/82	Missouri	T	7-7
11/12/83	Iowa State	L	27-49
10/20/84	Missouri	L	21-61
10/5/85	Oklahoma	L	6-41
10/25/86	Missouri	L	6-17
10/17/87			

BAYLOR [7-2-0]

9/20/69.....W	45-15	A
11/7/98.....W	49-6	A
10/30/99.....W	48-7	H
10/26/2002.....W	44-10	A
11/1/2003.....W	38-10	H
9/30/2006.....L	3-17	A
10/27/2007.....W	51-13	H
10/23/2010.....L	42-47	A
10/1/2011.....W	36-35	H

Baylor Series Notes

K-State points.....	356
Baylor points.....	160
Record at home.....	4-0-0
Record at Baylor.....	3-2-0
Games decided by 3 pts. or less.....	1-0-0
Games decided by 7 pts. or less.....	1-1-0
Longest winning streak.....	5 (1969-2003)
Current streak.....	Won 1
Biggest win.....	49-6 (1998)
Biggest loss.....	3-17 (2006)

IOWA STATE [42-49-4]

11/10/17.....L	7-10	A
11/23/18.....W	11-0	H
11/15/19.....L	0-46	A
11/12/20.....L	0-17	H
11/11/21.....L	0-7	A
11/11/22.....W	12-2	H
10/20/23.....T	7-7	A
11/1/24.....L	0-21	H
11/19/25.....W	12-7	A
11/20/26.....L	2-3	H
10/29/27.....L	7-12	A
11/17/28.....L	0-7	A
11/9/29.....W	3-2	H
11/15/30.....W	13-0	A
11/7/31.....L	6-7	A
11/5/32.....W	31-0	H
11/11/33.....W	7-0	A
11/24/34.....W	20-0	H
11/9/35.....W	6-0	A
11/14/36.....W	47-7	H
11/20/37.....L	7-13	A
11/12/38.....T	13-13	H
11/18/39.....L	0-10	A
11/16/40.....L	0-12	H
11/22/41.....T	12-12	A
11/21/42.....W	7-6	H
11/20/43.....L	0-48	A
10/28/44.....L	0-14	H
11/3/45.....L	13-40	A
11/2/46.....L	7-13	H
11/15/47.....L	0-14	A
10/2/48.....L	0-20	H
10/15/49.....L	21-25	A
11/4/50.....L	7-13	H
10/13/51.....L	6-32	A
11/22/52.....L	0-27	H
10/10/53.....W	20-12	A
11/13/54.....W	12-0	H
10/22/55.....W	9-7	A
11/17/56.....W	32-6	H
10/26/57.....W	14-10	A
11/15/58.....W	14-6	H
10/24/59.....L	0-26	A
11/12/60.....L	7-20	H
10/28/61.....L	7-31	A
11/17/62.....L	14-28	H
11/16/63.....W	21-10	A
11/14/64.....W	7-6	H
11/13/65.....L	6-38	A
11/12/66.....L	13-30	H
10/14/67.....L	0-17	A
10/12/68.....L	14-23	H
10/18/69.....W	34-7	H
10/17/70.....W	17-0	A
10/16/71.....L	0-24	H
10/21/72.....L	22-55	A
10/20/73.....W	21-19	H

10/19/74.....L	18-23	A
10/11/75.....L	7-17	H
10/30/76.....L	14-45	A
11/12/77.....L	15-22	H
11/4/78.....L	0-24	A
10/13/79.....L	3-7	H
10/11/80.....L	7-31	A
10/31/81.....W	0-7	H
10/30/82.....W	9-3	A
11/12/83.....L	27-49	H
11/10/84.....T	7-7	A
11/16/85.....L	14-21	H
11/15/86.....L	19-48	A
11/14/87.....L	14-16	A
11/12/88.....L	7-16	H
11/4/89.....L	11-36	A
11/3/90.....W	28-14	H
11/9/91.....W	37-7	A
11/5/92.....W	22-13	H
11/6/93.....L	23-27	A
11/5/94.....W	38-20	H
11/11/95.....W	49-7	A
11/23/96.....W	35-20	H
11/22/97.....W	28-3	A
10/24/98.....W	52-7	H
9/25/99.....W	35-28	A
11/4/2000.....W	56-10	H
11/3/2001.....W	42-3	A
11/9/2002.....W	58-7	H
11/8/2003.....W	45-0	A
11/20/2004.....L	23-37	H
11/5/2005.....L	17-45	A
10/28/2006.....W	31-10	H
11/3/2007.....L	20-31	A
11/22/2008.....W	38-30	H
10/3/2009.....W	24-23	N
9/18/2010.....W	27-20	N
11/26/2011.....W	30-23	H

Iowa State Series Notes

K-State points.....	1,508
ISU points.....	1,599
Record at home.....	25-21-1
Record at Iowa State.....	15-28-3
Games decided by 3 pts or less.....	7-4-4
Games decided by 7 pts or less.....	15-12-4
Longest winning streak.....	10 (1994-2003)
Longest losing streak.....	10 (1943-52)
Current streak.....	Won 4
Last 10 games.....	7-3
Biggest win.....	58-7 (2002)
Biggest loss.....	0-48 (1943)

KANSAS [39-65-5]

10/7/02.....L	0-16	A
10/3/03.....L	0-34	A
11/18/04.....L	4-41	H
11/25/05.....L	0-28	A
11/23/06.....W	6-4	H
10/26/07.....L	10-29	A
10/10/08.....L	6-12	A
10/16/09.....L	3-5	H
10/21/11.....L	0-6	H
10/26/12.....L	6-19	A
10/25/13.....L	0-26	H
10/24/14.....L	0-28	A
10/27/15.....L	7-19	H
10/28/16.....T	0-0	A
11/3/17.....L	0-9	H
11/28/18.....L	7-13	A
11/1/19.....L	3-16	A
10/30/20.....L	0-14	H
10/29/21.....L	7-21	A
10/28/22.....T	7-7	H
10/27/23.....T	0-0	A
10/18/24.....W	6-0	H
10/17/25.....W	14-7	A
10/16/26.....W	27-0	H
10/15/27.....W	13-2	A
10/20/28.....L	0-7	H
10/19/29.....W	6-0	A
10/18/30.....L	0-14	H

10/17/31.....W	13-0	A
11/19/32.....L	0-19	H
10/28/33.....W	6-0	A
10/20/34.....W	13-0	H
10/26/35.....L	2-9	A
10/24/36.....W	26-6	H
11/13/37.....W	7-0	A
10/29/38.....L	7-27	H
11/4/39.....W	27-6	A
10/26/40.....W	20-0	H
11/15/41.....L	16-20	A
10/24/42.....L	7-19	H
10/30/43.....L	2-25	A
11/11/44.....W	18-14	H
11/17/45.....L	0-27	A
11/16/46.....L	0-34	H
11/1/47.....L	0-55	A
11/2/48.....L	14-20	H
10/29/49.....L	0-38	A
11/18/50.....L	7-47	H
10/27/51.....L	14-33	A
11/1/52.....L	6-26	H
11/7/53.....W	7-0	A
10/30/54.....W	28-6	H
11/5/55.....W	46-0	A
11/3/56.....L	15-20	H
11/9/57.....L	7-13	A
11/1/58.....L	12-21	H
10/17/59.....L	14-33	A
9/24/60.....L	0-41	H
11/11/61.....L	0-34	A
11/3/62.....L	0-38	H
11/2/63.....L	0-34	A
10/31/64.....L	0-7	H
10/30/65.....L	0-34	A
10/29/66.....T	3-3	H
11/4/67.....L	16-17	A
11/16/68.....L	29-38	H
10/11/69.....W	26-22	A
10/3/70.....L	15-21	H
10/9/71.....L	13-39	A
10/14/72.....W	20-19	H
10/13/73.....L	18-25	A
10/12/74.....L	13-20	H
11/1/75.....L	0-28	A
10/23/76.....L	14-24	H
11/5/77.....L	21-29	A
11/18/78.....W	36-20	H
11/3/79.....L	28-36	A
11/1/80.....W	18-20*	H
10/24/81.....L	14-17	A
10/23/82.....W	36-7	H
10/15/83.....L	3-31	A
10/13/84.....W	24-7	H
10/19/85.....L	7-38	A
10/18/86.....W	29-12	H
11/7/87.....T	17-17	H
11/5/88.....L	12-30	A
10/28/89.....L	16-21	H
10/27/90.....L	24-27	A
10/12/91.....W	16-12	H
10/10/92.....L	7-31	A
10/9/93.....W	10-9	H
10/6/94.....W	21-13	A
10/28/95.....W	41-7	H
11/9/96.....W	38-12	A
11/8/97.....W	48-16	H
10/31/98.....W	54-6	A
10/9/99.....W	50-9	H
10/7/2000.....W	52-13	A
10/27/2001.....W	40-6	H
11/2/2002.....W	64-0	H
10/25/2003.....W	42-6	H
10/9/2004.....L	28-31	A
10/8/2005.....W	12-3	H
11/18/2006.....L	20-39	A
10/6/2007.....L	24-30	H
11/1/2008.....L	21-52	A
11/7/2009.....W	17-10	H
10/14/2010.....W	59-7	A
10/22/2011.....W	59-21	A

*KU forfeited its 20-18 win over K-State in 1990.

Kansas Series Notes

K-State points.....	1,641
KU points.....	1,985
Record at home.....	22-28-3
Record at KU.....	17-37-2
Games decided by 3 pts or less.....	4-5-4
Games decided by 7 pts or less.....	14-17-4
Longest winning streak.....	11 (1993-2003)
Longest losing streak.....	10 (1956-65)
Current streak.....	Won 3
Last 10 games.....	6-4
Biggest win.....	64-0 (2002)
Biggest loss.....	0-55 (1947)

MIAMI [1-0]

9/24/2011.....W	28-24	A
-----------------	-------	---

MISSOURI STATE [2-0]

9/15/2007.....W	61-10	H
9/11/2010.....W	48-24	H

Missouri State Series Notes

K-State points.....	109
Missouri State points.....	34
Record at home.....	2-0-0
Record at Missouri State.....	0-0-0
Games decided by 3 pts. or less.....	0-0-0
Games decided by 7 pts. or less.....	0-0-0
Longest winning streak.....	2 (2007, 2010)
Current streak.....	Won 2
Biggest win.....	61-10 (2007)

OKLAHOMA [17-71-4]

10/20/08.....L	4-33	H
11/13/14.....L	10-52	H
11/19/15.....L	7-21	H
11/17/16.....W	14-13	A
11/26/19.....L	3-14	H
11/19/20.....T	7-7	H
11/19/21.....W	14-7	H
10/21/22.....T	7-7	A
11/23/23.....W	21-20	H
11/26/24.....T	7-7	A
10/3/25.....W	16-0	H
10/23/26.....W	15-12	A
11/22/27.....W	20-14	H
10/27/28.....L	21-33	A
10/26/29.....L	13-14	H
10/25/30.....L	0-7	A
10/24/31.....W	14-0	H
10/22/32.....L	13-20	A
11/18/33.....W	14-0	H
11/17/34.....W	8-7	A
11/16/35.....L	0-3	H
11/7/36.....T	6-6	A
10/30/37.....L	0-19	H
11/5/38.....L	0-26	A
11/11/39.....L	10-13	H
10/19/40.....L	0-14	A
10/18/41.....L	0-16	H
11/7/42.....L	0-76	A
10/23/43.....L	0-37	H
10/21/44.....L	0-68	A
10/27/45.....L	13-41	H
10/19/46.....L	7-28	A
11/8/47.....L	13-27	H
10/16/48.....L	0-42	A
11/5/49.....L	0-39	H
10/21/50.....L	0-58	A
11/3/51.....L	0-33	H
10/25/52.....L	6-49	A
10/31/53.....L	0-34	H
10/23/54.....L	0-21	A
10/29/55.....L	7-40	H
10/6/56.....L	0-66	A
11/2/57.....L	0-13	H
10/25/58.....L	6-40	A
11/7/59.....L	0-36	H

10/22/60	L	7-49	A
11/4/61	L	6-17	H
10/27/62	L	0-47	A
10/26/63	L	9-34	H
10/24/64	L	0-44	A
10/23/65	L	0-27	H
11/5/66	L	6-37	A
10/21/67	L	7-46	H
11/2/68	L	20-35	A
10/25/69	W	59-21	H
10/24/70	W	19-14	A
10/23/71	L	28-75	H
10/28/72	L	0-52	A
10/27/73	L	14-56	H
10/26/74	L	0-63	A
10/18/75	L	3-25	H
11/6/76	L	20-49	A
10/29/77	L	7-42	H
10/28/78	L	19-56	A
10/20/79	L	6-38	H
10/18/80	L	21-35	A
11/7/81	L	21-28	H
11/6/82	L	10-24	A
10/1/83	L	10-29	H
9/29/84	L	6-24	A
10/5/85	L	6-41	H
10/4/86	L	10-56	A
10/17/87	L	10-59	H
10/15/88	L	24-70	A
11/11/89	L	19-42	A
11/10/90	L	7-34	A
11/2/91	L	7-28	A
10/31/92	L	14-16	A
10/30/93	W	21-7	H
10/29/94	W	37-20	A
11/4/95	W	49-10	H
10/26/96	W	42-35	H
10/25/97	W	26-7	A
10/14/2000	L	31-41	H
12/2/2000	L	24-27	1
9/29/2001	L	37-38	A
12/6/2003	W	35-7	2
10/16/2004	L	21-31	H
10/1/2005	L	21-43	A
10/25/2008	L	35-58	H
10/31/2009	L	30-42	A
10/29/2011	L	17-58	H

1- Kansas City, Mo. (2000 Big 12 Championship)
 2- Kansas City, Mo. (2003 Big 12 Championship)

Oklahoma Series Notes

K-State points	1,117
OU points	2,870
Record at home	10-35-1
Record at OU	6-35-3
Games decided by 3 pts. or less	4-6-4
Games decided by 7 pts. or less	8-9-4
Longest winning streak	5 (1993-97)
Longest losing streak	32 (1937-68)
Current streak	Lost 5
Last 10 games	2-8
Biggest win	49-10 (1995)
Biggest loss	0-76 (1942)

OKLAHOMA STATE [22-36-0]

11/14/1908	W	40-10	H
11/13/09	W	9-0	H
11/24/11	W	11-0	H
10/6/17	W	23-0	H
11/24/27	L	18-25	H
10/6/28	W	13-6	A
10/3/36	W	31-0	A
9/20/47	L	0-12	H
11/20/48	L	6-42	A
11/12/49	L	14-26	H
11/25/50	L	0-41	A
11/19/55	L	0-28	A
9/22/56	L	7-27	H
11/8/58	L	7-14	A
10/3/59	L	21-27	H
11/5/60	L	7-28	H
11/25/61	L	0-45	A
11/24/62	L	6-30	H
11/21/64	W	17-14	H
11/20/65	L	7-31	A
11/19/66	L	6-21	H
11/25/67	L	14-49	A
11/23/68	W	21-14	H
11/8/69	L	19-28	A
11/7/70	W	28-15	H
11/6/71	W	35-23	A
11/11/72	L	14-45	H
11/10/73	L	9-28	A
11/9/74	L	5-29	H
11/15/75	L	3-56	A
11/13/76	L	21-45	H
10/15/77	L	14-21	A
10/7/78	W	18-7	H
11/17/79	L	15-42	A
11/15/80	L	0-10	H
11/14/81	L	10-31	A
11/13/82	L	16-24	H
11/5/83	W	21-20	A
11/3/84	L	6-34	H
11/9/85	L	3-35	A
11/8/86	L	3-23	H
10/31/87	L	7-56	A
10/29/88	L	27-45	H
10/14/89	L	13-17	A
10/13/90	W	23-17	H
11/23/91	W	36-26	A
11/21/92	W	10-0	H
11/20/93	W	21-17	A
11/19/94	W	23-6	H
10/14/95	W	23-17	A
10/17/98	W	52-20	H
10/23/99	W	44-21	A
10/12/2002	W	44-9	H
10/11/2003	L	34-38	A
10/7/2006	W	31-27	H
10/20/2007	L	39-41	A
10/30/2010	L	14-24	H
11/5/2011	L	45-52	A

Oklahoma State Series Notes

K-State points	1,004
OSU points	1,439
Record at home	14-17
Record at OSU	8-19
Games decided by 3 pts. or less	2-1-0
Games decided by 7 pts. or less	6-7-0
Longest winning streak	9 (1990-2002)
Longest losing streak	11 (1947-62)
Current streak	Lost 3
Last 10 games	6-4
Biggest win	44-9 (2002)
Biggest loss	3-56 (1975)

TCU [2-3-0]

11/30/22	W	45-0	H
9/17/83	W	20-3	H
9/22/84	L	10-42	A
9/21/85	L	22-24	H
9/20/86	L	22-35	A

TCU Series Notes

K-State points	117
TCU points	104
Record at home	2-1-0
Record at TCU	0-2-0
Games decided by 3 pts. or less	0-1-0
Games decided by 7 pts. or less	0-1-0
Longest winning streak	2 (1922, 1983)
Current streak	Lost 3
Biggest win	45-0 (1922)
Biggest loss	10-42 (1984)

TEXAS [7-5-0]

11/18/13	L	0-46	A
10/2/26	W	13-3	H
11/11/27	L	7-41	A
9/26/42	L	0-64	A
9/19/98	W	48-7	H
10/2/99	W	35-17	A
10/19/2002	L	14-17	H
10/4/2003	L	20-24	A
11/11/2006	W	45-42	H
9/29/2007	W	41-21	A
11/6/2010	W	39-14	H
11/19/2011	W	17-13	A

Texas Series Notes

K-State points	279
UT points	309
Record at home	4-1-0
Record at UT	3-4-0
Games decided by 3 pts. or less	1-1-0
Games decided by 7 pts. or less	2-2-0
Longest winning streak	4 (2006-11)
Longest losing streak	2 (1927, 42; 2002-03)
Current streak	Won 4
Biggest win	48-7 (1998)
Biggest loss	0-64 (1942)

TEXAS TECH [4-8]

11/30/33	L	0-6	A
11/9/63	L	13-51	A
9/6/86	L	7-41	A
8/31/96	W	21-14	H
11/1/97	W	13-2	A
10/21/2000	W	28-23	H
10/13/2001	L	19-38	A
10/30/2004	L	25-35	H
10/15/2005	L	20-59	A
10/4/2008	L	28-58	H
10/10/2009	L	14-66	A
10/15/2011	W	41-34	A

Texas Tech Series Notes

K-State points	229
TTU points	427
Record at home	2-2-0
Record at TTU	2-6-0
Games decided by 3 pts. or less	0-0-0
Games decided by 7 pts. or less	3-1-0
Longest winning streak	3 (1996-2000)
Longest losing streak	5 (2001-09)
Current streak	Won 1
Last 10 games	4-6
Biggest win	13-2 (1997)
Biggest loss	14-66 (2009)

WEST VIRGINIA [1-1-0]

11/8/30	L	7-23	A
10/31/31	W	19-0	A

West Virginia Series Notes

K-State points	26
Baylor points	23
Record at home	0-0-0
Record at West Virginia	1-1-0
Games decided by 3 pts. or less	0-0-0
Games decided by 7 pts. or less	0-0-0
Longest winning streak	1 (1931)
Current streak	Won 1
Biggest win	19-0 (1931)
Biggest loss	23-7 (1930)

MISSOURI STATE



September 1
at Bill Snyder Family Stadium
Manhattan, Kan.



TERRY ALLEN
Head Coach



RICK KINDHART
Media Contact

Quick Facts

Location: Springfield, Mo.
Enrollment: 22,866
Nickname: Bears
Colors: Maroon and White
Conference: Missouri Valley (FCS)
Athletics Director: Kyle Moats
Stadium: Plaster Field (16,300)
2011 Record: 2-9 (2-6 Missouri Valley)
Head Coach: Terry Allen (Northern Iowa '79)
Record at Missouri State (Years): 25-41 (6)

Career Record (Years): 120-100 (119)
vs. K-State: 0-7
Media Contact: Rick Kindhart
Office Phone: 417.836.4585
Cell Phone: 417.849.5865
SID Fax: 417.836.4868
E-Mail: rkindhart@missouristate.edu
Press Box Phone: 417.836.5976
Website: www.missouristatebears.com
Series Record: K-State leads, 2-0

Schedule

9.01	at Kansas State
9.08	at Louisville
9.15	MURRAY STATE
9.22	SOUTHERN ILLINOIS
9.29	at South Dakota State
10.06	at Indiana State
10.13	SOUTH DAKOTA
10.20	at Illinois State
10.27	WESTERN ILLINOIS
11.03	NORTH DAKOTA STATE
11.17	at Northern Iowa

MIAMI



September 8
at Bill Snyder Family Stadium
Manhattan, Kan.



AL GOLDEN
Head Coach



CHRIS FREET
Media Contact

Quick Facts

Location: Coral Gables, Fla.
Enrollment: 15,629
Nickname: Hurricanes
Colors: Orange, Green and White
Conference: ACC (Coastal Division)
Athletics Director: Shawn M. Eichorst
Stadium: Sun Life Stadium (74,916)
2011 Record: 6-6 (3-5 ACC Coastal)
Head Coach: Al Golden (Penn State, '91)
Record at Miami (Years): 6-6

Career Record (Years): 33-40 (6)
vs. K-State: 0-1
Media Contact: Chris Freet
Office Phone: 305.284.3244
Cell Phone: 786.413.9920
SID Fax: 305.284.2807
E-Mail: c.freet@miami.edu
Press Box Phone: 305.623.6223
Website: www.hurricanesports.com
Series Record: K-State leads, 1-0

Schedule

9.01	at Boston College
9.08	at Kansas State
9.15	BETHUNE COOKMAN
9.22	at Georgia Tech
9.29	NORTH CAROLINA STATE
10.06	vs. Notre Dame (Chicago, Ill.)
10.13	NORTH CAROLINA
10.20	FLORIDA STATE
11.01	VIRGINIA TECH
11.10	at Virginia
11.17	USF
11.24	at Duke

NORTH TEXAS



September 15
at Bill Snyder Family Stadium
Manhattan, Kan.



DAN MCCARNEY
Head Coach



ERIC CAPPER
Media Contact

Quick Facts

Location: Denton, Texas
Enrollment: 35,754
Nickname: Mean Green
Colors: Green and White
Conference: Sun Belt
Athletics Director: Rick Villarreal
Stadium: Apogee Stadium (30,850)
2011 Record: 5-7 (4-4 Sun Belt)
Head Coach: Dan McCarney (Iowa, '95)
Record at North Texas (Years): First Season

Career Record (Years): 56-85 (12)
vs. K-State: 2-10
Media Contact: Eric Capper
Office Phone: 940.565.2476
Cell Phone: 940.367.0727
SID Fax: 940.565.3671
E-Mail: eric.capper@unt.edu
Press Box Phone: 940.565.2476
Website: www.meangreensports.com
Series Record: K-State leads, 5-1

Schedule

9.01	at LSU
9.08	TEXAS SOUTHERN
9.15	at Kansas State
9.22	TROY
9.29	at Florida Atlantic
10.06	at Houston
10.16	LOUISIANA
10.27	at Middle Tennessee
11.03	ARKANSAS STATE
11.10	SOUTH ALABAMA
11.17	at ULM
11.24	at Western Kentucky

OKLAHOMA



September 22
at Memorial Stadium
Norman, Okla.



BOB STOOPS
Head Coach



PETE MORIS
Media Contact

Quick Facts

Location: Norman, Okla.
Enrollment: 30,315
Nickname: Sooners
Colors: Crimson and Cream
Conference: Big 12
Athletics Director: Joe Castiglione
Stadium: Memorial Stadium (82,112)
2011 Record: 10-3 (6-3 Big 12)
Head Coach: Bob Stoops (Iowa '83)
Record at Oklahoma (Years): 139-34 (13)

Career Record (Years): Same
vs. K-State: 8-1
Media Contact: Pete Moris
Office Phone: 405.325.8231
Cell Phone: 816.213.5411
SID Fax: 405.325.7623
E-Mail: pmoris@ou.edu
Press Box Phone: 405.325.3116
Website: www.soonersports.com
Series Record: Oklahoma leads, 71-17-4

Schedule

9.01	at UTEP
9.08	FLORIDA A&M
9.22	KANSAS STATE
10.06	at Texas Tech
10.13	vs. Texas (Dallas, Texas)
10.20	KANSAS
10.27	NOTRE DAME
11.03	at Iowa State
11.10	BAYLOR
11.17	at West Virginia
11.24	OKLAHOMA STATE
12.01	at TCU

KANSAS



October 6
at Bill Snyder Family Stadium
Manhattan, Kan.



CHARLIE WEIS
Head Coach



KATY LONERGAN
Media Contact

Quick Facts

Location: Lawrence, Kan.
Enrollment: 28,718
Nickname: Jayhawks
Colors: Crimson and Blue
Conference: Big 12
Athletics Director: Sheahon Zenger
Stadium: Memorial Stadium (50,071)
2011 Record: 2-10 (0-9 Big 12)
Head Coach: Charlie Weis (Notre Dame '78)
Record at Kansas (Years): First Season

Career Record (Years): 35-27 (5)
vs. K-State: 0-0
Media Contact: Katy Lonergan
Office Phone: 785.864.7314
Cell Phone: 785.691.7026
SID Fax: 785.864.7944
E-Mail: katyl@ku.edu
Press Box Phone: 785.864.5593
Website: www.kuathletics.com
Series Record: Kansas leads, 65-39-5

Schedule

9.01	SOUTH DAKOTA STATE
9.08	RICE
9.15	TCU
9.22	at Northern Illinois
10.06	at Kansas State
10.13	OKLAHOMA STATE
10.20	at Oklahoma
10.27	TEXAS
11.03	at Baylor
11.10	at Texas Tech
11.17	IOWA STATE
12.01	at West Virginia

IOWA STATE



October 13
at Jack Trice Stadium
Ames, Iowa



PAUL RHOADS
Head Coach



TOM KROESCHELL
Media Contact

Quick Facts

Location: Ames, Iowa
Enrollment: 24,343
Nickname: Cyclones
Colors: Cardinal and Gold
Conference: Big 12
Athletics Director: Jamie Pollard
Stadium: Jack Trice Stadium (55,000)
2011 Record: 6-7 (3-6 Big 12)
Head Coach: Paul Rhoads (Missouri Western, '89)
Record at Iowa State (Years): 18-20 (3)

Career Record (Years): Same
vs. K-State: 0-3
Media Contact: Tom Kroeschell
Office Phone: 515.294.3372
Cell Phone: 515.460.5834
SID Fax: 515.294.0558
E-Mail: tkroesch@iastate.edu
Press Box Phone: 515.294.8443
Website: www.cyclones.com
Series Record: Iowa State leads, 49-42-4

Schedule

9.01	TULSA
9.08	at Iowa
9.15	WESTERN ILLINOIS
9.29	TEXAS TECH
10.06	at TCU
10.13	KANSAS STATE
10.20	at Oklahoma State
10.27	BAYLOR
11.03	OKLAHOMA
11.10	at Texas
11.17	at Kansas
11.24	WEST VIRGINIA

WEST VIRGINIA



October 20
at Puskar Stadium
Morgantown, W.Va.



DANA HOLGORSEN
Head Coach



MIKE MONTORO
Media Contact

Quick Facts

Location: Morgantown, W.Va.
Enrollment: 29,617
Nickname: Mountaineers
Colors: Gold and Blue
Conference: Big 12
Athletics Director: Oliver Luck
Stadium: Puskar Stadium (60,000)
2011 Record: 10-3 (5-2 Big East)
Head Coach: Dana Holgorsen (Iowa Wesleyan '93)
Record at West Virginia (Years): 10-3 (1)

Career Record (Years): Same
vs. K-State: 0-0
Media Contact: Mike Montoro
Office Phone: 304.293.2821
Cell Phone: 304.276.2605
SID Fax: 304.293.4105
E-Mail: mike.montoro@mail.wvu.edu
Press Box Phone: 304.293.3799
Website: www.msnsportsnet.com
Series Record: Tied, 1-1

Schedule

9.01	MARSHALL
9.15	vs. James Madison (Landover, Md.)
9.22	MARYLAND
9.29	BAYLOR
10.06	at Texas
10.13	at Texas Tech
10.20	KANSAS STATE
11.03	TCU
11.10	at Oklahoma State
11.17	OKLAHOMA
11.24	at Iowa State
12.01	KANSAS

TEXAS TECH



October 27
at Bill Snyder Family Stadium
Manhattan, Kan.



TOMMY TUBERVILLE
Head Coach



BLAYNE BEAL
Media Contact

Quick Facts

Location: Lubbock, Texas
Enrollment: 31,637
Nickname: Red Raiders
Colors: Scarlet and Black
Conference: Big 12
Athletics Director: Kirby Hocutt
Stadium: Jones AT&T Stadium (60,454)
2011 Record: 5-7 (2-7 Big 12)
Head Coach: Tommy Tuberville (S. Arkansas '76)
Record at Texas Tech (Years): 13-12 (2)

Career Record (Years): 123-72 (16)
vs. K-State: 1-1
Media Contact: Blayne Beal
Office Phone: 806.742.2770
Cell Phone: 806.790.7924
SID Fax: 806.742.1970
E-Mail: blayne.beal@ttu.edu
Press Box Phone: 806.742.3688
Website: www.texastech.com
Series Record: Texas Tech leads, 8-4

Schedule

9.01	NORTHWESTERN STATE
9.08	at Texas State
9.15	NEW MEXICO
9.29	at Iowa State
10.06	OKLAHOMA
10.13	WEST VIRGINIA
10.20	at TCU
10.27	at Kansas State
11.03	TEXAS
11.10	KANSAS
11.17	at Oklahoma State
11.24	vs. Baylor (Arlington, Texas)

OKLAHOMA STATE



November 3
at Bill Snyder Family Stadium
Manhattan, Kan.



MIKE GUNDY
Head Coach



KEVIN KLINTWORTH
Media Contact

Quick Facts

Location: Stillwater, Okla.
Enrollment: 35,073
Nickname: Cowboys
Colors: Orange and White
Conference: Big 12
Athletics Director: Mike Holder
Stadium: Boone Pickens Stadium (60,218)
2011 Record: 12-1 (8-1 Big 12)
Head Coach: Mike Gundy (Oklahoma State '90)
Record at Oklahoma State (Years): 59-30 (7)

Career Record (Years): Same
vs. K-State: 3-1
Media Contact: Kevin Klintworth
Office Phone: 405.744.6832
Cell Phone: 405.334.3826
SID Fax: 405.744.7754
E-Mail: kevin.klintworth@okstate.edu
Press Box Phone: 405.744.5757
Website: www.okstate.com
Series Record: Oklahoma State leads, 36-22

Schedule

9.01	SAVANNAH STATE
9.08	at Arizona
9.15	LOUISIANA
9.29	TEXAS
10.13	at Kansas
10.20	IOWA STATE
10.27	TCU
11.03	at Kansas State
11.10	WEST VIRGINIA
11.17	TEXAS TECH
11.24	at Oklahoma
12.01	at Baylor

TCU



November 10
at Amon G. Carter Stadium
Fort Worth, Texas



GARY PATTERSON
Head Coach



MARK COHEN
Media Contact

Quick Facts

Location: Fort Worth, Texas
Enrollment: 9,518
Nickname: Horned Frogs
Colors: Purple and White
Conference: Big 12
Athletics Director: Chris Del Conte
Stadium: Amon G. Carter Stadium (45,000)
2011 Record: 11-2 (7-0 Mountain West)
Head Coach: Gary Patterson (Kansas State '83)
Record at TCU (Years): 109-30 (11)

Career Record (Years): Same
vs. K-State: 0-0
Media Contact: Mark Cohen
Office Phone: 817.257.5394
Cell Phone: 817.343.2017
SID Fax: 817.257.7964
E-Mail: m.cohen@tcu.edu
Press Box Phone: 817.257.7981
Website: www.gofrogs.com
Series Record: First Meeting

Schedule

9.08	GRAMBLING STATE
9.15	at Kansas
9.22	VIRGINIA
9.29	at SMU
10.06	IOWA STATE
10.13	at Baylor
10.20	TEXAS TECH
10.27	at Oklahoma State
11.03	at West Virginia
11.10	KANSAS STATE
11.24	at Texas
12.01	OKLAHOMA

BAYLOR



November 17
at Floyd Casey Stadium
Waco, Texas



ART BRILES
Head Coach



HEATH NIELSEN
Media Contact

Quick Facts

Location: Waco, Texas
Enrollment: 15,029
Nickname: Bears
Colors: Green and Gold
Conference: Big 12
Athletics Director: Ian McGraw
Stadium: Floyd Casey Stadium (50,000)
2011 Record: 10-3 (6-3 Big 12)
Head Coach: Art Briles (Texas Tech '79)
Record at Baylor (Years): 25-25 (4)

Career Record (Years): 59-53 (9)
vs. K-State: 1-1
Media Contact: Heath Nielsen
Office Phone: 254.710.2743
Cell Phone: 254.709.4237
SID Fax: 254.710.1369
E-Mail: heath_nielsen@baylor.edu
Press Box Phone: 254.753.2961
Website: www.baylorbears.com
Series Record: K-State leads, 7-2

Schedule

9.02	SMU
9.15	SAM HOUSTON STATE
9.21	at ULM
9.29	at West Virginia
10.13	TCU
10.20	at Texas
10.27	at Iowa State
11.03	KANSAS
11.10	at Oklahoma
11.17	KANSAS STATE
11.24	vs. Texas Tech (Arlington, Texas)
12.01	OKLAHOMA STATE


TEXAS



December 1
at Bill Snyder Family Stadium
Manhattan, Kan.



MACK BROWN
Head Coach



JOHN BIANCO
Media Contact

Quick Facts

Location: Austin, Texas
Enrollment: 51,145
Nickname: Longhorns
Colors: Burnt Orange and White
Conference: Big 12
Athletics Director: DeLoss Dodds
Stadium: Darrell K. Royal - Texas Memorial (100,119)
2011 Record: 8-5 (4-5 Big 12)
Head Coach: Mack Brown (Florida State '74)
Record at Texas (Years): 141-39 (13)

Career Record (Years): 227-113-1 (26)
vs. K-State: 3-5
Media Contact: John Bianco
Office Phone: 512.471.1346
Cell Phone: 512.748.9315
SID Fax: 512.471.6040
E-Mail: john.bianco@athletics.texas.edu
Press Box Phone: 512.471.1641
Website: www.texasports.com
Series Record: K-State leads, 7-5

Schedule

9.01	WYOMING
9.08	NEW MEXICO
9.15	at Ole Miss
9.29	at Oklahoma State
10.06	WEST VIRGINIA
10.13	vs. Oklahoma (Dallas, Texas)
10.20	BAYLOR
10.27	at Kansas
11.03	at Texas Tech
11.10	IOWA STATE
11.24	TCU
12.01	at Kansas State



Head Coach **BILL SNYDER**

*21st Season
at K-State*

currently ranked
**11th Nationally in
Wins among
active FBS coaches**



2011 National Coach of the Year

The 2009 season saw one of the greatest legends in college football return to the sidelines in hopes of revitalizing a program that he once built, piece by piece, into a national force. And, after three seasons back in charge, Bill Snyder is well on his way to doing just that.

The architect of the "greatest turnaround in the history of college football" Bill Snyder returned to lead the Kansas State football program in 2009 after 17 ultra-successful seasons as the head coach from 1989-2005. And, following a 7-5 campaign in 2010 and a berth in the inaugural Pinstripe Bowl, the Wildcats climbed to heights only previously seen under Snyder as the Wildcats went 10-3 in 2011, finished No. 8 in the final BCS standings and earned their first Cotton Bowl invitation since 2001.

In 2011, Snyder's Wildcats jumped out to a 7-0 start – the best in 12 years – which included big wins at Miami, against 15th-ranked Baylor and at Texas Tech. Following a two-game skid to a pair of nationally-ranked teams, the Wildcats got back into the win column with a thrilling four-overtime victory over Texas A&M before ending the year with wins at Texas and against Iowa State.

For his efforts in 2011, Snyder was named the Woody Hayes National Coach of the Year, as well as picking up national coaching honors from Sporting News, Rivals.com and CBSSports.com, and the Big 12 Coach of the Year by the AP and Big 12 Coaches. He also tutored 11 players to All-Big 12 honors, including Defensive Newcomer of the Year Arthur Brown and Offensive Freshman of the Year and Walter Camp All-Americans Tyler Lockett and Nigel Malone.

Named the 32nd head football coach at K-State on Nov. 30, 1988, and again as the 34th on Nov. 24, 2008, Snyder has amassed a 159-82-1 (.662) record during his tenure with the Wildcats, including an 89-64-1 (.581) mark in Big 8/12 games. His 159 victories are the 11th-most among active FBS coaches and are more than triple the man in second place on K-State's all-time coaching victories list.

In 2010, Snyder's Wildcats jumped out to a 5-1 start, which included big wins over UCLA, Conference USA Champion UCF and Iowa State, behind All-Big 12 running back Daniel Thomas, who became the fastest Wildcat in school history (in terms of games) to rush for 1,000 yards.

K-State would then dominate rival Kansas and closed out the home schedule with a convincing 39-14 win over Texas to become bowl-eligible.

Eight Wildcats would earn All-Big 12 honors in 2010 with Thomas and William Powell, who led the nation in kick returns, garnering first team honors.

In his first season back as the head man of the Wildcat program, Snyder led the Wildcats to a 6-6 record in 2009 and a second place finish in the Big 12 North. In fact, K-State was just one win away from advancing to the Big 12 Championship game as the Wildcats played at Nebraska in the season finale with a championship game berth on the line. Not bad for a program that was picked by most pre-season publications to finish fifth or even sixth in the 2009 Big 12 North race.

K-State claimed more First Team All-Big 12 selections on offense than any other school with four last season. Big 12 Newcomer of the Year Daniel Thomas led the league in rushing in his first year at the position, while Nick Stringer, Jeron Mastrud and Brandon Banks also garnered first team All-Big 12 accolades.

But to fully understand the turnaround ushered in by Snyder at Kansas State one must only consider that the Wildcats were in the midst of an 0-26-1 run when he was hired. It also took K-State 51 seasons (1938-1988) to total just 130 wins, while the 12 head coaches prior to Snyder's arrival in Manhattan combined to win just 116 games from 1945-1988.

Snyder led Kansas State to 11 straight bowl berths between the 1993 and 2003 seasons, making K-State one of only seven programs in the nation to appear in the post-

SNYDER AT KANSAS STATE (1989-2011)

Year	Overall	Big 8/12	Finish
1989	1-10-0	0-7-0	8th
1990	5-6-0	2-5-0	T6th
1991	7-4-0	4-3-0	4th
1992	5-6-0	2-5-0	T6th
1993	9-2-1	4-2-1	3rd
1994	9-3-0	5-2-0	3rd
1995	10-2-0	5-2-0	T2nd
1996	9-3-0	6-2-0	3rd-N
1997	11-1-0	7-1-0	2nd-N
1998	11-2-0	8-0-0	1st-N
1999	11-1-0	7-1-0	T1st-N
2000	11-3-0	6-2-0	1st-N
2001	6-6-0	3-5-0	T4th-N
2002	11-2-0	6-2-0	2nd-N
2003	11-4-0	6-2-0	1st
2004	4-7-0	2-6-0	T5th-N
2005	5-6-0	2-6-0	6th-N
2009	6-6-0	4-4-0	T2nd-N
2010	7-6-0	3-5-0	3rd-N
2011	10-3-0	7-2-0	2nd
Totals	159-83-1	89-64-1	

season every year during that stretch. During that span, Snyder's Wildcats won nearly 80 percent of their games, chalking up 109 victories - a staggering average of nearly 10 wins per season - and making Kansas State the nation's second-winningest program over that period.

And Snyder continued to break new ground with the Wildcats. Kansas State's 35-7 victory over top-ranked Oklahoma in the 2003 Big 12 Championship game lifted K-State to its first conference championship since Pappy Waldorf's 1934 squad and secured the school's first BCS bowl berth in the Tostitos Fiesta Bowl.

With an 11-4 record in 2003, K-State was the only team in the country to win 11 games in six of the previous seven years and just the second program in the history of college football to win 11 games six times in a seven-year stretch.

Snyder's unprecedented success in 20 years at Kansas State has not gone unnoticed. He has been named the National Coach of the Year on four occasions (1991, 1994, 1998 and 2011). He has been a finalist for the prestigious Bear Bryant/FWAA National Coach of the Year Award in 1993, 1995 and 2011 before winning in 1998; a finalist for the Football News National Coach of the Year Award in 1995 and 1998; and a finalist for the AFCA National Coach of the Year Award in 1993 and 1998.

In 1993, he joined legendary Nebraska head coach Bob Devaney as the only head coaches in Big Eight history to be named Associated Press Big Eight Coach of the Year three times in a four-year period (1990, 1991 and 1993). The *Houston Chronicle* named him the 1996 Big 12 Coach of the Year, while he earned 1997 and 1998 Big 12 Coach of the Year honors from the *Kansas City Star*. Snyder also was the 1998 Big 12 Coach of the Year by the AP and by a vote of league coaches before earning the league coaches' support again in 2002. The 2003 season brought more honors, including Big 12 Coach of the Year accolades from the *Fort Worth Star-Telegram* and ESPN.com.

Since the inception of the Big 12 Conference, Snyder's Wildcats truly became a dominant force in the league, ranking in the top three in overall Big 12 wins during his first tenure. Kansas State also won more Big 12 road games than any team in the league and advanced to the championship game three times.

Those facts alone demonstrate the continuing evolution of a power in the Big 12 Conference and with it the recognition that Snyder is truly one of the finest coaches in college football today.

The list of accomplishments Snyder has amassed in his 20 years is as endless as the time most people thought it would take for the Wildcats to be a consistent threat in the Big Eight, and now, Big 12 Conference.

Like so many in recent history, the 2003 campaign was a dramatically successful one for K-State, which ended the regular season with seven straight wins, a fourth Big 12 North title, its first Big 12 Championship and another top-20 finish.

But the 2003 season was not without its bumps in the road as the Wildcats overcame their share of adversity to produce perhaps the greatest season in school history. Ranked as high as No. 6 nationally in the early going, a key injury to quarterback Eli Roberson precipitated a three-game slide that threatened to wipe out a promising season.

The three losses all but erased K-State from the national consciousness, as the Wildcats slipped out of the both polls for the first time since the second game of the 2002 season. But Snyder was not about to allow the year to spiral out of control. He constantly reminded his players that they still controlled their own destiny, and if they could just go 1-0 each week the season would take care of itself and the team would

ultimately achieve its goals.

And like everything Snyder seems to touch, this strategy too worked, as the Wildcats rode their 1-0 mantra week after week all the way to a berth in the Tostitos Fiesta Bowl.

Along the way, five different Wildcats were lauded for their efforts with All-America honors, including K-State's first Associated Press first team All-American running back, Darren Sproles, who finished fifth in voting for the Heisman Trophy, was the Doak Walker Award runner-up and finished third on the AP's Player of the Year ballot.

But Sproles was the lone player with star power that returned for the 2004 campaign. And though the little tank produced yet another record-breaking season capped by his third-straight selection to an All-Big 12 team, the lack of experience was one reason K-State struggled through a 4-7 rebuilding campaign.

The 2002 season was one of the best in Kansas State history, witnessed by the Wildcats' five-victory turnaround from the previous year's 6-6 team to a win in the Pacific Life Holiday Bowl and an 11-2 overall record.

In addition, the 2002 Wildcats set or tied 45 school records, including tying the mark for wins in a season.

Snyder's Wildcats finished the season with six consecutive victories, including the biggest wins in the history of the series in each of a three-week span against Kansas, Iowa State and Nebraska.

The Wildcats' dominant play down the stretch of the 2002 season earned Snyder the recognition of his peers as the Big 12 Conference Coach of the Year.


In 2001, Snyder directed one of the best in-season turnarounds in school history. Despite losing four straight in the middle of the year and facing the fourth-toughest schedule in the nation, the Wildcats recovered to win four of their last five games to end the regular season with a 6-5 record and a berth in the Insight.com Bowl.

Despite the record, the quality of players produced by the Snyder-led coaching staff continued to attract national attention from those who best know the game.

Six Kansas State players were selected in the 2002 NFL Draft, the most of any team in the Big 12 Conference, with only six schools in the country having more players picked in the draft.

The Wildcats started the 2000 season ranked in the Top 10 for just the second time in school history and made a four-week run into the Top 5 that saw K-State climb as high as No. 2 in the nation. K-State won the Big 12 North Division for the second time in three years and earned at least a share of the title for the third consecutive season. K-State had six players named first team All-Big 12 by the coaches, and PK Jamie Rheem, DT Mario Fatafeh and WR Quincy Morgan were All-Americans.

The 1999 season saw the Wildcats climb from No. 20 in the preseason poll to finish at No. 6, after starting the season with nine straight victories, and win 11 games for the third straight year. K-State tied Nebraska for the Wildcats' second consecutive Big 12 North Division Championship. All this came in what many thought would be a rebuilding season. K-State led the conference in first team picks with seven.



The *Sporting News* ranked Snyder one of the top coaches in college football in 2011

In 1998, Snyder led K-State to its second straight 11-win season and a No. 4 ranking in the final regular season polls. In November, K-State occupied a No. 1 ranking in a national poll for the first time in school history. The Wildcats won the Big 12 Conference North Division and advanced to a bowl game for the sixth year in a row. K-State won its first 11 games of the season and ran its winning streak to a school-record 20 games before falling to Texas A&M in the Big 12 Championship game. Quarterback Michael Bishop became the first Wildcat to be a finalist for the Heisman Trophy, and a total of six K-Staters earned All-America honors.

Snyder earned National Coach of the Year honors from the Walter Camp Foundation, the Bobby Dodd Coach of the Year Foundation, the Associated Press, the Paul "Bear" Bryant Award and the Schutt Sports Group.

In 1997, Snyder led the Wildcats to their first 11-win season in school history, a No. 7 final ranking and the first 10-win regular season since 1910. It was just the third 10-win season in 102 years of K-State football. Kansas State won a school-record seven conference games, finishing second in the North to undefeated and national champion Nebraska.

The Wildcats defeated South Division champion Texas A&M, 36-17. The season ended with a 35-18 win over Big East Conference champion Syracuse in the Tostitos Fiesta Bowl, with an estimated 50,000 K-State fans attending K-State's first-ever Alliance Bowl.

The 1996 season saw K-State finish with a 9-3 record, while more than 45,000 Wildcat fans painted Dallas purple for the Southwestern Bell Cotton Bowl, K-State's first-ever New Year's Day Bowl. Despite a 19-15 loss to No. 5 BYU, the support and respect for the K-State program grew to unprecedented heights.

In 1995, Snyder guided K-State to a 10-2 record, including a 5-2 Big Eight mark to tie for second place behind national champion Nebraska. Following a 54-21 blitzing of WAC champion Colorado State in the 1995 Holiday Bowl, the Wildcats finished the season ranked sixth in the USA Today/CNN coaches poll and seventh in the Associated Press poll. Both rankings were the highest ever attained by a Kansas State football team to that point.


In 1995, the Wildcats finished tied for second in the Big Eight and their 5-2 league mark gave K-State two consecutive 5-2 Big Eight seasons. In the last three years of the Big Eight, the Wildcats defeated or tied every team in the league except Nebraska. Since the inception of the Big 12 in 1996, K-State is 53-27 in league games under Snyder (10 seasons).

In 1993, Snyder guided K-State to its first bowl win in school history and, in 1994, the Wildcats cracked the Top 10 for the first time in school history. In 1998, the K-State achieved a No. 1 national ranking in one of the major polls for the first time in the program's history.

Individually, Snyder produced 45 different All-Americans during his 17 years as head coach, including nine consensus first-team All-Americans: in 1992 (P Sean Snyder), 1993 (FS Jaime Mendez), 1995 (CB Chris Canty), 1996 (Canty), 1997 (PK Martin Gramatica), 1998 (PR David Allen), 1999 (LB Mark Simoneau) and 2002 (CB Terence Newman).

Newman became the third Wildcat to win a national award when he was voted the 2002 Thorpe Award, given to the top collegiate defensive back. Gramatica was the 1997 Lou Groza Award winner, the first major award winner in Kansas State history. Quarterback Michael Bishop became the first K-State player to be named a finalist for the Heisman Trophy (finishing as runner-up) while winning the Davey O'Brien Award.

The foundation for K-State's turnaround was laid in 1989 during Snyder's first season in Manhattan. Although the season yielded just a 1-10 record, it became evident to everyone involved in the program that something special was happening.



Most important, Snyder instilled a winning attitude and a healthy dose of self-respect and enthusiasm to a program that had been given up for dead.

In 1990, K-State was one of just four teams in the country to improve its record by four games with a 5-6 mark, including its first Big Eight Conference wins in four seasons with victories over Oklahoma State and Iowa State. Snyder again beat those two schools in 1991, while adding Kansas and Missouri to the list of his Big Eight victims to finish at 7-4 for K-State's first winning season since the Independence Bowl season of 1982. Heavy graduation losses on the offensive side of the ball resulted in a 5-6 mark in 1992, but the Cats were still able to hang their hats on their first perfect home season since 1934.

Of course, it should come as no surprise that Snyder would be this kind of architect for a building program. At Iowa, he played a key role in the renaissance of a Hawkeye program that went from 17 consecutive losing seasons to eight straight bowls. Snyder was the mind behind Iowa's potent offensive attack. The Hawkeye offense ranked first in passing efficiency and third in passing yardage nationally in Snyder's last five years of direction. In his final Iowa season, the Peach Bowl team led the Big Ten, and ranked seventh nationally, with 277 passing yards per game. That team was second in the Big Ten with 416 yards of offense per game. Snyder also served as quarterback coach at Iowa and helped develop some of the best quarterbacks in NCAA history, including NFL players Chuck Long (second in Heisman voting), Mark Vlasic and Chuck Hartlieb, who wrapped up his career as the first Hawkeye to throw for 3,000 yards in back-to-back seasons.

Snyder began his full-time coaching career in 1964 as an assistant at Indio High School in California. In 1966 he served as a graduate assistant at USC under John McKay before returning to become head coach at Indio High School in 1967. He accepted the same position at Santa Ana Foothill High School in 1969, where he stayed until 1973.

In 1974, Snyder became the offensive coordinator on the football staff and head swimming coach at Austin College in Sherman, Texas. He joined the University of North Texas staff in 1976 and helped author an impressive turnaround with a three-year record of 26-7. He left UNT for Iowa in 1979.

During his three-year hiatus, Snyder remained involved with the university and is currently a member of the Missouri and Kansas Halls of Fame, the K-State and Austin College Athletics Halls of Fame while also being inducted into the Holiday Bowl Hall of Fame. The long-time mentor also is the Chairman of the Kansas Mentors Council and the Kansas Leadership Council, a member of the Board of Directors for Kansas Leadership Center, the Board of Trustees for the Kansas Sports Hall of Fame, the KSU Leadership Studies Advancement Council, the Terry C. Johnson Cancer Research Center Advisory Council, the Manhattan Community Foundation Board of Trustees, the KSU Foundation Board of Trustees and is the Honorary Co-Chairman of the Kansas Masonic Partnership for Life. Snyder, 71, received his B.A. from William Jewell in 1963. He earned his M.A. from Eastern New Mexico in 1965. As a player, he was a three-year letterwinner as a defensive back at William Jewell. Snyder and his wife, Sharon, have two sons (Sean and Ross) and three daughters (Shannon, Meredith and Whitney). They also have eight grandchildren, Sydney, Katherine, Tate, Matthew, Alexis, Gavin, Kadin and Tylin, and one great-grandson, D.J.



Career Highlights

- 2012 Cotton Bowl Participants
- 2010 Pinstripe Bowl Participants
- 2004 Tostitos Fiesta Bowl Participants
- 2003 Big 12 Champions
- 2002 Holiday Bowl Champions
- 2001 Insight.com Bowl Participants
- 2001 Cotton Bowl Champions
- 1999 Holiday Bowl Champions
- 1998 Alamo Bowl Participants
- 1997 Tostitos Fiesta Bowl Champions
- 1997 Cotton Bowl Participants
- 1995 Holiday Bowl Champions
- 1994 Aloha Bowl Participants
- 1993 Copper Bowl Champions
- 2011 Woody Hayes National Coach of the Year
- 2011 National Coach of the Year by Rivals.com/CBSSports.com/*Sporting News*
- 2011 Liberty Mutual National Coach of the Year Finalist
- 2011 FWAA Eddie Robinson National Coach of the Year Finalist
- 1998 Associated Press National Coach of the Year
- 1998 Walter Camp National Coach of the Year
- 1998 Bear Bryant National Coach of the Year
- 1998 Bobby Dodd National Coach of the Year
- 1994 CNN National Coach of the Year
- 1991 ESPN National Coach of the Year
- Finalist for ESPN's Coach of the Decade for the 1990s
- Five-time Bear Bryant National Coach of the Year finalist
- Three-time Big Eight Coach of the Year (1990-91-93)
- Three-Time Big 12 Coach of the Year (1998, 2002, 2011)
- 2009 Honorable Mention Big 12 Coach of the Year
- 2003 Big 12 Coach of the Year by *Fort Worth Star-Telegram/ESPN.com*
- 56 All-America selections
- 8 Consensus First Team All-Americans
- 76 First Team All-Big Eight/Big 12 selections
- 10 Academic All-Americans
- 9 CFA National Scholar-Athletes
- 4 National Football Foundation Postgraduate Scholars
- 108 First Team Academic All-Big Eight/Big 12 selections, including a school-record 11 in 2011
- School-record 159 wins. Adding all the victories from 1937 to 1988 totals 131 wins at K-State
- School-record 11 wins in 1997, 1998, 1999, 2000, 2002, 2003
- Guided K-State to its first Big 12 Championship in 2003, the school's first league title since 1934
- One of two schools in college football history to win 11 games in six of seven years from 1997-2003
- Owns a 67-38 record in Big 12 play
- After the 2005 season, K-State ranked third in number of Big 12 wins since the league began in 1996
- Big 12 Conference-record 22 straight league wins from 1997 to 1999
- Fifth-winningest home record in college football during the 1990s
- After posting a 1-36-1 record in 1980s, Kansas State tallied a 135-58-1 mark from 1990 through 2005
- K-State completed its first-ever undefeated regular season with an 11-0 mark in 1998
- Currently ranked 11th nationally in wins among active FBS head coaches



SEAN SNYDER

*Associate Head Coach/Special Teams Coordinator/Director of Football Operations
18th Year - Kansas State '94*



The Snyder File

PERSONAL

Year at K-State: 18th
Date of Birth: September 21, 1969
Hometown: Greenville, Texas
Spouse: Wanda
Children: Katherine, Tate and Matthew
Grandchildren: D.J.

EDUCATION

Kansas State (1994)
 B.A. Money and Banking

PLAYING EXPERIENCE

Iowa, Punter (1988-89)
 Kansas State, Punter (1991-92)

PROFESSIONAL EXPERIENCE

1994-96Kansas State, part-time assistant coach
 1996-99Kansas State, director of football operations
 1999-2001.Kansas State, assistant AD/football operations
 2001-08Kansas State, assoc. AD/football operations
 2009-10Kansas State, sr. assoc. AD/football operations
 2011-12Kansas State, assoc. HC/special teams coord.

BOWL EXPERIENCE

1988 Peace BowlIowa
 1995 Holiday Bowl.....Kansas State
 1997 Cotton BowlKansas State
 1997 Fiesta Bowl.....Kansas State
 1998 Alamo Bowl.....Kansas State
 1999 Holiday Bowl.....Kansas State
 2001 Cotton BowlKansas State
 2001 Insight.com BowlKansas State
 2002 Holiday Bowl.....Kansas State
 2004 Fiesta Bowl.....Kansas State
 2006 Texas BowlKansas State
 2010 Pinstripe BowlKansas State
 2012 Cotton BowlKansas State

Former All-American punter and long-time staff member Sean Snyder enters his second season in a full-time coaching role as he coordinates the Wildcat special teams units and serves as Associate Head Coach and Director of Football Operations.

In his first season coordinating the Wildcat special teams, Snyder helped maintain K-State's national prominence in the third phase of the game which included tutoring the nation's leading kickoff returner in Walter Camp All-American Tyler Lockett. Lockett was the lone freshman on the prestigious All-America team in 2011 and took two kicks back for scores while averaging 35.2 yards per return. The Wildcats also ranked among the Big 12's best in punt returns, while place kicker Anthony Cantele was a two-time Big 12 Player of the Week after game-tying or winning field goals against Baylor and Texas A&M and punter Ryan Doerr was a Ray Guy Award candidate. In fact, K-State accumulated a program-best six Big 12 Special Teams Player of the Week honors in Snyder's first year with the unit.

The former Consensus All-American enters his 18th year as a member of the Kansas State staff also continues his long-time role as Director of Football Operations, a position he has held the past 16 years.

Snyder received his start as a part-time assistant coach with the Wildcats in 1994 and served in that capacity until 1996, when he began focusing his efforts on the administrative side of the program as the Director of Football Operations.

In 1999, Snyder was promoted to Assistant Athletics Director for Football Operations. He was named Associate Athletics Director in 2001 and Senior Associate Athletics Director in 2010.

A member of Kansas State's inaugural Ring of Honor Class in 2002, Snyder was one of the program's most prolific punters during his playing days at K-State from 1991-92.

As a senior, Snyder earned first team All-America honors from The Associated Press, Kodak and Athlon's after averaging a school-record 44.7 yards per punt. In 1991 he was tapped as the Big Eight Defensive Newcomer of the Year after averaging 40.5 yards in his junior season.

A first team All-Big Eight selection in 1992 after earning honorable-mention honors in 1991, Snyder was also selected to play in the 1992 Blue-Gray Game.

K-State's Special Teams MVP in 1991 and 1992, Snyder held K-State's record for punting average in a career (43.0) before having it broken by James Garcia in 1998, while his 3,572 punting yardage in 1992 still remains a school record.

Following his collegiate career, Snyder signed a free agent contract with the Phoenix Cardinals in 1993 and the following year with the San Diego Chargers.

Sean earned his bachelor's degree from K-State in money and banking in 1994. Married to the former Wanda Boyett, the couple has three children, daughter Katherine, and sons Tate and Matthew, and one grandchild, D.J. Tate is a sophomore linebacker for K-State.



The Snyder family



DANA DIMEL

Co-Offensive Coordinator/Running Backs/Tight Ends
15th Year - Kansas State '86

Dana Dimel, a 1986 Kansas State graduate, serves as the co-offensive coordinator and running backs /tight ends coach for head coach Bill Snyder. Dimel began his third tour of duty with the Wildcats in 2009 after serving three seasons on Mike Stoops' staff at Arizona.

Last season, Dimel helped direct a Wildcat offense that saw quarterback Collin Klein burst on to the college football scene with one of the top overall performances by any Wildcat signal caller in school history. En route to 10 wins and a berth in the Cotton Bowl, Klein rushed for a Big 12 and NCAA quarterback record 27 touchdowns and became one of the most valuable players in the nation in 2011. The duo of Klein and running back John Hubert combined for 2,111 yards and 30 touchdowns on the year, while averaging 162.4 yards per game on the ground between the two. K-State averaged over 31 points a game in 2011 and ranked among the nation's top units in rushing and possessing the ball.

In 2010, Dimel co-coordinated a Wildcat offense that ranked third in the Big 12 and among the top 25 nationally at 33.6 points per game. K-State was also ranked among the top 10 teams in the country in total red zone efficiency and No. 1 nationally in TD percentage in the red zone. The Cats' 47-percent conversion rating on third down ranked second in the league, while they were also the least penalized offense in the Big 12.

From 2009-2010, Dimel had the charge of grooming a former junior college quarterback and molding him into a physical running back in the always tough Big 12 Conference. That player was Daniel Thomas and 2,850 yards and 30 touchdowns later, Thomas left Kansas State as a two-time Big 12 rushing champion, an All-American and one of the most decorated running backs in school history. Thomas ranks second in K-State history for career rushing yards, a feat he accomplished in just two seasons, fourth in rushing touchdowns and also finished second in single-season school history with 1,585 rushing yards and 19 touchdowns in 2010. Thomas burst onto the scene in 2009 as he eclipsed the 100-yard mark five times in a game and finished the year with 1,265 rushing yards and 11 touchdowns en route to Big 12 Newcomer of the Year honors.

Dimel joined Stoops' staff in early 2006 in his previous post to coach tight ends and then took on bigger responsibilities calling plays as the running game coordinator and H-backs coach. In 2008, he worked primarily with tight ends and later became running backs coach as well as the associate head coach for the Wildcats. Arizona finished 8-5 in 2008, which included its first bowl win in 10 years after a 31-21 triumph over No. 17 BYU in the Las Vegas Bowl. The Wildcats' top scoring threat in 2008 was Rob Gronkowski, a tight end tutored by Dimel. Gronkowski, despite missing the first three games of the season due to illness, was a unanimous First Team All-PAC-10 selection at tight end after collecting 47 receptions for 672 yards and 10 touchdowns. Gronkowski was drafted by New England in the second round of the 2010 NFL Draft.

A K-State alumnus who lettered for the Wildcats in 1985 and 1986 as an offensive lineman, Dimel spent 10 years on the K-State staff from 1987 to 1996.

Kansas State's offensive line coach for much of his tenure, Dimel also served as offensive coordinator during the 1995 and 1996 campaigns. In 1995, his first at the controls of the Wildcat offense, Kansas State set school records for both touchdowns and total points as well as total offense. During Dimel's first coaching tenure at K-State, he mentored 11 offensive linemen who went on to sign NFL contracts. He was also instrumental in developing All-Americans Barrett Brooks, Jim Hmielewski and Quentin Neujahr along with all-league selections Jason Johnson, Todd Weiner and Ryan Young.

In 1997, Dimel became the youngest head coach in NCAA Division I when he was named head coach at the University of Wyoming at the age of 35. Dimel spent three years at Wyoming, guiding the Cowboys to an impressive 23-12 overall record, and left Laramie as one of only 10 head coaches at the time to win no fewer than seven games in every year as a head coach.

Considered one of the nation's most successful young head coaches at the time, Dimel led the Cowboys to eight-win seasons in both 1997 and 1998 before being named head coach at the University of Houston, where he guided the Cougars' football program from 2000-2002. While at Houston, his 2001 and 2002 recruiting classes were ranked No. 1 in Conference USA by Rivals.com. In his final season at Houston, Dimel's team finished 5-7, including a final-game win over conference champion Louisville. Also, running back Jeffrey Reynolds set the Conference USA rushing mark of 1,545 yards. Dimel also had three players earn Academic All-America distinction at Wyoming, including linebacker Brian Lee, who was also a Consensus All-American linebacker.

During his career as a head or assistant coach, Dimel has coached 34 players who have gone on to play in the NFL. A native of Columbus, Ohio, Dimel and his wife, Julie, have a son, Winston, and a daughter, Josey.

The Dimel File

PERSONAL

Year at K-State: 15th
Date of Birth: October 9, 1962
Hometown: Columbus, Ohio
Spouse: Julie
Children: Josey and Winston

EDUCATION

Kansas State (1986)
 B.A. Marketing

PLAYING EXPERIENCE

Hutchinson CC, Offensive Line (1983-84)
 Kansas State, Offensive Line (1985-86)

COACHING EXPERIENCE

1987-88 Kansas State, graduate assistant
 1989-92 Kansas State, assistant coach (OL)
 1993-94 Kansas State, run game coord. (OL)
 1995-96 Kansas State, offensive coordinator
 1997-99 Wyoming, head coach
 2000-02 Houston, head coach
 2006 Arizona, assistant coach (TE)
 2007-08 Arizona, associate head coach (TE/RB)
 2009-10 Kansas State, co-offensive coord. (RB)
 2011-12 Kansas State, co-offensive coord. (RB/TE)

BOWL EXPERIENCE

1992 Coca-Cola Bowl Kansas State
 1993 Copper Bowl Kansas State
 1994 Aloha Bowl Kansas State
 1995 Holiday Bowl Kansas State
 1997 Cotton Bowl Kansas State
 2008 Las Vegas Bowl Arizona
 2010 Pinstripe Bowl Kansas State
 2012 Cotton Bowl Kansas State



The Dimel family



TOM HAYES

Defensive Coordinator/Secondary
Second Year - Iowa '71

Tom Hayes, a 30-year coaching veteran with experience at both the collegiate and professional levels, joined the Wildcat coaching staff in 2011 and will take over as defensive coordinator in 2012 after making an immediate impact on the staff.

In his first season on head coach Bill Snyder's staff, Hayes tutored a Wildcat secondary that proved to be one of the best units in the Big 12 and a key component in K-State's 10-3 season. Junior defensive back Nigel Malone earned Walter Camp All-American honors in 2011 after leading the Big 12 with seven interceptions, while Malone, David Garrett, Tysyn Hartman and Ty Zimmerman all earned All-Big 12 honors this past season. Also, K-State ranked second in the Big 12 and among the best in the nation in turnover margin as the Wildcats forced a total of 27 takeaways for a +12 margin, while ranking second as a team in interceptions with 18.

Hayes, a University of Iowa graduate who also has extensive Big 8 and Big 12 coaching ties, has 23 years of coaching experience at the collegiate level, seven seasons in the NFL ranks and has been a part of 14 bowl games, including eight at UCLA, two at Texas A&M, three at Oklahoma and last year's Cotton Bowl berth at K-State.

Hayes spent the 2010 season on Bob Toledo's staff at Tulane where he coached the defensive secondary and tutored First Team All-Conference USA cornerback Phillip Davis. Davis, who became Tulane's first all-conference first team selection on defense since 2005, ranked eighth nationally in 2010 and tops in Conference USA with 15 passes defended.

He also served on the New Orleans Saints staff as a defensive backs coach for two seasons in 2006 and 2007. Hayes molded a group of young players and veterans into key contributors in New Orleans as the Saints possessed the NFC's top-ranked pass defense in 2006.

In New Orleans, the Saints gave up just 178.4 passing yards per game in 2006, leading the conference and ranking third in the NFL. The Saints held eight different offenses to under 160 yards passing that season - including two under 100 yards.

During his career, Hayes has served as defensive coordinator at BCS institutions Stanford, UCLA, Oklahoma and Kansas, and now K-State, and also coached the defensive backs for the Washington Redskins for five years.

Hayes has been a part of teams that have compiled a 10-4 record in bowl games throughout his career - including three Rose Bowl victories - and has coached 27 defensive backs who moved on to NFL rosters, including five first-round draft picks.

Prior to arriving at Stanford in 2005, Hayes spent the 2001 season at Kansas. He was the Jayhawks' defensive coordinator and secondary coach and was interim head coach for the final three games of the season.

Hayes spent the 1995-1999 seasons coaching the secondary for the Redskins under Norv Turner. A list of the NFL standouts Hayes has worked with includes CBs Darrell Green, Cris Dishman and Champ Bailey while with the Redskins. At UCLA, Hayes was a key part of establishing the school's history of NFL-bound safeties by tutoring Kenny Easley, Don Rogers, James Washington, Eric Turner and Carnell Lake. In his stint at Texas A&M, Hayes coached CB Kevin Smith.

Hayes coached under Gary Gibbs at the University of Oklahoma for four years (1991-94), under College Football Hall of Fame inductee R.C. Slocum at Texas A&M for two years (1989-90) and under Terry Donahue at UCLA for nine seasons (1980-88).

At Oklahoma, Hayes was the defensive coordinator and secondary coach. He helped the Sooners to a pair of nine-win seasons and three bowl games, including a win over Virginia in the 1991 Gator Bowl and a victory over Texas Tech in the '93 Hancock Bowl.

He was the Assistant Head Coach and secondary coach for two seasons at Texas A&M. He helped direct the Aggies to a combined 17-7-1 record and trips to the Hancock Bowl in '89 (lost to Pittsburgh) and the Holiday Bowl in 1990 (victory over BYU).

Hayes worked for nine years as an assistant coach under Donahue at UCLA (1980-88). He was the secondary coach in 1980-81, then was promoted to co-defensive coordinator/secondary coach from '82-88. In nine seasons in Westwood, Hayes was part of a Bruin program that won four Pac-10 Championships, played in three Rose Bowls and eight bowl games overall, went 7-1 in bowl competition and finished among the top-5 nationally five times and among the top-20 eight times. The Bruins never won less than seven games during Hayes' nine-year tenure.

The Bruins went 10-1-1 in 1982 and finished ranked fifth in the nation after beating Michigan in the Rose Bowl. In 1983, UCLA again won the Pac-10 title and beat Illinois in the Rose Bowl. A few years later, in 1985, UCLA went 9-2-1, beat Iowa in the Rose Bowl and finished as the nation's No. 7 ranked team.

Hayes was the defensive coordinator and secondary coach at Cal State Fullerton in 1979 and was the secondary coach at his alma mater, Iowa, in 1977-78. He coached for five years on the high school level and one year at Coe College in Iowa before getting his first collegiate job at Iowa in 1977.

Hayes was a three-year letter-winner as a defensive back for the Hawkeyes from 1967-71. He earned a degree in Finance/Insurance in 1971. Born in Keokuk, Iowa, he and his wife Cindy have three children: Andy, Lindsay, and Sarah.



The Hayes family

The Hayes File

PERSONAL

Year at K-State: Second
Date of Birth: March 26, 1949
Hometown: Keokuk, Iowa
Spouse: Cindy
Children: Andy, Lindsay, Sarah

EDUCATION

Iowa (1971)
B.A. Finance/Insurance

PLAYING EXPERIENCE

Iowa, Defensive Back (1967-71)

COACHING EXPERIENCE

1977-78.....Iowa, assistant coach (DB)
1979Cal State Fullerton, defensive coord.
1980-81UCLA, assistant coach (DB)
1982-88.....UCLA, defensive coord.
1989-90Texas A&M, assistant head coach (DB)
1991-94Oklahoma, defensive coord. (DB)
1995-99Washington Redskins, assistant coach (DB)
2001Kansas, defensive coord. (DB); interim head coach
2005Stanford, defensive coord.
2006-07New Orleans Saints, assistant coach (DB)
2010Tulane, assistant coach (DB)
2011Kansas State, defensive pass game coord. (DB)
2012.....Kansas State, defensive coord. (DB)

BOWL EXPERIENCE

1981 Bluebonnet Bowl.....UCLA
1982 Rose BowlUCLA
1983 Rose BowlUCLA
1984 Fiesta BowlUCLA
1985 Rose BowlUCLA
1986 Freedom Bowl.....UCLA
1987 Aloha BowlUCLA
1988 Cotton BowlUCLA
1989 Hancock BowlTexas A&M
1990 Holiday BowlTexas A&M
1991 Gator BowlOklahoma
1993 Hancock BowlOklahoma
1994 Copper BowlOklahoma
2012 Cotton Bowl.....K-State



DEL MILLER

*Co-Offensive Coordinator/Quarterbacks
16th Year - Central College '72*

Del Miller, who has worked with some of the most prolific offenses in K-State history, will be entering his 16th season overall at Kansas State in 2012 which includes four different stops in Manhattan under head coach Bill Snyder. Miller serves as the Wildcats' co-offensive coordinator while also tutoring the quarterbacks.

Last season, Miller tutored Wildcat quarterback Collin Klein, who burst on to the college football scene with one of the top overall performances by any Wildcat signal caller in school history. En route to 10 wins and a berth in the Cotton Bowl, Klein rushed for a Big 12 and NCAA quarterback record 27 touchdowns last season and became one of the most valuable players in the nation in 2011. Klein also ran for 1,141 yards on the year and threw for 1,918 with 13 touchdowns en route to All-Big 12 honors.

In 2010, Miller helped the Wildcat offense average 33.6 points per game en route to the program's first bowl appearance since 2006. K-State was also ranked among the top 10 teams in the country in total red zone efficiency and No. 1 nationally in TD percentage in the red zone. The Cats' 47-percent conversion rating on third down ranked second in the league, while they were also the least penalized offense in the Big 12. Quarterback Carson Coffman recorded the fifth-highest efficiency rating in school history in 2010 after completing 65-percent of his passes for a passing efficiency rating of 143.1.

In 2009, Miller ushered in a new quarterback as Grant Gregory took over the offense and led the Cats to a 6-6 mark and a second-place finish in the North. Behind Gregory's leadership, the Cats were one win away in the final game of the regular season from advancing to the Big 12 Championship.

Prior to coming back to K-State in 2009, Miller was the offensive coordinator at San Diego State from 2006-08. In his final season there, the Aztecs were led by two redshirt freshmen in quarterback Ryan Lindley and wide receiver Vincent Brown. Lindley threw for 2,653 yards and ranked 40th nationally in total offense, while Brown, an All-Mountain West selection by Phil Steele, ranked 44th nationally with 5.33 receptions per game and hauled in 64 catches for 631 yards and five touchdowns in 2008.

One of the first hires made by Snyder when he first came to K-State in 1989, Miller returned to Manhattan in 2001 as offensive coordinator for his third stint on the staff after serving as offensive coordinator and quarterbacks coach at Oklahoma State for the 2000 season.

Miller has played a major role in the building of two major college programs, first at Iowa under the legendary Hayden Fry from 1978-88 before becoming a member of Snyder's original Kansas State coaching staff. He has coached in 14 bowl games in his 30 years as a Division I assistant, including six at Kansas State.

Miller returned to Kansas State in 1999 to serve as a graduate assistant, helping the Wildcats to a third consecutive 11-win season and a Big 12 North Division co-Championship. After a year at Oklahoma State, he returned to Manhattan in 2001 to serve as the assistant director of football operations before being elevated to defensive ends coach in 2002.

Miller began his second stint as the school's offensive coordinator and quarterbacks coach in 2003. He helped the Wildcats rank ninth nationally in both scoring and rushing offense and 17th in total offense en route to capturing their first conference championship in nearly 70 years. The offense was one of just seven in the country to average over 200 yards per game in both rushing and passing. Miller was instrumental in developing quarterback Eli Roberson, who at one time was the school's all-time leader in total offense and passing touchdowns.

With the opportunity to run his own program, Miller left Kansas State in 1995 to take over as head coach at Southwest Missouri State. He guided the Bears to a 21-23 record in four seasons, including their first winning mark in three years in 1996 at 7-4.

Miller began his coaching career in 1972 when he became head coach at Plainfield High School in Plainfield, Iowa. In 1975, he left to become the defensive coordinator at Eagle Grove High School in Eagle Grove, Iowa. He then served as head coach at Eagle Grove from 1977-78. A native of Marengo, Iowa, Miller played and graduated from Central College in Pella, Iowa. He earned his bachelor's degree in physical education in 1972 and received his master's degree in physical education in 1976. Miller is married to the former Jan Schafbuch. The couple has three sons, Troy, Todd and Tad, a daughter-in-law, Maria (Tad's wife) and a grandson, Gabriel.



The Miller family

The Miller File

PERSONAL

Year at K-State: 16th
Date of Birth: November 6, 1950
Hometown: Marengo, Iowa
Spouse: Jan
Children: Todd, Tad, Troy

EDUCATION

Central College (1972)
B.A. Physical Education
Northern Iowa (1976)
M.A. Physical Education

PLAYING EXPERIENCE

Central College (1969-71)

COACHING EXPERIENCE

1972-75 Plainfield High School, head coach
1977-78 Eagle Grove High School, head coach
1978-88 Iowa, assistant coach
1989-90 Kansas State, offensive coord.
1991-94 Kansas State, assist. HC/offensive coord.
1995-98 Missouri State, head coach
1999 Kansas State, graduate assistant
2000 Oklahoma State, offensive coord.
2001 Kansas State, assist. director of football operations
2002 Kansas State, assistant coach
2003-05 Kansas State, co-offensive coord.
2006-08 San Diego State, offensive coord.
2009-12 Kansas State, co-offensive coord.

BOWL EXPERIENCE

1982 Rose Bowl Iowa
1982 Peach Bowl Iowa
1983 Gator Bowl Iowa
1984 Freedom Bowl Iowa
1986 Rose Bowl Iowa
1986 Holiday Bowl Iowa
1987 Holiday Bowl Iowa
1988 Peach Bowl Iowa
1993 Copper Bowl Kansas State
1994 Aloha Bowl Kansas State
2001 Insight.com Bowl Kansas State
2002 Holiday Bowl Kansas State
2004 Fiesta Bowl Kansas State
2010 Pinstripe Bowl Kansas State
2012 Cotton Bowl Kansas State



JOE BOB CLEMENTS

*Defensive Run Game Coordinator/DE
11th Year - Kansas State '99*

Kansas native and former Wildcat Joe Bob Clements returns for his 11th season overall at Kansas State as an assistant coach and his fourth under head coach Bill Snyder since his return to the sidelines in 2009. Clements will take on the added role of defensive run game coordinator in 2012 and is also responsible for directing the Wildcat defensive ends.

Clements, a 1999 Kansas State graduate who previously served on Snyder's Wildcat coaching staff during his first stint, helped first-year players Meshak Williams and Adam Davis develop into All-Big 12 caliber talents in 2011 while also leading senior walk-on Jordan Voelker into a leadership role. Williams and Davis garnered All-Big 12 accolades from various publications, while the trio combined for 91 total tackles, 23.5 tackles for loss and 15.5 sacks.

Clements tutored All-Big 12 defensive end Jeffrey Fitzgerald in 2009 and helped a Wildcat defense improve from 117th nationally in 2008 to No. 39 in total defense. Fitzgerald went on to sign a free-agent contract with the Kansas City Chiefs after collecting 40 tackles, 10 for losses, and 7.0 sacks as a senior to lead the Wildcat defensive front.

In 2008, Clements coached the defensive line at Kansas and tutored All-Big 12 selections Caleb Blakesley and Jake Laptad. Prior to his stint in Lawrence, Clements was an assistant coach (defensive line) at San Diego State in 2006 and 2007, which included a role as the Aztec's recruiting coordinator in 2007.

Clements has been a part of 12 bowl games as both a player and coach at K-State and served a total of 10 seasons on Snyder's staff. He became a full-time assistant coach in charge of the defensive ends in 2003 and held the position for three seasons. He also served as the Wildcats' recruiting coordinator in 2004 and 2005.

In his first year mentoring Kansas State's defensive ends in 2003, Clements' unit helped the Wildcats lead the nation in sacks in 2003. The unit was also integral in helping K-State finish the year sixth in the nation in total defense, eighth in scoring defense, 12th in pass efficiency defense and 17th in rushing defense. It marked the second straight season that the Wildcats finished in top 10 nationally in both total and scoring defense, and the seventh consecutive year that K-State ranked in the top six in total defense. While at K-State, Clements coached one of the most prolific defensive ends in school history, Andrew Shull, who ranks among the top 10 in three sack categories in school history and was a second team All-Big 12 selection in 2003.

And Clements' touch also continued in 2004 and 2005 as Scott Edmonds was named second team All-Big 12 by the Dallas Morning News in 2004 and Alphonso Moran garnered Freshman All-America and All-Big 12 honors in 2005.

Clements began his coaching career at K-State in 1999, spending the first of two seasons as a student assistant before moving up to a graduate assistant role working with the secondary from 2001-02.

A standout player in his own right, Clements came to Kansas State as a walk-on before earning a scholarship prior to the 1996 season. He went on to earn four letters and appear in 41 games during his career, finishing with 107 tackles, including 18 for loss and 7.5 quarterback sacks.

Clements twice recorded nine tackles in a game, both coming against Nebraska (10/4/97 and 11/14/98), and was a second team All-Big 12 pick by the Kansas City Star in 1998 as well as being an honorable-mention pick by the league's coaches. The son of former Emporia State football player Bob Clements and a native of Emporia, Kan., Clements earned his bachelor's degree in mass communications from Kansas State in 1999 and also completed his M.S. in Counseling and Student Development from Kansas State in 2009.

He and his wife, Pelusa, have four children, Orianna, Chance, Emma and Kaden.

The Clements File

PERSONAL

Year at K-State: 11th
Date of Birth: November 28, 1975
Hometown: Emporia, Kan.
Spouse: Pelusa
Children: Orianna, Chance, Emma, Kaden

EDUCATION

Kansas State (1999)
B.A. Mass Communication
Kansas State (2009)
Master's in Counseling: Student Development

PLAYING EXPERIENCE


Kansas State, Defensive End (1995-98)

COACHING EXPERIENCE

1999-2000Kansas State, student assistant
2001-02Kansas State, graduate assistant
2003-05Kansas State, assistant coach (DE)
2006-07San Diego State, assistant coach (DL)
2008Kansas, assistant coach (DL)
2009-11Kansas State, assistant coach (DE)
2012Kansas State, defensive run game coord. (DE)

BOWL EXPERIENCE

1994 Aloha BowlKansas State
1995 Holiday BowlKansas State
1997 Cotton BowlKansas State
1997 Fiesta BowlKansas State
1998 Alamo BowlKansas State
1999 Holiday BowlKansas State
2001 Insight.com BowlKansas State
2001 Cotton BowlKansas State
2002 Holiday BowlKansas State
2004 Fiesta BowlKansas State
2008 Insight BowlKansas
2010 Pinstripe BowlKansas State
2012 Cotton BowlKansas State



The Clements family



MIKE COX

Linebackers

First Year - Idaho '89

A 25-year coaching veteran, Mike Cox joined the Kansas State staff last February as the Wildcats' linebacker coach. A 1989 graduate of the University of Idaho, Cox spent the previous three seasons as Washington's linebackers coach and, prior to joining the Huskies, worked two seasons (2007-08) for the St. Louis Rams, coaching the secondary and linebackers.

Cox made an impact in his three years at Washington as he tutored Cort Dennison to All-Pac-12 honors in 2011 before coaching one of the conference's top linebacker groups in 2010. Senior Mason Foster led the league and finished second in the nation with 163 total tackles, most by a Pac-10 player since the UW's James Clifford in 1989. Foster earned first team All-Pac-10 and first team All-America. Meanwhile, Victor Aiyewa finished first the conference and seventh in the nation in tackles per loss, while Dennison was seventh in the league in total tackles.

In his first season as the UW linebackers coach in 2009, Cox helped oversee one of the Huskies' strongest units. Washington's 2009 linebackers corps was led by veterans Donald Butler, E.J. Savannah and Foster. Those three combined for 193 tackles, including 94 from Butler, who was a second-team All-Pac-10 selection. Cox also helped coach a defense that made vast improvements over the previous season as opponents' total offense was reduced by an average of 62 yards per game and opponents scored 12 fewer points per game than in 2008.

Cox, a native of Coeur d'Alene, Idaho, joined the UW staff from the St. Louis Rams, where he worked for two seasons. In 2007, he was a defensive quality control/defensive line coach before moving to assistant secondary coach in 2008. After a mid-season coaching change, he became linebackers coach for the Rams. Before his time in the NFL, Cox spent four seasons as linebackers coach at Michigan State, where he was also recruiting coordinator in 2006.

Much of Cox's coaching career has been spent on the various coaching staffs of John L. Smith. In all, Cox served 17 seasons on a Smith staff at Michigan State, Louisville, Utah State and Idaho.

He coached the linebackers for five seasons at Louisville (1998-2002), helping the Cardinals to consecutive Conference USA championships in 2000 and 2001. He coached three All-CUSA selections and, in 2000, was part of a defense that forced an NCAA-best 37 turnovers. The 2002 Louisville team was 17th in the nation in rushing defense and 22nd in total defense.

From 1995-97, he was on the staff at Utah State, where he coached a pair of All-Big West linebackers, David Gill and Tony D'Amato. In 1995, Gill broke Utah State's season record for tackles with 168. Utah State won back-to-back Big West Conference championships in 1996 and 1997.

As an assistant at Idaho (1987-94) coaching linebackers and defensive line, Cox helped his alma mater to a combined record of 73-26 (.733) from 1987-94, winning four Big Sky Conference championships and finishing in the top 10 five times. In 1994, the Vandals led the Big Sky in rushing defense, allowing only 65.3 yards per game.

Cox earned four letters as a linebacker at Idaho from 1983-86, starting for three seasons. He played for head coaches Dennis Erickson and Keith Gilbertson. He still ranks among the Vandals' all-time leaders with 252 career tackles.

Cox earned a bachelor's degree in general studies from Idaho in 1989. He and his wife, Jill, have three children, Zac, Jake and Addison.

The Cox File

PERSONAL

Year at K-State: First

Date of Birth: March 12, 1965

Hometown: Coeur d'Alene, Idaho

Spouse: Jill

Children: Zac, Jake and Addison

EDUCATION

Idaho (1989)

B.A. General Studies

PLAYING EXPERIENCE

Idaho, Linebacker (1983-86)

COACHING EXPERIENCE

1987-94.....Idaho, assistant coach (LB/DL)
 1995-97.....Utah State, assistant coach (LB)
 1998-2002.....Louisville, assistant coach (LB)
 2003-06.....Michigan State, assistant coach (LB)
 2007-08.....St. Louis Rams, defensive assistant (DB/LB)
 2009-11.....Washington, assistant coach (LB)
 2012.....Kansas State, assistant coach (LB)

BOWL EXPERIENCE

1997 Humanitarian Bowl.....Utah State
 1998 Motor City Bowl.....Louisville
 1999 Humanitarian Bowl.....Louisville
 2000 Liberty Bowl.....Louisville
 2001 Liberty Bowl.....Louisville
 2002 GMAC Bowl.....Louisville
 2003 Alamo Bowl.....Michigan State
 2010 Holiday Bowl.....Washington
 2011 Alamo Bowl.....Washington



The Cox family



CHARLIE DICKEY

Offensive Line

Fourth Year - Arizona '87

Charlie Dickey enters his fourth season at Kansas State under head coach Bill Snyder where he tutors the Wildcat offensive line.

Last season, K-State remained one of the most physical offenses in the Big 12 Conference, led by an offensive line that paved the way for record-setting quarterback Collin Klein. Three Wildcat linemen led the group as seniors Clyde Aufner and Zach Hanson earned All-Big 12 honors from their tackle positions, while freshman center B.J. Finney came on strong in his first year on the field and earned both Freshman All-Big 12 and All-America honors in 2011. The Wildcats were again the least penalized team in the league, while the offensive line helped the Cats average 31 points a game and total 34 rushing touchdowns on the year.

In 2010, Dickey tutored an experienced K-State line that included three seniors in the middle, headlined by All-Big 12 guard Zach Kendall and Rimington Award candidate Wade Weibert at center. The group paved the way for running back Daniel Thomas, who led the Big 12 in rushing in each of the last two seasons. K-State averaged 33.6 points per game in 2010 en route to the program's first bowl appearance since 2006. The Cats' 47-percent conversion rating on third down ranked second in the league, while they were also the least penalized offense in the Big 12.

The 2009 group in the trenches was led by senior All-Big 12 tackle Nick Stringer, while the other four starters from last year's group all return in 2010. Last season's offensive line proved to be one of the most improved units on the team as the Wildcats' averaged 180 yards rushing per game in 2009, a figure that ranked 36th nationally and fourth in the Big 12 Conference.

Dickey came to K-State in 2009 after capping his fourth season at Utah with an undefeated 13-0 season and a win over No. 4 Alabama in the Sugar Bowl. Dickey was instrumental in the Utah's success on offense when he took charge of offensive line in 2005 and his position was regarded as a Ute stronghold from that day on. In 2006, the Utes were the last team in the country to allow a sack - going six games before anyone got to the quarterback.

In 2008, offensive tackle Zane Beadles and guard Robert Conley were First Team All-Mountain West Conference selections under Dickey and protected and paved the way for quarterback Brian Johnson, the 2008 MWC Offensive Player of the Year and Sugar Bowl Most Outstanding Player.

During his time at Utah, Dickey coached four first-team all-conference players in center Jesse Boone (2005), tackles Tavo Tupola (2006) and Beadles (2008) and guard Conley (2008). In 2007, both Beadles and Conley won second team honors for the Utes.

Dickey coached in the Pac-10 for 13 years before heading to Utah, spending 12 years at his alma mater, Arizona, and one season at Washington. At Arizona, he coached the offensive line from 1992-2002 and the tight ends in 2003. In 2004, Dickey went to Washington as the Huskies' offensive line coach.

While at Arizona, Dickey developed first-team all-conference linemen Warner Smith (1994) and Yusuf Scott (1998). Scott won the 1998 Morris Trophy award, which goes to the league's outstanding offensive lineman.

Dickey began his coaching career after playing one season for the Pittsburgh Steelers during the 1987 NFL strike. In 1988, he worked at Arizona as a graduate assistant coach before tutoring the offensive line at Scottsdale Community College in 1989 and at Northern Arizona from 1990-91.

In his playing days, Dickey started at offensive guard at Arizona from 1983-84 - compiling a streak of 1,230 consecutive offensive plays (including all 840 offensive plays of the 1983 season). He was named second-team all-Pac-10 in 1984 and was Arizona's Offensive Most Valuable Player. Before going to Arizona, he completed an all-conference junior college career at Scottsdale Community College.

Dickey, who earned his bachelor's degree in business administration from Arizona in 1987, is married to the former Lisa Bradshaw, a native of Jetmore, Kan., and a member of the Arizona women's basketball team from 1983-85. The couple has five children: daughters Jazmin Wagner, Tasha and Shyanne, son Charles Jr., and son-in-law Alan Wagner. A daughter, Chanel, passed away at the age of three. Tasha played basketball at K-State during the 2011-12 season.

The Dickey File

PERSONAL

Year at K-State: Fourth
Date of Birth: December 31, 1962
Hometown: Scottsdale, Ariz.
Spouse: Lisa
Children: Jazmin, Tasha, Shyanne, Charles, Jr., Chanel (deceased)

EDUCATION

Arizona (1987)
 Bachelor's in Business Administration

PLAYING EXPERIENCE

Scottsdale CC, Offensive Line (1981-82)
 Arizona, Offensive Line (1983-84)

COACHING EXPERIENCE

1988.....Arizona, graduate assistant
 1989.....Scottsdale CC, assistant coach (OL)
 1990-91.....Northern Arizona, assistant coach (OL)
 1992-2002.....Arizona, assistant coach (OL)
 2003.....Arizona, assistant coach (OL)
 2004.....Washington, assistant coach (OL)
 2005-08.....Utah, assistant coach (OL)
 2009-12.....Kansas State, assistant coach (OL)

BOWL EXPERIENCE

1992 John Hancock Bowl.....Arizona
 1994 Fiesta Bowl.....Arizona
 1994 Freedom Bowl.....Arizona
 1997 Insight.com Bowl.....Arizona
 1998 Holiday Bowl.....Arizona
 2005 Emerald Bowl.....Utah
 2006 Armed Forces Bowl.....Utah
 2007 Poinsettia Bowl.....Utah
 2009 Sugar Bowl.....Utah
 2010 Pinstripe Bowl.....Kansas State
 2012 Cotton Bowl.....Kansas State



The Dickey family



MO LATIMORE

*Interior Defensive Line
29th Year - Kansas State '76*

A former All-American lineman for the Wildcats in the 1970s, Mo Latimore is the longest tenured assistant coach in the Big 12 Conference and will enter his 29th season at Kansas State in 2012 as the team's interior defensive line coach.

Latimore has been a fixture at Kansas State since returning to his alma mater in 1994 following a five-year stint at Missouri. He has played an integral role in Kansas State's ascent to one of the nation's elite programs, helping the Wildcats to 10 seasons of nine or more wins and 13 bowl games. He has also been a big reason for K-State's strong presence on defense and has mentored lines that helped the Wildcats rank among the nation's top 10 in total defense several times, including top-5 rankings in 1995, 1997, 1998, 1999, 2000, 2001 and 2002.

During the last 17 seasons, Latimore has helped coach four All-Americans, including first-team honorees Tim Colston (1995) and Mario Fatafehi (2000), two conference Defensive Newcomers of the Year (Fatafehi in 1999 and Tank Reese in 2001) and one conference Defensive Player of the Year (Colston; 1995). Over the past four seasons, five Wildcat defenders have earned all-conference honors, including Ray Kibble, Jeffrey Fitzgerald, Ian Campbell, Eric Childs and Brandon Harold. Kibble was a mainstay in the middle last season and a big part of K-State's 10-win season and berth in the AT&T Cotton Bowl. Campbell earned three straight all-conference awards and left Kansas State as one of the program's best defensive ends. Harold was one of the top freshmen defenders in the country in 2008 and led the nation in sacks and tackles for loss among freshmen defensive linemen. Defensive tackle Raphael Guidry also made a lasting impact on special teams in 2011 as he set a new K-State record with five blocked kicks on the season.

In 2005, protégé Alphonso Moran received Big 12 all-freshman honors as well as honorable mention freshman All-America accolades from The Sporting News and in 2006 Campbell was selected as a consensus first team All-Big 12 performer as well as the Big 12 Defensive Player of the Year by the Houston Chronicle. Campbell again added first team honors in 2007, while defensive end Rob Jackson also garnered all-league accolades in 2008.

In his first season back at his alma mater, Latimore helped guide the Wildcats to the nation's top ranking in total defense, while also coaching Colston to third team All-America honors from The Associated Press. In 1995, Latimore helped Colston become the first defensive lineman in school history to earn first team All-America accolades and Big Eight Defensive Player of the Year honors.

Beginning in 1997, Latimore coached at least one all-conference linemen for six consecutive seasons, including three first-team honorees. Fatafehi became the first of two Latimore protégés to earn Big 12 Newcomer of the Year honors. In 2000, he coached a defensive line that saw three of its four starters (Monty Beisel, Chris Johnson and Fatafehi) earn All-Big 12 honors, while Fatafehi became Latimore's second first team All-American in six seasons. Also, the line recorded 39 sacks and helped the Cats finish fourth nationally in total defense. Latimore saw his second player, Tank Reese, earn Big 12 Defensive Newcomer of the Year honors in 2001, as well as first team all-league recognition in both 2001 and 2002.

The 2006 campaign brought even more success as Latimore's unit was at the forefront of a defense that led the Big 12 in sacks and ranked sixth nationally with 40, including a school-record 11.5 by Campbell. The 2007 line ranked second in the Big 12 in sacks, again led by Campbell.

Latimore began his coaching career at K-State in 1976 under Ellis Rainsberger as a graduate assistant. After 10 years in various roles on the Kansas State staff, Latimore moved to Texas-El Paso in 1986 under Coach Bob Stull, where he coached the defensive line for three seasons. He helped the Miners to the school's first 10-win season in 1988, which cumulated in the school's first bowl game in 21 years - the 1988 Independence Bowl. In 1989, Latimore moved with Stull to Missouri, where he coached until 1993. One of the top linemen in K-State history, Latimore earned third team All-America honors and first team All-Big Eight accolades while also serving as team captain in 1971. He played in the 1971 Senior Bowl and North-South Bowl before being drafted in the seventh round by the New York Jets. He went on to play four years in the CFL with Calgary, Saskatchewan and Hamilton. He transferred to K-State prior to the 1970 season after two years at Hutchinson Junior College. A native of Byron, Ga., Latimore, earned his bachelor's degree in physical education in 1976. He is married to the former D'Anne Mitchell. The couple has two children, M.L. and Mallory.

The Latimore File

PERSONAL

Year at K-State: 29th
Date of Birth: July 29, 1949
Hometown: Byron, Ga.
Spouse: D'Anne
Children: M.L., Mallory

EDUCATION

Kansas State (1976)
 B.A. Physical Education

PLAYING EXPERIENCE

Hutchinson JC, Guard (1968-69)
 Kansas State, Guard (1970-71)

COACHING EXPERIENCE

1976-77Kansas State, graduate assistant (offense)
 1978-79Kansas State, assistant coach (OL)
 1980Kansas State, assistant coach (DE)
 1981Kansas State, assistant coach (OLB)
 1982Kansas State, assistant coach (DE)
 1983-85Kansas State, assistant head coach (DE)
 1986-88Texas-El Paso, assistant coach (DL)
 1989-93Missouri, assistant coach (DL)
 1994-2012Kansas State, assistant coach (DL)

BOWL EXPERIENCE

1982 Independence BowlKansas State
 1988 Independence BowlUTEP
 1994 Alola BowlKansas State
 1995 Holiday BowlKansas State
 1997 Cotton BowlKansas State
 1997 Fiesta BowlKansas State
 1998 Alamo BowlKansas State
 1999 Holiday BowlKansas State
 2001 Cotton BowlKansas State
 2001 Insight.com BowlKansas State
 2002 Holiday BowlKansas State
 2004 Fiesta BowlKansas State
 2006 Texas BowlKansas State
 2010 PinStripe BowlKansas State
 2012 Cotton BowlKansas State



The Latimore family



MICHAEL SMITH

Wide Receivers
16th Year - Kansas State '95

Former Wildcat wide receiver and assistant coach Michael Smith returns for his fourth season back at Kansas State as the wide receivers coach under head coach Bill Snyder after he returned to the sidelines in 2009.

Smith, who was named one of the top 10 recruiters in the Big 12 Conference this past season by Rivals, spent the first 11 years of his coaching career at Kansas State and was the running backs coach at Rice in 2006 before moving to Arizona for the 2007 (running backs) and 2008 (inside receivers) seasons.

Last season, Smith helped true freshman Tyler Lockett make an instant impact on the program as the receiver and kick returner was named a Walter Camp All-American, the only freshman named to the prestigious squad, Big 12 Offensive Freshman of the Year and First Team All Big 12. Lockett finished the year with two kick returns for scores, averaged 35.2 yards per return and also caught 18 balls for 246 yards and three touchdowns. Chris Harper led the team in receiving under Smith's guidance with 40 catches for 547 yards and five touchdowns.

In 2010, Smith tutored a wide receiver group that saw numerous players step up and contribute throughout a season that saw several injuries at the position. Aubrey Quarles provided the most consistency throughout 2010 en route to All-Big 12 honors, while newcomers Tramaine Thompson, Brodrick Smith and Harper all proved they had playmaking abilities.

In 2009, K-State was led by All-American and current Washington Redskin Brandon Banks, who set school and Big 12 records in kickoff returns as well as leading the squad in receptions in 2009. Banks led the Big 12 and was eighth nationally with his 174.8 all-purpose yards per game average and ranks third in school history with 3,828 career all-purpose yards. At wide receiver, Banks also led the team in receptions (56) and receiving yards (705) this past season while he also ranks seventh in K-State history with 123 career receptions and ninth in career receiving yards with 1,754.

Smith helped lead Arizona to a 2008 Las Vegas Bowl win over BYU while he tutored Mike Thomas, who became the Pac-10 career receptions record holder with 259 grabs. In 2007, Smith coached true freshman tailback Nic Grigsby to a 700-yard performance in seven starts, emerging from reserve to fulltime duty.

At Rice, Smith helped the Owls to a 7-6 record in 2006, advancing to their first bowl game in 45 seasons and coached senior Quinton Smith to 1,096 yards in 2006, only the sixth Owls' running back in history to eclipse the 1,000-yard mark.

The 1995 Kansas State graduate has coached the top three career rushing leaders in K-State history in Darren Sproles, Eric Hickson and Mike Lawrence. Smith also directed a running back to the single-season rushing record in three of his last five seasons at K-State during his first tenure, including Sproles, a first team All-American. Sproles surpassed the mark during the 2003 season with 1,986 yards, which ranked as the 10th best rushing total in NCAA history. At the conclusion of the 2003 regular season, Sproles finished fifth in Heisman Trophy voting and was the runner-up for the Doak Walker Award.

A second team All-Big 12 pick in 2002, Sproles rushed for 1,465 yards and 17 touchdowns. Sproles concluded his four-year career as the Big 12's leader in all-purpose yards with 6,812 and the Wildcats' career rushing leader with 4,979 yards. In 2001, Josh Scobey set the single-season rushing record and career rushing TD mark at Kansas State with 1,263 yards and 31 career TDs.

After spending the 1992 season in the NFL with Kansas City, Smith returned to K-State as a student assistant. As a graduate assistant in 1995 and 1996, Smith assisted Greg Peterson with the receivers and helped tutor wideouts Kevin Lockett and Mitch Running, who became just the fifth receiving tandem in Big Eight history to snag at least 50 passes in the same season. In nine seasons as running backs coach, Smith coached seven former backs in the NFL, including David Allen (Jacksonville and St. Louis), Rock Cartwright (Washington), Thomas Clayton (New England), Joe Hall (Kansas City), Frank Murphy (Chicago, Tampa Bay, Houston and Miami), Scobey (Arizona) and Sproles (San Diego).

During his playing career, Smith was known as one the Big Eight's all-time great receivers. He concluded his playing career as the Big Eight's second-leading receiver with 179 receptions, trailing just All-American Hart Lee Dykes. The total of 179 catches ranked 40th in NCAA history at the time.

Smith was named third team All-American in 1991, honorable mention All-American in 1989 and a two-time All-Big Eight selection (1989 and 1991).

His career total of 2,457 receiving yards was third-best in Big Eight history behind Dykes and 1972 Heisman Trophy winner Johnny Rodgers. The total was bolstered by nine 100-yard receiving games, which was a school record at the time. Smith also posted three of the top four games in K-State history with 179 yards vs. New Mexico (1990), 174 yards vs. Washington (1991) and 172 vs. Nebraska (1991). Smith also owned three of the top five reception games in school history. He led the Big Eight as a sophomore in 1989 and was seventh in the nation with 70 catches for 816 yards. In 1990, he had 46 receptions for 796 yards and tallied 55 for 768 in 1991.

Smith is married to the former Karyn Tieken. Smith has four children: Kylie, Kenzie, Kason and Kamryn.

The Smith File

PERSONAL

Year at K-State: 16th
Date of Birth: November 21, 1970
Hometown: New Orleans, La.
Spouse: Karyn
Children: Kylie, Kenzie, Kason, Kamryn

EDUCATION

Kansas State (1995)
B.S. Social Science

PLAYING EXPERIENCE


Kansas State, Wide Receiver (1988-91)
Kansas City Chiefs (1992)

COACHING EXPERIENCE

1993.....Kansas State, student assistant coach
1995-96.....Kansas State, graduate assistant
1997-2005.....Kansas State, assistant coach (RB)
2006.....Rice, assistant coach (RD)
2007.....Arizona, assistant coach (RB)
2008.....Arizona, assistant coach (WR)
2009-12.....Kansas State, assistant coach (WR)

BOWL EXPERIENCE

1993 Copper Bowl.....Kansas State
1995 Holiday Bowl.....Kansas State
1997 Cotton Bowl.....Kansas State
1997 Fiesta Bowl.....Kansas State
1998 Alamo Bowl.....Kansas State
1999 Holiday Bowl.....Kansas State
2001 Cotton Bowl.....Kansas State
2001 Insight.com Bowl.....Kansas State
2002 Holiday Bowl.....Kansas State
2004 Fiesta Bowl.....Kansas State
2006 New Orleans Bowl.....Rice
2008 Las Vegas Bowl.....Arizona
2010 PinStripe Bowl.....Kansas State
2012 Cotton Bowl.....Kansas State



The Smith family



SCOTTY OHARA

Offensive GA
Second Year - Arizona '08

Scotty Ohara enters his second season at Kansas State and his first as the Offensive Graduate Assistant. During the 2011 season, Ohara served the position of Offensive Quality Control.

Prior to his stint at K-State, Ohara worked three years as an undergraduate at the University of Arizona, working with current Wildcat assistant coaches Dana Dimel and Michael Smith. He was a three-year student manager from 2005-07, while he was a volunteer assistant during the 2007 season in which he was in the press box on game days to chart offensive notes. During the 2008 season, he took on an increased role as he assisted Dimel with the running backs and tight ends by working on opponent film breakdown, produced weekly run game and third-down analysis, while he met with younger running backs for weekly film study, blitz recognition and playbook review.

Following his time at U of A, Ohara was the wide receivers coach at Menlo College in Atherton, Calif., as he helped develop offense schemes and create game plans while making all personnel decisions associated with the wide receiver position.

A native of San Jose, Calif., Ohara prepped at Pioneer High School before playing one year collegiately at Chapman University in Orange, Calif. He obtained his Bachelor's Degree in Molecular and Cellular Biology from Arizona in 2008.

The Ohara File

PERSONAL

Year at K-State: Second
Date of Birth: May 14, 1985
Hometown: San Jose, Calif.

EDUCATION

Arizona (2008)
B.S. in Molecular and Cellular Biology

COACHING EXPERIENCE

Pioneer High School Graduate Assistant (2003); Arizona Student Offensive Assistant (2008); Menlo College Assistant (2009-10); K-State Offensive Quality Control (2011).



BLAKE SEILER

Defensive GA
Second Year - Kansas State '06

A defensive end from 2004-06, Blake Seiler is in his second year as the defensive graduate assistant for Kansas State. In his current role, Seiler helps the defensive coaching staff break down film and help run the scout team. Prior to his term as a defensive graduate assistant, Seiler served as an office assistant.

Seiler was a former walk-on who transferred to K-State from Oklahoma State where he was a member of the Cowboy wrestling squad. The Goddard, Kan., product earned First Team Academic All-Big 12 honors during his final three years in Manhattan while becoming one of the biggest contributors on defense. As a senior in 2006, Seiler made 21 tackles, including a career-best four sacks. He registered at least one tackle in 11-of-13 games and had multiple stops six times as he helped the Wildcats earn a trip to the 2006 Texas Bowl.

During an 11-game 2005 season, Seiler carded a career-best 34 tackles, including a season-high seven against Texas A&M. That season, Seiler won honored with the program's Nancy Bennett Award, representing fight, spirit and a positive nature.

Seiler saw action in all 11 games in 2004 as a sophomore, being credited with six tackles, including 1.5 for loss. He earned the Kansas State Purple Pride Award as the walk-on that displayed quality play, leadership and work ethic.

Seiler graduated from Kansas State in 2006 with a degree in mechanical engineering. He also holds a master's degree from Wichita State.

The Seiler File

PERSONAL

Year at K-State: Second
Date of Birth: March 31, 1985
Hometown: Goddard, Kan.

EDUCATION

Kansas State (2006)
Mechanical Engineering

PLAYING EXPERIENCE

Kansas State, Defensive End (2004-06)

CHRIS DAWSON

*Strength and Conditioning
Third Year - Oklahoma '95*



The Dawson File

PERSONAL

Year at K-State: Fourth
Hometown: Houston, Texas
Spouse: Dawn
Children: Madison, Meyer

EDUCATION

Oklahoma (1995)
Business Management

Oklahoma (1999)
Master's in Business Management

PLAYING EXPERIENCE

Oklahoma, Linebacker (1992-94)

COACHING EXPERIENCE

1995Oklahoma, graduate assistant
1996-2000Oklahoma, asst. strength coach
2000Las Vegas Outlaws (XFL), team administrator
2001-02Minnesota, head strength coach
2003-09Kansas, head strength coach
2010-12Kansas State, head strength coach

BOWL EXPERIENCE

1993 John Hancock BowlOklahoma
1994 Copper BowlOklahoma
1999 Independence BowlOklahoma
2002 Music City BowlMinnesota
2003 Tangerine BowlKansas
2005 Fort Worth BowlKansas
2008 Orange BowlKansas
2008 Insight BowlKansas
2010 Pinstripe BowlKansas State
2012 Cotton BowlKansas State

Chris Dawson, a veteran of more than 15 years in the field of strength training, is in his third season as Kansas State's Director of Strength and Conditioning.

Dawson manages the department's total strength program, overseeing five full-time assistant coaches, while providing daily leadership for the Wildcats' football strength and conditioning program. The Houston, Texas, native spent the previous seven seasons as the head strength and conditioning coach at the University of Kansas before coming to Manhattan. Under Dawson's tutelage, 30 players have been drafted by NFL teams including seven that were taken in the first two rounds of the NFL Draft.

At Kansas, Dawson was a part of four bowl teams from 2003-2008, including a 2008 BCS appearance in the Orange Bowl. Following the successful 2007 campaign, Dawson was awarded the National Collegiate Strength and Conditioning Coach of the Year Award by the Professional Football Strength and Conditioning Coaches Society.

Dawson worked the 2001 and 2002 football seasons as the head strength and conditioning coach for the University of Minnesota after serving a five-year stint at Oklahoma, his alma mater. While with the Sooners, Dawson worked with the football and men's basketball teams.

Before taking the position at Minnesota, he spent three months with the Las Vegas Outlaws of the XFL and two months with the Dallas Cowboys as a strength and conditioning intern.



Dawson credits his success in the strength field to his mentors at Oklahoma. He learned under Joe Juraszek, who was the strength coach at OU during his playing days and is the current head strength coach for the Dallas Cowboys. He also received valuable guidance from Blair Prince, Pete Martinelli, and Jerry Schmidt, the current strength coach at Oklahoma.

Dawson played linebacker for the Sooners from 1992-94 and participated in a pair of postseason contests - the 1993 John Hancock Bowl and the 1994 Copper Bowl. He received his bachelor's degree in business management in 1995 and his master's degree in business administration in 1999, both from Oklahoma.

Dawson and his wife, Dawn, have two children, twins Madison and Meyer.



The Dawson family

JOE GORDON

**Director of Recruiting Operations
Fourth Season**



Former Wildcat great Joe Gordon, a defensive back from 1993-96, returned to Kansas State in 2009 and enters his fourth season as the director of recruiting operations. In his position, Gordon assists with the day to day operations of the football program and organizes and oversees K-State's recruiting efforts.

An All-American cornerback in 1995 as a junior, Gordon came to Kansas State from the private sector, where he has worked in various capacities over the previous 11 years, most recently as a partner at MWA Employee Benefits, LLC, and the owner of Joe Gordon Sports Training.

After receiving his bachelor's degree in criminology from K-State in 1996, Gordon spent the 1997 season with the St. Louis Rams before heading to NFL Europe in 1998 where he played for the Rhein Fire.

While at Kansas State, Gordon was a two-time All-Big Eight selection after stellar seasons as a sophomore and junior. Gordon, a native of Arlington, Texas, and a preseason All-American, played in just four games as a senior in 1996 as he suffered an injury to his leg.

During his sophomore season in 1994, Gordon became the first sophomore cornerback since 1984 to earn first team all-conference honors after he totaled 50 tackles and 11 pass breakups. He followed that with a 48-tackle junior season with 13 pass breakups en route to All-America honors. As a junior, Gordon allowed just 12 completions after lining up in man coverage a total of 332 times and helped the Wildcat pass defense rank third nationally with a 136.8 yard-per-game average through the air.

Joe and his wife Angela have four sons, LeAndrew, Sergio, Xavier and Diesel.

INGE JORGENSEN

**Assistant Director of Football Operations
Sixth Season**



Inge Jorgensen is in her sixth season at Kansas State and second as the assistant director of football operations. Jorgensen assists with much of the daily operations and travel of the Wildcat football program. In addition to coordinating several special projects, Jorgensen also oversees K-State's Golden Cats alumni program.

A 2003 graduate of the University of Virginia with a bachelor's in sociology, Jorgensen added a master's in education to her academic resume from UVA in 2005. While at Virginia, Jorgensen was a three-time All-American and four-time ACC champion in the javelin. Away from the track, Jorgensen was active on the student-athlete advisory committee, as a student-athlete mentor and participated in numerous philanthropic and honor societies. She also served internships in the athletics depart-

ment, football office and in the sports department with Charlottesville, Va., NBC affiliate WVIR.

After completing her master's, Jorgensen worked in real estate and software sales and also assisted as a volunteer track & field coach at Florida Atlantic University before joining the football staff at K-State in 2006.

TAYLOR BRAET

**Special Teams Quality Control
Seventh Season**



Taylor Braet enters his seventh year at Kansas State and his second as a quality control assistant for special teams.

Braet came to K-State as a student assistant coach in 2006 working with the defense and special teams and continues to help in those areas as a quality control assistant.

Prior to his stint in Manhattan, Braet was a student assistant at Butler Community College under his father, associate head coach Steve Braet, and head coach Troy Morrell. Braet worked with the linebackers during the Grizzlies' 2003 National Championship run, while he helped with the defensive ends in 2004 and 2005 as Butler won conference championships all three seasons.

Born and raised in Wichita, Braet graduated from Wichita Heights High School in 2003 and went through spring practices at Butler until an injury ended his career and he began his coaching career.

AL CERBE

**Football Equipment Manager
Sixth Season**



Al Cerbe is in his sixth season at K-State and his second as equipment manager for the Wildcats' football program.

Cerbe, who received his accreditation from the Athletic Equipment Managers Association (AEMA) in the summer of 2011, oversees all aspects of equipment and apparel distribution and maintenance. He also helps oversee the operations of K-State's student equipment managers.

Cerbe came to K-State from the University of Memphis, where he served as a student equipment manager. In addition to his work at Memphis, Cerbe has also served equipment manager internships with the Baltimore Ravens, the Las Vegas Gladiators and the Memphis Xplorers before becoming the Head Equipment Manager for the Xplorers in 2006.

A product of Horn Lake, Miss., Cerbe began his career in 2004 as the head equipment manager at Northeast Mississippi Community College and graduated from Kansas State in 2010.

SCOTT EILERT

**Senior Video Coordinator
21st Season**



Scott Eilert is in his 21st season overseeing the football program's state-of-the-art video editing system as Kansas State's senior video coordinator.

Eilert coordinates and implements the use of video technology for practices and games, while he manages statistical analysis tools for the coaching staff which are both used in preparing materials to create game strategies. Eilert also produces weekly highlights and manages all content for the annual K-State Football awards ceremony.

A founding member of the Collegiate Sports Video Association (CSVA) and former executive officer of CSVA, Eilert has been named Big 12 Video Coordinator of the Year three times by the organization and in 1998 was selected as the CSVA National Video Coordinator of the Year. In 2001 and again in 2003, Eilert won Savvy Awards for best motivational video. More recently, his 2010 submission in the "highlight" category placed second.

A 1991 K-State graduate, Eilert spent three years as K-State's assistant video director while an undergraduate student. He also spent one year as a video assistant with the Kansas City Chiefs as well as working for the Kansas City ABC affiliate, KMBC.

A native of Overland Park, Eilert is married to the former Megan Luke. The couple has two daughters, MaKenna and Hailey.

JOSIAH FEUERBACHER

**Asst. Video Coordinator
Seventh Season**



Josiah Feuerbacher is in his 11th season overall with the Kansas State video staff and his seventh as the football program's assistant video coordinator.

Named to his current post in 2006, Feuerbacher assists with all aspects of K-State's coaching video acquisition, editing and distribution process and also helps oversee the department's student video staff.

Feuerbacher has also proven himself to be a valuable graphics designer during his stint as a full-time staffer and has produced many of the visual elements currently on display in the Vanier Football complex.

A 2006 K-State graduate with a bachelor's degree in mass communications, Feuerbacher spent four years as a student assistant on Scott Eilert's staff from 2002-05 before being named to his current full-time post.

A product of Oskaloosa, Kan., Feuerbacher's family includes his wife, Kendra.

JOAN FRIEDERICH

**Head Coaches' Secretary
42nd Season**



Joan Friederich is in her 42nd year with the Kansas State athletics department, including her 40th with the Wildcat football program. After working with the assistant coaches for more than eight years, she has been the secretary to the head football coach since 1980.

Following the 1998 football season, the Joan Friederich Award was begun to honor the individual who, through his unselfishness, leadership and commitment to K-State football, best represents the team concept.

Friederich was presented with the Admiral U.S. Grant Sharp Trophy at the 1999 Culligan Holiday Bowl for the person who best exemplifies the spirit of unselfish dedication and teamwork which resulted in little recognition or acclaim for him or herself, but contributed significantly to an outstanding season for the team.

A native of Leonardville, Kan., Friederich has three children - Rick, Nancy and Janet - and three grandchildren, including current Wildcat fullback Brad Duncan.

KACEY HARPER

**Recruiting Administrative Assistant
Fourth Season**



Kacey Harper is in her fourth season as the program's administrative assistant for recruiting. In her role, Harper assists with the daily recruiting operations for the football program.

Harper began working with the football program in 2005, serving three years as a student assistant. She spent the 2008 season as a graduate assistant before being hired on full time.

A native of Emporia, Kan., Harper earned her bachelor's degree in Family Studies and Human Services from K-State in 2008 and obtained a master's degree in Counseling and Student Development from K-State in 2011.

RAGEAN HILL

**Program Director for Football Academics
Seventh Season**



Former standout track & field athlete Ragean Hill returned to her alma mater in 2007 and is in her second stint with K-State's student services unit.

In her current role as the program director of football academics, Hill monitors student-athlete course work, degree progression and eligibility. She is also responsible for study table supervision and tutorial development.

Hill earned her bachelor's degree in life science in 2002 and in 2003 began her career in academic services as a graduate assistant at K-State working with the football program.

After receiving her master's in adult occupational continuing education from K-State in 2004, Hill accepted an academic counselor position at the University of Nebraska, where she also served as the coordinator of multicultural programs. While at Nebraska, Hill was honored with the student-faculty recognition award for excellence. She was also named the 2006 National Association of Academic Advisors for Athletics (NAAAA) Professional Promise award winner.

In the fall of 2006, Hill served as an academic advisor and the director of diversity and inclusion at Wisconsin before returning to K-State to assume her current position.

A product of Redlands, Calif., Hill ran track at Cal State Northridge from 1997-99 before transferring to Kansas State and helping the Wildcats win the 2001 Big 12 outdoor championship. While at CSUN, Hill was a two-time all-conference selection and in 1998 captured the Big Sky Conference 55-meter indoor title.

MINDY HOFFMAN

**Assistant Athletic Trainer
Seventh Season**



Mindy Hoffman is in her seventh year as assistant athletic trainer at Kansas State University and her sixth working with the football program. Hoffman serves as the assistant athletic trainer for football and men's and women's golf.

Prior to her arrival at K-State, Hoffman spent two years at the Texas Tech University Health Sciences Center where she received her master's of athletic training in May 2006. While at Tech, she worked primarily with the football team for two years and the women's basketball team for one season. She also spent time assisting an orthopedic surgeon while working on her master's degree.

Hoffman received her bachelor's degree in physical education from Purdue University in May 1999. She spent four years as a teacher and coach before pursuing a career in athletic training.

Hoffman, a native of Royal Center, Ind., is a certified athletic trainer, member of the National Athletic Trainers Association and resides in Manhattan.

DARREN HONEYCUTT

**Assistant Strength and Conditioning Coach
Sixth Season**



Darren Honeycutt is in his sixth season at K-State as the assistant strength coach for football and assists Chris Dawson in all aspects of the team's strength and conditioning training.

Prior to arriving at K-State, Honeycutt served as the assistant strength coach at the University of Pittsburgh.

Honeycutt received his start as a strength and conditioning coach and worked as an assistant on the staff at Appalachian State from 1991-94. Honeycutt's background also includes plenty of Big 12 history. From 1994-96 he served as an assistant strength and conditioning coach at Texas Tech working with the Red Raiders' football program. Honeycutt also worked in a similar position at Baylor from 1996-2000 before eventually heading to Louisville, where he worked with the Cardinals from 2000-2003.

Honeycutt earned his bachelor's degree in exercise science from Lenoir-Rhyne College in 1991 and later added a master's degree from Appalachian State in 1994.

RYAN LACKEY

**Assistant Director/
Athletics Communications
Sixth Season**



Ryan Lackey is in his sixth year as an Assistant Director of Athletics Communications and his 10th year overall at Kansas State. In his capacity, Lackey works primarily with the Wildcat football and baseball programs, while he oversees publicity efforts for men's and women's golf.

Lackey started as a student assistant in the sports information office working with the men's and women's cross country teams in 2004 and the men's golf team in 2005-07 before moving to his full-time position prior to the 2007 football season. Both his 2006-07 men's golf, and his 2008 and 2009 baseball media guides earned "Second in the District" honors from CoSIDA, while his 2009 baseball media guide was judged "Ninth in the Nation."

A native of Overland Park, Kan., Lackey is a 2007 graduate of Kansas State. He is married to the former Natalie Robson and the couple reside in Manhattan.

KENNY LANNOU

Assistant AD/
Communications
10th Season



Kenny Lannou is in his 10th year overall in the K-State Athletics Department and his fifth overseeing the Athletics Communications Office. Last year, Lannou was promoted to Assistant Athletics Director for Communications. In his role, Lannou oversees all operations of the office and assists with the overall public and media relations planning strategies of the athletics department and the Wildcat football program.

A 2001 Baylor University graduate, Lannou began his professional career in 2001 as a Media Relations Assistant at Auburn University before being named the Assistant Sports Information Director at Northwestern State University in 2002. A member of CoSIDA and the Football Writers Association of America, Lannou has earned numerous awards for his publications including the 2010 football media guide, which placed fifth nationally. Lannou came to K-State as Assistant SID in 2003 before being named to his current position in 2007.

He is married to the former Susan Haug, and the couple resides in Manhattan.

COREY MEREDITH

Assistant Strength and
Conditioning Coach
Third Season



Corey Meredith joined the Kansas State staff in the fall of 2010 as an assistant strength and conditioning coach for football, while he also works with the men's and women's golf teams.

Meredith played college football at Bethany College in Lindsborg, Kan. He was a team captain and all-conference selection in 1999 as well as an academic all-conference pick in 1998-99, while he earned academic all-America honors in 1999. He graduated Cum Laude from Bethany College in 2000.

Meredith was a Strength Assistant for the Kansas City Chiefs for the 2001-04 seasons, including a playoff appearance in 2003. Following his work with the Chiefs, Meredith worked at the University of Kansas from 2005-09 as he worked with the football and women's tennis programs. He earned his master's degree in exercise science from Kansas in 2008.

WILL RODECAP

Head Equipment Manager
Second Season



Will Rodecap enters his second season as the Head Equipment Manager at Kansas State. In his role, Rodecap handles the ordering, maintaining and distributing of all departmental Nike equipment and apparel.

Rodecap came to K-State in 2011 from Kansas, where he served for three seasons. He started as a graduate assistant at K-State for one year before serving as head equipment manager at Tulsa (1995-98) and Colorado State (1998-2005). He spent three years in the private sector before joining KU in 2008.

Rodecap, who is a member of the Athletic Equipment Managers Association (AEMA), signed to play football at Highland Community College before knee injuries shortened his career. He graduated from Kansas State in 1993 and received his master's degree from Colorado State in 2010.

MATT THOMASON

Head Athletic Trainer
11th Season



Matt Thomason enters his 11th season working with the Kansas State football program and his eighth as K-State's head athletic trainer. Thomason works primarily with the Wildcat football team, but also oversees all administrative responsibilities of the sports medicine department.

Thomason, who received his master's in kinesiology at K-State, is a 2001 cum laude graduate of Texas Tech. While at Tech, he served as a student athletic trainer and worked closely with the football, baseball, women's soccer and track & field teams.

A certified member of the National Athletic Trainers' Association, he is also licensed in the state of Kansas and Texas as an athletic trainer. Thomason is married to the former Kelly Kurtz. The couple has two children, Hayden and Reagan.

TERESA WILLIAMS

Assistant Coaches
Administrative Assistant
18th Season




Teresa Williams returned to Kansas State in 2009 and enters her 18th year overall working with the K-State football program. In addition to coordinating special projects for Coach Snyder, her primary responsibilities include working with the assistant coaches with game preparation, coordinating and producing the annual awards ceremony and assisting with bowl plans.

She earned a degree in theater from St. Mary College in 1973. A native of Shelbina, Mo., she has three children - Molly, Kelly and T.K. - and two grandsons.



22



DANTE BARNETT
Tulsa, Okla.
Booker T. Washington HS

DB / 6-1 / 186 / Fr.-HS


A speedy and physical defensive back who enrolled last spring and participated in spring drills.

HIGH SCHOOL: Recorded 100 tackles and nine interceptions on his way to earning second team all-state honors as a senior in 2010... Also hauled in 10 touchdowns as a receiver... Recorded 101 tackles as a junior and also caught 32 passes for 775 yards and six touchdowns... Led Booker T. Washington to a 13-1 record and a 2010 state championship... Also collected nine interceptions as a junior... High school teammates with Tyler Lockett and Keenan Taylor.

PERSONAL: Dante Barnett was born June 14, 1993... Son of Larry Barnett and Tiah Pankey.



9



TAVARIUS BENDER
Lincoln, Neb.
Lincoln Southwest HS

QB / 6-3 / 210 / Fr.-HS


An athletic quarterback who graduated high school early to participate in spring practice.

HIGH SCHOOL: Rated the No. 20 dual-threat quarterback in the country by Rivals and the No. 1 overall player in the state of Nebraska... Threw for 1,025 yards, rushed for 699 yards and accounted for 20 total touchdowns as a senior... 2011 Super State First Team pick and First Team All-City selection... Ran for 793 yards and five scores in 2010 while throwing for 970 yards and six touchdowns as a junior... Selected to the All-City Class A team and all-state team as a sophomore... No. 55-ranked QB in Class of 2012 as rated by ESPN... A 2010 Class A All-State selection... Accumulated a 3.5 GPA in high school.

PERSONAL: Tavarius Bender was born April 1, 1994... Son of Jeremy Bender.



25



JOSEPH BONUGLI
San Antonio, Texas
Warren HS

DB / 6-0 / 185 / So.-SQ

An athletic and hard-hitting defensive back who will look to continue to develop after an injury-plagued 2011.

2011: Did not see any action as a member of the squad.


2010: Redshirted.

HIGH SCHOOL: A three-star prospect and the 50th-best safety in the nation by Rivals in 2008... Finished his senior season (2008) with 115 tackles and three interceptions as Warren advanced to the second round of the Texas state playoffs... Tallied 79 tackles and four interceptions as a junior, leading the Warriors to the school's first district championship... Was a two-time first team all-area, all-district and district defensive MVP selection as a junior and senior... Also earned consecutive first-team all-state honors from the Texas Sports Writers Association... Maintained a 3.7 GPA.

PERSONAL: Born on April 4, 1991... Son of Robert and Susan Bonugli... Plans on majoring in pre-med.



99



JAVONTA BOYD
St. Petersburg, Fla.
Butler CC

DL / 6-2 / 294 / Sr.-1L

A force up front who will battle for more playing time this fall following a reserve role in 2011.

2011: Appeared in five games and recorded a total of three tackles... Had one stop each in wins over Baylor, Texas Tech and Kansas.

2010: Redshirted

COMMUNITY COLLEGE: Helped lead the Grizzlies to an 8-3 record and a Region VI and Jayhawk Conference runner-up finish... Was the 43rd rated junior college player in the nation according to Rivals.com... Finished his sophomore season with 54 tackles including 5 tackles for loss... Coached by Troy Morrell.

HIGH SCHOOL: The No. 58 player in the state of Florida and the 30th defensive tackle in the nation by Rivals.com... Played both tight end and defensive tackle for Northeast and starred as a center for the Viking basketball team.

PERSONAL: Javonta Leron Boyd was born September 10, 1988... Son of Soutrone Boyd... Majoring in education.



4

ARTHUR BROWN
 Wichita, Kan.
 Miami

LB / **6-1** / **228** / **Sr.-1L**

2012 All-America and All-Big 12 Candidate

A very talented player who stepped up and became not only a team leader but also one of the top linebackers in the Big 12... A Preseason All-American and First Team All-Big 12 selection by Phil Steele and *Athlon*... Rated the nation's fourth-best inside linebacker heading into 2012 and named a Preseason All-Big 12 player by *Lindy's*... A two-time team captain.

2011: Earned honorable mention All-America honors from *Sports Illustrated*... Named First Team All-Big 12 by the league's coaches, Associated Press, *Kansas City Star*, *Fort Worth Star-Telegram* and Rivals.com, while he was named the Big 12 Defensive Newcomer of the Year by the league's coaches, Associated Press, *Kansas City Star*, *Fort Worth Star-Telegram* and ESPN.com... Was a semifinalist for the Bednarik Award and was named to the watch lists for the Nagurski and Butkus Awards... Named the Midseason Defensive Player of the Year by ESPN.com and a first team midseason All-American by Phil Steele... Recorded a team-leading 101 tackles, including 9.5 for loss at two sacks... Was the first Wildcat to reach the 100-tackle mark since Brandon Archer in 2006... Finished eighth in the Big 12 in total tackles... Led team with seven tackles in season opener against Eastern Kentucky, including a half sack, and came back with a career-high 12 tackles, including a career-best 2.0 TFLs against Kent State... Registered six tackles, including a half TFL at Miami... Led team with eight tackles, including 1.5 sacks, against No. 15 Baylor... Recorded the first interception of the year on Heisman Trophy Winner Robert Griffin III, which led to the game-winning field goal... It was the only second-half interception thrown by Griffin III all year... Earned Big 12 Defensive Player of the Week honors following the game against BU... Tallied at least five tackles in each of the final nine games, including a career-high tying 12 against Iowa State... Set new career best in solo tackles against the Cyclones with nine... Made six spots, including two for losses, in the Cotton Bowl.

2010: Sat out after transferring from the University of Miami.

2009 (Miami): Played in all 12 regular season games and the Champs Sports Bowl... Registered 13 tackles, including a half tackle for loss and recovered one fumble... Had three stops at South Florida and two tackles against both Florida A&M and Central Florida... Recovered fumble came at Wake Forest.

2008 (Miami): Played in 11 games as a freshman, mostly on special teams but saw some action at linebacker against Duke... Had four tackles on the year.

HIGH SCHOOL: Played at Wichita East under coach Brian Byers ... Played in the U.S. Army All-American game... Made 151 tackles, 10 sacks and one fumble recovery for a touchdown, despite missing two games as a senior... Totaled 132 tackles and 12 sacks as a junior... Selected as a Parade All-American and named to USA Today's All-USA team... Also an EA Sports All-American.


PERSONAL: Arthur Brown was born June 17, 1990, in Wichita, Kan... Son of Arthur and Leionnie Brown... Majoring in social sciences.

CAREER STATS - DEFENSE

Year	G	UA	A	Total	TFL	Yds	PD	FF	FR
2008*	11	2	2	4	0.0	0	0	0	0
2009*	13	8	5	13	0.5	1	0	0	1
2011	13	57	44	101	9.5	26	3	0	0
TOTAL	37	67	51	118	10.0	27	3	0	1

* at Miami

CAREER-HIGHS - Tackles: 12, twice; Solos: 9, vs. Iowa State (12/3/11); TFL: 2.0, twice; Sacks: 1.5, vs. Baylor (10/1/11).



ARTHUR BROWN



45



MARQUEL BRYANT
Dallas, Texas
Skyline HS

DE 6-3 239 Fr.-RS

A long and athletic rush end who benefitted from a redshirt season in 2011 and will battle for playing time this fall.

2011: Redshirted.

HIGH SCHOOL: Rated as the 77th-best high school football recruit in the Dallas area by *The Dallas Morning News*... Named to the All-District 9-5A football team his senior season by TexasHSFootball.com... Led Skyline to a 9-3 overall record (7-0 league) and a District 9-5A title in 2010... High school teammate of fellow freshman Mike Moore.

PERSONAL: Marquel Bryant was born October 29, 1992... Son of James and Dawn Bryant... Has two siblings and is the cousin of current Dallas Cowboy receiver Dez Bryant.



33



MORGAN BURNS
Wichita, Kan.
Trinity Academy

DB 5-11 195 Fr.-HS

A very speedy defensive back who enrolled in the spring and participated in spring practice.

HIGH SCHOOL: The No. 14 player in the state of Kansas in 2010 according to Rivals.com... A three-time all-league pick at both defensive back and running back... Two-time all-metro selection... Rushed for 2,700 yards and 36 touchdowns over his last two seasons... Also a state champion in track at 100m, 200m and 400m and a member of the state-champion basketball squad.


PERSONAL: Morgan Burns was born May 19, 1993... Son of Brad and Greta Burns.



ANTHONY CANTELE



10



ANTHONY CANTELE
Wichita, Kan.
Kapaun Mt. Carmel HS

PK 5-10 181 Sr.-2L

2012 All-Big 12 Candidate

A reliable place kicker who is beginning his second season handling placements and kickoffs on a full-time basis... Earned Preseason Third Team All-Big 12 honors from Phil Steele... Enters his senior campaign with 18 career field goals, which ranks 10th in school history.

2011: Earned Honorable Mention All-Big 12 accolades from the Associated Press... Had 17 field goals in 2011 to tie for fifth in school history... Also seventh in single-season extra points with 48... Was 6-for-7 inside 30 yards, while he was true on 4-of-8 from 40-plus yards... Made three field goals against Kent State, Baylor and Iowa State, which is eighth in school history... Hit a 31-yard game-winning field goal against No. 15 Baylor, which propelled him to Big 12 Special Teams Player of the Week honors... Also earned the award after making a pair of game-tying field goals against Texas A&M and hitting field goals from 19, 37 and 47 against Iowa State... Connected on a 54-yarder against Oklahoma, the eighth-longest in school history and tied for the longest in the Big 12 during 2011... Was a perfect 8-for-8 on PAT attempts at Kansas, which tied for fourth in school history... Kicked off 76 times for a 62.2-yard average and 14 touchbacks.

2010: Began the year as K-State's regular kicker, hitting a 35-yard field goal and booting four touchbacks against UCLA, earning Big 12 Special Teams Player of the Week honors... His four touchbacks were the most by a Wildcat since 2008... Took a fake field goal in for a touchdown against Missouri State... Booted 15 touchbacks in 13 games played.

2009: Redshirted... A former soccer player at Missouri State who transferred to K-State prior to the 2009 season.

HIGH SCHOOL: A four-year letterwinner for Kapun Mt. Carmel, who was true on 20-of-23 career field goals, including a long of 50 yards... Connected on 145-of-147 PATs in his career... Was 10-of-12 in 2008... Named all-city four times, all-state three times and all-metro twice... Selected to the 2008 Kansas Shrine Bowl... Also lettered four years in soccer, leading his team to a state runner-up finish on two occasions... Was a three-time first team all-state, all-city and all-metro player, and the 2008 Kansas State Soccer Player of the Year.

PERSONAL: Anthony Mark Cantele was born January 15, 1990, in Atlanta, Ga... Son of John and Sue Cantele... Has one younger brother, Jack, who is also a kicker for the Wildcats... Majoring in kinesiology.

CAREER STATISTICS - KICKING

Year	FGM-A	Pct.	1-19	20-29	30-39	40-49	50+
2010	1-2	50.0	0-0	0-1	1-1	0-0	0-0
2011	17-23	73.9	1-1	5-6	7-9	3-6	1-1
TOTAL	18-25	72.0	1-1	5-7	8-10	3-6	1-1

CAREER-HIGHS - Field Goals: 3, three times; Long: 54, vs. Oklahoma (10/29/11).



ALLEN CHAPMAN

San Francisco, Cali.
City College of San Francisco

3

DB / 5-11 / 180 / Sr.-1L

A veteran corner who saw his playing time increase throughout 2011 and will help lead the secondary in 2012.

2011: Collected 50 tackles, one interception - which was returned for a TD - and five passes defended as he saw his playing time increase throughout the year... Best game was at No. 3 Oklahoma State in which he made five tackles and returned an interception 60 yards for a touchdown, the longest by a Wildcat since 2006... Led the team with a career-high 11 tackles against Oklahoma... Carded six stops against Oklahoma, while he registered seven tackles and three pass breakups against Texas A&M... Forced a fumble and made two tackles at Texas... Registered four tackles against Iowa State and five against Arkansas in the Cotton Bowl.

COMMUNITY COLLEGE: Recorded five interceptions with one returned for a touchdown as a freshman before carding five interceptions and returning one for a touchdown in 2010... Collected 39 total tackles (26 solo, 13 assisted) and one tackle for a loss... Had one sack, two fumble recoveries, one of which was returned for a 40-yard touchdown, and 12 pass breakups... Team-mate of fellow Wildcat Nigel Malone... Led City College to a 12-1 record in 2010 with a win in the NorCal Championship game, the 11th in school history... Fell to Mt. San Antonio Community College and fellow Wildcat Vai Lutui in the state championship game.

HIGH SCHOOL: A 2008 First Team All-BVAL Mt. Hamilton Division selection at Oak Grove High School... Named the 2008 Most Valuable Defensive Back... Also earned 2007 First Team All-BVAL Mt. Hamilton Division and 2007 All CCS Honorable Mention honors... Had three interceptions with four pass deflections and one forced fumble... Recorded 34 tackles (23 solo, 11 assisted)... Rushed for 332 yards and eight touchdowns during his senior campaign.

PERSONAL: Allen Chapman was born July 23, 1991... A sociology major.

CAREER STATS - DEFENSE

Year	G	UA	A	Total	TFL	Yds	PD	FF	FR
2011	12	36	9	45	0.0	0	5	1	0
TOTAL	12	36	9	45	0.0	0	5	1	0

CAREER-HIGHS - Tackles: 11, at Texas Tech (10/15/11); Solos: 11, at Texas Tech (10/15/11); PD: 3 vs. Texas A&M (11/12/11); INT: 1, at Oklahoma State (11/5/11).



JARELL CHILDS

Kansas City, Mo.
Oak Park HS

26

LB / 6-2 / 230 / Sr.-3L

A linebacker who will look to take on a leadership role in 2012... Was a running back as a freshman before switching to linebacker prior to his sophomore season of 2010.

2011: Saw time in 11 games, mainly on special teams and as a reserve linebacker... Totaled 11 tackles, including a season-best seven with one TFL against No. 15 Baylor... Carded two tackles against Iowa State and brought down one ball carrier at Kansas and Texas... Recovered a fumble against the Jayhawks.

2010: Finished the year fifth on the team in tackles with 53... Appeared in all 13 games, starting seven... Had a three-game stretch of 31 total tackles against Kansas, Baylor and Oklahoma State, after just 14 in the first five games... Set a career high with 15 stops against the Jayhawks, more than his previous five games combined (14)... Came back with 12 tackles at Baylor and four vs. the Cowboys... Had four stops, one TFL and a forced fumble at Colorado... Also totaled four stops in his first career start against UCLA, while collecting three tackles against Missouri State and Iowa State.

2009: Played in 11 total games at running back with 81 yards rushing... Rushed for 26 yards against Tennessee Tech and 53 yards against Texas A&M.

2008: Redshirted.

HIGH SCHOOL: Ranked as the No. 15 prospect in the state of Missouri by Rivals and 11th in the state by Scout.com while prepping at Oak Park High School... First team all-district by the Kansas City Star at defensive back... Named second team all-state at defensive back by the Missouri Football Coaches Association... Also named to the *PrepStar* All-Region team... Rushed for 1,580 yards and 21 touchdowns as a senior... Selected to play in the Missouri vs. Kansas All-Star Game... Was a standout performer at the 2007 Kansas City Nike Combine, finishing first among running backs and 10th overall in the bench press (26 reps)... One of the leading rushers in Kansas City in 2006, Childs had 1,333 yards and also had 38 tackles on defense... Played for head coach Keith Ross... Also lettered in track and basketball.

PERSONAL: Jarell Childs was born January 4, 1990... Parents are Angela Childs and Vernon Baston... Brother, Jaron Baston, played football at Missouri... Majoring in sociology/criminology.

CAREER STATS - DEFENSE

Year	G	UA	A	Total	TFL	Yds	PD	FF	FR
2010	13	30	23	53	1.0	2	0	1	1
2011	11	5	6	11	1.0	6	0	0	1
TOTAL	24	35	29	64	2.0	8	0	1	2

CAREER-HIGHS - Tackles: 15, at Kansas (10/14/10); Solos: 9, at Kansas (10/14/10); TFL: 1, at Colorado (11/20/10).



WILLIAM COOPER

Hayti, Mo.
Hayti HS

68

OL / 6-4 / 295 / Jr.-SQ

Offensive lineman who will continue to develop and look to work his way into the playing rotation.

2011: Did not see any action as a member of the squad.

2010: Did not see any action as a member of the squad.

2009: Redshirted.

HIGH SCHOOL: Named to the Missouri Football Coaches Association All-State First Team in Class 1... A first team all-region selection for Hayti High School along the offensive line... Earned First Team SEMO South All-Conference honors... Also averaged 13.0 points and 7.0 rebounds as a senior on the hardwood... Played for head coach David Gilmore... Valedictorian of his 2008 high school class.

PERSONAL: Born on February 7, 1990... Parents are William, Sr. and Betty Cooper... Majoring in life sciences.



KIP DAILY

College Station, Texas
Blinn College

7

DB / 5-11 / 185 / Jr.-RS

A talented corner who redshirted a year ago and will be looked upon to make a push for a starting role.

2011: Redshirted.

COMMUNITY COLLEGE: Played in 10 games for the national champion Buccaneers in 2009... Recorded 37 tackles with one coming for a loss... Had five interceptions and three fumble recoveries... Named to SWJCFC second-team on defense in 2010... Helped Blinn to a 20-4 combined record in two seasons... Was teammates with K-State linebacker Justin Tuggle.

HIGH SCHOOL: Selected first-team all-district and honorable mention all-state during senior season at A&M Consolidated High School... Led squad to a district title as a senior.

PERSONAL: Kip Daily was born December 30, 1990... Son of Andrew and Brenda Daily... Majoring in sociology/criminology.



ADAM DAVIS

Folkston, Ga.
Hutchinson CC

55

DE / 6-0 / 259 / Sr.-1L

A speedy and talented rush end who will look to provide a leadership role in 2012... A Preseason All-Big 12 selection by *Lindy's*.

2011: Started all 13 games at defensive end, tallying 34 tackles, including eight for losses and four sacks... All four sacks came in the final three games, including two in the Cotton Bowl... Also set a career best with three TFLs against Arkansas... Made three stops against No. 15 Baylor before setting a then-career high with five tackles against Missouri... Registered a sack at Texas before resetting his career high in tackles with six against Iowa State.

2010: Redshirted.

COMMUNITY COLLEGE: Named a Second Team NJCAA All-American at defensive end in 2009 at Hutchinson... Rated a four-star recruit and the 38th best junior college prospect by Rivals.com... Named to Prep Star's All-Region team... Racked up 14.5 sacks as a freshman, which is the third-best single-season mark ever at Hutchinson CC... Notched 8.5 sacks, including 4.5 coming against then fourth-ranked Butler Community College, as a sophomore... His 23 career sacks ranks second all-time in Blue Dragon history.

PERSONAL: Born February 12, 1988... Son of Teon Burroughs and Reacheal Davis... Majoring in Sociology/Criminology.

CAREER STATS - DEFENSE

Year	G	UA	A	Total	TFL	Yds	PD	FF	FR
2011	12	36	9	45	0.0	0	5	1	0
TOTAL	12	36	9	45	0.0	0	5	1	0

CAREER-HIGHS - Tackles: 11, at Texas Tech (10/15/11); Solos: 11, at Texas Tech (10/15/11); PD: 3 vs. Texas A&M (11/12/11); INT: 1, at Oklahoma State (11/5/11).



HUNTER DAVIS

Choctaw, Okla.
Choctaw HS


43

DE / 6-3 / 248 / Fr.-HS


A strong defensive end who enrolled in the spring and will add depth to the defensive front.

HIGH SCHOOL: Named to *PrepStar* Magazine's All-Midlands Region team in 2010 as a senior at Choctaw... Recorded 59 tackles (30 solo, 34 assisted) and 3.0 sacks during his senior season... Participated in Under Armour and U.S. Army Combines... Named all-conference, all-district and all-state as a senior... Nominated for the Wendy's Heisman Trophy for high school student-athletes... Was also a team captain.

PERSONAL: Hunter Davis was born December 12, 1992... Son of Ken and Bobbie Brewer... Relative of New England Patriots wide receiver Wes Welker.



9



RYAN DOERR
Katy, Texas
South Carolina

P
6-3
184
Sr.-3L

2012 All-Big 12 Candidate

Very talented punter who is entering his fourth season as the starter... Begins his season campaign ranked sixth in school history in career yardage and eighth in career average.

2011: A candidate for the 2011 Ray Guy Award... Averaged 40.8 yards per punt in 67 attempts, including eight that sailed 50 or more yards and 14 that were downed inside the 20... Punted six times for a season-best 46.0-yard average against Texas A&M... Hit a career-long 65-yarder against the Aggies... Registered a 44.0-yard average on three punts against Baylor... Tied his career high with three punts landing inside the 20-yard line against Kent State and also had two apiece against Texas Tech and Texas.

2010: A Third Team All-Big 12 selection by Phil Steele... Averaged 41.3 yards a punt and holds a career average of 41.3, which ranks sixth in school history... Averaged 45.0 yards or greater in four games, including a season-high 47.5 average vs. Iowa State and a 46.6-yard average at Colorado... Boomed a season-long 57-yarder at Missouri... Also held a 45.3-yard average vs. Oklahoma State and dropped two punts inside the 20... Had two punts for a 46.5-yard average at Kansas... Tied his career high with three punts inside the 20 vs. Nebraska and Texas.

2009: A talented punter who finished sixth in the Big 12 with a 41.9-yard average in conference games... Had a career day against Kansas when he hit three punts for a 46.3-yard average, including a 53-yarder, which tied his career high... Also dropped a season-high three punts inside the 20-yard line against the Jayhawks... Came back to boot one punt, a 49-yarder, which was downed inside the 20-yard line... Hit four punts for a 43.2-yard average, including two punts over 50 yards, at UCLA... Also had a 43.7-yard average at Oklahoma with one punt inside the 20.

2008: Sat out after transferring from South Carolina.


HIGH SCHOOL: Helped Katy High School to a 16-0 record and the 2007 Class 5A Division II state title in his senior season... Averaged 42.7 yards per punt during senior season... Tallied 57 touchbacks on 108 kickoff attempts... Rated the No. 18 kicker by Rivals.com his senior year... Prep All-American by numerous publications.

PERSONAL: Born June 19, 1989... Parents are Russell and Marcie Doerr... Has graduated with a degree in economics.


CAREER STATISTICS - PUNTING

Year	G	No.	Yds	Long	Avg.	In 20
2009	12	38	1565	53	41.2	13
2010	13	57	2355	57	41.3	17
2011	13	67	2733	65	40.8	14
TOTAL	38	162	6653	65	41.1	44


CAREER-HIGHS - Punts: 10, at Texas (11/19/11); Average: 49.0, vs. Missouri (11/14/09); Long: 65, vs. Texas A&M (11/12/11); Inside 20: 3, three times.



RYAN DOERR



71



ETHAN DOUGLAS
Basehor, Kan.
Basehor Linwood HS

OL
6-6
326
Sr.-1L

Offensive lineman who will look to provide senior leadership along the offensive front.

2011: Appeared in one game as a reserve offensive lineman.

2010: Started the season opener against UCLA before going down with a season-ending injury.

2009: Appeared in two games as a reserve offensive lineman.

2008: Redshirted.

HIGH SCHOOL: Ranked as the No. 14 prospect in the state of Kansas by Rivals... A Class 4A first team all-state selection at Basehor Linwood High School by the KFBCA... An honorable mention All-Metro selection by the *Kansas City Star*... Also named to the *PrepStar* All-Region team... Earned second-team all-Kaw Valley honors in 2006 after playing both left tackle and defensive tackle... Played for head coach Steve Hopkins... Also lettered in track and wrestling.

PERSONAL: Ethan Douglas was born November 27, 1989... Parents are Ingrid and Kenny Douglas... Majoring in construction science and management.



90

LATON DOWLING
Dodge City, Kan.
Dodge City HS

DL 6-2 257 So.-1L

Will look to make a push along the defensive front after a reserve role in 2011.

2011: Appeared in the first eight games of the season as a reserve defensive end and also some on special teams... Earned First Team Academic All-Big 12 accolades.

2010: Redshirted.

HIGH SCHOOL: A three-star rated prospect by Rivals.com and Scout.com and the 10th-best player in the state of Kansas by Rivals.com... Ranked as the 46th-best weakside defensive end prospect in the nation by Rivals.com... Named to Prep Star's All-Region team... Played tight end and middle linebacker at Dodge City... Earned 2009 All-6A honors from the *Wichita Eagle*, *Topeka Capital-Journal* and the Kansas Football Coaches Association... Also an honorable mention all-state selection at tight end... Was named First Team All-Western Athletic Conference at linebacker as a senior... Led Dodge City to a 9-3 record and a berth in the second round of the 6A playoffs in 2009... Coached by Justin Burke... Also played baseball for the Red Demons.

PERSONAL: Laton Casper Dowling was born June 26, 1991... Son of Kelly and Roxanne Dowling... Majoring in secondary education.



15

RANDALL EVANS
Miami, Fla.
Palmetto HS

DB 6-0 190 So.-1L

A former walk-on who has played on special teams while serving as a backup defensive back.

2011: Recorded 11 tackles, including seven solo stops... Five of his tackles came against Kansas, while he had two stops against Iowa State.

2010: Redshirted.

HIGH SCHOOL: Lettered for the Panthers and led team to a 9-3 record and a state runner-up finish as a junior... Picked off seven passes and recorded 65 tackles as a junior... Came back with five interceptions and 50 tackles as a senior... Participated in the inaugural Miami-Dade/Broward Public vs. Private All-Star Game in January of 2010.

PERSONAL: Randall Lemont Evans was born December 26, 1991, in Miami, Fla... Son of Sheldon Evans and Melissa Doctor.

CAREER STATS - DEFENSE

Year	G	UA	A	Total	TFL	Yds	PD	FF	FR
2011	12	7	4	11	0.0	0	0	0	0
TOTAL	12	7	4	11	0.0	0	0	0	0

CAREER-HIGHS - Tackles: 5, at Kansas (10/22/11); Solos: 3, at Kansas (10/22/11).



5

THOMAS FERGUSON
Grand Prairie, Texas
Grand Prairie South HS

DB 6-0 202 Sr.-3L

A physical defensive back who will continue to provide depth in the secondary and make a push for more playing time.

2011: Recorded six tackles in 12 games, including two at Kansas.

2010: Played in 11 games as a backup and on special teams... Made two tackles against both UCLA and Missouri State, while recording one stop vs. Texas and Missouri... Also had a pass breakup against the Tigers.

2009: Played in 11 games, including a start against Missouri... Tallied one tackle in 4 different games.

HIGH SCHOOL: The 79th-best cornerback in the nation by Rivals... Started as a sophomore at Grand Prairie South, helping his team finish 10-2 to clinch the bi-district championship... Collected 44 tackles, seven sacks, two pass break ups and a forced fumble as a senior... Named the sophomore district defensive MVP in 2006, was an honorable mention all-district pick in 2007 and a first-team all-district selection in 2008.

PERSONAL: Born on September 27, 1990... Son of Thomas, Sr., and Beverly Ferguson... A social sciences major.

CAREER STATS - DEFENSE

Year	G	UA	A	Total	TFL	Yds	PD	FF	FR
2009	11	2	2	4	0.0	0	0	0	0
2010	11	2	5	7	0.0	0	1	0	0
2011	11	4	2	6	0.0	0	0	0	0
TOTAL	33	8	9	17	0.0	0	1	0	0

CAREER-HIGHS - Tackles: 2, three times; Solos: 1, eight times



66



BJ FINNEY

Andale, Kan.
Andale HS

OL / 6-4 / 303 / So.-1L

2012 All-Big 12 Candidate

A former walk-on offensive lineman who has turned into a team leader... Named to the 2012 Rimington Trophy Watch List... Voted a team captain.

2011: Named a 2011 First Team Freshman All-American and First Team Freshman All-Big 12 performer by Rivals.com, while he earned Second Team All-Big 12 honors from the *Kansas City Star* and honorable mention All-Big 12 accolades from the Associated Press... Was also a candidate for the Burlsworth Trophy, which honors the nation's top walk-on player... Started the season at right guard before starting at center the last 12 games... Helped the Wildcats average 193.7 rushing yards, which was 29th nationally.

2010: Redshirted... Earned the team's 2010 Red Raider Award for being the top contributor on the scout team.

HIGH SCHOOL: Rated a two-star offensive lineman by Rivals.com... Lettered three seasons for the Andale Indians under head coach Gary O'Hair... Named the Ark Valley Chisholm Trail Offensive MVP in 2009... Earned first team all-state designations in 2008 and 2009... Led team to a state championship in 2007, a sub-state appearance in 2008 and a section runner-up finish in 2009... Chose to walk on at K-State over an offer from Ohio and interest from Kansas... Also lettered four years in wrestling, finishing second in state as a junior and winning state as a senior.

PERSONAL: Benjamin J Isaac Finney II was born October 26, 1991, in Wichita, Kan... Son of Christy Finney and the late J Finney... Majoring in pre-med.



48



GLENN GRONKOWSKI

Amherst, N.Y.
Williamsville North HS

DB / 6-3 / 225 / Fr.-HS

Athletic fullback from a football family who enrolled during the spring to participate in spring drills.

HIGH SCHOOL: Caught 53 passes for 762 yards and 11 touchdowns during his 2010 senior season at Williamsville North... Had two passes for 90 yards... Recorded eight interceptions, returning two for touchdowns... Recovered two fumbles, returning one for an 85-yard touchdown... Recorded 43 solo tackles... Punted for a 35.8-yard average and handled all of the kicking duties... Named co-Offensive Player of the Year in Section VI Class AA North... Totaled 125 catches for 2,076 yards and 23 touchdowns during high school career.

PERSONAL: Glenn Gronkowski was born March 25, 1993... The brother of current NFL players Dan (Browns), Rob (Patriots), and Chris (Broncos) Gronkowski... Brother Gordie also played pro baseball in the Angels' organization... Son of Diane and Gordon Gronkowski.



BJ FINNEY




CHRIS HARPER

Wichita, Kan.
Oregon

WR / 6-1 / 229 / Sr.-2L

3



CHRIS HARPER

An athletic and versatile wide receiver who led the squad in receptions, receiving yards and receiving touchdowns in 2011... Has started 17 of the last 18 games.

2011: Led the team in receptions (40), receiving yards (547) and touchdown receptions (5)... Began the season with four catches for 61 yards, including a 33-yard game-winning touchdown... Caught three passes for 24 yards and a touchdown against No. 15 Baylor... Hauled in a three-yard touchdown on a fade pattern at Texas Tech... Carded a career-high 134 yards on four catches against Texas A&M, including a career-long 53-yard touchdown reception in the fourth quarter, the longest by a Wildcat in 16 games... His 134 yards were the most since 2009... Recorded two receptions for 27 yards, including a 16-yard touchdown, at Texas.

2010: Played in all 13 games, starting seven... Totaled 25 catches for 330 yards and four touchdowns... Caught five passes against Syracuse in the Pinstripe Bowl... Had his best game as a Wildcat at Colorado as he caught four passes for a K-State career-high 74 yards and one touchdown... Also had a season-long reception of 38 yards against the Buffaloes, bettering a 35-yard catch at Kansas... Tied his season high in catches at Colorado that he originally set at Baylor... Previous season high in receiving yards was 56 at Baylor... Was on the receiving end of a seven-yard touchdown pass at North Texas with five seconds remaining in the first half, while he also had a 29-yard rush against the Mean Green... Hauled in his first touchdown as a Wildcat against Nebraska.

2009: Redshirted after transferring from Oregon.

2008 (Oregon): Became Oregon's first player in eight years to run, pass and catch a touchdown in the same season... Converted from quarterback to wide receiver after the first five games, catching two passes for 25 yards and a touchdown against UCLA in his first game of full-time duty at the position... Oregon's fifth-leading rusher and receiver ran for a season-high 60 yards and one TD in his collegiate debut vs. Washington and caught five passes for 85 yards and another score at Arizona State... His 62-yard touchdown catch against the Sun Devils proved to be the team's seventh-longest offensive scoring play of the season... Enjoyed his best day as a passer by completing 4-of-6 passes for 40 yards and one touchdown vs. Utah State... Replaced injured QB Justin Roper in overtime at Purdue and engineered the winning scoring drive.


HIGH SCHOOL: Was a PrepStar All-American and Rivals.com four-star recruit... Ranked the second-best overall prospect in the state of Kansas and the No. 14 player in the country at his position... Ranked 97th on the ESPN 150 ledger among all prep seniors... Completed 55 percent of his passes while accumulating 761 yards and eight passing touchdowns... Also rushed for 506 yards and 10 scores his senior year for the Grizzlies, who ended the year with a 7-3 record and advanced the first round of the state playoffs... Passed for nearly 500 yards ran for 1,000 yards in 2006, combining for 20 total TDs... Led Northwest to the Class 6A state basketball title as a sophomore... Ran for more than 1,000 yards as a prep freshman running back at Collegiate High School before transferring to Northwest for his final three seasons.

PERSONAL: Christopher Deon Harper was born Sept. 10, 1989, in Wichita, Kan... Son of William Jr. and Paula Harper... Has one brother, William Harper III... Has graduated with a degree in communications.


CAREER STATISTICS - RECEIVING

Year	G	Rec	Yds	TD	Lg	Avg/C
2008*	12	9	122	2	62	13.6
2010	13	25	330	4	38	13.2
2011	13	40	547	5	53	13.7
TOTAL	38	74	999	11	62	13.5

CAREER-HIGHS - Catches: 6, vs. Baylor (10/1/11); Yards: 134, vs. Texas A&M (11/12/11); Long Catch: 62, vs. Arizona State (10/25/08)*; TD: 1, 11 times. * at Oregon



63



MARCUS HEIT
Derby, Kan.
Derby HS

LS / 6-2 / 238 / Jr.-1L

A Kansas product who returns after taking over full-time long-snapping duties last season.


2011: Played in 12 of 13 games and was perfect on all 128 snaps.

2010: Did not see any playing time as a member of the scout team.


2009: Redshirted.

HIGH SCHOOL: A two-year letterwinner for Derby under coach Brandon Clark... Also lettered three years in track, participating in javelin and discuss.

PERSONAL: Marcus Woodside-Heit was born November 3, 1990, in Wichita, Kan... Son of Steven Woodside and Tray Lynn Heit... Has one brother, Tristian... Plans to major in Engineering.



56



WESLEY HOLLINGSHED
Atlanta, Ga.
Trinity Valley CC

DL / 6-1 / 299 / Jr.-TR

A big defensive lineman who will be looked upon to provide immediate help in the middle.

COMMUNITY COLLEGE: The No. 47 rated junior college player in the nation by Rivals.com... Totaled 21 tackles in eight games in 2010... Helped Trinity Valley rank 20th in rushing defense in the NJCAA... Teammate of fellow Wildcat signee Kent Gainous.

HIGH SCHOOL: A first team all-state selection... Helped Peach County High School win back-to-back state championships... Played in the Gwinnett County All-Star game and was also a Gwinnett County Player of the Week... Compiled 14 sacks, 110 tackles and 22 tackles for loss during his senior campaign.

PERSONAL: Wesley Hollingshed was born April 7, 1991... Son of Terry Hollingshed and Tracey Tharpe... Majoring in social sciences.



74



KASON HOSTRUP
Sachse, Texas
Sachse HS

OL / 6-4 / 286 / Fr.-RS

A redshirt freshman lineman with big size and potential who will look to break into the rotation up front.

2011: Redshirted.

HIGH SCHOOL: Named a Texas Top 20 offensive lineman by TexasFootball.com in 2009 as a senior... Named to the District 10-5A first-team as a senior... Named to *PrepStar's* All-Region team... Also a second team academic all-state selection at Sachse High.

PERSONAL: Kason Kai Hostrup was born November 27, 1991... Son of Kris and Julie Hostrup... Plans on majoring in business.



33



JOHN HUBERT
Waco, Texas
Midway HS

RB / 5-7 / 191 / Jr.-2L

A very elusive running back who his looking to improve upon a 2011 season when he became the squad's No. 1 back... Enters his junior season two yards shy of becoming the school's 25th career 1,000-yard rusher... A Preseason All-Big 12 selection by Phil Steele and *Lindy's*.

2011: Started 12 of the team's 13 games... Ranked seventh in the Big 12 in rushing with 970 yards on 200 carries with three touchdowns... Ranked third in school history in rushing yardage by a sophomore... Also caught 24 passes for 188 yards and a touchdown... Earned Midseason All-Big 12 accolades from Phil Steele... Began season by gaining 91 yards on 17 carries against Eastern Kentucky... Tallied his first career 100-yard rushing game at Miami when he carried 166 yards on 18 carries, including his first career touchdown, which was the eventual game-winner... Caught three passes for 47 yards and a touchdown against No. 15 Baylor... It was the first touchdown reception by a Wildcat running back in three years... Tallied his second career 100-yard game against Missouri when he totaled 126 yards... Rushed for 120 yards, including a game-winning 26-yard touchdown with less than four minutes remaining, against Iowa State.

2010: Appeared in seven games... Set career highs in carries (5) and yards (19) at Kansas... Had a big day in the return game at Colorado when he returned six kicks for 111 yards, including a long of 26... That followed a three-return game for 61 yards at Missouri.

2009: Redshirted.

HIGH SCHOOL: Led a 12-2 team to the state quarterfinals his senior season... Named the 2008 Super Centex Offensive Player of the Year and first team all-state from the Associated Press and the Texas Sports Writers Association after rushing for 2,853 yards and 41 touchdowns as a senior... A member of the *Waco Tribune Herald* Texas Top 100 list... Named Waco Midway's Most Valuable Player in 2007 and 2008... Named the 2007 and 2008 District 16-4A Offensive Player of the Year... Ranked No. 33 in the Lone Star Recruiting's Texas Top 100 and the No. 4 running back in Texas... Broke the Waco city single-season rushing record of 2,524 held by former University High and NFL Pro Bowler LaDainian Tomlinson... Rushed for 1,747 yards and 22 touchdowns as a junior in 2007 en route to Super Centex Newcomer of the Year honors... A three-star prospect by Rivals.

PERSONAL: Born on February 24, 1991... Son of Jabbar Lindsey and Tamara Hubert... Cousin of Perrish Cox, former defensive back at Oklahoma State and current member of the San Francisco 49'ers... A social sciences major.

CAREER STATS - RUSHING

Year	G	Rush	Yds	Avg.	TD	Long
2010	7	12	30	2.3	0	6
2011	13	200	970	4.8	3	47
TOTAL	20	212	998	4.8	3	47

CAREER-HIGHS - Rushes: 26, vs. Missouri (10/8/11); Yards: 166, at Miami (9/24/11); Long Rush: 47, at Miami (9/24/11).



COLLIN KLEIN

Loveland, Colo.
Loveland

QB / **6-5** / **226** / **Sr.-3L**

7

2012 All-America and Big 12 Candidate

A tough, veteran leader who was one of the top stories in college football last season... Known for his rushing abilities but has shown progressive improvement in the passing game... One of 24 quarterbacks named to the preseason watch list for the Johnny Unitas Golden Arm Award... Rated the nation's seventh-best quarterback heading into 2012 by *Lindy's* and named a Pre-season All-Big 12 selection by *Athlon*... A member of the watch list for the 2012 Heisman Trophy by Heismanpundit.com... A three-time team captain.

2011: An Honorable Mention All-American selection by *Sports Illustrated*... Earned First Team All-Big 12 honors as an all-purpose player by the Associated Press, ESPN.com, *Kansas City Star*, *Fort Worth Star-Telegram* and *San Antonio Express-News*... Earned honorable mention All-Big 12 accolades from the league's coaches and received votes for the Big 12 Offensive Player of the Year Award... Was a Second Team Academic All-Big 12 selection... Rushed for a Big 12 record and FBS quarterback record 27 touchdowns... Broke a 42-year school record for rushing touchdowns in a season... Ranked seventh in school history and tops among quarterbacks with 1,141 rushing yards... Ranked second among BCS quarterbacks and fifth in the Big 12 in rushing yards per game... Led the Big 12 with 317 rushing attempts, 67 more than the next highest... His 317 attempts rank first in school history and are the most by a quarterback... Led the Big 12 and was third nationally (tops among quarterbacks) with 162 points... Also fifth in NCAA in touchdown responsibility... Accounted for three or more touchdowns in eight games, including five games with three or more rushing scores, the most in school history... Recorded 20 or more rushes 12 times, including 11 this season and a career-high 35 totes vs. Texas A&M, the school record by a quarterback... Progressed in the passing game over the final four games of the season as he threw for 188.3 yards per game on 71-of-127 (55.9) with five touchdowns and three interceptions... Ended the season throwing for 1,918 yards and 13 touchdowns on 161-of-281 aim... Tossed a game-winning 33-yard touchdown pass with under two minutes

remaining against Eastern Kentucky... Carded then-career bests in passing yards (133) and touchdown (2) while rushing 22 times for 93 yards and a touchdown at Miami en route to honorable mention accolades for the Davey O'Brien Quarterback of the Week award... Led K-State to a win over No. 15 Baylor when he completed 13-of-28 passes for 146 yards and two touchdowns, while he rushed 25 times for 113 yards and one score as he became the first Wildcat quarterback since 2004 to rush and pass for over 100 yards in a single game... Rushed for three touchdowns against Missouri... Carded three more rushing touchdowns while running 23 times for 110 yards at Texas Tech... Also threw for 146 yards on 12-of-18 aim against the Red Raiders as he was named a Manning Award Star of the Week... Set a then-career high with four rushing touchdowns at KU, a mark that is tied for third in school history... Also threw for a then-career best 195 yards against the Jayhawks... Had a career day in a close loss at No. 3 Oklahoma State when he set career highs in rushing attempts (29), rushing yards (144), completions (22), pass attempts (38) and passing yards (231)... Came back with a school-record five rushing touchdowns against Texas A&M, while he also set a new K-State single-game mark for rushing attempts by a quarterback with 35... Also set a career high with 281 passing yards en route to Big 12 Offensive Player of the Week and Paul Hornung Award Weekly Honor Roll honors... Tossed a 68-yard touchdown pass against Iowa State - a career long pass - while rushing 26 times for 86 yards and scoring and throwing for 158 yards... Threw for 173 yards and a touchdown while rushing for 42 yards and his final touchdown of the year in the Cotton Bowl.

2010: A quarterback who earned spot duty early in the year before starting the Texas and Colorado games... A threat in the running game, while his passing skills improved throughout the season... One of just two Big 12 quarterbacks with at least two 100-yard rushing games last season... Led K-State to a win over Texas in his first career start at quarterback after rushing 25 times for 127 yards and two touchdowns... His 127 rushing yards were the most by a quarterback in their first career start in school history... Teamed with Daniel Thomas to have two players with 100-yard games for the first time since 2006... Did not start at Missouri, but entered game late in first quarter and rushed 18 times for 141 yards... Also 4-of-6 for 65 yards and one touchdown through the air, setting then-career highs in each category... Started his second career game at Colorado, completing a then-career-long 40-yard pass and rushing for two scores... Had a career-long 51-yard run for a score at Kansas, the longest touchdown run by a Wildcat during the season... Earned playing time against UCLA and Missouri State before seeing his first extensive action of the year vs. Nebraska as he went 2-for-2 through the air for 16 yards and rushed six times for 33 yards... Voted as a team captain... A Second Team Academic All-Big 12 honoree.



COLLIN KLEIN

2009: Appeared in all 12 games at either wide receiver or on special teams... Earned two starts at wide receiver... Caught six passes for 38 yards and a touchdown on the season... First career touchdown reception came against Texas A&M, a 16-yarder... Set career highs with two catches each against Iowa State and Texas A&M.

2008: Redshirted.

HIGH SCHOOL: A three-star rated prospect by Rivals.com... Also tabbed as the seventh-best prospect in the state of Colorado by Scout.com... Earned first team honors for Loveland in the Northern Conference in 2007 after completing 116-of-176 passes (65.9 percent) for 1,398 yards and 12 touchdowns... Also named to the *PrepStar* All-Region team... Rushed for 745 yards and 10 touchdowns... Had 1,457 passing yards with 15 touchdowns in 2006... Also contributed 403 yards rushing and five scores... Holds school records for completion percentage (66-percent) and all-purpose yards... Named to the *Reporter-Herald* All-Area basketball team and garnered All-Front Range League honors after scoring 16.9 points and 6.6 rebounds per game as a junior.

PERSONAL: Collin Klein was born Sept. 19, 1989... Son of Kelly and Doug Klein... Younger brother, Kyle, is a freshman wide receiver at K-State... Hobbies include singing, playing the piano, violin and mandolin... Married to the former Shalin Spani, daughter of K-State and Kansas City Chiefs Hall of Famer Gary Spani, this past summer... Has graduated with a degree in finance.

CAREER STATS - PASSING


Year	G	Att	Comp	Int	Pct	Yds	TD	Long	Effic
2009	12	1	1	0	100.0	27	0	27	326.8
2010	10	18	11	0	61.1	138	1	40	143.8
2011	13	281	161	6	57.3	1918	13	68	128.0
TOTAL	35	300	173	6	57.6	2083	14	68	129.8

CAREER-HIGHS - Att: 38, at Oklahoma State (11/5/11); Comp: 22, at Oklahoma State (11/5/11); Yards: 281, vs. Texas A&M (11/12/11); TD: 2, twice; Long Pass: 68, vs. Iowa State (12/3/11).

CAREER STATS - RUSHING

Year	G	Rush	Yds	Avg.	TD	Long
2009	12	1	-8	-8.0	0	0
2010	10	76	432	5.7	6	51
2011	13	317	1141	3.6	27	63
TOTAL	35	394	1565	4.0	33	63

CAREER-HIGHS - Rushes: 35, vs. Texas A&M (11/12/11); Yards: 144, at Oklahoma State (11/5/11); TD: 5, vs. Texas A&M (11/12/11); Long Rush: 63, vs. Baylor (10/1/11).





81



KYLE KLEIN

Loveland, Colo.
Loveland


WR / 6-3 / 217 / Fr.-RS

A tough young player who made the switch to wide receiver prior to the Cotton Bowl.

2011: Redshirted.

HIGH SCHOOL: A First Team All-State 4A selection at safety by the *Denver Post* as a senior in 2009 at Loveland... Caught 47 passes for 853 yards and 13 touchdowns as a tight end in 2009, while he collected 113 tackles and five picks on defense... Was also an all-conference tight end and a two-year team captain... Earned all-conference accolades at quarterback as a junior.

PERSONAL: Kyle Edward Klein was born October 25, 1991... Son of Doug and Kelly Klein... Older brother, Collin, is the starting QB at K-State... Plans on majoring in mechanical engineering.



TYLER LOCKETT



16



TYLER LOCKETT

Tulsa, Okla.
Booker T. Washington HS

WR / 5-11 / 175 / So.-1L

2012 All-America and Big 12 Candidate

A quick and athletic all-purpose player who is a dynamic kickoff returner and a threat at wide receiver... A Preseason All-American and All-Big 12 performer as a kick returner by *Phil Steele* and *Athlon*... Rated the eighth-best all-purpose player in the nation heading into 2012 and named a Preseason All-Big 12 performer by *Lindy's*.

2011: Named a First Team Walter Camp All-American as a kickoff returner, the lone true freshman on the team... Also earned Second Team All-America accolades from *Sports Illustrated* and *Rivals.com*, while he earned honorable mention honors from *CBSports.com*... Named the Big 12 Offensive Freshman of the Year, a Second Team All-Big 12 kick returner and received votes for the Big 12 Special Teams Player of the Year Award by the league's coaches... Also a Second Team All-Big 12 performer as an all-purpose player by the Associated Press... Earned First Team All-Big 12 honors from *ESPN.com*, the *Kansas City Star* and Fort Worth Star-Telegram... Named a First Team Freshman All-American by *The Sporting News* and earned second-team honors from *Rivals.com*... Set the Big 12 and K-State single-season record for kickoff-return average at 35.2 yards per return, a mark that would have led the nation had he met the required minimum of games played... One of 10 players nationally with at least two kickoff return touchdowns and is the first player in school history to return one for a score in consecutive games as he did so at Texas Tech and Kansas... His return against the Red Raiders went 100 yards, which tied the school record, as he earned Big 12 Special Teams Player of the Week honors... Totaled 563 kickoff-return yards to rank sixth in school history... Tallied 315 all-purpose yards (84 rush, 32 rec., 6 punt ret., 193 kick ret.) at No. 3 Oklahoma State, a mark that was 15th nationally, as he earned his second Big 12 Special Teams Player of the Week accolade... Made six starts at wide receiver... Hauled in a 20-yard touchdown pass at Miami... Caught a five passes for 110 yards - both career highs - at Kansas... Also caught a touchdown pass against the Jayhawks to go along with his 97-yard touchdown on the second-half opening kickoff.

HIGH SCHOOL: Named to the *Tulsa World's* All-Metro Team... Named to *PrepStar* magazine's All-Midlands Region team... Named to the All-State First-Team Football Team by the *Tulsa World*... Caught 42 passes for 765 yards and 13 touchdowns his senior season... Also had 54 tackles and six interceptions on defense... Led Booker T. Washington to a 13-1 record and a win in the 5A state title game... Had 279 receiving yards and three touchdowns as a junior... On defense, he recorded 29 tackles, two interceptions and four pass deflections on defense.

PERSONAL: Tyler Lockett was born September 28, 1992... Son of Kevin Lockett and Nicole Edwards... Lockett's father (Kevin) and uncle (Aaron) both played at Kansas State... Kevin, K-State's all-time leading receiver, caught 217 passes for 3,032 yards while playing for Snyder in the mid-1990s... His uncle, Aaron, caught 137 passes for 2,400 yards - fourth on the all-time list -- and ranks second in career punt-return yardage.

CAREER STATISTICS - RECEIVING


Year	G	Rec	Yds	TD	Lg	Avg/C
2011	9	18	246	3	48	13.7
TOTAL	9	18	246	3	48	13.7

CAREER-HIGHS - Catches: 5, at Kansas (10/22/11); Yards: 110, at Kansas (10/22/11); Long Catch: 48, at Kansas (10/22/11); TD: 1, three times.


CAREER STATISTICS - KICKOFF RETURNS

Year	G	Rec	Yds	TD	Lg	Avg/C
2011	9	16	563	2	100	35.2
TOTAL	9	16	563	2	100	35.2

CAREER-HIGHS - Catches: 6, at Oklahoma State (11/5/11); Yards: 193, at Oklahoma State (11/5/11); Long Return: 100, at Texas Tech (10/15/11); TD: 1, twice.



78



CORNELIUS LUCAS
New Orleans, La.
Edna Karr HS

OL
6-9
322
Jr.-2L

A big offensive lineman who will battle for a starting position at tackle following a reserve role in 2011.

2011: Appeared in 12 games as a reserve offensive lineman both on offense and on special teams.

2010: Appeared in 12 games as a reserve offensive lineman both on offense and on special teams.

2009: Redshirted.

HIGH SCHOOL: A two-star prospect by Rivals.com... A three-year starter who helped the Cougars clinch consecutive district championships in 2007 and 2008... Earned first team all-district honors and was named the outstanding offensive lineman of the year... Invited to play in the Crescent City and Sportsman Paradise All-Star Games... Named second team all-district as a junior in 2007... Was named to the school's honor roll.

PERSONAL: Born on July 18, 1991... Son of the late Cornelius Lucas III and Priscilla Jones... Plans to major in engineering.



92



VAI LUTUI
Salt Lake City, Utah
Mt. San Antonio CC

DT
6-2
289
Sr.-1L

A big defensive lineman that made an instant impact along the front four last season... Should vye for a starting nod again in 2012.

2011: Started each of the first 11 games... Was second among the squad's defensive linemen with 34 tackles, while he recorded 2.5 TFLs and one sack to go along with four pass breakups and a fumble recovery... Recorded a pair of tackles, including a sack for a loss of 13 yards, against Eastern Kentucky... Notched a career-best four tackles at Miami before resetting his career high with five against Baylor... Made two tackles, including a 13-yard sack, against Missouri... Recovered a fumble at KU which led to a touchdown... Registered four tackles at Texas.

COMMUNITY COLLEGE: Led Mt. San Antonio to a 13-0 record in 2010 and wins in both the State and National Championships... Led Mt. Sac to the NATYCAA Cup which goes to the nation's top overall community college athletic program... Recorded 63 total tackles (37 solo, 26 assisted) as well as 19.5 tackles for a loss, 12 sacks, eight quarterback hits and three pass breakups... Played in 2008 and then redshirted in 2009... Team went a combined 38-3 from 2008-2010.

HIGH SCHOOL: Three-year letterman who played quarterback, linebacker and the defensive line at West High School... Was an all-state pick and MVP of team during 2005 senior season.

PERSONAL: Vaikalafi Lutui was born March 3, 1987... Son of Filikei and Sui Lutui... A social sciences major.

CAREER STATS - DEFENSE

Year	G	UA	A	Total	TFL	Yds	PD	FF	FR
2011	12	21	13	34	2.5	27	4	0	1
TOTAL	12	21	13	34	2.5	27	4	0	1

CAREER-HIGHS - Tackles: 5, vs. Baylor (10/1/11); Solos: 3, three times; TFL: 1.0, twice; Sacks: 1.0, vs. Missouri (10/8/11).



24



NIGEL MALONE
Manteca, Calif.
City College of San Francisco

DB
5-10
185
Sr.-1L

2012 All-America and Big 12 Candidate

A junior-college transfer who was one of the top defensive backs nationally this past season... A Preseason All-American and Preseason All-Big 12 pick, as well as the nation's fourth-best defensive back heading into 2012 by *Lindy's*... Also a Preseason All-Big 12 selection by *Athlon* and Phil Steele... Voted a player representative.

2011: One of 15 semifinalists for the Thorpe Award and the first Wildcat up for the award since Terence Newman (2002)... Named a Second Team Walter Camp All-American, a Third Team All-American by the Associated Press and Phil Steele, while he earned honorable mention accolades by *Sports Illustrated*... A First Team All-Big 12 selection by the league's coaches and a Second Team All-Big 12 pick by the Associated Press... Also named a First Team All-Big 12 performer by ESPN.com and the *Fort Worth Star-Telegram*, while he was a second-team honoree by the *Kansas City Star* and *San Antonio Express-News*... Named the Big 12 Co-Defensive Newcomer of the Year by ESPN.com... Led the Big 12 and tied for third nationally with seven interceptions... His seven picks were second in school history and tied for fifth in Big 12 history... One of four players nationally with two or more picks in multiple games... Ranked fourth in the league and tied for 12th in the NCAA with 16 passes defended... Started every game... Began his career with two interceptions against Eastern Kentucky... Recorded seven tackles and picked off a pass at Miami... Picked off a pass and returned in 24 yards for a touchdown on the opening play from scrimmage at Texas Tech... Also set a then-career high eight tackles against the Red Raiders... Recorded his second multi-INT game against Oklahoma to go along with two pass breakups, giving him a season-best four passes defended... Picked off his seventh pass of the season against Texas A&M... Recorded a career-best nine tackles at Texas... Forced a fumble against Iowa State.

COMMUNITY COLLEGE: Rated as a three-star cornerback by Rivals.com... Recorded 25 tackles (19 solo, 6 assisted) in 2010 for City College... Had three interceptions, nine pass breakups and one forced fumble... Also returned a blocked extra point for a two-point conversion... Along with fellow Wildcat Allen Chapman, CCSF recorded a 12-1 record on the season with a win in the NorCal Championship game, its 11th in school history... Fell just short of another state championship following a loss to Mt. San Antonio Community College and fellow Wildcat Vai Lutui... Compiled a 22-2 record in two seasons at City College.



HIGH SCHOOL: Had 52 receptions for 707 yards and six touchdowns as a senior at Sierra High School... Recorded 23 tackles (20 solo, 3 assisted), one sack, eight interceptions for 226 yards and four pass deflections as a senior, while he had four interceptions and four fumble recoveries as a junior... Holds Sierra career records for catches, receiving yards, interceptions and fumble recoveries.

PERSONAL: Nigel Malone was born September 26, 1990... Son of Darvin Malone... Majoring in social sciences.

CAREER STATS - DEFENSE

Year	G	UA	A	Total	TFL	Yds	PD	FF	FR
2011	13	46	12	58	0.0	0	17	0	1
TOTAL	13	46	12	58	0.0	0	17	0	1

CAREER-HIGHS - Tackles: 9, at Texas (11/19/11); Solos: 9, at Texas (11/19/11); INT: 2, twice; PD: 4, vs. Oklahoma (10/29/11).

64
TOMASI MARINER
Topeka, Kan.
Washburn Rural HS

OL / 6-3 / 317 / So.-1L

Local offensive line product who used a redshirt season in 2010 before gaining experience as a reserve last year... Looking to compete for a starting guard spot.

2011: Saw time in four games as a reserve offensive lineman against Baylor, Missouri, Texas Tech and Kansas.

2010: Redshirted.

HIGH SCHOOL: Named Class 6A all-state defensive lineman by *Topeka Capital-Journal* and the Kansas Football Coaches Association in 2008... Was an All-City Top 11 pick... Helped Washburn Rural to a 5-4 record... Earned first team All-Centennial League honors on offense and second team honors on defense as a senior.

PERSONAL: Born June 19, 1991... Son of Blessing and Mary Mariner... Majoring in social sciences.




34
CODY MARLEY
Denton, Texas
Guyer HS

LB / 5-11 / 201 / So.-SQ



A fearless and strong linebacker who will look to develop and look to break into the rotation after playing in two games last season.

2011: Played against Oklahoma and at Oklahoma State.

2010: Redshirted.

HIGH SCHOOL: Led Guyer to the Class 4A Division I state semifinals in 2008... Named a Top-50 linebacker by the *Dallas Morning News*.

PERSONAL: William Cody Marley was born October 2, 1990... Son of Tammie and Steve Marley... Majoring in social sciences.

18
ANDRE McDONALD
Choctaw, Okla.
Choctaw HS

TE / 6-8 / 264 / Jr.-2L

A big and physical tight end who is solid in run blocking but saw an increased role in the passing game as the 2011 season progressed... Will continue to see time in two-tight end sets as he battles for starting duties.

2011: Played in 12 games, including starts against Missouri, Oklahoma State and Texas A&M... Began the season with a 15-yard reception against Kent State and a career-long 34-yard catch at Miami... Also hauled in one pass for 18 yard against Missouri... Recorded a 15-yard reception against both Oklahoma State and Texas A&M... Hauled in a three-yard touchdown with under a minute left before halftime in the Cotton Bowl.

2010: Saw time in all 13 games, while earning the start against UCF... Recorded the first two catches of his career against the Knights for 23 yards, including an 18-yarder... Caught a 29-yard touchdown reception at Kansas... Also had a two-reception game at Colorado for 24 yards, while also hauling in a two-point conversion.

2009: Redshirted.

HIGH SCHOOL: Lettered three seasons at tight end for the Yellow Jackets... Also lettered one season in basketball and three seasons in baseball.

PERSONAL: Born December 19, 1990... Son of Andre and Robin McDonald... Pursuing a degree in social sciences.

CAREER STATISTICS - RECEIVING

Year	G	Rec	Yds	TD	Lg	Avg/C
2010	13	5	76	1	29	15.2
2011	12	9	136	1	34	16.6
TOTAL	25	14	212	2	34	16.1

CAREER-HIGHS - Catches: 2, three times; Yards: 34, at Miami (9/24/11); Long Catch: 34, at Miami (9/24/11); TD: 1, twice.



88



TORELL MILLER
New Orleans, La.
O. Perry Walker HS

WR / 6-2 / 214 / Jr.-2L

A talented athlete who made the switch to wide receiver in 2011 and will continue to develop.

2011: Saw an increased role as the season progressed, playing in the final four games and starting the regular-season finale... Had four catches for 54 yards on the season... Recorded one catch for 11 yards against Kent State and grabbed one pass for 21 yards against Iowa State... His reception against the Cyclones helped set up a game-winning touchdown... Also hauled in two passes for 22 yards in the Cotton Bowl against Arkansas.

2010: Redshirted as he transitioned from defensive back to wide receiver.

2009: Saw playing time in four games as a true freshman... Totaled four tackles on the season, all of which came against Texas Tech... Tallied first career interception against Texas A&M.


HIGH SCHOOL: A three-star prospect, the 90th-best safety and the 38th-best player in Louisiana by Rivals.com... Lettered three seasons for the chargers, playing defensive back, quarterback, wide receiver and handling the kicking duties... Totaled over 150 tackles and eight interceptions... Also played receiver where he caught 53 receptions for 840 yards and 13 touchdowns... Earned all-district honors as a junior and senior and was selected to play in the inaugural All-Louisiana Paradise Bowl All-Star Game.

PERSONAL: Born November 13, 1990... Parents are Paul and Kathy Miller... A sociology/criminology major.

CAREER STATISTICS - RECEIVING

Year	G	Rec	Yds	TD	Lg	Avg/C
2011	6	4	54	0	21	13.5
TOTAL	6	4	54	0	21	13.5

CAREER-HIGHS - Catches: 2, vs. Arkansas (1/6/12); Yards: 22, vs. Arkansas (1/6/12); Long Catch: 21, vs. Iowa State (12/3/11).



23



JARARD MILO
Olathe, Kan.
Butler CC

DB / 6-2 / 195 / Sr.-1L

A speedy and talented athlete who will look to break into the playing rotation in the secondary.

2011: A walk-on from the community-college ranks who contributed immediately on special teams... Saw time in 12 games, carding eight tackles... Tallied two spots against Oklahoma and Texas A&M, while he recorded tackles against Kent State, Baylor, Missouri and Kansas.

COMMUNITY COLLEGE: Played the 2008 and 2009 seasons at Butler CC under head coach Troy Morrell... Saw action in 10 games during Butler's national title run as a freshman in 2008, collecting three tackles... Also played in 10 games in 2009, catching four passes for 20 yards on offense and carding one tackle.

HIGH SCHOOL: Lettered three years at Olathe North High School under head coach Todd Dain... Recorded 20-plus tackles all three seasons, while he rushed for over 500 yards as both a junior and senior... Also lettered in basketball and track.

PERSONAL: Jarard Damone Milo was born January 5, 1990, in Dodge City, Kan... Son of Marty and Beverly Milo... Older brother, Brian Goolsby, lettered at K-State from 1995-98... A social science major.



52



MIKE MOORE
Dallas, Texas
Skyline HS

LB / 6-1 / 213 / Fr.-HS

A good athlete who enrolled last semester and participated in spring practices.

HIGH SCHOOL: Helped lead the Raiders to a 9-3 overall record (7-0 league) during the 2010 season... Two-time all-district pick... Named one of the Top 100 players in the state of Texas prior to senior season... Teammate of current Wildcat Marquel Bryant.

PERSONAL: Charmeachealle Moore was born January 30, 1993... Son of Mike and Shannon Moore... Majoring in communications.



21



DESTIN MOSLEY
Jefferson, Texas
Jefferson HS

DB / 5-7 / 176 / Fr.-RS

A talented athlete who will look to develop and provide depth heading into redshirt freshman campaign.

2011: Redshirted.

HIGH SCHOOL: Rated a three-star prospect and the 88th best athlete by Rivals.com in 2009... Earned All-East Texas honorable mention accolades at running back by the *Longview News-Journal*... Named to *PrepStar's* All-Region team... Earned First Team All-District 17-2A at running back as a senior... Rushed for over 1,200 yards and 11 touchdowns as a junior at Jefferson High.

PERSONAL: Destin Mosley was born January 31, 1992... Parents are Wilbert Mosley and Linda Brown... Plans on majoring in kinesiology.



RYAN MUELLER

Leawood, Kan.
St. Thomas Aquinas HS

DE 6-1 246 So.-1L

44

A Kansas product who walked on prior to the 2010 season... Was used as a pass-rush defensive lineman last year and will continue to expand his role along the defensive front.

2011: Played in all 13 games... Recorded a half-sack against Eastern Kentucky and a solo stop against Iowa State... Also broke up a pass against Texas A&M and recovered a fumble in the Cotton Bowl.

2010: Redshirted.

HIGH SCHOOL: Lettered at St. Thomas Aquinas under head coach Mike Thomas... Was named the Eastern Kansas League Defensive Player of the Year, as well as the Kansas City Metro Defensive Player of the Year... Was a first team all-state honoree as he led the Saints to a 9-2 record and a state runner-up finish... Also lettered in basketball and track.

PERSONAL: Ryan K Mueller was born April 30, 1991, in Morristown, N.J... Son of Steve and Valerie Mueller... Has two siblings... Plans to major in horticulture.



ANGELO PEASE

Cairo, Ga.
Hutchinson CC

RB 5-11 215 Sr.-1L

8

A powerful and shifty back who will complement John Hubert in the Wildcat backfield... Also serves as the "Wildcat" back.

2011: Saw action in 10 games in 2011, including a start against Texas A&M... Rushed for 144 yards and two touchdowns... Rushed five times for 33 yards and his first career touchdown against No. 15 Baylor... Set career highs in both rushes (8) and yards (61) at Kansas... Registered a five-yard touchdown at No. 3 Oklahoma State.

COMMUNITY COLLEGE: Named to *PrepStar* magazine's All-Midlands Region team... Played in 11 games for Hutchinson in 2010... Rushed for 834 yards on 155 carries averaging 5.4 yards a carry and 75.8 yards a game... Rushed for nine touchdowns including an 83-yard touchdown run... Was 12-of-26 for the season through the air for 281 yards, with no interceptions and six touchdown passes... Had a pass efficiency rating of 213.1 and a completion percentage of 46.2... Also caught 10 passes for 71 yards... Returned eight kicks for 151 yards, averaging 18.9 yards a return... Accounted for 1,115 yards on 181 plays on the year for an average of 101.4 yards of total offense a game... Earned Verizon/Jayhawk Conference Offensive Player of the Week honors on September 21, 2010, with 228 yards rushing on 16 carries and four touchdowns.

HIGH SCHOOL: A two-year starter at Cairo who led the Syrupmakers to a 27-2 record in 2007 and 2008... Cairo won consecutive regional championships, was the state runner-up in 2007 and won the Class AAA championship in 2008... Accounted for three touchdowns (two passing and one rushing), including a 78-yard touchdown run, in the championship game... Rushed for 882 yards and was 89-of-141 passing with 19 touchdowns as a senior... Earned first team all-state honors from the Associated Press and was the *Atlanta Journal-Constitution* All-State Offensive Player of the Year in 2008... Was also an honorable mention all-state quarterback by the AP and the *Atlanta Journal-Constitution* in 2007.

PERSONAL: Born August 12, 1991... Son of James and Lena Pease... Originally signed with K-State in 2009... A social sciences major.

CAREER STATS - RUSHING

Year	G	Rush	Yds	Avg.	TD	Long
2011	10	36	144	4.0	2	14
TOTAL	10	36	144	4.0	2	14

CAREER-HIGHS - Rushes: 8, at Kansas (10/22/11); Yards: 61, at Kansas (10/22/11); Long Rush: 14, vs. Eastern Kentucky (9/3/11); TD: 1, twice.



NICK PUETZ

Salina, Kan.
Wyoming

OL 6-3 304 Sr.-1L

50

A physical offensive lineman who has developed into one of the strongest players on the team.

2011: Started each of the last 12 games in 2011 at left guard, helping the Wildcats average 193.7 rushing yards, which ranked 29th nationally.

2010 (Wyoming): Enrolled at Wyoming in January 2010 and participated in spring practice.

COMMUNITY COLLEGE: Played two seasons at Coffeyville under head coach Darian Dulin... A Second Team All-Jayhawk Conference selection in 2009, helping lead Coffeyville to a 7-4 overall record and a No. 12 ranking in the final NJCAA National Poll... Team also won the North Star Bowl over Rochester (Minn.), 54-12... Earned the Wayne Hittle Memorial Award and the Pete Peltzer Outstanding Offensive Lineman Award at Coffeyville... Earned honorable mention All-Jayhawk Conference and academic all-conference honors as a freshman.

HIGH SCHOOL: Prepped at Southeast of Saline.

PERSONAL: Son of Ken and Mary Puetz... Majoring in sociology.



DeMARCUS ROBINSON

Wichita, Kan.
Wichita Northwest HS

RB 5-6 206 So.-SQ

20

A shifty and elusive back that will compete for playing time as he continues to improve.

2011: Did not see any action as a member of the squad.

2010: Redshirted

HIGH SCHOOL: Tabbed a four-star prospect and the 18th-best running back in the nation by Rivals.com... Rushed for a Wichita City League season-high 1,720 yards as a senior and for nearly 5,000 yards in his career at Northwest... Was an All-City League selection at running back in 2009 and was named a First Team All-6A running back by the *Topeka Capital-Journal* and *Wichita Eagle*... Also earned Top-11 honors at running back and was an All-Metro selection as a junior and senior by the *Wichita Eagle*... Named to *PrepStar*'s All-Region team... Selected to play in the 2010 Kansas Shrine Bowl.

PERSONAL: Henry DeMarcus Robinson was born October 29, 1991... Son of Roy and Linda Johnson... Majoring in criminology.



73



TAVON ROOKS
Randallstown, Md.
Navarro JC


OL
6-5
270
Jr.-TR

A talented offensive lineman who enrolled in school last semester to participate in spring practice.


COMMUNITY COLLEGE: Rated as the No. 23 junior college player in the country by Rivals.com while playing at Navarro... Considered by many the top pass-blocker among available junior college offensive linemen... Led Navarro to a 21-3 record in two seasons, including a national title in 2010 and a No. 5 national ranking in 2011... Navarro had the No. 5 ranked passing offense with Rooks on the line in 2011.

HIGH SCHOOL: Prepped at Woodlawn High School in Randallstown, Md.

PERSONAL: Tavon Rooks was born May 10, 1990... Son of Stephanie Kees... Pursuing a degree in social sciences.



5



ROBERT ROSE
Miami, Fla.
Miami Springs HS

RB
5-4
174
Jr.-1L

A shifty and elusive back that will compete for playing time as he continues to improve.

2011: Appeared in four games... Rushed for 35 yards on nine carries.

2010: Saw action in the Texas game, but did not record any statistics.

HIGH SCHOOL: Prepped at Miami Springs High School... A 2006 All-Dade 6A-4A honorable mention pick at running back by the Miami Herald.

PERSONAL: Robert Lee Rose was born February 21, 1989, in Miami, Fla... Son of Robert and Evelyn Rose... Has one sister... Majoring in business.



4



DANIEL SAMs
Slidell, La.
Salmen HS

QB
6-2
211
Fr.-RS

An athletic quarterback who will battle for the backup spot following a redshirt season.

2011: Redshirted.

HIGH SCHOOL: Named to the Large Schools New Orleans All-Metro football First-Team by *The Times-Picayune*... Named to *PrepStar* magazine's All-Southeast Region team... Named the Offensive Player of the Year by *The Times-Picayune*... Named Honorable Mention Class 4A All-State by 2theadvocate.com... A member of *The Times-Picayune's* Blue Chip list... One of the New Orleans metro area's most versatile athletes... Played quarterback, running back and wide receiver, as well as punter and kick returner... Led Salmen to a No. 1 state ranking in Class 4A for eight straight weeks... As a senior, passed for 577 yards and seven touchdowns, rushed for 579 yards and nine scores on 56 carries and caught 21 passes for 518 yards and nine touchdowns... Totaled over 3,000 all-purpose yards as a senior.

PERSONAL: Daniel Sams was born October 1, 1992... Son of Sherrell and John Griffin.



14



CURRY SEXTON
Abilene, Kan.
Abilene HS

WR
5-11
186
So.-1L

Good athlete who will provide depth in the playing rotation at wide receiver after seeing significant time during his true freshman season.

2011: Played in 11 games as a true freshman... Collected four catches for 43 yards while also tallying five special teams tackles... Made two catches for 33 yards against Texas A&M, including a key 27-yarder on third down in the fourth quarter... Hauled in his first career pass against Kent State and grabbed another receptions at Oklahoma State... Earned First Team Academic All-Big 12 honors.

HIGH SCHOOL: The 14th-best prospect in the state of Kansas by Rivals.com in 2009... Named a First-Team All-State 4A defensive back by the *Topeka Capital-Journal*, *Wichita Eagle* and the Kansas Football Coaches Association as a senior... Also earned All-North Central Kansas League honors as a quarterback and defensive back in 2009... Totaled over 2,500 rushing yards, 1,500 receiving yards and 300 tackles during his high school career... Selected to play in the 2010 Kansas Shine Bowl... Led Abilene to two league championships... Played with current Wildcat offensive lineman Cody Whitehair.

PERSONAL: Curry Sexton was born August 16, 1991... Son of Ted and Jan Sexton... Majoring in business... Turned down an appointment to Harvard to play football at K-State.

CAREER STATISTICS - RECEIVING

Year	G	Rec	Yds	TD	Lg	Avg/C
2011	11	4	43	0	27	10.8
TOTAL	11	4	43	0	27	10.8

CAREER-HIGHS - Catches: 2, vs. Texas A&M (11/12/11); Yards: 33, vs. Texas A&M (11/12/11); Long Catch: 27, vs. Texas A&M (11/12/11).



53



BLAKE SLAUGHTER

Missouri City, Texas
Elkins HS

LB / 5-10 / 227 / Sr.-3L

An experienced linebacker who will provide leadership at the position and also play a crucial role on special teams.

2011: Saw time in 12 games this past season on special teams and as a backup linebacker... Registered tackles against Kent State and Kansas.

2010: A tough player who appeared in 12 games and earned four starts... Totaled 47 tackles on the year with two sacks... Was stellar against UCF as he tallied team-high 13 tackles and his first career sack... Came back with six stops and another sack against Nebraska... Had another double-digit tackle contest against Texas when he made 10 stops... Also made five tackles against both Missouri State and Iowa State.

2009: Saw action in eight games... Tallied unassisted tackles against Louisiana, UCLA and Texas A&M.

HIGH SCHOOL: Three-star rated prospect by Rivals.com and Scout.com... Named one of the top 100 players in Texas by Rivals.com... Rated as the No. 22 middle linebacker in the nation by Scout.com... Named to the preseason Touchdown Club All-Greater Houston team... Also named to the *PrepStar* All-Region team... Missed most of senior season at Elkins High after an ACL injury in the second game of the season... Collected 25 tackles and two sacks in the first two games of the season... Set the record for tackles for the Knights when he recorded 124, including 11 for loss and five sacks during junior season... Also nabbed an interception and recovered two fumbles... Had 58 tackles and an interception during sophomore season... Also excelled in the classroom as he was named to the National Society of High School Scholars and Randy Rodgers' First Team Academic All-State team.

PERSONAL: Blake Slaughter was born March 14, 1990... Parents are Ava and Steve Slaughter... Majoring in mechanical engineering.

CAREER STATS - DEFENSE

Year	G	UA	A	Total	TFL	Yds	PD	FF	FR
2009	9	3	0	3	0.0	0	0	0	0
2010	12	26	21	47	2.0	19	0	0	0
2011	12	1	1	2	0.0	0	0	0	0
TOTAL	33	30	22	52	2.0	19	0	0	0

CAREER-HIGHS - Tackles: 13, vs. UCF (9/25/10); Solos: 6, vs. UCF (9/25/10); TFL: 1.0, twice; Sacks: 1.0, twice.



6



TATE SNYDER

Manhattan, Kan.
Manhattan HS

LB / 5-11 / 223 / So.-SQ

Local product who will look to contribute on special teams and at the linebacker position.

2011: Was injured during the season and did not see any action as a member of the squad.

2010: Redshirted.

HIGH SCHOOL: Named a First team All-State 6A selection at linebacker by the *Topeka Capital-Journal*, *Wichita Eagle* and the Kansas Football Coaches Association as a senior... Also named a Top-11 player by the *Topeka Capital-Journal* and a First team All-Centennial League linebacker as a senior after earning second-team honors as a junior... Led the Manhattan Indians to a Centennial League title and a 10-1 finish in 2009... Was named the 2009 Flint Hills Player of the Year by the *Manhattan Mercury* and was named to the 2010 Kansas Shrine Bowl.

PERSONAL: William Tate Snyder was born November 19, 1991... Son of Sean and Wanda Snyder... Father, Sean, is Associate Head Coach/Special Teams Coordinator/Director of Football Operations... Grandson of head football coach Bill Snyder... Majoring in kinesiology.



77



BOSTON STIVERSON

Andover, Kan.
Andover HS

OL / 6-4 / 306 / Fr.-RS

A very talented offensive lineman who will battle for a starting spot following a redshirt season.

2011: Redshirted.

HIGH SCHOOL: Selected to the All-State third team by Kansas Varsity while playing for Andover Central... Named to the All-Kansas Class 5-A first team by Kansas Varsity... Named to the Kansas Football Coaches Association All-State Class 5-A offensive team... Named to *PrepStar* magazine's All-Midlands Region team... Named all-league on both offense and defense... Named league defensive MVP... Recorded 40 tackles (11 solo, 29 assisted) with 1.5 sacks on defense... Recorded one interception, two pass deflections and one forced fumble... Selected to play in the Kansas Shrine Bowl.

PERSONAL: Boston Stiverson was born October 8, 1992... Son of Stan and Allison Stiverson... Has two siblings, Brae and Tyler... A sociology/criminology major.




96

JOHN SUA
Santa Maria, Calif.
Allan Hancock College

DL / **6-0** / **290** / **Sr.-1L**


A big lineman who provided depth on the defensive front last season and will continue to push for playing time.

2011: Appeared in four games and totaled four tackles... Had two stops against Kent State and two against Kansas.


COMMUNITY COLLEGE: Played two seasons at Allan Hancock College for head coach Kris Dutra... Collected 62 tackles in 2010, including 10.5 for loss and 7.5 sacks, en route to first team all-conference honors... Also forced three fumbles and recovered another... Helped the Bulldogs earn a trip to the California state playoffs as a freshman in 2009, carding 36 tackles, including 4.5 for loss and 3.0 sacks.

HIGH SCHOOL: Prepped at St. Joseph High School under head coach Mike Hartman... Helped team to a league championship and a 9-1 record in 2008, earning all-area, all-county and all-state accolades.

PERSONAL: John M Sua was born December 18, 1990, in Santa Maria, Calif... Son of Tom and Lani Sua... Has three siblings, Thomas, Veronica and Matthew... A criminology major.



TRAVIS TANNAHILL

80

TRAVIS TANNAHILL
Overland Park, Kan.
Olathe East HS

TE / **6-3** / **253** / **Sr.-3L**

Returning starter at tight end who has terrific hands as a pass catcher and been a valuable run blocker... A Preseason All-Big 12 selection by Phil Steele.

2011: Played in all 13 games with six starts... Recorded 10 catches for 104 yards and one touchdown... Hauled in a one-handed touchdown at Miami... Caught one pass for 15 yards at Texas Tech... Tied his career high with two catches against Oklahoma... Made a 34-yard reception against Texas A&M that set up a touchdown... Also caught one pass against Missouri, Oklahoma State, Texas, Iowa State and Arkansas.

2010: Appeared in all 13 games, starting 10... Totaled seven catches for 103 yards and one touchdown... Had the best game of his career at Colorado in which he set career highs in catches (2), yards (64) and longest catch (40)... His 40-yard reception set up K-State's second touchdown, while he had a diving 24-yard catch in the third quarter... Hauled in his first career touchdown reception at Kansas, a 13-yarder... Caught one pass for 13 yards against UCLA and another pass for eight yards vs. Missouri State.

2009: Saw time in two-tight end sets in all 12 games... Made his first career reception against Tennessee Tech, a 16-yarder... Carded a career-long 21-yard reception against Texas A&M... Finished the season with two catches for 37 yards.

HIGH SCHOOL: A three-star prospect by Scout.com and the 13th-best player in the state of Kansas... A tight end at Olathe East who also played quarterback and punted... Helped lead the Hawks to three straight district titles... Was a KFBFA all-state punter as a senior... Also named to the *PrepStar* All-Region team... Garnered all-league, all-state and all-metro honors as a senior in 2007... Played for head coach Jeff Meyers... Also played basketball and ran track... Was the state champion in the javelin as a sophomore... Also set the school record in the javelin.

PERSONAL: Travis Tannahill was born February 8, 1990... Parents are Mendy and Nathan Tannahill... Majoring in education and business.

CAREER STATISTICS - RECEIVING

Year	G	Rec	Yds	TD	Lg	Avg/C
2009	12	2	37	0	21	18.5
2010	13	7	103	1	40	14.7
2011	13	10	104	1	34	10.4
TOTAL	38	19	244	2	40	12.8

CAREER-HIGHS - Catches: 2, three times; Yards: 64, at Colorado (11/20/10); Long Catch: 40, at Colorado (11/20/10); TD: 1, twice.



79



KEENAN TAYLOR

Tulsa, Okla.
Booker T. Washington HS

OL / **6-4** / **290** / **Jr.-2L**

Athletic and strong lineman that will look to break into the rotation at one of the guard positions.

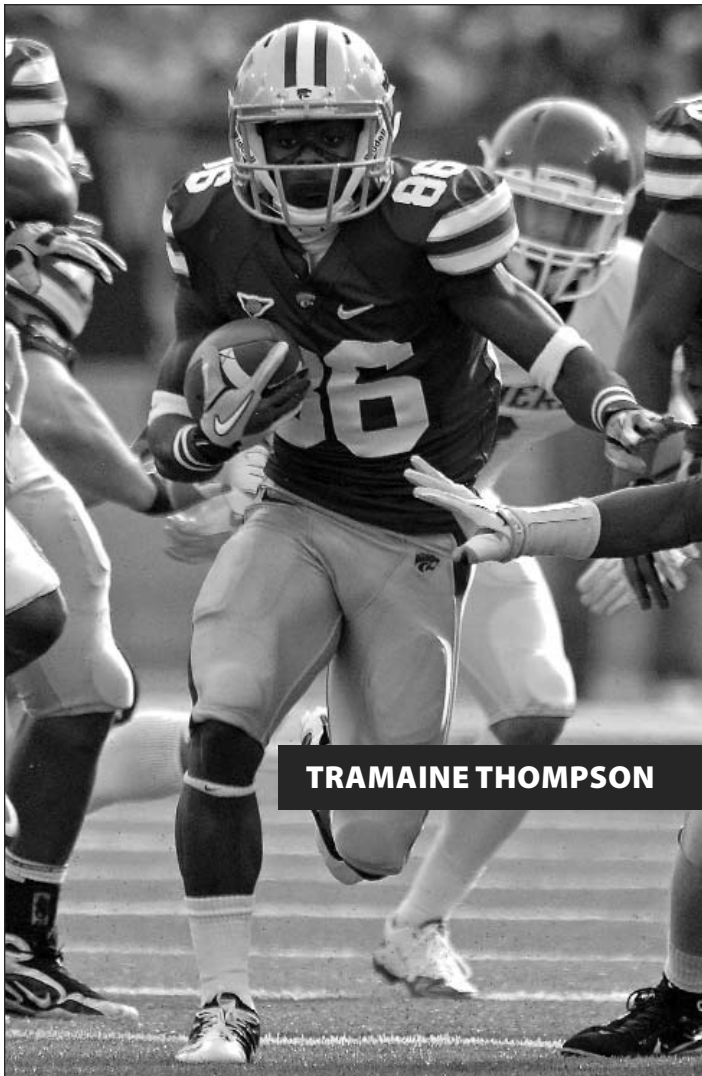
2011: A third-year member of the program who has saw increased playing time throughout the season... Started the season opener against Eastern Kentucky and saw time in 11 other games.

2010: Appeared in all 13 games, mainly on special teams... Also saw some time as a reserve lineman on offense.

2009: Redshirted.

HIGH SCHOOL: A three star prospect and the 33rd-best prospect in the state of Oklahoma by Rivals.com... Was a 2008 all-state selection by *The Daily Oklahoman*... Led Booker T. Washington to its first state title since 1984 as the 2008 squad went 13-1... Earned a 3.0 GPA.

PERSONAL: Born July 16, 1991... Son of Anthony and Chequita Taylor... Brother, Anthony, Jr., was a center at Tulsa... A family studies and human services major.



TRAMINE THOMPSON



86



TRAMINE THOMPSON

Jenks, Okla.
Jenks HS

WR / **5-8** / **167** / **Jr.-2L**

A speedy wide receiver that has been a playmaker both on offense and on special teams... Increased his role as a wide receiver last season and should be in the mix to start.

2011: Played in 12 games with five starts... Caught 21 passes for 338 yards and one touchdown... Also shined in the return game as he recorded a 19.3-yard average on 18 kickoff returns and a 12.3-yard average on 10 punt returns... Recorded at least one reception in each of the final nine games... Hauled in a career-best six receptions for a then-career-high 71 yards at No. 3 Oklahoma State... Carded 87 yards on two catches - including a 68-yard touchdown reception - against Iowa State while averageing 19.4 yards on five kickoff returns... Also tallied 57 receiving yards on three catches in the Cotton Bowl and 41 yards on a pair of catches at Texas Tech... Had his best overall return game at Texas when he averaged 28.7 yards on three kickoff returns - including a long of 39 - and returned one punt 19 yards... Returned two punts for a 21-yard average vs. Kent State and set a career-long with a 26-yard return vs. Missouri.

2010: Started six of the first seven games and was the team's regular punt returner... Sat out the final five games due to injury... Ranks fifth in school history among freshmen in both single-season receptions and receiving yards with 19 catches and 258 yards... Logged a career high with five receptions at Kansas, totaling 58 yards, including a 36-yarder... Came back with four catches for 46 yards at Baylor... Hauled in three passes for 87 yards, including a 73-yarder, vs. UCF... The reception was the longest by a Wildcat since a 77-yarder in 2008... Brought in two passes for 27 yards against Iowa State and also had another two catches for 41 yards vs. Missouri State... Caught three passes against UCLA... Returned three punts for a season high 38 yards, including a long of 20, vs. the Bruins... Returned 13 punts for 96 yards.

2009: Redshirted.

HIGH SCHOOL: A three-star prospect and the No. 27 all-purpose back in the nation by Rivals.com... First team all-state kick returner by *The Daily Oklahoman* and second team all-state receiver by *Tulsa World* as a senior... First team all-state receiver by Oklahoma Coaches Association... First team All-Metro kickoff returner... Named No. 2 receiver in the region by *Tulsa World*... As a senior, finished with 31 carries for 550 rushing yards and four touchdowns... Caught 47 passes for 729 yards and six touchdowns... Had one kickoff return for a touchdown and three punt returns for touchdowns... Helped lead team to 6A championship game in 2008 and played in annual Oklahoma high school All-Star game... Helped lead the Trojans to state championships in 2006 and 2007... Caught 35 passes for 625 yards and seven touchdowns as a junior... Had three rushes for 84 yards, 11 punt returns for 122 yards (11.09 avg) and four kickoff returns for 130 yards (32.5 avg) in 2007.

PERSONAL: Tramine Thompson was born April 10, 1990 in Tulsa Oklahoma... Son of Demetrius Thompson and Karen White... Majoring in kinesiology.

CAREER STATISTICS - RECEIVING

Year	G	Rec	Yds	TD	Lg	Avg/C
2010	7	19	258	0	73	13.6
2011	12	21	338	1	68	16.1
TOTAL	19	40	596	1	73	15.8

CAREER-HIGHS - Catches: 6, at Oklahoma State (11/5/11); Yards: 87, twice; Long Catch: 73, vs. UCF (9/25/10); TD: 1, vs. Iowa State (12/3/11).

CAREER STATISTICS - PUNT RETURNS

Year	G	Rec	Yds	TD	Lg	Avg/C
2010	7	13	96	0	20	7.4
2011	12	10	123	0	26	12.3
TOTAL	19	23	219	0	26	9.8

CAREER-HIGHS - Returns: 5, vs. Missouri State (9/11/10); Yards: 42, vs. Kent State (9/17/11); Long Return: 26, vs. Missouri (10/8/11).



85



ZACH TRUJILLO
Edmond, Okla.
Deer Creek HS

TE / **6-4** / **249** / **So.-1L**

Young tight end who will continue to develop and provide depth.

2011: Saw time in two tight end sets and on special teams in 12 of 13 games... Earned his first career start at No. 3 Oklahoma State.

2010: Redshirted

HIGH SCHOOL: Played four seasons for Deer Creek, making two state playoff appearances... Was a standout on both sides of the ball as he recorded 39 career receptions for 628 yards and 10 touchdowns, rushed 40 times for 183 yards and two touchdowns, and recorded 200 tackles - including 11 sacks - and four interceptions... Named first team All-Edmond and all-district in 2008... Also an honorable mention all-state selection by *The Daily Oklahoman* as a senior... Was selected for the Class 5A West All-Star Team by the Oklahoma Football Coaches Association.

PERSONAL: Born March 14, 1991... Son of Paul and Ann Trujillo... Majoring in business.



2



JUSTIN TUGGLE
Alpharetta, Ga.
Blinn College

LB / **6-3** / **233** / **Sr.-1L**

A great athlete who transitioned to linebacker from quarterback prior to last year's Cotton Bowl.

2011: Appeared in four games on special teams and made one tackle against Texas A&M.

COMMUNITY COLLEGE: Rated as a three-star QB by Rivals.com and the No. 1 dual-threat quarterback among JUCO players... Led the Blinn Bucs to a win in the 10th annual C.H.A.M.P.S. Heart of Texas Bowl and was named the game's most valuable player after passing for 140 yards and running for another 78 yards... Named all-league on offense for the Southwest Junior College Football Conference (SWJCFC)... Named the National Junior College Athletic Association (NJCAA) Offensive Player of the Week on Nov. 1 when he completed 17-of-24 passes for 262 yards and two TDs and also rushed for another 137 yards on 10 carries and three touchdowns... Threw for 2,015 yards and 17 TDs in 2010 while rushing for 733 yards and 12 scores.

BOSTON COLLEGE: Started three games for the Eagles as a redshirt freshman in 2009 where he threw for 229 yards and four touchdowns.

HIGH SCHOOL: Earned Greater Atlanta All-Area honors as a senior at Northview... Captured North Fulton second-team accolades in 2007... Threw for 1,310 yards and 12 touchdowns in his senior season... Also ran for 563 yards and six touchdowns... Set school career records in passing yards and passing touchdowns... Set school single-game records in passing yards, total yards and touchdowns scored... Served as team captain... Played in the second annual Offense-Defense All-American Bowl in Miami's Orange Bowl in January 2008... All-North Fulton County selection... Ranked in the top 50 of players to come out of Georgia by Rivals.com and the No. 36 quarterback nationally according to ESPN.com... Super 7 North Fulton honoree... Passed for 3,675 yards, ran for 1,300 yards and had 44 touchdowns in his career... Team captain as a senior under head coach George Gettle.

PERSONAL: Justin DuJian Tuggle was born January 4, 1990... Justin and his younger sister Jessica are the children of DuJuan and Jessie Tuggle, who played 14 seasons in the National Football League... Jessie was selected to five Pro Bowls and was inducted into the College Football Hall of Fame in 2007... Majoring in political science.



50




TRE WALKER
Olathe, Kan.
Olathe North HS

LB / **6-3** / **225** / **Jr.-2L**

A very active playmaker and vocal team leader at linebacker... Voted a player representative for the 2012 season... A Preseason All-Big 12 selection by Phil Steele.

2011: Played in all 13 games with 11 starts... Totaled 52 tackles, including 3.5 for loss, three pass breakups and a forced fumble... Best game of the year came at Miami when he made eight stops, including the game-winner at the goal line on fourth down... Recorded final three tackles and four of the last seven en route to Big 12 Defensive Player of the Week honors... Carded four stops, including a half TFL, and one pass breakup against Missouri... Set a season high with nine stops at Texas Tech, including eight in the first quarter alone... Tied his season-high mark with nine tackles at Texas... Carded four stops, including a half TFL and a pass breakup, against Missouri... Registered four stops against Iowa State to go along with a TFL and a forced fumble... Had five stops against Kent State.

2010: True freshman who appeared in all 13 games, starting two... Totaled 47 tackles, one sack and one interception on the year... Earned freshman All-America honors from Phil Steele... Tallied 38 tackles over the final four games, the most by a Wildcat freshman since 1996... Carded 12 tackles and recorded his first career interception at Missouri... Performance against the Tigers followed and 11-tackle effort vs. Texas... Had nine tackles and one tackle for loss at Colorado... Tallied seven stops, including a sack, at Kansas, while he made six tackles at North Texas.



TRE WALKER

HIGH SCHOOL: A three-star prospect, the ninth-best player in the Sunflower State and the 59th-best outside linebacker prospect by Rivals.com... Was named a First Team All-Metro linebacker by the *Kansas City Star* and was recognized by the *Topeka Capital-Journal* and *Wichita Eagle* as a First Team All-State 6A linebacker... Named to *PrepStar*'s All-Region team... Led the North Eagles to a 13-0 record and a 6A state championship as a senior.

PERSONAL: Armogen Bruer Walker was born February 22, 1992... Son of Armogen and Carmen Bruer... Majoring in business.

CAREER STATS - DEFENSE

Year	G	UA	A	Total	TFL	Yds	PD	FF	FR
2010	13	28	19	47	2.0	2	1	0	0
2011	13	31	21	52	3.5	8	3	1	0
TOTAL	26	59	40	99	5.5	10	4	1	0

CAREER-HIGHS - Tackles: 12, at Missouri (11/13/10); **Solos:** 8, twice; **TFL:** 1.0, four times; **Sacks:** 1.0, at Kansas (10/14/10).



13

STEVEN WEST
Keller, Texas
Fossil Ridge HS

WR 6-0 196 Fr.-HS

An athletic player that went through spring practices... Will at depth at the wide receiver position.

HIGH SCHOOL: Caught 52 passes for 1,003 yards and 12 touchdowns as a junior, and had 52 catches, 852 yards and 10 touchdowns in his senior season at Fossil Ridge... A first team All-District 7-5A selection by Rivals in 2010... A first team All-District 5-5A pick by TexasHSFootball.com.

PERSONAL: Steven West was born November 13, 1992... Son of Steven and Carolyn West.



55

CODY WHITEHAIR
Abilene, Kan.
Abilene HS

OL 6-3 300 Fr.-RS

A strong lineman who will compete for a starting role following a redshirt season.

2011: Redshirted.

HIGH SCHOOL: Named to the All-State Top 11 Team by Varsity Kansas... Named to the All-Kansas Class 4-A first team by Varsity Kansas... Named to the Kansas Coaches Association All-State Top 11 team... Named to the Kansas Football Coaches Association All-State Class 4-A offensive team... Named to *PrepStar* magazine's All-Midlands Region team... Had 140 pancake blocks and recorded 81 total tackles (41 solo, 40 assisted) with 15 sacks during his senior season... Helped lead Abilene to a combined 31-11 record in four seasons... Played with fellow Wildcat Curry Sexton.

PERSONAL: Cody Whitehair was born July 11, 1992... Son of Kevin and Raelyn Whitehair.



42

MESHAK WILLIAMS
Sylvester, Ga.
Hutchinson CC

DE 6-3 245 Sr.-1L

A strong pass rusher that made an immediate impact last season... Expected to battle for starting duties after playing in every game last season... A Preseason All-Big 12 selection by *Lindy's* and *Athlon*.

2011: Named a Second Team All-Big 12 performer by Rivals.com and was an honorable mention selection by the Associated Press... Recorded 28 tackles, including 10 for loss and seven sacks to go along with a forced fumble and a recovery... Tied for sixth in the Big 12 in sacks, while his total was the most by a Wildcat in three years... Began his career against Eastern Kentucky by making three tackles, including two TFLs and one sack... Also carded an 11-yard sack as part of a four-tackle game against Kent State... Registered a nine-yard sack against No. 15 Baylor... Carded two tackles, including a sack in which he forced and recovered a fumble at Texas Tech... Tied his career high with four tackles, including two TFLs and two sacks, at Kansas... Also recorded four tackles at Texas and three against Iowa State with his seventh sack of the season.

COMMUNITY COLLEGE: Rated as a three-star defensive lineman by Rivals.com... Selected to the All-Conference/All-Region Second Team in 2009... Named to *PrepStar* magazine's All-Midlands Region team... Played in 12 games in 2010, recording 44 tackles (18 solo, 26 assisted) as well as 17.0 tackles for a loss of 105 yards... Also had eight sacks... Had one pass breakup, one pass deflection and hit the quarterback 20 times... Forced three fumbles, recovered two, one of which went 21 yards for a touchdown.

HIGH SCHOOL: Lettered three years for the Worth County Rams at defensive end and tight end, advancing to the Georgia state playoffs his sophomore and junior seasons... Collected 70 tackles to go along with 14 sacks as a junior, while he tallied 83 tackles and a school-record 23 sacks as a senior... Was a Super 6 selection by the *Albany Herald*... Also earned all-region honors as a sophomore, junior and senior... Selected to play in the Georgia High School All Star Game.

PERSONAL: Born June 3, 1991... Son of Geneva Williams... A social sciences major.

CAREER STATS - DEFENSE

Year	G	UA	A	Total	TFL	Yds	PD	FF	FR
2011	13	19	9	28	10.0	70	0	1	1
TOTAL	13	19	9	28	10.0	70	0	1	1

CAREER-HIGHS - Tackles: 4, three times; **Solos:** 3, four times; **TFL:** 2.5, at Kansas (10/22/11); **Sacks:** 2.0, at Kansas (10/22/11).



37

BRADEN WILSON
Smith Center, Kan.
Smith Center HS

FB / 6-4 / 254 / Sr.-3L

A bruising fullback who is a hard-nosed player and one of the toughest players in the Big 12... Viewed as one of the top fullbacks in the nation as he ranks third at the position among draft-eligible players by NFL.com.

2011: Played in every game, including five starts... Helped block for Collin Klein, who was fifth in the Big 12 and the third-leading quarterback in the nation in rushing... Rushed twice for three yards against Eastern Kentucky, while he had one carry for four yards and two receptions for 14 yards against Missouri.

2010: Started 11 games and appeared in all 13... Lead blocker for Daniel Thomas, who was ninth in the nation and tops in the Big 12 in rushing... Helped paved the way for a Wildcat rushing attack that gained 200.0 yards per game, which ranked second in the Big 12, 20th nationally and 10th in school history... Also had seven catches for 63 yards, while he scored his first career touchdown on a one-yard rush at North Texas... Hauled in a career high two passes for 18 yards against Nebraska... Grabbed another pass for five yards vs. Oklahoma State... Had a career-long 23-yard reception vs. Missouri State.

2009: A hard-nosed player who one of the best lead blockers in the Big 12... Saw time in all 12 games, including four starts... Helped the Wildcats average 179.9 rushing yards per game and a 4.3-yard average per carry... Also recorded four catches for 33 yards out of the backfield.

HIGH SCHOOL: A two-way player both at running back and defensive end who was a Kansas Top 11 selection and First Team KFBFA All-State selection in 2007... Smith Center scored 72 points in the first quarter of a game in 2007, a national high school record... Helped lead Smith Center to four consecutive undefeated seasons and state titles... Ran for 1,807 yards on 112 carries and 29 touchdowns as a senior... His 65 total tackles on defense helped the Redmen shut out their first 11 opponents and allow just 20 points all year... Won the 2007 Kansas Class 2-1A championship with a 40-14 win over St. Mary's-Colgan... Rushed for 225 yards and three touchdowns in the 2007 state title game... Named to the 2007 *Hays Daily News* Super 11... The Redmen average 419 yards rushing - and an incredible 11.8 per play - and outgained their opponents by more than 4,000 yards for the season in total offense and by more than 4,300 yards on the ground... Also out-scored their opponent, 840-20, in 2007... Played for head coach Roger Barta... Also was an all-league basketball player and state qualifier in the discus and long jump.

PERSONAL: Braden Wilson was born October 9, 1989... Parents are Chuck and Meg Wilson... Pursuing a degree in social sciences.

CAREER STATS - RUSHING

Year	G	Rush	Yds	Avg.	TD	Long
2009	12	3	8	2.7	0	5
2010	13	7	8	1.1	1	4
2011	13	5	15	3.0	0	6
TOTAL	38	15	31	2.1	1	6

CAREER-HIGHS - Rushes: 2, six times; Yards: 8, vs. Arkansas (1/6/12); Long Rush: 6, vs. Arkansas (1/6/12); TD: 1, at North Texas (11/27/10).

CAREER STATISTICS - RECEIVING

Year	G	Rec	Yds	TD	Lg	Avg/C
2009	12	4	33	0	18	8.2
2010	13	7	63	0	23	9.0
2011	13	2	14	0	11	7.0
TOTAL	38	13	110	0	23	8.5

CAREER-HIGHS - Catches: 2, twice; Yards: 23, vs. Missouri State (9/11/10); Long Catch: 23, vs. Missouri State (9/11/10).



8

DILLON WILSON
Midlothian, Texas
Midlothian HS


PK / 5-10 / 183 / Fr.-RS

A talented place kicker who benefitted from a redshirt season... Will continue to develop.

2011: Redshirted.

HIGH SCHOOL: Named one of the Top 100 overall recruits in the Dallas/Fort Worth area while playing at Midlothian... Named to *PrepStar* magazine's All-Midlands Region team... Was 6-of-8 on field goals for a field goal percentage of 67-percent with a season long field goal of 44 yards as a senior... Connected on 7-of-7 attempts as a junior with a long of 47... Went 13-of-16 on extra points... Had 26 kickoffs with seven going for touchbacks... A two-time Special Teams Player of the Week honoree and was the school's Special Teams Player of the Year in 2009... Lettered two years in football and four in wrestling where he went 37-7.

PERSONAL: Dillon Scott Wilson was born on May 21, 1993... Son of Scott and Jenni Wilson... Has two siblings, Hunter and Dakota... Plans on majoring in communications.



BRADEN WILSON



12

TY ZIMMERMAN

Junction City, Kan.
Junction City HS

DB / 6-1 / 203 / Jr.-2L

A talented safety who has earned All-Big 12 honors in each of his first two seasons... A Pre-season All-Big 12 selection by Phil Steele... Voted a team captain.

2011: Started all 13 games, earning honorable mention All-Big 12 accolades from the league's coaches... Tied for fifth on the team with 58 tackles, including one for a loss, while he picked off two passes and broke up five others... Began the season with five tackles against Eastern Kentucky, including one for a loss of 10 yards on the first play from scrimmage... Came back with seven tackles against Kent State... Made five stops against Missouri and intercepted a pass on the first play of the game, becoming the first Wildcat to open a game with an interception since 2007... Followed that up with five tackles at Texas Tech... Made three tackles and broke up two passes against Oklahoma... Totaled six tackles and recorded his second interception at Texas... Made one tackle and broke up two passes against Arkansas in the Cotton Bowl.

2010: A freshman All-American by Phil Steele, FWAA and Rivals.com who developed into one of Kansas State's most consistent defenders down the stretch of the season... Started 12 games and totaled 74 tackles, four for losses, three interceptions, three pass breakups and two fumble recoveries... Finished the season second in the Big 12 in tackles among freshmen, earning Second Team All-Big 12 honors from the league's coaches and Phil Steele... Also received votes for Defensive Freshman of the Year honors from the Big 12 coaches and honorable mention All-Big 12 accolades from the Associated Press... Was the first true freshman in school history to earn all-conference honors from the league's coaches... His 74 tackles were two shy of entering the top five list for a freshmen in school history... Started the final 12 games of the regular season and carded six or more tackles in eight of the last nine contests... Registered a career high 12 tackles against Oklahoma State, including two for a loss, while wrapping up eight ball carriers against both UCF and Baylor... Had seven stops vs. both Texas and North Texas, while picking off two Longhorn passes and one Mean Green pass... His two interceptions against UT tied for the most in a single game in the Big 12 in 2010... Also had six stops at Kansas, including one for a loss, and returned a fumble 24 yards... Carded another six tackles at Missouri and Colorado, while he returned a punt 41 yards against the Buffaloes, the longest by a Wildcat since 2008.


HIGH SCHOOL: A four-year letterwinner at quarterback and defensive back for the Blue Jays under head coach and father Randall Zimmerman... Was 144-of-221 for 1,920 yards and 25 touchdowns as a senior in 2008, while rushing 133 times for 1,046 yards and 18 scores... Led the Blue Jays to a 13-0 record and the 2008 Kansas 6A State Championship... Scored all three of the Blue Jays' touchdowns in the state championship... Named to the *Wichita Eagle* Kansas Top 11 team... Named first team all-state in 2007 and 2008, as well as an honorable mention in 2006... Also lettered two years in basketball and baseball.

PERSONAL: Born June 23, 1990... Parents are Randall and Stefanie Zimmerman... Majoring in secondary education.

CAREER STATS - DEFENSE

Year	G	UA	A	Total	TFL	Yds	PD	FF	FR
2010	13	41	33	74	4.0	7	6	0	2
2011	13	40	18	58	1.0	10	7	0	0
TOTAL	26	81	51	132	5.0	17	13	0	2

CAREER-HIGHS - Tackles: 12, vs. Oklahoma State (10/30/10); Solos: 7, vs. Oklahoma State (10/30/10); TFL: 2.0, vs. Oklahoma State (10/30/10); PD: 2, four times; INT: 2 vs. Texas (11/6/10).



TY ZIMMERMAN

**HAKEEM
AKINOLA**
DEFENSIVE LINEMAN
6-4 / 300 / Jr.-TR
Burtonsville, Md.
Fullerton College

62

COMMUNITY COLLEGE: Played at Fullerton College... Finished the 2011 season with 22 tackles, including 8.5 for loss at one sack... Also recovered a fumble.

HIGH SCHOOL: Prepped at Paint Branch High School in Burtonsville, Md.

**TRAVIS
BRITZ**
DEFENSIVE LINEMAN
6-4 / 287 / Fr.-HS
Harrisonville, Mo.
Harrisonville HS

95

HIGH SCHOOL: Rated the No. 20 player in the state of Missouri by Rivals.com... A 2011 first team all-state pick by the Missouri Coaches Association and Missouri Sports Writers Association... 2011 *Kansas City Star* All-Metro First Team pick... Recorded 70 tackles and seven sacks in 2011 for Harrisonville... Collected 99 tackles and three sacks as a junior... Totaled 214 career tackles in three seasons... Two-time All-Missouri River Valley pick... *MaxPrep* Second Team All-American and Missouri Class 4 Defensive MVP in 2011... Also took fourth in the state in wrestling as a heavyweight in 2011... Accumulated a 3.3 GPA in high school.

PERSONAL: Travis Britz was born January 26, 1994... Son of Janice and Tom Britz.

**DEANTE
BURTON**
WIDE RECEIVER
6-2 / 200 / Fr.-HS
Manhattan, Kan.
Manhattan HS

84

HIGH SCHOOL: Helped Manhattan to an 11-1 record in 2011... First Team All-Centennial League as a senior... Earned all-state honors as a defensive back... Had 20 receptions for 327 yards, five touchdowns, and a pair of interceptions... Also collected 216 rushing yards and three scores in 2011... Returned a punt 63 yards for a touchdown in the 2011 playoffs against Dodge City... Totaled two punt return scores on the year... Had 244 yards receiving in 2010 with three touchdowns... A two-year starter at both wide receiver and defensive back... Lettered three seasons for the Indians and compiled a 30-3 record during that time.

PERSONAL: Deante Burton was born July 12, 1994... Son of Morrison and Valentina Burton.

**MARQUEZ
CLARK**
WIDE RECEIVER
6-0 / 180 / Jr.-TR
Texarkana, Texas
Navarro JC

87

COMMUNITY COLLEGE: The No. 16 rated junior college player in the nation by Rivals.com... A 2011 First Team All-American and Southwest Junior College Football Conference MVP... Set NJCAA individual single-season receiving records for receptions (98) and yardage (1,639) and claimed virtually every Navarro career and single-season pass-catching record in the process in 2011... Totaled 100-plus receiving yards in each of his final 10 games... Caught nine or more passes in six of those games, including a 13-catch, 186-yard effort in a 40-24 Heart Of Texas Bowl win over New Mexico Military Institute... In 23 games during two years at Navarro, finished with 126 receptions for 2,039 yards and 19 touchdowns, but also starred in an all-purpose role by totaling 3,304 yards and 20 touchdowns in 181 plays - almost 18.3 yards per touch... For his career, averaged 26.1 yards on 38 kickoff returns and 20.3 yards on 10 punt returns during the 2011 season, including one for an 84-yard score against Trinity Valley... Led Navarro to a 21-3 record in two seasons, including a national title in 2010 and a No. 5 national ranking in 2011.

HIGH SCHOOL: A First Team All-District 16-3A pick as a junior and senior at Liberty-Eylau by Rivals.com... Voted Offensive Most Valuable Player as a sophomore... Holds school records in the 100-meter and 200-meter dash... Took fifth in the 100-meter dash in the 2010 Texas State Championships... A former teammate of former Oregon running back and current San Francisco 49'er LaMichael James.

PERSONAL: Marquez Clark was born September 26, 1991.

**ELLWOOD
CLEMENT**
OFFENSIVE LINEMAN
6-5 / 310 / Jr.-TR
Deptford, N.J.
Eastern Arizona CC

75

COMMUNITY COLLEGE: Helped Eastern Arizona to a 9-3 record in 2011... A second team all-conference pick as a freshman... A First Team All-American and first team all-conference pick in his sophomore season... Helped Eastern Arizona finish with a national ranking of No. 20 and No. 19 in his two years... Led the way for the No. 1 rushing attack in the NJCAA in each of his two years.

HIGH SCHOOL: Named to the All-Tri County team and was a second team all-state pick at Deptford... Also received honorable mention accolades in basketball.

PERSONAL: Ellwood Clement was born January 22, 1991... Son of Yetta Clement.

**WILL
DAVIS**
LINEBACKER

6-1 / 213 / Fr.-HS
 Southlake, Texas
 Carroll HS

49

HIGH SCHOOL: Led Carroll to an undefeated state championship in 2011... Had 176 tackles, including 115 solos, 10 sacks, six knockdowns, two forced fumble and two fumble recoveries... Named the Texas Class 5A Defensive Player of the Year by the Texas Sports Writers Association and Padilla Poll... Team captain and Defensive MVP in 2011 and also was named the Defensive MVP of the 2011 state title game... Earned 2011 first team all-state honors from Fox Sports, Old Coach and 5A Texas Football... Named all-area by the *Dallas Morning News* and Old Coach... Named one of the state's top recruits by the *Fort Worth Star-Telegram*, *Dallas Morning News*, *Dave Campbell's Texas Football* and *Lemming*... Totaled 308 tackles, 25 for a loss, and 14.0 sacks in his final two seasons... Led Carroll to a combined 37-6 record in three seasons... Also an academic all-state scholar and a member of the National Honor Society.

PERSONAL: Will Davis was born November 4, 1993... Son of Barry and Leigh Davis.

**ADERIUS
EPPS**
OFFENSIVE LINEMAN

6-2 / 295 / Fr.-HS
 Cedar Hill, Texas
 Cedar Hill HS

72

HIGH SCHOOL: Named to the Old Coach Texas Top 100 list... Rated the No. 87 player in the state of Texas by Old Coach... First team all-district as a senior and honorable mentioned pick as a junior... Team captain as a junior and senior... Led the team in pancakes, averaging 5.0 a game... Four-year letterman... Earned a third-place finish at the regional power lifting meet... Also a team captain on the basketball team.

PERSONAL: Aderius Epps was born May 18, 1994... Son of Oscar and Belenthia Epps.

**ALAUNA
FINAU**
DEFENSIVE END

6-2 / 255 / Jr.-TR
 Compton, Calif.
 Cerritos College

94

COMMUNITY COLLEGE: Played two years at Cerritos College... Registered 21 tackles, including nine for loss and six sacks as a sophomore in 2011... Also broke up two passes and recovered a fumble... Posted 20 tackles in 2010 with four TFLs and 1.5 sacks.

HIGH SCHOOL: Prepped at Dominguez High School in Compton, Calif., where he earned all-league honors as a senior... Finished with 45 tackles, nine sacks and an 86-yard interception return for a touchdown... Added two receiving touchdown on offense... Also played on the volleyball team.

PERSONAL: Alauna Finau was born July 13, 1992, in Compton, Calif... Son of Sina and Leaura Finau... Older brother, John, signed at K-State, but played collegiately at New Mexico State... Cousin David Moala played at Arizona State.

**KENT
GAINOUS**
DEFENSIVE BACK

6-1 / 190 / Jr.-TR
 Orlando, Fla.
 Trinity Valley CC

29

COMMUNITY COLLEGE: Tallied 35 tackles and an interception last fall for Trinity Valley... An All-SWJCC first team selection... Teammate of fellow Wildcat signee Wesley Hollingshed.

HIGH SCHOOL: Named a Third-Team All-4A state selection as a senior at Edgewater High School.

PERSONAL: Kent Gainous was born April 6, 1992... Son of Kent and Cynthia Gainous.

**CHARLES
JONES**
RUNNING BACK

5-11 / 180 / Fr.-HS
 Mandeville, La.
 Mandeville HS

24

HIGH SCHOOL: A three-year starter for head coach Guy Lecompte at Mandeville High School... Rushed for 1,767 yards and 22 touchdowns while hauling in 31 passes for 321 yards during his senior season... An honorable mention all-state pick by the LSWA... Named the New Orleans Player of the Week following a 213-yard performance against Parkway... Accounted for nearly 700 yards from scrimmage and eight touchdowns as a junior... Will join fellow New Orleans-area Wildcats Cornelius Lucas, Torell Miller and Daniel Sams.

PERSONAL: Charles Jones was born January 20, 1994... Son of Charles and Zondra Jones.

**JARVIS
LEVERETT**
RUNNING BACK
 5-11 / 200 / Fr.-HS
 Katy, Texas
 Cypress Lakes HS

28

HIGH SCHOOL: Listed as the eighth-best running back in Texas by the *Houston Chronicle*... Also named to the newspaper's Texas Top 100 list... In a three-game stretch for Cypress Lakes in 2011, he had 500 yards rushing and five touchdowns... Was named the school's MVP as a sophomore in track... Member of the district qualifying 4x100 meter relay team as a sophomore.

PERSONAL: Jarvis Leverett was born April 21, 1994... Son of Pearline Williams.

**CHAQUIL
REED**
DEFENSIVE LINEMAN
 6-3 / 290 / Jr.-TR
 Wichita, Kan.
 Butler CC

98

COMMUNITY COLLEGE: Helped lead Butler to a combined 22-2 record in 2010 and 2011... Collected 43 tackles and five sacks en route to 2011 all-conference honors... Also tallied 21 tackles in 2010.

HIGH SCHOOL: Combined for 216 tackles, including 83 as a senior, in three seasons at Wichita East... Collected 11 sacks as a senior and 16.5 for his career... Named an all-city performer in 2007, 2008 and 2009... Played fullback and defensive tackle... Teammate of current Wildcat Arthur Brown... Also lettered in basketball.

PERSONAL: Chaquill Reed was born December 4, 1991... Grandson of Israel and Nancy Reed... Cousin, Kamerion Wimbley, plays for the Tennessee Titans.

**DONNIE
STARKS**
DEFENSIVE BACK
 5-11 / 180 / Fr.-HS
 Crosby, Texas
 Crosby HS

10

HIGH SCHOOL: Was the District 19-4A Newcomer of the Year during his sophomore season at Crosby High School... An all-district cornerback during his senior year... Accumulated 189 solo tackles, 44 assisted tackles and six interceptions with a touchdown... Also ran track two years.

PERSONAL: Donnie Starks was born June 6, 1994... Son of Henry and Ann Starks.

2011 STATISTICS

OVERALL: 10-3 (HOME: 6-1, ROAD: 4-1, NEUTRAL: 0-1) | BIG 12 CONFERENCE: 7-2 (HOME: 4-1, ROAD: 3-1, NEUTRAL: 0-0)

RESULTS 10-3 [7-2 BIG 12]

DATE	OPPONENT	RESULT	SCORE	TV	ATTEND
Sept. 3	Eastern Kentucky	W	10-7	K-StateHD.TV	50,292
Sept. 17	Kent State	W	37-0	FCS	50,483
Sept. 24	at Miami	W	28-24	ESPNU	43,786
Oct. 1	Baylor*	W	36-35	ABC	49,399
Oct. 8	Missouri*	W	24-17	ABC	48,435
Oct. 15	at Texas Tech*	W	41-34	FSN	49,744
Oct. 22	at Kansas*	W	59-21	FSN	47,157
Oct. 29	Oklahoma*	L	17-58	ESPN	51,004
Nov. 5	at Oklahoma State*	L	45-52	ABC	58,895
Nov. 12	Texas A&M	W	53-50 (40T)	ABC	46,204
Nov. 19	at Texas*	W	17-13	FX	100,705
Dec. 3	Iowa State*	W	30-23	FSN	47,392
Jan. 6	vs. Arkansas (Cotton Bowl)	L	16-29	FOX	80,956

* Big 12 Conference Game

TEAM STATISTICS

	KANSAS STATE	OPPONENTS
SCORING	413	363
Points Per Game	31.8	27.9
FIRST DOWNS	255	264
Rushing	138	99
Passing	90	151
Penalty	27	14
RUSHING YARDAGE	2411	1707
Yards gained rushing	2856	2046
Yards lost rushing	445	339
Rushing Attempts	606	429
Average Per Rush	4.0	4.0
Average Per Game	185.5	131.3
TDs Rushing	34	18
PASSING YARDAGE	1970	3423
Comp-Att-Int	167-290-6	301-478-18
Average Per Pass	6.8	7.2
Average Per Catch	11.8	11.4
Average Per Game	151.5	263.3
TDs Passing	13	26
TOTAL OFFENSE	4381	5130
Total Plays	896	907
Average Per Play	4.9	5.7
Average Per Game	337.0	394.6
KICK RETURNS: #-Yards	50-1260	60-1202
PUNT RETURNS: #-Yards	19-160	19-191
INT RETURNS: #-Yards	18-273	6-166
KICK RETURN AVERAGE	25.2	20.0
PUNT RETURN AVERAGE	8.4	10.1
INT RETURN AVERAGE	15.2	27.7
FUMBLES-LOST	23-9	20-9
PENALTIES-Yards	61-465	85-837
Average Per Game	35.8	64.4
PUNTS-Yards	67-2772	60-2467
Average Per Punt	41.4	41.1
Net punt average	36.7	36.1
TIME OF POSSESSION/Game	33:55	26:04
3RD-DOWN Conversions	82/194	74/186
3rd-Down Pct	42%	40%
4TH-DOWN Conversions	8/11	12/23
4th-Down Pct	73%	52%
SACKS BY-Yards	23-141	43-246
MISC YARDS	33	0
TOUCHDOWNS SCORED	52	45
FIELD GOALS-ATTEMPTS	17-23	17-24
ON-SIDE KICKS	0-0	1-1
RED-ZONE SCORES	(53-60) 88%	(38-45) 84%
RED-ZONE TOUCHDOWNS	(41-60) 68%	(28-45) 62%
PAT-ATTEMPTS	(48-49) 98%	(40-43) 93%
ATTENDANCE	343209	300287
Games/Avg Per Game	7/49030	5/60057
Neutral Site Games		1/80956

SCORE BY QUARTERS	1ST	2ND	3RD	4TH (OT)	TOTAL
Kansas State	81	138	83	89 (22)	413
Opponents	61	107	94	82 (19)	363

RUSHING

PLAYER	GP	ATT.	GAIN	LOSS	NET	AVG.	TD	LONG	YPG
Klein, Collin	13	317	1448	307	1141	3.6	27	63	87.8
Hubert, John	13	200	1034	64	970	4.8	3	47	74.6
Pease, Angelo	10	36	159	15	144	4.0	2	14	14.4
Lockett, Tyler	9	10	112	2	110	11.0	0	57	12.2
Rose, Robert	4	9	35	0	35	3.9	0	11	8.8
Lamur, Sammuel	3	6	21	4	17	2.8	1	11	5.7
Brown, Bryce	2	3	17	1	16	5.3	0	12	8.0
Wilson, Braden	13	5	16	1	15	3.0	0	6	1.2
Harper, Chris	13	3	9	4	5	1.7	0	8	0.4
Smith, Brodrick	7	1	3	0	3	3.0	0	3	0.4
Thompson, T.	12	2	2	4	-2	-1.0	1	2	-0.2
TEAM	9	14	0	43	-43	-3.1	0	0	-4.8
Total.....	13	606	2856	445	2411	4.0	34	63	185.5
Opponents.....	13	429	2046	339	1707	4.0	18	63	131.3

PASSING

PLAYER	G	EFFIC.	CMP-ATT-INT	PCT.	YARDS	TD	LG	AVG/G
Klein, Collin	13	125.63	161-281-6	57.3	1918	13	68	147.5
Lamur, Sammuel	3	129.60	6-8-0	75.0	52	0	12	17.3
TEAM	9	0.00	0-1-0	0.0	0	0	0	0.0
Pease, Angelo	10	0.00	0-0-0	0.0	0	0	0	0.0
Total.....	13	125.30	167-290-6	57.6	1970	13	68	151.5
Opponents.....	13	133.54	301-478-18	63.0	3423	26	54	263.3

RECEIVING

PLAYER	G	NO	YDS	AVG	TD	LONG	AVG/G
Harper, Chris	13	40	547	13.7	5	53	42.1
Hubert, John	13	24	188	7.8	1	24	14.5
Smith, Sheldon	11	22	177	8.0	1	24	16.1
Thompson, T.	12	21	338	16.1	1	68	28.2
Lockett, Tyler	9	18	246	13.7	3	48	27.3
Tannahill, T.	13	10	104	10.4	1	34	8.0
McDonald, Andre	12	9	136	15.1	1	34	11.3
Smith, Brodrick	7	8	89	11.1	0	18	12.7
Miller, Torell	6	4	54	13.5	0	21	9.0
Sexton, Curry	11	4	43	10.8	0	27	3.9
Pease, Angelo	10	2	21	10.5	0	14	2.1
Wilson, Braden	13	2	14	7.0	0	11	1.1
McFall, Zach	3	1	5	5.0	0	5	1.7
Davis, Arrison	2	1	5	5.0	0	5	2.5
Brown, Bryce	2	1	3	3.0	0	3	1.5
Total.....	13	167	1970	11.8	13	68	151.5
Opponents.....	13	301	3423	11.4	26	54	263.3

TOTAL OFFENSE

PLAYER	G	PLAYS	RUSH	PASS	TOTAL	AVG/G
Klein, Collin	13	598	1141	1918	3059	235.3
Hubert, John	13	200	970	0	970	74.6
Pease, Angelo	10	36	144	0	144	14.4
Lockett, Tyler	9	10	110	0	110	12.2
Lamur, Sammuel	3	14	17	52	69	23.0
Rose, Robert	4	9	35	0	35	8.8
Brown, Bryce	2	3	16	0	16	8.0
Wilson, Braden	13	5	15	0	15	1.2
Harper, Chris	13	3	5	0	5	0.4
Smith, Brodrick	7	1	3	0	3	0.4
Thompson, T.	12	2	-2	0	-2	-0.2
TEAM	9	15	-43	0	-43	-4.8
Total.....	13	896	2411	1970	4381	337.0
Opponents.....	13	907	1707	3423	5130	394.6

2011 STATISTICS

OVERALL: 10-3 (HOME: 6-1, ROAD: 4-1, NEUTRAL: 0-1) | BIG 12 CONFERENCE: 7-2 (HOME: 4-1, ROAD: 3-1, NEUTRAL: 0-0)

SCORING

PLAYER	TD	FGS	KICK	PATs			DXP	SAF	PTS
				RUSH	RCV	PASS			
Klein, Collin	27	0-0	0-0	0-0	0	0-1	0	0	162
Cantele, A.	0	17-23	48-49	0-0	0	0-0	0	0	99
Lockett, Tyler	5	0-0	0-0	0-0	0	0-0	0	0	30
Harper, Chris	5	0-0	0-0	0-0	0	0-0	0	0	30
Hubert, John	4	0-0	0-0	0-0	0	0-0	0	0	24
Pease, Angelo	2	0-0	0-0	0-0	0	0-1	0	0	12
Thompson, T.	2	0-0	0-0	0-0	0	0-0	0	0	12
Malone, Nigel	1	0-0	0-0	0-0	0	0-0	1	0	8
Tannahill, T.	1	0-0	0-0	0-0	0	0-0	0	0	6
McDonald, Andre	1	0-0	0-0	0-0	0	0-0	0	0	6
Lamur, Sammuuel	1	0-0	0-0	0-0	0	0-0	0	0	6
Smith, Sheldon	1	0-0	0-0	0-0	0	0-0	0	0	6
Garrett, David	1	0-0	0-0	0-0	0	0-0	0	0	6
Chapman, Allen	1	0-0	0-0	0-0	0	0-0	0	0	6
Total.....	52	17-23	48-49	0-0	0	0-2	1	0	413
Opponents.....	45	17-24	40-43	0-0	1	1-2	0	0	363

PUNT RETURNS

PLAYER	NO	YDS	AVG	TD	LONG
Thompson, T.	10	123	12.3	0	26
Lockett, Tyler	6	38	6.3	0	12
Zimmerman, Ty	1	-5	-5.0	0	0
Garrett, David	1	7	7.0	0	7
Hartman, Tysyn	1	-3	-3.0	0	0
Total.....	19	160	8.4	0	26
Opponents.....	19	191	10.1	1	51

KICKOFF RETURNS

PLAYER	NO	YDS	AVG	TD	LONG
Thompson, T.	18	348	19.3	0	40
Lockett, Tyler	16	563	35.2	2	100
Garrett, David	13	297	22.8	0	48
Lamur, Emmanuel	1	16	16.0	0	16
Dowling, Laton	1	15	15.0	0	15
Harper, Chris	1	21	21.0	0	21
Total.....	50	1260	25.2	2	100
Opponents.....	60	1202	20.0	0	42

INTERCEPTIONS

PLAYER	NO	YDS	AVG	TD	LONG
Malone, Nigel	7	92	13.1	1	24
Hartman, Tysyn	3	13	4.3	0	13
Zimmerman, Ty	2	38	19.0	0	23
Garrett, David	2	45	22.5	1	45
Guidry, Raphael	1	0	0.0	0	0
Brown, Arthur	1	10	10.0	0	10
Chapman, Allen	1	60	60.0	1	60
Lamur, Emmanuel	1	15	15.0	0	15
Total.....	18	273	15.2	3	60
Opponents.....	6	166	27.7	0	61

FUMBLE RETURNS

PLAYER	NO	YDS	AVG	TD	LONG
Total.....	0	0	0.0	0	0
Opponents.....	1	18	18.0	0	18

ALL-PURPOSE YARDAGE

PLAYER	G	RUSH	REC	PR	KOR	IR	TOT	AVG/G
Hubert, John	13	970	188	0	0	0	1158	89.1
Klein, Collin	13	1141	0	0	0	0	1141	87.8
Lockett, Tyler	9	110	246	38	563	0	957	106.3
Thompson, T.	12	-2	338	123	348	0	807	67.2
Harper, Chris	13	5	547	0	21	0	573	44.1
Garrett, David	13	0	0	7	297	45	349	26.8
Smith, Sheldon	11	0	177	0	0	0	177	16.1
Pease, Angelo	10	144	21	0	0	0	165	16.5
McDonald, Andre	12	0	136	0	0	0	136	11.3
Tannahill, T.	13	0	104	0	0	0	104	8.0
Malone, Nigel	13	0	0	0	0	92	92	7.1
Smith, Brodrick	7	3	89	0	0	0	92	13.1
Chapman, Allen	13	0	0	0	0	60	60	4.6
Miller, Torell	6	0	54	0	0	0	54	9.0
Sexton, Curry	11	0	43	0	0	0	43	3.9
Rose, Robert	4	35	0	0	0	0	35	8.8
Zimmerman, Ty	13	0	0	-5	0	38	33	2.5
Lamur, Emmanuel	13	0	0	0	16	15	31	2.4
Wilson, Braden	13	15	14	0	0	0	29	2.2
Brown, Bryce	2	16	3	0	0	0	19	9.5
Lamur, Sammuuel	3	17	0	0	0	0	17	5.7
Dowling, Laton	8	0	0	0	15	0	15	1.9
Brown, Arthur	13	0	0	0	0	10	10	0.8
Hartman, Tysyn	13	0	0	-3	0	13	10	0.8
Davis, Arrison	2	0	5	0	0	0	5	2.5
McFall, Zach	3	0	5	0	0	0	5	1.7
TEAM	9	-43	0	0	0	0	-43	-4.8
Total.....	13	2411	1970	160	1260	273	6074	467.2
Opponents.....	13	1707	3423	191	1202	166	6689	514.5

PUNTING

PLAYER	NO	YDS	AVG	LONG	TB	FC	I20	BLKD
Doerr, Ryan	67	2733	40.8	65	6	32	14	2
TEAM	0	39	0.0	24	0	0	0	0
Total.....	67	2772	41.4	65	6	32	14	2
Opponents.....	60	2467	41.1	67	7	17	19	0

FIELD GOALS

PLAYER	FGM-FGA	PCT	01-19	20-29	30-39	40-49	50+	LG	BLK
Cantele, A.	17-23	73.9	1-1	5-6	7-9	3-6	1-1	54	1

FIELD GOAL SEQUENCE

GAME	KANSAS STATE	OPPONENTS
Eastern Kentucky	37, (36)	42
Kent State	(49), (22), (30)	-
Miami	46	(39)
Baylor	(28), (37), 42, (31)	47
Missouri	(20)	(32), 43, 37
Texas Tech	31	48, 38, (47), (19)
Kansas	(26)	-
Oklahoma	(54), 25	(53)
Oklahoma State	(37)	(19), (29), (40)
Texas A&M	(44), (38)	50, (17), (42), (20)
Texas	(20)	(48) (26)
Iowa State	(37), (47), (19)	(43)
Arkansas	43	(26), (22), (30)

() - Made

KICKOFFS

PLAYER	NO	YDS	AVG	TB	OB	RETN	NET	YDLN
Cantele, A.	76	4727	62.2	14	2			
Total.....	76	4727	62.2	14	2	1202	42.7	27
Opponents.....	69	4409	63.9	17	2	1260	40.7	29

GAME-BY-GAME PASSING

COLLIN KLEIN	Att	Comp	Int	Pct	Yards	TD	Long	Sack	Yds	Effic.
Eastern Kentucky	21	13	1	61.9	128	1	33	2	15	119.30
Kent State	18	9	0	50.0	74	1	15	1	15	102.87
at Miami	18	12	0	66.6	133	2	34	4	22	165.40
Baylor	28	13	1	46.4	146	2	24	3	28	106.66
Missouri	16	11	1	68.7	112	0	32	3	8	115.05
at Texas Tech	18	12	0	66.7	146	1	35	1	2	153.13
at Kansas	19	12	0	63.2	195	1	48	0	0	166.74
Oklahoma	16	8	0	50.0	58	0	11	7	50	80.45
at Oklahoma State	38	22	1	57.9	231	1	34	2	12	112.38
Texas A&M	27	17	1	63.0	281	1	53	4	23	155.20
at Texas	17	9	0	52.9	83	1	24	5	32	113.36
Iowa State	15	7	0	46.7	158	1	68	4	11	157.15
vs. Arkansas	30	16	1	53.3	173	1	23	6	28	106.11
TOTALS	281	161	6	57.3	1918	13	68	42	246	125.6

SAMMUEL LAMUR	Att	Comp	Int	Pct	Yards	TD	Long	Sack	Yds	Effic.
Eastern Kentucky	-	-	-	-	-	-	-	-	-	-
Kent State	6	4	0	66.6	42	0	12	0	0	125.47
at Miami	-	-	-	-	-	-	-	-	-	-
Baylor	-	-	-	-	-	-	-	-	-	-
Missouri	-	-	-	-	-	-	-	-	-	-
at Texas Tech	-	-	-	-	-	-	-	-	-	-
at Kansas	2	2	0	100.0	10	0	5	0	0	142.00
Oklahoma	-	-	-	-	-	-	-	-	-	-
at Oklahoma State	-	-	-	-	-	-	-	-	-	-
Texas A&M	-	-	-	-	-	-	-	-	-	-
at Texas	-	-	-	-	-	-	-	-	-	-
Iowa State	-	-	-	-	-	-	-	-	-	-
vs. Arkansas	-	-	-	-	-	-	-	-	-	-
TOTALS	8	6	0	75.0	52	0	12	0	0	129.60

GAME-BY-GAME RUSHING (NO-YDS/TDs)

PLAYER	NO-YDS/TDs	EKU	KENT	UM	BU	MU	TTU	KU	OU	OSU	TAMU	UT	ISU	UA
Klein, Collin	317-1141/27	25-78/0	19-139/2	22-93/1	25-113/1	24-45/3	23-110/3	13-92/4	26-92/2	29-144/3	35-103/5	26-4/1	26-86/1	24-42/1
Hubert, John	200-970/3	17-91/0	9-29/0	18-166/1	16-57/0	26-126/0	19-76/0	17-92/1	12-71/0	14-40/0	13-33/0	12-32/0	15-120/1	12-37/0
Pease, Angelo	36-144/2	5-11/0	5-16/0	0-0/0	5-33/1	0-0/0	3-7/0	8-61/0	2-4/0	4-12/1	2-0/0	0-0/0	0-0/0	2-0/0
Lockett, Tyler	10-110/0	0-0/0	1-4/0	1-1/0	1-4/0	0-0/0	1-2/0	0-0/0	3-15/0	3-84/0	0-0/0	0-0/0	0-0/0	0-0/0
Robert Rose	9-35/0	0-0/0	5-29/0	3-5/0	0-0/0	0-0/0	0-0/0	1-1/0	0-0/0	0-0/0	0-0/0	0-0/0	0-0/0	0-0/0
Lamur, Samuel	6-17/1	0-0/0	3-2/0	0-0/0	0-0/0	0-0/0	0-0/0	3-15/1	0-0/0	0-0/0	0-0/0	0-0/0	0-0/0	0-0/0
Wilson, Braden	5-15/0	2-2/0	0-0/0	0-0/0	0-0/0	1-4/0	0-0/0	0-0/0	0-0/0	0-0/0	0-0/0	0-0/0	0-0/0	2-8/0
Harper, Chris	3-5/0	0-0/0	0-0/0	0-0/0	1-8/0	0-0/0	0-0/0	0-0/0	0-0/0	0-0/0	0-0/0	0-0/0	1-1/0	0-0/0
Thompson, Tramaine	2--2/1	0-0/0	0-0/0	0-0/0	0-0/0	0-0/0	0-0/0	0-0/0	0-0/0	0-0/0	1--4/1	1-2/0	0-0/0	0-0/0
Smith, Brodrick	1-3/0	0-0/0	0-0/0	0-0/0	0-0/0	1-3/0	0-0/0	0-0/0	0-0/0	0-0/0	0-0/0	0-0/0	0-0/0	0-0/0

GAME-BY-GAME RECEIVING (NO-YDS/TDs)

PLAYER	NO-YDS/TDs	EKU	KENT	UM	BU	MU	TTU	KU	OU	OSU	TAMU	UT	ISU	UA
Harper, Chris	40-547/5	4-61/1	4-38/0	3-23/0	6-67/1	2-37/0	2-25/1	5-55/0	2-14/0	5-55/0	4-134/1	2-27/1	0-0/0	1-11/0
Hubert, John	24-188/1	3-16/0	1-3/0	0-0/0	3-47/1	0-0/0	3-26/0	1-1/0	0-0/0	3-29/0	4-20/0	3-23/0	2-28/0	1-(-5)/0
Smith, Sheldon	22-177/1	2-15/0	1-3/1	4-27/0	1-0/0	4-29/0	0-0/0	0-0/0	0-0/0	2-15/0	1-8/0	2-30/0	0-0/0	5-50/0
Thompson, Tramaine	21-338/1	0-0/0	0-0/0	0-0/0	0-0/0	1-8/0	2-41/0	1-29/0	1-11/0	6-71/0	4-37/0	1--3/0	2-87/1	3-57/0
Lockett, Tyler	18-246/3	2-25/0	0-0/0	1-20/1	1-5/0	0-0/0	3-30/0	5-110/1	3-24/0	3-32/1	0-0/0	0-0/0	0-0/0	0-0/0
Tannahill, Travis	10-104/1	0-0/0	0-0/0	1-3/1	0-0/0	1-6/0	1-15/0	0-0/0	2-9/0	1-8/0	1-34/0	1-6/0	1-17/0	1-6/0
McDonald, Andre	9-136/1	0-0/0	1-15/0	1-34/0	2-27/0	1-18/0	1-9/0	0-0/0	0-0/0	1-15/0	1-15/0	0-0/0	0-0/0	1-3/1
Smith, Brodrick	8-89/0	1-8/0	2-21/0	2-26/0	0-0/0	0-0/0	0-0/0	0-0/0	0-0/0	0-0/0	0-0/0	0-0/0	1-5/0	2-29/0
Miller, Torell	4-54/0	0-0/0	1-11/0	0-0/0	0-0/0	0-0/0	0-0/0	0-0/0	0-0/0	0-0/0	0-0/0	0-0/0	1-21/0	2-22/0
Sexton, Curry	4-43/0	0-0/0	1-4/0	0-0/0	0-0/0	0-0/0	0-0/0	0-0/0	0-0/0	1-6/0	2-33/0	0-0/0	0-0/0	0-0/0
Pease, Angelo	2-21/0	0-0/0	2-32/0	0-0/0	0-0/0	0-0/0	0-0/0	0-0/0	0-0/0	0-0/0	0-0/0	0-0/0	0-0/0	0-0/0
Wilson, Braden	2-14/0	0-0/0	0-0/0	0-0/0	0-0/0	2-14/0	0-0/0	0-0/0	0-0/0	0-0/0	0-0/0	0-0/0	0-0/0	0-0/0
Brown, Bryce	1-3/0	1-3/0	0-0/0	0-0/0	0-0/0	0-0/0	0-0/0	0-0/0	0-0/0	0-0/0	0-0/0	0-0/0	0-0/0	0-0/0



BROWN



GARRETT



LAMUR



HARTMAN



MALONE

DEFENSIVE STATISTICS

PLAYER	GP	SOLO	AST	TOTAL	TFL/YDS	SACKS	INT-YDS	PBU	QBH	FR	FF	BLK	SA
Brown, Arthur	13	57	44	101	9.5-26	2.0-6	1-10	2
Garrett, David	13	67	21	88	6.5-22	0.5-1	2-45	2	.	2-0	.	.	.
Lamur, Emmanuel	13	47	36	83	6.0-15	.	1-15	7	1	.	2	.	.
Hartman, Tysyn	13	35	34	69	1.5-3	.	3-13	.	.	.	1	.	.
Malone, Nigel	13	46	12	58	.	.	7-92	10	.	1-0	.	.	.
Zimmerman, Ty	13	40	18	58	1.0-10	.	2-38	5
Walker, Tre	13	30	22	52	3.0-7	0.5-1	.	3	.	.	1	.	.
Chapman, Allen	13	39	11	50	.	.	1-60	4	.	.	1	.	.
Kibble, Ray	13	14	24	38	5.5-13	2.0-10	1	.	.
Lutui, Vai	13	22	12	34	2.5-27	1.0-13	.	4	1	1-0	.	.	.
Davis, Adam	13	23	11	34	8.0-32	4.0-23	.	2	.	.	1	.	.
Voelker, Jordan	13	20	9	29	5.5-22	4.5-16	.	4	2
Williams, Meshak	13	19	9	28	10.0-70	7.0-59	.	.	1	1-0	1	.	.
Pearson, Matt	13	21	6	27	1.0-3
Truman, Jonathan	13	13	4	17	1-0	.	.	.
Guidry, Raphael	12	7	5	12	1.5-5	.	1-0	1	1	.	.	5	.
Evans, Randall	12	7	4	11
Childs, Jarell	11	5	6	11	1.0-6	1-0	.	.	.
Loomis, Jared	12	5	4	9	1	.	.
Milo, Jarard	12	4	4	8
Hrebec, Alex	13	6	1	7
Ferguson, Thomas	12	4	2	6
Sexton, Curry	11	1	4	5
Sua, John	4	2	2	4
Hertzog, Brian	13	2	2	4	1-0	.	.	.
Boyd, Javonta	5	3	.	3
Mueller, Ryan	13	2	1	3	0.5-2	0.5-2	.	1	1	1-0	.	.	.
Doerr, Ryan	13	1	2	3
McDonald, Andre	12	2	.	2
Slaughter, Blake	12	1	1	2
Lockett, Tyler	9	2	.	2
Wilson, Braden	13	.	2	2
St. Felix, Marc	2	.	1	1
Tuggle, Justin	4	1	.	1
Converse, Dalton	1	.	1	1
Fields, Roman	2	1	.	1
Smith, Brodrick	7	1	.	1
Heit, Marcus	12	.	1	1
Harper, Chris	13	1	.	1
Hubert, John	13	1	.	1
Total.....	13	552	316	868	63-263	23-141	18-273	45	7	9-0	9	5	.
Opponents.....	13	590	282	872	101.0-370	43-246	6-166	35	16	9-18	10	3	.

GAME-BY-GAME TACKLES (UT-AT)

PLAYER	UT-AT-TT	EKU	KENT	UM	BU	MU	TTU	KU	OU	OSU	TAMU	UT	ISU	UA
Brown, Arthur	57-44-101	1-6-7	5-7-12	5-1-6	5-3-8	2-3-5	6-1-7	5-3-8	3-4-7	5-4-9	7-2-9	1-4-5	9-3-12	3-3-6
Garrett, David	67-21-88	3-0-3	2-1-3	8-2-10	1-4-5	7-0-7	3-2-5	9-2-11	5-2-7	6-0-6	6-2-8	3-2-5	7-1-8	7-3-10
Lamur, Emmanuel	47-36-83	0-1-1	2-6-8	0-2-2	1-6-7	2-4-6	3-0-3	5-2-7	3-1-4	8-3-11	7-3-10	5-1-6	9-3-12	2-4-6
Hartman, Tysyn	35-34-69	0-0-0	1-5-6	1-1-2	3-3-6	3-3-6	8-0-8	1-2-3	2-1-3	6-2-8	4-2-6	4-5-9	1-4-5	1-6-7
Malone, Nigel	46-12-58	0-0-0	3-0-3	5-2-7	4-2-6	2-1-3	8-0-8	2-2-4	2-1-3	6-1-7	3-0-3	9-0-9	2-2-4	0-1-1
Zimmerman, Ty	40-18-58	5-1-6	3-4-7	3-0-3	2-1-3	1-4-5	4-1-5	3-1-4	3-0-3	6-0-6	3-3-6	3-3-6	3-0-3	1-0-1
Walker, Tre	31-21-52	3-0-3	0-5-5	5-3-8	1-0-1	1-3-4	8-1-9	0-2-2	2-0-2	0-0-0	2-1-3	5-4-9	3-1-4	1-1-2
Chapman, Allen	39-11-50	1-0-1	1-2-3	2-0-2	1-1-2	0-0-0	11-0-11	2-0-2	4-2-6	5-0-5	6-1-7	1-1-2	2-2-4	3-2-5
Kibble, Ray	14-24-38	2-2-4	1-2-3	0-3-3	1-3-4	0-1-1	0-2-2	3-1-4	2-0-2	1-1-2	1-3-4	1-2-3	1-3-4	1-1-2
Davis, Adam	23-11-34	0-0-0	1-0-1	2-0-2	1-2-3	3-2-5	2-0-2	1-2-3	2-1-3	1-0-1	1-1-2	2-0-2	4-2-6	3-1-4
Lutui, Vai	22-12-34	2-0-2	1-0-1	3-1-4	1-4-5	2-0-2	2-1-3	0-0-0	3-1-4	2-1-3	2-1-3	3-1-4	0-2-2	1-0-1
Voelker, Jordan	20-8-28	3-2-5	1-0-1	1-1-2	2-0-2	4-2-6	2-0-2	1-0-1	1-0-1	0-1-1	2-1-3	1-0-1	0-1-1	2-0-2
Williams, Meshak	19-9-28	3-0-3	1-3-4	0-2-2	1-0-1	0-1-1	2-0-2	3-1-4	1-0-1	1-1-2	0-0-0	3-1-4	3-0-3	1-0-1
Pearson, Matthew	21-6-27	3-0-3	2-0-2	0-0-0	1-0-1	0-0-0	0-0-0	3-2-5	2-2-4	0-0-0	3-1-4	1-0-1	2-1-3	4-0-4
Truman, Jonathan	13-4-17	3-0-3	3-1-4	0-0-0	1-0-1	0-0-0	1-0-1	2-0-2	0-0-0	3-0-3	0-0-0	0-3-3	0-0-0	0-0-0
Guidry, Raphael	7-5-12	0-1-1	0-0-0	0-0-0	0-0-0	0-0-0	1-0-1	0-0-0	1-0-1	2-0-2	2-1-3	0-0-0	0-1-1	1-2-3
Evans, Randall	7-4-11	0-0-0	0-1-1	0-0-0	1-0-1	0-0-0	0-1-1	3-2-5	0-0-0	0-0-0	0-0-0	0-0-0	2-0-2	0-0-0
Childs, Jarell	5-6-11	0-0-0	0-0-0	0-0-0	4-3-7	0-0-0	0-0-0	0-1-1	0-0-0	0-0-0	0-0-0	0-1-1	1-1-2	0-0-0
Loomis, Jared	5-4-9	1-0-1	0-0-0	0-0-0	1-0-1	1-0-1	1-0-1	0-0-0	0-0-0	0-0-0	1-0-1	0-3-3	0-1-1	0-0-0
Milo, Jared	4-4-8	0-0-0	0-1-1	0-0-0	1-0-1	1-0-1	0-0-0	0-1-1	1-1-2	0-0-0	1-1-2	0-0-0	0-0-0	0-0-0
Hrebec, Alex	6-1-7	0-0-0	1-0-1	0-0-0	0-0-0	0-0-0	0-0-0	3-1-4	0-0-0	2-0-2	0-0-0	0-0-0	0-0-0	0-0-0
Ferguson, Thomas	4-2-6	0-0-0	0-1-1	1-0-1	0-0-0	1-0-1	1-0-1	1-1-2	0-0-0	0-0-0	0-0-0	0-0-0	0-0-0	0-0-0
Sexton, Curry	1-4-5	0-0-0	0-1-1	0-0-0	0-0-0	1-0-1	0-1-1	0-1-1	0-0-0	0-0-0	0-1-1	0-0-0	0-0-0	0-0-0
Hertzog, Brian	2-2-4	0-0-0	0-1-1	0-0-0	0-0-0	0-0-0	1-0-1	1-0-1	0-0-0	0-0-0	0-0-0	0-1-1	0-0-0	0-0-0
Sua, John	2-2-4	0-0-0	0-2-2	0-0-0	0-0-0	0-0-0	0-0-0	2-0-2	0-0-0	0-0-0	0-0-0	0-0-0	0-0-0	0-0-0
Boyd, Javonta	3-0-3	0-0-0	0-0-0	0-0-0	1-0-1	0-0-0	1-0-1	1-0-1	0-0-0	0-0-0	0-0-0	0-0-0	0-0-0	0-0-0
Slaughter, Blake	1-1-2	0-0-0	0-1-1	0-0-0	0-0-0	0-0-0	0-0-0	1-0-1	0-0-0	0-0-0	0-0-0	0-0-0	0-0-0	0-0-0
Mueller, Ryan	2-1-3	0-1-1	0-0-0	0-0-0	0-0-0	0-0-0	0-0-0	0-0-0	0-0-0	0-0-0	0-0-0	0-0-0	1-0-1	1-0-0

GAME-BY-GAME TACKLES FOR LOSS (TFL-YDS)

PLAYER	TFL-YDS	EKU	KENT	UM	BU	MU	TTU	KU	OU	OSU	TAMU	UT	ISU	UA
Williams, Meshak	10.0-70	2.0-11	1.0-11	0.0-0	1.0-9	0.5-1	1.0-7	2.5-16	0.0-0	1.0-6	0.0-0	0.0-0	1.0-9	0.0-0
Brown, Arthur	9.5-26	0.5-2	2.0-11	0.5-1	1.5-4	0.0-0	0.0-0	1.0-1	0.0-0	0.0-0	0.0-0	0.0-0	2.0-3	2.0-4
Davis, Adam	8.0-32	0.0-0	0.0-0	0.0-0	0.0-0	0.0-0	1.0-5	1.0-2	1.0-1	0.0-0	0.0-0	1.0-5	1.0-1	3.0-18
Garrett, David	6.5-22	0.0-0	0.0-0	0.5-1	0.5-1	1.0-8	0.0-0	0.0-0	1.0-5	1.0-2	0.5-0	0.0-0	0.0-0	2.0-5
Lamur, Emmanuel	6.0-15	0.0-0	0.0-0	0.0-0	0.0-0	0.5-1	0.0-0	1.0-4	1.0-2	0.0-0	0.0-0	1.0-1	1.0-3	1.5-4
Kibble, Ray	5.5-13	1.0-1	1.0-6	0.0-0	0.0-0	0.5-1	0.0-0	0.5-0	1.0-1	0.0-0	0.5-0	0.0-0	0.0-0	1.0-4
Voelker, Jordan	5.0-21	2.0-8	0.0-0	0.0-0	1.0-2	2.0-11	0.0-0	0.0-0	0.0-0	0.0-0	0.0-0	0.0-0	0.0-0	0.0-0
Walker, Tre	3.5-8	1.0-1	0.0-0	0.0-0	0.0-0	0.5-1	0.0-0	0.0-0	0.0-0	0.0-0	1.0-4	0.0-0	1.0-2	0.0-0
Lutui, Vai	2.5-27	1.0-13	0.0-0	0.0-0	0.0-0	1.0-13	0.0-0	0.0-0	0.0-0	0.0-0	0.5-1	0.0-0	0.0-0	0.0-0
Hartman, Tysyn	1.5-3	0.0-0	0.0-0	0.0-0	0.0-0	0.0-0	0.0-0	0.0-0	0.0-0	0.0-0	0.0-0	0.0-0	0.0-0	1.5-3
Zimmerman, Ty	1.0-10	1.0-10	0.0-0	0.0-0	0.0-0	0.0-0	0.0-0	0.0-0	0.0-0	0.0-0	0.0-0	0.0-0	0.0-0	0.0-0
Childs, Jarell	1.0-6	0.0-0	0.0-0	0.0-0	1.0-6	0.0-0	0.0-0	0.0-0	0.0-0	0.0-0	0.0-0	0.0-0	0.0-0	0.0-0
Guidry, Raphael	1.0-4	0.0-0	0.0-0	0.0-0	0.0-0	0.0-0	1.0-4	0.0-0	0.0-0	0.0-0	0.0-0	0.0-0	0.0-0	0.0-0
Pearson, Matthew	1.0-3	1.0-3	0.0-0	0.0-0	0.0-0	0.0-0	0.0-0	0.0-0	0.0-0	0.0-0	0.0-0	0.0-0	0.0-0	0.0-0
Mueller, Ryan	0.5-2	0.5-2	0.0-0	0.0-0	0.0-0	0.0-0	0.0-0	0.0-0	0.0-0	0.0-0	0.0-0	0.0-0	0.0-0	0.0-0

GAME-BY-GAME SACKS (SACKS-YDS)

PLAYER	SKS-YDS	EKU	KENT	UM	BU	MU	TTU	KU	OU	OSU	TAMU	UT	ISU	UA
Williams, Meshak	7.0-59	1.0-9	1.0-11	0.0-0	1.0-9	0.0-0	1.0-7	2.0-14	0.0-0	0.0-0	0.0-0	0.0-0	1.0-9	0.0-0
Davis, Adam	4.0-23	0.0-0	0.0-0	0.0-0	0.0-0	0.0-0	0.0-0	0.0-0	0.0-0	0.0-0	0.0-0	1.0-5	1.0-1	2.0-17
Voelker, Jordan	4.0-15	2.0-8	0.0-0	0.0-0	1.0-2	1.0-5	0.0-0	0.0-0	0.0-0	0.0-0	0.0-0	0.0-0	0.0-0	0.0-0
Kibble, Ray	2.0-10	0.0-0	1.0-6	0.0-0	0.0-0	0.0-0	0.0-0	0.0-0	0.0-0	0.0-0	0.0-0	0.0-0	0.0-0	1.0-4
Brown, Arthur	2.0-6	0.5-2	0.0-0	0.0-0	1.5-4	0.0-0	0.0-0	0.0-0	0.0-0	0.0-0	0.0-0	0.0-0	0.0-0	0.0-0
Latui, Vai	1.0-13	0.0-0	0.0-0	0.0-0	0.0-0	1.0-13	0.0-0	0.0-0	0.0-0	0.0-0	0.0-0	0.0-0	0.0-0	0.0-0
Mueller, Ryan	0.5-2	0.5-2	0.0-0	0.0-0	0.0-0	0.0-0	0.0-0	0.0-0	0.0-0	0.0-0	0.0-0	0.0-0	0.0-0	0.0-0
Garrett, David	0.5-1	0.0-0	0.0-0	0.0-0	0.5-1	0.0-0	0.0-0	0.0-0	0.0-0	0.0-0	0.0-0	0.0-0	0.0-0	0.0-0

GAME-BY-GAME SUMMARIES

GAME	Final Score	Score By Quarter				First Downs				Rushing			Passing			Total Offense		Punting	Fumbles	Penalty	Third Downs	Total ToP
		1	2	3	4 (OT)	Ru	Pa	Pn	Tot	Att	Yds	TD	A-C-I	Yds	TD	Att	Yds	No-Avg	No-Lost	No-Yds		
EKU	7	0	0	7	0	2	4	1	7	27	10	1	26-9-2	119	0	53	129	10-41.8	0-0	8-68	3-15	23:17
K-State	10	0	0	0	10	12	6	3	21	56	175	0	21-13-1	128	1	77	303	3-43.7	5-4	7-45	7-16	36:43
Kent State	0	0	0	0	0	7	3	3	13	36	118	0	23-11-1	81	0	59	199	6-38.1	0-0	11-136	5-15	27:37
K-State	37	14	20	3	0	12	7	5	24	42	219	2	24-13-0	116	1	66	335	4-29.7	0-0	9-70	7-13	32:23
K-State	28	7	7	7	7	11	5	0	16	44	265	2	18-12-0	133	2	62	398	4-39.2	4-0	6-51	9-15	33:23
Miami	24	3	0	14	7	6	11	1	18	27	139	1	31-21-1	272	2	58	411	4-39.0	0-0	4-30	4-10	26:37
Baylor	35	7	14	14	0	9	11	1	21	30	83	0	32-23-1	346	5	62	429	2-27.0	4-2	8-103	3-11	21:13
K-State	36	13	6	7	10	13	8	3	24	51	210	2	28-13-1	146	2	79	356	3-44.0	1-0	4-35	9-19	38:47
Missouri	17	0	3	0	14	10	9	0	19	31	112	2	35-19-1	214	0	66	326	5-47.6	1-0	7-49	4-13	21:32
K-State	24	10	0	7	7	11	5	2	18	54	174	3	16-11-1	112	0	70	286	5-42.8	1-0	3-13	7-18	38:28
K-State	41	7	13	14	7	9	6	1	16	47	193	3	18-12-0	146	1	65	339	5-41.2	2-0	10-78	7-14	33:33
Texas Tech	34	7	21	3	3	7	23	2	32	33	119	3	63-43-3	461	1	96	580	2-46.0	1-1	7-62	6-14	26:27
K-State	59	7	24	21	7	15	9	2	26	42	261	6	21-14-0	205	1	63	466	3-47.7	1-0	2-25	5-10	30:39
Kansas	21	0	14	0	7	5	12	3	20	37	76	1	36-25-0	210	2	73	286	8-40.5	3-2	9-105	5-16	29:10
Oklahoma	58	14	9	21	14	8	25	1	34	25	170	3	50-37-2	520	5	75	690	2-27.0	1-0	5-45	7-10	28:46
K-State	17	3	14	0	0	10	3	2	15	43	182	2	16-8-0	58	0	59	240	7-42.0	3-1	5-35	4-13	31:14
K-State	45	10	14	7	14	13	12	2	27	51	276	4	39-22-1	231	1	90	507	5-33.4	1-1	5-40	9-18	40:49
Oklahoma State	52	14	13	7	18	6	20	0	26	17	73	2	46-36-1	502	4	63	575	2-51.0	2-2	3-35	4-9	19:11
Texas A&M	50	0	14	7	10 (19)	10	12	0	22	43	272	3	46-27-1	210	3	89	482	6-44.3	0-0	10-96	8-20	25:49
K-State	53	0	14	0	17 (22)	9	8	4	21	52	130	6	27-17-1	281	1	79	411	6-46.0	3-2	1-5	6-15	34:11
K-State	17	3	7	7	0	3	4	1	8	39	38	1	17-9-0	83	1	56	121	10-42.7	0-0	2-10	4-16	28:00
Texas	10	0	3	7	3	8	7	0	15	42	191	0	32-15-2	119	1	74	310	6-35.7	3-0	3-35	8-19	32:00
Iowa State	23	13	0	7	3	14	9	1	24	51	215	2	27-15-1	153	1	78	368	3-44.3	4-1	4-30	9-17	31:00
K-State	30	7	10	3	10	13	6	1	20	45	201	2	15-7-0	158	1	60	359	4-41.2	1-0	2-20	4-12	29:00
K-State	16	0	9	7	0	7	11	1	19	40	87	1	30-16-1	173	1	70	260	8-42.6	1-1	5-38	4-15	33:51
Arkansas	29	3	16	7	3	7	5	1	13	30	129	0	31-20-0	216	2	61	345	4-46.8	1-1	6-43	8-17	26:09

AVERAGE STARTING FIELD POSITION

	Total Drives	Total Yd. Line	Average Field Pos.	Started in Opp.	Total Scores	TD	FG	MFG	Punts	Downs	To	Clock	Total Points
Total	164	5,322	KS 32	31	60	44	16	6	69	2	15	15	362
Opponents	166	4,213	Own 25	20	57	42	15	6	60	9	27	6	337

GAME-BY-GAME OFFENSIVE STARTERS

OPPONENT	WR	LT	LG	C	RG	RT	TE	QB	WR	RB	FB
Eastern Kentucky	Smith, B.	Foketi	Finney	Simon	Taylor	Aufner	Tannahill	Klein	Harper	Hubert	Wilson
Kent State	Smith, B.	Foketi	Puetz	Finney	Freeze	Aufner	Lockett (wr)	Klein	Harper	Hubert	Smith, S. (wr)
at Miami	Smith, B.	Hanson	Puetz	Finney	Freeze	Aufner	Lockett (wr)	Klein	Harper	Hubert	Smith, S. (wr)
Baylor	Smith, B.	Hanson	Puetz	Finney	Freeze	Aufner	Lockett (wr)	Klein	Harper	Hubert	Smith, S. (wr)
Missouri	Smith, B.	Hanson	Puetz	Finney	Freeze	Aufner	Tannahill	Klein	Harper	Hubert	McDonald (te)
at Texas Tech	Thompson	Hanson	Puetz	Finney	Freeze	Aufner	Lockett (wr)	Klein	Harper	Hubert	Wilson
at Kansas	Lockett	Hanson	Putez	Finney	Freeze	Aufner	Tannahill	Klein	Harper	Hubert	Wilson
Oklahoma	Lockett	Hanson	Putez	Finney	Freeze	Aufner	Sexton (wr)	Klein	Harper	Hubert	Thompson
at Oklahoma State	Trujillo (te)	Hanson	Puetz	Finney	Freeze	Aufner	Tannahill	Klein	McDonald (te)	Hubert	Wilson
Texas A&M	Harper	Hanson	Puetz	Finney	Freeze	Aufner	Tannahill	Klein	McDonald (te)	Pease	Wilson
at Texas	Harper	Hanson	Puetz	Finney	Freeze	Aufner	Sexton (wr)	Klein	Thompson	Hubert	Smith, S.
Iowa State	Harper	Hanson	Puetz	Finney	Freeze	Aufner	Miller (wr)	Klein	Thompson	Hubert	Smith, S.
Arkansas	Harper	Hanson	Puetz	Finney	Freeze	Aufner	Tannahill	Klein	Thompson	Hubert	Wilson

GAME-BY-GAME DEFENSIVE STARTERS

OPPONENT	DE	DT	DT	DE	LB	LB	LB	CB	SS	FS	CB
Eastern Kentucky	Davis	Kibble	Lutui	Voelker	Walker	Brown	Lamur	Garrett	Zimmerman	Hartman	Malone
Kent State	Davis	Kibble	Lutui	Voelker	Walker	Brown	Lamur	Garrett	Zimmerman	Hartman	Malone
at Miami	Davis	Kibble	Lutui	Voelker	Walker	Brown	Lamur	Garrett	Zimmerman	Hartman	Malone
Baylor	Davis	Kibble	Lutui	Voelker	Walker	Brown	Chapman (db)	Garrett	Zimmerman	Hartman	Malone
Missouri	Davis	Kibble	Lutui	Voelker	Walker	Brown	Chapman (db)	Garrett	Zimmerman	Hartman	Malone
at Texas Tech	Davis	Kibble	Lutui	Voelker	Walker	Brown	Chapman (db)	Garrett	Zimmerman	Hartman	Malone
at Kansas	Davis	Kibble	Lutui	Voelker	Walker	Brown	Lamur	Garrett	Zimmerman	Hartman	Malone
Oklahoma	Davis	Kibble	Lutui	Voelker	Walker	Brown	Chapman (db)	Garrett	Zimmerman	Hartman	Malone
at Oklahoma State	Davis	Kibble	Lutui	Voelker	Chapman (db)	Brown	Lamur	Garrett	Zimmerman	Hartman	Malone
Texas A&M	Davis	Kibble	Lutui	Voelker	Walker	Brown	Lamur	Garrett	Zimmerman	Hartman	Malone
at Texas	Davis	Kibble	Lutui	Voelker	Walker	Brown	Lamur	Garrett	Zimmerman	Hartman	Malone
Iowa State	Davis	Kibble	Guidry	Voelker	Chapman (db)	Brown	Lamur	Garrett	Zimmerman	Hartman	Malone
Arkansas	Davis	Kibble	Guidry	Voelker	Chapman (db)	Brown	Lamur	Garrett	Zimmerman	Hartman	Malone

SCORING DRIVES - KANSAS STATE

OPPONENT	No. of Plays	Total Yards	Drive Time	Type of Score	Score Qtr/Time	Drive Start	Scoring Play
E. Kentucky	7	18	2:47	FG	4th/10:11	EK 37	Cantele 36 yd FG
E. Kentucky	11	86	5:41	TD	4th/1:39	KS 14	Harper 33 yd pass from Klein
Kent State	-	-	-	TD	1st/12:41	-	Garrett 45 yd interception ret
Kent State	6	95	3:11	TD	1st/5:56	KS 5	Klein 5 yd run
Kent State	17	98	7:59	TD	2nd/9:42	KS 2	Smith 3 yd pass from Klein
Kent State	6	48	2:07	TD	2nd/5:35	KENT 48	Klein 4 yd run
Kent State	7	25	2:32	FG	2nd/1:47	KS 43	Cantele 49 yd FG
Kent State	4	25	0:42	FG	2nd/0:00	KENT 31	Cantele 22 yd FG
Kent State	9	26	3:55	FG	3rd/0:21	KENT 39	Cantele 30 yd FG
Miami	11	63	5:15	TD	1st/5:57	KS 37	Klein 2 yd. run
Miami	7	80	2:16	TD	2nd/13:28	KS 20	Lockett 20 yd pass from Klein
Miami	8	83	3:58	TD	3rd/3:40	KS 17	Tannahill 3 yd pass from Klein
Miami	8	80	4:17	TD	4th/10:00	KS 20	Hubert 2 yd run
Baylor	13	69	7:34	TD	1st/5:47	KS 31	Hubert 15 yd pass from Klein
Baylor	6	15	2:33	FG	1st/3:05	BU 26	Cantele 28 yd FG
Baylor	6	45	2:03	FG	1st/0:28	KS 35	Cantele 37 yd FG
Baylor	6	46	1:46	TD	2nd/1:37	BU 46	Harper 24 yd pass from Klein
Baylor	3	82	1:23	TD	3rd/13:37	KS 18	Pease 12 yd run
Baylor	13	70	5:22	TD	4th/5:43	KS 30	Klein 1 yd run
Baylor	4	0	2:16	FG	4th/3:10	BU 15	Cantele 31 yd FG
Missouri	6	21	3:24	TD	1st/11:23	MU 21	Klein 2 yd run
Missouri	12	51	6:32	FG	1st/3:19	KS 46	Cantele 20 yd FG
Missouri	12	80	6:27	TD	3rd/5:50	KS 20	Klein 3 yd run
Missouri	7	36	3:37	TD	4th/11:23	MU 36	Klein 1 yd run
Texas Tech	-	-	-	TD	1st/14:23	-	Malone 24 yd interception ret
Texas Tech	-	-	-	TD	2nd/14:32	-	Lockett 100 yd kickoff ret
Texas Tech	9	46	4:49	TD	2nd/4:55	TT 46	Klein 1 yd run
Texas Tech	8	77	3:15	TD	3rd/11:45	KS 23	Harper 1 yd pass from Klein
Texas Tech	6	73	2:56	TD	3rd/0:00	KS 27	Klein 2 yd run
Texas Tech	3	22	1:00	TD	4th/9:52	TT 22	Klein 1 yd run
Kansas	7	73	3:24	TD	1st/4:16	KS 27	Klein 7 yd run
Kansas	5	35	1:46	TD	2nd/14:55	KU 35	Klein 6 yd run
Kansas	7	77	3:55	TD	2nd/9:31	KS 23	Hubert 5 yd run
Kansas	8	76	2:45	TD	2nd/2:10	KS 24	Klein 2 yd run
Kansas	2	48	0:11	FG	2nd/0:00	KS 43	Cantele 26 yd field goal
Kansas	-	-	-	TD	3rd/14:47	-	Lockett 97 yd kickoff ret
Kansas	2	8	0:42	TD	3rd/13:53	KU 8	Klein 1 yd run
Kansas	6	48	2:29	TD	3rd/10:33	KU 48	Lockett 19 yd pass from Klein
Kansas	10	74	5:31	TD	4th/9:17	KS 26	Lamur, S. 11 yd run
Oklahoma	4	2	1:03	FG	1st/6:07	OU 39	Cantele 54 yd field goal
Oklahoma	6	88	2:47	TD	2nd/14:52	KS 12	Klein 42 yd run
Oklahoma	3	47	0:54	TD	2nd/12:44	OU 47	Klein 2 yd run
Oklahoma State	4	3	2:14	FG	1st/3:39	OS 23	Cantele 37 yd field goal
Oklahoma State	5	77	1:57	TD	1st/1:25	KS 23	Pease 5 yd run
Oklahoma State	9	76	3:26	TD	2nd/11:36	KS 24	Klein 4 yd run
Oklahoma State	--	--	--	TD	2nd/10:46	--	Chapman 60 yd interception ret
Oklahoma State	9	80	4:36	TD	3rd/5:48	KS 20	Lockett 14 yd pass from Klein
Oklahoma State	14	70	8:28	TD	4th/5:16	KS 30	Klein 4 yd run
Oklahoma State	3	20	1:29	TD	4th/3:18	OS 20	Klein 12 yd run
Texas A&M	9	33	5:11	TD	2nd/3:45	AM 33	Klein 2 yd run
Texas A&M	5	70	1:55	TD	2nd/0:40	KS 30	Klein 3 yd run
Texas A&M	8	87	4:28	TD	4th/14:08	KS 13	Klein 2 yd run
Texas A&M	4	80	0:49	TD	4th/5:49	KS 20	Harper 53 yd pass from Klein
Texas A&M	6	41	2:37	FG	4th/2:12	KS 32	Cantele 44 yd fiel goal
Texas A&M	3	25	--	TD	OT	--	Thompson 0 yd fumble rec
Texas A&M	4	4	--	FG	20T	--	Cantele 38 yd field goal
Texas A&M	1	25	--	TD	30T	--	Klein 25 yd run
Texas A&M	5	25	--	TD	40T	--	Klein 1 yd run
Texas	8	13	3:53	FG	1st/7:10	UT 16	Cantele 20 yd field goal
Texas	8	54	2:42	TD	2nd/0:09	KS 46	Harper 16 yd pass from Klein
Texas	7	37	3:49	TD	3rd/6:59	UT 37	Klein 3 yd run
Iowa State	1	68	0:15	TD	1st/1:46	KS 32	Thompson 68 yd pass from Klein
Iowa State	12	54	4:58	FG	2nd/10:13	KS 26	Cantele 37 yd field goal
Iowa State	7	62	1:41	TD	2nd/0:20	KS 38	Klein 1 yd run
Iowa State	7	17	2:35	FG	3rd/8:48	IS 47	Cantele 47 yd field goal
Iowa State	11	72	5:48	FG	4th/13:37	KS 26	Cantele 19 yd field goal
Iowa State	5	66	2:43	TD	4th/3:29	KS 34	Hubert 26 yd run
Arkansas	--	--	--	PAT	2nd/14:10	--	Malone PAT return
Arkansas	3	13	0:40	TD	2nd/0:26	AR 13	McDonald 3 yd pass from Klein
Arkansas	7	60	3:22	TD	3rd/11:38	KS 40	Klein 6 yd run

SCORING DRIVES - OPPONENTS

OPPONENT	No. of Plays	Total Yards	Drive Time	Type of Score	Score Qtr/Time	Drive Start	Scoring Play
E. Kentucky	2	19	0:25	TD	3rd/4:12	KS 19	McClain 1 yd run
Miami	8	33	3:48	FG	1st/11:12	UM 45	Wieclaw 39 yd FG
Miami	6	71	2:35	TD	3rd/7:38	UM 29	Streeter 4 yd pass from Harris
Miami	2	79	0:48	TD	3rd/2:52	UM 21	Miller 59 yd run
Miami	3	51	1:08	TD	4th/14:17	UM 49	Benjamin 34 yd pass from Harris
Baylor	7	48	1:48	TD	1st/13:12	KS 48	Monk 5 yd pass from Griffin III
Baylor	6	77	1:48	TD	2nd/13:40	BU 23	Wright 43 yd pass from Griffin III
Baylor	2	75	0:20	TD	2nd/3:23	BU 25	Reese 42 yd pass from Griffin III
Baylor	5	60	1:08	TD	3rd/12:29	BU 40	Wright 34 yd pass from Griffin III
Baylor	8	79	2:36	TD	3rd/3:08	BU 21	Wright 35 yd pass from Griffin III
Missouri	12	58	4:31	FG	2nd/9:42	MU 28	Ressel 32 yd FG
Missouri	12	79	3:11	TD	4th/8:12	MU 21	Josey 2 yd run
Missouri	8	74	1:30	TD	4th/5:02	MU 26	Franklin 1 yd run
Texas Tech	5	65	1:25	TD	1st/9:47	TT 35	Douglas 40 yd pass from Doege
Texas Tech	10	87	2:41	TD	2nd/14:46	TT 13	Washington 7 yd run
Texas Tech	4	72	1:00	TD	2nd/3:55	TT 28	Crawford 51 yd run
Texas Tech	9	55	1:53	TD	2nd/0:35	TT 45	Doege 1 yd run
Texas Tech	15	62	3:11	FG	3rd/2:56	TT 8	Carona 47 yd field goal
Texas Tech	12	79	2:41	FG	4th/2:32	TT 20	Carona 19 yd field goal
Kansas	11	63	4:24	TD	2nd/5:01	KU 37	Sims 2 yd run
Kansas	11	78	1:50	TD	2nd/0:14	KU 22	Beshears 13 yd pass from Webb
Kansas	13	72	3:09	TD	4th/0:01	KU 28	Mundine 2 yd pass from Mecham
Oklahoma	9	80	2:48	TD	1st/12:12	OU 20	Bell 1 yd run
Oklahoma	8	77	2:56	TD	1st/7:10	OU 23	Miller 11 yd pass from Jones
Oklahoma	4	62	1:24	TD	2nd/11:20	OU 48	Reynolds 18 yd pass from Jones
Oklahoma	4	0	0:19	FG	2nd/0:00	OU 36	Hunnicuttt 53 yd field goal
Oklahoma	5	63	1:18	TD	3rd/10:22	OU 37	Broyles 29 yd pass from Jones
Oklahoma	6	68	2:40	TD	3rd/4:26	OU 32	Reynolds 8 yd pass from Jones
Oklahoma	4	62	0:50	TD	3rd/1:27	OU 38	Finch 31 yd run
Oklahoma	3	67	0:48	TD	4th/14:22	OU 33	Ratterree 12 yd pass from Jones
Oklahoma	3	72	1:27	TD	4th/11:03	OU 28	Millard 61 yd run
Oklahoma State	1	4	0:05	TD	1st/12:50	KS 4	Randle 4 yd run
Oklahoma State	5	85	1:33	TD	1st/7:58	OS 15	Blackmon 15 yd pass from Weeden
Oklahoma State	9	78	2:56	FG	2nd/7:50	OS 20	Sharp 19 yd field goal
Oklahoma State	1	5	0:08	TD	2nd/6:38	KS 5	Moore 5 yd pass from Weeden
Oklahoma State	11	57	3:03	FG	2nd/0:38	OS 31	Sharp 29 yd field goal
Oklahoma State	6	62	1:30	TD	3rd/10:24	OS 38	Randle 15 yd pass from Weeden
Oklahoma State	7	53	1:54	FG	4th/13:44	OS 31	Sharp 40 yd field goal
Oklahoma State	2	64	0:29	TD	4th/4:47	OS 20	Blackmon 54 yd pass from Weeden
Oklahoma State	4	65	1:02	TD	4th/2:16	OS 35	Randle 23 yd run
Texas A&M	10	59	3:30	TD	2nd/13:26	AM 41	Swope 6 yd pass from Tannehill
Texas A&M	4	44	1:12	TD	2nd/11:24	KS 44	Showers 3 yd run
Texas A&M	1	10	0:07	TD	3rd/3:36	KS 10	Gray 10 yd run
Texas A&M	3	29	1:00	TD	4th/11:08	KS 29	Gray 7 yd run
Texas A&M	6	79	2:51	FG	4th/6:38	AM 20	Bullock 17 yd field goal
Texas A&M	6	25	--	TD	OT	--	Fuller 9 yd pass from Tannehill
Texas A&M	4	0	--	FG	20T	--	Bullock 42 yd field goal
Texas A&M	7	25	--	TD	30T	--	Nwachukwu 8 yd pass from Tannehill
Texas A&M	7	22	--	FG	40T	--	Bullock 20 yd field goal
Texas	4	7	1:40	FG	2nd/10:12	KS 38	Tucker 48 yd field goal
Texas	6	81	3:08	TD	3rd/3:43	UT 19	Irby 36 yd pass from McCoy
Texas	9	78	4:23	FG	4th/4:27	UT 13	Tucker 26 yd field goal
Iowa State	6	65	1:56	TD	1st/2:01	IS 35	Darks 30 yd pass from Barnett
Iowa State	5	55	1:35	TD	1st/1:11	IS 45	Woody 1 yd run
Iowa State	12	64	4:23	TD	3rd/4:25	IS 36	Woody 13 yd run
Iowa State	17	52	7:25	FG	4th/6:12	IS 23	Guyer 43 yd field goal
Arkansas	4	3	1:35	FG	1st/5:54	KS 13	Hocker 26 yd field goal
Arkansas	--	--	--	TD	2nd/14:27	--	Adams 51 yd punt return
Arkansas	8	48	3:24	FG	2nd/9:20	AR 46	Hocker 22 yd field goal
Arkansas	6	61	2:50	TD	3rd/4:10	AR 39	Wright 45 yd pass from Wilson
Arkansas	9	58	3:25	TD	3rd/3:57	AR 42	Hamilton 9 yd pass from Wilson
Arkansas	7	61	3:06	FG	4th/3:30	AR 26	Hocker 30 yd field goal

DRIVES SUPERLATIVES

Most Plays/Result	KANSAS STATE 17/TD Kent State and FG by Iowa State	OPPONENT 19/Downs by Kent State
Most Yards/Result	98/TD Kent State	87/TD by Texas Tech
Most Time/Result	8:28/TD Oklahoma State	9:28/Downs by Kent State

DRIVE CHART (NO. OF DRIVES/TD/FG)

Drive Start Result	1-9 NO/TD/FG	10-19 NO/TD/FG	20-29 NO/TD/FG	30-39 NO/TD/FG	40-49 NO/TD/FG	50+ NO/TD/FG
Eastern Kentucky	2/0/0	2/1/0	4/0/0	3/0/0	1/0/0	3/1/0
Kent State	3/2/0	0/0/0	1/0/0	1/0/0	1/0/1	4/1/2
at Miami	2/0/0	1/1/0	6/2/0	1/1/0	1/0/0	0/0/0
Baylor	0/0/0	1/1/0	3/0/0	4/2/1	0/0/0	5/1/2
Missouri	0/0/0	1/0/0	5/1/0	2/0/0	1/0/1	2/2/0
at Texas Tech	0/0/0	1/0/0	7/2/0	0/0/0	1/0/0	4/2/0
at Kansas	0/0/0	2/0/0	5/4/0	1/0/0	1/0/1	3/3/0
Oklahoma	0/0/0	3/1/0	4/0/0	3/0/0	1/0/0	2/1/1
at Oklahoma State	1/0/0	1/0/0	9/3/0	2/1/0	0/0/0	2/1/1
Texas A&M	1/0/0	2/1/0	4/1/0	3/1/1	3/0/0	1/1/0
at Texas	1/0/0	1/0/0	3/0/0	3/0/0	1/1/0	4/1/1
Iowa State	0/0/0	1/0/0	3/0/2	5/3/0	1/0/0	1/0/1
Arkansas	2/0/0	1/0/0	5/0/0	3/0/0	1/1/0	1/1/0

3-AND-OUT

	Kansas State 3-and-Out/Drives	Opponent 3-and-Out/Drives
Eastern Kentucky	1/14	7/14
Kent State	2/10	2/11
at Miami	3/11	0/10
Baylor	2/13	2/12
Missouri	3/11	4/11
at Texas Tech	3/13	0/15
at Kansas	2/12	4/13
Oklahoma	3/13	0/13
at Oklahoma State	0/15	1/14
Texas A&M	3/14	2/15
at Texas	9/13	1/14
Iowa State	2/11	1/11
Arkansas	4/13	2/13

SCORING DRIVE ANALYSIS

Yardage	KANSAS STATE		OPPONENTS	
	TD	FG	TD	FG
No Drive	5	0	1	0
Minus Yds.	0	0	0	0
0-9	1	3	2	2
10-19	1	4	2	0
20-29	3	3	1	0
30-39	4	0	0	1
40-49	6	2	2	1
50-59	1	2	5	4
60-69	6	0	9	2
70-79	11	1	10	4
80-89	10	0	3	0
90-99	2	0	0	0

GAME-OPENING DRIVES

Opponent	KANSAS STATE			OPPONENTS		
	Pts.	1st Dns.	Yds.	Pts.	1st Dns.	Yds.
EKU	0	1	-3	0	0	-6
Kent State	0	0	8	0	0	5
at Miami	7	3	63	3	2	33
Baylor	7	5	69	7	3	48
Missouri	7	2	21	0	0	0
at Texas Tech	0	0	7	0	0	0
at Kansas	0	0	5	0	2	32
Oklahoma	0	0	-5	7	5	80
at Okla. State	0	0	3	0	0	8
Texas A&M	0	1	11	0	1	7
at Texas	0	0	0	0	1	17
Iowa State	0	1	10	0	2	40
Arkansas	0	1	15	0	0	6

SECOND HALF-OPENING DRIVES

Opponent	KANSAS STATE			OPPONENTS		
	Pts.	1st Dns.	Yds.	Pts.	1st Dns.	Yds.
EKU	0	2	29	0	1	18
Kent State	0	1	16	0	0	9
at Miami	0	3	45	7	2	71
Baylor	7	2	82	7	3	60
Missouri	0	0	-1	0	1	17
at Texas Tech	0	2	16	7	4	77
at Kansas	7	0	8	0	0	0
Oklahoma	0	1	14	7	3	63
at Okla. State	0	1	10	7	4	62
Texas A&M	0	1	14	0	2	27
at Texas	0	0	7	0	1	13
Iowa State	0	0	0	0	1	23
Arkansas	7	3	60	0	1	32

THIRD-DOWN CONVERSIONS (INCLUDES 3RD-AND-GOAL SITUATIONS)

BY QUARTER	1	2	3	4	OT	TOTAL
Kansas State	20-48	25-51	21-48	23-51	1-2	90-200
PCT.	.417	.490	.438	.451	.500	.450
Opponents	16-47	22-51	16-33	17-48	4-7	75-186
PCT.	.340	.431	.485	.354	.571	.403

BY YARDAGE	1-3	4-6	7-10	11+	TOTAL
Kansas State	46-62	18-41	19-60	7-37	90-200
PCT.	.742	.439	.317	.189	.450
Opponents	38-60	12-44	18-52	6-30	75-186
PCT.	.633	.272	.346	.200	.403

WHO CONVERTS FOR K-STATE: Klein 41, Harper 12, Hubert 11, Penally 7, S. Smith 7, Thompson 3, McDonald 3, Lockett 2, Pease 2, B. Smith 1, Tannahill 1, Miller 1, Sexton 1.

RED ZONE (INSIDE THE 20)

Opponent	Score	# of Times Inside Opp. 20	Times Scored	Total Pts	Total TDs	Rush TDs	Pass TDs	FGs Made	<----- Failed to score inside opp. 20 ----->					
									FGA	Downs	Int	Fumb	Half	Game
Eastern Kentucky	10-7	3	1	3	0	0	0	1	1	1	0	0	0	0
Kent State	37-0	5	5	27	3	2	1	2	0	0	0	0	0	0
at Miami	28-24	4	4	28	4	2	2	0	0	0	0	0	0	0
Baylor	36-35	8	7	36	4	2	2	3	1	0	0	0	0	0
Missouri	24-17	5	4	24	3	3	0	1	0	0	0	0	1	0
at Texas Tech	41-34	5	4	28	4	3	1	0	1	0	0	0	0	0
at Kansas	59-21	8	8	52	7	6	1	1	0	0	0	0	0	0
Oklahoma	17-58	2	1	7	1	1	0	0	1	0	0	0	0	0
at Oklahoma State	45-52	7	6	38	5	4	1	1	0	0	0	0	1	0
Texas A&M	53-50	5	5	34	5	5	0	0	0	0	0	0	0	0
at Texas	17-13	3	3	17	2	1	1	1	0	0	0	0	0	0
Iowa State	30-23	3	3	13	1	1	0	2	0	0	0	0	0	0
Arkansas	16-29	2	2	14	2	1	1	0	0	0	0	0	0	0
Totals	413-363	60	53	321	41	31	10	12	4	1	0	0	2	0
Opponents	363-413	45	38	223	28	13	15	10	2	2	1	1	0	1

Season Percentage - Overall: 53 of 60 (88%)

Season Percentage - Touchdowns: 41 of 60 (68.3%)

Season Percentage - Field Goals: 12 of 60 (20%)

Season Percentage - Failed to Score: 7 of 60 (11.7%)

LONGEST PLAYS (20-PLUS YARDS)
KANSAS STATE

Yards	Opponent	Play/Situation/Result
68	Iowa State	Thompson 68 pass from Klein (TD)
63	Baylor	Klein 63 run (1st and 10 at BU 19)
57	Oklahoma State	Lockett 57 run (1st and Goal at OS 5)
53	Texas A&M	Harper 53 pass from Klein (TD)
48	Kansas	Lockett 48 pass from Klein (1st and Goal at KU 9)
47	Miami	Hubert 47 run (1st and 10 at UM 6)
47	Miami	Hubert 47 run (1st and 10 at UM 24)
46	Kent State	Klein 46 run (1st and 10 at KS 49)
46	Texas A&M	Harper 46 pass from Klein (1st and 10 at TAMU 30)
41	Oklahoma	Klein 41 run (TD)
35	Texas Tech	Thompson 35 pass from Klein (1st and 10 at TT 32)
34	Miami	McDonald 46 pass from Klein (1st and 10 at UM 46)
34	Oklahoma State	Thompson 34 pass from Klein (1st and 10 at OS 16)
34	Texas A&M	Tannahill 34 pass from Klein (1st and Goal at TAMU 3)
33	E. Kentucky	Harper 33 pass from Klein (TD)
32	Missouri	Harper 32 pass from Klein (1st and 10 at MU 30)
32	Oklahoma	Klein 32 run (1st and 10 at OU 15)
31	Kansas	Klein 31 run (1st and 10 at KU 45)
29	Kansas	Thompson 29 pass from Klein (1st and Goal at KU 2)
27	Texas A&M	Sexton 27 pass from Klein (1st and 10 at KS 47)
26	Miami	Klein 26 run (1st and 10 at KS 29)
26	Oklahoma	Hubert 26 run (1st and 10 at OU 15)
26	Iowa State	Hubert 26 run (TD)
25	E. Kentucky	Lockett 25 pass from Klein (Fumble)
25	Texas Tech	Klein 25 run (1st and 10 at TT 3)
25	Texas Tech	Klein 25 run (1st and Goal at TT 2)
25	Texas A&M	Klein 25 run (TD)
24	Baylor	Harper 24 pass from Klein (TD)
24	Baylor	Hubert 24 pass from Klein (1st and 10 at BU 20)
24	Texas Tech	Hubert 24 run (1st and Goal at TT 8)
24	Kansas	Lockett 24 pass from Klein (1st and 10 at KU 49)
24	Texas	Smith, S. 24 pass from Klein (1st and 10 at UT 23)
23	Arkansas	Thompson 21 pass from Klein (1st and 10 at KS 43)
23	Oklahoma State	Lockett 23 run (1st and 10 at OS 26)
23	Texas A&M	Thompson 23 pass from Klein (1st and 10 at TAMU 37)
22	Texas Tech	Harper 22 pass from Klein (1st and 10 at TT 40)
22	Oklahoma State	Harper 22 pass from Klein (1st and Goal at OS 5)
22	Iowa State	Hubert 22 run (1st and 10 at IS 44)
21	Arkansas	Thompson 21 pass from Klein (1st and 10 at AR 31)
21	Missouri	Hubert 21 run (1st and Goal at MU 4)
21	Kansas	Harper 21 pass from Klein (1st and Goal at KU 7)
21	Iowa State	Hubert 21 run (1st and G at IS 3)
21	Iowa State	Miller 21 pass from Klein (1st and 10 at IS 24)
20	E. Kentucky	Hubert 20 run (1st and 10 at KS 47)
20	Miami	Lockett 20 pass from Klein (TD)
20	Baylor	McDonald 20 pass from Klein (1st and 10 at BU 17)
20	Kansas	Hubert 20 run (1st and 10 at KU 32)

No. of plays from scrimmage, 20+ yards: 47 (21 run/26 pass)

No. of plays from scrimmage, 40+ yards: 10 (6 run/4 pass)

Returns	Opponent	Player
Kickoff	Texas Tech	Lockett 100 yards*
Punt	Kent State	Thompson 24 yards
Interception	Oklahoma State	Chapman 60 yards
Fumble	None	
Field Goal	Texas Tech	Malone 30 yards
PAT	Arkansas	Malone 73 yards

No. of returns 20+ yards: 37 (28 KR/2 PR/6 Int/0 Fum/1 FGR)

No. of returns 40+ yards: 7 (5 KR/0 PR/2 Int/0 Fum)

* School Record

OPPONENTS

Yards	Opponent	Play/Situation/Result
63	Texas A&M	Gray 63 run (1st and Goal at KS 9)
61	Oklahoma	Millard 61 run (TD)
59	Miami	Miller 59 run (TD)
55	Texas	Johnson 55 run (1st and 10 at KS 23)
54	Oklahoma	Stills 54 pass from Jones (1st and 10 at KS 13)
54	Oklahoma State	Blackmons 54 pass from Weeden (TD)
51	Texas Tech	Crawford 51 run (TD)
45	Arkansas	Wright 45 pass from Wilson (TD)
44	Iowa State	Hollis 44 run (1st and Goal at KS 1)
43	E. Kentucky	Goard 43 pass from McClain (1st and 10 at EK 46)
43	Baylor	Wright 43 pass from Griffin III (TD)
43	Oklahoma State	Moore 43 pass from Weeden (1st and 10 at KS 18)
42	Baylor	Reese 42 pass from Griffin III (TD)
42	Texas Tech	Swindall 42 pass from Doege (1st and Goal at KS 7)
40	Texas Tech	Douglas 40 pass from Doege (TD)
37	Texas Tech	Douglas 37 pass from Doege (1st and 10 at KS 24)
36	Arkansas	Green 36 rush (1st and 10 at KS 30)
36	Texas	Irby 36 pass from McCoy (TD)
35	Baylor	Wright 35 pass from Griffin III (TD)
35	Oklahoma	Hanna 35 pass from Jones (1st and Goal at KS 8)
34	Arkansas	Wright 45 pass from Wilson (1st and 10 at KS 21)
34	Miami	Benjamin 34 pass from Harris (TD)
34	Oklahoma State	Blackmon 34 pass from Weeden (1st and 10 at KS 42)
33	Miami	Ford 33 pass from Harris (1st and 10 at KS 14)
33	Baylor	Wright 33 pass from Griffin III (1st and 10 at KS 42)
33	Oklahoma State	Anderson 33 pass from Weeden (1st and 10 at KS 32)
31	Miami	Dorsett 31 pass from Harris (1st and 10 at KS 4)
31	Oklahoma	Finch 31 run (TD)
30	Iowa State	Darks 30 pass from Barnett (TD)
29	Miami	Hurns 29 pass from Harris (1st and 10 at KS 42)
29	Oklahoma	Broyles 29 pass from Jones (TD)
28	Arkansas	Johnson 28 run (1st and 10 at KS26)
28	Baylor	Reese 28 pass from Griffin III (1st and 10 at KS 35)
27	Oklahoma	Broyles 27 pass from Jones (1st and 10 at 50)
27	Texas	Goodwin 27 run (1st and 10 at UT 49)
25	Oklahoma	Reynolds 25 pass from Jones (1st and 10 at KS 18)
23	Baylor	Wright 23 pass from Griffin III (1st and 10 at BU 44)
23	Missouri	Jackson 23 pass from Franklin (1st and 10 at KS 38)
23	Oklahoma	Miller 23 pass from Jones (1st and 10 at KS 11)
23	Oklahoma State	Randle 23 run (TD)
23	Texas A&M	Fuller 23 pass from Tannehill (1st and Goal at KS 3)
23	Texas A&M	Gray 23 run (1st and 10 at TAMU 33)
22	Missouri	Josey 22 run (1st and 10 at MU 50)
22	Texas A&M	Nwachukwu 22 pass from Tannehill (1st and 10 at KS 21)
21	Kansas	Mundine pass from Mecham (1st and 10 at KS 21)
21	Oklahoma	Stills 21 pass from Jones (1st and 10 at KS 47)
20	Missouri	Egnew 20 pass from Franklin (1st and 10 at KS 20)
20	Miami	Benjamin 20 pass from Harris (1st and 10 at UM 41)
20	Oklahoma State	Blackmon 20 pass from Weeden (1st and 10 at KS 26)
20	Oklahoma State	Moore 20 pass from Weeden (1st and 10 at OS 39)
20	Texas A&M	Tannehill 20 run (1st and G at KS 7)

No. of plays from scrimmage, 20+ yards: 51 (14 run/37 pass)

No. of plays from scrimmage, 40+ yards: 16 (7 run/9 pass)

Returns	Opponent	Player
Kickoff	Baylor	Goodson 42 yards
Punt	Oklahoma/Texas	Broyles/Diggs 24 yards
Interception	Texas A&M	Frederick 57 yards
Fumble	None	
No. of returns 20+ yards:		37 (32 KR/3 PR/2 Int/0 Fum)
No. of returns 40+ yards:		6 (3 KOR/1 PR/2 Int/0 Fum)

KANSAS STATE SUPERLATIVES

INDIVIDUAL

Longest Rush: 63, Collin Klein vs. Baylor
Longest Touchdown Run: 42, Collin Klein vs. Oklahoma
Longest Pass: 68, Collin Klein vs. Iowa State
Longest TD Pass: 68, Collin Klein vs. Iowa State
Longest Punt Return: 24, Tramaine Thompson vs. Kent State
Longest Kickoff Return: 100, Tyler Lockett at Texas Tech*
Longest Interception Return: 60, Allen Chapman at Oklahoma State
Most Punts: 10, Ryan Doerr at Texas
Longest Punt: 65, Ryan Doerr vs. Texas A&M
Highest Punt Average: 46.0, Ryan Doerr vs. Texas A&M
Longest Field Goal: 54, Anthony Cantele vs. Oklahoma
Most Field Goals: 3, Anthony Cantele vs. Kent State and Baylor
Most TDs Rushing: 5, Collin Klein vs. Texas A&M*
Most TDs Receiving: 1, 12 times
Most TDs Passing: 2, Collin Klein at Miami and vs. Baylor
Most Rushing Attempts: 35, Collin Klein vs. Texas A&M
Most Yards Rushing: 166, John Hubert at Miami
Most Pass Attempts: 38, Collin Klein at Oklahoma State
Most Pass Completions: 22, Collin Klein at Oklahoma State
Most Yards Passing: 281, Collin Klein vs. Texas A&M
Most Receptions: 6, Chris Harper vs. Baylor and Tramaine Thompson at Oklahoma State
Most Yards Receiving: 134, Chris Harper vs. Texas A&M
Most Total Offense: 384, Collin Klein vs. Texas A&M
Most All-Purpose Yards: 315, Tyler Lockett at Oklahoma State
Most Interceptions: 2, Nigel Malone vs. Eastern Kentucky and Oklahoma
Most Tackles: 12, Arthur Brown vs. Kent State and Iowa State, Emmanuel Lamur vs. Iowa State
Most Solo Tackles: 11, Allen Chapman at Texas Tech
Most Quarterback Sacks: 2.0, Jordan Voelker vs. Eastern Kentucky and Meshak Williams at Kansas
Most Tackles for Loss: 2.5, Meshak Williams at Kansas
Most Passes Broken Up: 3, Allen Chapman vs. Texas A&M

* *School Record*

TEAM

	High	Low
Rushes	56 (Eastern Kentucky)	38 (Texas)
Yards Rushing	276 (Oklahoma State)	38 (Texas)
TD Rushes	6 (Kansas and Texas A&M)	0 (Eastern Kentucky)
Pass Attempts	39 (Oklahoma State)	13 (Kent State)
Pass Completions	22 (Oklahoma State)	7 (Iowa State)
Yards Passing	281 (Texas A&M)	58 (Oklahoma)
TD Passes	2 (Miami and Baylor)	0 (Missouri and Oklahoma)
Total Plays	90 (Oklahoma State)	56 (Texas)
Total Offense	507 (Oklahoma State)	121 (Texas)
Points	59 (Kansas)	10 (Eastern Kentucky)
Sacks By	5 (Baylor)	0 (UM, OU, OSU, A&M)
First Downs	27 (Oklahoma State)	8 (Texas)
Penalties	10 (Texas Tech)	1 (Texas A&M)
Penalty Yards	78 (Texas Tech)	5 (Texas A&M)
Turnovers	5 (Eastern Kentucky)	0 (KENT, UM, TT, KU, UT, IS)
Interceptions By	3 (Texas Tech)	0 (E. Kentucky, KU)

TURNOVERS

Takeaways (Fum/Int): 27 (9/18)
Giveaways (Fum/Int): 15 (9/6)
Difference: +12 (+.92 per game)
Points Off Turnovers
 Kansas State 98
 Opponents 48
Points Off Turnovers Per Game
 Kansas State 7.5
 Opponents 3.6

KICKOFFS

Kickoffs: 76
Touchbacks (pct.): 14 (18.4)
Fair Catches: 0
Downed Kicks: 0
Out of Bounds: 2
On-Side Kicks (No./Recovered by KS): 0/0
Opponent Returns (No.-Yds./Avg): 60-1202/20.0
Opponent Touchdowns: 0

KICKOFF RETURNS

Kickoffs: 69
Touchbacks (pct.): 17 (24.0)
Fair Catches: 0
Downed Kicks: 0
Out of Bounds: 1
On-Side Kicks (No./Recovered by Opp): 1/1
K-State Returns (No.-Yds./Avg): 50-1260/25.2
K-State Touchdowns: 2

OPPONENT SUPERLATIVES

INDIVIDUAL

Longest Rush: 63, Cyrus Gray, Texas A&M
Longest Touchdown Run: 61, Trey Millard, Oklahoma
Longest Pass: 54, Landry Jones, Oklahoma and Brandon Weeden, Oklahoma State
Longest TD Pass: 54, Brandon Weeden, Oklahoma State
Longest Punt Return: 51, Joe Adams, Arkansas
Longest Kickoff Return: 42, Demetri Goodson, Baylor
Longest Interception Return: 57, Terance Frederick, Texas A&M
Most Punts: 10, Jordan Berry, Eastern Kentucky
Longest Punt: 67, Jordan Berry, Eastern Kentucky
Highest Punt Average: 52.0, Quinn Sharp, Oklahoma State
Longest Field Goal: 53, Mike Hunnicutt, Oklahoma
Most Field Goals: 3, Quinn Sharp, Oklahoma State, Randy Bullock, Texas A&M, Zach Hocker, Arkansas
Most TDs Rushing: 2, Joseph Randle, Oklahoma State; Cyrus Gray, Texas A&M; Jeff Woody, Iowa State
Most TDs Receiving: 3, Kendall Wright, Baylor
Most TDs Passing: 5, Robert Griffin III, Baylor and Landry Jones, Oklahoma
Most Rushing Attempts: 30, Cyrus Gray, Texas A&M
Most Yards Rushing: 218, Cyrus Gray, Texas A&M
Most Pass Attempts: 63, Seth Doege, Texas Tech
Most Pass Completions: 43, Seth Doege, Texas Tech
Most Yards Passing: 505, Landry Jones, Oklahoma
Most Receptions: 14, Ryan Broyles, Oklahoma
Most Yards Receiving: 205, Justin Blackmon, Oklahoma State
Most Total Offense: 505, Landry Jones, Oklahoma
Most All-Purpose Yards: 239, Kendall Wright, Baylor
Most Interceptions: 1, five times
Most Tackles: 14, Sean Spence, Miami
Most Solo Tackles: 12, Alex Elkins, Oklahoma State
Most Quarterback Sacks: 2.0, seven times
Most Tackles for Loss: 3.5, Damontre Moore, Texas A&M and Jacks Jeffcoat, Texas
Most Passes Broken Up: 3, Justin Bell, Eastern Kentucky

* *School Record*

TEAM

	High	Low
Rushes	51 (Iowa State)	17 (Oklahoma State)
Yards Rushing	272 (Texas A&M)	10 (Eastern Kentucky)
TD Rushes	3 (TT, OU, A&M)	0 (KENT, BU, UT)
Pass Attempts	63 (Texas Tech)	23 (Kent State)
Pass Completions	43 (Texas Tech)	9 (Eastern Kentucky)
Yards Passing	520 (Oklahoma)	81 (Kent State)
TD Passes	5 (Baylor and Oklahoma)	0 (EKU and Kent State)
Total Plays	96 (Texas Tech)	53 (Eastern Kentucky)
Total Offense	690 (Oklahoma)	129 (Eastern Kentucky)
Points	58 (Oklahoma)	0 (Kent State)
Sacks By	7 (Oklahoma, Arkansas)	0 (Kansas)
First Downs	34 (Oklahoma)	7 (Eastern Kentucky)
Penalties	11 (Kent State)	3 (Oklahoma State)
Penalty Yards	136 (Kent State)	30 (Miami and Iowa State)
Turnovers	4 (Texas Tech)	1 (Miami)
Interceptions By	1 (EKU, BU, MU, OSU, A&M)	0 (KENT, UM, TT, KU, OU, UT, IS)

GAME 1

EKU 7

K-STATE 10

SEPTEMBER 3, 2011

BILL SNYDER FAMILY STADIUM • MANHATTAN, KAN.

SCORING SUMMARY

	1	2	3	4	FINAL
Eastern Kentucky	0	0	7	0	7
Kansas State	0	0	0	10	10

EKU - McClain 1 yd run (Pray kick, 4:12, 3rd)
 KS - Cantele 36 yd field goal (10:11, 4th)
 KS - Harper 33 yd pass from Klein (Cantele kick, 1:39, 4th)
Attendance: 50,292

TEAM STATISTICS

	EKU	KS
First Downs	7	21
Rushes-Yards (NET)	27-10	56-175
Passing Yards(NET)	119	128
Pass Comp-Att-Int	9-26-2	13-21-1
TOTAL OFFENSIVE PLAYS-YARDS	53-129	77-303
Fumble Returns-Yards-TD	1-18-0	0-0-0
Punt Returns-Yards-TD	1--3-0	4-5-0
Kickoff Returns-Yards-TD	1-20-0	2-73-0
Interception Returns-Yards-TD	1-0-0	2-0-0
Punts (Number-Avg)	10-41.8	3-43.7
Fumbles-Lost	0-0	5-4
Penalties-Yards	8-68	7-45
Possession Time	23:17	36:43
Third-Down Conversions	3-15	7-16
Fourth-Down Conversions	0-0	0-1
Red-Zone Scores-Chances	1-2	1-3

INDIVIDUAL STATISTICS

Rushing (No-Yds-TD)

EKU - Williams 14-19-0, Lumpkin 2-6-0, Denham 2-1-0
 KS - Hubert 17-91-0, Klein 25-78-0, Brown 3-16-0

Passing (Cmp-Att-Yds-TD-Int)

EKU - McClain 9-26-119-0-2
 KS - Klein 13-21-128-1-1

Receiving (No-Yds-TD)

EKU - Cladwell 3-22-0, Goard 2-58-0, Bailey 2-24-0
 KS - Harper 4-61-1, Hubert 3-16-0, Lockett 2-25-0


K-STATE STARTERS

OFFENSE

WR Smith, B.
 LT Foekti
 LG Finney
 C Simon
 RG Taylor
 RT Aufner
 TE Tannahill
 QB Klein
 FB Wilson
 RB Hubert
 WR Harper

DEFENSE

DE Voelker
 DT Lutui
 DT Kibble
 DE Davis
 LB Lamur
 LB Brown
 LB Walker
 CB Garrett
 FS Hartman
 SS Zimmerman
 CB Malone



Wide receiver Chris Harper hauled in this 33-yard touchdown pass from Collin Klein with 1:39 remaining in the fourth quarter to earn a come-from-behind 10-7 victory over Eastern Kentucky.

MANHATTAN, Kan. (AP) - Collin Klein connected with Chris Harper on a 33-yard touchdown pass with 1:39 left, and Kansas State escaped with a 10-7 victory over Eastern Kentucky on Saturday night to give long-time coach Bill Snyder his 150th win.

K-State fumbled five times - losing four of them - and struggled to get anything going against its opponent from the Football Championship Subdivision.

The plucky Colonels, picked to finish third in the Ohio Valley Conference, took a 7-0 lead with 4:26 remaining in the third quarter when freshman quarterback Jared McClain plunged in from a yard out. The TD was set up when Kansas State running back Bryce Brown fumbled the ball away.

Anthony Cantele, who earlier missed a 37-yard field goal try, drew Kansas State within 7-3 when he hit from 36 yards out with 11:36 left in the game.

The Kansas State defense managed to stop Eastern Kentucky on its ensuing possession, giving Klein and the offense the ball at its 14. The junior quarterback hit Harper for 10 yards, mixed in a couple of runs, connected with Harper again on an 8-yard completion, and converted a third-and-3 situation when he scrambled for four yards in front of the Wildcats' bench.

Two plays later, Klein saw Harper coming open on a skinny post route and hit him in stride as the crowd of 50,292 erupted for the first time all night. The touchdown gave the Wildcats their first lead of the game, and allowed them to win their 22nd consecutive home opener.

Things started out poorly for Kansas State and didn't get a whole lot better.

Klein was forced to call timeout on third-and-9 on the Wildcats' opening possession, and then proceeded to fumble the snap and give the Colonels the ball. The defense stiffened, though, and Eastern Kentucky's Luke Pray eventually missed a 42-yard field goal attempt.

The Wildcats went three-and-out on their next possession, a promising seven-play drive stalled at the Colonels 22, Ty Zimmerman fumbled a punt a few moments later, and the defense allowed Eastern Kentucky to march inside the Kansas State 10 before Nigel Malone intercepted McClain's pass.

Klein was picked off by Brooklyn Fox on a jump ball to end one drive, and another drive halted after Klein failed to notice the blitz and was sacked for a 13-yard loss.

The two teams went into the locker room with zeros on the scoreboard.

It remained that way most of the second half and at one point the Wildcats appeared like they might not score in a game for the first time since 1996. But the Wildcats managed to find just enough offense to hand Eastern Kentucky its 19th consecutive non-conference road loss.

The Colonels haven't beaten an FBS school since knocking off Louisville in 1985.



Running back John Hubert rushed for 91 yards on 17 carries in his first career start.

GAME 2

KENT ST. 0

K-STATE 37

SEPTEMBER 17, 2011

BILL SNYDER FAMILY STADIUM • MANHATTAN, KAN.

SCORING SUMMARY

	1	2	3	4	FINAL
Kent State	0	0	0	0	0
Kansas State	14	20	3	0	37

KS - Garrett 45 yd interception return (Cantele kick, 12:41, 1st)
 KS - Klein 5 yd run (Cantele kick, 5:56, 1st)
 KS - Smith, S. 2 yd pass from Klein (Cantele kick, 9:42, 2nd)
 KS - Klein 4 yd run (Cantele kick, 5:35, 2nd)
 KS - Cantele 49 yd field goal (1:47, 2nd)
 KS - Cantele 22 yd field goal (0:00, 2nd)
 KS - Cantele 30 yd field goal (0:21, 3rd)
Attendance: 50,483

TEAM STATISTICS

	KENT	KS
First Downs	13	24
Rushes-Yards (NET)	36-118	42-219
Passing Yards(NET)	81	116
Pass Comp-Att-Int	11-23-2	12-24-0
TOTAL OFFENSIVE PLAYS-YARDS	59-199	66-335
Fumble Returns-Yards-TD	0-0-0	0-0-0
Punt Returns-Yards-TD	0-0-0	2-42-0
Kickoff Returns-Yards-TD	4-83-0	1-25-0
Interception Returns-Yards-TD	0-0-0	2-45-1
Punts (Number-Avg)	6-38.2	4-29.8
Fumbles-Lost	0-0	0-0
Penalties-Yards	11-136	9-70
Possession Time	27:37	32:23
Third-Down Conversions	5-15	7-13
Fourth-Down Conversions	0-2	0-0
Red-Zone Scores-Chances	0-1	5-5

INDIVIDUAL STATISTICS

Rushing (No-Yds-TD)

KENT - Durham 18-72-0, Meray 10-45-0, Terry 3-20-0
 KS - Klein 19-139-2, Hubert 9-29-0, Rose 5-29-0

Passing (Cmp-Att-Yds-TD-Int)

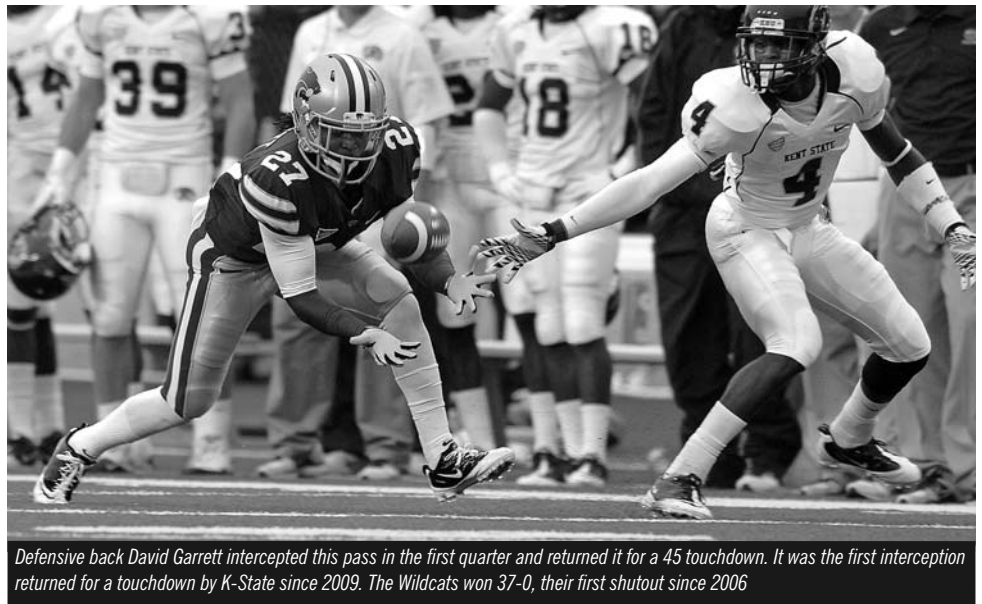
KENT - Keith 11-23-82-0-2
 KS - Klein 9-18-74-1-0, Lamur, S. 4-6-42-0-0

Receiving (No-Yds-TD)

KENT - Thompson 5-35-0, Kirkland 4-34-0, Hurdle 1-6-0
 KS - Harper 4-38-0, Pease 2-21-0, Smith, B. 2-21-0

K-STATE STARTERS

OFFENSE	DEFENSE
WR Smith, B.	DE Voelker
LT Foekti	DT Lutui
LG Puetz	DT Kibble
C Finney	DE Davis
RG Freeze	LB Lamur
RT Aufner	LB Brown
QB Klein	LB Walker
RB Hubert	CB Garrett
WR Harper	FS Hartman
WR Lockett	SS Zimmerman
WR Smith, S.	CB Malone



Defensive back David Garrett intercepted this pass in the first quarter and returned it for a 45 touchdown. It was the first interception returned for a touchdown by K-State since 2009. The Wildcats won 37-0, their first shutout since 2006

MANHATTAN, Kan. (AP) - Kansas State didn't need any late-game heroics this time.

David Garrett returned an interception 45 yards for a first-quarter touchdown, Collin Klein dazzled with his legs and the Wildcats beat penalty-prone Kent State 37-0 on Saturday night for their first shutout in more than five years.

The Wildcats scored on five of six first-half drives to build a 34-0 lead, and then coasted through an uneventful second half.

Klein finished with 139 yards rushing and 74 yards passing, nearly becoming the first Kansas State quarterback since Allen Webb in 2004 to eclipse 100 yards in each category. He had a hand in all three touchdowns scored by the offense, two on the ground and one through the air.

Kansas State (2-0) didn't give him much help - John Hubert and Robert Rose each had 29 yards rushing - but the defense more than made up for the paltry offense. The Wildcats held the second-worst offense in the Football Bowl Subdivision to 12 first downs and 199 yards.

Trayon Durham had 72 yards rushing for Kent State (0-3), while Spencer Keith was 11 of 23 for 81 yards with a pair of interceptions

The Golden Flashes didn't do much to help themselves, committing 11 penalties for 136 yards. That included eight personal fouls, one of which spoiled a first-and-goal situation at the K-State 3 in the fourth quarter. The Wildcats managed to keep the Golden Flashes out of the end zone to secure their first shutout since beating FAU 45-0 on Sept. 9, 2006

Garrett's interception set the tone for the game. The senior cornerback waited until Keith finally unloaded a looping pass toward Eric Adeyemi near the sideline. Garrett deftly stepped in its path and corralled the ball near his shoestrings, and took off untouched 45 yards down the sideline to give Kansas State a 7-0 lead

It was the first interception returned for a touchdown by Kansas State since Jeffrey Fitzgerald did it against Texas Tech on Oct. 10, 2009

Backed up to his 3 after a false start, Klein picked his way through the line for a 46-yard gain on first down, and Kansas State methodically marched the rest of the way. Kent State helped with a pair of personal fouls, and Klein capped the 95-yard drive with a 5-yard scoring run

It was the first of three straight drives that K-State turned into touchdowns. The Wildcats went 98 yards the next time they had the ball, converting four third downs along the way, the final one when Klein hit Sheldon Smith sliding just across the goal line for a 3-yard TD toss that made the score 21-0.

Unable to get anything going offensively, Kent State resorted to trying a fake punt after its next drive stalled, but even that failed. The turnover gave Kansas State the ball at the Golden Flashes' 48, and Klein completed three straight passes before scampering in from 4 yards out for another score.



Quarterback Collin Klein rushed for 139 yards, two shy of his career high.

GAME 3

K-STATE 28

MIAMI 24

SEPTEMBER 24, 2011
SUN LIFE STADIUM • MIAMI GARDENS, FLA.

SCORING SUMMARY

	1	2	3	4	FINAL
Kansas State	7	7	7	7	28
Miami	3	0	14	7	24

UM - Wieclaw 39 yd field goal (11:22, 1st)
 KS - Klein 2 yd run (Cantele kick, 5:57, 1st)
 KS - Lockett 20 yd pass from Klein (Cantele kick, 13:28, 2nd)
 UM - Streater 4 yd pass from Harris (Wieclaw kick, 7:38, 3rd)
 KS - Tannahill 3 yd pass from Klein (Cantele kick, 2:40, 3rd)
 UM - Miller 59 yd run (Wieclaw kick, 2:52, 3rd)
 UM - Benjamin 34 yd pass from Harris (Wieclaw kick, 14:17, 4th)
 KS - Hubert 2 yd run (Cantele kick, 10:00, 4th)

Attendance: 43,786

TEAM STATISTICS

	KS	UM
First Downs	16	18
Rushes-Yards (NET)	44-265	17-139
Passing Yards(NET)	133	272
Pass Comp-Att-Int	12-18-0	21-31-1
TOTAL OFFENSIVE PLAYS-YARDS	62-398	58-411
Fumble Returns-Yards-TD	0-0-0	0-0-0
Punt Returns-Yards-TD	0-0-0	2-17-0
Kickoff Returns-Yards-TD	4-64-0	5-117-0
Interception Returns-Yards-TD	1-11-0	0-0-0
Punts (Number-Avg)	4-39.2	4-39.0
Fumbles-Lost	4-0	0-0
Penalties-Yards	6-51	4-30
Possession Time	33:23	26:37
Third-Down Conversions	9-15	4-10
Fourth-Down Conversions	0-0	0-1
Red-Zone Scores-Chances	4-4	1-2

INDIVIDUAL STATISTICS

Rushing (No-Yds-TD)

KS - Hubert 18-166-1, Klein 22-93-1, Rose 3-5-0
 UM - Miller 18-106-1, Harris 4-14-0, James 4-10-0

Passing (Cmp-Att-Yds-TD-Int)

KS - Klein 12-18-133-2-0
 UM - Harris 21-31-272-2-1

Receiving (No-Yds-TD)

KS - Smith, S. 4-27-0, Harper 3-23-0, Smith, B. 2-26-0
 UM - Benjamin 6-91-0, Streater, 4-31-1, Dorsett 2-41-0

K-STATE STARTERS

OFFENSE		DEFENSE	
WR	Smith, B.	DE	Voelker
LT	Hanson	DT	Lutui
LG	Puetz	DT	Kibble
C	Finney	DE	Davis
RG	Freeze	LB	Lamur
RT	Aufner	LB	Brown
QB	Klein	LB	Walker
RB	Hubert	CB	Garrett
WR	Harper	FS	Hartman
WR	Lockett	SS	Zimmerman
WR	Smith, S.	CB	Malone



Sophomore linebacker Tre Walker tackled Miami quarterback Jacory Harris at the one-yard line on fourth down with 49 seconds remaining in the game to seal a 28-24 K-State victory. Walker went on to earn Big 12 Defensive Player of the Week honors.

MIAMI, Fla. - Kansas State stopped Miami quarterback Jacory Harris' fourth-down run at the goal line with 49 seconds left, capping a brilliant late stand that sealed the Wildcats' 28-24 win over the Hurricanes on Saturday.

Sophomore running back John Hubert ran for a career-high 166 yards and the go-ahead touchdown for the Wildcats, who moved to 3-0 on the year for the second consecutive season. Fellow junior quarterback Collin Klein was equally impressive through the air as on the ground, completing 12-of-18 passes with two touchdowns to go with 96 yards rushing and another score.

Harris threw for 272 yards and two touchdowns for Miami (1-2), which got 106 yards and a touchdown from Lamar Miller. Miami had first-and-goal at the Kansas State 2 with 1:52 left, but a first-down pass fell incomplete, two Mike James runs were stopped and then Harris' knee was deemed down by replay officials after the on-field call was that he scored.

It was the 145th time in the last 150 games where K-State won when leading at halftime, and the Wildcats earned this one.

Miller's 59-yard touchdown run with 2:52 left in the third quarter got Miami within 21-17, and Harris found Travis Benjamin with a 34-yard scoring pass 43 seconds into the fourth quarter to give Miami a three-point lead.

A short-lived lead, at that.

Bolstered by a 47-yard run by Hubert on third-and-1 - Miami was in something akin to goal-line defense, with just about everyone on the line of scrimmage 70 yards from its own end zone - K-State went 80 yards on eight plays.

Hubert's burst from 2 yards out capped the drive, putting Miami in need of late heroics.

Harris almost delivered.

Buoyed along by 33-yard pass to Chase Ford, and a pass interference call against defensive back Nigel Malone in the end zone, the Hurricanes were 2 yards away from the win with four plays to get there. They wound up a few inches short.

Harris completed 21 of 31 passes, and Benjamin caught six balls for 91 yards to lead Miami.

Klein set the tone on the first possession, leading K-State 63 yards on 11 plays and going in from 2 yards out to give the Wildcats a 7-3 lead with 5:57 left in the first quarter. He was a perfect 6-for-6 passing for 80 yards in the first quarter—against a Miami defense that in four quarters against Ohio State last week allowed four completed passes for 35 yards.

Klein connected with freshman wide receiver Tyler Lockett from 20 yards out with 13:28 left in the half, and the Wildcats were up 14-3.

Here's how good Klein was: When K-State seemed on the brink of trouble, his feet were more than enough to keep the Wildcats afloat.



This two-yard touchdown run by John Hubert put the Cats up 28-24. Hubert finished with a career high 166 yards.

GAME

4



BAYLOR 35

K-STATE 36

OCTOBER 1, 2011

BILL SNYDER FAMILY STADIUM • MANHATTAN, KAN.

SCORING SUMMARY

	1	2	3	4	FINAL
(15) Baylor	7	14	14	0	35
Kansas State	13	6	7	10	36

BU - Monk 5 yd pass from Griffin III (Jones kick, 13:12, 1st)
 KS - Hubert 15 yd pass from Klein (Cantele kick, 5:47, 1st)
 KS - Cantele 28 yd field goal (3:05, 1st)
 KS - Cantele 37 yd field goal (0:28, 1st)
 BU - Wright 43 yd pass from Griffin III (Jones kick, 13:40, 2nd)
 BU - Reese 42 yd pass from Griffin III (Jones kick, 3:23, 2nd)
 KS - Harper 24 yd pass from Klein (Pease pass failed, 1:37, 2nd)
 KS - Pease 12 yd run (Cantele kick, 13:37, 3rd)
 BU - Wright 34 yd pass from Griffin III (Jones kick, 12:29, 3rd)
 BU - Wright 35 yd pass from Griffin III (Jones kick, 3:08, 3rd)
 KS - Klein 1 yd run (Cantele kick, 5:43, 4th)
 KS - Cantele 31 yd field goal (3:10, 4th)
Attendance: 49,399

TEAM STATISTICS

	BU	KS
First Downs	21	24
Rushes-Yards (NET)	30-83	51-210
Passing Yards(NET)	346	146
Pass Comp-Att-Int	23-32-1	13-28-1
TOTAL OFFENSIVE PLAYS-YARDS	62-429	79-356
Fumble Returns-Yards-TD	0-0-0	0-0-0
Punt Returns-Yards-TD	1-19-0	0-0-0
Kickoff Returns-Yards-TD	6-133-0	4-86-0
Interception Returns-Yards-TD	1-1-0	1-10-0
Punts (Number-Avg)	2-27.0	3-44.0
Fumbles-Lost	4-2	1-0
Penalties-Yards	8-103	4-35
Possession Time	21:13	38:47
Third-Down Conversions	3-11	9-19
Fourth-Down Conversions	4-5	1-1
Red-Zone Scores-Chances	1-1	7-8

INDIVIDUAL STATISTICS

Rushing (No-Yds-TD)

BU - Ganaway 13-38-0, Wright 1-19-0, Salubi 3-14-0
 KS - Klein 25-113-1, Hubert 16-57-0, Pease 5-33-1

Passing (Cmp-Att-Yds-TD-Int)

BU - Griffin III 23-31-346-5-1, Wright 0-1-0-0-0
 KS - Klein 13-28-146-2-1

Receiving (No-Yds-TD)

BU - Wright 9-201-3, Reese 5-86-1, Najvar 3-21-0
 KS - Harper 6-67-1, Hubert 3-47-1, McDonald 2-27-0

K-STATE STARTERS

OFFENSE	DEFENSE
WR Smith, B.	DE Voelker
LT Hanson	DT Lutui
LG Puetz	DT Kibble
C Finney	DE Davis
RG Freeze	LB Walker
RT Aufner	LB Brown
QB Klein	CB Chapman
RB Hubert	CB Garrett
WR Harper	FS Hartman
WR Lockett	SS Zimmerman
WR Smith, S.	CB Malone



Arthur Brown celebrates with his teammates after an interception that led to the game-winning field goal. It was the first interception allowed this year by Baylor's Robert Griffin III. For his efforts, Brown was named the Big 12 Defensive Player of the Week.

MANHATTAN, Kan. (AP) - Robert Griffin III threw his first interception of the year at exactly the wrong moment.

Arthur Brown picked off Baylor's star quarterback in the closing minutes Saturday, setting up a 31-yard field goal by Anthony Cantele that sent unbeaten Kansas State to a 36-35 upset over the No. 15 Bears.

Collin Klein threw for 146 yards and two touchdowns and added 113 yards and another score for the Wildcats (4-0), who won their third straight Big 12 opener - this one in dramatic fashion

K-State trailed 35-26 midway through the fourth quarter when Klein engineered a 13-play, 70-yard drive that he capped with a short touchdown plunge.

Still, Baylor (3-1) took over needing only a couple first downs to wrap up its first 4-0 start since 1991. Instead, Griffin missed Brown sliding over across the middle and Kansas State's defensive captain hauled in the throw after a slight, heart-stopping bobble.

It was the first pick thrown by Griffin all season.

Cantele, who missed earlier in the game from 42 yards, hit the go-ahead field goal with 3:10 left to set off a raucous celebration at Snyder Family Stadium.

The Bears still had time, especially given their quick-strike ability. But Brown sacked Griffin on first down moments later, and after two plays covered just 11 yards, Griffin's fourth-down pass intended for Kendall Wright fell incomplete.

The ending spoiled another virtuoso performance for Griffin. He came into the game having thrown more touchdown passes than incompletions, and it remained that way until late in the fourth quarter.

Griffin finished 23 of 31 for 346 yards and five touchdowns - and one big interception.

Most of Griffin's offense was directed at Wright, who caught nine passes for a school-record 201 yards and three TDs.

None of the Bears' five scoring drives took more than 2 minutes, 36 seconds, even though all of them covered at least 48 yards. That included a two-play, 75-yard drive that took all of 20 seconds late in the first half that gave them a 21-19 lead at the break.

K-State pulled ahead early in the third, thanks to Klein's 63-yard run and Angelo Pease's 12-yard TD scamper, but the Bears quickly found an answer.

Griffin connected with Wright, who laid out in the end zone to make a diving over-the-shoulder grab as he slid out of bounds for a 34-yard touchdown catch.

The Wildcats put together another promising drive, but Klein was picked off by Baylor safety Sam Holl at the Bears' 33. Griffin immediately hit Wright for 23 yards, and seven plays later, the pair connected again for a dazzling 35-yard touchdown reception. It capped an eight-play, 79-yard drive that took just 2:36 off the clock and pushed Baylor ahead 35-26.

Too much time was left, as it turned out. Behind another gutsy performance by Klein, the Cats marched downfield for a touchdown to get within 35-33, and the defense - which stopped Miami four times at the goal line in a 28-24 win a week ago - once again made the biggest plays of the game when they mattered most.



Running back Angelo Pease ran for 33 yards, including a 12-yard touchdown, the first of his career.

GAME

5



MISSOURI 17

K-STATE 24

OCTOBER 8, 2011

BILL SNYDER FAMILY STADIUM • MANHATTAN, KAN.

SCORING SUMMARY

	1	2	3	4	FINAL
Missouri	0	3	0	14	17
(20) Kansas State	10	0	7	7	24

- KS - Klein 2 yd run (Cantele kick, 11:23, 1st)
- KS - Cantele 29 yd field goal (3:19, 1st)
- MU - Ressel 32 yd field goal (9:42, 2nd)
- KS - Klein 3 yd run (Cantele kick, 5:50, 3rd)
- KS - Klein 1 yd run (Cantele kick, 11:23, 4th)
- MU - Jose 2 yd run (Ressel kick, 8:12, 4th)
- MU - Franklin 1 yd run (Ressel kick, 5:02, 4th)

Attendance: 48,435

TEAM STATISTICS

	MU	KS
First Downs	19	18
Rushes-Yards (NET)	31-112	54-117
Passing Yards(NET)	214	112
Pass Comp-Att-Int	19-35-1	11-16-1
TOTAL OFFENSIVE PLAYS-YARDS	66-326	70-286
Fumble Returns-Yards-TD	0-0-0	0-0-0
Punt Returns-Yards-TD	1-0-0	2-26-0
Kickoff Returns-Yards-TD	5-95-0	4-80-0
Interception Returns-Yards-TD	1-0-0	1-15-0
Punts (Number-Avg)	5-47.6	5-42.8
Fumbles-Lost	1-0	1-0
Penalties-Yards	7-49	3-13
Possession Time	21:32	38:28
Third-Down Conversions	4-13	7-18
Fourth-Down Conversions	2-2	2-2
Red-Zone Scores-Chances	3-4	4-5

INDIVIDUAL STATISTICS

Rushing (No-Yds-TD)

- MU - Josey 12-55-1, Franklin 11-46-1, Egnew 1-7-0
- KS - Hubert 26-126-0, Klein 24-45-3, Wilson 1-4-0

Passing (Cmp-Att-Yds-TD-Int)

- MU - Franklin 19-35-214-0-1
- KS - Klein 11-16-112-0-1

Receiving (No-Yds-TD)

- MU - Egnew 8-73-0, Jackson 5-72-0, Moe 3-26-0
- KS - Smith, S. 4-29-0, Harper 2-37-0, Wilson 2-14-0

K-STATE STARTERS

OFFENSE

WR	Smith, B.
LT	Hanson
LG	Puetz
C	Finney
RG	Freeze
RT	Aufner
QB	Klein
RB	Hubert
TE	Tannahill
TE	McDonald
WR	Harper

DEFENSE

DE	Voelker
DT	Lutui
DT	Kibble
DE	Davis
LB	Brown
LB	Walker
CB	Chapman
CB	Garrett
FS	Hartman
SS	Zimmerman
CB	Malone



Collin Klein rushed for three touchdowns in K-State's seven-point win over Missouri. Klein topped his previous high of two TD rushes, set last against both Texas and Colorado, and earlier this season against Kent State.

MANHATTAN, Kan. - Kansas State finally learned what it's like to play from ahead.

It's not any easier.

Collin Klein had three touchdowns rushing for the No. 20 Wildcats, who nearly blew a big second-half lead against Missouri before holding on for a 24-17 victory and their first 5-0 start since 2000.

Klein finished with 157 yards of total offense and John Hubert added 126 yards on the ground for the Cats, who had lost the last five matchups against MU.

James Franklin was 19 of 35 for 214 yards passing for the Tigers (2-3), who came into the game averaging more than 500 yards of total offense. They only managed 326 against K-State, most of that coming on a pair of long TD drives in the fourth quarter.

The first was 79-yard drive that Henry Josey finished with a 2-yard run to get MU within 24-10. K-State promptly went three-and-out, and Franklin led Missouri on a 74-yard drive that he finished off with a plunge from a yard out with 5:02 left in the game.

Tight end Michael Egnew fumbled after a catch on the drive, but a video review gave the ball back to Missouri. It was one of four calls by the officiating crew that were overturned.

Missouri never got another chance with the ball.

Playing from the lead was something new for the Wildcats.

Klein bailed them out with a long touchdown pass in the closing minutes against Eastern Kentucky, the defense delivered a goal line stand to beat Miami, and last week Kansas State scored 10 unanswered points in the final 5 1/2 minutes to stun then-No. 15 Baylor.

Kansas State's defense set the tone on the first offensive play against Missouri.

Franklin dropped back to pass, looked over the middle and threw right to Wildcat defensive back Ty Zimmerman, who had deftly stepped in front of the intended receiver. The interception ended a stretch of

108 consecutive passes without throwing a pick for the sophomore quarterback.

It took K-State six plays to punch it in.

Franklin was sacked for a 13-yard loss on MU's ensuing possession, and K-State went 51 yards in 12 plays before Anthony Cantele's FG made it 10-0.

By the time the first quarter drew to a close, the Tigers had exactly zero yards of total offense - 20 yards through the air and minus-20 on the ground.

Henry Josey finally got things rolling for Missouri in the second quarter, using his quick feet to spring for a couple of long runs. But a false start inside the 10-yard line on second down pushed the Tigers back and they had to settle for Grant Ressel's 32-yard field goal.

Ressel had a chance to get Missouri within 10-6 at the break, but he pushed a 43-yard attempt wide right on the final play of the half as rain started to fall.

The Wildcats' only big mistake all game happened early in the third quarter, when Klein was picked off by Kip Edwards. But their defense held and Ressel's 36-yard field goal attempt was wide left.



Ty Zimmerman picked off Missouri on the first play from scrimmage. It was his fourth career interception.

GAME 6 **K-STATE 41**
 TEXAS TECH 34

OCTOBER 15, 2011
JONES AT&T STADIUM • LUBBOCK, TEXAS

SCORING SUMMARY

	1	2	3	4	FINAL
(17) Kansas State	7	13	14	7	41
Texas Tech	7	21	3	3	34

KS - Malone 24 yd interception return (Cantele kick, 14:23, 1st)
 TT - Douglas 40 yd pass from Doege (Carona kick, 9:47, 1st)
 TT - Washington 7 yd run (Carona kick, 14:46, 2nd)
 KS - Lockett 100 yd kickoff return (Cantele kick failed, 14:32, 2nd)
 KS - Klein 1 yd run (Cantele kick, 4:55, 2nd)
 TT - Crawford 51 yd run (Carona kick, 3:55, 2nd)
 TT - Doege 1 yd run (Carona kick, 0:35, 2nd)
 KS - Harper 3 yd pass from Klein (Cantele kick, 11:45, 3rd)
 TT - Carona 47 yd field goal (2:56, 3rd)
 KS - Klein 2 yd run (Cantele kick, 0:00, 3rd)
 KS - Klein 1 yd run (Cantele kick, 9:52, 4th)
 TT - Carona 19 yd field goal (2:32, 4th)
Attendance: 49,744

TEAM STATISTICS

	KS	TT
First Downs	16	32
Rushes-Yards (NET)	47-193	33-119
Passing Yards(NET)	146	461
Pass Comp-Att-Int	12-18-0	43-63-3
TOTAL OFFENSIVE PLAYS-YARDS	65-339	96-580
Fumble Returns-Yards-TD	0-0-0	0-0-0
Punt Returns-Yards-TD	1-2-0	2-2-0
Kickoff Returns-Yards-TD	3-148-1	4-72-0
Interception Returns-Yards-TD	3-37-1	0-0-0
Punts (Number-Avg)	5-41.2	2-46.0
Fumbles-Lost	2-0	1-1
Penalties-Yards	10-78	7-62
Possession Time	33:33	26:27
Third-Down Conversions	7-14	6-14
Fourth-Down Conversions	0-1	0-1
Red-Zone Scores-Chances	4-5	3-4

INDIVIDUAL STATISTICS

Rushing (No-Yds-TD)
 KS - Klein 23-110-3, Hubert 19-76-0, Pease 3-7-0
 TT - Crawford 21-91-1, Washington 6-27-1, Williams 3-7-0

Passing (Cmp-Att-Yds-TD-Int)
 KS - Klein 12-18-146-1-0
 TT - Doege 43-63-461-1-3

Receiving (No-Yds-TD)
 KS - Lockett 3-30-1, Hubert 3-26-0, Thompson 2-41-0
 TT - Torres 12-104-0, Ward 8-63-0, Douglas 5-99-1

K-STATE STARTERS

OFFENSE		DEFENSE	
WR	Thompson	DE	Voelker
LT	Hanson	DT	Lutui
LG	Puetz	DT	Kibble
C	Finney	DE	Davis
RG	Freeze	LB	Walker
RT	Aufner	LB	Brown
QB	Klein	CB	Chapman
RB	Hubert	CB	Garrett
FB	Wilson	FS	Hartman
WR	Lockett	SS	Zimmerman
WR	Harper	CB	Malone



Freshman Tyler Lockett returned a kickoff 100 yards for a touchdown in the second quarter. The return tied for the longest kickoff return in school history and the longest overall play in school history.

LUBBOCK, Texas - No. 17 Kansas State got production from all aspects of its team, including a four touchdown effort by junior quarterback Collin Klein, to earn its first win at Texas Tech since 1997 with a 41-34 victory on Saturday night before 49,744 fans at Jones AT&T Stadium.

With the victory, the Wildcats moved to 6-0 for the fifth time under head coach Bill Snyder and for the first time since 2000. The squad is now bowl eligible for the 14th time under Snyder, including consecutive years for the first time since 2002 and 2003. In addition, the team is unbeaten after three Big 12 games for the first time since 1999.

Klein ran for 110 yards on 23 carries, scoring on three short runs and hitting Chris Harper for a 3-yard TD pass on the Wildcats' first drive of the third quarter. He was 12-of-18 through the air for 146 yards. Running back John Hubert added 76 yards on the ground on 19 carries.

Freshman Tyler Lockett returned a kickoff 100 yards early in the second quarter for K-State. It tied for the longest return in school history, matching William Powell's 100-yard return against Baylor on Oct. 23, 2010. Overall, it was the 20th kickoff return for a touchdown and the eighth since 2008.

After allowing 28 Texas Tech points in the first half, the K-State defense was stellar after halftime, holding the high-octane Red Raiders to just two field goals in the second half.

Texas Tech quarterback Seth Doege had 461 yards and a touchdown on 43-of-63 passing, but had three of his four turnovers in consecutive possessions in the fourth quarter. He also ran for a score. He had just one interception coming into the game.

After Texas Tech's field goal late in the game to pull within 41-34, the Red Raiders recovered an onside kick when Tremain Swindall fell on the ball at their own 47. But Doege and the offense seemed to rush

and failed to get a first down after running four plays.

The Wildcats, who appeared flat in the first half, came out with more energy after halftime. On their first possession Klein put together the team's longest drive of the game, capping it with a fade to the corner of the end zone to Harper to lead 28-27. The touchdown pass was set up after Klein scrambled out of the pocket for a 25-yard gain to the 3.

Kansas State, which came into the game leading the nation in time of possession, held the ball for 33:33, while Tech had it for 26:27.

K-State stayed close in the first half, all due to the play of its defense and special teams. The offense mustered just 94 yards, less than half of those on the ground. Texas Tech's defense was tough against the run, allowing the 26th-ranked rushing offense just 45 yards on 18 carries before the half.

After Lockett's kick return score in the second quarter, kicker Anthony Cantele missed the extra point to cut the deficit to 14-13. Lockett took the ball straight up the middle and into a pile of Red Raiders at about the 50. Suddenly, though, he was out front of the pile and outraced them all to the corner of the end zone.



Quarterback Collin Klein became the third quarterback in school history to rush for 1,000 yards in a career.

GAME

7



K-STATE 59

KANSAS 21

OCTOBER 22, 2011

MEMORIAL STADIUM • LAWRENCE, KAN.

SCORING SUMMARY

	1	2	3	4	FINAL
(11) Kansas State	7	24	21	7	59
Kansas	0	14	0	7	21

KS - Klein 7 yd run (Cantele kick, 4:16, 1st)
 KS - Klein 6 yd run (Cantele kick, 14:55, 2nd)
 KS - Hubert 5 yd run (Cantele kick, 9:31, 2nd)
 KU - Sims 2 yd run (Mueller kick, 5:01, 2nd)
 KU - Beshears 13 yd pass from Webb (Mueller kick, 0:14, 2nd)
 KS - Cantele 26 yd field goal (0:00, 2nd)
 KS - Lockett 97 yd kickoff return (Cantele kick, 14:47, 3rd)
 KS - Klein 1 yd run (Cantele kick, 13:53, 3rd)
 KS - Lockett 19 yd pass from Klein (Cantele kick, 10:33, 3rd)
 KS - Lamur, S. 11 yd run (Cantele kick, 9:17, 4th)
 KU - Mundine 2 yd pass from Mecham (Muller kick, 0:01, 4th)
Attendance: 47,157

TEAM STATISTICS

	KS	KU
First Downs	26	20
Rushes-Yards (NET)	42-261	37-67
Passing Yards(NET)	205	210
Pass Comp-Att-Int	14-21-0	25-36-0
TOTAL OFFENSIVE PLAYS-YARDS	63-466	73-286
Fumble Returns-Yards-TD	0-0-0	0-0-0
Punt Returns-Yards-TD	4-26-0	2-20-0
Kickoff Returns-Yards-TD	4-153-1	9-166-0
Interception Returns-Yards-TD	0-0-0	0-0-0
Punts (Number-Avg)	3-47.7	8-37.2
Fumbles-Lost	1-0	3-2
Penalties-Yards	2-25	9-105
Possession Time	30:39	29:10
Third-Down Conversions	5-10	5-16
Fourth-Down Conversions	0-0	2-2
Red-Zone Scores-Chances	8-8	3-3

INDIVIDUAL STATISTICS

Rushing (No-Yds-TD)

KS - Hubert 17-92-1, Klein 13-92-4, Pease 8-61-0
 KU - Miller 13-42-0, Pierson 8-37-0, Sims 8-30-1

Passing (Cmp-Att-Yds-TD-Int)

KS - Klein 12-19-195-1-0, Lamur 2-2-10-0-0
 KU - Webb 21-28-169-1-0, Mecham 4-8-41-1-0

Receiving (No-Yds-TD)

KS - Lockett 5-110-1, Harper 5-55-0, Thompson 1-29-0
 KU - Pick 6-51-0, Mundine 4-41-1, Beshears 3-35-1

K-STATE STARTERS

OFFENSE

WR	Lockett
LT	Hanson
LG	Puetz
C	Finney
RG	Freeze
RT	Aufner
TE	Tannahill
QB	Klein
RB	Hubert
FB	Wilson
WR	Harper

DEFENSE

DE	Voelker
DT	Lutui
DT	Kibble
DE	Davis
LB	Walker
LB	Brown
LB	Lamur
CB	Garrett
FS	Hartman
SS	Zimmerman
CB	Malone



Quarterback Collin Klein rushed for a career high four touchdowns, while he passed for a career best 195 yards and one score. His four rushing touchdowns tied for second in school history.

LAWRENCE, Kan. (AP) - The Sunflower Showdown always brings out the best in Bill Snyder.

Now, the wily old coach can turn his attention to Oklahoma.

Collin Klein threw for a career-high 195 yards and accounted for five touchdowns, freshman Tyler Lockett returned a kickoff for a score and caught a touchdown pass for No. 12 Kansas State.

The Wildcats (7-0, 4-0 Big 12) are riding their best start since 1999, when they won their first nine games.

Jordan Webb threw for 169 yards and a touchdown for Kansas (2-5, 0-4), which has dropped five straight, including a 47-17 defeat to the Sooners last week.

Snyder improved to 16-4 in his career against KU, including a 59-7 blowout last year. The stretch of 1-70 dominance includes 11 straight wins during the 1990s and early 2000s, when Snyder was annually fielding one of the best teams in college football.

The Wildcats are headed in that direction again.

Behind the solid decision-making of Klein, a vastly improved defense and the guidance of their 72-year-old coach, Kansas State has already matched its win total from all of last season.

Klein finished with 92 yards and four TDs rushing on Saturday, and Lockett-- the son of former K-State great Kevin Lockett and the nephew of Aaron Lockett-- had five catches for 110 yards. Running back John Hubert added 92 yards and another score.

The Jayhawks, meanwhile, caused more trouble for themselves than they did their rival.

Kansas was penalized nine times for 105 yards, and two fumbles early in the second half resulting in touchdowns that effectively put away the game.

Kansas State jumped out to a 21-0 lead early in the second quarter, at which point the Jayhawks had more penalty yards (41) than net offense (23). They finally mounted a scoring drive that James Sims capped with

a short touchdown run, but Klein answered with his third TD run for a 28-7 lead.

The Jayhawks looked as though they'd have some momentum at halftime when they drove 76 yards in less than 2 minutes, and Webb hit D.J. Beshears from 13 yards out for a score. But the Wildcats snatched the momentum back when Klein hit Lockett for 48 yards down the middle of the field to set up a field goal with no time left and a 31-14 lead at the break.

That was the start of a disastrous stretch for KU.

Lockett took the opening kickoff of the second half 97 yards for a score, his second kick return TD in as many weeks. The Jayhawks were whistled for three separate penalties on the ensuing kickoff, backing them up to their 8, and Tony Pierson promptly fumbled on the first play from scrimmage.

Klein scored two plays later for a 45-14 lead.

On the Jayhawks' next drive, Webb fumbled near midfield, and it took the Wildcats only six more plays before Klein hit Lockett for a 19-yard touchdown pass and a 52-14 lead.



Tyler Lockett accounted for 251 all-purpose yards, thanks to a 97-yard kickoff return touchdown and 110 receiving yards.

GAME 8



OKLAHOMA 58

K-STATE 17

OCTOBER 29, 2011

BILL SNYDER FAMILY STADIUM • MANHATTAN, KAN.

SCORING SUMMARY

	1	2	3	4	FINAL
(9) Oklahoma	14	9	21	14	58
(8) Kansas State	3	14	0	0	17

- OU - Bell 1 yd run (Hunnicut kick, 12:12, 1st)
- OU - Miller 11 yd pass (Hunnicut kick, 7:10, 1st)
- KS - Cantele 54 yd field goal (6:07, 1st)
- KS - Klein 42 yd run (Cantele kick, 14:52, 2nd)
- KS - Klein 2 yd run (Cantele kick, 12:44, 2nd)
- OU - Reynolds 18 yd pass from Jones (Hunnicut kick blked, 11:20, 2nd)
- OU - Hunnicutt 53 yd field goal (0:00, 2nd)
- OU - Broyles 29 yd pass from Jones (Hunnicut kick, 10:22, 3rd)
- OU - Reynolds 8 yd pass from Jones (Hunnicut kick, 4:26, 3rd)
- OU - Rinch 31 yd run (Hunnicut kick, 1:27, 3rd)
- OU - Ratterree 12 yd pass from Jones (Hunnicut kick 14:22, 4th)
- OU - Millard 61 yd run (Hunnicut kick, 11:03, 4th)

Attendance: 51,004

TEAM STATISTICS

	OU	KS
First Downs	43	15
Rushes-Yards (NET)	25-170	43-182
Passing Yards (NET)	520	58
Pass Comp-Att-Int	37-50-2	8-16-0
TOTAL OFFENSIVE PLAYS-YARDS	75-690	59-240
Fumble Returns-Yards-TD	0-0-0	0-0-0
Punt Returns-Yards-TD	2-26-0	0-0-0
Kickoff Returns-Yards-TD	2-12-0	6-136-0
Interception Returns-Yards-TD	0-0-0	2-34-0
Punts (Number-Avg)	2-27.0	7-42.0
Fumbles-Lost	1-0	3-1
Penalties-Yards	5-45	5-35
Possession Time	28:46	31:14
Third-Down Conversions	7-10	4-13
Fourth-Down Conversions	0-0	0-0
Red-Zone Scores-Chances	5-5	1-2

INDIVIDUAL STATISTICS

Rushing (No-Yds-TD)

- OU - Finch 9-73-1, Millar 1-61-1, Williams 8-22-0
- KS - Klein 26-92-2, Hubert 13-71-0, Lockett 3-15-0

Passing (Cmp-Att-Yds-TD-Int)

- OU - Jones 35-47-505-5-2, Allen 2-3-15-0-0
- KS - Klein 8-16-58-0-0

Receiving (No-Yds-TD)

- OU - Broyles 14-171-1, Finch 7-69-0, Stills 4-101-0
- KS - Lockett 3-24-0, Harper 2-15-0, Tannahill 2-9-0

K-STATE STARTERS

OFFENSE	DEFENSE
WR Thompson	DE Voelker
LT Hanson	DT Lutui
LG Puetz	DT Kibble
C Finney	DE Davis
RG Freeze	LB Walker
RT Aufner	LB Brown
QB Klein	CB Chapman
RB Hubert	CB Garrett
WR Harper	FS Hartman
WR Lockett	SS Zimmerman
WR Sexton	CB Malone



Junior defensive back Nigel Malone intercepted a pair of passes, including this one he returned for 22 yards. He carded his fifth and sixth interceptions of the season to tie for third in school history.

MANHATTAN, Kan. (AP) - Landry Jones and Ryan Broyles helped No. 9 Oklahoma get back on track and spoil eighth-ranked Kansas State's dream season.

Jones threw for a school-record 505 yards and five touchdowns, his All-American wide receiver caught 14 passes for 171 yards and a score, and the Sooners bounced back from a stunning defeat to beat the previously unbeaten Wildcats 58-17 Saturday.

Kenny Stills added four catches for 101 yards, Roy Finch finished with 73 yards rushing and another 69 through the air, and the Sooners' potent, fast-paced attack managed 690 yards of total offense against the league's top-ranked defense.

Jones' passing total shattered the previous record of 468 yards he shared with Sam Bradford, while Broyles moved into first place on the Big 12's career list with 4,499 yards receiving.

Collin Klein was sacked seven times, the Wildcats were penalized an uncharacteristic five times, normally reliable kicker Anthony Cantele missed a chip-shot field goal and a defense that had been assignment sound all season crumbled against Oklahoma's onslaught.

Kansas State led 17-14 midway through the second quarter, but the Sooners scored late in the half, and John Hubert's fumble with 19 seconds remaining allowed Michael Hunnicutt to kick a 53-yard field goal on the final play for a 23-17 halftime advantage.

It was the start of 44 straight points scored by the Sooners.

Broyles hauled in a 29-yard touchdown catch early in the third quarter, tight-rope walking down the sideline for the final 10 yards. Moments later, Jones hit Jay Reynolds for the second of his two touchdown catches to give Oklahoma a 37-17 lead.

Finch added a 31-yard touchdown run later in the third quarter and the rout was on.

By the time Trey Millard slipped through the Kansas

State defensive front and outran the secondary to the endzone for a 61-yard touchdown run with 11 minutes left in the game, a crowd of 51,004 that was in such a festive mood early in the afternoon had started for the doors.

Klein finished with 92 yards and two TDs rushing for Kansas State, but he was just 8 of 16 for 58 yards through the air. Hubert added 71 yards rushing.



Place kicker Anthony Cantele hit a 54-yard field goal. It was the longest by a Wildcat since 2005.

GAME 9  **K-STATE 45**
 **OKLA. ST. 52**

NOVEMBER 5, 2011
BOONE PICKENS STADIUM • STILLWATER, OKLA.

SCORING SUMMARY

	1	2	3	4	FINAL
(14) Kansas State	10	14	7	14	45
(3) Oklahoma St.	14	13	7	18	52

- OS - Randle 4 yd run (Sharp kick, 12:50, 1st)
- OS - Blackmon 11 yd pass from Weeden (Sharp kick, 7:58, 1st)
- KS - Cantele 37 yd field goal (3:39, 1st)
- KS - Pease 5 yd run (Cantele kick, 1:25, 1st)
- KS - Klein 4 yd run (Cantele kick, 11:36, 2nd)
- KS - Chapman 60 yd interception return (Cantele kick, 10:46, 2nd)
- OS - Sharp 19 yd field goal (7:50, 2nd)
- OS - Moore 5 yd pass from Weeden (Sharp kick, 6:38, 2nd)
- OS - Sharp 29 yd field goal (0:38, 2nd)
- OS - Randle 15 yd pass from Weeden (Sharp kick, 10:24, 3rd)
- KS - Lockett 14 yd pass from Klein (Cantele kick, 5:48, 3rd)
- OS - Sharp 40 yd field goal (13:44, 4th)
- KS - Klein 4 yd run (Cantele kick, 5:16, 4th)
- OS - Blackmon 54 yd pass from Weeden (Blackmon pass from Weeden, 4:47, 4th)
- KS - Klein 12 yd run (Cantele kick, 3:18, 4th)
- OS - Randle 23 yd run (Sharp kick, 2:16, 4th)

Attendance: 58,895

TEAM STATISTICS

	KS	OSU
First Downs	27	26
Rushes-Yards (NET)	51-276	17-73
Passing Yards(NET)	231	502
Pass Comp-Att-Int	22-39-1	36-46-2
TOTAL OFFENSIVE PLAYS-YARDS	90-507	63-575
Fumble Returns-Yards-TD	0-0-0	0-0-0
Punt Returns-Yards-TD	1-6-0	1-2-0
Kickoff Returns-Yards-TD	8-203-0	8-129-0
Interception Returns-Yards-TD	2-60-1	1-47-0
Punts (Number-Avg)	5-33.4	2-51.0
Fumbles-Lost	1-1	2-2
Penalties-Yards	5-40	3-35
Possession Time	40:49	19:11
Third-Down Conversions	9-18	4-9
Fourth-Down Conversions	2-2	0-0
Red-Zone Scores-Chances	6-7	6-7

INDIVIDUAL STATISTICS

Rushing (No-Yds-TD)

- KS - Klein 29-144-3; Lockett 3-84-0; Hubert 14-40-0
- OS - Randle 16-73-2; Blackmon 1-0-0

Passing (Cmp-Att-Yds-TD-Int)

- KS - Klein 22-38-231-1-1
- OS - Weeden 36-46-502-4-2

Receiving (No-Yds-TD)

- KS - Thompson 6-71-0; Harper 3-55-0; Lockett 3-32-1
- OS - Blackmon 13-205-2; Moore 9-146-1; Randle 5-31-1

K-STATE STARTERS

OFFENSE

- LT Hanson
- LG Puetz
- C Finney
- RG Freeze
- RT Aufner
- TE Tannahill
- TE McDonald
- TE Trujillo
- QB Klein
- RB Hubert
- FB Wilson

DEFENSE

- DE Voelker
- DT Lutui
- DT Kibble
- DE Davis
- LB Brown
- LB Lamur
- CB Garrett
- FS Hartman
- SS Zimmerman
- CB Chapman
- CB Malone



AP

Collin Klein rushed for a career high 144 yards and three touchdowns, while he also topped his career high in passing yards with 231 and another score against the third-ranked Cowboys.

STILLWATER, Okla. - No. 17 Kansas State and No. 3 Oklahoma State combined 32 points in the fourth quarter, including running back Joseph Randle's 23-yard touchdown run with 2:16 remaining that proved to be the difference for the unbeaten Cowboys in a 52-45 victory at Boone Pickens Stadium.

The Wildcats (7-2, 3-2 Big 12) had one final chance to force overtime, but quarterback Collin Klein's pass on third and goal from the OSU 5 fell incomplete as time expired. Klein and company took over at its own 29-yard-line with 2:16 remaining and converted on two third downs and one on fourth down before falling short off the goal line at the 5.

Klein was a threat all-around for K-State, as he combined for 375 yards and four touchdowns. He set career-highs in three categories threw the air, including completions (22), attempts (38) and yards (231). He also added 144 yards on the ground on 29 carries with three scores. He now has 1,330 career rushing yards to rank 16th in school history and second among quarterbacks. His 19 rushing touchdowns this season is tied for the second-most in school history.

Freshman Tyler Lockett totaled 315 all-purpose yards, including 193 kickoff returns yards. He had 84 yards on three rushes and three catches for 32 yards and a touchdown on the game. The 315 yards ranks fifth in school history and is the most since Brandon Banks tied the school record with 351 against Oklahoma in 2009.

Klein's counterpart - OSU's Brandon Weeden - was just as impressive, throwing for a school-record 502 yards on 36-of-46 passing with four touchdowns to give the Cowboys (9-0, 6-0 Big 12) their best start in school history. All-American wide receiver Justin Blackmon had 13 catches for 205 yards and two scores, while fellow wideout Tracy Moore added nine receptions for 146 yards and a touchdown. Randle rushed for 73 yards and a pair of scores.

Blackmon atoned for his two-fumble game with a 54-yard touchdown catch with 4:47 remaining that pulled the Cowboys out of a 38-37 deficit. He also caught the 2-point conversion for a 45-38 lead.

K-State responded right back with Lockett's 80-yard kickoff return and three straight runs by Klein, who barged in from 12 yards out to tie it up with 3:18 remaining.

It took Oklahoma State's quick-strike offense just four plays and 62 seconds to respond again. Weeden found Isaiah Anderson for a 33-yard gain, and Randle ran through a big hole on third-and-1 before dodging safety Ty Zimmerman to waltz in for the game-winner.

Klein drove the Wildcats down for a chance to tie - or perhaps go for the win with a 2-point conversion - by converting a fourth-and-4 with a quarterback keeper and then connecting with Harper for 22 yards to set up first-and-goal at the 5-yard line.

With no time to rely on his potent running game, coach Bill Snyder called three straight passing plays but none got the job done.



Tyler Lockett recorded 315 all-purpose yards at No. 3 Oklahoma State, the fifth-most in school history.

GAME 1
0 **TEXAS A&M 50**
K-STATE 53

NOVEMBER 12, 2011

BILL SNYDER FAMILY STADIUM • MANHATTAN, KAN.

SCORING SUMMARY

	1	2	3	4 (OT)	FINAL
Texas A&M	0	14	7	10 (19)	50
(14) Kansas State	0	14	0	17 (22)	53

TAMU - Swope 6 yd pass from Tannehill (Bullock kick, 13:26, 2nd)
 TAMU - Showers 3 yd run (Bullock kick, 11:24, 2nd)
 KS - Klein 2 yd run (Cantele kick, 3:45, 2nd)
 KS - Klein 3 yd run (Cantele kick, 0:40, 2nd)
 TAMU - Gray 10 yd run (Bullock kick, 3:36, 3rd)
 KS - Klein 2 yd run (Cantele kick, 14:08, 4th)
 TAMU - Gray 7 yd run (Bullock kick, 11:08, 4th)
 TAMU - Bullock 17 yd field goal (6:38, 4th)
 KS - Harper 53 yd pass from Klein (Cantele kick, 5:49, 4th)
 KS - Cantele 44 yd field goal (2:12, 4th)
 KS - Thompson 0 yd fumble return (Cantele kick, 1st OT)
 TAMU - Fuller 9 yd pass (Bullock kick, 1st OT)
 TAMU - Bullock 42 yd field goal (2nd OT)
 KS - Cantele 38 yd field goal (2nd OT)
 KS - Klein 25 yd field goal (Klein pass failed, 3rd OT)
 TAMU - Nwachukwu 8 yd pass from Tannehill (Tannehill pass failed, 3rd OT)
 TAMU - Bullock 20 yd field goal (4th OT)
 KS - Klein 1 yd run (4th OT)

Attendance: 46,204

TEAM STATISTICS

	TAMU	KS
First Downs	22	21
Rushes-Yards (NET)	43-272	52-130
Passing Yards(NET)	210	281
Pass Comp-Att-Int	27-46-1	17-27-1
TOTAL OFFENSIVE PLAYS-YARDS	89-482	79-411
Fumble Returns-Yards-TD	0-0-0	0-0-0
Punt Returns-Yards-TD	1-1-0	1-14-0
Kickoff Returns-Yards-TD	4-98-0	4-72-0
Interception Returns-Yards-TD	1-57-0	1-23-0
Punts (Number-Avg)	6-44.3	6-46.0
Fumbles-Lost	0-0	3-2
Penalties-Yards	10-96	1-5
Possession Time	25:49	34:11
Third-Down Conversions	8-20	6-15
Fourth-Down Conversions	1-2	1-1
Red-Zone Scores-Chances	8-8	5-5

INDIVIDUAL STATISTICS

Rushing (No-Yds-TD)

TAMU - Gray 30-218-2, Tannehill 5-31-0, Malena 3-15-0
 KS - Klein 35-103-5, Hubert 13-33-0, Pease 2-0-0

Passing (Cmp-Att-Yds-TD-Int)

TAMU - Tannehill 27-46-210-3-1
 KS - Klein 17-27-281-1-1

Receiving (No-Yds-TD)

TAMU - Swope 9-58-1, Fuller 4-47-1, Nwachukwu 4-44-1
 KS - Harper 4-134-1, Thompson 4-37-0, Hubert 4-20-0

K-STATE STARTERS

OFFENSE	DEFENSE
WR Harper	DE Voelker
LT Hanson	DT Lutui
LG Puetz	DT Kibble
C Finney	DE Davis
RG Freeze	LB Walker
RT Aufner	LB Brown
QB Klein	LB Lamur
RB Pease	CB Garrett
FB Wilson	FS Hartman
TE Tannehill	SS Zimmerman
TE McDonald	CB Malone



Quarterback Collin Klein scored from one-yard out to give K-State a thrilling three-point victory in four overtimes over Texas A&M. Klein broke the single-season rushing TD record against the Aggies, while he tied the single-game record with five scores.

MANHATTAN, Kan. (AP) - Junior Collin Klein scored on a quarterback sneak in the fourth overtime, his sixth touchdown of the game, giving No. 17 K-State a dramatic 53-50 victory over Texas A&M.

It was the first overtime game in the 44-year history of Bill Snyder Family Stadium and just the second in school history since a double-overtime 36-33 loss to Texas A&M in the 1998 Dr. Pepper Big 12 Championship in St. Louis, Mo.

Klein threw for a career-high 281 yards and added 103 yards on the ground for the Wildcats (8-2, 5-2 Big 12), who rallied from a 10-point deficit in the final 6 minutes of regulation to hand the Aggies (5-5, 3-4) their third consecutive loss.

The Aggies had the ball first in the fourth OT and moved down to the Kansas State 3 before their drive stalled. Facing fourth-and-1, Texas A&M coach Mike Sherman played it safe and choose to kick a field goal, and that gave Kansas State the opening it needed.

Klein pounded forward for three yards on third-and-3 at the 18 for a first down, and a pass interference call on the Aggies' Toney Hurd Jr. in the end zone gave Kansas State the ball at the 2.

Klein went straight up the middle twice, getting across the goal line on his second try as the crowd erupted. The Wildcats poured off the sideline to celebrate the victory, piling up at the goal line before heading over to the student section.

Cyrus Gray ran for 218 yards and two touchdowns, and Ryan Tannehill threw for 210 yards and three touchdowns to lead the Aggies, who lost in overtime to Missouri two weeks ago and fell to Oklahoma last week. They'll need to beat Kansas or Texas in their remaining two games to become bowl eligible.

It looked like they'd take care of that in regulation Saturday night.

The game was tied at 21 early in the fourth quarter when Kansas State's John Hubert fumbled at his own 29. The Aggies' Terrence Frederick recovered the ball, and Gray scored the go-ahead TD when he went virtually untouched right up the middle from 7 yards out.

Gray sprang free for a 63-yard run moments later, setting up a 17-yard field goal by Texas A&M's Randy Bullock that made it 31-21 with 6:38 remaining.

Used to late-game pressure, K-State never buckled.

Klein hit Chris Harper in stride for a 53-yard TD pass that pulled the Cats within a field goal with 5:49 left. The defense forced Texas A&M into three-and-out, and Kansas State took over at its own 32 with 4:40 left. Two 15-yard penalties on the defense helped the Wildcats move down field, and Anthony Cantele's 44-yard field goal into the wind tied the game.

The Wildcats had the ball first in OT and took just 3 plays to score. Klein slithered up the middle from 9 yards out and fumbled just shy of the goal line, but WR Tramaine Thompson was there to recover it.

The Aggies answered when Tannehill hit Jeff Fuller on a 9-yard slant route for a score.

The teams traded field goals in the second overtime, and Klein wasted no time in the third extra session as he went untouched 25 yards for the score.

The Wildcats failed to convert the 2-point try, and Texas A&M faced with fourth-and-goal at the 8-yard linewhen Tannehill deftly sidestepped a defender in the backfield and found Uzoma Nwachukwu in the corner of the end zone for the tying score. But his throw to Fuller on the Aggies' 2-point try bounced incomplete, sending the game to a fourth overtime.



Chris Harper hauled in a career-high 134 yards, including a crucial 53-yard pass late in the fourth quarter.

GAME 1  **K-STATE 17**
GAME 1  **TEXAS 13**

NOVEMBER 19, 2011
TEXAS MEMORIAL STADIUM • AUSTIN, TEXAS

SCORING SUMMARY

	1	2	3	4	FINAL
(13) Kansas State	3	7	7	0	17
(23) Texas	0	3	7	3	13

KS - Cantele 20 yd field goal (7:10, 1st)
UT - Tucker 48 yd field goal (10:12, 2nd)
KS - Harper 16 yd pass from Klein (Cantele kick, 0:09, 2nd)
KS - Klein 3 yd run (Cantele kick, 6:59, 3rd)
UT - Irby 36 yd pass from McCoy (Tucker kick, 3:43, 4th)
UT - Tucker 26 yd field goal (4:27, 4th)

Attendance: 100,705

TEAM STATISTICS

	KS	UT
First Downs	8	15
Rushes-Yards (NET)	39-38	42-191
Passing Yards(NET)	83	119
Pass Comp-Att-Int	9-17-0	15-32-2
TOTAL OFFENSIVE PLAYS-YARDS	56-121	74-310
Fumble Returns-Yards-TD	0-0-0	0-0-0
Punt Returns-Yards-TD	1-19-0	3-45-0
Kickoff Returns-Yards-TD	3-86-0	2-32-0
Interception Returns-Yards-TD	2-38-0	0-0-0
Punts (Number-Avg)	10-42.7	6-35.7
Fumbles-Lost	0-0	3-0
Penalties-Yards	2-10	3-35
Possession Time	28:00	32:00
Third-Down Conversions	4-16	8-19
Fourth-Down Conversions	1-1	1-3
Red-Zone Scores-Chances	3-3	1-1

INDIVIDUAL STATISTICS

Rushing (No-Yds-TD)

KS - Hubert 12-32-0; Klein 26-4-1; Thompson 1-2-0
UT - Johnson 4-61-0; Bergeron 9-40-0; Goodwin 3-35-0

Passing (Cmp-Att-Yds-TD-Int)

KS - Klein 9-17-83-1-0
UT - McCoy 8-16-80-1-0; Ash 7-16-39-0-2

Receiving (No-Yds-TD)

KS - Hubert 3-23-0; Smith, S. 2-30-0; Harper 2-27-1
UT - Davis 6-51-1; Irby 3-15-0; Goodwin 3-15-0

K-STATE STARTERS

OFFENSE

WR Thompson
LT Hanson
LG Puetz
C Finney
RG Freeze
RT Aufner
QB Klein
RB Hubert
WR Harper
WR Smith, S.
WR Sexton

DEFENSE

DE Voelker
DT Lutui
DT Kibble
DE Davis
LB Walker
LB Brown
LB Lamur
CB Garrett
FS Hartman
SS Zimmerman
CB Malone



Tysyn Hartman, Nigel Malone and Emmanuel Lamur helped the K-State defense hold Texas to 10 points as they combined for 25 tackles, an interception and three pass breakups. Lamur's first quarter interception led to a field goal.

AUSTIN, Texas (AP) - Junior Collin Klein combined for two touchdowns - one passing and one rushing - as K-State held off a late Texas rally for a 17-13 win before a school-record 100,705 fans at Darrell K. Royal-Texas Memorial Stadium on Saturday night.

The Wildcats (9-2, 6-2 Big 12) have now won four consecutive games over the Longhorns, including back-to-back contests at Royal-Texas Memorial Stadium. The school moves to 6-2 against Texas in the Big 12 era, including 3-1 in Austin. K-State also eclipsed nine wins for the first time since the Big 12 Championship season of 2003, while the six league wins are the most since that magical season.

Klein was sacked five times and K-State managed just 121 total yards, but still pulled out the win behind Klein's 16-yard TD pass to Chris Harper with 9 seconds left in the first half and his 3-yard scoring run in the third quarter. Klein leads the nation with 25 rushing touchdowns and needs just two more to tie the Big 12 record set by Texas RB Ricky Williams in 1998.

The 121 yards of total offense were the fewest in a game since registering 182 yards against Kansas in 2005, while the eight first downs were the fewest since also posting eight against Nebraska in 1996.

Texas rallied from a 17-3 deficit behind backup QB Case McCoy, but the Longhorns (6-4, 3-4) have scored just one touchdown in the last two games.

Klein and Wildcats simply found a way to win, just like they have most of the season, whether in low-scoring games or shootouts.

Klein, who came in averaging 101 yards rushing, had just 4 against the Longhorns and was 9 of 17 passing for 83 yards. Chased and knocked around the entire game by the Texas pass rush, Klein was just good enough when he had to be.

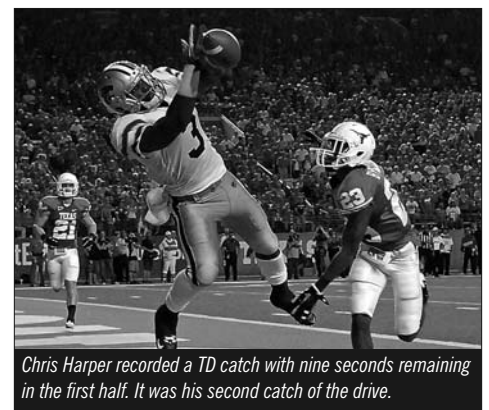
After getting sacked for the fourth time, Klein converted a 3rd-and-14 with a 24-yard sideline pass to Sheldon Smith. Two plays later, Klein hit Chris Harper

with a perfect strike to the corner of the end zone. Texas cornerback Carrington Byndum never turned around on the throw and Harper snagged an easy touchdown to give K-State a 10-3 halftime lead.

Texas freshman QB David Ash threw his second interception to set up Klein's rushing touchdown. Ty Zimmerman returned the pick to the Texas 37 before a pass interference penalty against Byndum set up the Wildcats at the Texas 3. Klein plowed over Texas linebacker Emmanuel Acho to put K-State ahead 17-3.

Desperate for a spark on offense, the Longhorns pulled Ash for sophomore McCoy, who promptly drove Texas 81 yards to a touchdown on his 36-yard rollout pass to tight end Blaine Irby.

Texas got within 17-13 on Justin Tucker's second field goal and momentum seemed to be with the Longhorns until the final rally ended at midfield as time ran out. Texas snapped the ball as time expired and McCoy rolled around for several second before finally throwing a short pass that fell incomplete nowhere near the end zone.



Chris Harper recorded a TD catch with nine seconds remaining in the first half. It was his second catch of the drive.

GAME 1
2

IOWA ST. 23
K-STATE 30

DECEMBER 3, 2011

BILL SNYDER FAMILY STADIUM • MANHATTAN, KAN.

SCORING SUMMARY

	1	2	3	4	FINAL
Iowa State	13	0	7	3	23
(11) Kansas State	7	10	3	10	30

ISU - Darks 30 yd pass from Barnett (Guyer kick, 2:01, 1st)
 KS - Thompson 68 yd pass from Klein (Cantele kick, 1:46, 1st)
 ISU - Woody 1 yd run (Guyer kick, 0:11, 1st)
 KS - Cantele 37 yd field goal (10:13, 2nd)
 KS - Klein 1 yd run (Cantele kick, 0:20, 2nd)
 KS - Cantele 47 yd field goal (8:48, 3rd)
 ISU - Woody 13 yd run (Guyer kick, 4:25, 3rd)
 KS - Cantele 19 yd field goal (13:37, 4th)
 ISU - Guyer 43 yd field goal (6:12, 4th)
 KS - Hubert 26 yd run (Cantele kick, 3:29, 4th)
Attendance: 47,392

TEAM STATISTICS

	ISU	KS
First Downs	24	20
Rushes-Yards (NET)	51-215	45-201
Passing Yards(NET)	153	158
Pass Comp-Att-Int	15-27-1	7-15-0
TOTAL OFFENSIVE PLAYS-YARDS	78-368	60-359
Fumble Returns-Yards-TD	0-0-0	0-0-0
Punt Returns-Yards-TD	0-0-0	2-16-0
Kickoff Returns-Yards-TD	7-174-0	5-97-0
Interception Returns-Yards-TD	0-0-0	1-0-0
Punts (Number-Avg)	3-44.3	4-41.2
Fumbles-Lost	4-1	1-0
Penalties-Yards	4-30	2-20
Possession Time	31:00	29:00
Third-Down Conversions	9-17	4-12
Fourth-Down Conversions	2-4	0-0
Red-Zone Scores-Chances	2-2	3-3

INDIVIDUAL STATISTICS

Rushing (No-Yds-TD)

ISU - Woody 23-85-2, Hollis 4-56-0, White 8-41-0
 KS - Hubert 15-120-1, Klein 26-86-1, Harper 1-1-0

Passing (Cmp-Att-Yds-TD-Int)

ISU - Barnett 15-27-153-1-1
 KS - Klein 7-15-158-1-0

Receiving (No-Yds-TD)

ISU - Reynolds 4-56-0, Gary 3-30-0, Darks 2-33-1
 KS - Thompson 2-87-1, Hubert 2-28-0, Miller 1-21-0

K-STATE STARTERS

OFFENSE	DEFENSE
WR Harper	DE Voelker
LT Hanson	DT Guidry
LG Puetz	DT Kibble
C Finney	DE Davis
RG Freeze	LB Brown
RT Aufner	LB Lamur
QB Klein	CB Garrett
RB Hubert	CB Chapman
WR Thompson	FS Hartman
WR Smith, S.	SS Zimmerman
WR Miller	CB Malone



John Hubert ran for 120 yards, 26 of which came on his game-winning touchdown with 3:29 remaining in the contest. The sophomore also hauled in two passes for 28 yards.

MANHATTAN, Kan. - John Hubert ran for 120 yards and the go-ahead touchdown Saturday, helping No. 16 Kansas State beat Iowa State 30-23 to finish second in the Big 12.

Picked to finish eighth in the league, K-State (10-2, 7-2) instead put together one of the best seasons in school history. Led by the 72-year-old Bill Snyder, the plucky Wildcats managed to beat everyone they faced except for Oklahoma and Oklahoma State, the later of which ended up as Big 12 Champions.

Jeff Woody ran for 85 yards and two touchdowns for the Cyclones (6-6, 3-6), who became bowl eligible for the second time under Paul Rhoads when they knocked off the Cowboys a couple weeks ago.

They nearly managed another upset against the Wildcats.

Hubert scored the go-ahead touchdown on a tackle-breaking 26-yard run with 3:29 left, which gave Iowa State plenty of time to answer. Freshman quarterback Jared Barnett converted a pair of third downs to move into Kansas State territory, and then scrambled for eight yards on third-and-10.

Facing fourth-and-2 at the 31, Woody took the handoff and was stuffed at the line of scrimmage, the ball popping out. K-State recovered it to seal the win.

After lightning delayed the kickoff 90 minutes, the Cyclones jumped out to a 7-0 lead. Barnett threw a pass that wobbled so much it looked as if the ball was deflating, but Darius Darks managed to get the inside position on cornerback Nigel Malone and hauled in the 30-yard catch.

The Wildcats needed 15 seconds to answer.

Klein dropped back and floated a pass on a deep post route to Tramaine Thompson, one of the fastest players on the team. He caught it with his fingertips just past the outstretched hands of defensive back Ter'Ran Benton and raced the rest of the way untouched for the 68-yard touchdown, the longest play

from scrimmage for Kansas State this season.

Iowa State regained the lead moments later when Woody plunged in from a yard out, but Zach Guyer's extra point was blocked by Raphael Guidry, his fourth blocked kick of the season.

Anthony Cantele kicked a 37-yard field goal for the Wildcats to get within 13-10.

Kansas State took over at its own 38 just before halftime, and Klein mixed in a couple of option keepers along with a pair of 14-yard completions to Hubert. The sophomore running back took the second of them down to the goal line, and Klein's TD sneak gave Kansas State a 17-13 lead at the break.

Guidry's second big play, this time an pick off a tipped ball, gave K-State prime field position early in the third, and Cantele's 47-yarder made it 20-13.

Iowa State responded by going 64 yards in 12 plays, converting three third downs, and Woody's rumbling 13-yard scamper allowed the Cyclones to draw even with 4:25 left in the quarter.



Tramaine Thompson hauled in this 68-yard touchdown pass in the first quarter to get K-State on the board.

GAME 1  **K-STATE 16**
3  **ARKANSAS 29**

JANUARY 6, 2012
COWBOYS STADIUM • ARLINGTON, TEXAS

SCORING SUMMARY

	1	2	3	4	FINAL
(8) Kansas State	0	9	7	0	16
(6) Arkansas	3	16	7	3	29

UA - Hocker 26 yd field goal (4:19, 1st)
 UA - Adams 51 yd punt return (14:27, 2nd)
 UA - Hocker 22 yd field goal (9:20, 2nd)
 UA - Wright 45 yd pass from Wilson (4:10, 2nd)
 KS - Malone PAT return (4:10, 2nd)
 KS - McDonald 3 yd pass from Klein (0:26, 2nd)
 KS - Klein 6 yd run (11:38, 3rd)
 UA - Hamilton 9 yd pass from Wilson (3:57, 3rd)
 UA - Hocker 30 yd field goal (3:30, 4th)
Attendance: 80,956

TEAM STATISTICS

	KS	UA
First Downs	19	13
Rushes-Yards (NET)	40-87	30-129
Passing Yards(NET)	173	216
Pass Comp-Att-Int	16-30-1	20-31-0
TOTAL OFFENSIVE PLAYS-YARDS	70-260	61-345
Fumble Returns-Yards-TD	0-0-0	0-0-0
Punt Returns-Yards-TD	1-4-0	3-62-1
Kickoff Returns-Yards-TD	2-37-0	3-71-0
Interception Returns-Yards-TD	0-0-0	1-61-0
Punts (Number-Avg)	8-42.6	4-46.8
Fumbles-Lost	1-1	1-1
Penalties-Yards	5-38	6-43
Possession Time	33:51	26:09
Third-Down Conversions	4-15	8-17
Fourth-Down Conversions	1-2	0-1
Red-Zone Scores-Chances	2-2	4-5

INDIVIDUAL STATISTICS

Rushing (No-Yds-TD)

KS - Klein 24-42-1; Hubert 12-37-0; Wilson 2-8-0; Pease 2-0-0
 UA - Green 7-60-0; Johnson 5-33-0; Wilson 7-18-0; Wingo 9-18-0; Adams 1-1-0

Passing (Cmp-Att-Yds-TD-Int)

KS - Klein 16-30-173-1-1
 UA - Wilson 20-31-216-2-0

Receiving (No-Yds-TD)

KS - S. Smith 5-50-0; Thompson 3-57-0; B. Smith 2-29-0; Miller 2-22-0; Harper 1-11-0; Tannahill 1-6-0; McDonald 1-3-1; Hubert 1-(-5)-0
 UA - Childs 5-48-0; Adams 5-22-0; Wright 3-88-1; Hamilton 3-26-1; Johnson 2-2-0; Gragg 1-26-0; Wingo 1-4-0

K-STATE STARTERS

OFFENSE		DEFENSE	
WR	Thompson	DE	Voelker
LT	Hanson	DT	Guidry
LG	Puetz	DT	Kibble
C	Finney	DE	Davis
RG	Freeze	LB	Walker
RT	Aufner	LB	Brown
QB	Klein	LB	Lamur
RB	Hubert	CB	Garrett
WR	Harper	FS	Hartman
TE	Tannahill	SS	Zimmerman
FB	Wilson	CB	Malone



More than 37,000 Wildcat fans filled Cowboys Stadium for the 2012 AT&T Cotton Bowl as K-State battled Arkansas in the 2012 Classic, its first appearance in the bowl since 2001.

ARLINGTON, Texas (AP) - Junior Kansas State quarterback Collin Klein tied the Big 12 single-season for rushing touchdowns and the NCAA single season record by a quarterback but the No. 8 Wildcats came up short in the 2012 AT&T Cotton Bowl Classic in a 29-16 loss to No. 6 Arkansas.

Kansas State (10-3) was trying to match its school record with 11 victories, but still finished a surprising season in Snyder's second Wildcats turnaround. K-State won 11 games six times during a seven-year span in Snyder's first tenure before his three-year retirement, and almost reached that mark again in his third season back.

After being held to 15 yards on 12 carries in the first half, Klein finished the opening drive of the third quarter with a 6-yard TD run that got the Wildcats to 19-16. That came after Klein had a 15-yard run on the previous play.

That matched the Big 12 record for rushing touchdowns held by 1998 Heisman Trophy winner Ricky Williams of Texas. The only other FBS quarterback with 27 rushing touchdowns in a season was Ricky Dobbs for Navy in 2009.

Klein finished with 42 yards on 24 carries, while completing 16 of 30 passes for 173 yards.

The Razorbacks played their second game at Cowboys Stadium this season, three months after they overcame an 18-point halftime deficit to beat Big 12 team and future SEC foe Texas A&M 42-38.

In the return trip, Arkansas led the Big 12 opponent at halftime and had mostly throttled Klein and the Kansas State offense. It was the first game for new Razorbacks defensive coordinator Paul Haynes, who was hired in December after Willy Robinson resigned.

Tyler Wilson, who threw for a school-record 510 yards in that Oct. 1 game at Cowboys Stadium, was 20 of 31 for 216 yards against Kansas State. Jarius Wright, who had 13 catches for a record 287 yards

against the Aggies, and three catches for 88 yards and a 45-yard TD in the Cotton Bowl.

The Cotton Bowl was the only non-BCS game with both teams in the top 10 of the Bowl Championship Series standings -- Arkansas came in sixth, Kansas State eighth. It also is the only bowl featuring the SEC vs. the Big 12, the top two conferences in the BCS computer rankings.

The Razorbacks didn't even get a first down until 12 1/2 minutes left in the first half when Dennis Johnson opened a drive with a 28-yard run. That drive ended with the second of Zach Hocker's three field goals, a 22-yarder.

Kansas State, which has lost its last four bowl games since beating Arizona State in the 2002 Holiday Bowl, blocked the extra point and Nigel Malone returned it for two points.

It was 19-9 at halftime after Klein threw a 3-yard TD pass to Andrew McDonald with 26 seconds left in the first half. That score was set up after Wilson was sacked by Adam Davis and fumbled at the Hogs' 13.

Arkansas led 3-0 after Jake Bequette sacked Klein and forced a fumble, setting up Hocker's 26-yard field goal. Tenarius Wright, jumped over a pile to recover the loose ball at the Kansas State 13.



Nigel Malone returned a Raphael Guidry blocked PAT for two points in the second quarter.



2011 STANDINGS

	BIG 12 CONFERENCE				OVERALL				BOWL GAME (OPPONENT)
	W-L	PCT	PF	PA	W-L	PCT	PF	PA	
Oklahoma State ◀	8-1	.889	435	229	12-1	.923	633	348	Tostitos Fiesta Bowl (Stanford)
Kansas State	7-2	.778	332	303	10-3	.769	413	363	AT&T Cotton Bowl (Arkansas)
Baylor	6-3	.667	368	349	10-3	.769	589	484	Valero Alamo Bowl (Washington)
Oklahoma	6-3	.667	351	240	10-3	.769	514	287	Insight Bowl (Iowa)
Missouri	5-4	.556	270	239	8-5	.615	427	306	Independence Bowl (North Carolina)
Texas	4-5	.444	244	234	8-5	.615	365	289	Holiday Bowl (California)
Texas A&M	4-5	.444	354	281	7-6	.538	508	366	Meineke Car Care Bowl (Northwestern)
Iowa State	3-6	.333	194	275	6-7	.462	295	382	New Era Pinstripe Bowl (Rutgers)
Texas Tech	2-7	.222	262	414	5-7	.417	406	471	
Kansas	0-9	.000	157	393	2-10	.167	268	525	

◀ Big 12 Champion

TEAM STATISTICS

SCORING OFFENSE	G	TD	XP	2XP	DXP	FG	SAF	PTS	AVG
1. Oklahoma State	13	81	79	1	0	22	0	633	48.7
2. Baylor	13	80	75	2	0	10	0	589	45.3
3. Oklahoma	13	63	61	0	0	25	0	514	39.5
4. Texas A&M	13	60	55	1	0	29	2	508	39.1
5. Texas Tech	12	52	50	0	0	14	1	406	33.8
6. Missouri	13	54	53	1	0	16	0	427	32.8
7. Kansas State	13	52	48	0	1	17	0	413	31.8
8. Texas	13	44	44	0	0	17	3	365	28.1
9. Iowa State	13	38	31	0	0	12	0	295	22.7
10. Kansas	12	36	34	0	0	6	0	268	22.3

SCORING DEFENSE	G	TD	XP	2XP	DXP	FG	SAF	PTS	AVG
1. Oklahoma	13	35	33	1	0	14	0	287	22.1
2. Texas	13	32	31	0	0	22	0	289	22.2
3. Missouri	13	39	35	1	0	11	1	306	23.5
4. Oklahoma State	13	44	41	0	0	13	2	348	26.8
5. Kansas State	13	45	40	1	0	17	0	363	27.9
6. Texas A&M	13	45	41	2	0	17	0	366	28.2
7. Iowa State	13	43	41	1	0	27	0	382	29.4
8. Baylor	13	64	55	3	0	13	0	484	37.2
9. Texas Tech	12	62	60	0	0	13	0	471	39.2
10. Kansas	12	68	66	1	0	15	2	525	43.8

RUSHING OFFENSE	G	ATT	YDS	AVG	TD	YDS/G
1. Missouri	13	589	3172	5.4	30	244.0
2. Baylor	13	576	3063	5.3	37	235.6
3. Texas	13	589	2634	4.5	24	202.6
4. Texas A&M	13	507	2589	5.1	29	199.2
5. Kansas State	13	606	2411	4.0	34	185.5
6. Iowa State	13	538	2265	4.2	20	174.2
7. Oklahoma	13	469	2118	4.5	30	162.9
8. Kansas	12	543	1913	3.5	20	159.4
9. Oklahoma State	13	391	2062	5.3	36	158.6
10. Texas Tech	12	391	1502	3.8	20	125.2

RUSHING DEFENSE	G	RUSHES	YARDS	AVG.	TD	YDS/G
1. Texas	13	409	1251	3.1	15	96.2
2. Texas A&M	13	508	1324	2.6	25	101.8
3. Missouri	13	463	1656	3.6	17	127.4
4. Kansas State	13	429	1706	4.0	18	131.2
5. Oklahoma	13	476	1751	3.7	15	134.7
6. Oklahoma State	13	548	2404	4.4	24	184.9
7. Iowa State	13	554	2515	4.5	23	193.5
8. Baylor	13	497	2566	5.2	28	197.4
9. Kansas	12	492	2869	5.8	38	239.1
10. Texas Tech	12	590	3106	5.3	33	258.8

PASS OFFENSE	G	ATT	CMP	INT	PCT.	YDS	AVG	TD	YDS/G
1. Oklahoma State	13	596	429	13	72.0	5034	8.4	40	387.2
2. Baylor	13	424	307	6	72.4	4569	10.8	40	351.5
3. Oklahoma	13	583	365	16	62.6	4542	7.8	29	349.4
4. Texas Tech	12	600	409	10	68.2	4145	6.9	31	345.4
5. Texas A&M	13	537	331	15	61.6	3784	7.0	29	291.1
6. Missouri	13	383	243	11	63.4	3010	7.9	23	231.5
7. Iowa State	13	484	249	17	51.4	2760	5.7	17	212.3
8. Texas	13	358	207	15	57.8	2469	6.9	16	189.9
9. Kansas	12	301	191	12	63.5	2009	6.7	15	167.4
10. Kansas State	13	290	167	6	57.6	1970	6.8	13	151.5

PASS DEFENSE	G	ATT	CMP	INT	PCT.	YDS	AVG	TD	YDS/G
1. Texas	13	456	258	12	56.6	2728	6.0	13	209.8
2. Texas Tech	12	314	190	5	60.5	2721	8.7	24	226.8
3. Iowa State	13	425	241	11	56.7	3042	7.2	17	234.0
4. Oklahoma	13	474	257	15	54.2	3139	6.6	18	241.5
5. Missouri	13	487	306	13	62.8	3284	6.7	20	252.6
6. Kansas State	13	478	301	18	63.0	3424	7.2	26	263.4
7. Oklahoma State	13	541	322	24	59.5	3534	6.5	15	271.8
8. Texas A&M	13	511	319	7	62.4	3592	7.0	19	276.3
9. Kansas	12	374	260	8	69.5	3328	8.9	28	277.3
10. Baylor	13	495	315	16	63.6	3784	7.6	36	291.1

PASS EFFICIENCY	G	ATT	CMP	PCT	INT	YDS	TD	EFFIC
1. Baylor	13	424	307	72.4	6	4569	40	191.2
2. Oklahoma State	13	596	429	72.0	13	5034	40	160.7
3. Missouri	13	383	243	63.4	11	3010	23	143.5
4. Texas Tech	12	600	409	68.2	10	4145	31	139.9
5. Oklahoma	13	583	365	62.6	16	4542	29	139.0
6. Texas A&M	13	537	331	61.6	15	3784	29	133.1
7. Kansas	12	301	191	63.5	12	2009	15	128.0
8. Kansas State	13	290	167	57.6	6	1970	13	125.3
9. Texas	13	358	207	57.8	15	2469	16	122.1
10. Iowa State	13	484	249	51.4	17	2760	17	103.9

PASS EFFICIENCY DEF	G	ATT	CMP	INT	PCT.	YDS	TD	EFFIC
1. Texas	13	456	258	12	56.6	2728	13	111.0
2. Oklahoma State	13	541	322	24	59.5	3534	15	114.7
3. Oklahoma	13	474	257	15	54.2	3139	18	116.0
4. Iowa State	13	425	241	11	56.7	3042	17	124.9
5. Missouri	13	487	306	13	62.8	3284	20	127.7
6. Texas A&M	13	511	319	7	62.4	3592	19	131.0
7. Kansas State	13	478	301	18	63.0	3424	26	133.6
8. Baylor	13	495	315	16	63.6	3784	36	145.4
9. Texas Tech	12	314	190	5	60.5	2721	24	155.3
10. Kansas	12	374	260	8	69.5	3328	28	164.7

TOTAL OFFENSE	G	RUSH	PASS	PLAYS	YARDS	AVG/P	TD	YDS/G
1. Baylor	13	3063	4569	1000	7632	7.6	77	587.1
2. Oklahoma State	13	2062	5034	987	7096	7.2	76	545.8
3. Oklahoma	13	2118	4542	1052	6660	6.3	59	512.3
4. Texas A&M	13	2589	3784	1044	6373	6.1	58	490.2
5. Missouri	13	3172	3010	972	6182	6.4	53	475.5
6. Texas Tech	12	1502	4145	991	5647	5.7	51	470.6
7. Texas	13	2634	2469	947	5103	5.4	40	392.5
8. Iowa State	13	2265	2760	1022	5025	4.9	37	386.5
9. Kansas State	13	2411	1970	896	4381	4.9	47	337.0
10. Kansas	12	1913	2009	844	3922	4.6	35	326.8

TOTAL DEFENSE	G	RUSH	PASS	PLYS	YARDS	AVG	TD	YDS/G
1. Texas	13	1251	2728	865	3979	4.6	28	306.1
2. Oklahoma	13	1751	3139	950	4890	5.1	33	376.2
3. Texas A&M	13	1324	3592	1019	4916	4.8	44	378.2
4. Missouri	13	1656	3284	950	4940	5.2	37	380.0
5. Kansas State	13	1706	3424	907	5130	5.7	44	394.6
6. Iowa State	13	2515	3042	979	5557	5.7	40	427.5
7. Oklahoma State	13	2404	3534	1089	5938	5.5	39	456.8
8. Texas Tech	12	3106	2721	904	5827	6.4	57	485.6
9. Baylor	13	2566	3784	992	6350	6.4	64	488.5
10. Kansas	12	2869	3328	866	6197	7.2	66	516.4

KICKOFF RETURNS	G	RET	YDS	TD	AVG
1. Kansas State	13	50	1260	2	25.2
2. Texas	13	53	1276	2	24.1
3. Iowa State	13	65	1552	0	23.9
4. Oklahoma State	13	52	1157	2	22.2
5. Texas Tech	12	59	1299	0	22.0
6. Missouri	13	44	967	0	22.0
7. Texas A&M	13	42	909	0	21.6
8. Oklahoma	13	41	886	0	21.6
9. Baylor	13	63	1239	0	19.7
10. Kansas	12	73	1426	0	19.5

KICKOFF COVERAGE	G	NO.	YDS	AVG	RETN	TB	NETAVG
1. Oklahoma State	13	114	7810	68.5	1283	61	46.6
2. Texas A&M	13	96	6316	65.8	1238	32	46.2
3. Oklahoma	13	96	6115	63.7	1489	19	44.2
4. Iowa State	13	56	3585	64.0	917	10	44.1
5. Baylor	13	101	6456	63.9	1590	23	43.6
6. Texas Tech	12	74	4812	65.0	1338	13	43.4
7. Kansas State	13	76	4727	62.2	1202	14	42.7
8. Missouri	13	80	4807	60.1	1219	11	42.1
9. Texas	13	72	4631	64.3	1378	12	41.8
10. Kansas	12	52	3047	58.6	913	4	39.5

PUNTING	G	NO	YARDS	AVG/P	PR	AVG	TBG	NET/P
1. Oklahoma State	13	49	2229	45.5	167	3.4	8	38.8
2. Texas Tech	12	57	2376	41.7	109	1.9	5	38.0
3. Oklahoma	13	63	2649	42.0	139	2.2	6	37.9
4. Missouri	13	64	2826	44.2	97	1.5	18	37.0
5. Iowa State	13	69	2908	42.1	157	2.3	10	37.0
6. Kansas State	13	68	2772	40.8	191	2.8	6	36.2
7. Kansas	12	64	2738	42.8	329	5.1	5	36.1
8. Texas A&M	13	54	2236	41.4	207	3.8	7	35.0
9. Texas	13	65	2471	38.0	161	2.5	2	34.9
10. Baylor	13	32	1273	39.8	171	5.3	3	32.6

PUNT RETURNS	G	RET	YDS	TD	AVG
1. Texas	13	19	269	1	14.2
2. Texas A&M	13	32	435	1	13.6
3. Missouri	13	19	169	1	8.9
4. Oklahoma	13	27	234	0	8.7
5. Kansas State	13	19	160	0	8.4
6. Baylor	13	17	136	0	8.0
7. Kansas	12	12	95	0	7.9
8. Iowa State	13	16	121	0	7.6
9. Texas Tech	12	15	91	0	6.1
10. Oklahoma State	13	23	79	0	3.4

FIRST DOWNS	G	RUSH	PASS	PEN	TOTAL
1. Baylor	13	175	176	26	377
2. Texas A&M	13	134	189	22	345
3. Oklahoma State	13	99	222	16	337
4. Oklahoma	13	117	206	14	337
5. Missouri	13	175	126	15	316
6. Texas Tech	12	103	192	19	314
7. Iowa State	13	124	127	22	273
8. Texas	13	146	101	15	262
9. Kansas State	13	138	90	27	255
10. Kansas	12	114	93	21	228

OPP. 1ST DOWNS	G	RUSH	PASS	PEN	TOTAL
1. Texas	13	71	132	27	230
2. Oklahoma	13	98	131	21	250
3. Kansas State	13	99	151	14	264
4. Missouri	13	101	151	17	269
5. Texas A&M	13	106	153	28	287
6. Texas Tech	12	159	113	24	296
7. Iowa State	13	145	134	17	296
8. Kansas	12	153	139	14	306
9. Baylor	13	127	162	29	318
10. Oklahoma State	13	133	180	16	329

TURNOVER MARGIN	G	----GAINED----			-----LOST-----			MAR	PER/G
		FUM	INT	TOT	FUM	INT	TOT		
1. Oklahoma State	13	20	24	44	10	13	23	+21	1.62
2. Kansas State	13	9	18	27	9	6	15	+12	0.92
3. Baylor	13	13	16	29	18	6	24	+5	0.38
4. Missouri	13	9	13	22	8	11	19	+3	0.23
5. Texas Tech	12	14	5	19	8	10	18	+1	0.08
6. Texas	13	14	12	26	11	15	26	+0	0.00
7. Oklahoma	13	12	15	27	13	16	29	-2	-0.15
8. Kansas	12	10	8	18	11	12	23	-5	-0.42
9. Texas A&M	13	8	7	15	9	15	24	-9	-0.69
10. Iowa State	13	13	11	24	18	17	35	-11	-0.85

SACKS BY	G	SACKS	YARDS
1. Texas A&M	13	51	343
2. Oklahoma	13	40	288
3. Texas	13	30	192
4. Oklahoma State	13	30	195
5. Missouri	13	27	163
6. Kansas State	13	22	139
7. Baylor	13	19	130
8. Iowa State	13	17	98
9. Texas Tech	12	16	94
10. Kansas	12	10	72

SACKS AGAINST	G	SACKS	YARDS
1. Texas A&M	13	9	44
2. Oklahoma	13	11	80
3. Oklahoma State	13	12	102
4. Missouri	13	18	117
5. Texas Tech	12	19	128
6. Iowa State	13	27	149
7. Texas	13	28	242
8. Baylor	13	29	175
9. Kansas	12	31	200
10. Kansas State	13	43	246

PENALTIES	G	NO	YDS	AVG/G
1. Kansas State	13	61	465	35.8
2. Oklahoma	13	64	592	45.5
3. Missouri	13	70	593	45.6
4. Kansas	12	69	551	45.9
5. Oklahoma State	13	72	656	50.5
6. Iowa State	13	88	680	52.3
7. Texas	13	84	722	55.5
8. Baylor	13	92	839	64.5
9. Texas Tech	12	92	778	64.8
10. Texas A&M	13	91	855	65.8

OPP PENALTIES	G	NO	YDS	AVG/G
1. Kansas State	13	85	837	64.4
2. Texas Tech	12	85	728	60.7
3. Baylor	13	92	783	60.2
4. Texas A&M	13	97	746	57.4
5. Texas	13	69	642	49.4
6. Kansas	12	62	543	45.2
7. Missouri	13	77	583	44.8
8. Iowa State	13	71	579	44.5
9. Oklahoma	13	81	569	43.8
10. Oklahoma State	13	72	546	42.0

TIME OF POSSESSION	G	TOTAL TIME	AVG/G
1. Kansas State	13	441:01	33:55
2. Texas	13	437:29	33:39
3. Kansas	12	375:18	31:16
4. Missouri	13	389:42	29:58
5. Oklahoma	13	389:41	29:58
6. Iowa State	13	378:53	29:08
7. Texas A&M	13	369:59	28:27
8. Texas Tech	12	340:46	28:23
9. Baylor	13	359:32	27:39
10. Oklahoma State	13	341:50	26:17

RED ZONE OFFENSE	G	REDZONE	PERCENT	TDS	R/P	FG-AT
1. Texas A&M	13	59-62	95.2	42	24/18	17-17
2. Missouri	13	51-57	89.5	37	26/11	14-16
3. Oklahoma State	13	73-82	89.0	53	28/25	20-22
4. Texas Tech	12	48-54	88.9	40	17/23	8-9
5. Kansas State	13	53-60	88.3	41	31/10	12-16
6. Oklahoma	13	58-66	87.9	39	23/16	19-21
7. Kansas	12	30-37	81.1	24	15/9	6-8
8. Baylor	13	49-63	77.8	41	28/13	8-10
9. Texas	13	38-53	71.7	27	21/6	11-14
10. Iowa State	13	33-48	68.8	28	16/12	5-8

RED ZONE DEFENSE	G	REDZONE	PERCENT	TDS	R/P	FG-AT
1. Oklahoma State	13	35-48	72.9	24	16/8	11-14
2. Oklahoma	13	28-38	73.7	20	11/9	8-9
3. Missouri	13	35-46	76.1	25	14/11	10-12
4. Iowa State	13	46-56	82.1	27	20/7	19-23
5. Baylor	13	56-67	83.6	47	23/24	9-12
6. Kansas State	13	38-45	84.4	28	13/15	10-12
7. Texas	13	38-44	86.4	22	11/11	16-17
8. Texas Tech	12	51-59	86.4	43	30/13	8-11
9. Kansas	12	54-62	87.1	41	29/12	13-15
10. Texas A&M	13	43-49	87.8	33	24/9	10-11

3RD-DN CONV	G	CONV	ATT	PCT
1. Oklahoma State	13	90	184	48.9
2. Texas Tech	12	92	191	48.2
3. Texas A&M	13	88	191	46.1
4. Baylor	13	73	161	45.3
5. Texas	13	90	206	43.7
6. Kansas State	13	82	194	42.3
7. Oklahoma	13	80	193	41.5
8. Iowa State	13	89	221	40.3
9. Missouri	13	73	183	39.9
10. Kansas	12	73	188	38.8

OPP 3RD-DN CONV	G	CONV	ATT	PCT
1. Oklahoma	13	60	197	30.5
2. Texas	13	62	184	33.7
3. Iowa State	13	70	192	36.5
4. Kansas State	13	74	186	39.8
5. Texas A&M	13	91	225	40.4
6. Missouri	13	86	209	41.1
7. Oklahoma State	13	89	213	41.8
8. Texas Tech	12	81	172	47.1
9. Baylor	13	102	205	49.8
10. Kansas	12	79	154	51.3

RUSHING		TEAM	CL	G	ATT	YDS	AVG	TD	LONG	YDS/G
1.	Ganaway, Terrance	BU	SR	13	250	1547	6.2	21	89	119.0
2.	Josey, Henry	MU	SO	10	145	1168	8.1	9	68	116.8
3.	Gray, Cyrus	TAMU	SR	11	198	1045	5.3	12	63	95.0
4.	Randle, Joseph	OSU	SO	13	208	1216	5.8	24	62	93.5
5.	Klein, Collin	KSU	JR	13	317	1141	3.6	27	63	87.8
6.	Franklin, James	MU	SO	13	217	981	4.5	15	31	75.5

PASSING		TEAM	CL	G	ATT	CMP	INT	PCT.	YDS	TD	AVG/G
1.	Weeden, Brandon	OSU	SR	13	565	409	13	72.4	4727	37	363.6
2.	Jones, Landry	OU	JR	13	562	355	15	63.2	4463	29	343.3
3.	Doege, Seth	TTU	JR	12	581	398	10	68.5	4004	28	333.7
4.	Griffin III, Robert	BU	JR	13	402	291	6	72.4	4293	37	330.2
5.	Tannehill, Ryan	TAMU	SR	13	531	327	15	61.6	3744	29	288.0
6.	Franklin, James	MU	SO	13	376	238	11	63.3	2865	21	220.4

TOTAL OFFENSE		TEAM	CL	G	RUSH	PASS	PLAYS	TOTAL	YDS/G
1.	Griffin III, Robert	BU	JR	13	699	4293	581	4992	384.0
2.	Weeden, Brandon	OSU	SR	13	-102	4727	582	4625	355.8
3.	Jones, Landry	OU	JR	13	-24	4463	594	4439	341.5
4.	Doege, Seth	TTU	JR	12	46	4004	635	4050	337.5
5.	Tannehill, Ryan	TAMU	SR	13	306	3744	589	4050	311.5
6.	Franklin, James	MU	SO	13	981	2865	593	3846	295.8

RECEPTIONS/GAME		TEAM	CL	G	REC	YDS	TD	LONG	AVG/C	REC/G
1.	Blackmon, Justin	OSU	JR	13	122	1522	18	67	12.5	9.38
2.	Wright, Kendall	BU	SR	13	108	1663	14	87	15.4	8.31
3.	Ward, Eric	TTU	SO	12	84	800	11	48	9.5	7.00
4.	Swope, Ryan	TAMU	JR	13	89	1207	11	79	13.6	6.85
5.	Cooper, Josh	OSU	SR	12	71	715	3	37	10.1	5.92
6.	Stills, Kenny	OU	SO	11	61	849	8	58	13.9	5.55

RECEIVING YDS/GAME		TEAM	CL	G	REC	YDS	TD	LONG	AVG/C	YDS/G
1.	Wright, Kendall	BU	SR	13	108	1663	14	87	15.4	127.9
2.	Blackmon, Justin	OSU	JR	13	122	1522	18	67	12.5	117.1
3.	Swope, Ryan	TAMU	JR	13	89	1207	11	79	13.6	92.8
4.	Stills, Kenny	OU	SO	11	61	849	8	58	13.9	77.2
5.	Williams, Terrance	BU	JR	13	59	957	11	77	16.2	73.6
6.	Reynolds, Jaz	OU	SO	10	41	715	5	62	17.4	71.5

ALL PURPOSE		TEAM	CL	G	RUSH	RCV	PR	KR	YDS	AVG/G
1.	Josey, Henry	MU	SO	10	1168	91	0	149	1408	140.8
2.	Wright, Kendall	BU	SR	13	72	1663	37	0	1772	136.3
3.	Beshears, D.J.	KU	JR	12	64	437	72	1014	1587	132.2
4.	Gray, Cyrus	TAMU	SR	11	1045	239	0	116	1400	127.3
5.	Ganaway, Terrance	BU	SR	13	1547	52	0	0	1599	123.0
6.	Blackmon, Justin	OSU	JR	13	7	1522	2	0	1531	117.8

INTERCEPTIONS		TEAM	CL	G	INT	YDS	TD		
1.	Malone, Nigel	KSU	JR	13	7	92	1	24	0.54
2.	Gilbert, Justin	OSU	SO	13	5	57	0	27	0.38
	Brown, Brodrick	OSU	JR	13	5	24	0	21	0.38
4.	Morton, K.J.	BU	SO	12	4	54	0	28	0.33

PASS EFFICIENCY		TEAM	CL	G	ATT	CMP	INT	PCT	YDS	TD	EFF.
2.	Griffin III, Robert	BU	JR	13	402	291	6	72.4	4293	37	189.5
2.	Weeden, Brandon	OSU	SR	13	565	409	13	72.4	4727	37	159.7
3.	Jones, Landry	OU	JR	13	562	355	15	63.2	4463	29	141.6
4.	Franklin, James	MU	SO	13	376	238	11	63.3	2865	21	139.9
5.	Doege, Seth	TTU	JR	12	581	398	10	68.5	4004	28	138.9
6.	Tannehill, Ryan	TAMU	SR	13	531	327	15	61.6	3744	29	133.2

PUNT RETURNS		TEAM	CL	G	RET	YDS	TD	LONG	AVG
1.	Harris, Dustin	TAMU	JR	13	18	335	1	72	18.6
2.	Zouzalik, Aust.	TTU	JR	9	11	76	0	25	6.9
3.	Lenz, Josh	ISU	SO	12	12	68	0	21	5.7
4.	Cooper, Josh	OSU	SR	12	19	74	0	15	3.9

KICK RETURNS		TEAM	CL	G	RET	YDS	TD	LONG	AVG
1.	Gilbert, Justin	OSU	SO	13	26	703	2	100	27.0
2.	McRoy, Ben	TTU	SO	10	36	899	0	52	25.0
3.	Franks, Trey	OU	SO	11	22	525	0	52	23.9
4.	Moe, T.J.	MU	JR	13	26	607	0	49	23.3
5.	Lenz, Josh	ISU	SO	12	24	525	0	51	21.9
6.	Beshears, D.J.	KU	JR	12	49	1014	0	56	20.7

PUNTING		TEAM	CL	G	PUNT	YDS	LONG	AVG
1.	Sharp, Quinn	OSU	JR	13	47	2175	60	46.3
2.	Barrow, Trey	MU	JR	13	62	2779	74	44.8
3.	Doherty, Ron	KU	SO	12	64	2738	62	42.8
4.	Van Der Kamp, Kirby	ISU	SO	13	68	2901	67	42.7
5.	Way, Tress	OU	JR	13	63	2649	67	42.0
6.	Erxleben, Ryan	TTU	SO	12	57	2376	59	41.7

SCORING		TEAM	CL	G	TD	XPT	FG	2XP	PTS	PTS/G
1.	Klein, Collin	KSU	JR	13	27	0	0	0	162	12.5
2.	Randle, Joseph	OSU	SO	13	26	0	0	0	156	12.0
3.	Sharp, Quinn	OSU	JR	13	0	79	22	0	145	11.2
4.	Bullock, Randy	TAMU	SR	13	0	55	29	0	142	10.9
5.	Ganaway, Terrance	BU	SR	13	22	0	0	0	132	10.2
6.	Hunnicut, Mike	OU	FR	12	0	55	21	0	118	9.8

SCORING (TDS)		TEAM	CL	G	TD	RUSH	PASS	RET	PAT	PTS	PTS/G
1.	Klein, Collin	KSU	JR	13	27	27	0	0	0	162	12.5
2.	Randle, Joseph	OSU	SO	13	26	24	2	0	0	156	12.0
3.	Ganaway, Terrance	BU	SR	13	22	21	1	0	0	132	10.2
4.	Blackmon, Justin	OSU	JR	13	18	0	18	0	1	110	8.5
5.	Gray, Cyrus	TAMU	SR	11	15	12	3	0	0	90	8.2
6.	Franklin, James	MU	SO	13	15	15	0	0	0	90	6.9

SCORING (KICK)		TEAM	CL	G	PATS	FGS	PTS	PTS/G
1.	Sharp, Quinn	OSU	JR	13	79-80	22-25	145	11.2
2.	Bullock, Randy	TAMU	SR	13	55-57	29-33	142	10.9
3.	Hunnicut, Mike	OU	FR	12	55-56	21-24	118	9.8
4.	Jones, Aaron	BU	SO	13	75-78	10-17	105	8.1
5.	Carona, Donnie	TTU	SR	12	50-50	14-18	92	7.7
6.	Cantele, Anthony	KSU	JR	13	48-49	17-23	99	7.6

FIELD GOALS		TEAM	CL	G	FG	FGA	PCT.	FG/G
1.	Bullock, Randy	TAMU	SR	13	29	33	87.9	2.23
2.	Hunnicut, Mike	OU	FR	12	21	24	87.5	1.75
3.	Sharp, Quinn	OSU	JR	13	22	25	88.0	1.69
4.	Tucker, Justin	UT	SR	13	17	21	81.0	1.31
	Cantele, Anthony	KSU	JR	13	17	23	73.9	1.31
6.	Carona, Donnie	TTU	SR	12	14	18	77.8	1.17

PAT KICKING		TEAM	CL	G	MADE	ATT	PCT.
1.	Carona, Donnie	TTU	SR	12	50	50	100.0
	Tucker, Justin	UT	SR	13	44	44	100.0
3.	Sharp, Quinn	OSU	JR	13	79	80	98.8
4.	Hunnicut, Mike	OU	FR	12	55	56	98.2
5.	Cantele, Anthony	KSU	JR	13	48	49	98.0
6.	Mueller, Alex	KU	FR	12	34	35	97.1

TACKLES		TEAM	CL	G	POS	SOLO	AST	TOTAL	AVG/G	SACK
1.	Johnson, Steven	KU	SR	12	LB	64	56	120	10.0	0.0
2.	Klein, A.J.	ISU	SO	13	LB	66	50	116	8.9	2.0
3.	Knott, Jake	ISU	SO	13	LB	74	41	115	8.8	0.0
4.	Coffey, Elliot	BU	SR	13	LB	55	59	114	8.8	0.5
5.	Holl, Sam	BU	SO	13	S	83	30	113	8.7	0.0
6.	Acho, Emmanuel	UT	SR	13	LB	55	55	110	8.5	3.0
7.	Davis, Cody	TTU	JR	11	DB	72	21	93	8.5	0.0
8.	Hicks, Mike	BU	JR	13	S	71	34	105	8.1	0.0
9.	Brown, Arthur	KSU	JR	13	LB	57	44	101	7.8	2.0
10.	Stewart, Jonathan	TAMU	JR	13	LB	55	43	98	7.5	3.0
	Wilson, Andrew	MU	SO	13	LB	47	51	98	7.5	0.5

SACKS	TEAM	CL	G	POS	SOLO	AST	YDS	TOTAL	AVG/G
1.	Porter, Sean	TAMU	JR	LB	9	1	74	9.5	0.73
2.	Moore, Damontre	TAMU	SO	LB	8	1	50	8.5	0.71
3.	Alexander, Fran	OU	SR	DE	8	1	49	8.5	0.65
4.	Jeffcoat, Jackson	UT	SO	DE	7	2	55	8.0	0.62
	Blatnick, Jamie	OSU	SR	DE	8	0	51	8.0	0.62
6.	Williams, Meshak	KSU	JR	DE	7	0	59	7.0	0.54
	Okafor, Alex	UT	JR	DE	7	0	36	7.0	0.54
8.	Lewis, Ronnell	OU	JR	DE	5	1	58	5.5	0.55
9.	Nelson, Corey	OU	SO	LB	5	1	34	5.5	0.42
10.	Jerod-Eddie, Tony	TAMU	SR	DL	5	0	35	5.0	0.38

TACKLES FOR LOSS	TEAM	CL	G	POS	SOLO	AST	YDS	TOTAL	AVG/G
1.	Alexander, Fran	OU	SR	DE	17	4	81	19.0	1.46
2.	Moore, Damontre	TAMU	SO	LB	14	7	70	17.5	1.46
3.	Jeffcoat, Jackson	UT	SO	DE	13	8	84	17.0	1.31
	Porter, Sean	TAMU	JR	LB	14	6	93	17.0	1.31
5.	Acho, Emmanuel	UT	SR	LB	11	7	38	14.5	1.12
6.	Blatnick, Jamie	OSU	SR	DE	13	1	60	13.5	1.04
7.	Lewis, Ronnell	OU	JR	DE	11	4	83	13.0	1.30
8.	Okafor, Alex	UT	JR	DE	11	3	49	12.5	0.96
9.	Lambert, Luke	MU	SR	LB	8	7	29	11.5	0.88
10.	Nicholas, Nigel	OSU	JR	DT	8	5	31	10.5	0.81

FUMBLES FORCED	TEAM	CL	G	NUM	AVG/G	
1.	Smith, Jacquies	MU	SR	11	4	0.36
2.	Bush, Dartwan	TTU	SO	12	4	0.33
	Moore, Damontre	TAMU	SO	12	4	0.33
4.	Knott, Jake	ISU	SO	13	4	0.31
5.	Johnson, D.J.	TTU	JR	12	3	0.25
6.	Alexander, Fran	OU	SR	13	3	0.23
	Lowe, Daytawion	OSU	SO	13	3	0.23
	Williams, Joe	BU	SO	13	3	0.23
	Jones, Richetti	OSU	SR	13	3	0.23

FUMBLES RECOVERED	TEAM	CL	G	NUM	AVG/G	
1.	Davis, Anthony	KU	SR	12	3	0.25
2.	Johnson, Leonard	ISU	JR	13	3	0.23
	Lambert, Luke	MU	SR	13	3	0.23
	Jones, Richetti	OSU	SR	13	3	0.23
	Dixon, Ahmad	BU	SO	13	3	0.23
6.	Fleming, Jamell	OU	SR	11	2	0.18

PASSES DEFENDED	TEAM	CL	G	BRUP	INT	TOTAL	AVG/G	
1.	Brown, Brodrick	OSU	JR	13	15	5	20	1.54
2.	Gaines, E.J.	MU	SO	13	16	2	18	1.38
3.	Byndum, Carrington	UT	SO	13	15	2	17	1.31
	Malone, Nigel	KSU	JR	13	10	7	17	1.31
	Diggs, Quandre	UT	FR	13	13	4	17	1.31
6.	Gilbert, Justin	OSU	SO	13	10	5	15	1.15
7.	Fleming, Jamell	OU	SR	11	10	2	12	1.09
8.	Frederick, Terrence	TAMU	SR	13	13	1	14	1.08
9.	Williams, Joe	BU	SO	13	12	1	13	1.00
10.	Hurst, Demontre	OU	JR	13	11	1	12	0.92

ALL-BIG 12 TEAMS

COACHES' TEAMS

FIRST TEAM OFFENSE

POS	PLAYER, SCHOOL	CL
QB	Robert Griffin III, Baylor	Jr.
RB	Terrance Ganaway, Baylor	Sr.
RB	Henry Josey, Missouri	So.
FB	Trey Millard, Oklahoma	So.
WR	Kendall Wright, Baylor	Sr.
WR	Ryan Broyles, Oklahoma	Sr.
WR	Justin Blackmon, Oklahoma State	Jr.
TE	Michael Egnew, Missouri	Sr.
OL	CLYDE AUFNER, KANSAS STATE	Sr.
OL	Philip Blake, Baylor	Sr.
OL	Kelechi Osemele, Iowa State	Sr.
OL	Gabe Ikard, Oklahoma	So.
OL	Levy Adcock, Oklahoma State	Sr.
OL	Grant Garner, Oklahoma State	Sr.
PK	Quinn Sharp, Oklahoma State	Jr.
KR/PR	Fozzy Whittaker, Texas	Sr.

FIRST TEAM DEFENSE

POS	PLAYER, SCHOOL	CL
DL	RAY KIBBLE, KANSAS STATE	Sr.
DL	Frank Alexander, Oklahoma	Sr.
DL	Ronnell Lewis, Oklahoma	Jr.
DL	Jamie Blatnick, Oklahoma State	Sr.
DL	Alex Okafor, Texas	Jr.
LB	ARTHUR BROWN, KANSAS STATE	Jr.
LB	A.J. Klein, Iowa State	Jr.
LB	Emmanuel Acho, Texas	Sr.
DB	NIGEL MALONE, KANSAS STATE	Jr.
DB	Jamell Fleming, Oklahoma	Sr.
DB	Brodrick Brown, Oklahoma State	Jr.
DB	Markelle Martin, Oklahoma State	Sr.
DB	Kenny Vaccaro, Texas	Jr.
P	Quinn Sharp, Oklahoma State	Jr.

COACH OF THE YEAR: BILL SNYDER, KANSAS STATE

OFFENSIVE PLAYER OF THE YEAR: Robert Griffin III, Baylor

DEFENSIVE PLAYERS OF THE YEAR: A.J. Klein, Iowa State and Frank Alexander, Oklahoma

ASSOCIATED PRESS TEAMS

FIRST TEAM OFFENSE

POS	PLAYER, SCHOOL	CL
QB	Robert Griffin III, Baylor	Jr.
RB	Joseph Randall, Oklahoma State	So.
RB	Henry Josey, Missouri	So.
WR	Justin Blackmon, Oklahoma State	Jr.
WR	Kendall Wright, Baylor	Sr.
TE	Michael Egnew, Missouri	Sr.
OL	Grant Garner, Oklahoma State	Sr.
OL	Levy Adcock, Oklahoma State	Sr.
OL	Gabe Ikard, Oklahoma	So.
OL	Kelechi Osemele, Iowa State	So.
OL	Luke Joeckel, Texas A&M	So.
AP	COLLIN KLEIN, KANSAS STATE	Jr.
PK	Randy Bullock, Texas A&M	Sr.

FIRST TEAM DEFENSE

POS	PLAYER, SCHOOL	CL
DL	Frank Alexander, Oklahoma	Sr.
DL	Jamie Blatnick, Oklahoma State	Sr.
DL	Dominique Hamilton, Missouri	Sr.
DL	Alex Okafor, Texas	Jr.
LB	Emmanuel Acho, Texas	Sr.
LB	ARTHUR BROWN, KANSAS STATE*	Jr.
LB	Sean Porter, Texas A&M	Jr.
LB	Jake Knott, Iowa State	Jr.
DB	Jamell Fleming, Oklahoma	Sr.
DB	Brodrick Brown, Oklahoma State	Jr.
DB	Carrington Byndum, Texas	So.
DB	E.J. Gaines, Missouri	So.
P	Quinn Sharp, Oklahoma State	Jr.

COACH OF THE YEAR: BILL SNYDER, KANSAS STATE

OFFENSIVE PLAYER OF THE YEAR: Robert Griffin III, Baylor

DEFENSIVE PLAYER OF THE YEAR: Frank Alexander, Oklahoma

SECOND TEAM OFFENSE

POS	PLAYER, SCHOOL	CL
QB	Brandon Weeden, Oklahoma State	Sr.
RB	Joseph Randle, Oklahoma State	So.
RB	Cyrus Gray, Texas A&M	Sr.
FB	Kye Staley, Oklahoma State	Jr.
WR	Kenny Stills, Oklahoma	So.
WR	Josh Cooper, Oklahoma State	Sr.
WR	Ryan Swope, Texas A&M	Jr.
TE	James Hanna, Oklahoma	Sr.
OL	ZACH HANSON, KANSAS STATE	Sr.
OL	Robert T. Griffin, Baylor	Sr.
OL	Hayworth Hicks, Iowa State	Sr.
OL	Jeremiah Hatch, Kansas	So.
OL	Luke Joeckel, Texas A&M	Sr.
OL	LaAdrian Waddle, Texas Tech	Jr.
PK	Randy Bullock, Texas A&M	Sr.
KR/PR	TYLER LOCKETT, KANSAS STATE	Fr.

SECOND TEAM DEFENSE

POS	PLAYER, SCHOOL	CL
DL	Nicolas Jean-Baptiste, Baylor	Sr.
DL	Jacquies Smith, Missouri	Sr.
DL	Jackson Jeffcoat, Texas	So.
DL	Kheeston Randall, Texas	Sr.
DL	Tony Jerod-Eddie, Texas A&M	Sr.
LB	Jake Knott, Iowa State	Jr.
LB	Travis Lewis, Oklahoma	Sr.
LB	Keenan Robinson, Texas	Sr.
DB	Leonard Johnson, Iowa State	Sr.
DB	TYSYN HARTMAN, KANSAS STATE	Sr.
DB	E.J. Gaines, Missouri	So.
DB	Demontre Hurst, Oklahoma	Jr.
DB	Quandre Diggs, Texas	Fr.
P	Trey Barrow, Missouri	Jr.

SECOND TEAM OFFENSE

POS	PLAYER, SCHOOL	CL
QB	Brandon Weeden, Oklahoma State	Sr.
RB	Cyrus Gray, Texas A&M	Jr.
RB	Terrance Ganaway, Baylor	Sr.
WR	Ryan Broyles, Oklahoma	Sr.
WR	Ryan Swope, Texas A&M	Jr.
TE	James Hanna/Adam James, OU/TT	Sr.
OL	Philip Blake, Baylor	Sr.
OL	David Snow, Texas	Sr.
OL	CLYDE AUFNER, KANSAS STATE	Sr.
OL	LaAdrian Waddle, Texas Tech	Jr.
OL	Austin Wuebbles, Missouri	Sr.
AP	TYLER LOCKETT, KANSAS STATE	Fr.
PK	Justin Tucker, Texas	Sr.

SECOND TEAM DEFENSE

POS	PLAYER, SCHOOL	CL
DL	Ronnell Lewis, Oklahoma	Jr.
DL	Kheeston Randall, Texas	Sr.
DL	Jackson Jeffcoat, Texas	So.
DL	Jacquies Smith, Missouri	Sr.
LB	A.J. Klein, Iowa State	Jr.
LB	Steven Johnson, Kansas	Sr.
LB	Luke Lambert, Missouri	Sr.
LB	Travis Lewis, Oklahoma	Sr.
DB	NIGEL MALONE, KANSAS STATE	Jr.
DB	Justin Gilbert, Oklahoma State	So.
DB	Leonard Johnson, Iowa State	Sr.
DB	Markelle Martin, Oklahoma State	Sr.
P	Trey Barrow, Missouri	Jr.

TEAM RECORDS

Most Attempts

Game	78, vs. Missouri, 11/16/57
Season	688 (2003 - 15 games)
	641 (1973 - 11 games)

Fewest Attempts

Game	13, vs. Colorado, 10/2/51
Season	298 (1947 - 10 games)

Most Yards

Game	439, vs. Drake, 11/6/54
Season	3,433 (2002 - 13 games)
	2,835 (2001 - 11 games)

Fewest Yards

Game	-93, vs. Kentucky, 9/19/70
Season	563 (1967 - 10 games)

Most Touchdowns

Game	7, vs. North Texas, 9/23/2000
	7, vs. Ball State, 9/16/2000
	7, at Kansas, 11/2/2002
Season	53 (2002 - 13 games)

Fewest Touchdowns

Season	4 (1962 - 10 games)
--------	---------------------

Most Yards Per Carry

Season	5.27 (2002 - 609/3,209)
	4.85 (1953 - 469/2,274)

Most Yards Per Game

Season	264.1 (2002 - 13 games)
	257.7 (2001 - 11 games)

Fewest Yards Per Game

Season	56.3 (1967 - 10 games)
--------	------------------------

Team Single-Game Highs

Rk.	Game	Yds
1.	vs. Drake, 11/6/54	439
2.	vs. Drake, 9/19/53	438
3.	vs. Bowling Green, 9/27/97	429
	vs. Baker, 9/16/50	429
5.	vs. Nebraska, 11/16/2002	415
6.	vs. Missouri, 11/16/57	410
7.	vs. Colorado, 10/17/53	376
8.	at North Texas, 11/27/2010	373
	vs. Kansas, 10/28/95	373
10.	vs. South Dakota, 9/12/81	368

Team Single-Season Highs

Attempts		
1.	2003	688
2.	2002	655
3.	1973	641
4.	2011	606
	2001	606
6.	2000	595
7.	1974	581
8.	1982	579
9.	1957	577
10.	1998	571

Yards

1.	2002	3,433
2.	2003	3,429
3.	2001	2,835
4.	1998	2,699
5.	2010	2,593
6.	2000	2,575
7.	1973	2,443
8.	1997	2,422
9.	2011	2,411
10.	1953	2,274



Yards Per Game

1.	2002	264.1
2.	2001	257.7
3.	2003	228.5
4.	1953	227.4
5.	1954	226.8
6.	1957	226.2
7.	1998	224.9
8.	1973	222.1
9.	1997	220.2
10.	1949	201.0

Touchdowns

1.	2002	53
2.	2000	42
	1998	42
4.	2010	40
	2003	40
6.	2011	34
	2001	34
8.	1999	31
9.	1997	29
	1969	29

INDIVIDUAL RECORDS

Most Attempts

Game	43, Darren Sproles, vs. Missouri, 11/22/2003
Season	317, Collin Klein (2011)
Career	815, Darren Sproles (2001-04)

Most Yards

Game	292, Darren Sproles vs. Louisiana-Lafayette, 9/18/2004
Season	1,986, Darren Sproles (2003)
Career	4,979, Darren Sproles (2001-04)

Most Yards by Quarterback

Game	228, Eli Roberson vs. Nebraska, 11/16/2002
Season	1,141, Collin Klein (2011)
Career	2,818, Eli Roberson (2000-03)

Most Yards by Senior

Game	292, Darren Sproles vs. Louisiana-Lafayette, 9/18/2004
Season	1,585, Daniel Thomas (2010)

Most Yards by Junior

Game	273, Darren Sproles vs. Missouri, 11/22/2003
Season	1,986, Darren Sproles (2003)

Most Yards by Sophomore

Game	200, L.J. Brown vs. Air Force, 9/29/79
Season	1,465, Darren Sproles (2002)

Most Yards by Freshman

Game	169, Parrish Fisher vs. North Texas, 9/24/2005
Season	609, Leon Patton (2006)

Most Yards by True Freshman

Game	151, Leon Patton vs. Oklahoma State, 10/7/2006
Season	609, Leon Patton (2006)

Most Touchdowns

Game	5, Collin Klein vs. Texas A&M, 11/12/2011
	5, Jonathan Beasley vs. North Texas, 9/23/2000
Season	27, Collin Klein (2011)
Career	48, Darren Sproles (2001-04)

Highest Average Per Carry

Game (min. 10 attempts)	15.70, Corky Taylor vs. Wyoming
	9/25/54 (12 for 188 yards)
Season (min. 100 attempts)	6.5, Darren Sproles (2003)
	(306 for 1,986 yards)
Career (min. 200 attempts)	6.1, Darren Sproles (2001-04)
	(815 for 4,979 yards)

Highest Average Per Game

Season	132.4, Darren Sproles, 2003
Career	114.0, Daniel Thomas (2009-10)

Most 100-Yard Games

Season	10, Darren Sproles (2002)
Career	24, Darren Sproles (2001-04)
	12, Daniel Thomas (2009-10)
	10, Eric Hickson (1994-95, 1997-98)
	10, J.J. Smith (1991-94)

Most 100-Yard Games by a Quarterback

Season	5, Collin Klein (2011)
Career	8, Eli Roberson (2000-03)

Most Consecutive 100-Yard Games

Season	9, Darren Sproles (2002)
Career	10, Darren Sproles
	(Last nine of 2002, first of 2003)

Season 100-Yard Rushing Games

Rk	Player, Year	No.
1.	Darren Sproles, 2002	10
2.	Darren Sproles, 2003	9
3.	Daniel Thomas, 2010	7
	Josh Scobey, 2001	7
5.	J.J. Smith, 1994	6
	Isaac Jackson, 1973	6
7.	Collin Klein, 2011	5
	Darren Sproles, 2004	5



Daniel Thomas

Eric Hickson, 1998	5
Cornelius Davis, 1966	5
James Johnson, 2007	5
Daniel Thomas, 2009	5

Career 100-Yard Rushing Games

Rk	Player, Years	No.
1.	Darren Sproles, 2001-04	24
2.	Daniel Thomas, 2009-10	12
3.	Eric Hickson, 1994-95, 1997-98	10
	J.J. Smith, 1991-94	10
5.	Josh Scobey, 2000-01	9
6.	El Roberson, 2000-03	8
	Isaac Jackson, 1971-73	8
8.	Collin Klein, 2010-11	7
	Mike Lawrence, 1994-97	7
	Eric Gallon, 1989-92	7
	James Johnson, 2006-07	7

Fastest To 1,000 Yards in a Season

Rk	Player, Year	No.	Gms
1.	Darren Sproles, 2002	159	10
	James Johnson, 2007	159	11
3.	Darren Sproles, 2003	182	10
4.	Daniel Thomas, 2009	192	10
	Isaac Jackson, 1973	192	10
6.	Darren Sproles, 2004	195	9
7.	El Roberson, 2002	196	12
8.	Daniel Thomas, 2010	197	9
9.	Josh Scobey, 2001	199	10
10.	Cornelius Davis, 1966	203	10

CAREER 1,000-YARD RUSHERS

Rk	Player, Years	Att	Yds
1.	Darren Sproles, 2001-04	815	4,979
2.	Daniel Thomas, 2009-10	545	2,850
3.	El Roberson, 2000-03	604	2,818
4.	Eric Hickson, 1994-95, 97-98	507	2,537
5.	Mike Lawrence, 1994-97	492	2,265
6.	J.J. Smith, 1991-94	491	2,210
7.	Isaac Jackson, 1971-73	492	2,182
8.	Josh Scobey, 2000-01	409	1,981
9.	Eric Gallon, 1989-92	447	1,960
10.	Cornelius Davis, 1966-68	506	1,873
11.	Tony Jordan, 1984-87	427	1,593
12.	L.J. Brown, 1978-80	375	1,580
13.	Collin Klein, 2009-11	394	1,565
14.	James Johnson, 2006-07	272	1,509
15.	Roosevelt Duncan, 1976-79	364	1,434

16.	Bill Butler, 1969-71	350	1,400
17.	Michael Bishop, 1997-98	324	1,314
18.	Don Calhoun, 1971-73	290	1,300
19.	Mack Green, 1977-78	305	1,268
20.	Corky Taylor, 1951-54	191	1,212
21.	Marlon Charles, 1995-98	225	1,133
22.	Ralph Pfeifer, 1955-57	243	1,016
23.	Todd Moody, 1983-86	259	1,014
24.	Pat Jackson, 1989-90	270	1,001

ANNUAL RUSHING LEADERS

Year	Player	Att	Yds	Avg.
1950	Ted Maupin	96	321	3.3
1951	Ted Maupin	56	300	5.6
1952	Veryl Switzer	54	201	3.7
1953	Veryl Switzer	95	558	5.9
1954	Corky Taylor	72	529	7.3
1955	Doug Roether	74	272	3.7
1956	Keith Wilson	103	341	3.3
1957	Ralph Pfeifer	115	468	4.1
1958	Max Falk	74	295	4.0
1959	Dale Evans	70	245	3.5
1960	Jack Richardson	38	219	5.8
1961	Joel Searles	73	252	3.5
1962	Willis Crenshaw	88	331	3.8
1963	Ron Barlow	58	293	5.1
1964	Jerry Condit	122	450	3.7
1965	Henry Howard	84	279	3.3
1966	Cornelius Davis	210	1,028	4.9
1967	Cornelius Davis	210	628	3.0
1968	Larry Brown	111	402	3.6
1969	Mack Herron	127	506	3.9
1970	Bill Butler	127	497	3.9
1971	Bill Butler	204	838	4.1
1972	Don Calhoun	131	608	4.6
1973	Isaac Jackson	225	1,137	5.1
1974	Roscoe Scobey	80	401	5.0
1975	Verdell Jones	78	373	4.8
1976	Tony Brown	123	368	3.0
1977	Mack Green	192	707	3.7
1978	Mack Green	113	561	5.0
1979	L.J. Brown	148	668	4.5
1980	L.J. Brown	165	575	3.5
1981	Masi Tolua	114	531	4.7
1982	Iosefatu Faramo	99	404	4.1
1983	Greg Dageforde	153	677	4.4
1984	Stan Weber	98	406	4.1
1985	Ray Wilson	112	367	3.3
1986	Tony Jordan	202	738	3.7
1987	Tony Jordan	169	692	4.1

1988	Lee Pickett	144	736	5.1
1989	Pat Jackson	93	328	3.5
1990	Pat Jackson	177	721	3.8
1991	Eric Gallon	224	1,161	4.9
1992	Eric Gallon	178	705	4.0
1993	J.J. Smith	190	758	3.9
1994	J.J. Smith	232	1,073	4.6
1995	Eric Hickson	158	816	5.2
1996	Mike Lawrence	209	982	4.7
1997	Eric Hickson	169	750	4.4
1998	Eric Hickson	169	902	5.3
1999	Joe Hall	121	613	5.1
2000	Josh Scobey	169	718	4.2
2001	Josh Scobey	240	1,263	5.3
2002	Darren Sproles	237	1,465	6.2
2003	Darren Sproles	306	1,986	6.5
2004	Darren Sproles	244	1,318	5.4
2005	Thomas Clayton	137	637	4.6
2006	Leon Patton	108	609	5.6
2007	James Johnson	174	1,106	6.4
2008	Lamark Brown	118	412	3.5
2009	Daniel Thomas	247	1,265	5.1
2010	Daniel Thomas	298	1,585	5.3
2011	Collin Klein	317	1,141	3.6

ATTEMPTS

Game

Rk	Player, Game	Att	Yds
1.	Darren Sproles vs. Missouri, 11/22/2003	43	273
2.	Darren Sproles vs. W. Kentucky, 9/4/2004	42	221
3.	Bill Butler vs. BYU, 9/25/71	41	142
4.	Darren Sproles vs. La.-Lafayette, 9/18/2004	38	292
	Mike Lawrence vs. Iowa State, 11/23/96	38	252
6.	Mack Green vs. Miss. State, 10/1/77	37	181
7.	Daniel Thomas at North Texas, 11/27/2010	36	269
8.	L.J. Brown vs. Colorado, 11/22/80	36	148
	Isaac Jackson vs. Kansas, 10/14/72	36	110
10.	Collin Klein vs. Texas A&M, 11/12/2011	35	103
	Eric Gallon vs. Missouri, 11/16/91	35	184
	Tony Jordan vs. Iowa State, 11/15/86	35	218

Game By Quarterback

Collin Klein vs. Texas A&M, 11/12/2011	35	103
Allen Webb vs. Nebraska, 10/23/2004	34	147
Allan Evridge vs. Nebraska, 11/12/2005	30	138

Season

Rk	Player, Year	Att	Yds
1.	Collin Klein, 2011	317	1,141
2.	Darren Sproles, 2003	306	1,986
3.	Daniel Thomas, 2010	298	1,585
4.	Daniel Thomas, 2009	247	1,265
5.	Darren Sproles, 2004	244	1,318
6.	Josh Scobey, 2001	240	1,263
7.	Darren Sproles, 2002	237	1,465
8.	J.J. Smith, 1994	232	1,073
9.	El Roberson, 2003	227	975
10.	Isaac Jackson, 1973	225	1,137

Season By Quarterback

Collin Klein, 2011	317	1,141
El Roberson, 2003	227	975

Career

Rk	Player, Years	Att	Yds
1.	Darren Sproles, 2001-04	815	4,979
2.	El Roberson, 2000-03	604	2,818
3.	Daniel Thomas, 2009-10	545	2,850
4.	Eric Hickson, 1994-95, 1997-98	507	2,537
5.	Cornelius Davis, 1966-68	506	1,873
6.	Isaac Jackson, 1971-73	492	2,182
7.	Mike Lawrence, 1994-97	491	2,265
	J.J. Smith, 1991-94	491	2,210
9.	Eric Gallon, 1989-92	447	1,960
10.	Tony Jordan, 1984-87	427	1,593

Career By Quarterback

El Roberson, 2000-2003	604	2,818
------------------------	-------	-----	-------

YARDAGE

Game

Rk	Player, Game	Yds
1.	Darren Sproles vs. La.-Lafayette, 9/18/2004	292
2.	Darren Sproles vs. Missouri, 11/22/2003	273
3.	Daniel Thomas at North Texas, 11/27/2010	269
4.	Mike Lawrence vs. Iowa State, 11/23/96	252
5.	Darren Sproles vs. Oklahoma, 12/6/2003	235
6.	Daniel Thomas vs. UCLA, 9/4/2010	234
7.	El Roberson vs. Nebraska, 11/16/2002	228
8.	J.J. Smith vs. UNLV, 11/26/94	227
9.	Darren Sproles vs. W. Kentucky, 9/4/2004	221
10.	Tony Jordan vs. Iowa State, 11/15/86	218

Game By Quarterback

El Roberson vs. Nebraska, 11/16/2002	228
--------------------------------------	-----

Season

Rk	Player, Year	Att	Yds
1.	Darren Sproles, 2003	306	1,986
2.	Daniel Thomas, 2010	298	1,585
3.	Darren Sproles, 2002	237	1,465
4.	Darren Sproles, 2004	244	1,318
5.	Daniel Thomas, 2009	247	1,265
6.	Josh Scobey, 2001	240	1,263
7.	Collin Klein, 2011	317	1,141
8.	Isaac Jackson, 1973	225	1,137
9.	James Johnson, 2007	174	1,106
10.	Eric Gallon, 1991	224	1,102

Season By Quarterback

Collin Klein, 2011	317	1,141
El Roberson, 2002	202	1,032

Season By Class

Senior

Rk	Player, Year	Yds
1.	Daniel Thomas, 2010	1,585
2.	Darren Sproles, 2004	1,318
3.	Josh Scobey, 2001	1,263
4.	Isaac Jackson, 1973	1,137
5.	James Johnson, 2007	1,106

Junior

Rk	Player, Year	Yds
1.	Darren Sproles, 2003	1,986
2.	Daniel Thomas, 2009	1,265
3.	Collin Klein, 2011	1,141
4.	Eric Gallon, 1991	1,102
5.	El Roberson, 2002	1,032

Sophomore

Rk	Player, Year	Yds
1.	Darren Sproles, 2002	1,465
2.	Cornelius Davis, 1966	1,028
3.	John Hubert, 2011	970
4.	Eric Hickson, 1995	816
5.	El Roberson, 2001	643

Freshman

Rk	Player, Year	Yds
1.	Leon Patton, 2006	609
2.	Roosevelt Duncan, 1976	304
3.	Parrish Fisher, 2005	289
4.	Darren Sproles, 2001	210
5.	Allan Evridge, 2005	203

Career

Rk	Player, Years	Att	Yds
1.	Darren Sproles, 2001-04	815	4,979
2.	Daniel Thomas, 2009-10	545	2,850
3.	El Roberson, 2000-03	604	2,818
4.	Eric Hickson, 1994-95, 1997-98	507	2,537
5.	Mike Lawrence, 1994-97	491	2,265
6.	J.J. Smith, 1991-94	491	2,210
7.	Isaac Jackson, 1971-73	492	2,182
8.	Josh Scobey, 2000-01	409	1,981
9.	Eric Gallon, 1989-92	447	1,960
10.	Cornelius Davis, 1966-68	506	1,873

Career By Quarterback

El Roberson, 2000-03	604	2,818
----------------------	-----	-------

TOUCHDOWNS

Game

Rk	Player, Game	Tds
1.	Collin Klein, vs. Texas A&M, 11/12/2011	5
	Jonathan Beasley, vs. North Texas, 9/23/2000	5
3.	Collin Klein, vs. Kansas, 10/22/2011	4
	Daniel Thomas vs. Texas A&M, 10/17/2009	4
	Allen Webb, vs. Nebraska, 10/23/2004	4
	Josh Scobey, vs. New Mexico State, 9/22/2001	4
	Josh Scobey, vs. Iowa State, 11/4/2000	4
	Pat Jackson, vs. New Mexico State, 9/15/90	4
9.	Many times	3
	Last: Collin Klein vs. Oklahoma State, 11/5/2011	

Season

Rk	Player, Year	Tds
1.	Collin Klein, 2011	27*
2.	Mack Herron, 1969	20
3.	Daniel Thomas, 2010	19
4.	Darren Sproles, 2002	17
	Jonathan Beasley, 2000	17
6.	Darren Sproles, 2003	16
	El Roberson, 2002	16
	Josh Scobey, 2000	16
9.	El Roberson, 2003	15
	Josh Scobey, 2001	15

* Tied the Big 12 and NCAA FBS Quarterback Records

Career

Rk	Player, Years	Tds
1.	Darren Sproles, 2001-04	45
2.	El Roberson, 2000-03	40
3.	Collin Klein, 2010-11	33
4.	Josh Scobey, 2000-01	31
5.	Daniel Thomas, 2009-10	30
6.	Jonathan Beasley, 1996-97, 99-2000	26
	Eric Hickson, 1994-95, 97-98	26
8.	Michael Bishop, 1997-98	23
	Mack Herron, 1968-69	23
10.	J.J. Smith, 1991-94	22

Career By Quarterback

El Roberson, 2000-03	40
----------------------	----

200-YARD RUSHING GAMES [13]

Yards	Name	Opponent	Date
292	Darren Sproles	La.-Lafayette	9/18/2004
273	Darren Sproles	Missouri	11/22/2003
269	Daniel Thomas	North Texas	11/27/2010
252	Mike Lawrence	Iowa State	11/23/96
235	Darren Sproles	Oklahoma	12/6/2003
234	Daniel Thomas	UCLA	9/4/2010
228	El Roberson	Nebraska	11/16/2002
227	J.J. Smith	UNLV	11/26/94
221	Darren Sproles	W. Kentucky	9/4/2004
218	Tony Jordan	Iowa State	11/15/86
204	Josh Scobey	Kansas	10/27/2001
201	Darren Sproles	Iowa State	11/8/2003
200	L.J. Brown	Air Force	9/29/79

150-YARD RUSHING GAMES [44]

Yards	Name	Opponent	Date
198	Josh Scobey	Missouri	11/24/2001
196	Michael Bishop	Missouri	10/11/97
195	Marlon Charles	Indiana State	9/7/96
195	Joe Hall	Utah State	10/16/99
188	Corky Taylor	Wyoming	9/25/54
185	Daniel Thomas	Kansas	11/7/2009
184	Eric Gallon	Indiana State	9/7/91
184	Eric Hickson	Missouri	11/16/91
181	Daniel Thomas	Iowa State	9/18/2010
181	Mack Green	Mississippi State	10/1/77
178	El Roberson	Colorado	10/5/2002
177	Thomas Clayton	Florida Int'l	9/3/2005

177	Corky Taylor	Colorado	10/17/53
176	Eric Gallon	Oklahoma State	11/23/91
175	Darren Sproles	California	8/23/2003
175	Greg Dageforde	Wyoming	9/24/83
172	James Johnson	Missouri	11/17/2007
172	Josh Scobey	Iowa State	11/3/2001
172	Cornelius Davis	Cincinnati	10/22/66
169	Parrish Fisher	North Texas	9/24/2005
168	Mike Lawrence	Missouri	10/12/96
167	Darren Sproles	Iowa State	11/20/2004
167	Veryl Switzer	Kansas	11/7/53
166	John Hubert	Miami	9/24/2011
165	Josh Scobey	USC	9/8/2001
164	Eric Gallon	Iowa State	11/5/92
163	Eric Hickson	Bowling Green	9/27/97
162	Gerald Hackney	Iowa State	10/15/49
161	Cornelius Davis	Army	9/17/66
160	Darren Sproles	Missouri	11/6/2004
159	James Johnson	Colorado	10/13/2007
159	Darren Sproles	Nebraska	11/16/2002
159	Mike Lawrence	Kansas	11/9/96
157	Isaac Jackson	Tulsa	9/22/73
157	Isaac Jackson	Iowa State	10/20/73
156	Pat Jackson	New Mexico State	9/15/90
156	Frank Murphy	UTEP	9/18/99
155	Darren Sproles	Baylor	11/1/2003
155	Roscoe Scobey	Wichita State	9/21/74
152	Thomas Clayton	Marshall	9/10/2005
152	Darren Sproles	Massachusetts	9/13/2003
152	Doug Roether	Drake	11/5/54
151	Leon Patton	Oklahoma State	10/7/2006
150	Dougal Russell	Oklahoma	11/18/33

100-YARD RUSHING GAMES [143]

Yards	Name	Opponent	Date
149	Josh Scobey	Iowa State	11/4/2000
149	Frank Murphy	Temple	9/11/99
148	L.J. Brown	Colorado	11/22/80
147	Allen Webb	Nebraska	10/23/2004
147	Josh Scobey	Tennessee	1/1/2001
147	Isaac Jackson	Oklahoma	10/27/73
147	Tony Jordan	Kansas	11/7/87
145	Daniel Thomas	Colorado	10/24/2009
145	El Roberson	California	8/23/2003
144	Collin Klein	Oklahoma State	11/5/2011
144	Eric Hickson	Iowa State	11/11/95
144	Mack Green	Oklahoma State	10/15/77
142	Bill Butler	Brigham Young	9/25/71
142	John Kendrick	Northern Iowa	9/14/85
141	Collin Klein	Missouri	11/13/2010
141	Todd Moody	Colorado	11/17/84
140	Darren Sproles	Nebraska	11/15/2003
140	Michael Bishop	Nebraska	11/14/98
139	Collin Klein	Kent State	9/17/2011
139	Daniel Thomas	Tennessee Tech	9/26/2009
138	Allan Evridge	Nebraska	11/12/2005
138	L.J. Brown	Colorado	11/1/78
138	J.J. Smith	Missouri	11/12/94
137	Daniel Thomas	Missouri State	9/11/2010
137	Lamarck Brown	Louisiana	9/27/2008
137	J.J. Smith	Minnesota	9/24/94
137	J.J. Smith	Iowa State	11/5/94
137	Eric Hickson	Colorado	10/10/98
136	Daniel Thomas	Louisiana	9/12/2009
136	Darren Sproles	Texas	10/19/2002
135	Darren Sproles	Nebraska	10/23/2004
135	Darren Sproles	W. Kentucky	8/31/2002
135	J.J. Smith	Kansas	10/9/93
134	Eric Gallon	Temple	9/26/92
133	Mike Zeleznak	Nebraska	11/1/41
132	Don Calhoun	Brigham Young	9/16/72
132	Gene Keady	Wyoming	10/27/56
131	El Roberson	Iowa State	11/3/2001
131	Isaac Jackson	Memphis	10/6/73
130	Darren Sproles	Oklahoma State	10/12/2002
130	Bill Butler	Oklahoma State	11/7/70
130	Lee Pickett	Oklahoma State	10/29/88
129	James Johnson	Nebraska	11/10/2007
128	Darren Sproles	Texas	10/4/2003
128	Bill Butler	Memphis	11/20/71
128	Eric Gallon	Iowa State	11/9/91
128	Henry Hawthorne	Colorado	10/3/70
127	Collin Klein	Texas	11/6/2010

127	James Johnson	Missouri	10/21/2006
127	J.J. Smith	UNLV	9/25/93
126	John Hubert	Missouri	10/8/2011
126	Darrell Ray Dickey	South Dakota	9/12/81
126	Roosevelt Duncan	Oklahoma State	10/7/78
125	Cornelius Davis	New Mexico	9/24/66
124	Darren Sproles	Baylor	10/26/2002
124	Eric Hickson	Texas	9/19/98
123	Mack Green	Air Force	9/30/78
123	Mack Herron	Baylor	9/20/69
121	Darren Sproles	Colorado	10/5/2002
121	Chris Claybon	Louisiana Tech	9/2/2000
121	Eric Hickson	Kansas	10/28/95
121	Isaac Jackson	Kansas	10/13/73
120	John Hubert	Iowa State	12/3/2011
120	Mike Montgomery	Arizona State	9/26/70
119	Thomas Clayton	Louisville	9/23/2006
119	Eli Roberson	Nebraska	11/10/2001
119	Eli Roberson	USC	9/8/2001
118	Darren Sproles	Arizona State	12/27/2002
118	Mike Lawrence	Kansas	10/28/95
117	Mike Zeleznak	Iowa State	11/15/41
117	Bill Gallagher	South Dakota State	9/17/60
117	Eric Hickson	Iowa State	10/24/98
116	Darren Sproles	Missouri	11/23/2002
115	Logan Dold	Texas A&M	10/11/2008
115	James Johnson	Iowa State	10/28/2006
115	Eli Roberson	Oklahoma	9/29/2001
115	Eric Hickson	Akron	9/23/95
115	L.J. Brown	South Dakota	9/20/80
115	Tony Jordan	Texas Christian	9/20/86
115	Ralph Graham	Oklahoma	11/18/33
114	James Johnson	Missouri State	9/15/2007
114	J.J. Smith	Rice	9/17/94
113	Collin Klein	Baylor	10/1/2011
113	Daniel Thomas	Baylor	10/23/2010
113	Leon Patton	Baylor	10/27/2007
113	Josh Scobey	Louisiana Tech	11/17/2001
113	Gene Keady	Marquette	11/10/56
113	Stan Weber	Nebraska	10/29/83
113	J.J. Smith	Oklahoma	10/29/94
112	Leon Patton	Missouri	10/21/2006
112	Josh Scobey	New Mexico State	9/22/2001
112	Lee Pickett	Tulane	9/17/88
112	Joe Hall	Oklahoma State	10/23/99
111	James Johnson	San Jose State	9/8/2007
111	Josh Scobey	Texas Tech	10/13/2001
111	Todd Moody	Colorado	11/23/85
111	Rod Schiller	Oklahoma	10/30/93
110	Collin Klein	Texas Tech	10/15/2011
110	Darren Sproles	Kansas	11/2/2002
110	Isaac Jackson	Kansas	10/14/72
109	Mack Green	Kansas	11/5/77
109	Mark Hundley	Iowa State	10/31/81
109	Mark Hundley	South Dakota	9/18/82
109	J.J. Smith	Missouri	11/14/92
109	Eric Hickson	Indiana State	9/5/98
109	Joe Hall	Baylor	10/30/99
108	Cornelius Davis	Iowa State	11/12/66
108	Isaac Jackson	Nebraska	11/17/73
108	Eric Hickson	Baylor	11/7/98
107	Eric Hickson	Temple	9/2/95
106	Daniel Thomas	Texas	11/6/2010
106	Marlon Charles	Cincinnati	9/14/96
106	Eric Gallon	Northern Illinois	9/21/91
106	Tony Jordan	Colorado	11/21/87
106	Ralph Pfeifer	Missouri	11/16/57
105	Roscoe Scobey	Wake Forest	9/27/75
105	Stan Weber	Tennessee Tech	9/15/84
105	Mike Lawrence	Texas A&M	10/18/97
105	Dennis Kane	Oklahoma State	11/12/49
104	Daniel Thomas	Massachusetts	9/5/2009
104	Don Calhoun	Tampa	9/30/72
104	Michael Bishop	Missouri	11/21/98
103	Collin Klein	Texas A&M	11/12/2011
103	Allen Webb	Colorado	11/13/2004
103	Darren Sproles	Iowa State	11/9/2002
103	Bill Butler	Tulsa	9/18/71
102	Leon Patton	Kansas	11/18/2006
102	Thomas Clayton	Missouri	11/19/2005
102	Pat Jackson	Northern Illinois	9/22/90
102	Willis Crenshaw	Arizona	11/10/62
102	Cornelius Davis	Oklahoma	11/5/66
102	Isaac Jackson	Tampa	9/29/73
102	J.J. Smith	Nebraska	10/16/93
102	Rod Schiller	New Mexico State	9/4/93
102	Mike Lawrence	Iowa State	11/22/97

101	Daniel Thomas	Oklahoma State	10/30/2010
101	Darren Sproles	McNeese State	9/6/2003
101	Michael Bishop	Texas A&M	12/5/98
100	Mike Lawrence	Northern Illinois	9/30/95
100	Greg Dageforde	Colorado	11/19/83
100	Roosevelt Duncan	Air Force	9/29/79
100	Steve Grogan	Memphis	10/6/73
100	Tony Jordan	Missouri	10/10/87

DOUBLE 100-YARD GAMES [12]

387	Eli Roberson (228) / Darren Sproles (159) vs. Nebraska, 11/16/2002
320	Darren Sproles (175) / Eli Roberson (145) vs. California, 8/23/2003
303	Josh Scobey (172) / Eli Roberson (131) vs. Iowa State, 11/3/2001
300	L.J. Brown (200) / Roosevelt Duncan (100) vs. Air Force, 9/29/79
299	Eli Roberson (178) / Darren Sproles (121) vs. Colorado, 10/5/2002
284	Josh Scobey (165) / Eli Roberson (119) vs. USC, 9/8/2001
282	Allen Webb (147) / Darren Sproles (135) vs. Nebraska, 10/23/2004
265	Dougal Russell (150) / Ralph Graham (115) vs. Oklahoma, 11/18/33
239	James Johnson (127) / Leon Patton (112) vs. Missouri, 10/21/2006
239	Eric Hickson (121) / Mike Lawrence (118) vs. Kansas, 10/28/95
233	Collin Klein (127)/Daniel Thomas (106) vs. Texas, 11/6/2010
231	Isaac Jackson (131) / Steve Grogan (100) vs. Memphis, 10/6/73

CONSECUTIVE 100-YARD GAMES

10 – Darren Sproles

at Colorado, 10/5/2002	121
vs. Oklahoma State, 10/12/2002	130
vs. Texas, 10/19/2002	136
at Baylor, 10/26/2002	124
at Kansas, 11/2/2002	110
vs. Iowa State, 11/9/2002	103
vs. Nebraska, 11/16/2002	159
at Missouri, 11/23/2002	116
vs. Arizona State, 12/27/2002	118
vs. California, 8/23/2003	145

6 – Isaac Jackson

vs. Tulsa, 9/22/73	157
vs. Tampa, 9/29/73	102
vs. Memphis, 10/6/73	131

vs. Kansas, 10/13/73	121
vs. Iowa State, 10/20/73	157
vs. Oklahoma, 10/27/73	147
5 – Darren Sproles		
vs. Baylor, 11/1/2003	155
at Iowa State, 11/8/2003	201
at Nebraska, 11/15/2003	140
vs. Missouri, 11/22/2003	273
vs. Oklahoma, 12/6/2003	235
3 – Daniel Thomas		
vs. UCLA, 9/4/2010	234
vs. Missouri State, 9/11/2010	137
vs. Iowa State, 9/18/2010	181
3 – Daniel Thomas		
at Baylor, 10/23/2010	113
vs. Oklahoma State, 10/30/2010	101
vs. Texas, 11/6/2010	106
3 – Joe Hall		
vs. Utah State, 10/16/99	195
vs. Oklahoma State, 10/23/99	112
vs. Baylor, 10/30/99	109
3 – Michael Bishop		
vs. Nebraska, 11/14/98	140
vs. Missouri, 11/21/98	104
vs. Texas A&M, 12/5/98	101
3 – J.J. Smith		
vs. Oklahoma, 10/29/94	113
vs. Iowa State, 11/5/94	137
vs. Missouri, 11/12/94	138
3 – J.J. Smith		
vs. UNLV, 9/25/93	127
vs. Kansas, 10/9/93	135
vs. Nebraska, 10/16/93	102
3 – Eric Gallon		
vs. Iowa State, 11/9/91	128
vs. Missouri, 11/16/91	184
vs. Oklahoma State, 11/23/91	176



Josh Scobey

TEAM RECORDS

Most Attempts

Game63, vs. Colorado, 11/22/69
Season510 (2007 - 12 games)

Fewest Attempts

Game4, vs. Texas, 11/6/2010 (since 1968)
Season56 (1953 - 10 games)

Most Completions

Game36, at Oklahoma State, 10/20/2007
Season322 (2007 - 12 games)

Fewest Completions

Game.....2, seven times (since 1968)
Last time: vs. Texas, 11/6/2010
Season26 (1953 - 10 games)

Most Interceptions

Game.....7, vs. Nebraska, 11/14/70
Season34 (1970 - 11 games)

Fewest Interceptions

Game0, many times
Last time: vs. Iowa State, 12/3/2011
Season3 (1953 - 10 games)
.....5 (1998 - 12 games)
.....6 (2002 - 13 games)
.....6 (2011 - 13 games)

Most Yards

Game.....489, vs. Nebraska, 10/16/93
Season3,425 (2007 - 12 games)

Fewest Yards

Game-3, vs. Oklahoma State, 11/19/55
Season378 (1955 - 10 games)

Most Touchdowns

Game4, 16 times
Last time: vs. Texas, 11/11/2006
Season27 (1995 - 11 games)

Fewest Touchdowns

Season1 (1964 - 10 games)
.....1 (1957 - 10 games)

Most Yards Per Attempt

Season9.60 (1998 - 316/3,042)

Most Yards Per Completion

Season23.5 (1953 - 26/610)
.....19.0 (1997 - 88/1,674)

Most Yards Per Game

Season285.4 (2007 - 12 games)

Fewest Yards Per Game

Season37.8 (1955 - 10 games)

Completion Percentage

Season64.5 (2010 - 13 games)
.....(293 a/189 c/8 int.)

Pass Efficiency Rating

Season158.4 (1998 - 12 games)
.....(316 a/179 c/5 int./3,042 yds/23 TDs)

Team Single-Game Highs - Yards

Rk.	Game	Yds
1.	vs. Nebraska, 10/16/93	489
2.	vs. Oklahoma, 10/25/2008	486
3.	vs. Louisiana-Monroe, 9/26/98	441
4.	vs. Colorado, 11/22/69	439
5.	at Oklahoma State, 10/20/2007	404
6.	vs. Kansas, 10/6/94	397
7.	vs. Missouri, 11/1/69	394
8.	vs. Oklahoma, 10/24/70	384
9.	vs. Oklahoma, 10/25/69	380
10.	vs. Auburn, 11/16/78	378

Team Single-Season Highs

Attempts	Yards
1. 2007	510
2. 1988	443
3. 2008	425
4. 2006	415
5. 1970	410
6. 1989	403
7. 1969	379
8. 2003	371
9. 1972	368
10. 1993	356

Yards	Yards
1. 2007	3,425
2. 2003	3,186
3. 2008	3,091
4. 1998	3,042
5. 2000	2,755
6. 1993	2,698
7. 1994	2,614
8. 2006	2,601
9. 1988	2,578
10. 1995	2,526

Yards Per Game	Yards
1. 2007	285.4
2. 2008	257.6
3. 1998	253.5
4. 1969	250.1
5. 1993	245.3
6. 1994	237.6
7. 1988	234.4
8. 1995	229.6
9. 1990	225.8
10. 1991	225.0

Touchdowns	Touchdowns
1. 1995	27
2. 2003	25
3. 1998	23
4. 2008	22
5. 2007	21
1996	21
7. 2000	19
8. 1994	18
9. 2010	16
1993	16

INDIVIDUAL RECORDS

Most Attempts

Game61, Lynn Dickey vs. Colorado, 11/22/69
Season499, Josh Freeman (2007)
Career1,151, Josh Freeman (2006-08)

Most Completions

Game36, Josh Freeman at Oklahoma State, 10/20/2007
Season316, Josh Freeman (2007)
Career680, Josh Freeman (2006-08)

Most Yards

Game489, Chad May vs. Nebraska, 10/16/93
Season3,353, Josh Freeman (2007)
Career8,078, Josh Freeman (2006-08)



Chad May



Josh Freeman

Most Yards by Senior

Game441, Michael Bishop vs. La.-Monroe, 9/26/98
 Season2,844, Michael Bishop (1998)

Most Yards by Junior

Game489, Chad May vs. Nebraska, 10/16/93
 Season2,945, Josh Freeman (2008)

Most Yards by Sophomore

Game404, Josh Freeman at Oklahoma State, 10/20/2007
 Season3,353, Josh Freeman (2007)

Most Yards by Freshman

Game362, Paul Watson vs. Louisiana Tech, 10/1/88
 Season1,780, Josh Freeman (2006)

Most Touchdowns

Game4, 12 times
 Last time: Eli Roberson vs. Oklahoma, 12/6/2003
 Season24, Eli Roberson (2003)
 Career44, Josh Freeman (2006-08)

Most Yards Per Game

Season279.4, Josh Freeman (2007)
 Career238.8, Chad May (1993-94)

Most Yards Per Attempt

Game (min. 25 attempts) ..12.44, Jonathan Beasley vs. Oklahoma State, 10/23/99
 (13-for-25, 311 yards)
 Season (min. 250 attempts)9.64, Michael Bishop (1998)
 (164-for-295, 2,844 yards)
 Career (min. 400 attempts)9.16, Michael Bishop (1997-98)
 (244-for-480, 4,401 yards)
 Career (min. 500 attempts)8.53, Jonathan Beasley (1996-97, 99-2000)
 (259-for-544, 4,642 yards)

Most Yards Per Completion

Game (min. 13 comp.) ..23.9, Jonathan Beasley vs. Oklahoma State, 10/23/99
 (13-for-25, 311 yards)
 (min. 18 comp.)20.1, Paul Watson vs. Louisiana Tech, 10/1/88
 (18-for-42, 362 yards)
 (min. 22 comp.)19.2, Michael Bishop vs. Louisiana-Monroe, 9/26/98
 (23-for-40, 441 yards)
 Season (min. 80 comp.)20.1, Jonathan Beasley (1999)
 (90-for-203, 1,805 yards)
 Career (min. 200 comp.)18.0, Michael Bishop (1997-98)
 (244-for-480, 4,401 yards)
 Career (min. 250 comp.)17.9, Jonathan Beasley (1996-97, 99-2000)
 (259-for-544, 4,642 yards)

Highest Completion Percentage

Game (min. 15 attempts)93.8, Carson Coffman at Kansas, 10/14/2010
 (15-for-16, 184 yards)
 Game (min. 25 attempts)84.6, Josh Freeman vs. Colorado, 11/4/2006
 (22-for-26, 251 yards)
 Season (min. 100 attempts)65.0, Carson Coffman (2010)
 (171-for-263, 2,060 yards)
 Career (min. 200 attempts)63.4, Carson Coffman (2007-10)
 (270-for-426, 3,224 yards)
 Career (min. 300 attempts)63.4, Carson Coffman (2007-10)
 (270-for-426, 3,224 yards)
 Career (min. 400 attempts)63.4, Carson Coffman (2007-10)
 (270-for-426, 3,224 yards)

Pass Efficiency Rating

Game (min. 10 attempts)300.9, Allen Webb vs. North Texas, 9/24/2005
 (8-for-12, 172 yards, 2 TDs, 0 Ints)
 Season (min. 100 attempts)159.6, Michael Bishop (1998)
 (164-for-295, 2,844 yards, 23 TDs, 4 Ints)
 Career (min. 200 attempts)152.6, Matt Miller (1994-95)
 (158-for-252, 2,096 yards, 22 TDs, 11 Ints)

Lowest Interception Percentage

Season (min. 100 attempts)1.36, Michael Bishop (1998)
 (164-for-295, 4 Ints)
 Career (min. 200 attempts)2.00, Collin Klein (2009-11)
 (173-for-300, 6 Ints)

Consecutive Passes Without an Interception

Game51, Josh Freeman at Okla. St., 10/20/2007 (36-for-51, 404 yards)
 Season148, Chad May (1994)
 Career158, Chad May (1993-94)

Consecutive Games with a Touchdown Pass

Season11, Josh Freeman (2007), Chad May (1993)
 Career16, Josh Freeman (2006-08); Chad May (1993-94)

Most 300-Yard Games

Season4, Josh Freeman (2007)
 Career6, Josh Freeman (2006-08)

ATTEMPTS

Game

Rk	Player, Game	Att	Cmp
1.	Lynn Dickey vs. Colorado, 11/22/69	61	28
2.	Dennis Morrison vs. Iowa State, 10/21/72	59	26
3.	Josh Freeman at Auburn, 9/1/2007	57	32
4.	Carl Straw vs. Oklahoma State, 10/29/88	52	26
5.	Josh Freeman vs. Oklahoma, 10/25/2008	51	29
	Josh Freeman at Oklahoma State, 10/20/2007	51	36
	Eli Roberson vs. Ohio State, 1/2/2004	51	20
	Chad May vs. Nebraska, 10/16/93	51	30
	Carl Straw vs. Iowa, 9/10/88	51	26
10.	Lynn Dickey vs. Kansas, 10/10/70	50	27

Season

Rk	Player, Year	Att	Cmp	Int
1.	Josh Freeman, 2007	499	316	11
2.	Josh Freeman, 2008	382	224	8
3.	Lynn Dickey, 1969	372	196	19
4.	Lynn Dickey, 1970	364	180	26
5.	Carl Straw, 1988	358	191	17
6.	Chad May, 1993	350	185	10
7.	Chad May, 1994	337	200	6
8.	Dennis Morrison, 1971	333	157	14
9.	Jonathan Beasley, 2000	313	156	10
10.	Paul Watson, 1991	304	172	10

Career

Rk	Player, Years	Att	Cmp	Int
1.	Josh Freeman, 2006-08	1,151	680	34
2.	Lynn Dickey, 1968-70	994	501	64
3.	Carl Straw, 1987-90	833	448	31
4.	Chad May, 1993-94	687	385	16
5.	Darrell Dickey, 1979-82	640	319	43
6.	Dennis Morrison, 1970-72	637	294	38
7.	Eli Roberson, 2000-03	628	307	26
8.	Paul Watson, 1988-91	560	301	24
9.	Jonathan Beasley, 1996-97, 99-2000	544	259	18
10.	Michael Bishop, 1997-98	480	244	12

COMPLETIONS

Game

Rk	Player, Game	Att	Cmp
1.	Josh Freeman at Oklahoma State, 10/20/2007	51	36
2.	Chad May vs. Kansas, 10/6/94	44	33
3.	Josh Freeman at Auburn, 9/1/2007	57	32
4.	Josh Freeman vs. Kansas, 10/6/2007	48	31
5.	Chad May vs. Nebraska, 10/16/93	51	30
6.	Josh Freeman vs. Oklahoma, 10/25/2008	51	29
	Dylan Meier vs. Texas A&M, 10/2/2004	45	29
	Dennis Morrison vs. Okla., 10/28/72	48	29
9.	Lynn Dickey vs. Okla., 10/25/69	42	28
	Lynn Dickey vs. Colorado, 11/22/69	61	28

Season

Rk	Player, Year	Att	Cmp	Int
1.	Josh Freeman, 2007.....	499	316	11
2.	Josh Freeman, 2008.....	382	224	8
3.	Chad May, 1994.....	337	200	6
4.	Lynn Dickey, 1969.....	372	196	19
5.	Carl Straw, 1988.....	358	191	17
6.	Chad May, 1993.....	350	185	10
7.	Lynn Dickey, 1970.....	364	180	26
8.	Paul Watson, 1991.....	304	172	10
9.	Brian Kavanagh, 1996.....	284	167	6
10.	Michael Bishop, 1998.....	295	164	4

Career

Rk	Player, Years	Att	Cmp	Int
1.	Josh Freeman, 2006-08.....	1,151	680	34
2.	Lynn Dickey, 1968-70.....	994	501	64
3.	Carl Straw, 1987-90.....	833	448	31
4.	Chad May, 1993-94.....	687	385	16
5.	Darrell Dickey, 1979-82.....	640	319	43
6.	El Roberson, 2000-03.....	628	307	26
7.	Paul Watson, 1988-91.....	560	301	24
8.	Dennis Morrison, 1970-72.....	637	294	38
9.	Jonathan Beasley, 1996-97, 99-2000.....	544	259	18
10.	Michael Bishop, 1997-98.....	480	244	12

PASSING EFFICIENCY

Season (Min. 100 attempts)

Rk	Player, Year	Rating (A/C/I)
1.	Michael Bishop, 1998.....	159.6 (295/164/4)
2.	Matt Miller, 1995.....	157.3 (240/154/11)
3.	Allen Webb, 2005.....	145.8 (105/62/5)
4.	El Roberson, 2003.....	143.2 (294/152/12)
5.	Carson Coffman, 2010.....	143.1 (263/171/7)
6.	Chad May, 1994.....	137.5 (337/200/6)
7.	Josh Freeman, 2008.....	136.5 (382/224/8)
	El Roberson, 2002.....	136.5 (175/91/4)
9.	Jonathan Beasley, 1999.....	134.9 (203/90/7)
10.	Brian Kavanagh, 1996.....	133.8 (284/167/6)

Career (Min. 200 attempts)

Rk	Player, Years	Rating (A/C/I)
1.	Matt Miller, 1994-95.....	152.6 (252/158/11)
2.	Michael Bishop, 1997-98.....	147.6 (480/244/12)
3.	Brian Kavanagh, 1993-96.....	135.4 (348/205/7)
4.	Carson Coffman, 2007-10.....	134.0 (426/270/13)
5.	Jonathan Beasley, 1996-97, 99-2000.....	132.7 (544/259/18)
6.	Chad May, 1993-94.....	131.9 (687/385/16)
7.	El Roberson, 2000-03.....	128.3 (628/307/26)
8.	Collin Klein, 2009-11.....	127.4 (300/173/6)
9.	Josh Freeman, 2006-08.....	124.7 (1,151/680/34)
10.	Paul Watson, 1988-91.....	115.2 (560/301/24)


YARDAGE

Game

Rk	Player, Game	Yds
1.	Chad May vs. Nebraska, 10/16/93.....	489
2.	Josh Freeman vs. Oklahoma, 10/25/2008.....	478
3.	Michael Bishop vs. La.-Monroe, 9/26/98.....	441
4.	Lynn Dickey vs. Colorado, 11/22/69.....	439
5.	Josh Freeman at Oklahoma State, 10/20/2007.....	404
6.	Lynn Dickey vs. Missouri, 11/8/69.....	394
7.	Lynn Dickey vs. Oklahoma, 10/24/70.....	384
8.	Lynn Dickey vs. Oklahoma, 10/25/69.....	380
9.	Chad May vs. Kansas, 10/6/94.....	379
10.	Paul Watson vs. Louisiana Tech, 10/1/88.....	362

Season

Rk	Player, Year	Att	Cmp	Yds
1.	Josh Freeman, 2007.....	499	316	3,353
2.	Josh Freeman, 2008.....	382	224	2,945
3.	Michael Bishop, 1998.....	295	164	2,844
4.	Chad May, 1993.....	350	185	2,682
5.	Jonathan Beasley, 2000.....	313	156	2,636
6.	Chad May, 1994.....	337	200	2,571
7.	El Roberson, 2003.....	294	152	2,545
8.	Lynn Dickey, 1969.....	372	196	2,476



Michael Bishop

9.	Paul Watson, 1991.....	304	172	2,312
10.	Lynn Dickey, 1970.....	364	180	2,163

Season By Class

Senior

Rk	Player, Year	Yds
1.	Michael Bishop, 1998.....	2,844
2.	Jonathan Beasley, 2000.....	2,636
3.	Chad May, 1994.....	2,571
4.	El Roberson, 2003.....	2,545
5.	Paul Watson, 1991.....	2,312

Junior

Rk	Player, Year	Yds
1.	Josh Freeman, 2008.....	2,945
2.	Chad May, 1993.....	2,682
3.	Lynn Dickey, 1969.....	2,476
4.	Collin Klein, 2011.....	1,918
5.	Jonathan Beasley, 1999.....	1,805

Sophomore

Rk	Player, Year	Yds
1.	Josh Freeman, 2007.....	3,353
2.	Carl Straw, 1988.....	1,947
3.	Lynn Dickey, 1968.....	1,569
4.	Dylan Meier, 2004.....	1,436
5.	Gary Swim, 1987.....	1,304

Freshman

Rk	Player, Year	Yds
1.	Josh Freeman, 2006.....	1,780
2.	Allan Evridge, 2005.....	1,365
3.	Darrell Dickey, 1979.....	895
4.	Paul Watson, 1988.....	470
5.	El Roberson, 2000.....	119

Career

Rk	Player, Years	Att	Cmp	Yds
1.	Josh Freeman, 2006-08.....	1,151	680	8,078
2.	Lynn Dickey, 1968-70.....	994	501	6,208
3.	Chad May, 1993-94.....	687	385	5,253
4.	Carl Straw, 1987-90.....	833	385	5,223
5.	El Roberson, 2000-2003.....	627	307	5,099
6.	Jonathan Beasley, 1996-97, 99-2000.....	544	259	4,642
7.	Michael Bishop, 1997-98.....	480	244	4,401
8.	Darrell Dickey, 1979-82.....	640	319	4,098
9.	Paul Watson, 1988-91.....	560	301	3,963
10.	Dennis Morrison, 1970-72.....	637	294	3,428

TOUCHDOWNS

Game

Rk	Player, Game	TDs
1.	Josh Freeman vs. Iowa State, 11/22/2008.....	4
	El Roberson vs. Oklahoma, 12/6/2003.....	4
	El Roberson vs. Oklahoma State, 10/11/2003.....	4
	Jonathan Beasley vs. Oklahoma St., 10/23/99.....	4
	Michael Bishop vs. La.-Monroe, 9/26/98.....	4
	Michael Bishop vs. Syracuse, 12/31/97.....	4
	Michael Bishop vs. Northern Illinois, 9/6/97.....	4
	Brian Kavanagh vs. Kansas, 11/9/96.....	4
	Brian Kavanagh vs. Oklahoma, 10/26/96.....	4
	Brian Kavanagh vs. Rice, 9/21/96.....	4
	Brian Kavanagh vs. Colorado State 12/29/95.....	4
	Chad May vs. Iowa State, 11/5/94.....	4
	Paul Watson vs. Louisiana Tech, 10/1/88.....	4

Season

Rk	Player, Year	TDs
1.	Eli Roberson, 2003	24
2.	Michael Bishop, 1998	23
3.	Matt Miller, 1995	22
4.	Josh Freeman, 2008	20
	Brian Kavanagh, 1996	20
6.	Josh Freeman, 2007	18
	Chad May, 1994	18
8.	Jonathan Beasley, 2000	17
9.	Chad May, 1993	16
10.	Carson Coffman, 2010	14
	Jonathan Beasley, 1999	14
	Lynn Dickey, 1969	14

Career

Rk	Player, Years	TDs
1.	Josh Freeman, 2006-08	44
2.	Eli Roberson, 2000-2003	37
3.	Michael Bishop, 1997-98	36
4.	Chad May, 1993-94	34
5.	Jonathan Beasley, 1996-97, 99-2000	33
6.	Lynn Dickey, 1968-70	29
7.	Brian Kavanagh, 1993-96	25
	Darrell Dickey, 1979-82	23
9.	Matt Miller, 1994-95	22
	Carl Straw, 1987-90	22

300-YARD PASSING GAMES [34]

Yards	Name	Opponent	Date
489	Chad May	Nebraska	10/16/93
478	Josh Freeman	Oklahoma	10/25/2008
441	Michael Bishop	La.-Monroe	9/26/98
439	Lynn Dickey	Colorado	11/22/69
404	Josh Freeman	Oklahoma State	10/20/2007
394	Lynn Dickey	Missouri	11/8/69
384	Lynn Dickey	Oklahoma	10/24/70
380	Lynn Dickey	Oklahoma	10/25/69
379	Chad May	Kansas	10/6/94
362	Paul Watson	Louisiana Tech	10/1/88
357	Allan Evridge	Texas A&M	10/22/2005
356	Chad May	Colorado	10/22/94
349	Brian Kavanagh	Oklahoma	10/26/96
347	Josh Freeman	Iowa State	11/3/2007
343	Dan Manucci	Auburn	9/16/78
341	Dennis Morrison	Iowa State	10/21/72
341	Michael Bishop	Texas A&M	12/5/98
340	Paul Watson	Nebraska	10/19/92
336	Carl Straw	Oklahoma	10/15/88
332	Eli Roberson	Oklahoma State	10/11/2003
327	Carl Straw	Northern Illinois	9/23/90
325	Carl Straw	Kansas	10/28/90
320	Josh Freeman	Nebraska	11/10/2007
317	Michael Bishop	Syracuse	12/31/97
313	Josh Freeman	Louisville	9/17/2008
313	Eli Roberson	Nebraska	11/15/2003
312	Chad May	Iowa State	11/5/94
311	Paul Watson	Northern Illinois	9/21/92
311	Jonathan Beasley	Oklahoma State	10/23/99
306	Darrell Dickey	Kansas	11/3/79
306	Michael Bishop	Nebraska	11/14/98
305	Josh Freeman	Kansas	10/6/2007
303	Dennis Morrison	Oklahoma State	11/6/71
302	Carl Straw	Missouri	10/21/89

SEASON 1,500-YARD PASSERS

Rk	Player, Year	Att	Cmp	Yds
1.	Josh Freeman, 2007	499	316	3,353
2.	Josh Freeman, 2008	382	224	2,945
3.	Michael Bishop, 1998	295	164	2,844
4.	Chad May, 1993	350	185	2,682
5.	Jonathan Beasley, 2000	313	156	2,636
6.	Chad May, 1994	337	200	2,571
7.	Eli Roberson, 2003	294	152	2,545
8.	Lynn Dickey, 1969	372	196	2,476
9.	Paul Watson, 1991	304	172	2,312
10.	Lynn Dickey, 1970	364	180	2,163
11.	Carl Straw, 1990	277	153	2,156
12.	Carson Coffman, 2010	263	171	2,060
13.	Matt Miller, 1995	240	154	2,059

14.	Carl Straw, 1988	358	191	1,947
15.	Collin Klein, 2011	281	161	1,918
16.	Brian Kavanagh, 1996	284	167	1,893
17.	Dan Manucci, 1978	237	122	1,808
18.	Jonathan Beasley, 1999	203	90	1,805
19.	Josh Freeman, 2006	270	140	1,780
	Dennis Morrison, 1971	333	157	1,780
21.	Dennis Morrison, 1972	300	136	1,596
22.	Eli Roberson, 2002	175	91	1,580
23.	Lynn Dickey, 1968	258	125	1,569
24.	Michael Bishop, 1997	185	80	1,557

CAREER 2,000-YARD PASSERS

Rk	Player, Years	Yds
1.	Josh Freeman, 2006-08	8,078
2.	Lynn Dickey, 1968-70	6,208
3.	Chad May, 1993-94	5,253
4.	Carl Straw, 1987-90	5,223
5.	Eli Roberson, 2000-03	5,099
6.	Jonathan Beasley, 1996-97, 1999-2000	4,642
7.	Michael Bishop, 1997-98	4,401
8.	Darrell Dickey, 1979-82	4,098
9.	Paul Watson, 1988-91	3,963
10.	Dennis Morrison, 1970-72	3,428
11.	Carson Coffman, 2007-10	3,224
12.	Dan Manucci, 1977-78	2,505
13.	Brian Kavanagh, 1993-96	2,352
14.	Dylan Meier, 2003-06	2,289
15.	Steve Grogan, 1972-74	2,213
16.	Matt Miller, 1994-95	2,096
17.	Collin Klein, 2009-11	2,083
18.	Randy Williams, 1984-85	2,032

ANNUAL PASSING LEADERS

Year	Name	Att	Cpl	Yds	TD
1948	Dana Atkins	73	28	363	3
1949	Dana Atkins	99	44	626	4
1950	Frank Hooper	129	46	709	3
1951	Lane Brown	96	36	500	2
1952	Carl Albacker	119	55	559	4
1953	Bob Dahnke	28	14	415	4
1954	Jim Logsdon	39	18	260	4
1955	Dick Corbin	42	14	156	1
1956	Dick Corbin	49	16	378	5
1957	Dick Corbin	61	24	287	1
1958	Les Krull	106	57	661	2
1959	John Solmes	114	49	585	3
1960	John Solmes	83	32	378	3
1961	Larry Corrigan	30	13	234	2
1962	Larry Corrigan	84	28	441	2

1963	Larry Corrigan	127	58	634	3
1964	Ed Danieleley	79	36	358	1
1965	Vic Castillo	159	60	734	2
1966	Vic Castillo	113	44	617	2
1967	Bill Nossek	216	111	1,220	3
1968	Lynn Dickey	258	125	1,569	8
1969	Lynn Dickey	372	196	2,476	14
1970	Lynn Dickey	364	180	2,163	7
1971	Dennis Morrison	333	157	1,780	8
1972	Dennis Morrison	300	136	1,596	9
1973	Steve Grogan	164	72	1,050	4
1974	Steve Grogan	144	67	834	6
1975	Joe Hatcher	93	34	432	2
1976	Wendell Henrikson	149	73	1,066	4
1977	Wendell Henrikson	163	72	882	3
1978	Dan Manucci	237	122	1,808	9
1979	Darrell Dickey	140	71	895	4
1980	Darrell Dickey	168	80	1,004	4
1981	Darrell Dickey	158	75	974	7
1982	Darrell Dickey	174	93	1,225	8
1983	Doug Bogue	119	61	851	5
1984	Stan Weber	114	58	602	3
1985	John Welch	116	55	659	4
1986	Randy Williams	197	88	1,069	4
1987	Gary Swim	235	115	1,304	8
1988	Carl Straw	358	191	1,947	9
1989	Carl Straw	192	101	1,095	3
1990	Carl Straw	277	153	2,156	7
1991	Paul Watson	304	172	2,312	10
1992	Jason Smargiasso	149	72	990	3
1993	Chad May	350	185	2,682	16
1994	Chad May	337	200	2,571	18
1995	Matt Miller	240	154	2,059	22
1996	Brian Kavanagh	284	167	1,893	20
1997	Michael Bishop	185	80	1,557	13
1998	Michael Bishop	295	164	2,844	23
1999	Jonathan Beasley	203	90	1,805	14
2000	Jonathan Beasley	313	156	2,636	17
2001	Eli Roberson	136	54	855	4
2002	Eli Roberson	175	91	1,580	7
2003	Eli Roberson	294	152	2,545	24
2004	Dylan Meier	220	127	1,436	9
2005	Allan Evridge	213	107	1,365	6
2006	Josh Freeman	270	140	1,780	6
2007	Josh Freeman	499	316	3,353	18
2008	Josh Freeman	382	224	2,945	20
2009	Grant Gregory	175	100	1,096	4
2010	Carson Coffman	263	171	2,060	14
2011	Collin Klein	281	161	1,918	13



Jonathan Beasley

INDIVIDUAL RECORDS

Most Receptions

Game	15, Jordy Nelson, two times (2007)
Season	122, Jordy Nelson (2007)
Career	217, Kevin Lockett (1993-96)

Most Receptions by Senior

Game	15, Jordy Nelson, two times (2007)
Season	Last time: Jordy Nelson at Fresno State, 11/24/2007
Season	122, Jordy Nelson (2007)

Most Receptions by Junior

Game	11, Greg Washington vs. Oklahoma State, 10/29/88
Season	67, Brandon Banks (2008)

Most Receptions by Sophomore

Game	13, Michael Smith vs. Missouri, 10/21/89
Season	70, Michael Smith (1989)

Most Receptions by Freshman

Game	8, three times
Season	Last time: Kevin Lockett vs. Oklahoma State (11/20/93)
Season	50, Kevin Lockett (1993)

Most Yards

Game	214, Jordy Nelson at Iowa State, 11/3/2007
Season	1,606, Jordy Nelson (2007)
Career	3,032, Kevin Lockett (1993-96)

Most Yards by Senior

Game	214, Jordy Nelson at Iowa State, 11/3/2007
Season	1,606, Jordy Nelson (2007)

Most Yards by Junior

Game	206, Darnell McDonald vs. Syracuse (Fiesta Bowl), 12/31/97
Season	1,049, Brandon Banks (2008)

Most Yards by Sophomore

Game	166, Michael Smith vs. Missouri, 10/21/89
Season	816, Michael Smith (1989)

Most Yards by Freshman

Game	188, two times
Season	Last time: Aaron Lockett vs. Louisiana-Monroe, 9/26/98
Season	928, Aaron Lockett (1998)

Most Touchdowns

Game	3, seven times
Season	Last time: Jordy Nelson at Oklahoma State, 10/20/2007
Season	14, Quincy Morgan (2000)
Career	26, Kevin Lockett (1993-96)

Most Yards Per Reception

Game (min. 3 rec.)	48.6, George Williams vs. Oklahoma State, 10/23/99
Season (min. 5 rec.)	38.4, Quincy Morgan vs. Kansas, 10/9/99
Season (min. 20 rec.)	27.4, Eugene Goodlow (1978)
Season (min. 30 rec.)	23.9, Quincy Morgan (1999)
Career (min. 50 rec.)	20.5, Quincy Morgan (1999-2000)

Receptions Per Game

Season (min. 8 games)	10.2, Jordy Nelson (2007)
Career (min. 15 games)	5.7, Jordy Nelson (2005-07)



Jordy Nelson

Receiving Yards Per Game

Season (min. 8 games)	133.8, Jordy Nelson (2007)
Career (min. 15 games)	90.5, Quincy Morgan (1999-2000)

Most 100-Yard Games

Season	8, Jordy Nelson (2007)
Career	10, Jordy Nelson (2005-07)

Most Consecutive 100-Yard Games

Season	4, Jordy Nelson (10/20-11/10/2007)
Career	3, Aaron Lockett (10/31-11/14/98)

Season 100-Yard Receiving Games

Rk	Player, Year	No.
1.	Jordy Nelson, 2007	8
2.	James Terry, 2003	6
	Darnell McDonald, 1998	6
	Quincy Morgan, 2000	6
5.	Quincy Morgan, 1999	5
	Aaron Lockett, 1998	5
	Greg Washington, 1988	5
8.	Brandon Banks, 2008	4
	Kevin Lockett, 1996	4
	Andre Coleman, 1993	4
	Michael Smith, 1990	4

Career 100-Yard Receiving Games

Rk	Player, Years	No.
1.	Jordy Nelson, 2005-07	10
	Quincy Morgan, 1999-2000	10
3.	Kevin Lockett, 1993-96	9
	Michael Smith, 1988-91	9
5.	Darnell McDonald, 1997-98	8
6.	Aaron Lockett, 1998-2001	7
7.	Brandon Banks, 2008-09	6
	James Terry, 2002-03	6
8.	Greg Washington, 1988	5
9.	Andre Coleman, 1990-93	4
	Mike Wallace, 1981-84	4
	Charlie Green, 1976-78	4
	Dave Jones, 1966-68	4

RECEPTIONS

Game

Rk	Player, Game	Rec	Yds
1.	Jordy Nelson vs. Missouri State, 9/15/2007	15	209
	Jordy Nelson at Fresno State, 11/24/2007	15	165

2.	Michael Smith vs. Missouri, 10/21/89	13	166
3.	Darnell McDonald vs. Nebraska, 11/13/98	12	183
	Kevin Lockett vs. Oklahoma, 10/26/96	12	157
	Michael Smith vs. Washington, 9/28/91	12	174
	Mack Herron vs. Colorado, 11/22/69	12	171
7.	Kevin Lockett vs. Kansas, 11/9/96	11	168
	Darnell McDonald vs. Texas, 9/19/98	11	159
	Greg Washington vs. Oklahoma State, 10/29/88	11	157
10.	Mitch Running vs. Nebraska, 10/21/95	10	110
	Tyson Schwieger vs. Rice, 9/17/94	10	137
	Michael Smith vs. Nebraska, 10/19/91	10	172
	Greg Washington vs. La. Tech, 10/1/88	10	145
	Darren Sproles vs. Texas Tech 10/30/2004	10	79
	Mike Montgomery vs. Iowa State, 10/17/70	10	75

Season

Rk	Player, Year	Rec	Yds	TDs
1.	Jordy Nelson, 2007	122	1,606	11
2.	Darnell McDonald, 1998	75	1,092	9
3.	Kevin Lockett, 1996	72	882	6
4.	Michael Smith, 1989	70	816	2
5.	Greg Washington, 1988	69	928	9
6.	Brandon Banks, 2008	67	1,049	9
7.	James Terry, 2003	64	1,232	13
	Quincy Morgan, 2000	64	1,166	14
9.	John Goerger, 1972	57	612	1
	Deon Murphy, 2007	57	605	5

Season By Class

Senior

Rk	Player, Year	Rec
1.	Jordy Nelson, 2007	122
2.	Darnell McDonald, 1998	75
3.	Kevin Lockett, 1996	72
4.	James Terry, 2003	64
	Quincy Morgan, 2000	64

Junior

Rk	Player, Year	Rec
1.	Brandon Banks, 2008	67
2.	Kevin Lockett, 1995	56
3.	Michael Smith, 1990	46
	Dave Jones, 1967	46
5.	Tyson Schwieger, 1994	44

Sophomore

Rk	Player, Year	Rec
1.	Michael Smith, 1989	70
2.	Deon Murphy, 2007	57
3.	Jordy Nelson, 2005	45
4.	Mitch Running, 1993	41
5.	Jermaine Moreira, 2004	39
	Kevin Lockett, 1994	39

Freshman

Rk	Player, Year	Rec	Yds
1.	Kevin Lockett, 1993	50	
2.	Aaron Lockett, 1998	44	
3.	Eric Gallon, 1989	27	
4.	Frank Hernandez, 1988	20	
5.	Tramaine Thompson, 2010	19	

Career

Rk	Player, Years	Rec	Yds
1.	Kevin Lockett, 1993-96	217	3,032
2.	Jordy Nelson, 2005-07	206	2,822
3.	Michael Smith, 1988-91	179	2,457
4.	Aaron Lockett, 1998-2001	137	2,400
5.	Mitch Running, 1992-95	133	1,821
6.	Dave Jones, 1966-68	127	1,904
7.	Brandon Banks, 2008-09	123	1,754
8.	Frank Hernandez, 1988-91	120	1,489
9.	Jermaine Moreira, 2003-2006	114	1,587
10.	Quincy Morgan, 1999-2000	106	2,173
	Jerome Mastrud, 2006-09	106	1,219

YARDAGE

Game

Rk	Player, Game	Rec	Yds
1.	Jordy Nelson at Iowa State, 11/3/2007	14	214
2.	Jordy Nelson vs. Missouri State, 9/15/2007	15	209
3.	Darnell McDonald vs. Syracuse, 12/31/97	7	206
4.	Quincy Morgan vs. Nebraska, 11/11/2000	7	199
5.	Quincy Morgan vs. Kansas, 10/9/99	5	192
6.	Aaron Lockett vs. La.-Monroe, 9/26/98	6	188
	Dave Jones vs. Nebraska, 10/15/66	6	188
8.	Darnell McDonald vs. Nebraska, 11/14/98	12	183
9.	Michael Smith vs. New Mexico, 9/29/90	7	179
10.	Jordy Nelson at Oklahoma State, 10/20/2007	12	176

Season

Rk	Player, Year	Rec	Yds	TDs
1.	Jordy Nelson, 2007	122	1,606	11
2.	James Terry, 2003	64	1,232	13
3.	Quincy Morgan, 2000	64	1,166	14
4.	Darnell McDonald, 1998	75	1,092	9
5.	Brandon Banks, 2008	67	1,049	9
6.	Quincy Morgan, 1999	42	1,007	9
7.	Aaron Lockett, 1998	44	928	6
	Greg Washington, 1988	69	928	9
9.	Kevin Lockett, 1996	72	882	6
10.	Michael Smith, 1989	70	816	2

Season By Class

Senior

Rk	Player, Year	Yds
1.	Jordy Nelson, 2007	1,606
2.	James Terry, 2003	1,232
3.	Quincy Morgan, 2000	1,166
4.	Darnell McDonald, 1998	1,092
5.	Kevin Lockett, 1996	882

Junior

Rk	Player, Year	Yds
1.	Brandon Banks, 2008	1,049
2.	Quincy Morgan, 1999	1,007
3.	Kevin Lockett, 1995	797
4.	Michael Smith, 1990	796
5.	Charlie Green, 1977	634

Sophomore

Rk	Player, Year	Yds
1.	Michael Smith, 1989	816
2.	Dave Jones, 1966	721
3.	Mike Wallace, 1982	693
4.	Jordy Nelson, 2005	669
5.	Deon Murphy, 2007	605

Freshman

Rk	Player, Year	Rec	Yds
1.	Aaron Lockett, 1998	928	
2.	Kevin Lockett, 1993	770	
3.	Jermaine Moreira, 2003	277	
4.	Frank Hernandez, 1988	260	
5.	Tramaine Thompson, 2010	258	

Career

Rk	Player, Years	Rec	Yds
1.	Kevin Lockett, 1993-96	217	3,032
2.	Jordy Nelson, 2005-07	206	2,822
3.	Michael Smith, 1988-91	179	2,457
4.	Aaron Lockett, 1998-2001	137	2,400
5.	Quincy Morgan, 1999-2000	106	2,173
6.	Dave Jones, 1966-68	127	1,904
7.	Mitch Running, 1992-95	133	1,821
8.	James Terry, 2002-03	92	1,793
9.	Brandon Banks, 2008-09	123	1,754
10.	Jermaine Moreira, 2003-06	114	1,587

TOUCHDOWNS

Game

Rk	Player, Game	TDs
1.	Jordy Nelson at Oklahoma State, 10/20/2007	3
	James Terry vs. Baylor, 11/1/2003	3
	Quincy Morgan vs. Ball State, 9/16/2000	3
	Darnell McDonald vs. Syracuse, 12/31/97	3
	Jimmy Dean at Rice, 9/21/96	3
	Michael Smith vs. Iowa State, 11/9/91	3
	John Williams vs. Austin Peay, 9/5/87	3

Season

Rk	Player, Year	TDs
1.	Quincy Morgan, 2000	14
2.	James Terry, 2003	13
	Kevin Lockett, 1995	13
4.	Jordy Nelson, 2007	11
5.	Brandon Banks, 2008	9
	Quincy Morgan, 1999	9
	Darnell McDonald, 1998	9
	Greg Washington, 1988	9
9.	Jordy Nelson, 2005	8
	Mitch Running, 1995	7
	Tyson Schwieger, 1994	7

Career

Rk	Player, Years	TDs
1.	Kevin Lockett, 1993-96	26
2.	Quincy Morgan, 1999-2000	23
3.	Jordy Nelson, 2005-07	20
4.	James Terry, 2002-03	18
5.	Darnell McDonald, 1997-98	15
6.	Aaron Lockett 1998-2001	14
7.	Andre Coleman, 1990-93	12
8.	Deon Murphy, 2007-08	11
	Michael Smith, 1988-91	11
10.	Tyson Schwieger, 1992-95	10
	Mitch Running, 1992-95	10
	Henry Childs, 1971-73	10
	Brandon Banks, 2008-09	10

CAREER 1,000-YARD RECEIVERS

Rk	Player, Years	Yds
1.	Kevin Lockett, 1993-96	3,032
2.	Jordy Nelson, 2005-07	2,822
3.	Michael Smith, 1988-91	2,457
4.	Aaron Lockett, 1998-2001	2,400
5.	Quincy Morgan, 1999-2000	2,173
6.	Dave Jones, 1966-68	1,904
7.	Mitch Running, 1992-95	1,821
8.	James Terry, 2002-03	1,793
9.	Brandon Banks, 2008-09	1,754
10.	Jermaine Moreira, 2003-06	1,587
11.	Andre Coleman, 1990-93	1,556
12.	Mike Wallace, 1981-84	1,549
13.	Darnell McDonald, 1997-98	1,533
14.	Frank Hernandez, 1988-91	1,489

15.	Charlie Green, 1976-78	1,440
16.	Henry Childs, 1971-73	1,365
17.	Mack Herron, 1968-69	1,244
18.	Jerome Mastrud, 2006-09	1,219
19.	Deon Murphy, 2007-08	1,160
20.	Russ Campbell, 1988-91	1,150
21.	John Liebe, 1976-77, 1979-80	1,149
22.	Yamon Figurs, 2004-06	1,144
23.	Tyson Schwieger, 1992-95	1,122
24.	John Goerger, 1970-72	1,069

200-YARD RECEIVING GAMES [3]

Yds	Rec	Name	Opponent	Date
214	14	Jordy Nelson	Iowa State	11/3/2007
209	15	Jordy Nelson	Missouri State	9/15/2007
206	7	Darnell McDonald	Syracuse	12/31/97

150-YARD RECEIVING GAMES [27]

Yds	Rec	Name	Opponent	Date
199	7	Quincy Morgan	Nebraska	11/11/2000
192	5	Quincy Morgan	Kansas	10/9/99
188	6	Dave Jones	Nebraska	10/15/66
188	6	Aaron Lockett	La.-Monroe	9/26/98
183	12	Darnell McDonald	Nebraska	11/14/98
179	7	Michael Smith	New Mexico	9/29/90
176	11	Ernie Pierce	Oklahoma	10/25/2008
176	12	Jordy Nelson	Oklahoma State	10/20/2007
175	6	James Terry	Nebraska	11/15/2003
174	12	Michael Smith	Washington	9/28/91
172	10	Michael Smith	Nebraska	10/19/91
171	12	Mack Herron	Colorado	11/22/69
169	8	Russ Campbell	Oklahoma St.	11/23/91
168	11	Kevin Lockett	Kansas	11/9/96
167	5	Aaron Lockett	Oklahoma St.	10/17/98
166	13	Michael Smith	Missouri	10/21/89
165	15	Jordy Nelson	Fresno State	11/24/2007
159	11	Darnell McDonald	Texas	9/19/98
157	11	Greg Washington	Oklahoma St.	10/29/88
157	12	Kevin Lockett	Oklahoma	10/26/96
157	7	Aaron Lockett	Baylor	11/7/98
156	4	Eugene Goodlow	Nebraska	10/14/78
156	6	Dave Jones	Iowa State	11/12/66
156	9	Brandon Banks	Oklahoma	10/31/2009
154	8	Gerald Alphin	Missouri	10/26/85
153	7	Brandon Banks	Louisville	9/17/2008
150	8	Dick Johnson	Tulsa	11/19/49

100-YARD RECEIVING GAMES [103]

Yds	Rec	Name	Opponent	Date
146	7	Mike Wallace	Oklahoma St.	11/14/81
146	8	Greg Washington	Oklahoma	10/15/88
146	3	George Williams	Oklahoma St.	10/23/99
145	5	Brandon Banks	Oklahoma	10/25/2008
145	7	Quincy Morgan	Tennessee	1/1/2001
145	10	Greg Washington	Louisiana Tech	10/1/88
144	6	Henry Childs	Missouri	10/30/71
144	8	Andre Coleman	Wyoming	12/29/93
143	5	Quincy Morgan	Ball State	9/16/2000
143	8	Kevin Lockett	Nebraska	10/16/93
143	5	Charles Collins	Missouri	11/1/69
142	5	Gerald Benton	Missouri	11/14/92
141	9	Sonny Yarnell	Kentucky	9/19/70
141	4	Quincy Morgan	Texas-El Paso	9/18/99
140	7	Kevin Lockett	Indiana State	9/7/96
140	6	Darnell McDonald	Texas A&M	12/5/98
139	8	Andre Coleman	Nebraska	10/16/93
138	8	James Terry	Baylor	11/1/2003
138	6	Henry Hawthorne	Oklahoma	10/24/70
137	10	Jordy Nelson	Kansas	10/6/2007
137	6	Quincy Morgan	Iowa State	11/4/2000
137	5	Frank Hernandez	Western Illinois	9/8/90
137	10	Tyson Schwieger	Rice	9/17/94
136	8	Michael Smith	No. Illinois	9/22/90
136	6	Kevin Lockett	Colorado	10/23/92
135	7	Kevin Lockett	BYU	1/1/97
134	4	Chris Harper	Texas A&M	11/12/2011
133	9	Aubrey Quarles	Missouri	11/13/2010
131	6	Aubrey Quarles	Baylor	10/23/2010

130	3	Gerald Alphin	Missouri	10/20/84
130	6	Mike Wallace	Wyoming	10/24/83
129	9	Henry Childs	Iowa State	10/21/72
128	4	Quincy Morgan	Louisiana Tech	9/2/2000
128	8	Brandon Banks	Missouri	11/14/2009
127	6	Brandon Banks	Louisiana	9/27/2008
126	5	Brandon Clark	Oklahoma	9/29/2001
126	5	Mike Creed	Missouri	10/31/70
126	6	Mitch Running	Colorado St.	12/29/95
125	9	Jordy Nelson	Nebraska	11/10/2007
124	5	Darnell McDonald	Purdue	12/29/98
123	6	Yamon Figurs	Texas	11/11/2006
123	5	Quincy Morgan	Oklahoma	10/14/2000
123	8	Michael Smith	Kansas	10/27/90
121	6	Mitch Running	Iowa State	11/11/95
121	5	Charlie Green	Auburn	9/16/78
120	8	James Terry	UMass	9/13/2003
120	6	Aaron Lockett	La. Tech	11/17/2001
120	8	Darnell McDonald	La.-Monroe	9/26/98
119	6	James Terry	Oklahoma St.	10/11/2003
119	6	Aaron Lockett	Texas A&M	10/28/2000
119	8	John Goerger	Colorado	10/7/72
118	5	Andre Coleman	UNLV	9/25/93
117	5	Jordy Nelson	Colorado	11/4/2006
117	8	Kevin Lockett	Oklahoma	11/4/95
117	7	Dan Hughes	Texas Tech	10/6/86
117	6	Aaron Lockett	Nebraska	11/14/98
116	7	Brandon Banks	Iowa State	11/22/2008
116	12	Jordy Nelson	Texas	9/29/2007
116	4	James Terry	California	8/23/2003
116	9	Kevin Lockett	No. Illinois	9/30/95
116	3	Quincy Morgan	Nebraska	11/13/99
115	7	Dave Jones	Kansas	11/16/68
114	5	Aubrey Quarles	Colorado	11/20/2010
114	4	Tony Madison	Kansas	10/9/2004
114	5	Charlie Green	Air Force	10/30/78
114	9	Michael Smith	Oklahoma St.	10/14/89
113	7	Davin Dennis	Ohio State	1/2/2004
113	8	Charlie Green	Colorado	11/19/77
112	7	Jermaine Moreira	Colorado	11/13/2004
112	4	James Terry	McNeese St.	9/6/2003
112	3	Andre Coleman	Missouri	11/13/93
111	8	Mike Creed	Kansas	10/3/70
111	6	Mike Wallace	Oklahoma	11/6/82
111	5	Greg Washington	Colorado	11/19/88
111	8	Darnell McDonald	Iowa State	10/24/98
110	5	Tyler Lockett	Kansas	10/22/2011
110	10	Mitch Running	Nebraska	10/21/95
110	5	Charlie Green	Mississippi St.	10/1/77
110	8	Michael Smith	North Texas	9/30/89
108	8	Kevin Lockett	Oklahoma St.	11/20/93
107	3	Jordy Nelson	Oklahoma	10/1/2005
107	5	Michael Smith	Western Ill.	9/8/90
107	5	Aaron Lockett	Kansas	10/31/98
106	5	Deon Murphy	Nebraska	11/10/2007
106	4	Yamon Figurs	Kansas	10/9/2004
106	9	Mack Herron	Iowa State	10/18/69
106	5	Ron Brown	Iowa State	11/5/94
106	3	Darnell McDonald	Kansas	11/8/97
105	8	Jordy Nelson	Baylor	10/27/2007
105	8	John Goerger	Oklahoma St.	11/11/72

105	3	Gene Keady	Iowa State	11/17/56
104	7	Daniel Gonzalez	Baylor	10/27/2007
104	8	Quincy Morgan	Washington	12/29/99
103	3	Gerald Benton	Montana	9/19/92
103	6	Henry Howard	Missouri	10/9/65
103	5	Dave Jones	Cincinnati	10/22/66
102	3	Gerald Alphin	Iowa State	11/16/85
102	4	Fred Merrill	Oklahoma	10/23/71
102	6	Darrel Wild	Oklahoma St.	11/5/83
101	4	Yamon Figurs	Baylor	9/30/2006
101	4	Jermaine Moreira	Texas A&M	10/22/2005
101	4	Taco Wallace	Oklahoma St.	10/12/2002
101	3	Mike Wallace	South Dakota	9/18/82
101	3	Don Zadenick	Marquette	11/10/56
100	4	Russ Campbell	Oklahoma	11/2/91
100	4	Arthur Strozier	Kansas	11/4/67
100	6	John Tuttle	Iowa State	10/19/74
100	9	Greg Washington	Iowa	9/10/88

2 – Darnell McDonald		
vs. Texas, 9/19/98	159
vs. Louisiana-Monroe, 9/26/98	120
2 – Kevin Lockett		
vs. Oklahoma, 10/26/96	157
vs. Kansas, 11/9/96	168
2 – Michael Smith		
vs. Northern Illinois, 9/22/90	136
vs. New Mexico, 9/29/90	179
2 – Michael Smith		
vs. Oklahoma State, 10/14/89	114
vs. Missouri, 10/21/89	166
2 – Dave Jones		
vs. Nebraska, 10/15/66	188
vs. Cincinnati, 10/22/66	103

DOUBLE 100-YARD GAMES

321	Brandon Banks (145)/Ernie Pierce (176) vs. Oklahoma, 10/25/2008
308	Aaron Lockett (188)/Darnell McDonald (120) vs. La.-Monroe, 9/26/98
300	Darnell McDonald (183) / Aaron Lockett (117) vs. Nebraska, 11/14/98
282	Kevin Lockett (143) / Andre Coleman (139) vs. Nebraska, 10/16/93
244	Frank Hernandez (137) / Michael Smith (107) vs. Western Illinois, 9/8/90
220	Tony Madison (114) / Yamon Figurs (106) vs. Kansas, 10/9/2004
209	Jordy Nelson (105)/Daniel Gonzalez (104) vs. Baylor, 10/27/2007

CONSECUTIVE 100-YARD GAMES

4 – Jordy Nelson		
at Oklahoma State, 10/20/2007	176
vs. Baylor, 10/27/2007	105
at Iowa State, 11/3/2007	214
at Nebraska, 11/10/2007	125
3 – Jordy Nelson		
vs. Missouri State, 9/15/2007	209
at Texas, 9/29/2007	116
vs. Kansas, 10/6/2007	137
3 – Aaron Lockett		
vs. Kansas, 10/31/98	107
vs. Baylor, 11/7/98	157
vs. Nebraska, 11/14/98	117
2 – Aubrey Quarles		
at Missouri, 11/13/2010	133
at Colorado, 11/20/2010	114
2 – Brandon Banks		
at Louisville, 9/17/2008	153
vs. Louisiana, 9/27/2008	127
2 – James Terry		
vs. McNeese State, 9/6/2003	137
vs. Massachusetts, 9/13/2003	199
2 – Quincy Morgan		
vs. vs. Iowa State, 11/4/2000	137
vs. vs. Nebraska, 11/11/2000	199
2 – Darnell McDonald		
vs. Texas A&M, 12/5/98	140
vs. Purdue, 12/29/98	124

ANNUAL RECEPTION LEADERS

Year	Player	Rec
1948	Dick Johnson	8
1949	Hi Faubion	21
1950	Dick Johnson	22
1951	Ted Maupin	14
1952	Jack McShulskis	14
1953	Veryl Switzer	8
1954	Corky Taylor	14
1955	Don Zadnik	9
1956	Gene Keady	14
1957	Ralph Pfeifer	11
1958	Joe Vader	21
1959	Dale Evans	23
1960	Willis Crenshaw	18
1961	Spencer Puls	7
1962	Jack King	13
1963	Ralph McFillen	29
1964	Jerry Condit	10
1965	Two with	13
1966	Dave Jones	35
1967	Dave Jones	46
1968	Dave Jones	46
1969	Mack Herron	52
1970	Mike Montgomery	51
1971	Henry Childs	30
1972	John Goerger	57
1973	Henry Childs	32
1974	John Tuttle	24
1975	Stan Ross	13
1976	Manzy King	21
1977	Charlie Green	33
1978	Charlie Green	39
1979	John Liebe	22
1980	John Liebe	25
1981	Ernie Coleman	13
1982	Mike Wallace	37
1983	Mike Wallace	32
1984	Eric Bailey	15
1985	Gerald Alphin	34
1986	Dan Hughes	28
1987	Kent Dean	38
1988	Greg Washington	69
1989	Michael Smith	70
1990	Michael Smith	46
1991	Michael Smith	55
1992	Gerald Benton	38
1993	Kevin Lockett	50
1994	Tyson Schwieger	44
1995	Kevin Lockett	56
1996	Kevin Lockett	72
1997	Darnell McDonald	21
1998	Darnell McDonald	75
1999	Quincy Morgan	42
2000	Quincy Morgan	64
2001	Aaron Lockett	24
2002	Taco Wallace	39
2003	James Terry	64
2004	Jermaine Moreira	39
2005	Jordy Nelson	45
2006	Jordy Nelson	39
2007	Jordy Nelson	122
2008	Brandon Banks	67
2009	Brandon Banks	56
2010	Aubrey Quarles	51
2011	Chris Harper	40



Kevin Lockett

ANNUAL YARDAGE LEADERS

Year	Player	Rec
1948	Lyle Koontz	134
1949	Glenn Channell	289
1950	Dick Johnson	382
1951	Francis Starns	212
1952	Joe Rainman	140
1953	Veryl Switzer	211
1954	Corky Taylor	334
1955	Don Zadnik	110
1956	Gene Keady	247
1957	Jim Luzinski	117
1958	Cedric Price	230
1959	Dale Evans	224
1960	Dale Evans	205
1961	Spencer Puls	123
1962	Jack King	137
1963	Ralph McFillen	328
1964	Larry Condit	170
1965	Rick Balducci	172
1966	Dave Jones	721
1967	Dave Jones	561
1968	Dave Jones	622
1969	Mack Herron	652
1970	Henry Hawthorne	501
1971	Henry Childs	396
1972	John Goerger	612
1973	Henry Childs	502
1974	John Tuttle	346
1975	Stan Ross	192
1976	Manzy King	273
1977	Charlie Green	634
1978	Charlie Green	616
1979	John Liebe	423
1980	John Liebe	400
1981	Ernie Coleman	229
1982	Mike Wallace	693
1983	Mike Wallace	466
1984	Gerald Alphin	256
1985	Gerald Alphin	524
1986	Dan Hughes	413
1987	Kent Dean	481
1988	Greg Washington	928
1989	Michael Smith	816
1990	Michael Smith	796
1991	Michael Smith	768
1992	Gerald Benton	603
1993	Kevin Lockett	770
1994	Kevin Lockett	583
1995	Kevin Lockett	797
1996	Kevin Lockett	882
1997	Darnell McDonald	441
1998	Darnell McDonald	1,092
1999	Quincy Morgan	1,007
2000	Quincy Morgan	1,166
2001	Aaron Lockett	357
2002	Taco Wallace	704
2003	James Terry	1,232
2004	Yamon Figurs	483
2005	Jordy Nelson	669
2006	Jordy Nelson	547
2007	Jordy Nelson	1,606
2008	Brandon Banks	1,049
2009	Brandon Banks	705
2010	Aubrey Quarles	760
2011	Chris Harper	547

TOTAL OFFENSE

TEAM RECORDS

Most Plays

Game	100, vs. Kansas, 10/3/70
Season	1,059 (2003 - 15 games)

Fewest Plays

Game	34, vs. Iowa State, 11/15/47
Season	462 (1947 - 10 games)

Most Yards

Game	658, vs. North Texas, 9/24/05
Season	6,615 (2003 - 15 games)

Fewest Yards

Game	16, vs. Colorado, 10/24/92
Season	1,329 (1961 - 10 games)

Most Yards Per Game

Season	478.4 (1998 - 12 games)
--------	-------------------------

Fewest Yards Per Game

Season	132.9 (1961 - 10 games)
--------	-------------------------

Most Yards Per Play

Season	6.47, 1998 (887 plays for 5,741 yards)
--------	--

Team Single-Game Highs

Rk	Game	Yds
1.	vs. North Texas, 9/24/2005	658
2.	vs. Bowling Green, 9/27/97	638
3.	vs. Louisiana-Monroe, 9/26/98	607
4.	vs. Akron, 9/23/95	590
5.	vs. Iowa State, 11/4/2000	583
6.	vs. South Dakota, 9/18/82	574
7.	vs. Iowa State, 10/24/98	573
8.	at Kansas, 10/31/98	566
9.	vs. Indiana State, 9/7/96	565
	vs. Nebraska, 10/16/93	565

Team Single-Season Highs

Plays	Yards Per Game
1.	2006 1,059
2.	2000 933
3.	2011 896
4.	1971 894
5.	1998 887
6.	2002 878
7.	2007 861
8.	2001 856
9.	1970 848
10.	2010 847

Yards	Touchdowns
1.	2003 6,615
2.	1998 5,741
3.	2002 5,499
4.	2000 5,330
5.	2007 5,018
6.	2010 4,924
7.	2008 4,825
8.	1995 4,419
9.	2011 4,381
10.	2001 4,332

INDIVIDUAL RECORDS

Most Plays

Game	Collin Klein, 67, vs. Oklahoma State, 11/5/2011
	67, Eli Roberson vs. Ohio State, 1/2/2004
	67, Lynn Dickey vs. Colorado, 11/22/69
Season	598, Collin Klein (2011)
Career	1,232, Eli Roberson (2000-03)

Most Yards

Game	475, Michael Bishop vs. Louisiana-Monroe, 9/26/98
Season	3,592, Michael Bishop (1998)
Career	8,421, Josh Freeman (2006-08)

Touchdowns Responsible For

Game	6 (5r/1p), Collin Klein vs. Texas A&M, 11/12/2011
	6 (2r/4p), Jonathan Beasley vs. Oklahoma State, 10/23/99
Season	40 (27r/13p), Collin Klein (2011)
Career	77 (40r/37p) Eli Roberson (2000-03)

YARDAGE

Rk	Player, Game	Yds
1.	Josh Freeman vs. Oklahoma, 10/25/2008	501
	(23 rushing, 478 passing)	

2.	Michael Bishop vs. La.-Monroe, 9/26/98	475
	(34 rushing, 441 passing)	
3.	Chad May at Nebraska, 10/16/93	461
	(28 rushing, 489 passing)	
4.	Michael Bishop vs. Nebraska, 11/14/98	446
	(140 rushing, 306 passing)	
5.	Michael Bishop vs. Texas A&M, 12/5/98	442
	(101 rushing, 341 passing)	
6.	Lynn Dickey vs. Missouri, 11/1/69	411
	(17 rushing, 394 passing)	
7.	Josh Freeman at Oklahoma State, 10/20/2007	403
	(404 passing, -1 rushing)	
	Eli Roberson vs. Nebraska, 11/15/2003	403
	(90 rushing, 313 passing)	
9.	Lynn Dickey vs. Colorado, 11/22/69	395
	(-44 rushing, 439 passing)	
10.	Eli Roberson vs. Oklahoma St., 10/11/2003	393
	(61 rushing, 332 passing)	

Season

Rk	Player, Year	Rush	Pass	Tot
1.	Michael Bishop, 1998	748	2,844	3,592
2.	Eli Roberson, 2003	975	2,545	3,520
3.	Josh Freeman, 2008	404	2,945	3,349
4.	Josh Freeman, 2007	-40	3,353	3,313
5.	Jonathan Beasley, 2000	499	2,636	3,135
6.	Collin Klein, 2011	1,141	1,918	3,059
7.	Eli Roberson, 2002	1,032	1,580	2,612
8.	Chad May, 1993	-190	2,682	2,492
9.	Chad May, 1994	-172	2,571	2,399
10.	Matt Miller, 1995	309	2,059	2,368

Career

Rk	Player, Years	Rush	Pass	Tot
1.	Josh Freeman, 2006-08	343	8,078	8,421
2.	Eli Roberson, 2000-03	2,818	5,099	7,917
3.	Lynn Dickey, 1968-70	-429	6,208	5,779
4.	Michael Bishop, 1997-98	1,314	4,401	5,715
5.	Jonathan Beasley, 1996-97, 99-2000	965	4,642	5,607
6.	Carl Straw, 1987-90	-104	5,223	5,119
7.	Darren Sproles, 2001-04	4,979	-	4,979
8.	Chad May, 1993-94	-362	5,253	4,891
9.	Darrell Dickey, 1979-82	428	4,098	4,526
10.	Paul Watson, 1988-91	91	3,963	4,054

YARDS PER GAME

Season

Rk	Player, Year	Gms	Yds	YPG
1.	Michael Bishop, 1998	12	3,592	299.3
2.	Josh Freeman, 2008	12	3,349	279.1
3.	Josh Freeman, 2007	12	3,313	276.1
4.	Eli Roberson, 2003	13	3,520	270.8
5.	Jonathan Beasley, 2000	13	3,135	241.2

Career

Rk	Player, Years	Gms	Yds	YPG
1.	Josh Freeman, 2006-08	35	8,421	240.6
2.	Michael Bishop, 1997-98	23	5,715	248.5
3.	Chad May, 1993-94	22	4,891	222.3
4.	Eli Roberson, 2000-03	41	7,917	193.1
5.	Lynn Dickey, 1968-70	31	5,779	186.4

ANNUAL LEADERS

Year	Name	Rush	Pass	Tot
1948	Gerald Hackney	598	12	610
1949	Hi Faubion	605	76	681
1950	Frank Hooper	21	709	730
1951	Lane Brown	4	500	504
1952	Carl Albacker	-120	559	439
1953	Veryl Switzer	558	27	585
1954	Corky Taylor	529	0	529
1955	Doug Roether	272	0	272
1956	Keith Wilson	341	216	557
1957	Ralph Pfeifer	468	0	468
1958	Les Krull	-43	661	618
1959	John Solmos	27	585	612
1960	John Solmos	102	378	480
1961	Joel Searles	252	0	252
1962	Larry Corrigan	115	441	556

1963	Larry Corrigan	634	215	849
1964	Jerry Condit	450	0	450
1965	Vic Castillo	47	734	687
1966	Cornelius Davis	1,028	0	1,028
1967	Bill Nossek	395	1,220	825
1968	Lynn Dickey	154	1,569	1,415
1969	Lynn Dickey	120	2,476	2,356
1970	Lynn Dickey	155	2,163	2,008
1971	Dennis Morrison	53	1,780	1,833
1972	Dennis Morrison	50	1,596	1,546
1973	Steve Grogan	372	1,050	1,422
1974	Steve Grogan	214	834	1,048
1975	Joe Hatcher	46	432	478
1976	Wendell Henrikson	142	1,066	924
1977	Wendell Henrikson	97	882	785
1978	Dan Manucci	4	1,808	1,804
1979	Darrell Dickey	25	895	920
1980	Darrell Dickey	108	1,004	1,112
1981	Darrell Dickey	246	974	1,220
1982	Darrell Dickey	49	1,225	1,274
1983	Stan Weber	279	672	951
1984	Stan Weber	406	602	1,008
1985	John Welch	85	659	574
1986	Randy Williams	28	1,069	1,041
1987	Gary Swin	116	1,304	1,188
1988	Carl Straw	194	1,947	1,753
1989	Carl Straw	52	1,095	1,147
1990	Carl Straw	45	2,156	2,201
1991	Paul Watson	42	2,312	2,354
1992	Jason Smargiasso	2	990	992
1993	Chad May	190	2,682	2,492
1994	Chad May	172	2,571	2,399
1995	Matt Miller	309	2,059	2,368
1996	Brian Kavanagh	170	1,893	1,723
1997	Michael Bishop	556	1,557	2,123
1998	Michael Bishop	748	2,844	3,592
1999	Jonathan Beasley	227	1,805	2,032
2000	Jonathan Beasley	499	2,636	3,135
2001	El Roberson	643	855	1,498
2002	El Roberson	1,032	1,580	2,612
2003	El Roberson	975	2,545	3,520
2004	Dylan Meier	232	1,436	1,668
2005	Allan Evridge	203	1,365	1,568
2006	Josh Freeman	21	1,780	1,759
2007	Josh Freeman	40	3,353	3,313
2008	Josh Freeman	404	2,945	3,349
2009	Grant Gregory	308	1,096	1,404
2010	Carson Coffman	157	2,060	2,217
2011	Collin Klein	1,141	1,918	3,059

ALL-PURPOSE YARDAGE

INDIVIDUAL RECORDS

Most Yards

Game	351, Darren Sproles vs. La.-Lafayette, 9/18/2004
Season	2,735, Darren Sproles (2003)
Career	6,812, Darren Sproles (2001-04)

Most Yards Per Play

Game (min. 10 plays)	27.0, Andre Coleman vs. Missouri, 11/13/93 (10 plays, 270 yards)
Season (min. 50 plays)	22.0, Eugene Goodlow, 1978 (55 plays, 1,208 yards)
Career (min. 175 plays)	18.2, Andre Coleman, 1990-93 (189 plays, 3,443 yards)

Most Yards Per Game

Season:	187.9, Darren Sproles (2004; 11 games, 2,067 yards)
Career:	165.8, Mack Herron (1968-69; 19 games, 3,150 yards)

YARDS PER GAME

Season

Rk	Player, Year	Gms	Yds	YPG
1.	Darren Sproles, 2004	11	2,067	187.9
2.	Darren Sproles, 2003	15	2,735	182.3
3.	Brandon Banks, 2009	12	2,097	174.8
4.	Mack Herron, 1969	9	1,547	171.9
5.	Mack Herron, 1968	10	1,603	160.3

ALL-PURPOSE YARDAGE

Game

Rk	Player, Game	Rush	Rec	PRet	KRet	Total
1.	Darren Sproles vs. La.-Lafayette, 9/18/2004	292	6	25	28	351
	Brandon Banks at Oklahoma, 10/31/2009	0	156	0	195	351
3.	Darren Sproles vs. Oklahoma, 12/6/2003	235	88	-1	23	345
4.	Mack Herron vs. Colorado, 11/22/69	21	171	27	102	321
5.	Tyler Lockett vs. Oklahoma State, 11/5/2011	84	32	6	193	315
6.	Darren Sproles vs. Baylor, 11/1/2003	155	7	20	126	308
7.	Brandon Banks vs. Tennessee Tech, 9/26/2009	1	90	29	183	303
8.	Leon Patton vs. Oklahoma State, 10/7/2006	151	33	0	117	301
	J.J. Smith vs. Rice, 9/17/94	114	46	0	141	301
10.	Darren Sproles vs. Missouri, 11/15/2003	273	12	8	0	293

Season

Rk	Player, Year	Rush	Rec	PRet	KRet	Total
1.	Darren Sproles, 2003	1,986	287	190	272	2,735
2.	Brandon Banks, 2009	110	705	115	1,127	2,097
3.	Darren Sproles, 2004	1,318	223	34	492	2,067
4.	Jordy Nelson, 2007	-7	1,606	264	0	1,863
5.	Darren Sproles, 2002	1,465	99	154	82	1,800
6.	Daniel Thomas, 2010	1,585	171	0	0	1,756
7.	Brandon Banks, 2008	126	1,049	58	498	1,731
8.	Henry Hawthorne, 1970	399	501	116	632	1,648
9.	J.J. Smith, 1994	1,073	275	0	296	1,644
10.	Mack Herron, 1968	309	592	119	583	1,603

Career

Rk	Player, Years	Rush	Rec	PRet	KRet	Total
1.	Darren Sproles, 2001-04	4,979	609	378	846	6,812
2.	Aaron Lockett, 1998-01	69	2,400	845	709	4,023
3.	Brandon Banks, 2008-09	236	1,754	213	1,625	3,828
4.	Andre Coleman, 1990-93	67	1,556	362	1,458	3,443
5.	Daniel Thomas, 2009-10	2,850	428	0	25	3,303
6.	J.J. Smith, 1991-94	2,210	546	0	405	3,161
7.	Mack Herron, 1968-69	815	1,244	175	916	3,150
8.	Isaac Jackson, 1971-73	2,182	229	74	652	3,137
9.	Jordy Nelson, 2005-07	-9	2,822	267	0	3,080
10.	Kevin Lockett, 1993-96	0	3,032	-2	16	3,046

Career

Rk	Player, Years	Gms	Yds	YPG
1.	Mack Herron, 1968-69	19	3,150	165.8
2.	Brandon Banks, 2008-09	24	3,828	159.5
3.	Darren Sproles, 2001-04	45	6,812	151.4
4.	Daniel Thomas, 2009-10	25	3,303	132.1
5.	Tyler Lockett, 2011	9	957	106.3
6.	Henry Hawthorne, 2011	21	2,230	106.2

1969	Mack Herron	202	1,547	7.7
1970	Henry Hawthorne	158	1,648	10.4
1971	Bill Butler	220	1,007	4.6
1972	Don Calhoun	162	974	6.0
1973	Isaac Jackson	252	1,513	6.0
1974	Roscoe Scoby	82	415	5.1
1975	Mike Harris	62	574	9.3
1976	Tony Brown	139	527	3.8
1977	Mack Green	217	980	4.5
1978	Eugene Goodlow	55	1,208	22.0
1979	L.J. Brown	168	813	4.8
1980	L.J. Brown	184	715	3.9
1981	Kilisimasi Tolua	125	637	5.1
1982	Mike Wallace	39	728	18.7
1983	Greg Dafeorde	163	801	4.9
1984	James Witherspoon	63	459	7.3
1985	Gerald Alphin	34	524	15.4
1986	Tony Jordan	218	939	4.3
1987	Tony Jordan	192	828	4.3
1988	Greg Washington	71	930	13.1
1989	Michael Smith	84	947	11.3
1990	Michael Smith	64	944	14.8
1991	Eric Gallon	245	1,349	5.5
1992	Gerald Benton	84	1,083	12.9
1993	Andre Coleman	87	1,581	18.2
1994	J.J. Smith	282	1,644	5.8
1995	Mitch Running	86	1,154	13.4
1996	Mike Lawrence	240	1,321	5.5
1997	Eric Hickson	179	944	5.3
1998	Darnell McDonald	75	1,092	14.6
1999	Quincy Morgan	45	1,051	23.4
2000	Aaron Lockett	79	1,459	18.5
2001	Josh Scobey	253	1,370	5.4
2002	Darren Sproles	265	1,800	6.8
2003	Darren Sproles	360	2,735	7.6
2004	Darren Sproles	303	2,067	6.8
2005	Jermaine Moreira	64	889	13.8
2006	Leon Patton	128	1,056	8.3
2007	Jordy Nelson	130	1,863	14.3
2008	Brandon Banks	97	1,731	17.8
2009	Brandon Banks	123	2,097	17.1
2010	Daniel Thomas	325	1,756	5.4
2011	John Hubert	240	1,158	4.8

CAREER 2,000 ALL-PURPOSE YDS

Rk	Player, Years	Tot
1.	Darren Sproles, 2001-04	6,812
2.	Aaron Lockett, 1998-2001	4,023
3.	Brandon Banks, 2008-09	3,828
4.	Andre Coleman, 1990-93	3,443
5.	Daniel Thomas, 2009-10	3,303
6.	J.J. Smith, 1991-94	3,161
7.	Mack Herron, 1968-69	3,150
8.	Isaac Jackson, 1971-73	3,137
9.	Jordy Nelson, 2005-07	3,080
10.	Kevin Lockett, 1993-96	3,046
11.	Eric Hickson, 1994-98	3,025
12.	Michael Smith, 1988-91	3,003
13.	Mike Lawrence, 1994-97	2,984
14.	David Allen, 1997-2000	2,840
15.	El Roberson, 2000-03	2,818
16.	Eric Gallon, 1989, 91-92	2,476
17.	Mitch Running, 1992-95	2,472
18.	Jermaine Moreira, 2003-06	2,421
19.	Quincy Morgan, 1999-2000	2,388
20.	Yamon Figurs, 2004-06	2,275
21.	Henry Hawthorne, 1969-70	2,230
22.	Cornelius Davis, 1966-68	2,209
23.	Josh Scobey, 2000-01	2,117

ANNUAL LEADERS

Year	Player	Plays	Yds	Avg
1968	Mack Herron	141	1,603	11.4

SCORING TEAM RECORDS

Most Points

Quarter	35, vs. Missouri (1st Quarter), 11/20/99
	34, vs. Ball State (1st Quarter), 9/16/2000
	34, vs. Northern Illinois (2nd Quarter), 9/12/98
Half	59, vs. Northern Illinois (1st Half), 9/12/98
Game	76, vs. Ball State, 9/16/2000
Season	582 (2002 - 13 games)
	576 (1998 - 12 games)
	437 (2010 - 13 games)

Fewest Points

Game	0, many times
	Last time: at Colorado, 11/16/96
Season	39 (1962 - 10 games)

Most Points Per Game

Season	48.0 (1998 - 12 games)
	44.8 (2002 - 13 games)

Fewest Points Per Game

Season	3.9 (1962 - 10 games)
--------	-----------------------

Team Single-Game Most Points

Rk	Game	Pts
1.	vs. Ball State, 9/16/2000	76
2.	vs. Drury, 10/17/1910	75
3.	vs. Northern Illinois, 9/12/98	73
4.	vs. Wichita State, 11/20/1909	71
5.	vs. Louisiana-Monroe, 9/7/2002	68
6.	vs. Akron, 9/23/95	67
7.	vs. Missouri, 11/20/99	66
	vs. Indiana State, 9/5/98	66
9.	at Kansas, 11/2/2002	64
	vs. New Mexico State, 9/22/2001	64

Other Times Hitting 60 or More Points

Rk	Game	Pts
11.	vs. Eastern Illinois, 9/14/2002	63
12.	vs. Louisiana-Monroe, 9/26/98	62
	vs. Texas A&M, 10/17/2009	62
14.	vs. Washington U. (St. Louis), 10/20/17	61
	vs. Missouri State, 9/15/2007	61
16.	vs. Southwestern, 10/23/1909	60
	vs. Haskell Institute, 11/17/1905	60

Team Single-Season Points Per Game

Rk	Year	Gm	Pts	PPG
1.	1998	12	576	48.0
2.	2002	13	582	44.8
3.	2000	13	514	39.5
4.	1999	11	433	39.4
5.	2003	15	549	36.6
6.	2007	12	422	35.2
7.	1995	11	386	35.1
8.	2008	12	419	34.9
9.	2010	13	437	33.6
10.	1997	12	362	32.9

Most Touchdowns

Game	11, vs. Ball State, 9/16/2000
Season	79 (2002 - 13 games)

Fewest Touchdowns

Game	0, Last time: vs. Nebraska, 10/14/2006
Season	6 (1962 - 10 games)

Most Extra-Point Kicks Made

Game	9, vs. Missouri, 11/20/99
Season	70 (1998 - 12 games)
	67 (2003 - 15 games)
	65 (2002 - 13 games)
	53 (2010 - 13 games)

Fewest Extra-Point Kicks Made

Game	0, Last time: vs. Nebraska, 11/21/2009
Season	3 (1962 - 10 games)

Most Extra-Point Kick Attempts

Game	10, vs. Louisiana-Monroe, 9/7/2002
	10, vs. Ball State, 9/16/2000
Season	74 (2002 - 13 games)
	71 (1998 - 12 games)
	54 (2010 - 13 games)

Fewest Extra-Point Kick Attempts

Game	0, many times
	Last time: vs. Nebraska, 11/21/2009
Season	n/a

Best Extra-Point Kick Percentage

Season	1.000 (2006 - 12 games)
	(33-for-33)
	1.000 (1996 - 11 games)
	(43-for-43)

Most Two-Point Conversions

Game	2, vs. Oklahoma, 11/11/89
	2, vs. Iowa State, 10/21/72
Season	6 (1989 - 11 games)

Most Field Goals Made

Game	5, vs. Texas, 10/2/99
Season	22 (1998 - 12 games)
	22 (2007 - 12 games)
	19 (1999 - 11 games)
	19 (1997 - 11 games)

Fewest Field Goals Made

Game	0, many times
	Last time: vs. Arkansas, 1/6/2012
Season	0, many times
	Last time: 1962 - 10 games

Most Field Goal Attempts

Game	6, vs. Kansas, 10/31/98
Season	31 (1998 - 12 games)
	28 (2007 - 12 games)
	24 (1999 - 11 games)

Fewest Field Goal Attempts

Game	0, many times
	Last time: vs. Syracuse, 12/30/2010
Season	5 (1972 - 11 games)

Best Field Goal Percentage

Game (min. 5 attempts)	1.000, vs. Texas, 10/2/99
	(5-for-5)
Season (min. 20 attempts)	.950 (1997 - 11 games)
	(19-for-20)

Lowest Field Goal Percentage

Game	n/a
Season	.125 (1978 - 11 games)
	(1-for-8)

INDIVIDUAL RECORDS

Most Points

Game	30, Collin Klein vs. Texas A&M, 11/12/2011
	30, Jonathan Beasley vs. North Texas, 9/23/2000
Season	162, Collin Klein (2011)
Career	349, Martin Gramatica (1994-95, 97-98)

Most Touchdowns

Game	5, Collin Klein vs. Texas A&M, 11/12/2011
	5, Jonathan Beasley vs. North Texas, 9/23/2000
Season	27, Collin Klein (2011)
Career	48, Darren Sproles (2001-2004)

Most Extra-Point Kicks Made

Game	9, Jamie Rheem vs. Missouri, 10/20/99
	9, Martin Gramatica vs. Indiana State, 9/5/98
Season	69, Martin Gramatica (1998)
Career	187, Martin Gramatica (1994-95, 97-98)

Most Extra-Point Attempts

Game	9, Jamie Rheem vs. Missouri, 10/20/99
	9, Martin Gramatica vs. Indiana State, 9/5/98
Season	69, Martin Gramatica (1998)
Career	192, Martin Gramatica (1994-95, 97-98)

Best Extra-Point Kick Percentage

Game	1.000, Jamie Rheem vs. Missouri, 10/20/99 (9-for-9)
	1.000, Martin Gramatica vs. Indiana State, 9/5/98 (9-for-9)
Season	1.000, Martin Gramatica, 1998 (69-for-69)
	1.000, Josh Cherry, 2010 (47-for-47)
	1.000, Jamie Rheem, 1996 (43-for-43)
	1.000, Jeff Snodgrass, 2006 (32-for-32)
	1.000, Steve Willis, 1984 (21-for-21)
	1.000, Steve Willis, 1982 (21-for-21)
	1.000, Bill Sinovic, 1976 (20-for-20)
Career	.978, Jamie Rheem (1996-97, 99-2000)
	(135-for-138)
	.974, Martin Gramatica (1994-95, 97-98)
	(187-for-192)
	.974, Steve Willis (1981-84)
	(76-for-78)

Consecutive Extra Points Made

Season	69, Martin Gramatica (1998)
Career	82, Martin Gramatica (1997-98)

Two-Point Conversions Made

Game	1, many times
	Last time: Daniel Thomas to Andre McDonald at Colorado, 11/20/2010
Season	3, Al Jones (1989)
Career	4, Eli Roberson (2000-03)
	4, John Liebe (1976-77, 79-80)

Most Defensive Extra-Points (NCAA Rule Began in 1988)

Game	1, four times
	Nigel Malone vs. Arkansas, 1/6/2012
	(68-yard blocked kick return)
	Terence Newman vs. USC, 9/21/2002
	(90-yard blocked kick return)
	Chris Canty vs. Oklahoma, 10/29/94
	(98-yard interception return)
	William Price vs. Indiana State, 9/7/91
	(100-yard interception return)

Most Field Goals

Game	5, Jamie Rheem vs. Texas, 10/2/99
Season	22, Martin Gramatica (1998), Brooks Rossman (2007)
Career	54, Martin Gramatica (1994-95, 97-98)

Most Field Goal Attempts

Game	6, Martin Gramatica vs. Kansas, 10/31/98
Season	31, Martin Gramatica (1998)
Career	70, Martin Gramatica (1994-95, 97-98)

Highest Field Goal Percentage

Game	1.000, many times
	Best perfect game: Jamie Rheem (5-for-5 vs. Texas, 10/2/99)
Season	.950, Martin Gramatica (1997)
	(19-for-20)
Career	.796, Jamie Rheem (1996-97, 99-00)
	(39-for-49)

Consecutive Field Goals Made

Season	15, Jamie Rheem (10/2/99 - 11/13/99)
Career	15, Jamie Rheem (1996-97, 99-2000)
	(10/2/99 - 11/13/99)

Most Kick Scoring

Game	18, Martin Gramatica vs. Kansas, 10/31/98
Season	135, Martin Gramatica (1998)
Career	349, Martin Gramatica (1994-95, 97-98)

POINTS

Game

Rk	Player, Game	Pts (How)
1.	Collin Klein vs. Texas A&M, 11/12/2011	30 (5 TDs)
	Jonathan Beasley vs. North Texas, 9/23/2000	30 (5 TDs)
3.	Ralph Graham vs. Kansas Wesleyan, 10/7/32	28 (4 TDs/4 extra points)
4.	Collin Klein vs. Kansas, 10/22/2011	24 (4 TDs)
	Daniel Thomas vs. Texas A&M, 10/17/2009	24 (4 TDs)
	Josh Freeman at Texas A&M, 10/11/2008	24 (4 TDs)
	Allen Webb vs. Nebraska, 10/23/2004	24 (4 TDs)
	Josh Scobey vs. New Mexico State, 9/22/2001	24 (4 TDs)
	Josh Scobey vs. Iowa State, 11/4/2000	24 (4 TDs)
	Jonathan Beasley vs. Kansas, 10/7/2000	24 (4 TDs)
	Pat Jackson vs. New Mexico State, 9/15/90	24 (4 TDs)
	Bill Butler vs. Oklahoma, 10/23/71	24 (4 TDs)
	Mack Herron vs. Missouri, 11/1/69	24 (4 TDs)
	Ralph Graham vs. KSTC-Emporia, 9/30/33	24 (4 TDs)
	Ralph Graham vs. Wichita State, 9/24/31	24 (4 TDs)

Season

Rk	Player, Year	TD	FG	XP	Pts
1.	Collin Klein, 2011	27	—	—	162
2.	Martin Gramatica, 1998	—	22/31	69/69	135
3.	Mack Herron, 1969	21	—	—	126
4.	Daniel Thomas, 2010	19	—	1	116
5.	Darren Sproles, 2003	19	—	—	114
6.	Brooks Rossman, 2007	0	22/28	44/46	110
7.	Darren Sproles, 2002	17	—	1/1	104
8.	Jonathan Beasley, 2000	17	—	1/1	104
9.	Joe Rheem, 2003	0	12/17	67/68	103
10.	Jamie Rheem, 2000	—	17/20	49/50	100

Season By Class

Senior

Rk	Player, Year	Pts
1.	Martin Gramatica, 1998	135
2.	Mack Herron, 1969	126
3.	Daniel Thomas, 2010	116
4.	Jonathan Beasley, 2000	104
5.	Jamie Rheem, 2000	100

Junior

Rk	Player, Year	Pts
1.	Collin Klein, 2011	162
2.	Darren Sproles, 2003	114
3.	Brooks Rossman, 2007	110
4.	Joe Rheem, 2003	103
5.	Anthony Cantele, 2011	99

Sophomore

Rk	Player, Year	Pts
1.	Darren Sproles, 2002	104
2.	Martin Gramatica, 1995	64
3.	Steve Willis, 1982	60
4.	Ell Roberson, 2001	56
5.	Jordy Nelson, 2005	54

Freshman

Rk	Player, Year	Pts
1.	Martin Gramatica, 1994	56
2.	Jamie Rheem, 1996	55
3.	Tate Wright, 1990	53
4.	Leon Patton, 2006	42
5.	Aaron Lockett, 1998	36

Career

Rk	Player, Year	Pts (How)
1.	Martin Gramatica, 1994-95, 97-98	349 (54/70 FG, 187/192 XP)
2.	Darren Sproles, 2001-04	292 (2 XP, 48 TDs)
3.	Joe Rheem, 2001-04	291 (38/50 FG, 173/183 XP)
4.	Jamie Rheem, 1996-97, 99-2000	252 (39/49 FG, 135/138 XP)
5.	Ell Roberson, 2000-03	248 (4 XP, 40 TDs)
6.	Collin Klein, 2009-11	204 (34 TDs)
7.	Tate Wright, 1990-93	196 (31/51 FG, 103/113 XP)
	Ralph Graham, 1931-33	196 (13 XP, 31 TDs)
9.	Mack Herron, 1968-69	188 (1 XP, 31 TDs)
10.	Steve Willis, 1981-84	187 (37/58 FG, 76/78 XP)

TOUCHDOWNS

Game

Rk	Player, Game	TDs
1.	Collin Klein vs. Texas A&M, 11/12/2011	5
	Jonathan Beasley vs. North Texas, 9/23/2000	5
3.	Collin Klein vs. Kansas, 10/22/2011	5
	Daniel Thomas vs. Texas A&M, 10/17/2009	4
	Josh Freeman at Texas A&M, 10/11/2008	4
	Allen Webb vs. Nebraska, 10/23/2004	4
	Josh Scobey vs. New Mexico State, 9/22/2001	4
	Josh Scobey vs. Iowa State, 11/4/2000	4
	Jonathan Beasley vs. Kansas, 10/7/2000	4
	Pat Jackson vs. New Mexico State, 9/15/90	4
	Bill Butler vs. Oklahoma, 10/23/71	4
	Mack Herron vs. Missouri, 11/1/69	4
	Ralph Graham vs. KSTC-Emporia, 9/30/33	4
	Ralph Graham vs. Kansas Wesleyan, 10/7/32	4
	Ralph Graham vs. Wichita State, 9/24/31	4

Season

Rk	Player, Year	TDrn	TDrc	TDrt	Tot
1.	Collin Klein, 2011	27	—	—	27
2.	Mack Herron, 1969	20	1	—	21
3.	Daniel Thomas, 2010	19	—	—	19
	Darren Sproles, 2003	16	2	1	19
5.	Darren Sproles, 2002	17	—	—	17
	Jonathan Beasley, 2000	17	—	—	17
7.	Ell Roberson, 2002	16	—	—	16
	Josh Scobey, 2000	16	—	—	16
	Bill Butler, 1971	14	2	—	16
10.	Ell Roberson, 2003	15	—	—	15
	Josh Scobey, 2001	15	—	—	15

Career

Rk	Player, Years	TDrn	TDrc	TDrt	Tot
1.	Darren Sproles, 2001-04	45	2	1	48
2.	Ell Roberson, 2000-03	40	—	—	40
3.	Collin Klein, 2009-11	27	6	—	34
4.	Josh Scobey, 2000-01	31	—	—	31
	Mack Herron, 1968-69	23	5	3	31
6.	Daniel Thomas, 2009-10	30	—	—	30
7.	Eric Hickson, 1994-95, 97-98	26	2	—	28
8.	Jonathan Beasley, 1996-97, 99-2000	26	—	—	26
	Kevin Lockett, 1993-96	—	26	—	26
10.	J.J. Smith, 1991-94	22	3	—	25

EXTRA POINT KICKS MADE

Game


Rk	Player, Game	XP	XPA
1.	Brooks Rossman vs. Montana State, 9/6/2008	9	9
	Jamie Rheem vs. Missouri, 11/20/99	9	9
	Martin Gramatica vs. Indiana St., 9/5/98	9	9
4.	Anthony Cantele at Kansas, 10/22/2011	8	8
	Josh Cherry at Kansas, 10/14/2010	8	8
	Josh Cherry vs. Texas A&M, 10/17/2009	8	8
	Brooks Rossman vs. Missouri State, 9/15/2007	8	8
	Joe Rheem vs. Kansas, 11/2/2002	8	8
	Jamie Rheem vs. Iowa State, 11/4/2000	8	8
	Jamie Rheem vs. Indiana State, 9/7/96	8	8
10.	Joe Rheem vs. McNeese St., 9/15/2003	7	7
	Joe Rheem vs. Nebraska, 11/16/2002	7	7
	Jamie Rheem vs. No. Texas, 9/23/2000	7	7
	Martin Gramatica vs. No. Illinois, 9/12/98	7	7
	Martin Gramatica vs. Bowl, Green, 9/27/97	7	7
	Martin Gramatica vs. Oklahoma, 11/4/95	7	7
	Martin Gramatica vs. Iowa St., 11/11/95	7	7
	Ross Estes vs. Baker, 9/16/50	—	—
	Ross Estes vs. Fort Hays State, 9/24/49	7	—

Season

Rk	Player, Year	XP	XPA
1.	Martin Gramatica, 1998	69	69
2.	Joe Rheem, 2003	67	68
3.	Joe Rheem, 2002	53	58
4.	Brooks Rossman, 2008	54	55
5.	Jamie Rheem, 2000	49	50
6.	Anthony Cantele, 2011	48	49
	Josh Cherry, 2010	47	47
8.	Brooks Rossman, 2007	44	46
9.	Jamie Rheem, 1996	43	43
	Martin Gramatica, 1995	43	46

Career

Rk	Player, Years	XP	XPA
1.	Martin Gramatica, 1994-95, 97-98	187	192
2.	Joe Rheem, 2001-04	177	187
3.	Jamie Rheem, 1996-97, 99-2000	135	138
4.	Tate Wright, 1990-93	103	113
5.	Brooks Rossman, 2007-08	98	101
6.	Steve Willis, 1981-84	76	78
	Josh Cherry, 2007-10	76	79
8.	Max Arreguin, 1968-70	64	72
9.	Anthony Cantele, 2010-11	54	55
10.	Jeff Snodgrass, 2004-06	53	55



Martin Gramatica

EXTRA POINT KICKS ATTEMPTS

Game			
Rk	Player, Game	XP	XPA
1.	Brooks Rossman vs. Montana State, 9/6/2008	9	9
	Jamie Rheem vs. Missouri, 11/20/99	9	9
	Martin Gramatica vs. Indiana St., 9/5/98	9	9
4.	Anthony Cantele vs. Kansas, 10/22/2011	8	8
	Josh Cherry vs. Kansas, 10/14/2010	8	8
	Josh Cherry vs. Texas A&M, 10/17/2009	8	8
	Brooks Rossman vs. Missouri State, 9/15/2007	8	8
	Joe Rheem vs. Kansas, 11/2/2002	8	8
	Jamie Rheem vs. Iowa State, 11/4/2000	8	8
	Jamie Rheem vs. Indiana State, 9/7/96	8	8

Season

Rk	Player, Year	XP	XPA
1.	Martin Gramatica, 1998	69	69
2.	Joe Rheem, 2003	67	68
3.	Joe Rheem, 2002	53	58
4.	Brooks Rossman, 2008	54	55
5.	Jamie Rheem, 2000	49	50
6.	Anthony Cantele, 2011	48	49
7.	Josh Cherry, 2010	47	47
8.	Brooks Rossman, 2007	44	46
9.	Jamie Rheem, 1996	43	43
10.	Martin Gramatica, 1995	43	46

Career

Rk	Player, Years	XP	XPA
1.	Martin Gramatica, 1994-95, 97-98	187	192
2.	Joe Rheem, 2001-04	177	187
3.	Jamie Rheem, 1996-97, 99-2000	135	138
4.	Tate Wright, 1990-93	103	113
5.	Brooks Rossman, 2007-08	98	101
6.	Josh Cherry, 2007-10	76	79
7.	Steve Willis, 1981-84	76	78
8.	Max Arreguin, 1968-70	64	72
9.	Anthony Cantele, 2010-11	54	56
10.	Jeff Snodgrass, 2004-06	53	55

FIELD GOALS MADE

Game


Rk	Player, Game	FG	FGA
1.	Jamie Rheem vs. Texas, 10/2/99	5	5
	(Made from 22, 23, 32, 27, 20)		
2.	Josh Cherry vs. Missouri, 11/14/2009	4	4
	Joe Rheem vs. La.-Lafayette, 9/18/2004	4	4
	Jamie Rheem vs. Utah State, 10/16/99	4	4
	Brooks Rossman vs. Colorado, 10/13/2007	4	5
	Martin Gramatica vs. Texas A&M, 12/5/98	4	5
	Martin Gramatica vs. Kansas, 10/31/98	4	6
8.	Several tied with	3	3
	Last time: Anthony Cantele vs. Iowa State (3-3), 12/3/2011		

Season

Rk	Player, Year	FG	FGA
1.	Brooks Rossman, 2007	22	28
	Martin Gramatica, 1998	22	31
3.	Martin Gramatica, 1997	19	20
	Jamie Rheem, 1999	18	21
5.	Anthony Cantele, 2011	17	23
	Jeff Snodgrass, 2006	17	24
	Jamie Rheem, 2000	17	20
8.	Joe Rheem, 2004	13	15
	Steve Willis, 1982	13	20
10.	Josh Cherry, 2009	12	20
	Joe Rheem, 2003	12	17

Career

Rk	Player, Years	FG	FGA
1.	Martin Gramatica, 1994-95, 97-98	54	70
2.	Jamie Rheem, 1996-97, 99-2000	39	49
3.	Joe Rheem, 2001-04	38	50
4.	Mark Porter, 1985-88	37	54
	Steve Willis, 1981-84	37	58
6.	Brooks Rossman, 2007-08	31	40
	Tate Wright, 1990-93	31	51



Joe Rheem

8.	Jeff Snodgrass, 2004-06	27	40
9.	Josh Cherry, 2007-09	19	29
10.	Anthony Cantele, 2010-11	18	25

50-Yard Field Goals Made

Rk	Player, Game	Long
1.	Martin Gramatica vs. No. Illinois, 9/12/98	65#
2.	Mark Porter vs. Nebraska, 10/22/88	61
3.	Bill Sinovic vs. Brigham Young, 9/11/76	58
4.	Jeff Snodgrass vs. North Texas, 9/24/2005	57
	Jamie Rheem vs. Utah State, 10/16/99	57
6.	Martin Gramatica vs. Indiana State, 9/5/98	55
	Martin Gramatica vs. Ohio, 9/13/97	55
8.	Anthony Cantele vs. Oklahoma, 10/29/2011	54
9.	Brooks Rossman at Colorado, 10/18/2008	53
	Jeff Snodgrass vs. Nebraska, 10/14/2006	53
	Mark Porter vs. Oklahoma, 10/15/88	53
	Max Arreguin vs. Iowa State, 10/18/69	53
13.	Brooks Rossman vs. Colorado, 10/13/2007	52
	Jeff Snodgrass vs. Illinois State, 9/2/2006	52
	Joe Rheem vs. Colorado, 11/13/2004	52
	Martin Gramatica vs. Colorado, 11/15/97	52
	Martin Gramatica vs. Ohio, 9/13/97	52
	Steve Willis vs. Oklahoma State, 11/3/84	52
19.	Jeff Snodgrass vs. Texas, 11/11/2006	51
	Jeff Snodgrass vs. Colorado, 10/29/2005	51
	Joe Rheem vs. Iowa State, 11/20/2004	51
	Jamie Rheem vs. Nebraska, 10/5/96	51
	Mark Porter vs. Oklahoma State, 11/9/85	51
24.	Tate Wright vs. Kansas, 10/9/93	50
	Mark Porter vs. Colorado, 11/22/86	50
	Max Arreguin vs. Nebraska, 11/9/68	50

#Longest kick in NCAA history without use of tee

FIELD GOAL ATTEMPTS

Game

Rk	Player, Game	FG	FGA
1.	Martin Gramatica vs. Kansas, 10/31/98	4	6
2.	Jamie Rheem vs. Texas, 10/2/99	5	5
	Brooks Rossman vs. Colorado, 10/13/2007	4	5
	Martin Gramatica vs. Texas A&M, 12/5/98	4	5
	Brooks Rossman vs. Baylor, 10/28/2007	3	5
	Tate Wright vs. Oklahoma State, 11/23/91	3	5

Season

Rk	Player, Year	FG	FGA
1.	Martin Gramatica, 1998	22	31
	Brooks Rossman, 2007	22	28
3.	Jamie Rheem, 1999	18	21
4.	Jeff Snodgrass, 2006	17	24
5.	Anthony Cantele, 2011	17	23
6.	Josh Cherry, 2009	12	20
	Jamie Rheem, 2000	17	20
	Martin Gramatica, 1997	19	20
	Steve Willis, 1982	13	20
10.	Joe Rheem, 2003	12	17

Career

Rk	Player, Years	FG	FGA
1.	Martin Gramatica, 1994-95, 97-98	54	70
2.	Steve Willis, 1981-84	37	58
3.	Mark Porter, 1985-88	37	54
4.	Tate Wright, 1990-93	31	51
5.	Joe Rheem, 2001-04	38	50
6.	Jamie Rheem, 1996-97, 99-2000	39	49
7.	Brooks Rossman, 2007-08	31	40
8.	Jeff Snodgrass, 2004-06	27	40
9.	Max Arreguin, 1968-70	16	33
10.	Josh Cherry, 2007-10	19	29

FIELD GOAL PERCENTAGE

Season (Minimum 10 attempts)

Rk	Player, Year	FG	FGA	Pct
1.	Martin Gramatica, 1997	19	20	.950
2.	Jamie Rheem, 1999	18	21	.857
3.	Joe Rheem, 2004	13	15	.867
4.	Jamie Rheem, 2000	17	20	.850
5.	Brooks Rossman, 2007	22	28	.786

Career (Minimum 20 attempts)

Rk	Player, Years	FG	FGA	Pct
1.	Jamie Rheem, 1996-97, 99-2000	39	49	.796
2.	Brooks Rossman, 2007-08	31	40	.775
3.	Martin Gramatica, 1994-95, 97-98	54	70	.771
4.	Joe Rheem, 2001-04	38	50	.760
5.	Anthony Cantele, 2010-11	18	25	.720

KICK SCORING

Game

Rk	Player, Game	Pts (How)
1.	Martin Gramatica vs. Kansas, 10/31/98	18 (4/6 FG, 6/6 XP)
2.	Brooks Rossman vs. Colorado, 10/13/2007	17 (4/5 FG, 5/5 XP)
	Jamie Rheem vs. Texas, 10/2/99	17 (5/5 FG, 2/2 XP)
4.	Joe Rheem vs. La.-Lafayette, 9/18/2004	16 (4/4 FG, 4/4 XP)
	Jamie Rheem vs. Utah State, 10/16/99	16 (4/4 FG, 4/4 XP)
	Martin Gramatica vs. No. Illinois, 9/12/98	16 (3/3 FG, 7/7 XP)
	Martin Gramatica vs. Bowling Green, 9/27/97	16 (3/3 FG, 7/7 XP)

ANNUAL SCORING LEADERS

Year	Name	TD	PAT	FG	Pts
1948	Two with 18 points	-	-	-	18
1949	Hi Faubion	7	0	0	42
1950	Ted Maupin	3	0	0	18
1951	Lane Brown	1	7	0	13
1952	Jack McShulskis	3	0	0	18
1953	Veryl Switzer	8	1	0	49
1954	Corky Taylor	8	0	0	48
1955	Ralph Pfeifer	6	0	0	36
1956	Gene Keady	7	1	0	43
1957	Ralph Pfeifer	4	0	0	24
1958	Ben Grosse	3	8	5	41
1959	Dale Evans	4	0	0	24
1960	Ron Blaylock	2	9	1	24
1961	Ron McDonald	2	0	0	12
1962	Willis Crenshaw	2	0	0	12
1963	Ralph McFillen	3	2	0	20
1964	Jerry Condit	4	0	0	24
1965	Henry Howard	2	0	0	12
1966	Cornelius Davis	6	0	0	36
1967	Cornelius Davis	9	0	0	54
1968	Mack Herron	10	2	0	62
1969	Mack Herron	21	0	0	126
1970	Henry Hawthorne	9	0	0	54
1971	Bill Butler	16	0	0	96
1972	Isaac Jackson	6	2	0	38
1973	Isaac Jackson	10	0	0	60
1974	David Cheves	0	17	6	35
1975	Bill Sinovic	0	9	6	27
1976	Tony Brown	7	0	0	42
1977	Paul Coffman	3	2	0	20
1978	Roosevelt Duncan	8	0	0	48
1979	L.J. Brown	5	0	0	30
1980	L.J. Brown	7	0	0	42
1981	Mark Hundley	6	0	0	36
1982	Steve Willis	0	21	13	60
1983	Steve Willis	0	19	7	40
1984	Steve Willis	0	21	10	51
1985	Mark Porter	0	6	7	27
1986	Mark Porter	0	11	11	44
1987	Mark Porter	0	13	8	37
1988	Greg Washington	9	0	0	54
1989	David Kruger	0	5	7	26
1990	Pat Jackson	9	0	0	54
1991	Eric Gallon	9	0	0	54
1992	Jason Smargiasso	8	0	0	48
1993	J.J. Smith	12	0	0	72
1994	J.J. Smith	11	0	0	66
1995	Kevin Lockett	13	0	0	78
1996	Mike Lawrence	10	0	0	60
1997	Martin Gramatica	0	37	19	94
1998	Martin Gramatica	0	69	22	135
1999	Jamie Rheem	0	41	18	95
2000	Jonathan Beasley	17	1	0	104
2001	Josh Scobey	15	0	0	90
2002	Darren Sproles	17	1	0	104
2003	Darren Sproles	19	0	0	114
2004	Joe Rheem	0	37	13	76
2005	Jordy Nelson	9	0	0	54
2006	Jeff Snodgrass	0	32	17	83
2007	Brooks Rossman	0	44	22	110
2008	Josh Freeman	14	1	0	86
2009	Daniel Thomas	11	0	0	66
2010	Daniel Thomas	19	1	0	116
2011	Collin Klein	27	0	0	162

**PUNTING
TEAM RECORDS**

Most Punts

Game	16, many times
Season	84 (1992 - 11 games)

Fewest Punts

Game	0, Many Times; Last: vs. Tennessee Tech, 9/26/2009
Season	31 (1998 - 12 games)

Most Yards

Game	Not available
Season	3,658 (1992 - 11 games) (84 punts)

Fewest Yards

Game	0, vs. Tennessee Tech, 9/26/2009
Season	1,315 (1998 - 12 games) (31 punts)

Highest Average

Game	60.3, vs. Texas, 9/19/98 (4 punts for 241 yards)
------	---

Highest Average Per Game

Season	44.5 (2007 - 12 games) (58 punts for 2,583 yards)
--------	--

Lowest Average Per Game

Season	31.2 (1987 - 11 games) (74 punts for 2,309 yards)
--------	--

INDIVIDUAL RECORDS

Most Punts

Game	12, four times Sean Snyder vs. Colorado, 10/24/92 Bob Coble vs. Missouri, 10/26/68 John Drew vs. Missouri, 11/18/61 George Carter vs. Missouri, 11/17/51
Season	83, Don Birdsey (1977)
Career	283, Don Birdsey (1977-80)

Most Yards

Game	Not available
Season	3,572, Sean Snyder (1992)
Career	11,422, Don Birdsey (1977-80)

Highest Average

Game	60.3, James Garcia vs. Texas, 9/19/98 (4 punts for 241 yards)
Season	44.65, Sean Snyder (1992)
Career	43.18, James Garcia (1995-98)

ATTEMPTS

Season

Rk	Player, Year	Att	Yds
1.	Don Birdsey, 1977	83	3,267
2.	Sean Snyder, 1992	80	3,572
3.	Troy Faunce, 1986	79	3,099
4.	Bill Sinovic, 1975	78	3,110
5.	Bob Coble, 1968	77	3,251
6.	Troy Faunce, 1985	74	3,127
	Bill Sinovic, 1976	74	2,756
	Joe Brandt, 1972	74	2,951
	Bob Ballard, 1965	74	2,927
10.	Don Birdsey, 1980	72	2,991


Career

Rk	Player, Years	Att	Yds
1.	Don Birdsey, 1977-80	283	11,422
2.	Scott Fulhage, 1981-84	254	10,284
3.	Tim Reyer, 2004-07	220	9,295
4.	Bob Coble, 1966-68	209	8,770
5.	James Garcia, 1995-98	167	7,211
6.	Ryan Doerr, 2009-11	162	6,653
7.	Joe Brandt, 1970-72	159	6,097
8.	Troy Faunce, 1985-86	153	6,226
9.	Bill Sinovic, 1975-76	152	5,866
10.	Travis Brown, 1999-2002	135	5,352
	Sean Snyder, 1991-92	135	5,800

YARDAGE

Season

Rk	Player, Year	Att	Yds
1.	Sean Snyder, 1992	80	3,572
2.	Don Birdsey, 1977	83	3,267
3.	Bob Coble, 1968	77	3,251
4.	Troy Faunce, 1985	74	3,127
5.	Bill Sinovic, 1975	78	3,110
6.	Troy Faunce, 1986	79	3,099
7.	Don Birdsey, 1980	72	2,991
8.	Joe Brandt, 1972	74	2,951
9.	Bob Ballard, 1965	74	2,927
10.	Bob Coble, 1966	70	2,920



Sean Snyder

Career

Rk	Player, Years	Att	Yds
1.	Don Birdsey, 1977-80	283	11,422
2.	Scott Fulhage, 1981-84	254	10,284
3.	Tim Reyer, 2004-07	220	9,295
4.	Bob Coble, 1966-68	209	8,770
5.	James Garcia, 1995-98	167	7,211
6.	Ryan Doerr, 2009-11	162	6,653
7.	Troy Faunce, 1985-86	153	6,226
8.	Joe Brandt, 1970-72	159	6,097
9.	Bill Sinovic, 1975-76	152	5,866
10.	Sean Snyder, 1991-92	135	5,800

AVERAGE

Game (min. 4 attempts)

Rk	Player, Game	Avg.
1.	James Garcia vs. Texas, 9/19/98 (4 punts for 241 yards)	60.3
2.	James Garcia vs. Rice, 9/21/96 (4 punts for 211 yards)	52.8
3.	Doug Dusenbury vs. New Mexico, 11/28/63 (6 punts for 317 yards)	52.8
4.	Sean Snyder vs. Colorado, 10/24/92 (12 punts for 630 yards)	52.5

Season (min. 25 attempts)

Rk	Player, Year	Att	Yds	Avg.
1.	Sean Snyder, 1992	80	3,572	44.65
2.	Tim Reyer, 2007	58	2,583	44.50
3.	James Garcia, 1996	51	2,260	44.31
4.	James Garcia, 1997	47	2,054	43.70
5.	Doug Dusenbury, 1964	61	2,646	43.38
6.	James Garcia, 1998	30	1,279	42.63
7.	Tim Reyer, 2004	36	1,526	42.39
8.	Troy Faunce, 1985	74	3,127	42.26
9.	Bob Coble, 1968	77	3,251	42.22
10.	Tim Reyer, 2006	61	2,566	42.07

Career (min. 75 attempts)

Rk	Player, Years	Att	Yds	Avg.
1.	James Garcia, 1995-98	167	7,211	43.18
2.	Sean Snyder, 1991-92	135	5,800	42.96
3.	Tim Reyer, 2004-07	220	9,295	42.20
4.	Doug Dusenbury, 1962-64	124	5,228	42.16
5.	Bob Coble, 1966-68	209	8,770	41.96
6.	Ryan Doerr, 2009-10	95	3,920	41.30
7.	Jared Brite, 2000-03	90	3,710	41.22
8.	Ryan Doerr, 2009-11	162	6,653	41.07
9.	Troy Faunce, 1985-86	153	6,226	40.69
10.	Scott Fulhage, 1981-84	254	10,254	40.49

ANNUAL LEADERS

Year	Player	ATT	YDS	AVG
1948	Harold Bryan	54	1,858	34.4
1949	Galen Christiansen	35	1,216	34.7
1950	Ross Estes	66	2,539	38.4
1951	George Carter	69	2,686	38.9
1952	Bill Keeler	41	1,549	37.7
1953	Bernie Dudley	17	575	33.8
1954	Corky Taylor	20	736	36.8
1955	Bob Whitehead	38	1,358	35.7
1956	Kenny Nesmith	34	1,286	37.8
1957	Keith Wilson	28	970	34.6
1958	Terry Lee	36	1,300	36.1
1959	John Solmes	23	890	38.7
1960	John Solmes	32	1,196	37.4
1961	John Drew	58	1,962	33.8
1962	Bob Ballard	58	2,005	34.6
1963	Doug Dusenbury	53	2,165	40.8
1964	Doug Dusenbury	61	2,646	43.4
1965	Bob Ballard	74	2,927	39.6
1966	Bob Coble	70	2,920	41.7
1967	Bob Coble	62	2,599	41.9
1968	Bob Coble	77	3,251	42.2
1969	Don Payne	57	2,223	39.0
1970	John Duckers	43	1,574	36.6
1971	Joe Brandt	60	2,321	36.7
1972	Joe Brandt	74	2,951	39.9
1973	Davie Spare	55	2,002	36.4

1974	Davie Spare	62	2,562	41.3
1975	Bill Sinovic	78	3,110	39.9
1976	Bill Sinovic	74	2,756	37.2
1977	Don Birdsey	83	3,267	39.4
1978	Don Birdsey	65	2,666	41.0
1979	Don Birdsey	63	2,498	39.6
1980	Don Birdsey	72	2,991	41.5
1981	Scott Fulhage	67	2,675	39.9
1982	Scott Fulhage	64	2,645	41.3
1983	Scott Fulhage	60	2,512	41.9
1984	Scott Fulhage	63	2,452	38.9
1985	Troy Faunce	74	3,127	42.3
1986	Troy Faunce	79	3,099	39.2
1987	David Kruger	23	798	34.7
1988	Shane Pouch	71	2,340	33.0
1989	Chris Cobb	68	2,731	40.2
1990	Chris Cobb	65	2,469	38.0
1991	Sean Snyder	55	2,228	40.5
1992	Sean Snyder	80	3,572	44.7
1993	Chad Romano	58	2,253	38.9
1994	Eric Hardy	46	1,753	38.1
1995	James Garcia	39	1,618	41.5
1996	James Garcia	51	2,260	44.3
1997	James Garcia	47	2,054	43.7
1998	James Garcia	30	1,279	42.6
1999	Mike Ronsick	35	1,279	37.1
2000	Travis Brown	51	1,966	38.5
2001	Mike Ronsick	27	1,060	39.3
2002	Travis Brown	49	2,015	41.1
2003	Jared Brite	68	2,830	41.6
2004	Tim Reyer	36	1,526	42.4
2005	Tim Reyer	65	2,630	40.3
2006	Tim Reyer	61	2,566	42.1
2007	Tim Reyer	58	2,583	44.5
2008	D.J. Fulhage	33	1,256	38.1
2009	Ryan Doerr	38	1,565	41.2
2010	Ryan Doerr	57	2,355	41.3
2011	Ryan Doerr	67	2,733	40.8

DEFENSIVE TEAM RECORDS

Most Points Allowed

Game76, vs. Oklahoma, 11/7/42
 Season448 (1988 - 11 games)

Fewest Points Allowed

Game0, many times
 Last time: vs. Kent State 9/17/2011
 Season11 (1909 - 9 games)
154 (2002 - 13 games)

Most Points Allowed Per Game

Season40.7 (1988 - 11 games)

Fewest Points Allowed Per Game

Season11.6 (1953 - 10 games)

Most Total Plays Allowed

Game105, vs. Colorado, 10/24/92
 Season996 (2003 - 15 games)
929 (1972 - 11 games)

Fewest Total Plays Allowed

Game33, vs. Colorado, 10/14/39
 Season576 (1954 - 10 games)
673 (1995 - 11 games)

Most Total Offense Yards Allowed

Game829, vs. Oklahoma, 10/15/88
 Season5,749 (2008 - 12 games)

Fewest Total Offense Yards Allowed

Game44, vs. Kansas, 10/31/98
 Season2,476 (1954 - 10 games)
2,585 (1999 - 11 games)

Most Total Offense Per Game Allowed

Season511.7 (1988 - 11 games)

Fewest Total Offense Per Game Allowed

Season235.0 (1999 - 11 games)

Most First Downs Allowed

Game39, vs. Texas Tech, 10/15/2005
 Season302 (2008 - 12 games)

Fewest First Downs Allowed

Game1, vs. Colorado, 10/14/39
 Season129 (1954 - 10 games)
154 (1995 - 11 games)

Most Rushing Attempts Allowed

Game88, vs. Oklahoma, 10/27/62
 Season688 (1976 - 11 games)

Fewest Rushing Attempts Allowed

Game17, vs. Oklahoma State, 11/5/2011
17, vs. Iowa State, 10/24/98
17, vs. Texas A&M, 10/18/97
 Season362 (2009 - 12 games)

Most Rushing Yards Allowed

Game768, vs. Oklahoma, 10/15/88
 Season3,449 (1988 - 11 games)

Fewest Rushing Yards Allowed

Game37, at Baylor, 10/26/2002
 Season904 (2002 - 13 games)

Most Rushing Yards Allowed Per Game

Season313.5 (1988 - 11 games)

Fewest Rushing Yards Allowed Per Game

Season69.5 (2002 - 13 games)

Most Rushing Touchdowns Allowed

Season40 (1987 - 11 games)

Fewest Rushing Touchdowns Allowed

Season3 (1998 - 12 games)

Most Quarterback Sacks

Game9, vs. Kansas, 10/7/2000 [62 yards]
 Season51 (2003 - 15 games) [345 yards]
50 (1997 - 11 games) [412 yards]

Most Quarterback Sack Yardage

Game66, vs. Iowa State, 11/22/97 [8 sacks]

Fewest Quarterback Sacks

Game0, many times
 Season11 (1987 - 11 games) [68 yards]

Most Passing Attempts Allowed

Game72, vs. Texas Tech, 10/15/2005
 Season478 (2011 - 13 games)
477 (2003 - 15 games)
424 (2008 - 12 games)

Fewest Passing Attempts Allowed

Game1, vs. Missouri, 10/10/64
 Season105 (1960 - 11 games)
152 (1980 - 11 games)

Most Passing Completions Allowed

Game47, vs. Texas Tech, 10/15/2005
 Season301 (2011 - 13 games)
257 (2008 - 12 games)
248 (2007 - 12 games)
231 (2009 - 12 games)
224 (2003 - 15 games)
224 (2006 - 12 games)

Fewest Passing Completions Allowed

Game	0, vs. Oklahoma, 11/6/76
Season	66 (1953 - 10 games)
.....	75 (1980 - 11 games)

Most Passing Yards Allowed

Game	669, vs. Texas Tech, 10/15/2005
Season	3,423 (2011 - 13 games)
.....	3,137 (2008 - 12 games)
.....	3,108 (2007 - 12 games)
.....	2,814 (2009 - 12 games)
.....	2,786 (2010 - 13 games)

Fewest Passing Yards Allowed

Game	0, vs. Oklahoma, 11/6/76
Season	515 (1954 - 10 games)
.....	1,005 (1980 - 11 games)

Most Passing Yards Allowed Per Game

Season	263.3 (2011 - 13 games)
--------------	--------------------------------

Fewest Passing Yards Allowed Per Game

Season	51.5 (1954 - 10 games)
--------------	------------------------

Most Passing Touchdowns Allowed

Season	27 (2007 - 12 games)
.....	26 (2011 - 13 games)
.....	26 (2008 - 12 games)
.....	25 (2009 - 12 games)

Fewest Passing Touchdowns Allowed

Season	1 (1960 - 10 games)
.....	4 (1997 - 11 games)
.....	4 (1982 - 11 games)

Fewest Total Offense Yards Allowed

Rk	Game	Yds
1.	vs. Kansas, 10/31/98	44
2.	vs. Ball State, 9/16/2000	51
3.	vs. Bowling Green, 9/27/97	56
4.	vs. Iowa State, 10/18/69	67
5.	vs. Temple, 9/11/99	82
6.	vs. Northern Illinois, 9/30/95	84
7.	vs. Indiana State, 9/5/98	87
8.	vs. Texas A&M, 10/18/97	90
9.	vs. Kentucky, 9/19/70	107
	vs. Tennessee Tech, 9/26/2009	107

Fewest Rushing Yards Allowed

Rk	Game	Yds
1.	at Baylor, 10/26/2002	37
2.	vs. Texas A&M, 10/18/97	35
3.	vs. Tennessee Tech, 9/26/2009	19
4.	vs. Arizona, 9/27/69	18
5.	vs. Texas A&M, 10/17/2009	13
6.	vs. Bowling Green, 9/27/97	9
7.	vs. Utah State, 10/16/99	7
8.	vs. Montana, 9/19/92	1
9.	vs. Iowa State, 11/22/97	0
10.	vs. Kansas, 10/31/98	0

Fewest Passing Yards Allowed

Rk	Game	Yds
1.	vs. Oklahoma, 11/6/76	0
2.	vs. Northern Illinois, 9/30/95	4
	vs. Kansas, 10/10/70	4
4.	vs. Ball State, 9/16/2000	5
5.	vs. Indiana State, 9/5/98	7
	vs. Kansas, 10/23/76	7
7.	vs. Colorado, 11/20/76	16
8.	vs. Baylor, 10/30/99	17
9.	vs. Iowa State, 10/18/69	20
10.	vs. Texas A&M, 10/4/75	26

Team Defense Single-Season Lows

Points Per Game	Rushing Yards Per Game
1. 1953	1. 2002
2. 2002	2. 2001
3. 1995	3. 2000
4. 1999	4. 1998
5. 1998	5. 2009
6. 1994	6. 2003
7. 1997	7. 1999
8. 1982	8. 1995
9. 1954	9. 1969
10. 1996	10. 1997

Total Offense Per Game

1. 1999	235.0
2. 1954	247.5
3. 2002	249.0
4. 1995	250.8
5. 1997	256.8
6. 2001	262.4
7. 1955	264.4
8. 1998	268.3
9. 2000	270.5
10. 1958	280.7

Passing Yards Per Game

1. 1954	51.5
2. 1980	91.4
3. 1976	105.9
4. 1975	121.9
5. 1999	124.0
6. 1989	129.3
7. 1997	129.9
8. 1973	131.1
9. 1974	133.1
10. 1997	133.3

INDIVIDUAL RECORDS
Most Total Tackles

Game	28, Danny Lankas, vs. Missouri, 11/11/67
Season	184, Josh Buhl (2003 - 15 games)
.....	178, Gary Spani (1977 - 11 games)
.....	178, Danny Lankas (1967 - 10 games)
Career	543, Gary Spani (1974-77)

Most Unassisted Tackles

Season	109, Josh Buhl (2003 - 15 games)
.....	97, Barton Hundley (1984 - 11 games)
Career	251, Mark Simoneau (1996-99)

Most Assisted Tackles

Season	110, Gary Spani (1977)
Career	343, Gary Spani (1974-77)

Most Tackles For Loss

Season	28, Reggie Singletary (1981)
Career	60, Reggie Singletary (1981-83)

Most Sacks

Game	4.0, Chris Johnson at Missouri, 11/18/2000
Season	11.5, Ian Campbell (2006)
.....	11.5, Nyle Wiren (1996)
Career	29.5, Darren Howard (1996-99)

Most Passes Defensed

Season	25, Chris Canty (1995)
Career	56, Chris Canty (1994-96)

Most Forced Fumbles

Season	6, Darren Howard (1999)
Career	9, Darren Howard (1996-99)

Most Fumble Recoveries

Season	5, Jerome Evans (1997)
Career	10, Gary Spani (1974-77)

Most Blocked Kicks

Game	2, Raphael Guidry vs. Texas Tech, 10/15/2011
.....	2, Rashad Washington vs. Colorado, 10/18/2003 (2 punts)
.....	2, Josh Buhl vs. Syracuse, 12/29/2001
.....	2, Michael Kuhn vs. Utah State, 9/12/1970
Season	5, Raphael Guidry (2011)
.....	4, Rashad Washington (2003)
.....	4, Michael Kuhn (1970)
Career	5, Raphael Guidry (2011)
.....	4, Five players

TOTAL TACKLES
Season

Rk	Player, Year	UT	AT	TOT
1.	Josh Buhl, 2003	109	75	184
2.	Gary Spani, 1977	68	110	178
	Danny Lankas, 1967	73	105	178
4.	Danny Lankas, 1966	66	109	175
5.	Matt Wallerstedt, 1987	64	101	165
6.	Gary Spani, 1975	52	101	153
7.	Gary Spani, 1976	50	101	151
8.	Dan Ruzich, 1982	56	94	150
9.	Brooks Barta, 1992	48	94	142
	William Fisher, 1978	72	70	142
11.	Barton Hundley, 1985	75	61	136
12.	Josh Buhl, 2002	77	58	135
	Kirby Hocutt, 1993	57	78	135
14.	Brent Venables, 1992	68	66	134
15.	Barton Hundley, 1984	97	36	133
16.	Dan Ruzich, 1981	52	79	131
17.	Tim Cole, 1979	61	68	129
18.	Jaime Mendez, 1993	69	58	127
19.	Carl Pennington, 1975	40	78	118
20.	Theophilis Bryant, 1976	44	73	117

Season By Class
Senior

Rk	Player, Year	Total
1.	Josh Buhl, 2003	184
2.	Gary Spani, 1977	178
	Danny Lankas, 1967	178
4.	Matt Wallerstedt, 1987	165
5.	Dan Ruzich, 1982	150

Junior

Rk	Player, Year	Total
1.	Danny Lankas, 1966	175
2.	Gary Spani, 1976	151
3.	Josh Buhl, 2002	135
	Kirby Hocutt, 1993	135
5.	Barton Hundley, 1984	133

Sophomore

Rk	Player, Year	Total
1.	Gary Spani, 1975	153
2.	Reggie Singletary, 1981	109
3.	James Walker, 1978	107
4.	Brooks Barta, 1990	105
5.	Oscar Gibson, 1968	104

Freshman

Rk	Player, Year	Total
1.	Mark Simoneau, 1996	111
2.	Brooks Barta, 1989	81
3.	Theophilis Bryant, 1973	80
4.	Brad Lambert, 1984	79
5.	William Price, 1988	76

Career

Rk	Player, Years	UT	AT	TOT
1.	Gary Spani, 1974-77	200	343	543
2.	Brooks Barta, 1989-92	155	281	436
3.	Mark Simoneau, 1996-99	251	149	400
4.	Josh Buhl, 2000-03	247	151	398
5.	Theophilis Bryant, 1973-76	150	231	381
6.	Danny Lankas, 1965-67	144	219	363
7.	Dan Ruzich, 1979-82	141	218	359
8.	Carl Pennington, 1973-76	127	213	340
9.	Matt Wallerstedt, 1984-87	117	221	338
10.	Barton Hundley, 1981-85	193	121	314
11.	Jaime Mendez, 1990-93	177	136	313
12.	Jarrod Cooper, 1997-2000	197	113	310
13.	Chris Patterson, 1989-92	144	151	295
14.	James Walker, 1978-80	144	141	285
15.	Reggie Singletary, 1981-83	184	97	281
16.	Mike Kolich, 1968-70	115	155	270
17.	Brandon Archer, 2003-06	137	131	268
	DeShawn Fogle, 1993-96	129	139	268
19.	Oscar Gibson, 1968-70	125	141	266
20.	Travis Ochs, 1995-98	138	123	261
21.	Tysyn Hartman, 2007-11	155	103	258

Percell Gaskins, 1993-95	103	155	258
23. Brad Lambert, 1984-87	163	91	254
24. William Price, 1988-91	142	111	253
25. Tyrone Crews, 1976-79	121	128	249

UNASSISTED TACKLES

Season

Rk	Player, Year	UT
1.	Josh Buhl, 2003	109
2.	Barton Hundley, 1984	97
3.	Josh Buhl, 2002	77
4.	Reggie Singletary, 1981	78
5.	Barton Hundley, 1985	75
6.	Rashad Washington, 2003	74
	Danny Lankas, 1967	73
8.	William Fisher, 1978	72
9.	Terry Pierce, 2002	70
10.	Jaime Mendez, 1993	69

Career

Rk	Player, Years	UT
1.	Mark Simoneau, 1996-99	251
2.	Josh Buhl, 2000-03	247
3.	Gary Spani, 1974-77	200
4.	Jarrod Cooper, 1997-2000	197
5.	Barton Hundley, 1981-82, 84-85	193
6.	Reggie Singletary, 1981-83	184
7.	Jaime Mendez, 1990-93	177
8.	Lamar Chapman, 1996-99	168
9.	Brad Lambert, 1984-87	163
10.	Tim Colston, 1992-95	158

ASSISTED TACKLES

Season

Rk	Player, Year	AT
1.	Gary Spani, 1977	110
2.	Danny Lankas, 1966	109
3.	Danny Lankas, 1967	105
4.	Matt Wallerstedt, 1987	101
	Gary Spani, 1976	101
	Gary Spani, 1975	101
7.	Brooks Barta, 1992	94
	Dan Ruzich, 1982	94
9.	Lon Austin, 1967	80
10.	Dan Ruzich, 1981	79

Career

Rk	Player, Years	AT
1.	Gary Spani, 1974-77	343
2.	Brooks Barta, 1989-92	281
3.	Theopilis Bryant, 1973-76	231
4.	Matt Wallerstedt, 1984-87	221
5.	Danny Lankas, 1965-67	219
6.	Dan Ruzich, 1979-82	218
7.	Carl Pennington, 1973-76	213
8.	Percell Gaskins, 1993-95	155
	Mike Kolich, 1968-70	155
10.	Josh Buhl, 2000-03	151
	Chris Patterson, 1989-92	151

TACKLES FOR LOSSES

Season

Rk	Player, Year	TFL	YDS
1.	Reggie Singletary, 1981	28	149
2.	Chris Johnson, 2000	25	103
3.	Jeff Kelly, 1997	24	100
	James Walker, 1980	24	126
5.	Jeff Kelly, 1998	23	92
6.	Reggie Singletary, 1982	20	71
7.	Monty Beisel, 2000	19	111
	Kevin Humphrey, 1985	19	101
9.	Darren Howard, 1997	18	83
	Dirk Ochs, 1995	18	93

Career

Rk	Player, Years	TFL	YDS
1.	Reggie Singletary, 1981-83	60	298
2.	Darren Howard, 1996-99	54	255
3.	Mark Simoneau, 1996-99	52	200
4.	Jeff Kelly, 1997-98	47	192
5.	Ben Leber, 1998-2001	46	166
	Nyle Wiren, 1993-96	46	197
7.	Monty Beisel, 1997-2000	45	224
8.	James Walker, 1978-80	41	198
9.	Chris Johnson, 1997-2000	39	176
	Tim Colston, 1992-95	39	146

ANNUAL TACKLING LEADERS

Year	Player	UT	AT	Tot
1966	Danny Lankas	66	109	175
1967	Danny Lankas	73	105	178
1968	Oscar Gibson	59	45	104
1969	Mike Kolich	39	63	102
1970	Oscar Gibson	45	60	105
1971	Keith Best	50	60	110
1972	Greg Jones	50	64	114
1973	Gordon Chambliss	49	34	83
1974	Theopilis Bryant	31	59	90
1975	Gary Spani	52	101	153
1976	Gary Spani	50	101	151
1977	Gary Spani	68	110	178
1978	William Fisher	72	70	142
1979	Tim Cole	61	68	129
1980	Will Cokerley	47	59	106
1981	Dan Ruzich	52	79	131
1982	Dan Ruzich	56	94	150
1983	Reggie Singletary	59	40	99
1984	Barton Hundley	97	36	133
1985	Barton Hundley	75	61	136
1986	Matt Wallerstedt	18	75	93
1987	Matt Wallerstedt	64	101	165
1988	Marcus Miller	55	47	102
1989	Brooks Barta	36	45	81
1990	Brooks Barta	36	69	105
1991	Brooks Barta	35	73	108
1992	Brooks Barta	48	94	142
1993	Kirby Hocutt	57	78	135
1994	Chuck Marlowe	66	30	96
1995	Percell Gaskins	39	58	97
1996	DeShawn Fogle	47	65	112
1997	Jeff Kelly	58	52	110

1998	Mark Simoneau	58	37	95
1999	Mark Simoneau	66	25	91
2000	Monty Beisel	46	56	102
2001	Ben Leber	55	18	73
2002	Josh Buhl	77	58	135
2003	Josh Buhl	109	75	184
2004	Brandon Archer	35	40	75
2005	Brandon Archer	43	29	72
2006	Brandon Archer	50	56	106
2007	Justin McKinney	51	23	74
2008	Joshua Moore	53	23	76
2009	Emmanuel Lamur	44	24	68
2010	David Garrett	68	24	92
2011	Arthur Brown	57	44	101

SACKS

Game

Rk	Player, Game	Total
1.	Chris Johnson at Missouri, 11/18/2000	4.0
2.	Ian Campbell vs. Illinois State, 9/2/2006	3.0
	Andrew Shull vs. Baylor, 11/1/2003	3.0
	Andrew Shull at Baylor, 10/26/2002	3.0
	Mario Fatafeh vs. Ball State, 9/16/2000	3.0
	Darren Howard vs. Washington, 12/29/99	3.0
	Joe Bob Clements vs. Colorado, 10/10/98	3.0
	Darren Howard vs. Iowa State, 11/22/97	3.0
	Jeff Kelly vs. Bowling Green, 9/27/97	3.0
	Nyle Wiren vs. Texas Tech, 8/31/96	3.0
	Nyle Wiren vs. Kansas, 10/28/95	3.0
	Nyle Wiren vs. Iowa State, 11/5/94	3.0

Season

Rk	Player, Year	TOT	YDS
1.	Ian Campbell, 2006	11.5	67
	Nyle Wiren, 1996	11.5	66
2.	Chris Johnson, 2000	11.0	63
	Darren Howard, 1997	11.0	68
	Dirk Ochs, 1995	11.0	69
5.	Monty Beisel, 2000	10.5	98
	Darren Howard, 1998	10.5	74
7.	Andrew Shull, 2002	10.0	82
8.	John Butler, 1993	9.0	46
	Kevin Humphrey, 1985	9.0	72
10.	Mario Fatafeh, 2000	8.5	64

Career



Josh Buhl

Rk	Player, Years	TOT	YDS
1.	Darren Howard, 1996-99	29.5	203
2.	Nyle Wiren, 1993-96	27.5	148
3.	Dirk Ochs, 1993-95	24.0	139
4.	Monty Beisel, 1997-2000	22.0	182
5.	Ian Campbell, 2005-08	20.5	126
6.	Andrew Shull, 2000-03	20.0	141
7.	Chris Johnson, 1997-2000	18.5	126
8.	Tim Colston, 1992-95	18.0	91
9.	Mark Simoneau, 1996-99	15.5	106
10.	John Butler, 1990-93	14.0	87

ANNUAL SACK LEADERS

Year	Player	No.	Yds
1984	Dwayne Castille	8.0	41
1985	Kevin Humphrey	9.0	72
1986	Grady Newton	6.0	43
	Jeffery Hurd	6.0	35
1987	Alan Smith	2.0	20
	Matt Wallerstedt	2.0	13
	Tim MacDonald	2.0	11
1988	James Enin-Okut	4.0	27
1989	Maurice Henry	6.0	36
1990	Brooks Barta	5.0	52
1991	Elijah Alexander	5.0	29
1992	John Butler	5.0	41
1993	John Butler	9.0	46
1994	Tim Colston	8.0	45
1995	Dirk Ochs	11.0	69
1996	Nyle Wiren	11.5	66
1997	Darren Howard	11.0	68
1998	Darren Howard	10.5	74
1999	Mark Simoneau	6.5	56
	Monty Beisel	6.5	43
2000	Chris Johnson	11.0	63
2001	Ben Leber	5.5	30
2002	Andrew Shull	10.0	82
2003	Andrew Shull	8.0	48
2004	Scott Edmonds	8.5	48
2005	Tearrius George	4.0	24
2006	Ian Campbell	11.5	67
2007	Ian Campbell	4.5	34
2008	Ian Campbell	4.5	25
2009	Jeffrey Fitzgerald	7.0	67
2010	Prizell Brown	5.0	25
2011	Meshak Williams	7.0	59

PASSES DEFENDED

Season

Rk	Player, Year	Total
1.	Chris Canty, 1995	25
2.	Dyshod Carter, 2000	20
3.	Terence Newman, 2002	19
	Ron Dickerson, 1970	19

Career

Rk	Player, Years	Total
1.	Chris Canty, 1994-96	56
2.	Dyshod Carter, 1997-2000	51
3.	Jaime Mendez, 1990-93	48

FORCED FUMBLES

Season

Rk	Player, Year	Total
1.	Darren Howard, 1999	6
2.	Grady Newton, 1984	5
	Reggie Singletary, 1983	5
	Greg Best, 1982	5
	Will Cokeley, 1982	5
	Gary Morrill, 1981	5
	James Robinson, 1981	5

Career

Rk	Player, Years	Total
1.	Darren Howard, 1996-99	9
	Grady Newton, 1983-87	9
3.	Mark Simoneau, 1996-99	8
	Reggie Singletary, 1981-83	8

FUMBLE RECOVERIES

Season

Rk	Player, Year	Total
1.	Jerome Evans, 1997	5
	Gary Spani, 1977	5
	Willie Cullars, 1973	5

Career

Rk	Player, Years	Total
1.	Gary Spani, 1974-77	10

2.	Ian Campbell, 2005-08	8
	Erick Harper, 1986-89	8
4.	Mark Simoneau, 1996-99	7
	Jerome Evans, 1996-97	7
	Gary Morrill, 1979-82	7

BLOCKED KICKS

Season

Rk	Player, Year	Total
1.	Raphael Guidry, 2011	5
	Rashad Washington, 2003	4
	Michael Kuhn, 1970	4
4.	Ian Campbell, 2008	3
	Chuck Marlowe, 1994	3

Career

Rk	Player, Years	Total
1.	Raphael Guidry, 2011	5
2.	Rashad Washington, 2000-03	4
	Brice Libel, 1997-2000	4
	Chuck Marlowe, 1993-95	4
	Jaime Mendez, 1990-93	4
	Michael Kuhn, 1969-70	4

INTERCEPTIONS - TEAM

Most Interceptions

Game	7, vs. Missouri, 11/17/51
	7, vs. Missouri, 10/8/38
Season	21 (1999 - 11 games)
	21 (1992 - 11 games)

Fewest Interceptions

Game	0, many times
	Last time: vs. Arkansas, 1/6/2012
Season	5 (1997 - 11 games)

Most Interception Yards

Game	130, at Missouri, 10/12/96
Season	339 (2002 - 13 games)
	305 (1984 - 11 games)

Fewest Interception Yards

Season	29 (1983 - 11 games)
--------	----------------------

Highest Average Per Return

Season	27.7 (1984 - 11 games)
	(11 interceptions for 305 yards)

Most Interceptions Returned for Touchdowns

Game	2, vs. Iowa State, 11/9/2002
Season	5 (2002 - 13 games)
	5 (1999 - 11 games)


Fewest Interceptions Returned for Touchdowns

Game	0, many times
Season	0, many times
	Last time: 1993 - (11 games)

Team Season Interceptions

Rk	Year	Total
1.	1999	21
	1992	21
3.	2003	20
	2002	20
	2000	20
	1986	20
	1955	20
8.	1990	19
	1982	19
10.	2011	18
	2001	18

Team Season Interception Yards



Darren Howard

Rk	Year	Yards
1.	2002	339
2.	1984	305
3.	1992	301
4.	1999	282
5.	2011	273
6.	1970	245
7.	1949	235
8.	1990	231
9.	1986	226
10.	1996	215

Team Season Interceptions For Touchdowns

Rk	Year	Total
1.	2002	5
	1999	5
3.	2004	4
	1984	4
5.	2011	3
6.	2003	2
	1998	2
	1995	2
	1992	2
	1974	2
	1950	2

INTERCEPTIONS - INDIVIDUAL

Most Interceptions

Game	4, Jaime Mendez vs. Temple, 9/26/92
Season	8, Chris Canty (1995)
Career	15, Jaime Mendez (1990-93)

Most Interception Yards

Game	100, Mario Smith at Missouri, 10/12/96
Season	177, Bobby Walker (2002)
Career	298, Jaime Mendez (1990-93)

Most Interceptions Returned for Touchdowns

Game	2, Bobby Walker vs. Iowa State, 11/9/2002
Season	3, Bobby Walker (2002)
	3, Brad Lambert (1984)
Career	3, Brandon Archer (2003-06)
	3, Bobby Walker (2001-02)
	3, Brad Lambert (1984-87)

Game

Rk	Player, Game	INT
1.	Jaime Mendez vs. Temple, 9/26/92	4
2.	Chris Canty vs. Akron, 9/23/95	3
	C.J. Masters vs. Iowa State, 11/5/92	3
	Robert Easterwood vs. W. Illinois, 8/30/86	3
	Lyle Koontz vs. Oklahoma State, 11/12/49	3
6.	Several players with	2
	Last time: Nigel Malone vs. Oklahoma, 10/29/2011	

Season

Rk	Player, Year	INT	YDS
1.	Chris Canty, 1995	8	117
2.	Nigel Malone, 2011	7	92
	C.J. Masters, 1992	7	152
4.	Bobby Walker, 2002	6	177
	Jerametrious Butler, 2000	6	47
	Jaime Mendez, 1992	6	121
	Jaime Mendez, 1990	6	154
	Barton Hundley, 1985	6	53
	James McGill, 2003	6	40
	Hi Faubion, 1951	6	18
	Lyle Koontz, 1949	6	76

1.	Jaime Mendez, 1990-93	15	298
2.	Chris Canty, 1994-96	14	164
3.	Dyshod Carter, 1997-2000	13	60
4.	Clarence Scott, 1968-70	12	144
5.	Marcus Miller, 1986-89	11	61
6.	Tysyn Hartman, 2009-11	10	119
	Terence Newman, 1999-2002	10	33
	Jermetrious Butler, 1998-2000	10	68
	C.J. Masters, 1989-92	10	175
	Gary Morrill, 1979-82	10	80

Interceptions Yards Game

Rk	Player, Game	INT	YDS
1.	Mario Smith at Missouri, 10/12/96	1	100
2.	Dana Atkins vs. Kansas, 11/11/44	1	85

Interceptions Yards Season

Rk	Player, Year	INT	YDS
1.	Bobby Walker, 2002	6	177
2.	Jaime Mendez, 1990	6	154
3.	C.J. Masters, 1992	7	152
4.	Brad Lambert, 1984	4	135
5.	Jaime Mendez, 1992	6	121
6.	Chris Canty, 1995	8	117
	Lamar Chapman, 1999	5	117
8.	Marvin Switzer, 1976	3	107
9.	Mario Smith, 1996	2	100
10.	Robert Easterwood, 1986	4	99

Interceptions Yards Career

Rk	Player, Years	INT	YDS
1.	Jaime Mendez, 1990-93	15	298
2.	Bobby Walker, 2001-02	7	186
3.	C.J. Masters, 1989-92	10	175
4.	Chris Canty, 1994-96	14	164
	Lamar Chapman, 1996-99	7	164
6.	Ron Dickerson, 1968-70	8	162
7.	Clarence Scott, 1968-70	12	144
8.	Mario Smith, 1994-96	5	143
9.	Erick Harper, 1986-89	6	137
10.	Brad Lambert, 1984-87	5	135

Interceptions Returned For Touchdowns Game

Rk	Player, Game	TD
1.	Bobby Walker vs. Iowa State 11/9/2002	2

Interceptions Returned For Touchdowns Season

Rk	Player, Year	TD
1.	Bobby Walker, 2002	3
	Brad Lambert, 1984	3
3.	Brandon Archer, 2004	2
	Chris Canty, 1995	2
	C.J. Masters, 1992	2
6.	Several players with	1
	Last time: David Garrett, Nigel Malone and Allen Chapman, 2011	

Interceptions Returned For Touchdowns Career

Rk	Player, Years	TD
1.	Brandon Archer, 2003-06	3
	Bobby Walker, 2001-02	3
	Brad Lambert, 1984-87	3
4.	Ted Sims, 2002-05	2
	Rashad Washington, 2000-03	2
	Milton Proctor, 1998-2001	2
	Chris Canty, 1994-96	2
	Mario Smith, 1994-96	2
	C.J. Masters, 1989-92	2
	Erick Harper, 1986-89	2

1949	Lyle Koontz	6	76	12.7
1950	Gene Gill	3	53	17.7
1951	Hi Faubion	6	18	3.0
1952	Dick Towers	3	25	8.3
1953	Three players with	2	-	-
1954	Not available	-	-	-
1955	Not available	-	-	-
1956	Kenny Nesmith	3	53	17.6
1957	Ralph Pfeifer	4	90	22.4
1958	Nine players with	1	-	-
1959	Not available	-	-	-
1960	Six players with	1	-	-
1961	Two players with	2	-	-
1962	Eight players with	1	-	-
1963	Not available	-	-	-
1964	Not available	-	-	-
1965	Mitch Borata	4	36	9.0
1966	Henry Howard	4	18	4.5
1967	Three players with	2	-	-
1968	Clarence Scott	5	37	7.4
1969	Three players with	2	-	-
1970	Clarence Scott	4	64	16.0
1971	John Robertson	5	52	10.4
1972	Two players with	3	-	-
1973	Gordon Chambliss	4	85	21.3
1974	Rocky Osborn	4	62	15.5
1975	John Andrews	2	28	14.0
1976	Marvin Switzer	3	107	35.7
1977	Three players with	2	-	-
1978	Sam Owen	5	91	18.2
1979	Sam Owen	3	7	2.3
1980	Jim Morris	3	24	8.0
1981	Gary Morrill	4	30	7.5
1982	Greg Best	5	27	5.4
1983	Three players with	2	-	-
1984	Brad Lambert	4	135	33.8
1985	Barton Hundley	6	53	8.8
1986	Robert Easterwood	4	99	24.8
1987	Three players with	3	-	-
1988	Tyrese Herds	4	37	9.3
1989	Marcus Miller	4	16	4.0
1990	Jaime Mendez	6	154	25.7
1991	William Price	4	63	15.8
1992	C.J. Masters	7	152	21.7
1993	Thomas Randolph	4	13	3.3
	Mario Smith	3	43	14.3
	Clyde Johnson	3	39	13.0
1995	Chris Canty	8	117	14.6
1996	Chris Canty	5	47	9.4
1997	Five players with	1	-	-
1998	Jeff Kelly	3	18	6.0
1999	Lamar Chapman	5	117	23.4
	Dyshod Carter	5	19	3.8
2000	Jerametrious Butler	6	47	7.8
2001	DeMarcus Faggins	5	89	17.8
2002	Bobby Walker	6	177	29.5
2003	James McGill	6	40	6.7
2004	Three Players with	2	-	-
2005	Justin McKinney	3	4	1.3
2006	Marcus Watts	2	68	22.7
2007	Chris Carney	4	14	3.5
2008	Joshua Moore	3	5	1.6
2009	Tysyn Hartman	5	54	10.8
2010	Ty Zimmerman	3	41	13.7
2011	Nigel Malone	7	92	13.1

Career

Rk	Player, Years	INT	YDS
----	---------------	-----	-----

ANNUAL INTERCEPTION LEADERS

Year	Player, Year	INT	YDS	AVG
------	--------------	-----	-----	-----

PUNT RETURNS TEAM RECORDS

Most Returns

Game	8, vs. Texas-El Paso, 9/18/99
Season	8, vs. Colorado, 10/14/39
Season	50 (2002 - 13 games)
Season	43 (1997 / 1999 - 11 games)

Fewest Returns

Game	0, many times. Last time: vs. Oklahoma, 10/29/2011
Season	10 (1987 - 11 games)

Most Return Yards

Game	181, vs. Missouri State, 9/15/2007
Season	832 (1998 - 12 games)

Fewest Return Yards

Game	-2, three times. Last time: vs. Missouri, 11/14/2009
Season	54 (1972 - 11 games)

Highest Average Per Return

Season	23.46 - 13 for 305 yards (1953 - 10 games)
Season	22.5 - 34 for 766 yards (2007 - 12 games)
Season	21.33 - 39 for 832 yards (1998 - 12 games)

Lowest Average Per Return

Season	3.0 (1983 - 11 games)
--------	-----------------------

Most Returns for Touchdowns

Game	2, vs. Montana State, 9/6/2008
Game	2, vs. Louisiana-Monroe, 9/7/2002
Game	2, vs. Indiana State, 9/5/98
Season	5 (2008 - 12 games, 2007 - 12 games, 1998 - 12 games)
Season	5 (2002 - 13 games)

Fewest Returns for Touchdowns

Season	0, many times. Last time: 2011 - 13 games
--------	---

Highest Return Average Per Game

Season	69.3 (1998 - 12 games)
--------	------------------------

Lowest Return Average Per Game

Season	4.9 (1972 - 11 games)
--------	-----------------------

INDIVIDUAL RECORDS

Most Return Attempts

Game	7, David Allen vs. Texas-El Paso, 9/18/99
Game	7, Henry Hawthorne vs. Oklahoma, 10/25/69
Season	34, Mitch Running (1995)
Career	103, David Allen (1997-2000)

Most Return Yards

Game	172, David Allen vs. Texas, 9/19/98
Season	730, David Allen (1998)
Career	1,646, David Allen (1997-2000)

Highest Return Average

Season	22.8, Aaron Lockett (2000)
Career	16.0, David Allen (1997-2000)

Most Returns For Touchdowns

Game	1, many times
Game	Last time: Courtney Herndon at Texas A&M (10/11/2008)
Season	4, David Allen (1998)
Career	7, David Allen (1997-2000)

CONSECUTIVE GAMES WITH A TD

3	David Allen (Indiana St., 9/5/98; No. Illinois, 9/12/98; Texas, 9/19/98)
2	Aaron Lockett (Louisiana Tech, 9/2/2000; Ball State, 9/16/2000)
2	David Allen (Iowa State, 9/25/99; Texas, 10/2/99)

ATTEMPTS

Season

Rk	Player, Year	Att	Yds
1.	Mitch Running, 1995	34	370
2.	David Allen, 1998	33	730
3.	Aaron Lockett, 2001	32	344
	Gerald Benton, 1992	32	272
5.	David Allen, 1997	30	403
6.	Deon Murphy, 2008	28	283
	David Allen, 1999	28	390
	Mitch Running, 1994	28	255
9.	Andre Coleman, 1993	27	362
	Michael Smith, 1991	27	250

Career

Rk	Player, Years	Att	Yds
1.	David Allen, 1997-2000	103	1,646
2.	Mitch Running, 1992-95	62	625
3.	Michael Smith, 1988-91	59	529
4.	Aaron Lockett, 1998-2001	54	845
	Deon Murphy, 2007-08	54	737
6.	Yamon Figurs, 2004-06	48	553
7.	James Witherspoon, 1981-85	43	212
8.	Veryl Switzer, 1951-53	42	596
9.	Jermaine Moreira, 2003-06	41	335
10.	Darren Sproles, 2001-04	40	378

YARDAGE

Season

Rk	Player, Year	Att	Yds
1.	David Allen, 1998	33	730
2.	Aaron Lockett, 2000	22	501
3.	Deon Murphy, 2007	26	454
4.	David Allen, 1997	30	403
5.	David Allen, 1999	28	390
6.	Terence Newman, 2002	26	388
7.	Mitch Running, 1995	34	370
8.	Andre Coleman, 1993	27	362
9.	Aaron Lockett, 2001	32	344
10.	Yamon Figurs, 2006	22	323

Career

Rk	Player, Years	Att	Yds
1.	David Allen, 1997-2000	103	1,646
2.	Aaron Lockett, 1998-2001	54	845
3.	Deon Murphy, 2007-08	54	737
4.	Mitch Running, 1992-95	62	625
5.	Veryl Switzer, 1951-53	42	596
6.	Yamon Figurs, 2004-06	48	553
7.	Michael Smith, 1988-91	59	529
8.	Terence Newman, 1999-2002	27	417
9.	Darren Sproles, 2001-04	40	378
10.	Henry Hawthorne, 1969-70	35	364

AVERAGE

Season (min. 1.2 attempts/game)

Rk	Player, Year	Att	Yds	Avg.
1.	Aaron Lockett, 2000	22	501	22.8#
2.	David Allen, 1998	33	730	22.1#
3.	Deon Murphy, 2007	26	454	17.5
4.	Terence Newman, 2002	26	388	14.9
5.	Yamon Figurs, 2006	22	323	14.7
6.	David Allen, 1999	28	390	13.9
7.	David Allen, 1997	30	403	13.4
8.	Andre Coleman, 1993	27	362	13.4
9.	Howard Gill, 1950	14	187	13.4
10.	John Vrooman, 1965	12	152	12.7

Career (min. 25 attempts)

Rk	Player, Years	Att	Yds	Avg.
1.	David Allen, 1997-2000	103	1,646	16.0
2.	Aaron Lockett, 1998-2001	54	845	15.6
3.	Terence Newman, 1999-2002	27	417	15.4
4.	Veryl Switzer, 1951-53	42	596	14.2
5.	Deon Murphy, 2007-08	54	737	13.6

6.	Andre Coleman, 1990-93	27	362	13.4
7.	Yamon Figurs, 2004-06	48	553	11.5
8.	Lamar Chapman, 1996-99	25	277	11.1
9.	Chris Canty, 1994-96	31	340	11.0
10.	Henry Hawthorne, 1969-70	35	364	10.4

TOUCHDOWNS

Game

Yds	Player, Opponent
60	Ray Rokey, Arizona, 11/29/41
64	Veryl Switzer, Colorado, 11/15/52
93	Veryl Switzer, Drake, 9/19/53
80	Veryl Switzer, Colorado, 10/17/53
93	Joe Searles, Kentucky, 10/14/61
72	Bill Matan, Oklahoma, 10/26/63
26	Lawrence Condit, Oklahoma State, 11/21/64
29	John Stucky (blk), Missouri, 10/26/68
28	Gary Godfrey (blk), Oklahoma, 11/2/68
72	Mack Herron, Oklahoma State, 11/23/68
42	Henry Hawthorne, Iowa State, 10/17/70
35	Leslie Chaves (blk), Tulsa, 9/14/74
1	Brad Horchem (blk), Kansas, 10/23/76
50	Greg Brown, Florida State, 9/17/77
73	Charlie Green, Colorado, 11/11/78
19	Grady Newton (blk), Oklahoma, 10/4/86
36	Thomas Randolph, New Mexico State, 9/15/90
74	Andre Coleman, New Mexico State, 9/4/93
68	Andre Coleman, Wyoming, 12/29/93
58	Chris Canty, Missouri, 10/12/96
94	Lamar Chapman, Ohio, 9/13/97
70	David Allen, Kansas, 11/8/97
8	DeAndrea Robinson (blk), Indiana State, 9/5/98
63	David Allen, Indiana State, 9/5/98
69	David Allen, Northern Illinois, 9/12/98
93	David Allen, Texas, 9/19/98
77	David Allen, Baylor, 11/7/98
94	David Allen, Iowa State, 9/25/99
74	David Allen, Texas, 10/2/99
0	Adrian Beard (blk), Missouri, 11/20/99
69	Aaron Lockett, Louisiana Tech, 9/2/2000
83	Aaron Lockett, Ball State, 9/16/2000
58	Aaron Lockett, Oklahoma, 12/2/2000
40	Terence Newman, La-Monroe, 9/7/2002
16	Danny Morris (blk), La-Monroe, 9/7/2002
3	Danny Morris (blk), E. Illinois, 9/14/2002
17	Jerad Johnson (blk), Nebraska, 11/16/2002
71	Terence Newman, Missouri, 11/23/2002
1	Danny Morris (blk), Troy State, 8/30/2003
0	David Rose (blk), McNeese State, 9/6/2003
0	Joe Lawson (blk), Colorado, 10/18/2003
63	Darren Sproles, Kansas, 10/25/2003
62	Jermaine Moreira, North Texas, 9/24/2005
32	Marcus Perry (blk), Missouri, 11/19/2005
81	Yamon Figurs, Illinois State, 9/2/2006
21	Daniel Gonzalez (blk), Oklahoma State, 10/7/2006
76	Yamon Figurs, Rutgers, 12/28/2006
80	Deon Murphy, Missouri State, 9/15/2007
89	Jordy Nelson, Texas, 9/29/2007
6	Courtney Herndon (blk), Colorado, 10/13/2007
92	Jordy Nelson, Baylor, 10/28/2007
5	Ernie Pierce (blk), Missouri, 11/17/2007
0	Ernie Pierce (blk), Montana State, 9/6/2008
10	Chris Carney (blk), Montana State, 9/6/2008
86	Deon Murphy, Louisville, 9/17/2008
18	Ernie Pierce (blk), Texas Tech, 10/4/2008
10	Courtney Herndon (blk), Texas A&M, 10/11/2008

Season

Rk	Player, Year	TDs
1.	David Allen, 1998	4
2.	Aaron Lockett, 2000	3
3.	Six players	2
	Last: Ernie Pierce, 2008	

Career

Rk	Player, Years	TDs
1.	David Allen, 1997-2000	7
2.	Danny Morris, 2000-03	3
	Terence Newman, 1999-2002	3
	Aaron Lockett, 1998-2001	3
	Veryl Switzer, 1951-53	3

KICKOFF RETURNS TEAM RECORDS

Most Returns

Game11, vs. Oklahoma, 10/6/56 and vs. Texas Tech, 10/10/2009
 Season60 (2008 - 12 games)

Fewest Returns

Game0, many times
 Last time: at Colorado, 11/4/2006
 Season18 (1997 - 11 games)

Most Return Yards

Game232, vs. Oklahoma, (10/25/2008)
 Season1,421 (2010 - 13 games)
1,396 (2008 - 12 games)
990 (1960 - 10 games)

Fewest Return Yards

Game0, many times
 Last time: at Colorado, 11/4/2006
 Season296 (1982 - 11 games)

Highest Average Per Return

Season27.1 (2006 - 12 games)
(36 for 977 yards)

Lowest Average Per Return

Season13.4 (1976 - 11 games)

Most Returns for Touchdowns

Game2, vs. Tennessee Tech, 9/26/2009*
 Season4 (2009 - 13 games)

Fewest Returns for Touchdowns

Season0, many times
 Last time: 2004 - 11 games

Highest Return Average Per Game

Season116.3 (2008)

Lowest Return Average Per Game

Season36.6 (2002 - 13 games)

INDIVIDUAL RECORDS

Most Return Attempts

Game8, Brandon Banks at Oklahoma, 10/10/2009
 Season39, Brandon Banks (2009)
 Career68, Dimitrie Scott (1985-86, 88-89)

Most Return Yards

Game197, Aubrey Quarles at North Texas, 11/27/2010
 Season1,127, Brandon Banks (2009)
 Career1,625, Brandon Banks (2008-09)

Highest Return Average

Season35.2, Tyler Lockett (2011)
 Career28.5, Brandon Banks (2008-09)

Most Returns For Touchdowns

Game2, Brandon Banks vs. Tennessee Tech, 9/26/2009*
 Season4, Brandon Banks (2009)
 Career5, Brandon Banks (2008-09)

* Tied for the NCAA record

ATTEMPTS

Season

Rk	Player, Year	Att	Yds
1.	Brandon Banks, 2009	39	1,127
2.	Ivan Pearl, 1983	30	504
3.	Dimitrie Scott, 1989	26	551

Aubrey Quarles, 2008	26	547
Eugene Goodlow, 1978	26	613
Ossie Cain, 1965	26	454
7. Henry Hawthorne, 1970	23	632
8. Ossie Cain, 1967	22	410
9. William Powell, 2010	21	726
Darren Sproles, 2004	21	492

Career

Rk	Player, Years	Att	Yds
1.	Dimitrie Scott, 1985-86, 88-89	68	1,297
2.	Andre Coleman, 1990-93	60	1,458
3.	Brandon Banks, 2008-09	57	1,625
4.	Ossie Cain, 1965-67	56	1,037
5.	Ivan Pearl, 1980-83	41	665
6.	James Witherspoon, 1981-85	39	722
7.	Henry Hawthorne, 1969-70	36	921
8.	Darren Sproles, 2001-04	35	846
9.	Donald Calhoun, 1971-73	35	669
10.	Isaac Jackson, 1971-73	35	652
	Mack Herron, 1968-69	35	916

YARDAGE

Season

Rk	Player, Year	Att	Yds
1.	Brandon Banks, 2009	39	1,127
2.	William Powell, 2010	21	726
3.	Henry Hawthorne, 1970	23	632
4.	Eugene Goodlow, 1978	26	613
5.	Mack Herron, 1968	20	583
6.	Tyler Lockett, 2011	16	563
7.	Dimitrie Scott, 1989	26	551
8.	Aubrey Quarles, 2008	26	547
9.	Ivan Pearl, 1983	30	504
10.	Brandon Banks, 2008	18	498

Career

Rk	Player, Years	Att	Yds
1.	Brandon Banks, 2008-09	57	1,625
2.	Andre Coleman, 1990-93	60	1,458
3.	Dimitrie Scott, 1985-86, 88-89	68	1,297
4.	Ossie Cain, 1965-67	56	1,037
5.	Aubrey Quarles, 2009-10	44	1,006
6.	Henry Hawthorne, 1969-70	36	921
7.	Mack Herron, 1968-69	35	916
8.	Darren Sproles, 2001-04	35	846
9.	Terence Newman, 1999-2002	32	834
10.	Leon Patton, 2006-07	30	765

AVERAGE

Season (min. 1.2 attempts/game)

Rk	Player, Year	Att	Yds	Avg.
1.	Tyler Lockett, 2011	16	563	35.2
2.	William Powell, 2010	21	726	34.6
3.	Mack Herron, 1968	20	583	29.2
4.	Brandon Banks, 2009	39	1,127	28.9
5.	Andre Coleman, 1993	15	434	28.9
6.	Jack Richardson, 1960	12	345	28.8
7.	Aaron Lockett, 2001	14	397	28.4
8.	Brandon Banks, 2008	18	498	27.7
9.	Henry Hawthorne, 1970	23	632	27.5
10.	Aubrey Quarles, 2010	18	459	25.5

Career (Minimum 20 attempts)

Rk	Player, Years	Att	Yds	Avg.
1.	William Powell, 2009-10	21	726	34.6
2.	Brandon Banks, 2008-09	57	1,625	28.5
3.	Mack Herron, 1968-69	35	916	26.2
4.	Terence Newman, 1999-2002	32	834	26.1
5.	Henry Hawthorne, 1969-70	36	921	25.6
6.	Leon Patton, 2006-07	30	765	25.5
7.	Aaron Lockett, 1998-01	28	709	25.3
8.	Andre Coleman, 1990-93	60	1,458	24.3
9.	Darren Sproles, 2001-04	35	846	24.2
10.	Yamon Figurs, 2004-06	21	499	23.8

TOUCHDOWNS

Game

Yds	Player, Opponent
89	Eldon Zeller, Iowa State, 10/13/51
99	Mack Herron, Virginia Tech, 10/5/68
100	Mack Herron, Oklahoma, 11/2/68
47	Kent Dean, Colorado, 11/17/84
99	Gerald Neasman, Kansas, 11/8/97
97	Aaron Lockett, New Mexico State, 9/22/2001
95	Terence Newman, Eastern Illinois, 9/14/2002
98	Yamon Figurs, Texas Tech, 10/15/2005
88	Justin McKinney, Florida Atlantic, 9/9/2006
95	Leon Patton, Oklahoma State, 10/7/2006
85	James Johnson, Kansas, 11/18/2006
85	James Johnson, Texas, 9/29/2007
98	Brandon Banks, Nebraska, 11/15/2008
91	Brandon Banks, Tennessee Tech, 9/26/2009
92	Brandon Banks, Tennessee Tech, 9/26/2009
97	Brandon Banks, Texas A&M, 10/17/2009
98	Brandon Banks, Oklahoma, 10/31/2009
100	William Powell, Baylor, 10/23/2010
92	Aubrey Quarles, North Texas, 11/27/2010
100	Tyler Lockett, Texas Tech, 10/15/2011
97	Tyler Lockett, Kansas, 10/22/2011

Season

Rk	Player, Year	TDs
1.	Brandon Banks, 2009	4
2.	Tyler Lockett, 2011	2
	Mack Herron, 1968	2
4.	Several players with	1
	Last: William Powell, Aubrey Quarles (2010)	

Career

Rk	Player, Year	TDs
1.	Brandon Banks, 2008-09	5
2.	Tyler Lockett, 2011	2
	James Johnson, 2006-07	2
	Mack Herron, 1968-69	2
5.	11 players with	1



Brandon Banks

MISCELLANEOUS

Most Wins

Season	11, six times
.....	2003 (11-4)
.....	2002 (11-2)
.....	2000 (11-3)
.....	1999 (11-1)
.....	1998 (11-2)
.....	1997 (11-1)

Most Consecutive Wins

Seasons	19, 10/11/97 - 11/21/98
---------------	-------------------------

Most Conference Wins

Season	8 (1998 - 8 games)
--------------	--------------------

Most Consecutive Conference Wins

Season	21, 10/11/97 - 11/6/99
--------------	------------------------

Most Losses

Season	11 (1988 - 11 games)
--------------	----------------------

Most Consecutive Losses

Season	28, 10/6/45 - 10/2/48
--------------	-----------------------

Most Conference Losses

Season	7, 10 times
.....	Last time: 1989 (0-7)

Most Consecutive Conference Losses

Season	26, 9/24/60 - 11/2/63
--------------	-----------------------

Most Ties

Season	3 (1935 - 9 games)
.....	3 (1920 - 9 games)

Largest Winning Margin

Game	76, vs. Ball State, 9/16/2000
.....	71, vs. Wichita State, 11/20/1909

Largest Losing Margin

Game	76, vs. Oklahoma, 11/7/42
------------	---------------------------

Largest Come-From-Behind Victories

Game	21, at Iowa State, 9/25/99
.....	(7-28 in 3rd quarter, won 35-28)
.....	21, at Missouri, 11/6/04
.....	(0-21 in 2nd quarter, won 35-24)
.....	21, at Oklahoma State, 10/23/99
.....	(0-21 in 1st quarter, won 44-21)
.....	17, at Oklahoma State, 11/6/71
.....	(0-17 in 3rd quarter, won 35-21)

Margin of Victory

Modern Era

Rk	Game	Score
1.	vs. Ball State, 9/16/2000	76-0
2.	vs. Louisiana-Monroe, 9/7/2002	68-0
3.	vs. Akron, 9/23/95	67-0
4.	vs. Northern Illinois, 9/12/98	73-7
	vs. Indiana State, 9/5/98	66-0
	vs. Missouri, 11/20/99	66-0

Pre-WWII Era

Rk	Game	Score
1.	vs. Wichita State, 11/20/1909	71-0
2.	vs. Drury, 10/12/1910	75-5

LONGEST PLAYS

Game

Rush	96, Gerald Hackney vs. Kansas, 11/2/48
Pass	97, Michael Bishop to Aaron Lockett vs. Louisiana-Monroe, 9/26/98
Punt Return	94, David Allen vs. Iowa State, 9/25/99
.....	94, Lamar Chapman vs. Ohio, 9/13/97
Field Goal	65, Martin Gramatica vs. Northern Illinois, 9/12/98
Kick Return	100, Tyler Lockett at Texas Tech, 10/15/2011
.....	100, William Powell at Baylor, 10/23/2010
Int Return	100, Mario Smith vs. Oklahoma, 10/12/96
Fum Return	67, Don Meek vs. Kansas, 10/18/24
DXP	100, William Price vs. Indiana State, 9/7/91

FIRST DOWNS

Most First Downs

Game	37, vs. Iowa State, 10/24/98
Season	319 (2003 - 15 games)
.....	(176 rush, 127 pass, 16 penalty)
.....	295 (1998 - 12 games)
.....	(148 rush, 122 pass, 25 penalty)

Fewest First Downs

Game	3, many times
.....	Last time: vs. Colorado, 10/24/92
Season	129 (1985 - 11 games)

Most First Downs Rushing

Season	176 (2003 - 15 games)
.....	168 (2002 - 13 games)
.....	160 (2001 - 11 games)

Fewest First Downs Rushing

Season	55 (1989 - 11 games)
--------------	----------------------

Most First Downs Passing

Season	167 (2007 - 12 games)
.....	138 (2008 - 12 games)
.....	127 (2003 - 15 games)

Fewest First Downs Passing

Season	45 (1975 - 11 games)
--------------	----------------------

Most First Downs By Penalty

Season	27 (2011 - 13 games)
.....	25 (1998 - 12 games)
.....	25 (1993 - 11 games)

Fewest First Downs By Penalty

Season	9 (1968 - 10 games)
--------------	---------------------

Team Single-Game Highs First Downs

Rk	Game	Total
1.	vs. Iowa State, 10/24/98	37
2.	vs. Oklahoma, 10/23/71	32
	vs. Akron, 9/23/95	32
4.	vs. Northern Illinois, 9/30/95	31
5.	at Texas A&M, 10/11/2008	30
	vs. Louisiana, 9/27/2008	30
	vs. Missouri State, 9/15/2007	30
	at Oklahoma State, 10/20/2007	30
	vs. Louisiana Tech, 11/17/2001	30
	vs. Iowa State, 11/3/2001	30
	vs. Louisiana-Monroe, 9/26/98	30
	at Kansas, 10/31/98	30

PENALTIES

Most Penalties

Game	18, vs. Kansas, 10/9/99 (162 yards)
.....	17, vs. Oklahoma, 9/20/2001 (139 yards)
.....	17, vs. Western Illinois, 9/8/90 (108 yards)
Season	118 (1998 - 12 games)
.....	101 (1999 - 11 games)

Fewest Penalties

Game	1, seven times
.....	Last time: vs. Texas A&M, 11/12/2011
Season	32 (1962 - 10 games)
.....	(350 yards)

Most Penalty Yards

Game	162, vs. Kansas, 10/9/99 (118 flags)
.....	139, vs. Oklahoma, 9/20/2001 (17 flags)
Season	993 (1998 - 12 games)
.....	860 (1999 - 11 games)

Fewest Penalty Yards

Game	5, vs. Texas A&M, 11/12/2011 (1 flag)
.....	5, vs. Kansas, 10/14/72 (1 flag)
Season	310 (1960 - 10 games) (35 flags)

FUMBLES

Most Fumbles

Game	12, many times
Season	51 (1954 - 10 games)

Fewest Fumbles

Game	0, many times
.....	Last time: vs. Texas, 11/19/2011
Season	N/A

Most Fumbles Lost

Game	6, vs. Colorado, 11/19/83
.....	6, vs. Wyoming, 9/17/55
.....	6, vs. Iowa State, 11/13/54
Season	29 (1976 - 11 games)

Fewest Fumbles Lost

Game	0, many times
.....	Last time: vs. Iowa State, 12/3/2011
Season	6 (1961 - 10 games)
.....	7 (2001 - 11 games)

OPPONENT HIGHS

Most Rushing Attempts

Game	88, Oklahoma, 10/27/62
------------	------------------------

Most Rushing Yards

Game	768, Oklahoma, 10/15/88
------------	-------------------------

Most Passing Attempts

Game	72, Texas Tech, 10/15/2005
------------	----------------------------

Most Pass Completions

Game	47, Texas Tech, 10/15/2005
------------	----------------------------

Most Passing Yards

Game	669, Texas Tech, 10/15/2005
------------	-----------------------------

Most Touchdown Passes

Game	8, Texas Tech, 10/10/2009
------------	---------------------------

Most Total Plays

Game	105, Colorado, 10/24/92
------------	-------------------------

Most Total Offense

Game	829, Oklahoma, 10/15/88
------------	-------------------------

Most Points

Game	76, Oklahoma, 10/15/88
------------	------------------------

Most Touchdowns

Game	11, Oklahoma, 10/23/71
.....	11, Oklahoma, 11/7/42

Most First Downs

Game39, Texas Tech, 10/15/2005

Most Interceptions

Game7, Nebraska, 11/14/70
7, Oklahoma, 10/25/52
7, Boston College, 11/25/39

Most Interception Return Yards

Game184, Nebraska, 11/14/70

Most Punts

Game14, Texas Tech, 11/1/97
14, Florida State, 9/17/77
14, Iowa State, 11/16/40

Highest Punt Average

Game61.3, Wyoming, 9/24/83

Most Punt Return Yards

Game277, Oklahoma, 10/16/48

Most Kick Return Yards

Game206, Missouri State, 9/15/2007

OPPONENT INDIVIDUAL HIGHS

Most Rushing Yards

Game320, Barry Sanders, Oklahoma St., 10/29/88

Most Passing Yards

Game643, Cody Hodges, Texas Tech, 10/15/2005

Most Total Offense

Game604, Cody Hodges, Texas Tech, 10/15/2005

Most Pass Completions

Game44, Cody Hodges, Texas Tech, 10/15/2005

Most Pass Receptions

Game17, Lifford Jackson, La. Tech, 10/1/88

Most Yards Receiving

Game255, Joel Filani, Texas Tech, 10/15/2005

Most Touchdowns

Game5, Taurean Henderson, Texas Tech, 15/15/2005

BSFS STADIUM RECORDS

TEAM

Most Rushing Attempts

K-State70, vs. South Dakota, 9/12/81
 Opponent79, Colorado, 11/20/76

Most Rushing Yards

K-State429, vs. Bowling Green, 9/27/97
 Opponent518, Colorado, 11/18/89

Most Rushing Touchdowns

K-State7, vs. North Texas, 9/23/2000
 Opponent8, Colorado, 11/18/89

Most Passing Attempts

K-State52, vs. Oklahoma State, 10/29/88, vs. Oklahoma, 10/25/2008
 Opponent60, Texas Tech, 10/21/2000, 10/4/2008

Most Passing Completions

K-State32, vs. Kansas, 10/6/2007
 Opponent42, Texas Tech, 10/4/2008

Most Passing Yards

K-State441, vs. ULM, 9/26/98
 Opponent520, Oklahoma, 10/29/2011

Most Passing Touchdowns

K-State4, nine times (Last: vs. Iowa State, 11/22/2008)
 Opponent6, Texas Tech, 10/4/2008

Most Plays

K-State100, vs. Kansas, 10/3/70

Most Total Offense

K-State658, vs. North Texas, 9/24/2005
 Opponent690, Oklahoma, 10/29/2011

Most First Downs

K-State37, vs. Iowa State, 10/24/98

Most Points

K-State76, vs. Ball State, 9/16/2000
 Opponent75, Oklahoma, 10/23/71

Most Penalties

K-State18, vs. Kansas, 10/9/99
 Opponent13, McNeese State, 9/6/2003
13, Ohio, 9/13/97
13, Oklahoma, 11/4/95
13, North Texas, 9/28/85

Most Penalty Yards

K-State162, vs. Kansas, 10/9/99
162, vs. Missouri State, 9/15/2007
 Opponent136, Kent State, 9/17/2011

Most Quarterback Sacks

K-State8, vs. Kansas, 10/28/95
 Opponent7, Oklahoma, 10/29/2011

Most Interceptions

K-State6, vs. Western Illinois, 8/30/86
 Opponent5, Iowa, 9/10/88

INDIVIDUAL

Most Rushing Attempts

K-State43, Darren Sproles vs. Missouri, 11/22/2003
 Opponent48, Troy Davis, Iowa St., 11/23/96

Most Rushing Yards

K-State292, Darren Sproles vs. La.-Lafayette, 9/18/2004
 Opponent320, Barry Sanders, Okla. St., 10/29/88

Most Rushing Touchdowns

K-State5, Collin Klein vs. Texas A&M, 11/12/2011
5, Jonathan Beasley vs. North Texas, 9/23/2000
 Opponent4, several players

Longest Rush

K-State91, Eil Roberson vs. Nebraska, 11/16/2002

Most Pass Attempts

K-State52, Carl Straw vs. Oklahoma St., 10/29/88
 Opponent60, Kliff Kingsbury, Texas Tech, 10/21/2000

Most Pass Completions

K-State31, Josh Freeman vs. Kansas, 10/6/2007
 Opponent35, Landry Jones, Oklahoma, 10/29/2011

Most Passing Yards

K-State478, Josh Freeman vs. Oklahoma, 10/25/2008
 Opponent505, Landry Jones, Oklahoma, 10/29/2011

Most Passing Touchdowns

K-State4, Michael Bishop vs. ULM, 9/26/98
4, Brian Kavanagh vs. Oklahoma, 10/26/96
4, Chad May vs. Iowa St., 11/5/94
4, Paul Watson vs. La. Tech, 10/1/88
 Opponent6, Graham Harrell, Texas Tech, 10/4/2008

Long Pass

K-State97, Michael Bishop to Aaron Lockett
vs. Louisiana-Monroe, 9/26/98

Most Pass Receptions

K-State15, Jordy Nelson vs. Missouri State, 9/15/2007
 Opponent17, Lifford Jackson, La. Tech, 10/1/88

Most Receiving Yards

K-State206, Jordy Nelson vs. Missouri State, 9/15/2007
 Opponent251, Lifford Jackson, La. Tech, 10/1/88

Most Receiving Touchdowns

K-State3, James Terry vs. Baylor, 11/1/2003
3, Quincy Morgan vs. Ball St., 9/16/2000
3, John Williams vs. Austin Peay, 9/5/87

Most Field Goals

K-State4, Josh Cherry vs. Missouri, 11/14/2009
4, Brooks Rossman vs. Colorado, 10/13/2007
4, Joe Rheem vs. La.-Lafayette, 9/18/2004
4, Jamie Rheem vs. Utah St., 10/16/99
 Opponent5, Jose Ocegüera, Long Beach St., 9/3/83

Long Field Goal

K-State65, Martin Gramatica vs. No. Illinois, 9/12/98

Most Punts

K-State12, Bob Coble vs. Missouri, 10/26/98
 Opponent12, Truman Spencer, North Texas, 9/24/2005
12, Mark Plunkett vs. Missouri, 11/16/91

Highest Punt Average

K-State60.3, James Garcia vs. Texas, 9/18/98

Longest Punt

K-State82, David Spare vs. Pacific, 9/28/74

Longest Punt Return

K-State94, Lamar Chapman vs. Ohio, 9/13/97

Longest Kickoff Return

K-State98, Brandon Banks vs. Nebraska, 11/15/2008
97, Brandon Banks vs. Texas A&M, 10/17/2009

Most Tackles

K-State25, Gary Spani vs. Iowa St., 11/12/77

Most Sacks

K-State3.0, Ian Campbell vs. Illinois St., 9/2/2006
3.0, Andrew Shull vs. Baylor, 11/1/2003
3.0, Mario Fatafehi vs. Ball St., 9/16/2000

Most Interceptions

K-State4, Jaime Mendez vs. Temple, 9/26/92

YEAR-BY-YEAR OFFENSE

YEAR	RECORD W-L-T	RUSHING					PASSING					TOTAL OFFENSE			PUNT RETURN			KICK RETURN			INT RETURN			PENALTY			
		ATT	YDS	TD	YPG	ATT	CPL	INT	YDS	TD	YPG	PLAYS	YDS	YPG	ATT	YDS	TD	ATT	YDS	TD	INT	YDS	TD	FD	YDS	PTS	PPG
1949	2-8-0	476	2010	19	201.0	178	66	24	1012	8	101.2	654	3022	302.2	25	423	0	33	678	0	15	235	0	-	-	191	18.5
1950	1-9-1	441	1542	13	140.2	197	60	29	859	3	78.1	638	2401	218.3	18	241	0	n/a			8	82	2	-	-	122	12.2
1951	1-7-1	324	655	6	72.7	190	68	22	941	4	104.6	514	1596	177.3	25	168	0	42	688		17	88	1	-	-	73	8.1
1952	1-9-0	402	919	6	91.9	166	70	20	778	5	77.8	568	1697	169.7	20	229	1	n/a		10	85	0	-	-	81	8.1	
1953	6-3-1	469	2274	22	227.4	66	26	3	610	6	61.0	535	2884	288.4	13	305	2	n/a		14	176	0	-	-	198	19.8	
1954	7-3-0	490	2268	19	226.8	102	44	6	678	8	67.8	592	2946	294.6	15	55	0	27	478	0	6	-	1	141	596	191	19.1
1955	4-6-0	466	1503	22	150.3	97	30	9	378	2	37.8	563	1881	188.1	23	230	0	26	442	0	20	-	-	102	631	165	16.5
1956	3-7-0	495	1926	13	192.6	117	39	17	656	7	65.6	612	2582	258.2	20	196	0	39	561	0	8	-	-	118	600	143	14.3
1957	3-6-1	577	2262	16	226.2	115	44	14	527	1	52.7	692	2789	278.9	29	322	0	25	411	0	8	132	0	151	502	124	12.4
1958	3-7-0	486	1534	11	153.4	162	84	15	962	3	96.2	648	2496	249.6	31	230	0	37	724	0	9	117	0	155	339	110	11.0
1959	2-8-0	434	1218	9	121.8	210	92	13	934	5	93.4	644	2152	215.2	16	143	0	43	701	0	8	-	-	132	468	109	10.7
1960	1-9-0	313	918	7	91.8	163	61	11	644	4	64.4	476	1562	156.2	19	114	0	48	990	0	6	79	0	75	310	78	7.8
1961	2-8-0	427	845	5	84.5	100	36	7	484	3	48.4	527	1329	132.9	23	239	0	37	600	0	10	87	0	86	353	58	5.8
1962	0-10-0	368	985	4	98.5	155	53	15	681	2	68.1	523	1666	166.6	18	174	0	43	815	0	8	76	0	102	350	39	3.9
1963	2-7-0	376	1196	7	132.9	165	77	10	807	4	80.7	541	2004	222.6	24	250	0	31	613	0	n/a			118	324	91	10.1
1964	3-7-0	444	1282	7	128.2	100	44	12	493	1	49.3	544	1775	177.5	28	245	0	27	469	0	8	-	-	90	540	64	6.4
1965	0-10-0	368	745	3	74.5	238	83	25	982	2	98.2	606	1727	172.7	17	166	0	50	839	0	11	-	-	108	376	43	4.3
1966	0-9-1	406	1302	6	130.2	201	81	21	1207	3	120.7	607	2509	250.9	19	110	0	39	642	0	n/a			-	-	66	6.6
1967	1-9-0	380	563	8	56.3	221	112	15	1251	3	125.1	601	1814	181.4	24	246	0	34	555	0	11	69	0	110	441	90	9.0
1968	4-6-0	386	930	0	93.0	304	153	23	1947	10	194.7	680	2877	287.7	25	235	3	35	757	2	15	143	1	99	599	194	19.4
1969	5-5-0	446	1395	29	139.5	379	197	19	2501	14	250.1	825	3896	389.6	40	306	0	32	686	0	14	134	0	206	581	319	31.9
1970	6-5-0	438	1245	17	113.2	410	196	34	2441	8	244.1	848	3686	368.6	33	232	1	37	843	0	16	245	0	202	766	190	17.2
1971	5-6-0	557	1997	22	181.5	337	157	14	1780	8	161.8	894	3777	377.7	22	187	0	45	808	0	11	162	0	212	633	219	19.9
1972	3-8-0	408	1354	10	123.1	368	165	30	1977	12	179.7	776	3331	302.8	15	54	0	52	856	0	13	97	1	172	588	169	15.4
1973	5-6-0	641	2443	16	222.1	175	78	17	1088	5	98.9	816	3531	321.0	18	95	0	38	629	0	15	201	0	192	687	176	16.0
1974	4-7-0	581	1918	15	174.4	233	102	9	1236	7	112.4	814	3154	286.7	22	259	1	39	613	0	10	153	2	192	609	193	17.5
1975	3-8-0	536	1615	8	146.8	165	57	16	756	2	68.7	701	2371	215.5	17	104	0	42	790	0	6	74	0	139	582	89	8.1
1976	1-10-0	491	1342	14	122.0	229	94	21	1258	4	114.4	720	2600	236.4	18	101	1	48	642	0	11	190	1	154	480	155	14.1
1977	2-9-0	499	1370	10	124.5	280	125	23	1733	5	157.5	779	3103	282.1	29	204	1	37	539	0	11	148	1	175	602	131	11.9
1978	4-7-0	499	1680	20	152.7	274	141	20	2019	9	183.5	773	3699	336.3	21	196	1	45	926	0	10	159	0	198	473	201	18.3
1979	3-8-0	517	1577	10	143.4	266	133	22	1621	9	147.4	783	3198	290.7	15	89	0	26	395	0	10	52	1	180	430	154	14.0
1980	4-7-0	479	1445	12	131.4	225	102	18	1274	4	115.8	704	2719	247.2	22	120	0	19	370	0	10	131	0	151	515	129	11.7
1981	2-9-0	549	1678	13	152.5	194	91	16	1260	8	114.5	743	2938	267.1	14	76	0	27	478	0	8	38	0	167	607	164	14.9
1982	6-5-1	579	1962	15	178.4	238	114	9	1541	11	140.1	817	3503	318.5	27	182	0	19	296	0	19	175	1	197	651	227	20.6
1983	3-8-0	500	1741	16	158.3	263	126	20	1661	8	151.0	763	3402	309.3	19	57	0	44	686	0	9	29	0	197	473	186	16.9
1984	3-7-1	495	1671	11	151.9	213	97	10	1091	6	99.2	708	2762	251.1	19	104	0	29	599	1	11	305	4	164	574	185	16.8
1985	1-10-0	437	940	5	85.5	268	118	16	1274	6	115.8	705	2214	201.3	22	246	0	36	601	0	13	96	1	129	545	101	9.2
1986	2-9-0	503	1418	8	128.9	248	108	19	1375	5	125.0	751	2793	253.9	22	151	1	45	832	0	20	226	1	154	614	134	12.2
1987	0-10-1	427	1394	5	126.7	299	143	17	1575	10	143.2	726	2969	269.9	10	79	0	52	979	0	10	158	1	174	618	135	12.3
1988	0-11-0	367	1182	5	107.5	443	227	24	2578	15	234.4	810	3760	341.8	12	99	0	54	920	0	13	136	0	211	565	171	15.5
1989	1-10-0	349	657	8	59.7	403	213	13	2289	8	208.1	752	2946	267.8	15	135	0	44	859	0	8	81	0	187	499	134	12.2
1990	5-6-0	438	1298	23	118.0	346	180	12	2484	8	225.8	784	3782	343.8	23	205	1	35	725	0	19	231	1	201	526	255	23.2
1991	7-4-0	469	1756	21	159.6	338	184	16	2475	12	225.0	807	4231	384.6	32	298	0	33	663	0	12	115	0	234	570	263	23.9
1992	5-6-0	439	1163	18	105.7	251	120	13	1521	5	138.3	690	2684	244.0	35	340	0	31	605	0	21	301	2	153	676	195	17.7
1993	9-2-1	409	1168	20	106.2	355	186	11	2698	16	245.3	765	3866	351.5	27	362	1	24	531	0	12	92	0	214	814	288	26.2
1994	9-3-0	403	1386	21	126.0	351	205	6	2614	18	233.6	754	4000	363.6	36	336	0	22	524	0	12	118	1	192	655	305	27.7
1995	10-2-0	511	1893	22	172.1	300	192	12	2526	27	229.6	811	4419	401.7	40	495	1	24	487	0	13	147	2	247	659	402	36.5
1996	9-3-0	428	1495	21	135.9	304	176	7	2030	21	184.5	732	3525	320.5	28	284	1	20	487	0	13	215	1	204	666	325	29.5
1997	11-1-0	541	2422	29	220.2	204	88	9	1674	14	152.2	745	4096	372.4	43	560	2	18	470	1	5	41	1	204	644	383	34.8
1998	11-2-0	571	2699	42	224.9	316	179	5	3042	23	253.5	887	5741	478.4	39	832	5	23	531	0	16	142	2	295	993	576	48.0
1999	11-1-0	526	2032	31	184.7	256	116	9	2090	14	190.0	782	4122	374.7	43	480	3	30	728	0	21	282	5	203	860	433	39.4
2000	11-3-0	595	2575	42	198.1	338	166	13	2755	19	211.9	933	5330	410.0	41	708	4	34	631	0	20	138	1	276	931	514	39.5
2001	6-6-0	606	2835	34	257.7	250	110	16	1497	8	136.1	856	4332	393.8	35	379	0	28	690	1	18	188	1	239	721	327	29.7
2002</																											

YEAR-BY-YEAR DEFENSE

YEAR	RECORD		RUSHING				PASSING				TOTAL DEFENSE			PUNT RETURN			KICK RETURN			INT RETURN			PENALTY				
	W-L-T	ATT	YDS	TD	YPG	ATT	CPL	INT	YDS	TD	YPG	PLAYS	YDS	YPG	ATT	YDS	TD	ATT	YDS	TD	INT	YDS	TD	FD	YDS	PTS	PPG
1949	2-8-0	-	-	-	-	-	-	-	-	-	-	-	-	-	-	-	-	-	-	-	-	-	-	-	-	257	25.7
1950	1-9-1	-	-	-	-	-	-	-	-	-	-	-	-	-	-	-	-	-	-	-	-	-	-	-	-	355	32.3
1951	1-7-1	-	-	-	-	-	-	-	-	-	-	-	-	-	-	-	-	-	-	-	-	-	-	-	-	228	25.3
1952	1-9-0	-	-	-	-	-	-	-	-	-	-	-	-	-	-	-	-	-	-	-	-	-	-	-	-	255	25.5
1953	6-3-1	-	-	-	-	-	-	-	-	-	-	-	-	-	-	-	-	-	-	-	-	-	-	-	-	116	11.6
1954	7-3-0	-	1960	-	196.0	101	45	6	515	-	51.5	-	2475	247.5	-	-	-	-	-	-	9	-	-	129	508	154	15.4
1955	4-6-0	-	1724	-	172.4	148	58	20	920	-	92.0	-	2644	264.4	-	-	-	-	-	-	9	-	-	151	526	191	19.1
1956	3-7-0	-	2540	-	254.0	130	54	8	902	-	90.2	-	3442	344.2	-	-	-	-	-	-	17	-	-	169	562	259	25.9
1957	3-6-1	-	2094	-	209.4	134	59	8	925	-	92.5	-	3019	301.9	-	-	-	-	-	-	14	-	-	151	687	166	16.6
1958	3-7-0	-	1899	-	189.9	127	66	9	908	-	90.8	-	2807	280.7	-	-	-	-	-	-	15	-	-	139	692	192	19.2
1959	2-8-0	-	2203	-	220.3	167	79	8	1194	-	119.4	-	3397	339.7	-	-	-	-	-	-	13	-	-	181	525	266	26.6
1960	1-9-0	-	3132	-	313.2	105	53	7	619	-	61.9	-	3751	375.1	-	-	-	-	-	-	11	-	-	216	514	316	31.6
1961	2-8-0	-	2771	-	277.1	109	42	10	687	-	68.7	-	3458	345.8	-	-	-	-	-	-	7	-	-	182	525	232	23.2
1962	0-10-0	-	3068	-	306.8	115	51	8	727	-	72.7	-	3795	379.5	-	-	-	-	-	-	15	-	-	212	686	283	28.3
1963	2-7-0	-	2323	-	258.1	147	72	-	1006	-	111.8	-	3329	369.9	-	-	-	-	-	-	7	-	-	185	356	222	24.7
1964	3-7-0	-	2162	-	216.2	156	71	8	980	-	98.0	-	3142	314.2	-	-	-	-	-	-	12	-	-	171	511	186	18.6
1965	0-10-0	-	2822	-	282.2	180	83	11	1078	-	107.8	-	3900	390.0	-	-	-	-	-	-	25	-	-	206	775	296	29.6
1966	0-9-1	-	-	-	-	-	-	-	-	-	-	-	-	-	-	-	-	-	-	-	-	-	-	-	-	226	22.6
1967	1-9-0	-	2297	-	229.7	172	96	11	1197	-	119.7	-	3494	349.4	-	-	-	-	-	-	15	-	-	202	657	263	26.3
1968	4-6-0	-	2191	-	219.1	243	107	15	1438	-	143.8	-	3629	362.9	-	-	-	-	-	-	23	-	-	185	478	247	24.7
1969	5-5-0	-	1182	-	118.2	266	111	14	1764	-	176.4	-	4044	294.6	-	-	-	-	-	-	19	-	-	147	510	233	23.3
1970	6-5-0	-	1685	-	153.2	326	148	16	1664	-	151.3	-	3349	304.5	-	-	-	-	-	-	34	-	-	192	861	218	19.8
1971	5-6-0	522	2131	22	193.7	250	132	11	1865	16	169.5	772	3996	363.3	29	249	1	27	501	1	14	136	0	214	528	296	26.9
1972	3-8-0	684	3115	35	283.2	245	132	13	1747	11	158.8	929	4862	442.0	33	537	4	28	405	0	30	509	4	271	583	407	37.0
1973	5-6-0	563	2581	25	234.6	219	108	15	1442	10	131.1	782	4023	365.7	15	62	0	28	574	0	17	214	0	228	573	260	23.6
1974	4-7-0	606	2416	23	219.6	189	104	10	1464	11	133.1	795	3880	352.7	22	388	2	35	597	1	9	160	1	207	635	283	25.7
1975	3-8-0	644	2624	17	238.5	202	95	6	1341	13	121.9	846	3965	360.5	37	258	1	23	484	0	16	127	0	217	496	248	22.5
1976	1-10-0	688	2879	37	261.7	199	94	11	1165	8	105.9	887	4044	367.6	29	106	0	25	529	0	21	173	0	225	790	347	31.5
1977	2-9-0	616	2639	26	239.9	218	115	11	1466	10	133.3	834	4105	373.2	35	210	0	26	490	0	23	154	0	206	691	286	26.0
1978	4-7-0	619	2688	20	244.4	197	102	10	1591	12	144.6	816	4279	389.0	27	180	0	25	384	0	20	136	0	210	578	342	31.1
1979	3-8-0	560	2251	20	204.6	227	127	10	1574	5	143.1	787	3825	347.7	22	124	0	27	618	1	22	219	0	214	630	225	20.5
1980	4-7-0	626	2896	17	263.3	152	75	10	1005	8	91.4	778	3901	354.6	20	57	0	18	325	1	18	153	0	203	612	212	19.3
1981	2-9-0	546	2293	29	208.5	216	129	8	1900	9	172.7	762	4193	381.2	31	145	0	15	261	0	16	212	1	221	703	297	27.0
1982	6-5-1	473	1952	13	177.5	283	137	19	1508	4	137.1	756	3460	314.5	19	118	0	20	357	0	9	149	3	185	561	166	15.1
1983	3-8-0	533	2437	28	221.5	262	150	9	2053	11	186.6	795	4590	417.3	27	136	0	19	386	1	20	184	2	244	642	343	31.2
1984	3-7-1	599	2709	35	246.3	233	127	11	1587	8	144.3	832	4296	390.5	29	197	0	31	618	0	10	108	1	253	585	330	30.0
1985	1-10-0	608	2569	28	233.5	227	114	13	1557	6	141.5	835	4126	375.1	45	356	0	18	335	0	17	127	2	237	636	295	26.8
1986	2-9-0	536	2683	31	243.9	261	128	20	1822	13	165.6	797	4505	409.5	41	368	0	22	503	0	20	402	1	227	524	343	31.2
1987	0-10-1	639	3182	40	289.3	223	124	10	1719	11	156.3	862	4901	445.5	32	317	0	26	505	0	17	105	1	259	635	421	38.3
1988	0-11-0	605	3449	39	313.5	263	134	13	2180	17	198.1	868	5629	511.7	24	101	0	30	510	0	24	405	2	269	665	448	40.7
1989	1-10-0	633	3306	35	300.5	156	95	7	1422	12	129.3	787	4728	429.8	27	266	0	29	554	0	13	156	1	236	657	349	31.7
1990	5-6-0	505	2397	27	217.9	306	132	19	2074	9	188.5	811	4460	405.5	34	383	0	43	956	1	12	89	0	238	464	293	26.6
1991	7-4-0	486	2001	15	181.9	272	136	12	1864	14	169.5	758	3865	351.4	20	302	1	44	801	0	17	140	0	198	541	226	20.5
1992	5-6-0	531	1662	17	151.1	322	176	21	2094	9	190.4	853	3756	341.5	47	574	0	22	391	0	13	295	2	215	640	233	21.2
1993	9-2-1	482	1866	13	169.6	283	147	12	1913	10	173.9	765	3779	343.6	21	117	0	31	587	0	11	168	1	195	662	210	19.1
1994	9-3-0	472	1842	13	167.5	279	130	12	1596	7	145.1	751	3438	312.6	30	235	0	36	647	0	6	81	0	189	649	156	14.2
1995	10-2-0	404	1254	4	114.0	269	125	13	1505	12	136.8	673	2759	250.8	16	206	1	41	780	0	12	111	1	154	573	145	13.2
1996	9-3-0	493	1770	10	160.9	299	126	13	1509	9	137.2	792	3279	298.1	27	223	0	39	748	0	7	72	0	192	624	172	15.6
1997	11-1-0	463	1429	13	129.9	239	99	5	1369	4	124.5	702	2825	256.8	26	184	1	39	748	0	9	168	1	148	559	159	14.5
1998	11-2-0	433	1179	3	98.3	326	141	16	2041	15	170.1	759	3220	268.3	9	56	0	48	828	0	5	31	0	178	631	160	13.3
1999	11-1-0	378	1221	13	111.0	315	118	21	1364	5	124.0	693	2585	235.0	22	199	0	35	537	0	9	57	0	143	542	144	13.1
2000	11-3-0	473	1276	20	98.2	399	204	20	2241	8	172.4	872	3517	270.5	24	113	1	52	824	0	13	75	0	197	720	240	18.5
2001	6-6-0	364	1061	6	96.5	320	152	18	1825	11	165.9	684	2886	262.4	31	263	1	38	700	0	16	125	1	179	630	179	16.3
2002	11-2-0	446	904	7	69.5	418	191	20	2333	11	179.5	864	3237	249.0	27	146	0	69	1262	0	6	35	0	175	723	154	11.8
2003	11-4-0	549	1627	6	108.8	447	224	20	2619	19	174.6	996	4246	283.1	30	171	2	70	1539	2	17	215	1	232	846	244	16.3
2004	4-7-0	394	1631	23	148.3	287	154	10	2215	19	201.4	681	3846	349.6	24	257	1										

YEAR-BY-YEAR RECORDS

Year	W-L-T	Pct.	Conf.	Pct.	Finish	Overall			AUG	SEP	OCT	NOV	DEC	JAN	Conference			Final AP Rank	VS. Top 25	Head Coach
						H	A	N							H	A	Bowl			
1896	0-1-1	.250	—	—	—	0-0-1	0-1-0	0-0-0	0-0-0	0-0-0	0-0-0	0-1-0	0-1-1	0-0-0	—	—	—	—	Ira Pratt	
1897	1-2-1	.375	—	—	—	1-1-1	0-0-1	0-0-0	0-0-0	0-0-0	0-0-0	1-2-1	0-0-0	0-0-0	—	—	—	—	A.W. Ehrsam	
1898	1-1-2	.500	—	—	—	1-1-1	0-0-1	0-0-0	0-0-0	0-0-0	0-0-1	1-1-1	0-0-0	0-0-0	—	—	—	—	O.K. Williamson	
1899	2-3-0	.400	—	—	—	2-0-0	0-3-0	0-0-0	0-0-0	0-0-0	1-2-0	1-1-0	0-0-0	0-0-0	—	—	—	—	Albert Hansen	
1900	2-4-0	.333	—	—	—	1-2-0	1-2-0	0-0-0	0-0-0	0-0-0	1-2-0	1-2-0	0-0-0	0-0-0	—	—	—	—	Fay Moulton	
1901	3-4-1	.438	—	—	—	2-2-0	1-2-1	0-0-0	0-0-0	0-0-0	2-1-0	1-3-1	0-0-1	0-0-0	—	—	—	—	Wade Moore	
1902	2-6-0	.250	—	—	—	2-3-0	0-3-0	0-0-0	0-0-0	0-1-0	0-3-0	2-2-0	0-0-0	0-0-0	—	—	—	—	Cyrus E. Dietz	
1903	3-4-1	.438	—	—	—	3-3-1	0-1-0	0-0-0	0-0-0	0-0-1	1-2-0	2-2-0	0-0-0	0-0-0	—	—	—	—	G.O. Dietz	
1904	1-6-0	.143	—	—	—	1-3-0	0-3-0	0-0-0	0-0-0	0-0-0	1-3-0	0-3-0	0-0-0	0-0-0	—	—	—	—	Reuben F. Booth	
1905	6-2-0	.750	—	—	—	5-1-0	1-1-0	0-0-0	0-0-0	0-0-0	4-1-0	2-1-0	0-0-0	0-0-0	—	—	—	—	Mike Ahearn	
1906	5-2-0	.714	—	—	—	4-1-0	1-1-0	0-0-0	0-0-0	0-0-0	2-1-0	3-1-0	0-0-0	0-0-0	—	—	—	—	Mike Ahearn	
1907	5-3-0	.625	—	—	—	5-2-0	0-1-0	0-0-0	0-0-0	0-0-0	2-2-0	3-1-0	0-0-0	0-0-0	—	—	—	—	Mike Ahearn	
1908	6-2-0	.750	—	—	—	4-1-0	2-1-0	0-0-0	0-0-0	0-0-0	2-2-0	4-0-0	0-0-0	0-0-0	—	—	—	—	Mike Ahearn	
1909	7-2-0	.778	—	—	—	5-1-0	2-1-0	0-0-0	0-0-0	0-0-0	3-2-0	4-0-0	0-0-0	0-0-0	—	—	—	—	Mike Ahearn	
1910	10-1-0	.909	—	—	—	6-0-0	4-1-0	0-0-0	0-0-0	1-0-0	6-0-0	3-1-0	0-0-0	0-0-0	—	—	—	—	Mike Ahearn	
1911	5-4-1	.550	—	—	—	3-2-1	1-2-0	1-0-0	0-0-0	0-0-1	1-3-0	4-1-0	0-0-0	0-0-0	—	—	—	—	Guy Lowman	
1912	8-2-0	.800	—	—	—	6-0-0	2-2-0	0-0-0	0-0-0	1-0-0	2-2-0	5-0-0	0-0-0	0-0-0	—	—	—	—	Guy Lowman	
1913	3-4-1	.438	0-2-0	.000	6th	3-2-0	0-2-1	0-0-0	0-0-0	0-0-0	1-3-0	2-1-1	0-0-0	0-0-0	0-1-0	0-1-0	—	—	Guy Lowman	
1914	1-5-1	.214	0-3-0	.000	7th	1-3-1	0-2-0	0-0-0	0-0-0	0-0-0	1-3-1	0-2-0	0-0-0	0-0-0	0-1-0	0-2-0	—	—	Guy Lowman	
1915	3-4-1	.438	0-2-1	.167	7th	2-2-0	1-2-1	0-0-0	0-0-0	0-0-0	1-3-1	2-1-0	0-0-0	0-0-0	0-1-0	0-1-1	—	—	John R. Bender	
1916	6-1-1	.813	1-1-1	.500	4th	5-0-0	1-1-1	0-0-0	0-0-0	1-0-0	2-1-1	3-0-0	0-0-0	0-0-0	1-0-0	0-1-1	—	—	Z.G. Clevenger	
1917	6-2-0	.750	2-2-0	.500	4th	5-1-0	1-1-0	0-0-0	0-0-0	1-0-0	3-0-0	2-2-0	0-0-0	0-0-0	1-1-0	1-1-0	—	—	Z.G. Clevenger	
1918	4-1-0	.800	—	—	—	4-0-0	0-1-0	0-0-0	0-0-0	1-0-0	1-0-0	2-1-0	0-0-0	0-0-0	—	—	—	—	Z.G. Clevenger	
1919	3-5-1	.388	0-3-1	.125	6th	3-3-1	0-2-0	0-0-0	0-0-0	1-0-0	2-1-1	0-4-0	0-0-0	0-0-0	0-1-1	0-2-0	—	—	Z.G. Clevenger	
1920	3-3-3	.500	0-3-1	.125	8th	2-2-3	1-1-0	0-0-0	0-0-0	0-0-0	3-1-1	0-4-0	0-0-0	0-0-0	0-2-1	0-1-0	—	—	Charles Bachman	
1921	5-3-0	.625	4-2-0	.667	2nd	5-0-0	0-3-0	0-0-0	0-0-0	0-0-0	3-2-0	2-1-0	0-0-0	0-0-0	4-0-0	0-2-0	—	—	Charles Bachman	
1922	5-1-2	.750	3-1-2	.667	3rd	3-0-1	2-1-1	0-0-0	0-0-0	0-0-0	2-0-2	3-1-0	0-0-0	0-0-0	2-1-1	1-0-1	—	—	Charles Bachman	
1923	4-2-2	.625	2-2-2	.500	5th	3-1-0	1-1-2	0-0-0	0-0-0	0-0-0	2-0-2	2-2-0	0-0-0	0-0-0	1-1-0	1-1-2	—	—	Charles Bachman	
1924	3-4-1	.438	1-4-1	.250	8th	2-3-0	1-1-1	0-0-0	0-0-0	0-0-0	3-1-0	0-3-1	0-0-0	0-0-0	1-3-0	0-1-1	—	—	Charles Bachman	
1925	5-2-1	.688	3-2-1	.583	T3rd	2-1-1	3-1-0	0-0-0	0-0-0	1-0-0	2-2-0	2-0-1	0-0-0	0-0-0	1-1-1	2-1-0	—	—	Charles Bachman	
1926	5-3-0	.625	2-2-0	.500	6th	3-1-0	2-2-0	0-0-0	0-0-0	0-0-0	5-0-0	0-3-0	0-0-0	0-0-0	1-1-0	1-1-0	—	—	Charles Bachman	
1927	3-5-0	.375	2-4-0	.333	8th	2-2-0	1-3-0	0-0-0	0-0-0	1-0-0	2-2-0	0-3-0	0-0-0	0-0-0	1-2-0	1-2-0	—	—	Charles Bachman	
1928	3-5-0	.375	0-5-0	.000	6th	2-2-0	1-3-0	0-0-0	0-0-0	1-0-0	2-2-0	0-3-0	0-0-0	0-0-0	0-2-0	0-3-0	—	—	A.N. McMillin	
1929	3-5-0	.375	3-2-0	.600	3rd	1-2-0	2-2-0	0-1-0	0-0-0	0-0-0	1-3-0	2-2-0	0-0-0	0-0-0	1-2-0	2-0-0	—	—	A.N. McMillin	
1930	5-3-0	.625	3-2-0	.600	3rd	3-1-0	2-2-0	0-0-0	0-0-0	0-0-0	1-2-0	4-1-0	0-0-0	0-0-0	1-1-0	2-1-0	—	—	A.N. McMillin	
1931	8-2-0	.800	3-2-0	.600	3rd	3-1-0	5-1-0	0-0-0	0-0-0	0-0-0	5-0-0	2-2-0	1-0-0	0-0-0	1-1-0	2-1-0	—	—	A.N. McMillin	
1932	4-4-0	.500	2-3-0	.400	4th	4-1-0	0-3-0	0-0-0	0-0-0	1-0-0	2-3-0	1-1-0	0-0-0	0-0-0	2-1-0	0-2-0	—	—	A.N. McMillin	
1933	6-2-1	.722	4-1-0	.800	2nd	2-1-0	4-1-1	0-0-0	0-0-0	1-0-0	3-1-0	2-1-1	0-0-0	0-0-0	1-1-0	3-0-0	—	—	A.N. McMillin	
1934	7-2-1	.750	4-0-0	1.000	1st	4-0-0	3-2-1	0-0-0	0-0-0	1-0-0	1-2-1	5-0-0	0-0-0	0-0-0	3-0-0	2-0-0	—	—	Lynn Waldorf	
1935	2-4-3	.389	1-2-2	.400	4th	0-2-1	2-2-2	0-0-0	0-0-0	1-0-0	0-3-1	1-1-2	0-0-0	0-0-0	0-1-1	1-1-1	—	—	Wes Fry	
1936	4-3-2	.556	2-1-2	.600	3rd	3-0-1	1-3-1	0-0-0	0-0-0	1-0-0	2-2-1	1-1-1	0-0-0	0-0-0	2-0-1	0-1-1	—	0-1-0	Wes Fry	
1937	4-5-0	.444	1-4-0	.200	T5th	2-2-0	2-3-0	0-0-0	0-0-0	0-0-0	2-3-0	2-2-0	0-0-0	0-0-0	0-2-0	1-2-0	—	0-1-0	Wes Fry	
1938	4-4-1	.500	1-3-1	.300	5th	2-1-1	2-3-0	0-0-0	0-0-0	1-0-0	2-2-0	1-2-1	0-0-0	0-0-0	1-1-1	0-2-0	—	0-1-0	Wes Fry	
1939	4-5-0	.444	1-4-0	.200	T4th	2-2-0	2-3-0	0-0-0	0-0-0	1-0-0	2-2-0	1-3-0	0-0-0	0-0-0	0-2-0	1-2-0	—	0-2-0	Wes Fry	
1940	2-7-0	.222	1-4-0	.200	5th	2-2-0	0-5-0	0-0-0	0-0-0	1-0-0	1-3-0	0-4-0	0-0-0	0-0-0	1-2-0	0-2-0	—	0-1-0	Hobbs Adams	
1941	2-5-2	.333	1-3-1	.300	5th	2-1-1	0-4-1	0-0-0	0-0-0	0-0-1	0-3-0	2-2-1	0-0-0	0-0-0	1-1-0	0-2-1	—	0-0-0	Hobbs Adams	
1942	3-8-0	.273	2-3-0	.400	4th	1-3-0	2-5-0	0-1-0	0-0-0	1-1-0	0-5-0	2-2-0	0-0-0	0-0-0	1-2-0	1-1-0	—	0-0-0	Ward Haylett	
1943	1-7-0	.125	0-5-0	.000	6th	1-4-0	0-3-0	0-0-0	0-0-0	0-0-0	1-4-0	0-3-0	0-0-0	0-0-0	0-2-0	0-3-0	—	0-0-0	Ward Haylett	
1944	2-5-2	.333	1-4-0	.200	T5th	1-2-2	1-3-0	0-0-0	0-0-0	0-0-1	0-4-0	2-1-1	0-0-0	0-0-0	1-2-0	0-2-0	—	0-0-0	Ward Haylett	
1945	1-7-1	.167	0-5-0	.000	6th	1-4-0	0-3-0	0-0-0	0-0-0	1-0-0	0-4-0	0-3-0	0-0-0	0-0-0	0-3-0	0-2-0	—	0-0-0	Lud Fiser	
1946	0-9-0	.000	0-5-0	.000	6th	0-2-0	0-7-0	0-0-0	0-0-0	0-1-0	0-3-0	0-5-0	0-0-0	0-0-0	0-2-0	0-3-0	—	0-1-0	Hobbs Adams	
1947	0-10-0	.000	0-5-0	.000	6th	0-5-0	0-5-0	0-0-0	0-0-0	0-2-0	0-4-0	0-4-0	0-0-0	0-0-0	0-3-0	0-2-0	—	0-0-0	Sam Francis	
1948	1-9-0	.100	0-6-0	.000	7th	1-3-0	0-5-0	0-0-0	0-0-0	0-1-0	1-4-0	0-4-0	0-0-0	0-0-0	0-3-0	0-3-0	—	0-2-0	Ralph Graham	
1949	2-8-0	.200	1-5-0	.200	7th	2-3-0	0-5-0	0-0-0	0-0-0	1-0-0	1-4-0	0-4-0	0-0-0	0-0-0	1-2-0	0-3-0	—	0-1-0	Ralph Graham	
1950	1-9-1	.150	0-6-0	.000	7th	1-3-0	0-6-1	0-0-0	0-0-0	1-2-0	0-3-0	0-4-0	0-0-1	0-0-0	0-3-0	0-3-0	—	0-2-0	Ralph Graham	
1951	0-9-0	.000	0-6-0	.000	7th	0-4-0	0-5-0	0-0-0	0-0-0	0-2-0	0-4-0	0-4-0	0-0-0	0-0-0	0-3-0	0-3-0	—	0-1-0	Bill Meek	
1952	1-9-1	.150	0-6-0	.000	7th	1-4-0	0-5-0	0-0-0	0-0-0	1-1-0	0-4-0	0-4-0	0-0-0	0-0-0	0-3-0	0-3-0	—	0-2-0	Bill Meek	
1953	6-3-1	.650	4-2-0	.667	T2nd	4-1-0	2-2-1	0-0-0	0-0-0	1-1-0	4-1-0	1-1-1	0-0-0	0-0-0	2-1-0	2-1-0	—	0-1-0	Bill Meek	

YEAR-BY-YEAR RECORDS



Year	W-L-T	Pct.	Conf.	Pct.	Finish	Overall			AUG	SEP	OCT	NOV	DEC	JAN	Conference			Final AP Rank	VS. Top 25	Head Coach
						H	A	N							H	A	Bowl			
1954	7-3-0	.700	3-3-0	.500	5th	3-1-0	4-2-0	0-0-0	0-0-0	2-0-0	3-2-0	2-1-0	0-0-0	0-0-0	2-1-0	1-2-0	—	—	0-1-0	Bill Meek
1955	4-6-0	.400	3-3-0	.500	T3rd	0-4-0	4-2-0	0-0-0	0-0-0	0-2-0	2-3-0	2-1-0	0-0-0	0-0-0	0-3-0	3-0-0	—	—	0-2-0	Bus Mertes
1956	3-7-0	.300	2-4-0	.333	T5th	1-3-0	2-4-0	0-0-0	0-0-0	0-2-0	1-3-0	2-2-0	0-0-0	0-0-0	1-2-0	1-2-0	—	—	0-2-0	Bus Mertes
1957	3-6-1	.350	2-4-0	.333	T5th	1-3-0	2-3-1	0-0-0	0-0-0	1-1-0	1-2-1	1-3-0	0-0-0	0-0-0	0-3-0	2-1-0	—	—	0-2-0	Bus Mertes
1958	3-7-0	.300	2-4-0	.333	5th	2-3-0	1-4-0	0-0-0	0-0-0	1-1-0	1-3-0	1-3-0	0-0-0	0-0-0	1-2-0	1-2-0	—	—	0-1-0	Bus Mertes
1959	2-8-0	.200	1-5-0	.167	7th	1-4-0	1-4-0	0-0-0	0-0-0	1-1-0	0-5-0	1-2-0	0-0-0	0-0-0	1-2-0	0-3-0	—	—	0-1-0	Bus Mertes
1960	1-9-0	.100	0-7-0	.000	8th	1-4-0	1-5-0	0-0-0	0-0-0	1-1-0	0-5-0	0-3-0	0-0-0	0-0-0	0-4-0	0-3-0	—	—	0-2-0	Doug Weaver
1961	2-8-0	.200	0-7-0	.000	8th	1-3-0	1-5-0	0-0-0	0-0-0	2-0-0	0-4-0	0-4-0	0-0-0	0-0-0	0-3-0	0-4-0	—	—	0-1-0	Doug Weaver
1962	0-10-0	.000	0-7-0	.000	8th	0-4-0	0-6-0	0-0-0	0-0-0	0-2-0	0-4-0	0-4-0	0-0-0	0-0-0	0-4-0	0-3-0	—	—	0-1-0	Doug Weaver
1963	2-7-0	.222	1-5-0	.167	7th	1-3-0	1-4-0	0-0-0	0-0-0	1-1-0	0-4-0	1-2-0	0-0-0	0-0-0	0-3-0	1-2-0	—	—	0-1-0	Doug Weaver
1964	3-7-0	.300	3-4-0	.429	T5th	2-2-0	1-5-0	0-0-0	0-0-0	0-1-0	1-4-0	2-2-0	0-0-0	0-0-0	2-2-0	1-2-0	—	—	0-1-0	Doug Weaver
1965	0-10-0	.000	0-7-0	.000	8th	0-4-0	0-6-0	0-0-0	0-0-0	0-2-0	0-5-0	0-3-0	0-0-0	0-0-0	0-3-0	0-4-0	—	—	0-1-0	Doug Weaver
1966	0-9-1	.050	0-6-1	.071	T7th	0-4-1	0-5-0	0-0-0	0-0-0	0-2-0	0-4-1	0-3-0	0-0-0	0-0-0	0-3-1	0-3-0	—	—	0-1-0	Doug Weaver
1967	1-9-0	.100	0-7-0	.000	8th	0-4-0	1-5-0	0-0-0	0-0-0	1-1-0	0-4-0	0-4-0	0-0-0	0-0-0	0-3-0	0-4-0	—	—	0-2-0	Vince Gibson
1968	4-6-0	.400	2-5-0	.286	T6th	2-3-0	2-3-0	0-0-0	0-0-0	1-1-0	1-3-0	2-2-0	0-0-0	0-0-0	1-3-0	1-2-0	—	—	0-3-0	Vince Gibson
1969	5-5-0	.500	3-4-0	.429	T5th	2-2-0	3-3-0	0-0-0	0-0-0	2-0-0	3-1-0	0-4-0	0-0-0	0-0-0	2-1-0	1-3-0	—	—	1-3-0	Vince Gibson
1970	6-5-0	.545	5-2-0	.714	T2nd	4-1-0	2-4-0	0-0-0	0-0-0	1-2-0	4-1-0	1-2-0	0-0-0	0-0-0	3-1-0	2-1-0	—	—	2-1-0	Vince Gibson
1971	5-6-0	.455	2-5-0	.286	T5th	1-4-0	4-2-0	0-0-0	0-0-0	2-1-0	1-4-0	2-1-0	0-0-0	0-0-0	0-3-0	2-2-0	—	—	0-3-0	Vince Gibson
1972	3-8-0	.273	1-6-0	.143	8th	3-3-0	0-5-0	0-0-0	0-0-0	2-2-0	1-3-0	0-3-0	0-0-0	0-0-0	1-3-0	0-3-0	—	—	0-6-0	Vince Gibson
1973	5-6-0	.455	2-5-0	.286	T6th	3-2-0	2-4-0	0-0-0	0-0-0	2-1-0	2-2-0	1-3-0	0-0-0	0-0-0	1-2-0	1-3-0	—	—	0-5-0	Vince Gibson
1974	4-7-0	.364	1-6-0	.143	T7th	4-3-0	0-4-0	0-0-0	0-0-0	3-0-0	0-4-0	1-3-0	0-0-0	0-0-0	1-3-0	0-3-0	—	—	0-4-0	Vince Gibson
1975	3-8-0	.273	0-7-0	.000	8th	1-4-0	2-4-0	0-0-0	0-0-0	3-0-0	0-4-0	0-4-0	0-0-0	0-0-0	0-3-0	0-4-0	—	—	0-5-0	Ellis Rainsberger
1976	1-10-0	.091	0-7-0	.000	8th	1-5-0	0-5-0	0-0-0	0-0-0	1-2-0	0-5-0	0-3-0	0-0-0	0-0-0	0-4-0	0-3-0	—	—	0-6-0	Ellis Rainsberger
1977	2-9-0	.182	0-7-0	.000	8th	1-4-0	1-5-0	0-0-0	0-0-0	1-2-0	1-4-0	0-3-0	0-0-0	0-0-0	0-3-0	0-4-0	—	—	1-2-0	Ellis Rainsberger
1978	4-7-0	.364	3-4-0	.429	T5th	4-2-0	0-5-0	0-0-0	0-0-0	1-3-0	1-3-0	2-1-0	0-0-0	0-0-0	3-1-0	0-3-0	—	—	0-3-0	Jim Dickey
1979	3-8-0	.375	1-6-0	.143	8th	1-4-0	2-4-0	0-0-0	0-0-0	2-1-0	1-3-0	0-4-0	0-0-0	0-0-0	0-3-0	1-3-0	—	—	0-2-0	Jim Dickey
1980	4-7-0	.364	2-5-0	.286	T7th	4-2-0	0-5-0	0-0-0	0-0-0	2-1-0	0-4-0	2-2-0	0-0-0	0-0-0	2-2-0	0-3-0	—	—	0-3-0	Jim Dickey
1981	2-9-0	.222	1-6-0	.143	8th	2-3-0	0-6-0	0-0-0	0-0-0	1-2-0	1-4-0	0-3-0	0-0-0	0-0-0	1-2-0	0-4-0	—	—	0-4-0	Jim Dickey
1982	6-5-1	.591	3-3-1	.500	4th	5-1-1	1-3-0	0-1-0	0-0-0	3-0-0	2-2-1	1-2-0	0-1-0	0-0-0	2-1-1	1-2-0	Independence	—	0-3-0	Jim Dickey
1983	3-8-0	.273	1-6-0	.143	8th	2-4-0	1-4-0	0-0-0	0-0-0	2-2-0	0-4-0	1-2-0	0-0-0	0-0-0	0-3-0	1-3-0	—	—	0-2-0	Jim Dickey
1984	3-7-1	.318	2-4-1	.357	T5th	3-2-0	0-5-1	0-0-0	0-0-0	1-3-0	1-3-0	1-1-1	0-0-0	0-0-0	2-2-0	0-2-1	—	—	0-3-0	Jim Dickey
1985	1-10-0	.091	1-6-0	.143	T7th	0-7-0	1-3-0	0-0-0	0-0-0	0-4-0	1-2-0	0-4-0	0-0-0	0-0-0	1-3-0	1-3-0	—	—	0-3-0	Jim Dickey/Lee Moon
1986	2-9-0	.182	1-6-0	.143	7th	2-4-0	0-5-0	0-0-0	1-0-0	0-3-0	1-2-0	0-4-0	0-0-0	0-0-0	1-3-0	0-3-0	—	—	0-2-0	Stan Parrish
1987	0-10-1	.045	0-6-1	.071	T7th	0-5-1	0-5-0	0-0-0	0-0-0	0-3-0	0-5-0	0-2-1	0-0-0	0-0-0	0-2-1	0-4-0	—	—	0-4-0	Stan Parrish
1988	0-11-0	.000	0-7-0	.000	8th	0-6-0	0-5-0	0-0-0	0-0-0	0-3-0	0-5-0	0-3-0	0-0-0	0-0-0	0-4-0	0-3-0	—	—	0-4-0	Stan Parrish
1989	1-10-0	.091	0-7-0	.000	8th	1-5-0	0-5-0	0-0-0	0-0-0	1-3-0	0-4-0	0-3-0	0-0-0	0-0-0	0-3-0	0-4-0	—	—	0-2-0	Bill Snyder
1990	5-6-0	.454	2-5-0	.286	T6th	5-1-0	0-5-0	0-0-0	0-0-0	3-1-0	1-3-0	1-2-0	0-0-0	0-0-0	2-1-0	0-4-0	—	—	0-2-0	Bill Snyder
1991	7-4-0	.636	4-3-0	.571	4th	5-1-0	2-3-0	0-0-0	0-0-0	3-1-0	1-2-0	3-1-0	0-0-0	0-0-0	2-1-0	2-2-0	—	—	0-4-0	Bill Snyder
1992	5-6-0	.454	2-5-0	.286	T6th	5-0-0	0-5-0	0-1-0	0-0-0	2-0-0	1-4-0	2-1-0	0-1-0	0-0-0	2-0-0	0-4-0	—	—	0-2-0	Bill Snyder
1993	9-2-1	.750	4-2-1	.643	3rd	6-0-1	2-2-2	1-0-0	0-0-0	4-0-0	2-1-1	2-1-0	1-0-0	0-0-0	3-0-1	1-2-0	Copper	20	1-1-1	Bill Snyder
1994	9-3-0	.750	5-2-0	.714	3rd	5-1-0	4-1-0	0-1-0	0-0-0	3-0-0	2-2-0	4-0-0	0-1-0	0-0-0	2-1-0	3-1-0	Aloha	19	1-2-0	Bill Snyder
1995	10-2-0	.833	5-2-0	.714	T2nd	6-1-0	3-1-0	1-0-0	0-0-0	4-0-0	3-1-0	2-1-0	1-0-0	0-0-0	3-1-0	2-1-0	Holiday	7	2-2-0	Bill Snyder
1996	9-3-0	.750	6-2-0	.750	3rd-N	5-1-0	4-1-0	0-1-0	1-0-0	3-0-0	3-1-0	2-1-0	0-0-0	0-1-0	3-1-0	3-1-0	Cotton	17	0-3-0	Bill Snyder
1997	11-1-0	.917	7-1-0	.875	2nd-N	6-0-0	4-1-0	1-0-0	0-0-0	3-0-0	3-1-0	4-0-0	1-0-0	0-0-0	4-0-0	3-1-0	Fiesta	8	2-1-0	Bill Snyder
1998	11-2-0	.846	8-0-0	1.000	1st-N	7-0-0	4-0-0	0-2-0	0-0-0	4-0-0	4-0-0	3-0-0	0-2-0	0-0-0	4-0-0	4-0-0	Alamo	10	3-1-0	Bill Snyder
1999	11-1-0	.917	7-1-0	.875	T1st-N	7-0-0	3-1-0	1-0-0	0-0-0	3-0-0	5-0-0	2-1-0	1-0-0	0-0-0	4-0-0	3-1-0	Holiday	9	1-1-0	Bill Snyder
2000	11-3-0	.786	6-2-0	.750	T1st-N	6-1-0	3-1-0	2-1-0	1-0-0	4-0-0	2-2-0	3-0-0	0-1-0	1-0-0	3-1-0	3-1-0	Cotton	9	2-2-0	Bill Snyder
2001	6-6-0	.500	3-5-0	.375	T4th-N	4-2-0	2-3-0	0-1-0	0-0-0	2-1-0	1-3-0	3-1-0	0-1-0	0-0-0	2-2-0	1-3-0	Insight.com	—	0-3-0	Bill Snyder
2002	11-2-0	.846	6-2-0	.750	2nd-N	7-1-0	3-1-0	1-0-0	1-0-0	3-0-0	2-2-0	4-0-0	1-0-0	0-0-0	3-1-0	3-1-0	Holiday	7	2-1-0	Bill Snyder
2003	11-4-0	.733	6-2-0	.750	1st	7-1-0	3-2-0	1-1-0	2-0-0	2-1-0	2-2-0	4-0-0	1-0-0	0-1-0	4-0-0	2-2-0	Fiesta	14	2-2-0	Bill Snyder
2004	4-7-0	.364	2-6-0	.250	T5th-N	3-4-0	1-3-0	0-0-0	0-0-0	2-1-0	1-4-0	1-2-0	0-0-0	0-0-0	1-3-0	1-3-0	—	—	0-1-0	Bill Snyder
2005	5-6-0	.455	2-6-0	.250	6th-N	4-2-0	1-4-0	0-0-0	0-0-0	3-0-0	1-4-0	1-2-0	0-0-0	0-0-0	2-2-0	0-4-0	—	—	0-1-0	Bill Snyder
2006	7-6-0	.538	4-4-0	.500	T2nd-N	6-2-0	1-3-0	0-1-0	0-0-0	3-2-0	2-2-0	2-1-0	0-1-0	0-0-0	3-1-0	1-3-0	Texas	—	1-4-0	Ron Prince
2007	5-7-0	.417	3-5-0	.375	4th-N	4-2-0	1-5-0	0-0-0	0-0-0	3-1-0	2-2-0	0-4-0	0-0-0	0-0-0	2-2-0	1-3-0	—	—	1-2-0	Ron Prince
2008	5-7-0	.417	2-6-0	.250	4th-N	4-3-0	1-4-0	0-0-0	1-0-0	2-1-0	1-3-0	1-3-0	0-0-0	0-0-0	1-3-0	1-2-0	—	—	0-3-0	Ron Prince
2009	6-6-0	.500	4-4-0	.500	t2nd-N	5-1-0	0-5-0	1-0-0	0-0-0	2-2-0	3-2-0	1-2-0	0-0-0	0-0-0	3-1-0	0-3-0	—	—	0-1-0	Bill Snyder
2010	7-6-0	.538	3-5-0	.375	t3rd-N	4-2-0	2-3-0	1-1-0	0-0-0	4-0-0	1-3-0	2-2-0	0-1-0	0-0-0	1-2-0	1-3-0	Pinstripe	—	0-3-0	Bill Snyder
2011	10-3-0	.769	7-2-0	.778	2nd	6-1-0	4-1-0	0-1-0	0-0-0	3-0-0	4-1-0	2-1-0	1-0-0	0-1-0	4-1-0	3-1-0	Cotton	15	2-3-0	Bill Snyder

YEARS: 116 | ALL-TIME RECORD: 475-613-41 (438)

1896 (0-1-1)

Coach : Ira Pratt

N 28	a	Fort Riley*	0-14	L
D 5	h	Fort Riley	6-6	T

* Thanksgiving Day

1897 (1-2-1)

Coach : A.W. Ehrsam

N 1	h	Chapman H.S.	4-0	W
N 8	h	Washburn	0-4	L
n/a	h	Chapman H.S.	0-0	T
N 20	a	Washburn	0-36	L

1898 (1-1-2)

Coach: G.K. Williamson

O 28	a	Chapman H.S.	0-0	T
N 5	h	Junction City H.S.	26-0	W
N 12	h	Chapman H.S.	0-0	T
N 28	h	Ottawa	6-16	L

1899 (2-3)

Coach: Albert Hansen

O 14	a	Washburn	0-24	L
O 16	a	St. Mary's	0-23	L
O 30	h	Kansas Wesleyan	17-5	W
N 11	h	College of Emporia	6-0	W
N 30	a	KSTC, Emporia	0-20	L

1900 (2-4)

Coach: Fay G. Moulton

O 22	a	Wichita	11-5	W
O 26	a	KSTC, Emporia	0-28	L
O 29	h	Ottawa	0-28	L
N 10	h	KSTC, Emporia	0-11	L
N 17	h	Kansas Wesleyan	30-0	W
N 30	a	St. Mary's	6-28	L

1901 (3-4-1)

Coach: Wade Moore

O 7	a	Bethany	12-5	W
O 14	h	College of Emporia	11-0	W
O 21	h	Bethany	0-17	L
N 6	h	K.C. Medical College	6-24	L
N 9	a	KSTC, Emporia	0-24	L
N 11	a	College of Emporia	0-11	L
N 20	h	Marhatten H.S.	30-0	W
D 1	a	Washington (Kan.) H.S.	6-6	T

1902 (2-6)

Coach: Cyrus E. Dietz

S 27	a	KSTC, Emporia	0-16	L
O 7	a	Kansas	0-16	L
O 11	h	Haskell Institute	0-23	L
O 23	h	Fort Riley	0-6	L
N 1	h	Ottawa	0-15	L
N 10	a	Bethany	0-40	L
N 22	h	Haskell Institute	24-0	W
N 27	h	Chapman H.S.	22-5	W

1903 (3-4-1)

Coach: G.O. Dietz

S 26	h	KSTC, Emporia	0-0	T
O 3	a	Kansas	0-34	L
O 24	h	Bethany	0-18	L
O 30	h	Clyde H.S.	11-0	W
N 7	h	Washburn	0-34	L
N 14	h	Fort Riley	11-0	W
N 21	h	College of Emporia	0-11	L
N 26	h	Haskell Institute	34-6	W

1904 (1-6)

Coach: Reuben F. Booth

O 8	h	Fort Riley	28-0	W
O 22	a	St. Mary's	5-10	L
O 28	h	Bethany	5-28	L
O 31	h	Fort Hays State	0-17	L
N 12	a	Washburn	0-56	L
N 18	h	Kansas	4-41	L
N 24	a	KSTC, Emporia	6-34	L

1905 (6-2)

Coach: Mike Ahearn

O 7	h	Ottawa	20-0	W
O 14	h	Washburn	5-12	L
O 21	a	Kansas Wesleyan	24-0	W

O 28	h	St. Mary's	10-5	W
O 31	h	Wichita	11-6	W
N 18	h	Haskell Institute	60-0	W
N 25	a	Kansas	0-28	L
N 30	h	KSTC, Emporia	10-0	W

1906 (5-2)

Coach: Mike Ahearn

O 22	h	College of Emporia	35-0	W
O 13	h	Haskell Institute	10-5	W
O 27	a	Washburn	4-5	L
N 5	h	Wichita	6-12	L
N 12	h	Ottawa	32-11	W
N 24	h	Kansas	6-4	W
N 29	h	KSTC, Emporia	10-0	W

1907 (5-3)

Coach: Mike Ahearn

O 7	h	College of Emporia	46-0	W
O 12	h	Haskell Institute	0-10	L
O 19	h	K.C. Veterinarians	32-0	W
O 26	a	Kansas	10-29	L
N 4	h	Ottawa	16-6	W
N 9	h	Washburn	0-5	L
N 18	h	Wichita	10-6	W
N 28	h	KSTC, Emporia	21-0	W

1908 (6-2)

Coach: Mike Ahearn

O 3	h	Kansas Wesleyan	28-5	W
O 10	a	Kansas	6-12	L
O 20	h	Oklahoma	4-33	L
O 28	h	Southwestern	17-0	W
N 7	a	Creighton\$	31-0	W
N 14	h	Oklahoma State	40-10	W
N 21	a	Washburn	23-4	W
N 26	h	Colorado State	33-10	W

\$ First K-State game outside state of Kansas

1909 (7-2)

Coach: Mike Ahearn

O 2	h	Kansas Wesleyan	35-0	W
O 9	a	Missouri	0-3	L
O 16	h	Kansas	3-5	L
O 23	h	Southwestern	60-0	W
O 30	a	KSTC, Emporia	44-0	W
N 6	h	Creighton	58-3	W
N 13	h	Oklahoma State	9-0	W
N 20	h	Wichita	71-0	W
N 25	a	Washburn	40-0	W

1910 (10-1)

Coach: Mike Ahearn

S 28	h	William Jewell	57-0	W
O 1	h	Haskell Institute	39-0	W
O 8	a	KSTC, Emporia	22-0	W
O 15	a	Arkansas	5-0	W
O 17	a	Drury	75-5	W
O 22	h	Missouri School of Mines	23-0	W
O 29	a	Creighton	6-2	W
N 5	a	Colorado College	8-15	L
N 12	h	Wichita	33-6	W
N 18	h	Baker	35-0	W
N 24	h	Washburn	33-0	W

1911 (5-4-1)

Coach: Guy Lowman

S 30	h	Southwestern	6-6	T
O 7	h	KSTC, Emporia	0-3	L
O 14	a	Nebraska	0-59	L
O 21	h	Kansas	0-6	L
O 28	h	Wichita	9-5	W
N 4	a	Baker	0-3	L
N 11	h	Creighton	12-0	W
N 18	n	Arkansas (at Kansas City)	3-0	W
N 24	h	Oklahoma State	11-0	W
N 30	a	Washburn	6-5	W

1912 (8-2)

Coach: Guy Lowman (KCAC Champions though not officially sanctioned)

S 28	h	Southwestern	19-7	W
O 9	h	Haskell Institute	21-14	W
O 12	a	Nebraska	6-30	L
O 19	h	KSTC, Emporia	22-7	W
O 26	a	Kansas	6-19	L

N 2	a	Wichita	54-0	W
N 8	h	College of Emporia	28-7	W
N 20	a	Texas A&M	13-10	W
N 28	h	Washburn	21-3	W
N 16	h	Colorado	14-6	W

1913 (3-4-1/0-2 Missouri Valley Conference)

Coach: Guy Lowman

O 3	h	Southwestern	10-13	L
O 10	a	Nebraska	6-24	L
O 18	h	KSTC, Emporia	33-0	W
O 25	h	Kansas	0-26	L
N 1	h	Wichita	30-7	W
N 18	a	Texas	0-46	L
N 27	a	Washburn	6-6	T
N 8	h	Texas A&M	12-0	W

1914 (1-5-1/0-3 Missouri Valley Conference)

Coach: Guy Lowman

O 3	h	Southwestern	15-0	W
O 10	h	KSTC, Emporia	0-0	T
O 17	h	Nebraska	0-31	L
O 24	a	Kansas	0-28	L
O 31	a	Missouri	3-13	L
N 13	h	Oklahoma	10-52	L
N 25	h	Washburn	16-26	L

1915 (3-4-1/0-2-1 Missouri Valley Conference)

Coach: John R. "Chief" Bender

O 1	h	Southwestern	9-0	W
O 9	a	Nebraska	0-31	L
O 16	a	KSTC, Emporia	0-13	L
O 23	h	Kansas (hc)	7-19	L
O 30	a	Missouri	0-0	T
N 6	h	Friends	14-0	W
N 13	a	Washburn	6-0	W
N 19	h	Oklahoma	7-21	L

1916 (6-1-1/1-1-1 Missouri Valley Conference)

Coach: Z.G. Clevenger

S 30	h	Baker	20-0	W
O 6	h	Southwestern	53-0	W
O 11	a	Nebraska	0-14	L
O 21	h	KSTC, Emporia	13-3	W
O 28	a	Kansas	0-0	T
N 11	h	Missouri (hc)	7-6	W
N 17	a	Oklahoma	14-13	W
N 23	h	Washburn	47-0	W

1917 (6-2/2-2 Missouri Valley Conference)

Coach: Z.G. Clevenger

S 29	h	Baker	28-0	W
O 6	h	Oklahoma State	23-0	W
O 13	a	Missouri	7-6	W
O 20	h	Washington (St. Louis)	61-0	W
N 3	h	Kansas (hc)	0-9	L
N 10	a	Iowa State	7-10	L
N 22	h	KSTC, Emporia	51-0	W
N 29	h	Washburn	38-0	W

1918 (4-1/no conference)

Coach: Z.G. Clevenger

S 28	h	Baker	22-0	W
O 5	h	Fort Riley	27-7	W
N 9	h	Washburn	28-9	W
N 23	h	Iowa State	11-0	W
N 28	a	Kansas	7-13	L

1919 (3-5-1/0-3-1 Missouri Valley Conference)

Coach: Z.G. Clevenger

S 28	h	Baker	16-0	W
O 3	h	Camp Funston	20-6	W
O 11	h	Missouri	6-6	T
O 18	h	Washington (St. Louis)	9-14	L
O 25	h	Fort Hays State	12-0	W
N 1	a	Kansas	3-16	L
N 7	h	Haskell Institute	3-7	L
N 15	a	Iowa State	0-46	L
N 22	h	Oklahoma (hc)	3-14	L

1920 (3-3-3/0-3-1 Missouri Valley Conference)

Coach: Charles Bachman

O 1	h	Fort Hays State	14-0	W
O 8	h	Camp Funston	55-0	W
O 15	h	KSTC, Emporia	7-7	T

O 22	a	Creighton3-0	W
O 30	h	Kansas0-14	L
N 5	a	Missouri7-10	L
N 12	h	Iowa State [hc]0-17	L
N 19	h	Oklahoma7-7	T
N 26	h	Washburn0-0	T

1921 (5-3/4-2 Missouri Valley Conference)

Coach: Charles Bachman

O 1	h	College of Emporia7-3	W
O 8	h	Washington (St. Louis)21-0	W
O 15	a	Creighton7-14	L
O 22	h	Missouri7-5	W
O 29	a	Kansas7-21	L
N 5	h	Grinnell21-7	W
N 11	a	Iowa State0-7	L
N 19	h	Oklahoma [hc]14-7	W

1922 (5-1-2/3-1-2 Missouri Valley Conference)

Coach: Charles Bachman

O 7	h	Washburn47-0	W
O 14	a	Washington(St. Louis)22-14	W
O 21	a	Oklahoma7-7	T
O 28	h	Kansas [hc]7-7	T
N 4	a	Missouri14-10	W
N 11	h	Iowa State12-2	W
N 18	a	Nebraska0-21	L
N 30	h	Texas Christian45-0	W

1923 (4-2-2/2-2-2 Missouri Valley Conference)

Coach: Charles Bachman

O 5	h	Washburn25-0	W
O 13	h	Creighton6-0	W
O 20	a	Iowa State7-7	T
O 27	a	Kansas0-0	T
N 3	h	Missouri [hc]2-4	L
N 10	a	Grinnell34-7	W
N 23	h	Oklahoma21-20	W
N 30	a	Nebraska12-34	L

1924 (3-4-1/1-4-1 Missouri Valley Conference)

Coach: Charles Bachman

O 3	a	Washburn23-0	W
O 10	h	KSTC, Emporia19-6	W
O 18	h	Kansas6-0	W
O 25	a	Missouri7-14	L
N 1	h	Iowa State0-21	L
N 15	h	Drake6-7	L
N 22	h	Nebraska [hc]0-24	L
N 26	a	Oklahoma7-7	T

1925 (5-2-1/3-2-1 Missouri Valley Conference)

Coach: Charles Bachman

S 26	h	KSTC, Emporia26-7	W
O 3	h	Oklahoma16-0	W
O 10	a	Drake0-19	L
O 17	a	Kansas14-7	W
O 24	h	Missouri0-3	L
N 7	a	Marquette2-0	W
N 14	h	Nebraska [hc]0-0	T
N 19	a	Iowa State12-7	W

1926 (5-3/2-2 Missouri Valley Conference)

Coach: Charles Bachman

O 2	h	Texas13-3	W
O 9	a	Creighton12-0	W
O 16	h	Kansas [hc]27-0	W
O 23	a	Oklahoma15-12	W
O 30	h	Arkansas16-7	W
N 6	a	Marquette0-14	L
N 13	a	Nebraska0-3	L
N 26	h	Iowa State2-3	L

1927 (3-5/2-4 Missouri Valley Conference)

Coach: Charles Bachman

S 24	h	Fort Hays State30-6	W
O 1	a	Missouri6-13	L
O 27	a	Kansas13-2	W
O 22	h	Oklahoma20-14	W
O 27	a	Iowa State7-12	L
N 11	a	Texas7-41	L
N 19	h	Nebraska [hc]0-33	L
N 24	h	Oklahoma State18-25	L

1928 (3-5/0-5 Big 6)

Coach: A.N. "Bo" McMillin

S 29	h	Bethany32-7	W
O 6	a	Oklahoma State13-6	W
O 13	h	Fort Hays State22-7	W
O 20	h	Kansas [hc]0-7	L
O 27	a	Oklahoma21-33	L
N 10	h	Missouri6-19	L
N 17	a	Iowa State0-7	L
N 29	a	Nebraska0-8	L

1929 (3-5/3-2 Big 6)

Coach: A.N. "Bo" McMillin

O 5	a	Purdue14-26	L
O 12	n	Texas A&M (at Dallas)0-19	L
O 19	a	Kansas6-0	W
O 26	h	Oklahoma [hc]13-14	L
N 2	a	Missouri7-6	W
N 9	h	Iowa State3-2	W
N 23	h	Nebraska6-12	L
N 28	a	Marquette6-25	L

1930 (5-3/3-2 Big 6)

Coach: A.N. "Bo" McMillin

O 4	h	Washburn14-0	W
O 18	h	Kansas [hc]0-14	L
O 25	a	Oklahoma0-7	L
N 1	h	Missouri20-13	W
N 8	a	West Virginia7-23	L
N 15	a	Iowa State13-0	W
N 22	h	Centre College27-0	W
N 27	a	Nebraska10-9	W

1931 (8-2/3-2 Big 6)

Coach: A.N. "Bo" McMillin

O 3	h	KSTC, Pittsburg28-7	W
O 10	a	Missouri20-7	W
O 17	a	Kansas13-0	W
O 24	h	Oklahoma14-0	W
O 31	a	West Virginia19-0	W
N 7	a	Iowa State6-7	L
N 14	h	Nebraska [hc]3-6	L
N 21	h	North Dakota State19-6	W
N 26	a	Washburn22-0	W
D 5	a	Wichita20-6	W

1932 (4-4/2-3 Big 6)

Coach: A.N. "Bo" McMillin

S 24	h	Wichita26-0	W
O 1	a	Purdue13-29	L
O 8	a	Kansas Wesleyan %52-6	W
O 15	h	Missouri25-0	W
O 22	a	Oklahoma13-20	L
O 29	a	Nebraska0-6	L
N 5	h	Iowa State31-0	W
N 19	h	Kansas [hc]0-19	L

% First K-State night game, Salina, Kan.

1933 (6-2-1/4-1 Big 6)

Coach: A.N. "Bo" McMillin

S 30	h	KSTC, Emporia25-0	W
O 6	a	Washington (St. Louis)20-14	W
O 14	a	Missouri33-0	W
O 21	h	Nebraska [hc]0-9	L
O 28	a	Kansas6-0	W
N 4	a	Michigan State0-0	T
N 11	a	Iowa State7-0	W
N 18	h	Oklahoma14-0	W
N 30	a	Texas Tech0-6	L

1934 (7-2-1/5-0 Big 6)

Coach: Lynn "Pappy" Waldorf

Conference Champions

S 29	h	Fort Hays State13-0	W
O 6	a	Manhattan (N.Y.) College13-13	T
O 12	a	Marquette20-27	L
O 20	h	Kansas [hc]13-0	W
O 27	a	Tulsa0-21	L
N 3	a	Washburn14-6	W
N 10	h	Missouri29-0	W
N 17	a	Oklahoma8-7	W
N 24	h	Iowa State20-0	W
N 29	a	Nebraska19-7	W

1935 (2-4-3/1-2-2 Big 6)

Coach: Wes Fry

S 27	a	Duquesne12-0	W
O 5	h	Fort Hays State0-3	L
O 11	a	Marquette0-14	L
O 19	h	Nebraska [hc]0-0	T
O 26	a	Kansas2-9	L
N 2	a	Tulsa13-13	T
N 9	a	Iowa State6-0	W
N 16	h	Oklahoma0-3	L
N 23	a	Missouri7-7	T

1936 (4-3-2/2-1-2 Big 6)

Coach: Wes Fry

S 26	h	Fort Hays State13-0	W
O 3	a	Oklahoma State31-0	W
O 10	h	Missouri7-7	T
O 17	a	Marquette0-13	L
O 24	h	Kansas [hc]26-6	W
O 31	a	Tulsa7-10	L
N 7	a	Oklahoma6-6	T
N 14	h	Iowa State47-7	W
N 21	a	Nebraska (13)0-40	L

1937 (4-5/1-4 Big 6)

Coach: Wes Fry

O 2	a	Boston College7-21	L
O 9	a	Missouri7-14	L
O 16	h	Marquette13-0	W
O 23	a	Creighton15-7	W
O 30	h	Oklahoma [hc]0-19	L
N 6	h	Washburn20-7	W
N 13	a	Kansas7-0	W
N 20	a	Iowa State7-13	L
N 27	h	Nebraska (11)0-3	L

1938 (4-4-1/1-3-1 Big 6)

Coach: Wes Fry

O 1	a	Northwestern0-21	L
O 8	h	Missouri21-13	W
O 14	a	Marquette6-0	W
O 22	a	Indiana13-6	W
O 29	h	Kansas [hc]7-27	L
N 5	a	Oklahoma (11)0-26	L
N 12	h	Iowa State13-13	T
N 19	h	Washburn41-14	W
N 24	a	Nebraska7-14	L

1939 (4-5/1-4 Big 6)

Coach: Wes Fry

S 30	h	Fort Hays State34-7	W
O 14	h	Colorado20-0	W
O 6	a	Marquette3-0	W
O 21	a	Missouri7-9	L
O 28	h	Nebraska (10) [hc]9-25	L
N 4	a	Kansas27-6	W
N 11	h	Oklahoma (6)10-13	L
N 18	a	Iowa State0-10	L
N 25	a	Boston College7-38	L

1940 (2-7/1-4 Big 6)

Coach: Hobbs Adams

S 28	h	KSTC, Emporia21-16	W
O 5	a	Colorado6-7	L
O 12	h	Missouri13-24	L
O 19	a	Oklahoma0-14	L
O 26	h	Kansas [hc]20-0	W
N 2	a	Michigan State0-32	L
N 9	a	South Carolina13-20	L
N 16	h	Iowa State0-12	L
N 30	a	Nebraska (8)0-20	L

1941 (2-5-2/1-3-1 Big 6)

Coach: Hobbs Adams

S 27	h	Fort Hays State0-0	T
O 4	a	Northwestern3-51	L
O 11	a	Missouri0-35	L
O 18	h	Oklahoma0-16	L
N 8	h	South Carolina3-0	W
N 15	a	Kansas16-20	W
N 22	a	Iowa State12-12	T
N 29	a	Arizona21-28	L
N 1	h	Nebraska [hc]12-6	W

1942 (3-8/2-3 Big 6)
Coach: Ward Haylett

S 19	a	Kansas Wesleyan	37-6	W
S 26	a	Texas	0-64	L
O 3	h	Fort Riley	7-21	L
O 10	n	Duquesne (at Philadelphia)	0-33	L
O 17	h	Missouri	2-46	L
O 24	h	Kansas (hc)	7-19	L
O 3	a	Wichita	0-9	L
N 7	a	Oklahoma	0-76	L
N 14	a	Indiana	0-54	L
N 21	h	Iowa State	7-6	W
N 28	a	Nebraska	19-0	W

1943 (1-7/0-6 Big 6)
Coach: Ward Haylett

O 2	h	Washburn	13-7	W
O 9	a	Missouri	14-47	L
O 16	h	William Jewell	6-19	L
O 23	h	Oklahoma	0-37	L
O 30	a	Kansas	2-25	L
N 6	h	Nebraska (hc)	7-13	L
N 12	h	Washburn	6-13	L
N 20	a	Iowa State	0-48	L

1944 (2-5-2/1-4 Big 6)
Coach: Ward Haylett

S 30	h	Wichita	6-6	T
O 7	h	Missouri	0-33	L
O 14	a	Michigan State	6-45	L
O 21	a	Oklahoma	0-68	L
O 28	h	Iowa State	0-14	L
N 4	a	Wichita	15-0	W
N 11	h	Kansas (hc)	18-14	W
N 18	h	Olathe NAS	0-0	T
N 25	a	Nebraska	0-35	L

1945 (1-7/0-5 Big 6)
Coach: Lud Fiser

S 29	h	Wichita	13-6	W
O 6	h	Olathe NAS	12-34	L
O 13	a	Marquette	13-55	L
O 20	h	Missouri	7-41	L
O 27	h	Oklahoma	13-41	L
N 3	a	Iowa State	13-40	L
N 10	h	Nebraska (hc)	0-24	L
N 17	a	Kansas	0-27	L

1946 (0-9/0-5 Big 6)
Coach: Hobbs Adams

S 28	a	Hardin-Simmons	7-21	L
O 5	a	Nebraska	0-31	L
O 12	a	Missouri	0-26	L
O 19	a	Oklahoma (13)	7-28	L
N 2	h	Iowa State	7-13	L
N 9	a	San Francisco	6-38	L
N 16	h	Kansas (hc)	0-34	L
N 23	a	New Mexico	7-14	L
N 30	a	Arizona	7-28	L

1947 (0-10/0-5 Big 6)
Coach: Sam Francis

S 20	h	Oklahoma State (First night game at Memorial)	0-12	L
S 26	a	Texas-El Paso	6-20	L
O 4	h	New Mexico	18-20	L
O 10	a	Boston College	13-49	L
O 18	h	Missouri	7-47	L
O 25	h	Nebraska (hc)	7-14	L
N 1	a	Kansas	0-55	L
N 8	h	Oklahoma	13-27	L
N 15	a	Iowa State	0-14	L
N 29	a	Florida	7-25	L

1948 (1-9/0-6 Big 7)
Coach: Ralph Graham

S 25	a	Illinois	0-40	L
O 2	h	Iowa State	0-20	L
O 9	h	Arkansas State	37-6	W
O 16	a	Oklahoma (20)	0-42	L
O 23	a	Colorado	7-51	L
O 30	h	Missouri (8) (hc)	7-49	L
N 6	a	Nebraska	0-32	L
N 2	h	Kansas	14-20	L
N 20	a	Oklahoma State	6-42	L
N 25	a	Washington (St. Louis)	7-21	L

1949 (2-8/1-5 Big 7)
Coach: Ralph Graham

S 24	h	Fort Hays State	55-0	W
O 1	h	Colorado	27-13	W
O 8	h	Nebraska	6-13	L
O 15	a	Iowa State	21-25	L
O 22	a	Memphis State	14-21	L
O 29	a	Kansas	0-38	L
N 5	h	Oklahoma (3) (hc)	0-39	L
N 12	h	Oklahoma State	14-26	L
N 19	a	Tulsa	27-48	L
N 24	a	Missouri	27-34	L

1950 (1-9-1/0-6 Big 7)
Coach: Ralph Graham

S 16	h	Baker	55-0	W
S 23	a	Washington	7-33	L
S 30	a	Colorado	6-34	L
O 7	a	Marquette	6-46	L
O 14	h	Missouri	7-28	L
O 21	a	Oklahoma (2)	0-58	L
N 4	h	Iowa State (hc)	7-13	L
N 11	a	Nebraska (16)	21-49	L
N 18	h	Kansas	7-47	L
N 25	a	Oklahoma State	0-41	L
D 2	a	Wichita	6-6	T

1951 (0-9/0-6 Big 7)
Coach: Bill Meek

S 22	h	Cincinnati	20-34	L
S 29	a	Iowa	0-16	L
O 6	h	Nebraska (forfeit)	0-1	L
O 13	a	Iowa State	6-32	L
O 20	h	Colorado (hc)	7-20	L
O 27	a	Kansas	14-33	L
N 3	h	Oklahoma (17)	0-33	L
N 10	a	Tulsa	26-42	L
N 17	a	Missouri (forfeit)	0-1	L

1952 (1-9/0-6 Big 7)
Coach: Bill Meek

S 20	h	Bradley	21-7	W
S 27	a	Cincinnati	6-13	L
O 4	h	Missouri (hc)	0-26	L
O 11	a	Nebraska	14-27	L
O 18	a	Tulsa	7-26	L
O 25	a	Oklahoma (3)	6-49	L
N 1	h	Kansas (9)	6-26	L
N 8	h	Wyoming	7-20	L
N 15	a	Colorado	14-34	L
N 22	h	Iowa State	0-27	L

1953 (6-3-1/4-2 Big 7)
Coach: Bill Meek

S 19	h	Drake	50-0	W
S 26	a	Colorado State	13-14	L
O 3	h	Nebraska	27-0	W
O 10	a	Iowa State	20-12	W
O 17	h	Colorado	28-14	W
O 24	h	Wichita	21-0	W
O 31	h	Oklahoma (9) (hc)	0-34	L
N 7	a	Kansas	7-0	W
N 14	a	Missouri	6-16	L
N 21	a	Arizona	26-26	T

1954 (7-3/3-3 Big 7)
Coach: Bill Meek

S 18	h	Colorado State	29-0	W
S 25	a	Wyoming	21-13	W
O 2	h	Missouri	7-35	L
O 9	a	Nebraska	7-3	W
O 16	a	Tulsa	20-13	W
O 23	a	Oklahoma (1)	0-21	L
O 30	h	Kansas	28-6	W
N 6	a	Drake	53-18	W
N 13	h	Iowa State (hc)	12-7	W
N 20	a	Colorado	14-38	L

1955 (4-6/3-3 Big 7)
Coach: Bus Mertes

S 17	h	Wyoming	7-12	L
S 24	a	Iowa	7-28	L
O 1	h	Nebraska	0-16	L
N 8	a	Marquette	41-0	W
O 15	h	Colorado (20)	13-34	L

O 22	a	Iowa State	9-7	W
O 29	h	Oklahoma (1) (hc)	7-40	L
N 5	a	Kansas	46-0	W
N 12	a	Missouri	21-0	W
N 19	a	Oklahoma State	0-28	L

1956 (3-7/2-4 Big 7)
Coach: Bus Mertes

S 22	h	Oklahoma State	7-27	L
S 29	a	Colorado	0-34	L
O 6	a	Oklahoma (1)	0-66	L
O 13	a	Nebraska	10-7	W
O 20	h	Missouri	6-20	L
O 27	a	Wyoming	15-27	L
N 3	h	Kansas	15-20	L
N 10	a	Marquette	41-14	W
N 17	h	Iowa State (hc)	32-6	W
N 24	a	Michigan State (10)	17-38	L

1957 (3-6-1/2-4 Big 7)
Coach: Bus Mertes

S 21	a	Wyoming	7-12	L
S 28	h	Brigham Young	36-7	W
O 5	h	Nebraska	7-14	L
O 12	a	Pacific	7-7	T
O 19	h	Colorado (hc)	14-42	L
O 26	a	Iowa State	14-10	W
N 2	h	Oklahoma (2)	0-13	L
N 9	a	Kansas	7-13	L
N 16	a	Missouri	23-21	W
N 23	a	Michigan State (1)	9-27	L

1958 (3-7/2-4 Big 7)
Coach: Bus Mertes

S 20	h	Wyoming	17-14	W
S 27	a	Colorado	3-13	L
O 4	h	Utah State	13-20	L
O 11	a	Nebraska	23-6	W
O 18	h	Missouri (hc)	8-32	L
O 25	a	Oklahoma (9)	6-40	L
N 1	h	Kansas	12-21	L
N 8	a	Oklahoma State	7-14	L
N 15	h	Iowa State	14-6	W
N 22	a	Michigan State	7-26	L

1959 (2-8/1-5 Big 7)
Coach: Bus Mertes

S 19	h	Wichita	0-19	L
S 26	a	South Dakota State	28-12	W
O 3	h	Oklahoma State	21-27	L
O 10	h	Colorado	17-20	L
O 17	a	Kansas	14-33	L
O 24	a	Iowa State	0-26	L
O 31	a	Iowa	0-53	L
N 7	h	Oklahoma (18) (hc)	0-36	L
N 14	a	Missouri	0-26	L
N 21	h	Nebraska	29-14	W

1960 (1-9/0-7 Big 8)
Coach: Doug Weaver

S 17	h	South Dakota State	20-6	W
S 24	h	Kansas (7)	0-41	L
O 1	a	Colorado	7-27	L
O 8	a	Nebraska	7-17	L
O 15	h	Missouri (6)	0-45	L
O 22	a	Oklahoma	7-49	L
O 29	a	Minnesota (6)	7-48	L
N 5	h	Oklahoma State (hc)	7-28	L
N 12	h	Iowa State	7-20	L
N 19	a	Arizona	16-35	L

1961 (2-8/0-7 Big 8)
Coach: Doug Weaver

S 23	h	Indiana	14-8	W
S 30	a	Air Force	14-12	W
O 7	h	Nebraska	0-24	L
O 14	a	Kentucky	8-21	L
O 21	h	Colorado (9) (hc)	0-13	L
O 28	a	Iowa State	7-31	L
N 4	h	Oklahoma	6-17	L
N 11	a	Kansas	0-34	L
N 18	a	Missouri	9-27	L
N 25	a	Oklahoma State	0-45	L

1962 (0-10/0-7 Big 8)

Coach: Doug Weaver

S 22	a	Indiana	0-21	L
S 29	a	Colorado	0-6	L
O 6	a	Washington (8)	0-41	L
O 13	h	Missouri	0-32	L
O 20	a	Nebraska	6-26	L
O 27	a	Oklahoma	0-47	L
N 3	h	Kansas	0-38	L
N 10	a	Arizona	13-14	L
N 17	h	Iowa State [hc]	14-28	L
N 24	h	Oklahoma State	6-30	L

1963 (2-7/1-5 Big 8)

Coach: Doug Weaver

S 21	h	Brigham Young	24-7	W
S 28	a	San Jose State	0-16	L
O 5	h	Colorado	7-21	L
O 12	a	Missouri	11-21	L
O 19	h	Nebraska	6-28	L
O 26	h	Oklahoma (7) [hc]	9-34	L
N 2	a	Kansas	0-34	L
N 9	a	Texas Tech	13-51	L
N 16	a	Iowa State	21-10	W
		Oklahoma State (canceled)		

1964 (3-7/3-4 Big 8)

Coach: Doug Weaver

S 19	a	Wisconsin	7-17	L
O 3	a	Colorado	16-14	W
O 10	h	Missouri	0-7	L
O 17	a	Nebraska (6)	0-47	L
O 24	a	Oklahoma	0-44	L
O 31	h	Kansas [hc]	0-7	L
N 7	a	Arizona State	10-21	L
N 14	h	Iowa State	7-6	W
N 21	h	Oklahoma State	17-14	W
N 28	a	New Mexico	7-9	L

1965 (0-10/0-7 Big 8)

Coach: Doug Weaver

S 18	a	Indiana	7-19	L
S 24	a	Brigham Young	3-21	L
O 2	h	Colorado	0-36	L
O 9	a	Missouri	6-28	L
O 16	h	Nebraska (2)	0-41	L
O 23	h	Oklahoma [hc]	0-27	L
O 30	a	Kansas	0-34	L
N 6	h	Cincinnati	14-21	L
N 13	a	Iowa State	6-38	L
N 20	a	Oklahoma State	7-31	L

1966 (0-9-1/0-6-1 Big 8)

Coach: Doug Weaver

S 17	a	Army	6-21	L
S 24	h	New Mexico	8-28	L
O 1	a	Colorado (20)	0-10	L
O 8	h	Missouri	0-27	L
O 15	a	Nebraska (6)	10-21	L
O 22	a	Cincinnati	14-28	L
O 29	h	Kansas [hc]	3-3	T
N 5	a	Oklahoma	6-37	L
N 12	h	Iowa State	13-30	L
N 19	h	Oklahoma State	6-21	L

1967 (1-9/0-7 Big 8)

Coach: Vince Gibson

S 23	a	Colorado State	17-7	W
S 30	h	Virginia Tech	3-15	L
O 7	h	Nebraska (7)	14-16	L
O 14	a	Iowa State	0-17	L
O 21	h	Oklahoma [hc]	7-46	L
O 28	a	Arkansas (at Little Rock, Ark.)	7-28	L
N 4	a	Kansas	16-17	L
N 11	a	Missouri	6-28	L
N 18	h	Colorado (19)	6-40	L
N 25	a	Oklahoma State	14-49	L

1968 (4-6/2-5 Big 8)

Coach: Vince Gibson

S 21	h	Colorado State #	21-0	W
S 28	a	(20) Penn State (4)	9-25	L
O 5	a	Virginia Tech	34-19	W
O 12	h	Iowa State	14-23	L
O 19	a	Colorado	14-37	L

O 26	h	Missouri (14)	20-56	L
N 2	a	Oklahoma	20-35	L
N 9	a	Nebraska	12-0	W
N 16	h	Kansas (7) [hc]	29-38	L
N 23	h	Oklahoma State	21-14	W

First Game at KSU Stadium

1969 (5-5/3-4 Big 8)

Coach: Vince Gibson

S 20	a	Baylor	48-15	W
S 27	a	Arizona	42-27	W
O 4	h	Penn State (2)	14-17	L
O 11	a	Kansas	26-22	W
O 18	h	Iowa State	34-7	W
O 25	h	(18) Oklahoma (11) [hc]*	59-21	W
N 1	a	(12) Missouri (14)	38-41	L
N 8	a	(15) Oklahoma State	19-28	L
N 15	h	Nebraska (17)	7-10	L
N 22	a	Colorado	32-45	L

** First win over a ranked opponent*

1970 (6-5/5-2 Big 8)

Coach: Vince Gibson

S 12	h	Utah State	37-0	W
S 19	a	Kentucky	3-16	L
S 26	a	Arizona State	13-35	L
O 3	h	Colorado (8)	21-20	W
O 10	h	Kansas	15-21	L
O 17	a	Iowa State	17-0	W
O 24	a	Oklahoma	19-14	W
O 31	h	Missouri (17)	17-13	W
N 7	h	Oklahoma State [hc]	28-15	W
N 14	a	(20) Nebraska (4)	13-51	L
N 22	a	Florida State	7-31	L

1971 (5-6/2-5 Big 8)

Coach: Vince Gibson

S 11	h	Utah State	7-10	L
S 18	a	Tulsa	19-10	W
S 25	h	Brigham Young	23-7	W
O 2	a	Colorado (6)	21-31	L
O 9	a	Kansas	13-39	L
O 16	h	Iowa State [hc]	0-24	L
O 23	h	Oklahoma (2)	28-75	L
O 30	a	Missouri	28-12	W
N 6	a	Oklahoma State	35-23	W
N 13	h	Nebraska (1)	17-44	L
N 20	a	Memphis State	28-21	W

1972 (3-8/1-6 Big 8)

Coach: Vince Gibson

S 9	h	Tulsa	21-13	W
S 16	a	Brigham Young	9-32	L
S 23	a	Arizona State (10)	14-56	L
S 30	h	Tampa	31-7	W
O 7	h	Colorado (12)	17-38	L
O 14	h	Kansas	20-19	W
O 21	a	Iowa State (20)	22-25	L
O 28	a	Oklahoma (8)	0-52	L
N 4	h	Missouri (16)	14-31	L
N 11	h	Oklahoma State [hc]	14-45	L
N 18	a	Nebraska (5)	7-59	L

1973 (5-6/2-5 Big 8)

Coach: Vince Gibson

S 15	a	Florida (14)	10-21	L
S 22	h	Tulsa	21-0	W
S 29	a	Tampa	17-0	W
O 6	h	Memphis State	21-16	W
O 13	a	Kansas (19)	18-25	L
O 20	h	Iowa State	21-19	W
O 27	h	Oklahoma (3) [hc]	14-56	L
N 3	a	Missouri (12)	7-31	L
N 10	a	Oklahoma State	9-28	L
N 17	h	Nebraska (10)	21-50	L
N 24	a	Colorado	17-14	W

1974 (4-7/1-6 Big 8)

Coach: Vince Gibson

S 14	h	Tulsa	31-14	W
S 21	h	Wichita State	17-0	W
S 28	h	Pacific	38-7	W
O 5	a	Mississippi State	16-21	L
O 12	h	Kansas (19)	13-20	L
O 19	a	Iowa State	18-23	L

O 26	a	Oklahoma (2)	0-63	L
N 2	h	Missouri	15-52	L
N 9	h	Oklahoma State (17) [hc]	5-29	L
N 16	a	Nebraska (6)	7-35	L
N 23	h	Colorado	33-19	W

1975 (3-8/0-7 Big 8)

Coach: Ellis Rainsberger

S 13	a	Tulsa	17-16	W
S 20	h	Wichita State	32-0	W
S 27	a	Wake Forest	17-16	W
O 4	h	Texas A&M (6)	0-10	L
O 11	h	Iowa State	7-17	L
O 18	h	Oklahoma (2) [hc]	3-25	L
O 25	a	Missouri (15)	3-35	L
N 1	a	Kansas	0-28	L
N 8	h	Nebraska (3)	0-12	L
N 15	a	Oklahoma State	3-56	L
N 22	a	Colorado (9)	7-33	L

1976 (1-10/0-7 Big 8)

Coach: Ellis Rainsberger

S 11	h	Brigham Young	13-3	W
S 18	a	Texas A&M (11)	14-34	L
S 25	h	Wake Forest	0-13	L
O 2	a	Florida State	10-20	L
O 9	h	Missouri (9)	21-28	L
O 16	a	Nebraska (3)	0-51	L
O 23	h	Kansas	14-24	L
O 30	a	Iowa State	14-45	L
N 6	a	Oklahoma (17)	20-49	L
N 13	h	Oklahoma State (17) [hc]	21-45	L
N 20	h	Colorado (15)	28-35	L

1977 (2-9/0-7 Big 8)

Coach: Ellis Rainsberger

S 10	a	Brigham Young	0-39	L
S 17	h	Florida State	10-18	L
S 24	a	Wichita State	21-14	W
O 1	h	Mississippi St. (18) (forfeit)	21-24	W
O 8	h	Nebraska (9)	9-26	L
O 15	a	Oklahoma State	14-21	L
O 22	a	Missouri	13-28	L
O 29	h	Oklahoma (4)	7-42	L
N 5	a	Kansas	21-29	L
N 12	h	Iowa State [hc]	15-22	L
N 19	a	Colorado	0-23	L

1978 (4-7/3-4 Big 8)

Coach: Jim Dickey

S 9	a	Arizona	0-31	L
S 16	h	Auburn	32-45	L
S 23	a	Tulsa	14-24	L
S 30	h	Air Force	34-21	W
O 7	h	Oklahoma State	18-7	W
O 14	a	Nebraska (8)	14-48	L
O 21	h	Missouri (13) [hc]	14-56	L
O 28	a	Oklahoma (1)	19-56	L
N 4	a	Iowa State	0-24	L
N 11	h	Colorado	20-10	W
N 18	h	Kansas	36-20	W

1979 (3-8/1-6 Big 8)

Coach: Jim Dickey

S 15	a	Auburn	18-26	L
S 22	h	Oregon State	22-16	W
S 29	a	Air Force	19-6	W
O 6	h	Tulsa	6-9	L
O 13	h	Iowa State [hc]	3-7	L
O 20	h	Oklahoma (9)	6-38	L
O 27	a	Missouri	19-3	W
N 3	a	Kansas	28-36	L
N 10	h	Nebraska (2)	12-21	L
N 17	a	Oklahoma State	15-42	L
N 24	a	Colorado	6-21	L

1980 (4-7/1-6 Big 8)

Coach: Jim Dickey

S 13	a	LSU	0-21	L
S 20	h	South Dakota	24-3	W
S 27	h	Arkansas State	31-7	W
O 4	a	Tulsa	0-3	L
O 11	a	Iowa State	7-31	L
O 18	a	Oklahoma (17)	21-35	L
O 25	h	Missouri (16) [hc]	3-13	L

N 1	h	Kansas (forfeit) @	18-20	W
N 8	a	Nebraska (5)	8-55	L
N 15	h	Oklahoma State	0-10	L
N 22	h	Colorado	17-14	W

@ K-State later awarded 1-0 victory by forfeit

1981 (2-9/1-6 Big 8)

Coach: Jim Dickey

S 12	h	South Dakota	31-10	W
S 19	a	Washington (15)	3-20	L
S 26	h	Drake	17-18	L
O 3	a	Tulsa	21-35	L
O 10	a	Missouri (13)	13-58	L
O 17	h	Nebraska (19)	3-49	L
O 24	a	Kansas	14-17	L
O 31	h	Iowa State [hcl]	10-7	W
N 7	h	Oklahoma (17)	21-28	L
N 14	a	Oklahoma State	10-31	L
N 21	a	Colorado	21-24	L

1982 (6-5-1/3-3-1 Big 8)

Coach: Jim Dickey

S 11	h	Kentucky	23-9	W
S 18	h	South Dakota	42-3	W
S 25	h	Wichita State	31-7	W
O 2	a	Arizona State (13)	7-30	L
O 9	h	Missouri [hcl]	7-7	T
O 16	a	Nebraska (6)	13-42	L
O 23	h	Kansas	36-7	W
O 30	a	Iowa State	9-3	W
N 6	a	Oklahoma (14)	10-24	L
N 13	h	Oklahoma State	16-24	L
N 20	h	Colorado	33-10	W

Independence Bowl (Shreveport, La.)

D 11	n	Wisconsin	3-14	L
------	---	-----------	------	---

1983 (3-8/1-6 Big 8)

Coach: Jim Dickey

S 3	h	Long Beach	20-28	L
S 10	a	Kentucky	12-31	L
S 17	h	Texas Christian	20-3	W
S 24	h	Wyoming	27-25	W
O 1	h	Oklahoma (9)	10-29	L
O 15	a	Kansas	3-31	L
O 22	a	Missouri	0-38	L
O 29	h	Nebraska (1)	25-51	L
N 5	a	Oklahoma State	21-20	W
N 12	h	Iowa State [hcl]	27-49	L
N 19	a	Colorado	21-38	L

1984 (3-7/2-4-1 Big 8)

Coach: Jim Dickey

S 8	a	Vanderbilt	14-26	L
S 15	h	Tennessee Tech	28-12	W
S 22	a	Texas Christian	10-42	L
S 29	a	Oklahoma (7)	6-24	L
O 6	a	South Carolina	17-49	L
O 13	h	Kansas	24-7	W
O 20	h	Missouri [hcl]	21-61	L
O 27	a	Nebraska (4)	14-62	L
N 3	h	Oklahoma State (7)	6-34	L
N 10	a	Iowa State	7-7	T
N 17	h	Colorado	38-6	W

1985 (1-10/1-6 Big 8)

Coach: Jim Dickey

S 7	h	Wichita State	10-16	L
S 14	h	Northern Iowa	6-10	L

Interim Coach: Lee Moon

S 21	h	Texas Christian	22-24	L
S 28	h	North Texas State	10-22	L
O 5	h	Oklahoma (2) [hcl]	6-41	L
O 19	a	Kansas	7-38	L
O 26	a	Missouri	20-17	W
N 2	h	Nebraska (5)	3-41	L
N 9	a	Oklahoma State (10)	3-35	L
N 16	h	Iowa State	14-21	L
N 23	a	Colorado	0-30	L

1986 (2-9/1-6 Big 8)

Coach: Stan Parrish

A 30	h	Western Illinois	35-7	W
S 6	a	Texas Tech	7-41	L
S 13	h	Northern Iowa	0-17	L
S 20	a	Texas Christian	22-35	L

O 4	a	Oklahoma (6)	10-56	L
O 18	h	Kansas	29-12	W
O 25	h	Missouri [hcl]	6-17	L
N 1	a	Nebraska (9)	0-38	L
N 8	h	Oklahoma State	3-23	L
N 15	a	Iowa State	19-48	L
N 22	h	Colorado	3-49	L

1987 (0-10-1/0-6-1 Big 8)

Coach: Stan Parrish

S 5	h	Austin Peay State	22-26	L
S 19	h	Army	14-41	L
S 26	a	Iowa (19)	13-38	L
O 3	h	Tulsa	25-37	L
O 10	a	Missouri	10-34	L
O 17	h	Oklahoma (1) [hcl]	10-59	L
O 24	a	Nebraska (2)	3-56	L
O 31	a	Oklahoma State (12)	7-56	L
N 7	h	Kansas	17-17	T
N 14	a	Iowa State	14-16	L
N 21	h	Colorado	0-41	L

1988 (0-11/0-7 Big 8)

Coach: Stan Parrish

S 3	a	Tulsa	9-35	L
S 10	h	Iowa (17)	10-45	L
S 17	a	Tulane	16-20	L
O 1	h	Louisiana Tech [hcl]	28-31	L
O 8	h	Missouri	21-52	L
O 15	a	Oklahoma (10)	24-70	L
O 22	h	Nebraska (5)	3-48	L
O 29	h	Oklahoma State (12)	27-45	L
N 5	a	Kansas	12-30	L
N 12	h	Iowa State	7-16	L
N 19	a	Colorado	14-56	L

1989 (1-10/0-7 Big 8)

Coach: Bill Snyder

S 9	a	Arizona State	0-31	L
S 16	h	Northern Iowa	8-10	L
S 23	h	Northern Illinois	20-37	L
S 30	h	North Texas State	20-17	W
O 7	a	Nebraska (4)	7-58	L
O 14	a	Oklahoma State	13-17	L
O 21	h	Missouri	9-21	L
O 28	h	Kansas [hcl]	16-21	L
N 4	a	Iowa State	11-36	L
N 11	a	Oklahoma	19-42	L
N 18	h	Colorado (2)	11-59	L

1990 (5-6/2-5 Big 8)

Coach: Bill Snyder

S 8	h	Western Illinois	27-6	W
S 15	h	New Mexico State	52-7	W
S 22	a	Northern Illinois	35-42	L
S 29	h	New Mexico	38-6	W
O 6	h	Nebraska (8)	8-45	L
O 13	h	Oklahoma State	23-17	L
O 20	a	Missouri	10-31	L
O 27	a	Kansas	24-27	L
N 3	h	Iowa State [hcl]	28-14	W
N 10	a	Oklahoma	7-34	L
N 17	a	Colorado (2)	3-64	L

1991 (7-4/4-3 Big 8)

Coach: Bill Snyder

S 7	h	Indiana State	26-25	W
S 14	h	Idaho State	41-7	W
S 21	h	Northern Illinois	34-17	W
S 28	a	Washington (4)	3-56	L
O 12	h	Kansas [hcl]	16-12	W
O 19	a	Nebraska (9)	31-38	L
O 26	h	Colorado (16)	0-10	L
N 2	a	Oklahoma (21)	7-28	L
N 9	a	Iowa State	37-7	W
N 16	h	Missouri	32-0	W
N 23	a	Oklahoma State	36-26	W

1992 (5-6/2-5 Big 8)

Coach: Bill Snyder

S 19	h	Montana	27-12	W
S 26	h	Temple	35-14	W
O 3	h	New Mexico State	19-0	W
O 10	a	Kansas	7-31	L
O 17	a	Utah State	16-28	L

O 24	a	Colorado (9)	7-54	L
O 31	a	Oklahoma	14-16	L
N 5	h	Iowa State [hcl]	22-13	W
N 14	a	Missouri	14-27	L
N 21	h	Oklahoma State	10-0	W

Coca Cola Bowl (Tokyo, Japan)

D 5	n	Nebraska (11)	24-38	L
-----	---	---------------	-------	---

1993 (9-2/1-4-2-1 Big 8)

Coach: Bill Snyder

Final Rankings: 20th-AP, 18th-CNN/USA Today Coaches, UPI

S 4	h	New Mexico State	34-10	W
S 11	h	Western Kentucky	38-13	W
S 18	a	Minnesota	30-25	W
S 25	h	UNLV	36-20	W
O 9	h	Kansas	10-9	W
O 16	a	Nebraska (6)	28-45	L
O 23	h	Colorado (16)	16-16	T
O 30	h	(25) Oklahoma (13) [hcl]	21-7	W
N 6	a	(18) Iowa State	23-27	L
N 13	h	(24) Missouri	31-21	W
N 20	a	(20) Oklahoma State	21-17	W

Copper Bowl (Tucson, Ariz.)

D 29	n	(20) Wyoming	52-17	W
------	---	--------------	-------	---

1994 (9-3/5-2 Big 8)

Coach: Bill Snyder

Final Rankings: 19th-AP, 16th-CNN/USA Today Coaches, UPI

S 3	h	Louisiana-Lafayette	34-6	W
S 17	h	Rice	27-18	W
S 24	h	Minnesota	35-0	W
O 6	a	(19) Kansas	21-13	W
O 15	h	(16) Nebraska (2)	6-17	L
O 22	a	(19) Colorado (2)	21-35	L
O 29	a	(23) Oklahoma (25)	37-20	W
N 5	h	(15) Iowa State [hcl]	38-20	W
N 12	a	(11) Missouri	21-18	W
N 19	h	(11) Oklahoma State	23-6	W
N 26	a	(11) UNLV	42-3	W

Aloha Bowl (Honolulu, Hawaii)

D 25	n	(11) Boston College	7-12	L
------	---	---------------------	------	---

1995 (10-2/5-2 Big 8)

Coach: Bill Snyder

Final Rankings: 7th-AP and UPI, 6th-CNN/USA Today Coaches

S 2	h	Temple	34-7	W
S 9	a	(21) Cincinnati	23-21	W
S 23	h	(19) Akron	67-0	W
S 30	h	(16) Northern Illinois	44-0	W
O 7	h	(13) Missouri	30-0	W
O 14	a	(8) Oklahoma State	23-17	W
O 21	a	(8) Nebraska (2)	25-49	L
O 28	h	(14) Kansas (6)	41-7	W
N 4	h	(9) Oklahoma (25) [hcl]	49-10	W
N 11	a	(7) Iowa State	49-7	W
N 18	h	(7) Colorado (9)	17-27	L

Holiday Bowl (San Diego, Calif.)

D 29	n	(10) Colorado St. (25)	54-21	W
------	---	------------------------	-------	---

1996 (9-3/6-2 Big 12)

Coach: Bill Snyder

Final Rankings: 17th-AP, 17th-CNN/USA Today Coaches

A 31	h	(21) Texas Tech #	21-14	W
S 7	h	(21) Indiana State	59-3	W
S 14	h	(17) Cincinnati	35-0	W
S 21	a	(16) Rice	34-7	W
O 5	h	(16) Nebraska (6)	3-39	L
O 12	a	(22) Missouri	35-10	W
O 19	a	(21) Texas A&M	23-20	W
O 26	h	(16) Oklahoma	42-35	W
N 9	a	(13) Kansas	38-12	W
N 16	a	(9) Colorado (6)	0-12	L
N 23	h	(14) Iowa State [hcl]	35-20	W

Cotton Bowl (Dallas, Texas)

J 1	n	(14) Brigham Young (5)	15-19	L
-----	---	------------------------	-------	---

1997 (11-1/7-1 Big 12)

Coach: Bill Snyder

Final Rankings: 8th-AP, 7th-ESPN/USA Today Coaches

S 6	a	(21) Northern Illinois	47-7	W
S 13	h	(20) Ohio	23-20	W
S 27	h	(18) Bowling Green	58-0	W
O 4	a	(17) Nebraska (3)	26-56	L
O 11	h	(22) Missouri	41-11	W
O 18	h	(20) Texas A&M (14) [hcl]	36-17	W

O 25	a	(14) Oklahoma	26-7	W
N 1	a	(13) Texas Tech	13-2	W
N 8	h	(11) Kansas	48-16	W
N 15	h	(10) Colorado	37-20	W
N 22	a	(9) Iowa State	28-3	W

Fiesta Bowl (Tempe, Ariz.)

D 31	n	(10) Syracuse (14)	35-18	W
------	---	--------------------	-------	---

1998 (11-2/8-0 Big 12)

Coach: Bill Snyder

Big 12 North Division Champions

Final Rankings: 10th-AP, 9th-ESPN/USA Today Coaches

S 5	h	(6) Indiana State	66-0	W
S 12	h	(5) Northern Illinois	73-7	W
S 19	h	(5) Texas	48-7	W
S 26	h	(5) Louisiana-Monroe	62-7	W
O 10	a	(5) Colorado (14)	16-9	W
O 17	h	(4) Oklahoma State	52-20	W
O 24	h	(4) Iowa State [hc]	52-7	W
O 31	a	(4) Kansas	54-6	W
N 7	a	(4) Baylor	49-6	W
N 14	h	(2) Nebraska (11)	40-30	W
N 21	a	(2) Missouri (19)	31-25	W

Big 12 Championship Game (St. Louis, Mo.)

D 5	n	(2) Texas A&M (10)	33-36 (20T)	L
-----	---	--------------------	-------------	---

Alamo Bowl (San Antonio, Texas)

D 29	n	(4) Purdue	34-37	L
------	---	------------	-------	---

Note: Kansas State earned its first No. 1 ranking in school history from Nov. 8-Nov. 29 in the ESPN/USA Today Coaches Poll.

1999 (11-1/7-1 Big 12)

Coach: Bill Snyder

Big 12 North Division Co-Champions

Final Rankings: 6th-AP, 6th-ESPN/USA Today Coaches

S 11	h	(17) Temple	40-0	W
S 18	h	(16) Texas-El Paso	40-7	W
S 25	a	(15) Iowa State	35-28	W
O 2	a	(13) Texas (15)	35-17	W
O 9	h	(9) Kansas	50-9	W
O 16	h	(9) Utah State	40-0	W
O 23	a	(7) Oklahoma State	44-21	W
O 30	h	(6) Baylor [hc]	48-7	W
N 6	h	(6) Colorado	20-14	W
N 13	a	(5) Nebraska (7)	15-41	L
N 20	h	(9) Missouri	66-0	W

Holiday Bowl (San Diego, Calif.)

D 29	n	(7) Washington	24-20	W
------	---	----------------	-------	---

2000 (11-3/6-2 Big 12)

Coach: Bill Snyder

Big 12 North Division Co-Champions

Final Rankings: 9th-AP, 8th-ESPN/USA Today Coaches

A 26	n	(8) Iowa# (Kansas City, Mo.)	27-7	W
S 2	h	(8) Louisiana Tech	54-10	W
S 16	h	(7) Ball State	76-0	W
S 23	h	(4) North Texas	55-10	W
S 30	a	(5) Colorado	44-21	W
O 7	a	(4) Kansas	52-13	W
O 14	h	(2) Oklahoma (8)	31-41	L
O 21	h	(10) Texas Tech [hc]	28-23	W
O 28	a	(10) Texas A&M	10-26	L
N 4	h	(19) Iowa State	56-10	W
N 11	h	(16) Nebraska (4)	29-28	W
N 18	a	(9) Missouri	28-24	W

Big 12 Championship Game (Kansas City, Mo.)

D 2	n	(8) Oklahoma (1)	24-27	L
-----	---	------------------	-------	---

Cotton Bowl (Dallas, Texas)

J 1	n	(11) Tennessee (21)	35-21	W
-----	---	---------------------	-------	---

2001 (6-6/3-5 Big 12)

Coach: Bill Snyder

S 8	a	(12) Southern California	10-6	W
S 15	h	(12) Louisiana Tech	ppd	
S 22	h	(12) New Mexico State	64-0	W
S 29	a	(11) Oklahoma (3)	37-38	L
O 6	h	(12) Colorado	6-16	L
O 13	a	(24) Texas Tech	19-38	L
O 20	h	Texas A&M	24-31	L
O 27	h	Kansas [hc]	40-6	W
N 3	a	Iowa State	42-3	W
N 10	a	Nebraska (2)	21-31	L
N 17	h	Louisiana Tech	40-7	W
N 24	h	Missouri	24-3	W

Insight.com Bowl (Phoenix, Ariz.)

D 29	n	Syracuse (18)	3-26	L
------	---	---------------	------	---

2002 (11-2/6-2 Big 12)

Coach: Bill Snyder

Final Rankings: 7th-AP, 6th-ESPN/USA Today Coaches

A 31	h	Western Kentucky	48-3	W
S 7	h	Louisiana-Monroe	68-0	W
S 14	h	Eastern Illinois	63-13	W
S 21	h	(25) Southern California (11)	27-20	W
O 5	a	(13) Colorado	31-35	L
O 12	h	(19) Oklahoma State	44-9	W
O 19	h	(17) Texas (8)	14-17	L
O 26	a	(20) Baylor	44-10	W
N 2	a	(14) Kansas	64-0	W
N 9	h	(12) Iowa State (21) [hc]	58-7	W
N 16	h	(11) Nebraska	49-13	W
N 23	a	(10) Missouri	38-0	W

Holiday Bowl (San Diego, Calif.)

D 27	n	(6) Arizona State	34-27	W
------	---	-------------------	-------	---

2003 (11-4/6-2 Big 12)

Coach: Bill Snyder

Big 12 Conference Champions

Final Rankings: 14th-AP, 13th-ESPN/USA Today Coaches

A 23	n	(7) California#	42-28	W
A 30	h	(7) Troy State	41-5	W
S 6	h	(7) McNeese State	55-14	W
S 13	h	(7) Massachusetts	38-7	W
S 20	h	(6) Marshall	20-27	L
O 4	a	(16) Texas (13)	20-24	L
O 11	a	(22) Oklahoma State	34-38	L
O 18	h	Colorado	49-20	W
O 25	h	Kansas	42-6	W
N 1	h	Baylor [hc]	38-10	W
N 8	a	Iowa State	45-0	W
N 15	a	Nebraska (18)	38-9	W
N 22	h	(19) Missouri	24-14	W

Big 12 Championship Game (Kansas City, Mo.)

D 6	n	(13) Oklahoma (1)	35-7	W
-----	---	-------------------	------	---

Fiesta Bowl (Tempe, Ariz.)

J 2	n	(8) Ohio State (7)	28-35	L
-----	---	--------------------	-------	---

BCA Classic (Kansas City, Mo.)

2004 (4-7/2-6 Big 12)

Coach: Bill Snyder

S 4	h	(12) Western Kentucky	27-13	W
S 11	h	(13) Fresno State	21-45	L
S 18	h	Louisiana-Lafayette	40-20	W
O 2	a	Texas A&M	30-42	L
O 9	a	Kansas	28-31	L
O 16	h	Oklahoma (2)	21-31	L
O 23	h	Nebraska	45-21	W
O 30	h	Texas Tech [hc]	25-35	L
N 6	a	Missouri	35-24	W
N 13	a	Colorado	31-38	L
N 20	h	Iowa State	23-37	L

2005 (5-6/2-6 Big 12)

Coach: Bill Snyder

S 3	h	Florida International	35-21	W
S 10	a	Marshall	21-19	W
S 24	h	North Texas	54-7	W
O 1	a	Oklahoma	21-43	L
O 8	h	Kansas	12-3	W
O 15	a	Texas Tech (13)	20-59	L
O 22	h	Texas A&M	28-30	L
O 29	h	Colorado [hc]	20-23	L
N 5	a	Iowa State	17-45	L
N 12	a	Nebraska	25-27	L
N 19	h	Missouri	36-28	W

2006 (7-6/4-4 Big 12)

Coach: Ron Prince

S 2	h	Illinois State	24-23	W
S 9	h	Florida Atlantic	45-0	W
S 16	h	Marshall	23-7	W
S 23	h	Louisville (8)	6-24	L
S 30	a	Baylor	3-17	L
O 7	h	Oklahoma State	31-27	W
O 14	h	Nebraska (21)	3-21	L
O 21	a	Missouri (24)	21-41	L
O 28	h	Iowa State [hc]	31-10	W
N 4	a	Colorado	34-21	W
N 11	h	Texas (4)	45-42	W
N 18	a	Kansas	20-39	L

Texas Bowl (Houston, Texas)

D 28	n	Rutgers (16)	10-37	L
------	---	--------------	-------	---

2007 (5-7/3-5 Big 12)

Coach: Ron Prince

S 1	a	Auburn (14)	13-23	L
S 8	h	San Jose State	34-14	W
S 15	h	Missouri State	61-10	W
S 29	a	Texas (7)	41-21	W
O 6	h	Kansas	24-30	L
O 13	h	Colorado	47-20	W
O 20	a	Oklahoma State	39-41	W
O 27	h	Baylor	51-14	W
N 3	a	Iowa State	20-31	L
N 10	a	Nebraska	31-73	L
N 17	h	Missouri (6)	32-49	L
N 24	a	Fresno State	29-45	L

2008 (5-7/2-6 Big 12)

Coach: Ron Prince

A 30	h	North Texas	45-6	W
S 6	h	Montana State	69-10	W
S 17	a	Louisville	29-38	L
S 27	h	Louisiana	45-37	W
O 4	h	Texas Tech (7)	28-58	L
O 11	a	Texas A&M	44-30	W
O 18	a	Colorado	13-14	L
O 25	h	Oklahoma (4)	35-58	L
N 1	a	Kansas	21-52	L
N 8	a	Missouri (13)	24-41	L
N 15	h	Nebraska	28-56	L
N 22	h	Iowa State	38-30	W

2009 (6-6/4-4 Big 12)

Coach: Bill Snyder

S 5	h	Massachusetts	21-17	W
S 12	a	Louisiana	15-17	L
S 19	a	UCLA	9-23	L
S 26	h	Tennessee Tech	49-7	W
O 3	n	Iowa State (Kansas City, Mo.)	24-23	W
O 10	a	Texas Tech	14-66	L
O 17	h	Texas A&M	62-14	W
O 24	h	Colorado [hc]	20-6	W
O 31	a	Oklahoma (22)	30-42	L
N 7	h	Kansas	17-10	W
N 14	h	Missouri	12-38	L
N 21	a	Nebraska	3-17	L

2010 (7-6/3-5 Big 12)

Coach: Bill Snyder

S 4	h	UCLA	31-22	W
S 11	h	Missouri State	48-24	W
S 18	n	Iowa State	27-20	W
S 25	h	UCF	17-13	W
O 7	h	Nebraska (6)	13-48	L
O 14	a	Kansas	59-7	W
O 23	a	Baylor	42-47	L
O 30	h	Oklahoma State (20)	14-24	L
N 6	h	Texas	39-14	W
N 13	a	Missouri (20)	28-38	L
N 20	a	Colorado	36-44	L
N 27	a	North Texas	49-41	W

New Era PinStripe Bowl (Bronx, NY)

D 30	n	Syracuse	34-36	L
------	---	----------	-------	---

2011 (10-3/7-2 Big 12)

Coach: Bill Snyder

Final Rankings: 15th-AP, 16th-ESPN/USA Today Coaches, 8th BCS

S 3	h	Eastern Kentucky	10-7	W
S 17	h	Kent State	37-0	W
S 24	a	Miami	28-24	W
O 1	h	Baylor (17)	36-35	W
O 8	h	(20) Missouri	24-17	W
O 15	a	(17) Texas Tech	41-34	W
O 22	a	(12) Kansas	59-21	W
O 29	h	(9) Oklahoma (8)	17-58	L
N 5	a	(14) Oklahoma State (3)	45-52	L
N 12	h	(14) Texas A&M (40T)	53-50	W
N 19	a	(13) Texas (23)	17-13	W
D 3	h	(11) Iowa State	30-23	W

AT&T Cotton Bowl (Arlington, Texas)

J 6	n	(8) Arkansas (6)	16-29	L
-----	---	------------------	-------	---

1982 INDEPENDENCE BOWL

WISCONSIN 14, KANSAS STATE 3
 INDEPENDENCE STADIUM • SHREVEPORT, LA.
 DECEMBER 11, 1982 • 49,523



Wisconsin quarterback Randy Wright tossed two touchdown passes and the Badgers overcame an early Kansas State lead for a hard-earned 14-3 victory over the Wildcats in the seventh annual Independence Bowl before an announced crowd of 49,523.

The low-scoring game was played in cold and wet conditions as a 23 mile-per-hour wind dropped temperatures to 10 below zero and made things difficult for both offenses.

After a scoreless first quarter, K-State took the game's first lead with 7:10 left in the second period when Steve Willis booted a 29-yard field goal after defensive end Bob Daniels recovered a fumble at the Badger 18-yard line.

The Wildcats' lead was short-lived, however. On Wisconsin's ensuing drive, the Badgers marched 79 yards in eight plays, scoring a touchdown on a 16-yard pass from Wright to Michael Jones for a 7-3 halftime lead.

Wisconsin struck again midway through the third quarter, when game offensive MVP Wright connected with Tim Stracka on an 87-yard pass for a 14-3 Badger advantage.

K-State drove deep into Wisconsin territory on its next two possessions, but was unable to score. One opportunity ended when a Wildcat pass was intercepted in the Badger end zone while the other was stymied at the Wisconsin 26-yard line when K-State could not convert on fourth down.

Darrell Ray Dickey completed just 13 of 35 passes for 127 yards and one interception on the game for 1982 Big Eight Coach of the Year Jim Dickey's Wildcat squad.

FINAL SCORE	1	2	3	4	F
Kansas State	0	3	0	0	— 3
Wisconsin	0	7	7	0	— 14

SECOND QUARTER

KS - FG Willis 29 yd, 7:10
 UW - Jones 16 yd pass from Wright (Rohde kick), 4:51

THIRD QUARTER

UW - Stracka 87 yd pass from Wright (Rohde kick), 14:47

K-STATE STATISTICAL LEADERS

Rushing	Att.	Yds.	TD
Kilsimasi Taoluaou	10	31	0
Isoefatu Faraimo	11	25	0
Passing	A-C-I	Yds.	TD
Darrell Dickey	35-13-1	127	0
Receiving	Rec.	Yds.	TD
Greg Dageforde	4	30	0
Mike Wallace	3	51	0

1993 COPPER BOWL

[20] KANSAS STATE 52, WYOMING 17
 ARIZONA STADIUM • TUCSON, ARIZ.
 DECEMBER 29, 1993 • 49,075



Kansas State put the finishing touches on one of the finest football seasons in school history with a 52-17 domination of Wyoming before 49,075 in the 1993 Copper Bowl.

Wyoming took a quick 3-0 lead on a 35-yard field goal, but K-State put its high-powered offense into overdrive and scored on its first three possessions. J.J. Smith put K-State on the board with a two-yard TD run and Tate Wright added a 22-yard field goal before K-State drove 76 yards on its third possession to take a 16-3 edge on a Chad May TD plunge.

All-American Andre Coleman closed out the first half with a 68-yard punt return to put K-State ahead 24-10 at the break then blew things open with a 61-yard touchdown catch just 54 seconds into the third quarter.

Freshman All-American Kevin Lockett put K-State ahead 38-10 midway through the third quarter with a 30-yard touchdown reception before reserve running back Leon Edwards added a 13-yard touchdown run and cornerback Kenny McEntyre provided the game's crowning moment with a 37-yard interception return for a score.

FINAL SCORE	1	2	3	4	F
Kansas State	9	15	14	14	— 52
Wyoming	3	7	0	7	— 17

FIRST QUARTER

WY - FG Sorensen 35 yd, 8:13
 KS - Smith 2 yd run (kick failed), 5:37
 KS - FG Wright 22 yd, 0:00

SECOND QUARTER

KS - May 2 yd run (Wright kick), 10:08
 WY - Christopherson 3 yd run (Sorensen kick), 3:38
 KS - Coleman 68 yd punt return (May run), 1:07

THIRD QUARTER

KS - Coleman 61 yd pass from May (Wright kick), 14:06
 KS - Lockett 30 yd pass from May (Wright kick), 7:41

FOURTH QUARTER

WY - Pratt 14 yd pass from Gustin (Sorensen kick), 11:54
 KS - Edwards 13 yd run (Claassen kick), 9:11
 KS - McEntyre 37 yd int. return (Wright kick), 6:09

K-STATE STATISTICAL LEADERS

Rushing	Att.	Yds.	TD
J.J. Smith	20	133	1
Leon Edwards	9	65	1
Passing	A-C-I	Yds.	TD
Chad May	28-19-0	275	2
Receiving	Rec.	Yds.	TD
Andre Coleman	8	144	1
Mitch Running	5	50	0

1994 ALOHA BOWL

BOSTON COLLEGE 12, [11] KANSAS STATE 7
 ALOHA STADIUM • HONOLULU, HAWAII
 DECEMBER 25, 1994 • 44,862



Kansas State played Boston College to a defensive standoff in the 1994 Aloha Bowl, but the Wildcat offense never got on track and fell 12-7 before 44,862 at Aloha Stadium.

The Eagles sacked K-State quarterback Chad May eight times, including a four-hit effort by end Mike Mamula, who was named the game's most valuable player.

BC couldn't distance itself from the Wildcats despite a 51-yard bolt by David Green on the game's second play. That carry led to an early 7-0 cushion for the Eagles but would be their only touchdown of the day.

K-State's lone score came with eight seconds left in the first quarter when Joe Gordon crashed the middle of BC's line and blocked a punt by Jeff Beckley. Chris Sublette recovered the ball on the first hop in the end zone and the game was tied, 7-7.

However, BC would answer with its own end zone patrol later in the half when Mamula applied the biggest of his hits on May for a safety with 2:37 left.

The Wildcats reached the BC 19 on their ensuing drive, but Eric Shorter intercepted a dropped pass in the flat on third-and-15 with 19 seconds left in the half.

Still, a defense that featured punter Eric Hardy, Gordon and a pair of 10-tackle performances from Chuck Marlowe and Mario Smith kept the Wildcats within striking distance until the end.

BC could only tack on a 35-yard field goal by David Gordon with 1:18 remaining in the second half.

FINAL SCORE	1	2	3	4	F
Kansas State	7	0	0	0	— 7
Boston College	7	2	0	3	— 12

FIRST QUARTER

BC - Smith 2 yd run (Gordon kick), 10:35
 KS - Sublette blocked punt return (Gramatica kick), 0:08

SECOND QUARTER

BC - Safety, May tackled by Mamula in endzone, 2:37

FOURTH QUARTER

BC - FG Gordon 35, 1:18

K-STATE STATISTICAL LEADERS

Rushing	Att.	Yds.	TD
J.J. Smith	9	18	0
Leon Edwards	4	7	0
Passing	A-C-I	Yds.	TD
Chad May	31-13-2	185	0
Receiving	Rec.	Yds.	TD
Kevin Lockett	5	99	0
Mitch Running	3	39	0

1995 HOLIDAY BOWL

[10] KANSAS STATE 54, [25] COLORADO STATE 21
 JACK MURPHY STADIUM • SAN DIEGO, CALIF.
 DECEMBER 29, 1995 • 51,051



For the second time in three years, Kansas State ran roughshod over the Western Athletic Conference's best as the Wildcats outran, outplayed and outscored Colorado State for a 54-21 win in front of 51,051 fans in the 1995 Plymouth Holiday Bowl at Jack Murphy Stadium.

K-State began the scoring on an Eric Hickson 4-yard run with 11:21 left in the first quarter. After CSU responded with a touchdown to knot the score at 7-7, it was all K-State.

The Wildcats outscored the Rams, 19-0, in the second quarter by virtue of an interception return by safety Mario Smith and a blocked punt. Brian Kavanagh, who would earn the game's Offensive MVP award, came in for the injured Matt Miller in the second quarter and immediately put the ball in the end zone.

Kavanagh completed 18-of-24 passes for 242 yards and a Holiday Bowl-record tying four touchdowns. The junior signal-caller tossed scoring strikes to Brian Lojka, Tyson Schwieger, Kevin Lockett and Mitch Running.

On the defensive side of the ball, Mario Smith's pair of interceptions earned him MVP honors.

FINAL SCORE	1	2	3	4	F
Kansas State	7	19	21	7	— 54
Colorado State	7	0	14	0	— 21

FIRST QUARTER

KS - Hickson 4 yd run (Gramatica kick), 11:21
 CS - Blake 2 yd run (McDougal kick), 6:30

SECOND QUARTER

KS - Lawrence 5 yd run (kick failed), 9:21
 KS - Kelly 18 yd run (pass failed), 6:37
 KS - Lojka 12 yd pass from Kavanagh (Gramatica kick), 2:36

THIRD QUARTER

KS - Schwieger 18 yd pass from Kavanagh (Gramatica kick), 10:46
 CS - Watson 3 yd run (McDougal kick), 8:03
 KS - Lawrence 5 yd run (Gramatica kick), 6:24
 CS - Washington 12 yd run (McDougal kick), 4:12
 KS - Lockett 4 yd pass from Kavanagh (Gramatica kick), 00:50

FOURTH QUARTER

KS - Running 33 yd pass from Kavanagh (Gramatica kick), 7:46

K-STATE STATISTICAL LEADERS

Rushing	Att.	Yds.	TD
Eric Hickson	20	103	1
Passing	A-C-I	Yds.	TD
Brian Kavanagh	24-18-1	242	4
Matt Miller	8-6-0	82	0
Receiving	Rec.	Yds.	TD
Mitch Running	6	126	1
Eric Hickson	6	55	0

1997 COTTON BOWL

[5] BYU 19, [14] KANSAS STATE 15
 COTTON BOWL • DALLAS, TEXAS
 JANUARY 1, 1997 • 71,928



An estimated 45,000 K-State fans descended on Dallas to watch the Wildcats in their first-ever New Year's Day Bowl and were witness to one of the most exciting games of the bowl season.

After taking a 15-5 lead following a 72-yard touchdown pass from Brian Kavanagh to Kevin Lockett, BYU quarterback Steve Sarkisian tossed two fourth-quarter touchdowns to lead No. 5 BYU to a 19-15 Cotton Bowl victory.

Following Sarkisian's 28-yard scoring strike to Kealaluhi with 3:39 remaining in the game, Kavanagh drove the Wildcats to the BYU 12-yard line with about one minute remaining. But Kavanagh's pass to Jimmy Dean was picked off at the 3-yard line by Omarr Morgan to preserve BYU's win.

The game's first score came when Cotton Bowl Defensive MVP Shay Muirbrook tackled Kavanagh in the end zone for a safety in the first quarter. After the free kick, BYU scored again on an Ethan Pochman 39-yard field goal.

K-State had a hard time getting on track until the final play of the first half when Kavanagh heaved a Hail Mary into the end zone, where, after the ball was deflected by a BYU defender, K-State's Andre Anderson scooped the ball in for a touchdown. Following the PAT that gave K-State a 7-5 lead, a penalty on BYU forced the teams to return from the locker room, giving Wildcats a shot for two points. Mike Lawrence made it pay off giving K-State an 8-5 halftime lead.

FINAL SCORE	1	2	3	4	F
Kansas State	0	8	7	0	— 15
BYU	5	0	0	14	— 19

FIRST QUARTER

BY - Safety, Kavanagh tackled by Muirbrook in end zone, 3:34
 BY - FG Pochman 39 yd, 1:50

SECOND QUARTER

KS - Anderson 41 yd pass from Kavanagh (Lawrence run), 0:00

THIRD QUARTER

KS - Lockett 72 yd pass from Kavanagh (Rheem kick), 9:10

FOURTH QUARTER

BY - Dye 41 yd pass from Sarkisian (Pochman kick), 10:55
 BY - Kealaluhi 28 yd pass from Sarkisian (Pochman kick), 3:39

K-STATE STATISTICAL LEADERS

Rushing	Att.	Yds.	TD
Michael Lawrence	23	54	0
Brian Kavanagh	8	-18	0
Passing	A-C-I	Yds.	TD
Brian Kavanagh	28-14-2	233	2
Receiving	Rec.	Yds.	TD
Kevin Lockett	7	135	1
Andre Anderson	2	50	1

1997 FIESTA BOWL

[9] KANSAS STATE 35, [14] SYRACUSE 18
 SUN DEVIL STADIUM • TEMPE, ARIZ.
 DECEMBER 31, 1997 • 69,367



Kansas State capped one of its best seasons in school history with a 35-18 win over No. 14 Syracuse in the 1997 Fiesta Bowl.

Wildcat quarterback Michael Bishop stole the show by throwing for four touchdowns on 14-of-23 passing for 317 yards.

Darnell McDonald was on the receiving end of seven Bishop passes and turned them into a school-record 206 yards and three scores. His 77-yard reception in the fourth quarter was the longest in Fiesta Bowl history.

After allowing Syracuse to jump out to a 3-0 lead on the first of Nate Trout's three field goals, Bishop led the Wildcats to three consecutive TDs in the second quarter.

The first came following a failed fake field goal attempt by Syracuse, culminating in a 19-yard pass to McDonald. Bishop followed with a 12-yard TD dash on K-State's next possession, and wrapped up the first-half scoring with a 28-yard completion to Justin Swift on a tight end screen.

Syracuse scored 12 points in the final 2:18 to close within 21-15 at the half. Following a scoreless third quarter, Bishop and the Wildcats put away the Orangemen behind 77-yard and 41-yard touchdowns to McDonald.

Bishop was named the Offensive Player of the Game, while Travis Ochs was Named Defensive Player of the Game.

FINAL SCORE	1	2	3	4	F
Kansas State	0	21	0	14	— 35
Syracuse	3	12	0	3	— 18

FIRST QUARTER

SU - FG Trout 27 yd, 10:24

SECOND QUARTER

KS - McDonald 19 yd pass from Bishop (Gramatica kick), 11:02
 KS - Bishop 12 yd run (Gramatica kick), 7:42
 KS - Swift 28 yd pass from Bishop (Gramatica kick), 2:18
 SU - Brown 24 yd run (Trout kick), 1:49
 SU - Safety, ball batted out of end zone, 1:19
 SU - FG Trout 33 yd, 0:00

FOURTH QUARTER

KS - McDonald 77 yd pass from Bishop (Gramatica kick), 13:08
 SU - FG Trout 40 yd, 9:59
 KS - McDonald 41 yd pass from Bishop (Gramatica kick), 3:17

K-STATE STATISTICAL LEADERS

Rushing	Att.	Yds.	TD
Michael Bishop	15	77	1
Eric Hickson	7	26	0
Passing	A-C-I	Yds.	TD
Michael Bishop	23-14-1	317	4
Receiving	Rec.	Yds.	TD
Darnell McDonald	7	206	3
Justin Swift	5	98	1

1998 ALAMO BOWL

PURDUE 37, [4] KANSAS STATE 34

ALAMODOME • SAN ANTONIO, TEXAS
DECEMBER 29, 1998 • 60,780



With more than 30,000 purple-clad fans cheering the Wildcats on, unranked Purdue shocked No. 4 Kansas State, 37-34, in the sixth annual Builders Square Alamo Bowl.

After a scoreless first quarter, the teams exploded for 71 points over the final three periods. Purdue was the first to get things going, taking a 17-7 halftime lead courtesy of a pair of Drew Brees TD passes and a 25-yard Travis Dorsch field goal.

Fumble recoveries in the end zone by both squads and another Dorsch field goal with four seconds to go in the third staked Purdue to a 27-13 lead heading into the final stanza.

But the Wildcats put together a furious rally over the final 15 minutes. David Allen scored from three yards out to get things going before Michael Bishop hit Darnell McDonald for an Alamo Bowl record 88-yard touchdown strike that pulled the Cats within a field goal at 30-27. Then, with just 1:24 left in the game, Bishop connected with Justin Swift for a 2-yard touchdown and a 34-30 K-State lead.

Brees then engineered an 80-yard drive that ended with a 24-yard pass to Isaac Jones to put the Boilermakers ahead for good at 37-34 with 30 seconds remaining.

FINAL SCORE	1	2	3	4	F
Kansas State	0	7	6	21	— 34
Purdue	0	17	10	10	— 37

SECOND QUARTER

PU - Daniels 5 yd pass from Brees (Dorsch kick), 14:47
PU - FG Dorsch 25 yd, 13:03
KS - McDonald 1 yd pass from Bishop (Gramatica kick), 9:49
PU - Jones 30 yd pass from Brees (Dorsch kick), 8:36

THIRD QUARTER

KS - Havick 0 yd fumble return (kick failed), 8:06
PU - Nugent 0 yd fumble return (Dorsch kick), 0:52
PU - FG Dorsch 26 yd, 0:04

FOURTH QUARTER

KS - Allen 3 yd run (Gramatica kick), 11:59
PU - FG Dorsch 37 yd, 6:44
KS - McDonald 88 yd pass from Bishop (Gramatica kick), 6:23
KS - Swift 2 yd pass from Bishop (Gramatica kick), 1:24
PU - Jones 24 yd pass from Brees (Dorsch kick), 0:30

K-STATE STATISTICAL LEADERS

Rushing	Att.	Yds.	TD
David Allen	13	83	1
Eric Hickson	7	35	0
Passing	A-C-I	Yds.	TD
Michael Bishop	24-9-4	182	3
Receiving	Rec.	Yds.	TD
Darnell McDonald	5	124	2
Gavin Peries	1	52	0

1999 HOLIDAY BOWL

[7] KANSAS STATE 24, WASHINGTON 20

QUALCOMM STADIUM • SAN DIEGO, CALIF.
DECEMBER 29, 1998 • 57,118



Kansas State used a stiff defense and three rushing touchdowns by quarterback Jonathan Beasley to defeat Washington, 24-20, in the 1999 Holiday Bowl.

Trailing 20-17 late in the third quarter, the Wildcats embarked on a 20-play, 92-yard drive that took 9 minutes, 54 seconds off the clock to score the eventual game-winning touchdown. The drive was set up after senior Lamar Chapman picked off Marques Tuiasosopo.

K-State took a 17-13 lead on its first possession of the second half, scoring on an 11-yard run by Beasley, the game's Offensive MVP. The Huskies struck back with Maurice Shaw scoring on a 5-yard run to cap a 73-yard drive.

The first half was a back-and-forth affair that saw the Huskies take a 13-10 lead into the locker room.

Washington got on the board first when John Anderson booted his first of two first-half field goals just 3:32 into the contests. K-State quickly responded as Beasley drove the Cats 47 yards on the ensuing possession, calling his own number from one yard out to cap the eight-play drive.

A 41-yard Jamie Rheem field goal pushed K-State's lead to 10-6, but the Huskies would put the half's final points on the board on a Pat Conniff 3-yard TD run.

FINAL SCORE	1	2	3	4	F
Kansas State	7	3	7	7	— 24
Washington	6	7	7	0	— 20

FIRST QUARTER

UW - FG Anderson 39 yd, 11:24
KS - Beasley 1 yd run (Rheem kick), 9:08
UW - FG Anderson 47 yd, 5:10

SECOND QUARTER

KS - FG Rheem 41 yd, 12:01
UW - Coniff 3 yd run (Anderson kick), 8:48

THIRD QUARTER

KS - Beasley 3 yd run (Rheem kick), 13:01
UW - Shaw 5 yd run (Anderson kick), 2:28

FOURTH QUARTER

KS - Beasley 1 yd run (Rheem kick), 5:58

K-STATE STATISTICAL LEADERS

Rushing	Att.	Yds.	TD
Jonathan Beasley	20	48	3
Frank Murphy	8	42	0
Passing	A-C-I	Yds.	TD
Jonathan Beasley	31-15-1	216	0
Receiving	Rec.	Yds.	TD
Quincy Morgan	8	104	0
Martez Wesley	3	54	0

2001 COTTON BOWL

[11] KANSAS STATE 35, [21] TENNESSEE 21

COTTON BOWL • DALLAS, TEXAS
JANUARY 1, 2001 • 63,465



Jonathan Beasley threw two touchdowns and rushed for another as Kansas State rolled to a 35-21 win over Tennessee in the 65th annual Southwestern Bell Cotton Bowl Classic.

Beasley, the game's Offensive MVP, had touchdown passes of 56 and 10 yards to Quincy Morgan to key a rally in the second quarter. The touchdown throws, which came three minutes apart, turned a 7-7 tie into a 21-7 Wildcat lead.

Tennessee pulled within seven points before halftime when Jabari Greer scored on a 78-yard interception return.

But Kansas State got two touchdown runs from Josh Scobey in the third quarter to regain its cushion. Scobey finished with 147 yards on a career-high 28 carries, the most yards ever by a Wildcat in a bowl game.

Travis Henry's 81-yard run late in the game was the final Volunteers score. Henry finished with 180 yards on 17 carries.

Beasley totaled 210 yards on a 13-for-27 passing. He also rushed for 98 yards on 17 carries and put the Wildcats on the scoreboard first with a 14-yard run late in the first quarter.

Senior defensive end Chris Johnson was the Defensive MVP after leading the Wildcats with four tackles, including two sacks of Tennessee QB Casey Clausen, who completed just seven passes while tossing three interceptions.

FINAL SCORE	1	2	3	4	F
Kansas State	7	14	14	0	— 35
Tennessee	0	14	0	7	— 21

FIRST QUARTER

KS - Beasley 14 yd run (Rheem kick), 5:46

SECOND QUARTER

UT - Martin 17 yd pass from Clausen (Walls kick), 14:26
KS - Morgan 56 yd pass from Beasley (Rheem kick), 13:36
KS - Morgan 10 yd pass from Beasley (Rheem kick), 10:33
UT - Greer 78 yd interception return (Walls kick), 4:13

THIRD QUARTER

KS - Scobey 12 yd run (Rheem kick), 13:18
KS - Scobey 6 yd run (Rheem kick), 10:14

FOURTH QUARTER

UT - Henry 81 yd run (Walls kick), 2:44

K-STATE STATISTICAL LEADERS

Rushing	Att.	Yds.	TD
Josh Scobey	28	147	2
Jonathan Beasley	17	98	1
Passing	A-C-I	Yds.	TD
Jonathan Beasley	27-13-1	210	2
Receiving	Rec.	Yds.	TD
Quincy Morgan	7	145	2
Aaron Lockett	3	22	0

2001 INSIGHT.COM BOWL

[18] SYRACUSE 26, KANSAS STATE 3
BANKONE BALLPARK • PHOENIX, ARIZ.
DECEMBER 29, 2001 • 40,028



Syracuse running back James Mungro rushed for 112 yards and three touchdowns to lead Syracuse to a 26-3 victory over Kansas State in the 2001 Insight.com Bowl at Phoenix's Bank One Ballpark.

Mungro scored on runs of 65, 1 and 1 yard to pace the Orange offense. SU added touchdown in the fourth quarter on a 52-yard pass from Robin Anderson to Johnnie Morant.

Junior Marc Dunn led the Wildcats with 151 yards passing in relief of starter Eli Roberson. Dunn completed 12-of-25 passes with one interception. Roberson was 2-for-15 for 70 yards for the Wildcats, who were sacked five times.

Mungro opened the scoring on his 65-yard run midway through the first quarter.

Kansas State responded just two minutes later with a 29-yard field goal by freshman Joe Rheem. The drive was sparked by a 47-yard pass from Roberson to Aaron Lockett and a 27-yard carry by Scobey.

Syracuse took advantage of a fumble deep in Wildcat territory early in the second quarter. Mungro scored from the 1-yard line to convert the turnover, but the extra-point was blocked by Josh Buhl.

On the next play from scrimmage, Willie Ford got the first of his two interceptions to set up the Orangemen again. Two plays later, Mungro went over from the 1-yard line again, but Buhl again blocked the extra-point.

FINAL SCORE	1	2	3	4	F
Kansas State	3	0	0	0	— 3
Syracuse	7	12	0	7	— 26

FIRST QUARTER

SU - Mungro 65 yd run (Barber kick), 6:38
KS - FG Rheem 29 yd, 4:03

SECOND QUARTER

SU - Mungro 1 yd run (Barber kick), 11:39
SU - Mungro 1 yd run (Barber kick), 10:47

FOURTH QUARTER


SU - Morant 52 yd pass from Anderson (Barber kick), 3:22

K-STATE STATISTICAL LEADERS

Rushing	Att.	Yds.	TD
Josh Scobey	10	46	0
Eli Roberson	9	9	0
Passing	A-C-I	Yds.	TD
Marc Dunn	25-12-1	151	0
Eli Roberson	15-2-1	70	0
Receiving	Rec.	Yds.	TD
Aaron Lockett	4	83	0
Brandon Clark	4	38	0

2002 HOLIDAY BOWL

[6] KANSAS STATE 34, ARIZONA STATE 27
QUALCOMM STADIUM • SAN DIEGO, CALIF.
DECEMBER 27, 2002 • 58,717



Derrick Evans caught a 10-yard touchdown pass from Eli Roberson with 1:15 left in the game to lift Kansas State to its first and only lead as the Wildcats defeated Arizona State, 34-27, in the 2002 Pacific Life Holiday Bowl.

Evans' catch completed a K-State comeback from deficits of 10-0, 20-7 and 27-20. Roberson, voted the Offensive MVP of the game, rushed for 63 yards, including touchdowns of 32, 3 and 1 yards, and totaled 215 yards through the air on 11-for-28 passing.

Roberson's 32-yard sprint came with just 54 seconds left in the second half and pulled the Wildcats within 20-14. Just 31 seconds earlier, Mike Barth converted on a 39-yard field goal to give ASU its largest lead of the game at 20-7.

K-State tied the game at 20-20 early in the fourth quarter when Roberson went in from three yards out. But Sun Devil quarterback Andrew Walter, who threw for 293 yards on 28-for-57 passing, found Mike Williams for a 10-yard score to put ASU back ahead on its next possession.

The Wildcats responded with an 80-yard drive on its next opportunity, setting up Roberson's 1-yard touchdown dive that tied the game again at 27-27 with 6:41 left, then forced a Sun Devil punt that Terence Newman returned 27 yards. From there, K-State needed just seven plays to cover 59 yards for the game-winning touchdown.

FINAL SCORE	1	2	3	4	F
Kansas State	0	14	0	20	— 34
Arizona State	0	20	0	7	— 27

SECOND QUARTER

AS - Taplin 6 yd pass from Walter (Barth kick), 11:36
AS - FG Barth 26 yd, 9:19
KS - Sproles 41 yd run (Rheem kick), 8:17
AS - Hill 9 yd run (Barth kick), 3:00
AS - FG Barth 39 yd, 1:25
KS - Roberson 32 yd run, (Rheem kick), 0:54

FOURTH QUARTER

KS - Roberson 3 yd run (run failed), 12:16
AS - Williams 10 yd pass from Walter (Barth kick), 10:30
KS - Roberson 1 yd run (Rheem kick), 6:41
KS - Evans 10 yd pass from Roberson (Rheem kick), 1:15

K-STATE STATISTICAL LEADERS

Rushing	Att.	Yds.	TD
Darren Sproles	21	118	1
Eli Roberson	18	63	3
Passing	A-C-I	Yds.	TD
Eli Roberson	28-11-0	215	1
Receiving	Rec.	Yds.	TD
James Terry	5	90	0
Terence Newman	3	47	0

2004 FIESTA BOWL

[7] OHIO STATE 35, [8] KANSAS STATE 28
SUN DEVIL STADIUM • TEMPE, ARIZ.
JANUARY 2, 2004 • 73,425



Kansas State started slowly but finished with a fury in the 33rd Annual Tostitos Fiesta Bowl. But it wasn't enough to overcome a 21-point third-quarter deficit as the Wildcats lost a hard fought 35-28 decision to Ohio State in their first ever BCS bowl game at Sun Devil Stadium.

Trailing 35-14 heading into the fourth quarter, Ayo Saba scored from three yards out and closed the game to 14 points. Eli Roberson's second rushing touchdown with just 2:47 to go then pulled K-State within a touchdown.

After recovering the ensuing on-sides kick, the Wildcats were flagged for being offsides, forcing a re-kick. This time the Buckeyes recovered at the K-State 36.

But the Wildcats held and got the ball back at their own 10-yard line with 1:12 to play. A 21-yard completion to Davin Dennis moved the ball to the K-State 26. On the next play Roberson connected with Jermaine Moreira for 26 yards to the OSU 48 to get Kansas State within striking distance.

However, Roberson's desperation pass from midfield was batted down at the 2, allowing Ohio State to escape with its second straight Fiesta Bowl victory.

FINAL SCORE	1	2	3	4	F
Kansas State	0	7	7	14	— 28
Ohio State	14	7	14	0	— 35

FIRST QUARTER

OS - Hollins 7 yd blocked punt return (Nugent kick), 6:41
OS - Holmes 6 yd pass from Krenzel (Nugent kick), 2:49

SECOND QUARTER

OS - Jenkins 17 yd pass from Krenzel (Nugent kick), 6:49
KS - Sproles 6 yd run (Rheem kick), 3:01

THIRD QUARTER

KS - Roberson 14 yd run (Rheem kick), 8:59
OS - Jenkins 8 yd pass from Krenzel (Nugent kick), 4:53
OS - Holmes 31 yd pass from Krenzel (Nugent kick), 00:37

FOURTH QUARTER

KS - Saba 3 yd run (Rheem kick), 13:25
KS - Roberson 1 yd run (Rheem kick), 2:47

K-STATE STATISTICAL LEADERS

Rushing	Att.	Yds.	TD
Darren Sproles	13	38	1
Eli Roberson	16	32	2
Passing	A-C-I	Yds.	TD
Eli Roberson	51-20-1	294	0
Receiving	Rec.	Yds.	TD
Davin Dennis	7	113	0
James Terry	4	58	0

2006 TEXAS BOWL

[16] RUTGERS 37, KANSAS STATE 10
RELIANT STADIUM • HOUSTON, TEXAS
DECEMBER 28, 2006 • 52,210



Kansas State hung with No. 16 Rutgers for 30 minutes, but the Scarlet Knights scored 20 unanswered points in the second half to hand the Wildcats a 37-10 loss in the inaugural Texas Bowl before 52,210 fans at Reliant Stadium.

Ray Rice, the Texas Bowl MVP, rushed for 170 yards and a touchdown and Tim Brown caught two TD passes, for the Scarlet Knights, who claimed their first bowl victory in 137 seasons of intercollegiate football.

Brown's two TD catches came in the opening period and staked Rutgers to a quick 14-0 lead.

Kansas State answered with a 44-yard field goal by Jeff Snodgrass and a 76-yard punt return for a touchdown by Yamon Figs that was the longest in K-State bowl history to close the gap to 14-10 midway through the second quarter.

But Jeremy Ito connected on a 37-yard field goal to close the half and linebacker Quintero Frierson returned an interception 27 yards for a touchdown on the first play from scrimmage of the second half to put Rutgers ahead 24-10.

Rice sprinted 46-yards for his lone touchdown of the game on the Scarlet Knights' next possession before Ito closed out the scoring with a pair of fourth-quarter field goals for the final margin.

FINAL SCORE	1	2	3	4	F
Rutgers	14	3	14	6	— 37
Kansas State	0	10	0	0	— 10

FIRST QUARTER

RU - Brown 14 yd pass from Teel (Ito kick), 7:12
RU - Brown 49 yd pass from Teel (Ito kick), 2:42

SECOND QUARTER

KS - FG Snodgrass 44 yd, 13:32
KS - Figs 76 yd punt return (Snodgrass kick), 9:37
RU - FG Ito 37 yd, 0:49

THIRD QUARTER

RU - Frierson 27 yd interception return (Ito kick), 14:27
RU - Rice 46 yd run (Ito kick), 11:41

FOURTH QUARTER

RU - FG Ito 23 yd, 14:51
RU - FG Ito 21 yd, 8:06

K-STATE STATISTICAL LEADERS

Rushing	Att.	Yds.	TD
James Johnson	6	20	0
Leon Patton	6	14	0
Passing	A-C-I	Yds.	TD
Josh Freeman	21-10-2	129	0
Receiving	Rec.	Yds.	TD
Jordy Nelson	4	81	0
Rashaad Norwood	2	40	0

2010 PINSTRIPE BOWL

SYRACUSE 36, KANSAS STATE 34
YANKEE STADIUM • BRONX, NY
DECEMBER 30, 2010 • 38,274



The first Pinstripe Bowl turned into a home run derby.

Delone Carter ran for 198 yards and two touchdowns, Marcus Sales caught three long TD passes and Syracuse got some help from a celebration penalty on Kansas State to beat the Wildcats 36-34 on Thursday at Yankee Stadium.

Adrian Hilburn slipped a tackle and raced to a 30-yard touchdown catch with 1:13 remaining to pull Kansas State within two. Hilburn saluted the crowd behind the visitor's dugout and was flagged 15 yards for unsportsmanlike conduct, which pushed the 2-point conversion attempt back to the 17-yard line.

Carson Coffman overthrew Aubrey Quarles in the end zone, and when Kansas State (7-6) couldn't come up with the onside kick, Syracuse (8-5) only had to take a knee to win a bowl game for the first time since 2001.

Daniel Thomas ran for three touchdowns for Kansas State, which was making its first bowl appearance since 2006.

In a bowl season filled with blowouts so far, the first bowl game in New York in 48 years turned out to be a hit.

FINAL SCORE	1	2	3	4	F
Kansas State	7	7	7	13	— 34
Syracuse	7	7	13	9	— 36

FIRST QUARTER

KS - Thomas 51 yd run (Cherry kick, 14:32, 1st)
SU - Sales 52 yd pass from Nassib (Krautman kick, 3:17, 1st)

SECOND QUARTER

SU - Sales 36 yd pass from Nassib (Krautman kick, 9:35, 2nd)
KS - Thomas 10 yd run (Cherry kick, 1:51, 2nd)

THIRD QUARTER

SU - Carter 7 yd run (Krautman kick, 12:11, 3rd)
KS - Harper 10 yd pass from Coffman (Cherry kick, 6:33, 3rd)
SU - Carter 15 yd run (Krautman kick failed, 2:11, 3rd)

FOURTH QUARTER

KS - Thomas 1 yd run (Cherry kick, 11:03, 4th)
SU - Sales 44 yd pass from Nassib (pass failed, 7:52, 4th)
SU - Krautman 40 yd field goal (3:08, 4th)
KS - Hilburn 30 yd pass from Coffman (pass failed, 1:13, 4th)

K-STATE STATISTICAL LEADERS

Rushing	Att.	Yds.	TD
Daniel Thomas	22	90	3
Carson Coffman	8	26	0
Passing	A-C-I	Yds.	TD
Carson Coffman	23-17-1	228	2
Receiving	Rec.	Yds.	TD
Adrian Hilburn	5	84	1
Chris Harper	5	56	1
Aubrey Quarles	4	75	0

2012 COTTON BOWL

ARKANSAS 29, KANSAS STATE 16
COWBOYS STADIUM • ARLINGTON, TX
JANUARY 6, 2012 • 80,956



Junior Kansas State quarterback Collin Klein tied the Big 12 single-season for rushing touchdowns and the NCAA single season record by a quarterback but the No. 8 Wildcats came up short in the 2012 AT&T Cotton Bowl Classic in a 29-16 loss to No. 6 Arkansas.

Kansas State (10-3) was trying to match its school record with 11 victories, but still finished a surprising season in Snyder's second Wildcats turnaround. K-State won 11 games six times during a seven-year span in Snyder's first tenure before his three-year retirement, and almost reached that mark again in his third season back.

The Cotton Bowl was the only non-BCS game with both teams in the top 10 of the Bowl Championship Series standings -- Arkansas came in sixth, Kansas State eighth. It also is the only bowl featuring the SEC vs. the Big 12, the top two conferences in the BCS computer rankings.

FINAL SCORE	1	2	3	4	F
Kansas State	0	9	7	9	— 16
Arkansas	3	16	7	3	— 29

FIRST QUARTER

UA - Hocker 26 yd field goal (4:19, 1st)

SECOND QUARTER

UA - Adams 51 yd punt return (14:27, 2nd)
UA - Hocker 22 yd field goal (9:20, 2nd)
UA - Wright 45 yd pass from Wilson (4:10, 2nd)
KS - Malone PAT return (4:10, 2nd)
KS - McDonald 3 yd pass from Klein (0:26, 2nd)

THIRD QUARTER

KS - Klein 6 yd run (11:38, 3rd)
UA - Hamilton 9 yd pass from Wilson (3:57, 3rd)

FOURTH QUARTER

UA - Hocker 30 yd field goal (3:30, 4th)

K-STATE STATISTICAL LEADERS

Rushing	Att.	Yds.	TD
Collin Klein	24	42	1
John Hubert	12	37	0
Passing	A-C-I	Yds.	TD
Collin Klein	30-16-1	173	1
Receiving	Rec.	Yds.	TD
Sheldon Smith	5	50	0
Tramaine Thompson	3	57	0
Brodrick Smith	2	29	0
Torell Miller	2	22	0
Chris Harper	1	11	0
Travis Tannahill	1	6	0
Andre McDonald	1	3	1

ALL-AMERICANS

CONSENSUS FIRST TEAM

1977	Gary Spani , LB (UPI, Kodak, Football News, Kickoff Magazine)
1992	Sean Snyder , P (AP, Kodak, Athlon's)
1993	Jaime Mendez , FS (AP, Kodak, Football News, NFL Draft Report, Athlon's)
1995	Chris Canty , CB (AP, UPI, FWAA, Football News, NFL Draft Report)
1996	Chris Canty , CB (AP, FWAA, Walter Camp, AFCA, The Sporting News, Football News)
1997	Martin Gramatica , PK (AP, FWAA, The Sporting News, Football News)
1998	David Allen , PR (AP, FWAA, The Sporting News)
1999	Mark Simoneau , LB (AP, FWAA, AFCA, The Sporting News, Walter Camp)
2002	Terence Newman , CB (AP, FWAA, AFCA, The Sporting News, Walter Camp)
2007	Jordy Nelson , WR (AP, FWAA, AFCA, Walter Camp)

FIRST TEAM

1922	Ray Hahn , G (Grantland Rice)
1931	Henry Cronkite , E (UP, New York Sun, N.Y. World Telegram, NEA, Illustrated Football Annual, Frank O'Neill, N.Y. Journal, Charles Parker, College Humor, Dr. Lacy Lockert)
1934	George Maddox , T (All-America Board, Bill Corum, Illustrated Football Annual)
1953	Veryl Switzer , HB (Professional Football Coaches Association)
1970	Clarence Scott , CB (The Sporting News, Look Magazine)
1976	Gary Spani , LB (Football News)
1977	Gary Spani , LB (UPI, Kodak, Football News, Kickoff Magazine)
1992	Sean Snyder , P (AP, Kodak, Athlon's)
1993	Jaime Mendez , FS (AP, Kodak, Football News, NFL Draft Report, Athlon's)
	Thomas Randolph , CB (NFL Draft Report)
1994	Chad May , QB (NFL Draft Report)
1995	Chris Canty , CB (AP, UPI, FWAA, Football News, NFL Draft Report)
	Tim Colston , DT (Walter Camp, AFCA, NFL Draft Report)
1996	Chris Canty , CB (Walter Camp, AP, FWAA, Football News, AFCA, The Sporting News, American Football Quarterly)
1997	Martin Gramatica , PK (Associated Press, The Sporting News, FWAA, Football News, American Football Quarterly)
1998	David Allen , PR (Associated Press, FWAA, The Sporting News)
	Michael Bishop , QB (Football News, The Sporting News)
	Martin Gramatica , PK (AFCA, Walter Camp)
	Jeff Kelly , LB (Associated Press, FWAA)
1999	David Allen , PR (AFCA)
	Mark Simoneau , LB (Associated Press, FWAA, The Sporting News, AFCA, Walter Camp, All-American Football Foundation)
2000	Mario Fatafehi , DT (Football News)
	Quincy Morgan , WR (Football News)
	Jamie Rheem , PK (Football News, AFCA)
2002	Terence Newman , CB (Associated Press, The Sporting News, FWAA, AFCA, College Football News, Walter Camp, CNNSI.com, CBSsportsline.com)
	Nick Leckey , OL (CBSsportsline.com)
2003	Darren Sproles , RB (Associated Press, Sports Illustrated, College Football News, Rivals.com)
	Josh Buhl , LB (Sporting News)
	Nick Leckey , OL (ESPN.com)
2007	Jordy Nelson , WR (Associated Press, Sports Illustrated, FWAA, AFCA, ESPN.com, Rivals.com, Walter Camp, CNNSI.com, CBSsportsline.com)
2010	Corey Adams , LS (Phil Steele)
2011	Tyler Lockett , KR (Walter Camp)

SECOND TEAM

1925	H. Randels , E (Al Demaree)
	Zerlindon Pearson , T (Charles Crowley N.Y. Times)
1931	Henry Cronkite , E (Associated Press, Grantland Rice, NANA-Walter Trumbull, INS-Hearst)
1933	Ralph Graham , FB (NEA)
1934	George Maddox , T (Dr. Lacy Lockert)
1951	Veryl Switzer , CB (Associated Press)
1952	Veryl Switzer , HB (Newspaper Enterprise Association)
1970	Michael Kuhn , DE (Sporting News)
1977	Gary Spani , LB (Newspaper Enterprise Association)
1993	Thomas Randolph , CB (Associated Press)
	Andre Coleman , KR (NFL Draft Report)
	Jaime Mendez , FS (UPI)
1994	Barrett Brooks , OT (NFL Draft Report)
1995	Tim Colston , DT (Associated Press, UPI)
	Perrell Gaskins , LB (Football News, NFL Draft Report)
1997	Todd Weiner , OT (The Sporting News)
1998	Jarrod Cooper , SS (The Sporting News)
	Martin Gramatica , PK (The Sporting News, Associated Press)
	Jeff Kelly , LB (The Sporting News)

	Mark Simoneau , LB (Associated Press)
1999	David Allen , PR (Associated Press, Sporting News)
	Lamar Chapman , FS (The Sporting News)
	Mark Simoneau , LB (Football News)
2000	Mario Fatafehi , DT (Associated Press, College Football News)
	Aaron Lockett , All-Purpose (Associated Press)
	Jamie Rheem , PK (Associated Press)
2003	Darren Sproles , RB (Sporting News)
	Josh Buhl , LB (Associated Press, Sports Illustrated, College Football News)
	Nick Leckey , OL (Sports Illustrated)
2010	Daniel Thomas , RB (Rivals)
2011	Tyler Lockett , KR (Sports Illustrated)
	Nigel Malone , DB (Walter Camp)

THIRD TEAM

1927	Ted Fleck , E (Walter Eckersall)
1931	Henry Cronkite , E (Bill Cunningham, Central Press)
1932	Ralph Graham , FB (Lawrence Perry)
1933	Ralph Graham , FB (Dr. Lacy Lockert)
1936	Maurice "Red" Elder , B (Red Williamson)
	Rolla Holland , G (NEA)
1971	Mo Latimore , G (UPI)
1977	Gary Spani , LB (Associated Press)
1990	Michael Smith , WR (Football News)
1991	Michael Smith , WR (AP)
1991	Sean Snyder , P (Football News)
1993	Andre Coleman , KR (Associated Press)
	Quentin Neujahr , C (NFL Draft Report)
1994	Tim Colston , DT (Associated Press)
	Jim Hmielewski , OT (NFL Draft Report)
1995	Tim Colston , DT (NFL Draft Report)
	Perrell Gaskins , LB (Associated Press)
	Kevin Lockett , WR (NFL Draft Report)
	Chuck Marlowe , FS (NFL Draft Report)
1996	Kevin Lockett , WR (Associated Press)
1998	Michael Bishop , QB (Associated Press)
	Darnell McDonald , WR (Associated Press)
	Ryan Young , OT (The Sporting News)
1999	Lamar Chapman , FS (Football News)
	Darren Howard , DE (Associated Press)
	Jamie Rheem , PK (Associated Press, The Sporting News, Football News)
2000	Randall Cummins , C (College Football News)
	Quincy Morgan , WR (The Sporting News)
	Jamie Rheem , PK (The Sporting News)
2001	Ben Leber , LB (Associated Press)
	Andy Eby , OL (Football News)
2007	Deon Murphy , PR (College Football News)
2009	Brandon Banks , KR (Sporting News)
2010	William Powell , KR (Rivals)
2011	Arthur Brown , LB (Phil Steele)
	Nigel Malone , DB (AP, Phil Steele)

HONORABLE MENTION

1970	Clarence Scott , CB (AP, UPI)
1987	Matt Wallerstedt , LB (Associated Press)
1989	Michael Smith , WR (AP, UPI)
1992	Sean Snyder , P (UPI)
1993	Chad May , QB (UPI)
	Thomas Randolph , CB (UPI)
	Kenny McEntyre , CB (NFL Draft Report)
1994	Chad May , QB (UPI, Football News)
	Tim Colston , DT (UPI, Football News)
	J.J. Smith , RB (UPI, NFL Draft Report)
1995	Joe Gordon , CB (NFL Draft Report)
	Kevin Lockett , WR (UPI, Football News)
	Matt Miller , QB (NFL Draft Report)
2001	Aaron Lockett , KR (CNNSI.com)
2002	Darren Sproles , RB (College Football News)
	Terence Newman , PR (College Football News)
2003	El Roberson , QB (College Football News)
	James Terry , WR (College Football News)
2006	Ian Campbell , DE (CNN/SI.com)
2007	Deon Murphy , PR (SI.com)
2008	Josh Freeman , QB (Pro Football Weekly)
2010	William Powell , KR (Phil Steele, Sports Illustrated)
	Daniel Thomas , RB (Sports Illustrated)
2011	Arthur Brown , LB (Sports Illustrated)
	Collin Klein , QB (Sports Illustrated)
	Nigel Malone , DB (Sports Illustrated)

ASSOCIATED PRESS

1931	Henry Cronkite , E (2nd team)
1951	Veryl Switzer , DB (2nd team)
1977	Gary Spani , LB (3rd team)
1991	Michael Smith , WR (3rd team)
1992	Sean Snyder , P (1st team)

AP All-AMERICANS (cont'd)

1993	Jaime Mendez , FS (1st team)
1993	Thomas Randolph , CB (2nd team)
1993	Andre Coleman , KR (3rd team)
1994	Tim Colston , DT (3rd team)
1995	Chris Canty , CB (1st team)
	Tim Colston , DT (2nd team)
	Perrell Gaskins , LB (3rd team)
1996	Chris Canty , CB (1st team)
	Kevin Lockett , WR (3rd team)
1997	Martin Gramatica , PK (1st team)
1998	David Allen , PR (1st team)
	Jeff Kelly , LB (1st team)
	Martin Gramatica , PK (2nd team)
	Mark Simoneau , LB (2nd team)
	Michael Bishop , QB (3rd team)
	Darnell McDonald , WR (3rd team)
1999	Mark Simoneau , LB (1st team)
	David Allen , PR (2nd team)
	Darren Howard , DE (3rd team)
	Jamie Rheem , PK (3rd team)
2000	Mario Fatafehi , DT (2nd team)
	Aaron Lockett , All-Purp. (2nd team)
	Jamie Rheem , PK (2nd team)
2001	Ben Leber , LB (3rd team)
2002	Terence Newman , CB (1st team)
2003	Darren Sproles , RB (1st team)
	Josh Buhl , LB (2nd team)
2007	Jordy Nelson , WR (1st team)
2011	Nigel Malone , DB (3rd team)

PLAYBOY MAGAZINE All-AMERICANS

1970	Mike Kolich , DB
1996	Chris Canty , DB
1998	Martin Gramatica , PK
2000	David Allen , PR
2001	Aaron Lockett , PR
2002	Nick Leckey , OL
2004	Darren Sproles , RB

PLAYER AWARDS

Heisman Trophy

1970	Lynn Dickey , QB (10th)
1994	Chad May , QB (11th)
1998	Michael Bishop , QB (2nd)
2003	Darren Sproles , RB (5th)

Maxwell Award

1998	Michael Bishop , QB (Finalist)
2004	Darren Sproles , RB (preseason candidate)

Associated Press Player of Year

2003	Darren Sproles , RB (3rd)
------	----------------------------------

Davey O'Brien Award

Nation's most outstanding quarterback

1994	Chad May (1 of 10 finalists)
1995	Matt Miller (1 of 10 finalists)
1998	Michael Bishop (Winner)

Johnny Unitas Award

Nation's most outstanding quarterback

1994	Chad May (1 of 6 finalists)
1998	Michael Bishop (1 of 4 finalists)

Doak Walker Award

Nation's most outstanding running back

1992	Eric Gallon (preseason candidate)
1993	J.J. Smith (preseason candidate)
1994	J.J. Smith (preseason candidate)

- 1997 Mike Lawrence (preseason candidate)
- 1998 Eric Hickson (preseason candidate)
- 2000 David Allen (preseason candidate)
- 2001 Josh Scobey (preseason candidate)
- 2003 Darren Sproles (runner-up)
- 2004 Darren Sproles (preseason candidate)
- 2009 Daniel Thomas (midseason candidate)
- 2010 Daniel Thomas (semifinalist)

Biletnikoff Award

- Nation's most outstanding receiver*
- 1994 Kevin Lockett (1 of 18 candidates)
 - 1995 Kevin Lockett (1 of 18 candidates)
 - 1996 Kevin Lockett (1 of 10 semifinalists)
 - 1998 Darnell McDonald (candidate)
 - 1999 Aaron Lockett (candidate)
 - 2000 Quincy Morgan (1 of 10 semifinalists)
 - Aaron Lockett (candidate)
 - 2001 Aaron Lockett (preseason candidate)
 - 2006 Jordy Nelson (preseason candidate)
 - 2007 Jordy Nelson (1 of 3 finalists)

John Mackey Award

- Nation's most outstanding tight end*
- 2004 Brian Casey (preseason candidate)
 - 2009 Jeron Mastrud (midseason candidate)

Lombardi Award

- Nation's most outstanding lineman*
- 1995 Tim Colston, DT (semifinalist)
 - 2002 Nick Leckey, G (preseason candidate)
 - 2003 Nick Leckey, C (preseason candidate)
 - 2004 Jermaine Berry, DT (preseason candidate)
 - 2006 Greg Wafford, OL (preseason candidate)
 - 2007 Ian Campbell, DE (preseason candidate)
 - 2008 Ian Campbell, DE (preseason candidate)

Outland Trophy

- Nation's most outstanding interior lineman*
- 2000 Randall Cummins, C (candidate)
 - 2002 Tank Reese, DT (candidate)
 - 2003 Nick Leckey, C (candidate)
 - 2005 Jeromey Clary, OT (candidate)

Rimington Trophy

- Nation's most outstanding center*
- 2003 Nick Leckey, C (finalist)
 - 2008 Jordan Bedore (candidate)
 - 2010 Wade Weibert (candidate)
 - 2012 B.J. Finney (candidate)

Bronko Nagurski Award

- Nation's outstanding defensive player by the FWAA*
- 1995 Chris Canty, CB (1 of 5 finalists)
 - 1996 Chris Canty, CB (1 of 5 finalists)
 - 1998 Jeff Kelly, LB (Finalist, runner-up)
 - 2002 Terence Newman, CB (1 of 5 finalists)
 - 2006 Brandon Archer, LB (preseason candidate)
 - 2007 Ian Campbell, DE (preseason candidate)
 - 2008 Ian Campbell, DE (preseason candidate)
 - 2011 Arthur Brown, LB (preseason candidate)

Football News Defensive Player of the Year

- 1995 Percell Gaskins, LB (1 of 7 finalists)
- 1996 Chris Canty, CB (semifinalist)
- 1999 Mark Simoneau, LB (semifinalist)
- 2000 Mario Fatafehi, DT (1 of 15 semifinalists)

Maxwell Defensive Award

- Nation's most outstanding defensive player*
- 1996 Chris Canty, CB (1 of 3 finalists)

Ted Hendricks Award

- Nation's most outstanding defensive end*
- 2006 Ian Campbell (semifinalist)
 - 2007 Ian Campbell (preseason candidate)
 - 2008 Ian Campbell (preseason and midseason candidate)

Butkus Award

- Nation's most outstanding linebacker*
- 1992 Brooks Barta (preseason candidate)
 - 1994 Percell Gaskins (preseason candidate)
 - 1995 Percell Gaskins (1 of 10 semifinalists)
 - 1996 Travis Ochs (preseason candidate)
 - 1997 Travis Ochs (preseason candidate)
 - Mark Simoneau (preseason candidate)
 - 1998 Travis Ochs (preseason candidate)
 - Mark Simoneau (preseason candidate)
 - Jeff Kelly (semifinalist)
 - 1999 Mark Simoneau (runner-up)
 - 2000 Ben Leber (preseason candidate)
 - 2001 Ben Leber (preseason candidate)
 - Terry Pierce (preseason candidate)
 - 2002 Terry Pierce (preseason candidate)
 - 2003 Josh Buhl (semifinalist)
 - 2004 Ted Sims (preseason candidate)
 - 2005 Brandon Archer (preseason candidate)
 - 2006 Brandon Archer (preseason candidate)
 - 2011 Arthur Brown, LB (preseason candidate)

Jim Thorpe Award

- Nation's most outstanding defensive back*
- 1992 Jaime Mendez, FS (preseason candidate)
 - 1993 Jaime Mendez, FS (1 of 8 semifinalists)
 - 1995 Chris Canty, CB (1 of 3 finalists)
 - 1996 Chris Canty, CB (1 of 3 finalists)
 - 2000 Jarrod Cooper, SS (preseason candidate)
 - 2001 Terence Newman, CB (1 of 10 semifinalists)
 - 2002 Terence Newman, CB (Winner) *(Pictured Above)*
 - 2011 Nigel Malone, DB (1 of 10 semifinalists)

**Touchdown Club of Columbus
Defensive Back of the Year**

- 1996 Chris Canty, CB

Lou Groza Award

- Nation's most outstanding place-kicker*
- 1997 Martin Gramatica, PK (winner)
 - 1998 Martin Gramatica, PK (runner-up)
 - 1999 Jamie Rheem, PK (runner-up)
 - 2000 Jamie Rheem, PK (runner-up)
 - 2004 Joe Rheem, PK (semifinalist)
 - 2007 Brooks Rossman, PK (candidate)

Ray Guy Award

- Nation's most outstanding punter*
- 2006 Tim Reyer, P (preseason candidate)
 - 2007 Tim Reyer, P (semifinalist)
 - 2011 Ryan Doerr, P (preseason candidate)

Mosi Tatupu Award

- Nation's most outstanding special teams player*
- 1997 Martin Gramatica, PK (1 of 12 finalists)
 - 1998 Martin Gramatica, PK (1 of 12 finalists)
 - 1999 David Allen, PR (1 of 6 finalists)
 - 2001 Aaron Lockett, KR (1 of 10 finalists)

COACHING AWARDS
National Coach of the Year

- 1991 Bill Snyder (ESPN)
- 1994 Bill Snyder (CNN)
- 1998 Bill Snyder (Bear Bryant Award, Walter Camp Foundation, Bobby Dodd Foundation, Associated Press, Schutt Sports Group)
- 2011 Bill Snyder (Woody Hayes, Sporting News, Rivals, CBSports)

National Coach of the Year Finalist

- 1993 Bill Snyder (Kodak, FWAA, Bear Bryant)
- 1995 Bill Snyder (Football News, FWAA, Bear Bryant)
- 1998 Bill Snyder (FWAA, Football News)
- 2011 Bill Snyder (Liberty Mutual, Bryant, Eddie Robinson)

National Coach of the Year Semifinalist

- 1993 Bill Snyder (Football News)
- 1999 Bill Snyder (Football News)

Playboy Magazine Coach of the Year

- 1970 Vince Gibson
- 1998 Bill Snyder

District Coach of the Year

- 1993 Bill Snyder (Kodak, AFCA)
- 1998 Bill Snyder (AFCA)
- 1999 Bill Snyder (AFCA)

BOWL GAME AWARDS
1993 Copper Bowl

- Andre Coleman, WR (Offensive MVP)
- Kenny McEntyre, CB (Defensive MVP)

1994 Aloha Bowl

- Joe Gordon, CB (K-State MVP)

1995 Holiday Bowl

- Brian Kavanagh, QB (Offensive MVP)
- Mario Smith, FS (Defensive MVP)

1997 Cotton Bowl

- Kevin Lockett, WR (Co-Offensive MVP)

1997 Fiesta Bowl

- Michael Bishop, QB (Offensive MVP)
- Travis Ochs, LB (Defensive MVP)

1998 Alamo Bowl

- Jarrold Cooper, SS (Sportsmanship Award)

1999 Holiday Bowl

- Jonathan Beasley, QB (Offensive MVP)
- Darren Howard, DE (Defensive MVP)

2001 Cotton Bowl

- Jonathan Beasley, QB (Offensive MVP)
- Chris Johnson, DE (Defensive MVP)

2001 Insight.com Bowl

- Terry Pierce, LB (Sportsmanship Award)

2002 Holiday Bowl

- Eli Roberson, QB (Offensive MVP)

2004 Fiesta Bowl

- Darren Sproles, RB (Sportsmanship Award)


Bill Snyder

POSTSEASON ALL-STAR GAMES

Senior Bowl


1964	Ralph McFillen, E; Joe Provenzano, T
1968	Dan Lankas, LB
1970	Mack Herron, HB; Lynn Larson, T
1971	Lynn Dickey, QB; Oscar Gibson, LB; Henry Hawthorne, HB; Clarence Scott, CB
1972	Steve Beyrle, C; Mo Latimore, OG
1974	Isaac Jackson, RB
1981	Steve Clark, DE
1985	Barton Hundley, DB
1991	Elijah Alexander, DE
1992	Sean Snyder, P
1993	Jaime Mendez, FS
1994	Chad May, QB; J.J. Smith, RB; Barrett Brooks, OT
1995	Percell Gaskins, LB
1996	Jason Johnson, C; Kevin Lockett, WR
1998	Michael Bishop, QB; Martin Gramatica, PK
1999	Darren Howard, DE; Mark Simoneau, LB
2000	David Allen, RB; Jarrod Cooper, SS; Quincy Morgan, WR; Jamie Rheem, PK; Mario Fatafehi, DT
2001	Jon McGraw, FS; Ben Leber, LB
2003	Nick Leckey, C; Bryan Hickman, LB
2004	Darren Sproles, RB
2006	Thomas Clayton, RB
2007	Jordy Nelson, WR
2010	Daniel Thomas, RB

East-West Shrine Game

1934	Ralph Graham, FB
1935	George Maddox, T
1936	Ralph Churchill, E
1937	Maurice Elder, FB
1939	Bill Beezley, G; Don Crumbaker, E
1940	Bill Beezley, G; Don Crumbaker, E
1941	Bernard Weiner, G
1950	Rollin Prather, E
1954	Veryl Switzer, HB
1955	Corky Taylor, HB
1956	Jim Furey, C
1971	Ron Dickerson, DHB; Dean Shaternick, T
1977	Gary Spani, LB
1980	Eddy Whitley, TE
1985	Barton Hundley, DB
1991	Michael Smith, WR
1993	Jaime Mendez, FS; Thomas Randolph, CB; Quentin Neujahr, C
1994	Chad May, QB; Barrett Brooks, OT
1995	Tim Colston, DT; Percell Gaskins, LB
1996	Kevin Lockett, WR; Mario Smith, S
1997	Todd Weiner, OT; Kendyl Jacox, C
1998	Michael Bishop, QB; Martin Gramatica, PK; Darnell McDonald, WR
1999	Lamar Chapman, FS
2000	Dyshod Carter, CB; Shad Meier, TE; Jamie Rheem, PK; Jonathan Beasley, QB
2001	Andy Eby, OL
2003	Rashad Washington, DB
2004	Cedrick Williams, DB
2005	Jeromey Clary, OL
2006	Brandon Archer, LB; Quintin Echols, DT
2009	Jeffrey Fitzgerald, DE; Jeron Mastrud, TE
2011	Tysyn Hartman, DB

Hula Bowl

1971	Mike Montgomery, FB; Dean Shaternick, OT
1978	Gary Spani, LB
1981	James Walker, DE
1983	Reggie Singletary, DT
1993	Andre Coleman, WR (MVP)
1994	Jim Hmielewski, OT
1996	Joe Gordon, CB
1998	Michael Bishop, QB
2000	Jonathan Beasley, QB; Dyshod Carter, CB; Randall Cummins, C
2001	Aaron Lockett, WR; Josh Scobey, RB; Jerry Togiati, DT
2003	Josh Buhl, LB; Jesse Keaulana-Kamaeka, OL; Travis Wilson, FB
2005	Victor Mann, FB
2006	Yamon Figurs, WR
2007	Rob Jackson, DE; Justin McKinney, DB



Jordy Nelson

Villages Gridiron Classic

1998	Eric Hickson, RB; Justin Swift, TE; Gerald Neasman, CB; Travis Ochs, LB
1999	Frank Murphy, RB; Damion McIntosh, OL; Darren Howard, DE
2000	Monty Beisel, DE; Chris Johnson, DE
2001	Rock Cartwright, FB; Josh Scobey, RB; Jerry Togiati, DT
2002	Tank Reese, DT; Henry Bryant, DE
2003	James McGill, DB
2004	Jermaine Berry, DT; Brian Casey, TE; Jon Doty, OT

IntaJuice North South All-Star Classic

2006	Zach Diles, LB
------	----------------

College All-Star Game

1935	George Maddox, T
1954	Veryl Switzer, HB
1964	Willis Crenshaw, FB
1970	Lynn Larson, T
1971	Ron Dickerson, CB; Clarence Scott, CB

Blue-Gray Game

1953	Tom O'Boyle, G
1955	Douglas Roether, FB
1968	Dan Lankas, LB
1970	Manuel Barrera, DE; Charlie Collins, FL; John Stucky, MG
1971	Jim Carver, OT; Mike Kolich, DHB; Mike Kuhn, DE
1972	Keith Best, LB; Steve Beyrle, C; Johnny Robertson, DHB
1973	Ron Coppenbarger, S; John Goerger, WR; Dennis Morrison, QB
1974	Isaac Jackson, RB; Fred Rothwell, C; Henry Childs, TE
1975	Steve Grogan, QB; David Hernandez, OT
1979	Eddy Whitley, TE
1980	Steve Clark, DE
1982	Darrell Dickey, QB; Will Cokeley, LB; Greg Best, CB; Dan Ruzich, LB
1983	Reggie Singletary, DT
1984	Eric Bailey, TE
1988	Mark Porter, PK
1989	Maurice Henry, DE
1991	Michael Smith, WR; Russ Campbell, TE
1992	Sean Snyder, P; Eric Gallon, RB

Japan Bowl

1978	Gary Spani, LB
1992	Michael Smith, WR; Russ Campbell, TE

Challenge Bowl

1979	William Fisher, LB; Charlie Green, SE; Chester Jeffery, DT; Dan Manucci, QB
------	---

Coaches' All-America Game

1964	Willis Crenshaw, FB
1971	Clarence Scott, DHB
1972	Bill Butler, HB

North-South Shrine Bowl

1953	Ed Pence, E; Ken Gowdy, C; Bob Balderson, FB; Earl Meyer, T
1954	Ron Marciniak, G
1970	Mack Herron, HB; Lynn Larson, T
1971	Lynn Dickey, QB; Oscar Gibson, LB; Mike Montgomery, FB; Clarence Scott, CB; Ron Yankowski, DT
1972	Bill Butler, HB; Mo Latimore, OG
1974	Isaac Jackson, RB; Fred Rothwell, C

Paradise Bowl

2002	Thomas Barnet, T; Marc Dunn, QB
------	---------------------------------

Texas vs. the Nation/NFLPA All-Star Game

2008	Ian Campbell, DE
2010	Corey Adams, LS

All-America Bowl

1969	Dave Jones, FL
1970	Mack Herron, HB; Lynn Larson, T
1971	Mike Kuhn, DE; Ron Dickerson, DHB
1972	Larry Anding, T; Joe Colquitt, LB; Johnny Robertson, DHB
1973	Joe Brandt, P; John Goerger, WR
1974	Isaac Jackson, RB; Bill Brittain, OG
1975	Steve Grogan, QB

Note: Year listed is the regular season in which the senior played.



Mark Simoneau

FIRST TEAM

Missouri Valley Conference

- 1912 Jacob Holmes, T
- 1913 Fred Loomis, T; Art Burkholder, G
- 1915 Lee Randels, E
- 1916 Lee Randels, E; Eddie Wells, B
- 1917 Carl Roda, G
- 1918 Joe Bogue, E; Johnnie Clarke, B; Ike Gatz, G; Cliff Gallagher, B; Dewey Huston, G; Ding Burton, B
- 1919 Dewey Huston, G; Carl Roda, G
- 1920 Dewey Huston, G
- 1922 Ray Hahn, G; Ralph Nichols, T
- 1923 Art Stark, B
- 1924 Lyle Munn, E
- 1925 H.L. McGee, G
- 1926 Jerry Krysl, T
- 1927 Ted Fleck, E; George Lyon, C

Big Six Conference

- 1929 Orin Tackwell, T; K.C. Bauman, G
- 1930 Henry Cronkite, E; Alex Nigro, B
- 1931 Henry Cronkite, E; Elden Auker, B; Ralph Graham, B
- 1932 Dougal Russell, B; Ralph Graham, B
- 1933 Dougal Russell, B; Ralph Graham, B; Homer Hanson, G
- 1934 Ralph Churchill, E; George Maddox, T; Leo Ayres, B; Oren Stoner, B; Maurice Elder, B; Gene Sundgren, G
- 1935 Paul Flenthrope, T; Rolla Holland, G; Leo Ayres, B
- 1936 Rolla Holland, G; Maurice Elder, B
- 1937 Anthony Krueger, T; Howard Cleveland, B; Elmer Hackney, B
- 1938 Shirley Davis, T; Elmer Hackney, B
- 1939 Don Crumbaker, E; Bernard Weiner, T; Bill Beezley, G
- 1940 Bernard Weiner, T
- 1941 Frank Barnhart, E; Lyle Wilkins, B
- 1945 Russell Hardin, G

Big Seven Conference

- 1950 Harold Robinson, C
- 1951 Tom O'Boyle, G; Veryl Switzer, B
- 1952 Veryl Switzer, B
- 1953 Veryl Switzer, B; Ed Pence, E; Tom O'Boyle, G
- 1954 Ron Nery, T; Ron Marciniak, G; Corky Taylor, B
- 1955 Ron Nery, T; Doug Roether, B
- 1956 Ellis Rainsberger, G
- 1957 Don Zadnik, E; Jack Keelan, T; Ellis Rainsberger, C

Big Eight Conference

- 1958 Dave Noblitt, G
- 1959 John Stolte, T
- 1964 Bill Matan, DE; Bob Mitts, MG
- 1965 Bill Matan, DE
- 1966 Danny Lankas, LB
- 1967 Danny Lankas, LB; Dave Jones, E

- 1968 Dave Jones, E
- 1969 Lynn Dickey, QB; Mack Herron, HB; Manuel Barrera, DE; John Stucky, MG
- 1970 Lynn Dickey, QB; Mike Kuhn, DE; Ron Yankowski, DT; Oscar Gibson, LB; Clarence Scott, DHB
- 1971 Mo Latimore, OG
- 1973 Bill Brittain, OG; Isaac Jackson, HB
- 1975 Gary Spani, LB
- 1976 Gary Spani, LB
- 1977 Gary Spani, LB
- 1978 Charlie Green, SE
- 1979 James Walker, DE
- 1980 James Walker, DE
- 1981 Reggie Singletary, DT
- 1982 Mike Wallace, SE; Greg Best, CB; Reggie Singletary, DT
- 1983 Reggie Singletary, DT
- 1984 Barton Hundley, DB
- 1985 Barton Hundley, DB
- 1989 Michael Smith, WR
- 1991 Michael Smith, WR; Brooks Barta, LB; Jaime Mendez, FS
Defensive Newcomer of the Year: Sean Snyder
- 1992 Sean Snyder, P; Jaime Mendez, FS
- 1993 Jaime Mendez, FS; Thomas Randolph, CB; Quentin Neujahr, C; Andre Coleman, WR; Chad May, QB
- 1994 Tim Colston, DT; Tyson Schwieger, WR; Chad May, QB; Joe Gordon, CB; Chuck Marlowe, FS; Nyle Wiren, DE; Barrett Brooks, OT
Defensive Freshman of the Year: Chris Canty
- 1995 Chris Canty, CB; Tim Colston, DT; Percell Gaskins, LB; Joe Gordon, CB; Kevin Lockett, WR; Chuck Marlowe, SS
Defensive Freshman of the Year: Travis Ochs
Defensive Player of the Year: Tim Colston

BIG 12 CONFERENCE

Coaches and/or AP teams

1996

- 1st Team:** Chris Canty, CB; Nyle Wiren, DE; Mario Smith, FS (Coaches); Kevin Lockett, WR.
- 2nd Team:** Jason Johnson, C; Mario Smith, FS (AP); Brian Kavanagh, QB (AP).
- 3rd Team:** Todd Weiner, OT; Ryan Young, OT; Travis Ochs, LB (AP).
- Defensive Freshman of the Year:** Mark Simoneau

1997

- 1st Team:** Todd Weiner, OT; Martin Gramatica, PK; Jeff Kelly, LB; Mark Simoneau, LB (AP); Kendyl Jacox, C (Coaches).
- 2nd Team:** Michael Bishop, QB (Coaches); Kendyl Jacox, C (AP); Darren Howard, DE; Jerome Evans, DT (Coaches); Mark Simoneau, LB (Coaches); Lamar Chapman, FS (Coaches); David Allen, PR (Coaches); Travis Ochs, LB (AP).
- 3rd Team:** Ryan Young, OT (Coaches); Gavin Peries, WR (Coaches); James Garcia, P (Coaches).
- Offensive Newcomer of the Year:** Michael Bishop
- Defensive Newcomer of the Year:** Jeff Kelly

1998

- 1st Team:** Michael Bishop, QB; Ryan Young, OT; Darnell McDonald, WR; Martin Gramatica, PK; David Allen, PR; Jeff Kelly, LB; Darren Howard, DE; Jarrod Cooper, SS; Lamar Chapman, FS (Coaches); Mark Simoneau, LB (AP).
- 2nd Team (Coaches):** Aaron Lockett, DT (Coaches); Mark Simoneau, LB (Coaches); Lamar Chapman, FS (AP); Travis Ochs, LB (AP).
- Defensive Player of the Year:** Jeff Kelly

1999

- 1st Team:** Quincy Morgan, WR; Randall Cummins, C (Coaches); Jamie Rheem, PK; David Allen, PR; Darren Howard, DE; Mark Simoneau, LB; Lamar Chapman, FS.
- 2nd Team (Coaches):** Aaron Lockett, WR; Mario Fatafehi, DT; Jarrod Cooper, SS.
- Defensive Player of the Year:** Mark Simoneau
- Defensive Newcomer of the Year:** Mario Fatafehi

2000

- 1st Team:** Quincy Morgan, WR; Aaron Lockett, PR; Jamie Rheem, PK; Mario Fatafehi, DL; Randall Cummins, OL (Coaches); Jerametrius Butler, DB (Coaches); Monty Beisel, DL (AP).
- 2nd Team:** Ben Leber, LB; Milford Stephenson, OL (Coaches); Dyshod Carter, CB; Monty Beisel, DE (Coaches); Chris Johnson, DL (AP); Randall Cummins, C (AP); Jerametrius Butler (AP).
- 3rd Team (Coaches):** Jonathan Beasley, QB; Josh Scobey, RB; Chris Johnson, DE.
- Defensive Newcomer of the Year:** Derrick Yates
- Defensive Freshman of the Year:** Terry Pierce

2001

- 1st Team:** Ben Leber, LB.
- 2nd Team:** Josh Scobey, RB; Tank Reese, DL (Coaches); Terence Newman, DB (Coaches); Aaron Lockett, KR (Coaches).
- 3rd Team (Coaches only):** Nick Leckey, OL; Henry Bryant, DE; Jon McGraw, DB.
- Defensive Newcomer of the Year:** Tank Reese

2002

- 1st Team:** Nick Leckey, C; Terence Newman, CB (both)/KR (Coaches); Tank Reese, DT; Terry Pierce, LB.
- 2nd Team:** Darren Sproles, RB; Thomas Barnett, OL; Henry Bryant, DE (Coaches); Andrew Shull, DE (AP); Josh Buhl, LB (AP).
- 3rd Team (Coaches only):** Taco Wallace, WR; Eli Roberson, QB; Andrew Shull, DE; Josh Buhl, LB; Travis Brown, P.
- Defensive Player of the Year:** Terence Newman

2003

- 1st Team:** Josh Buhl, LB; Nick Leckey, OL; Darren Sproles, RB.
- 2nd Team:** Bryan Hickman, LB (AP); Ryan Lijja, OL; Justin Montgomery, DL (Coaches); Andrew Shull, DE; James Terry, WR; Rashad Washington, DB.
- 3rd Team (Coaches only):** Randy Jordan, DB; Joe Rheem, PK; Eli Roberson, QB.

2004

- 1st Team:** Darren Sproles, AP (AP).
- 2nd Team:** Darren Sproles, RB; Brian Casey, TE (Coaches); Jerome Clary, OL
- Honorable Mention:** Brandon Archer, LB (AP); Jermaine Berry, DL; Brian Casey, TE (AP); Jerome Clary, OL (AP); Jon Doty, OL (AP); Kevin Huntley, DL (Coaches), Mike Johnson (AP); Derek Marso, DL (Coaches), Tim Reyer, P (Coaches); Joe Rheem, PK

2005

- 2nd Team:** Jerome Clary, OL.
- Honorable Mention:** Brandon Archer, LB; Victor Mann, FB (Coaches); Jordy Nelson, WR; Marcus Watts, DB.

2006

- 1st Team:** Brandon Archer, LB (AP); Ian Campbell, DE; Yamon Figurs, KR/PR (Coaches).
- 2nd Team:** Brandon Archer, LB (Coaches); Marcus Watts, DB (Coaches)
- Honorable Mention:** Yamon Figurs, WR (AP); Zach Diles; Quintin Echols, DT (AP); Rob Jackson (Coaches); Jermaine Moreira, WR (Coaches); Rashaad Norwood, TE (AP); Leon Patton, RB; Jeff Snodgrass, PK (Coaches); Greg Wafford, OL; Kyle Williams, DB (Coaches).

2007

- 1st Team:** Jordy Nelson, WR, Tim Reyer, P (Both); Ian Campbell, DE (Coaches).
- 2nd Team:** Justin McKinney, DB (Coaches); James Johnson, RB, Brooks Rossman, K, Ian Campbell, DE (AP).
- Honorable Mention:** Justin McKinney, DB (AP); Alesana Alesana, OL, Chris Carney, DB, Josh Freeman, QB, Rob Jackson, DE, Deon Murphy, WR/PR, Jordy Nelson, PR, Mike Poochke, FB, Logan Robinson, OL, Brooks Rossman, K, Reggie Walker, LB.
- Offensive Newcomer of the Year:** Deon Murphy
- Defensive Newcomer of the Year:** Gary Chandler

2008

2nd Team: Ian Campbell, DE (Coaches).

Honorable Mention: Brandon Banks, WR/PR/KR; Jordan Bedore, OL; Eric Childs, DL; Brandon Harold, DL; Joshua Moore, DB; Brooks Rossman, K; Nick Stringer, OL (Coaches).

Offensive Newcomer of the Year: Brandon Banks

2009

1st Team: Daniel Thomas, RB (Both); Brandon Banks, WR (AP)/PR/KR (Both); Nick Stringer, OL (Coaches).

2nd Team: Brandon Banks, WR (Coaches); Nick Stringer, OL (AP).

Honorable Mention: Tysyn Hartman, DB (Both); Jeron Mastrud, TE (AP); Jeffrey Fitzgerald, DE (Coaches); Joshua Moore, DB (Coaches).

Offensive Newcomer of the Year: Daniel Thomas (Both)

2010

1st Team: William Powell, KR (Coaches); Daniel Thomas, RB (AP).

2nd Team: Daniel Thomas, RB (Coaches); Zach Kendall, OL (Both); Wade Weibert, OL (AP); Ty Zimmerman, DB (Coaches)

Honorable Mention: Josh Cherry, K (Coaches); David Garrett, DB (AP); Stephen Harrison, DB (Both); William Powell, KR (AP); Aubrey Quarles, WR (Coaches); Terance Sweeney, DB (Coaches); Ty Zimmerman, DB (AP).

2011

1st Team: Clyde Aufner, OL (Coaches); Arthur Brown, LB (Both); Ray Kibble, DL (Coaches); Collin Klein, All-Purpose (AP); Nigel Malone, DB (Coaches).

2nd Team: Clyde Aufner, OL (AP); Zach Hanson, OL (Coaches); Tysyn Hartman, DB (Coaches); Tyler Lockett, KR/PR (Both); Nigel Malone, DB (AP).

Honorable Mention: Clyde Aufner (Offensive Lineman of the Year); Anthony Canetele, PK (Coaches); B.J. Finney, OL (AP); David Garrett, DB (Both); Zach Hanson, OL (AP); Ray Kibble (Defensive Lineman of the Year); Collin Klein, QB (Offensive Player of the Year); Emmanuel Lamur, LB (AP); Tyler Lockett (Special Teams Player of the Year); Meshak Williams, DE (AP); Ty Zimmerman, DB (Coaches).

CONFERENCE PLAYER OF THE WEEK

Big Eight - Offensive

11/6/71	Dennis Morrison (Oklahoma St.)
10/20/73	Isaac Jackson (Iowa State)
11/23/74	Steve Grogan (Colorado)
11/6/76	Wendell Henriksen (Oklahoma)
9/16/78	Dan Manucci (Auburn)
11/11/78	L.J. Brown (Colorado)
10/27/79	Darrell Dickey (Missouri)
10/31/81	Mark Hundley (Iowa State)
10/29/83	Stan Weber (Nebraska)
10/26/85	Gerald Alphin (Missouri)
10/1/89	Michael Smith (North Texas)
9/18/90	Patrick Jackson (New Mexico State)
10/14/91	Paul Watson (Kansas)
9/28/92	Eric Gallon (Temple)
11/8/92	Eric Gallon (Iowa State)
9/27/93	J.J. Smith (UNLV)
10/18/93	Chad May (Nebraska)
11/15/93	Andre Coleman (Missouri)
11/22/93	Chad May (Oklahoma State)
10/9/94	Chad May (Kansas)
11/7/94	Chad May (Iowa State)
11/28/94	J.J. Smith (UNLV)
9/9/95	Kevin Lockett (Cincinnati)
11/4/95	Matt Miller (Oklahoma)

Big 12 - Offensive

10/19/98	Michael Bishop (Oklahoma State)
11/2/98	Michael Bishop (Kansas)
11/16/98	Michael Bishop (Nebraska)
10/25/99	Jonathan Beasley (Oklahoma State)
9/25/2000	Jonathan Beasley (North Texas)
9/8/2001	Josh Scobey (USC)
10/27/2001	Josh Scobey (Kansas)
11/3/2001	Josh Scobey (Iowa State)
11/15/2003	Ell Roberson (Nebraska)
11/22/2003	Darren Sproles (Missouri)
9/18/2004	Darren Sproles (Louisiana-Lafayette)
9/24/2005	Parrish Fisher (North Texas)
11/4/2006	Josh Freeman (Colorado)
11/11/2006	Josh Freeman (Texas)
10/1/2007	Jordy Nelson (Texas)
9/2/2008	Josh Freeman (North Texas)
10/5/2009	Grant Gregory (Iowa State)



Monty Beisel

9/7/2010	Daniel Thomas (UCLA)
11/14/2011	Collin Klein (Texas A&M)

Big Eight - Defensive

9/12/70	Michael Kuhn (Utah State)
11/7/70	Michael Kuhn (Oklahoma State)
11/2/74	Gary Spani (Missouri)
9/13/75	Carl Pennington (Tulsa)
11/8/75	Gary Spani (Nebraska)
11/20/76	Gary Spani (Colorado)
9/17/77	Gary Spani (Florida State)
9/15/79	Brad Horchem (Auburn)
9/11/82	Reggie Singletary (Kentucky)
10/30/82	Jim Bob Morris (Iowa State)
10/1/84	Barton Hundley (Oklahoma)
10/20/86	Grady Newton (Kansas)
9/30/89	Maurice Henry (North Texas)
10/1/90	Brooks Barta (New Mexico)
9/9/91	William Price (Indiana State)
10/14/91	Brooks Barta (Kansas)
10/21/91	C.J. Masters (Nebraska)
11/1/93	Dirk Ochs (Oklahoma)
10/23/94	Tim Colston (Colorado)
10/30/94	Chris Canty (Oklahoma)
11/21/94	Laird Veatch (Oklahoma State)
10/7/95	Dirk Ochs (Missouri)
10/28/95	Tim Colston (Kansas)
11/4/95	Chris Canty (Oklahoma)
11/18/95	Chris Canty (Colorado)

Big 12 - Defensive

9/2/96	Nyle Wiren (Texas Tech)
9/23/96	Chris Canty (Rice)
11/11/96	Nyle Wiren (Kansas)
10/13/97	Mark Simoneau (Missouri)
10/20/97	Jeff Kelly (Texas A&M)
11/10/97	Jarrold Cooper (Kansas)
9/21/98	Jeff Kelly (Texas)
9/13/99	Darren Howard (Temple)
10/4/99	Mark Simoneau (Texas)
10/11/99	Mark Simoneau (Kansas)
11/8/99	Mark Simoneau (Colorado)
11/22/99	Dyshod Carter (Missouri)
8/26/2000	Monty Beisel (Iowa)
11/4/2000	Monty Beisel (Iowa State)
11/18/2000	Chris Johnson (Missouri)
9/14/2002	Terence Newman (Eastern Illinois)
9/21/2002	Terry Pierce (Southern California)
11/9/2002	Bobby Walker (Iowa State)
9/13/2003	Josh Buhl (Massachusetts)
11/15/2003	Bryan Hickman (Nebraska)
9/2/2006	Ian Campbell (Illinois State)

10/1/2007	Ian Campbell (Texas)
9/8/2008	Courtney Herndon (Montana State)
9/26/2011	Tre Walker (Miami)
10/3/2011	Arthur Brown (Baylor)

Big 12 - Special Teams

9/15/97	Lamar Chapman (Ohio)
10/20/97	David Allen (Texas A&M)
11/17/97	Martin Gramatica (Colorado)
9/14/98	Martin Gramatica (Northern Illinois)
9/21/98	David Allen (Texas)
10/12/98	Martin Gramatica (Colorado)
9/27/99	David Allen (Iowa State)
10/4/99	David Allen (Texas)
10/18/99	Jamie Rheem (Utah State)
9/2/2000	Aaron Lockett (Louisiana Tech)
9/16/2000	Aaron Lockett (Ball State)
11/18/2000	Aaron Lockett (Missouri)
9/22/2001	Aaron Lockett (New Mexico State)
9/7/2002	Terence Newman (Louisiana-Monroe)
11/23/2002	Terence Newman (Missouri)
10/25/2003	Darren Sproles (Kansas)
10/7/2006	Leon Patton (Oklahoma State)
10/28/2006	Brandon Archer (Iowa State)
11/11/2006	Yamon Figurs (Texas)
10/15/2007	Brooks Rossman (Colorado)
10/20/2008	Brooks Rossman (Colorado)
11/17/2008	Brandon Banks (Nebraska)
9/28/2009	Brandon Banks (Tennessee Tech)
10/5/2009	Emmanuel Lamur (Iowa State)
11/2/2009	Brandon Banks (Oklahoma)
11/16/2009	Josh Cherry (Missouri)
9/7/2010	Anthony Canetele (UCLA)
9/20/2010	William Powell (Iowa State)
10/3/2011	Anthony Canetele (Baylor)
10/17/2011	Raphael Guidry (Texas Tech)
10/24/2011	Tyler Lockett (Kansas)
11/7/2011	Tyler Lockett (Oklahoma State)
11/14/2011	Anthony Canetele (Texas A&M)
12/5/2011	Anthony Canetele (Iowa State)

Big Eight Coach of the Year

1970	Vince Gibson
1982	Jim Dickey
1990	Bill Snyder (AP, Co-Big 8 Coaches)
1991	Bill Snyder (AP, Co-Big 8 Coaches)
1993	Bill Snyder (AP, Co-Big 8 Coaches)

Big 12 Coach of the Year

1998	Bill Snyder (AP Big 12 Coaches)
2002	Bill Snyder (Big 12 Coaches)
2011	Bill Snyder (AP, Big 12 Coaches)

CoSIDA Academic All-Americans

- 1953 Ken Gowdy, C
- 1956 Ellis Rainsberger, R
- 1966 David Langford, T
- 1970 John Acker, DE
- 1974 Don Lareau, LB
- 1975 Floyd Dorsey, OG
- 1977 Floyd Dorsey, OG
- 1981 Darren Gale, DB
- 1982 Darren Gale, SS; Mark Hundley, TB
- 1984 Stan Weber, QB
- 1985 Troy Faunce, P
- 1986 Troy Faunce, P
- 1987 Matt Garver, OG
- 1992 Brooks Barta, LB
- 1995 Kevin Lockett, WR (1st); Jason Johnson, C (2nd)
- 1996 Kevin Lockett, WR (1st); Jason Johnson, C (1st)
- 2000 Jon McGraw, FS (1st)
- 2001 Jon McGraw, FS (1st); Andy Eby, OL (2nd)
- 2003 Ryan Lijja, OL (2nd)
- 2008 Jeron Mastrud (2nd)
- 2009 Jeron Mastrud (2nd)
- 2011 Tysyn Hartman (1st)

**National Football Foundation
Postgraduate Scholarship**

- 1991 Russ Campbell, TE
- 1992 Brooks Barta, LB
- 1996 Jason Johnson, C
- 2011 Tysyn Hartman, DB (Campbell Trophy Finalist)

CFA National Scholar-Athlete

- 1992 Brooks Barta, LB (1st team)
- 1993 Quentin Neujahr, C (1st team)
- 1994 Laird Veatch, LB (1st team);
Matt McEwen, DE (1st team)
- 1995 Kevin Lockett, WR (1st team);
Dirk Ochs, DE (1st team)
- 1996 Kevin Lockett, WR (1st team);
Jason Johnson, C (1st team)
- 2011 Tysyn Hartman, DB (1st team)

NFF Hampshire Honor Society

- 2009 Darrin Seiwert, TE
- 2010 Jeron Mastrud, TE; Adrian Stryker, DB
- 2011 Corey Adams, LS; Kevin Rohleder, LB
- 2012 Tysyn Hartman, DB; Alex Hrebec, LB; Payton Kirk, DE;
Jordan Voelker, DE.

ARA National Sportsmanship Award

- 2010 Jeron Mastrud, TE

Hitachi/CFA Promise of Tomorrow Scholarship

- 1992 Matt Garber, QB
- 1993 Tom Byers, FS

Honda National Scholar-Athlete of the Year

- 1994 Laird Veatch, LB (finalist)

K-State Outstanding Scholar-Athlete

- 1989 Brooks Barta, LB
- 1990 Russ Campbell, TE
- 1991 Russ Campbell, TE
- 1992 Brooks Barta, LB
- 1993 Quentin Neujahr, C
- 1994 Matt McEwen, DE; Jason Johnson, C
- 1995 Matt McEwen, DE
- 1996 Jason Johnson, C; Kevin Lockett, WR
- 1997 Jarrett Grosdidier, TE
- 1998 Travis Ochs, LB
- 2000 Brice Libel, WR; Monty Beisel, DE
- 2001 Jon McGraw, FS
- 2002 Andy Klocke, LB
- 2003 Ryan Lijja, OL
- 2004 Brian Casey, TE
- 2005 Jeromey Clary, OL
- 2006 Blake Seiler, DT
- 2007 Logan Robinson, OL
- 2008 Jeron Mastrud, TE
- 2009 Jeron Mastrud, TE
- 2010 Alex Hrebec, LB
- 2011 Tysyn Hartman, DB


First Team Academic All-Big Eight

- 1954 Frank Rodman, T
- 1955 Frank Rodman, T; Charles Zickefoose, C
- 1956 Ellis Rainsberger, G; Ken Nesmith, B
- 1957 Richard Corbin, B
- 1959 Max Falk, B
- 1963 Joe Provenzano, T
- 1964 Doug Dusenbury, B; Dave Langford, T
- 1965 Dave Langford, T; Jim Grechus, DHB
- 1966 Gary Pankratz, FB; Dave Langford, T; Mitch Borota, DHB
- 1967 Mike Goynes, T; Danny Lankas, LB; Mitch Borota, DHB
- 1968 Dave Jones, E; John Stucky, MG; Alan Steelman, LB
- 1969 John Stucky, MG
- 1970 Dave Creswell, OT; John Acker, DE
- 1971 Bill Brittain, OT; Joe Colquitt, LB
- 1972 Ron Coppenbarger, DB; Joe Brandt, P
- 1973 Steve Grogan, QB
- 1974 Steve Grogan, QB; David Spare, P; Don Lareau, LB
- 1975 Floyd Dorsey, OG; Perry Viers, DE; Glenn Plotkin, OG
- 1976 Floyd Dorsey, OG; John Hafferty, C; Dennis Frazee, DB
- 1977 Floyd Dorsey, OG; Paul Coffman, TE
- 1978 John Hafferty, OG; Don Birdsey, K; Tom Faerber, LB
- 1979 John Liebe, SE; Keith Dearing, RB; Duane Dirk, DE; Tom Faerber, LB;
Brad Horchem, DB; Don Birdsey, K

- 1980 Steve Schuster, CB; Jeff Stevens, OT
- 1981 Darren Gale, DB; Mark Hundley, RB; Jeff Stevens, OT
- 1982 Darren Gale, SS; Mark Hundley, TB; Bob Daniels, DT
- 1983 Darrel Wild, SE; Stan Weber, QB; Scott Fulhage, P
- 1984 Stan Weber, QB; Scott Fulhage, P; Bob Daniels, LB; Les Miller, DT; Brad Lambert, DB; Scott Wentzel, DB
- 1985 Andy Harding, OG; Brad Lambert, DB; Ray Wilson, FB
- 1986 Todd Moody, TB
- 1987 Matt Garver, OG; Dan Goldner, DT; Brad Lambert, DB;
Matt Wallerstedt, LB
- 1988 Russ Campbell, TE; Jeff Allison, LB; Jim Oehm, DT; Jeffrey Needham, DE;
Alan Smith, DT; Shane Pouch, P
- 1989 Brooks Barta, LB; Russ Campbell, TE
- 1990 Brooks Barta, LB; Russ Campbell, TE
- 1991 Brooks Barta, LB; Russ Campbell, TE; Quentin Neujahr, C
- 1992 Brooks Barta, LB; Quentin Neujahr, C; Tom Byers, FS
- 1993 Kevin Lockett, WR; Quentin Neujahr, C;
Warren Claassen, PK; Laird Veatch, LB; John Butler, DE
- 1994 Ross Greenwood, OG; Jason Johnson, C;
Kevin Lockett, WR; Laird Veatch, LB; Matt McEwen, DE
- 1995 Ross Greenwood, OG; Jason Johnson, C; Kevin Lockett, WR; Brian Lojka,
TE; Matt McEwen, DE; Dirk Ochs, DE; Travis Ochs, LB

Academic All-Big 12 Selections

- 1996 **First Team:** Kevin Lockett, WR; Jason Johnson, C; Jarrett Grosdidier, TE
Honorable Mention: Jonathan Beasley, QB; Blake Frigon, C; James Garcia, P; Ross Greenwood, OG; Travis Ochs, LB; Casey Wehrman, LB
- 1997 **First Team:** Jarrett Grosdidier, TE; Jacob Havick, DB; Brice Libel, WR;
Travis Ochs, LB; Casey Wehrman, LB; J.W. Wight, WR
Honorable Mention: Troy Hackney, WR
- 1998 **First Team:** Steve Altobello, DE; Monty Beisel, DE; Brice Libel, WR;
Jonathan McGraw, S; Travis Ochs, LB
Honorable Mention: Jacob Havick, DB; Troy Hackney, WR
- 1999 **First Team:** Steve Altobello, DE; Dan Divilbiss, C; Andy Eby, OL; Andy Klocke, LB; Brice Libel, WR; Jon McGraw, S; Ryan Payne, FB
Second Team: Chris Bailes, OL; Monty Beisel, DE; Jarvis Miller, DL;
Grant Reves, OL; Jamie Rheim, PK
- 2000 **First Team:** Steve Altobello, DE; Monty Beisel, DE; Zac Burton, QB; Dan Divilbiss, OL; Andy Eby, OL; C.W. Klebe, DL; Andy Klocke, LB; Brice Libel, WR; Jon McGraw, FS; Terry Pierce, LB
Second Team: Eric Everley, DL; Neil Gosch, LS; Jason Kazar, LB; Grant Reves, OL; Jamie Rheim, PK; Mike Ronsick, P/K; Nick Warren, TE
- 2001 **First Team:** Brian Casey, TE; Andy Eby, OL; Neil Gosch, LS; Andy Klocke, LB; Jon McGraw, FS; Terry Pierce, LB; Mike Ronsick, P
Second Team: Chris Devore, WR; Marc Dunn, QB; Nick Hoheisel, FB;
Chad Wallerstedt, LB
- 2002 **First Team:** Andy Klocke, LB; Chris Post, DB; Ryan Lijja, OL; Terry Pierce, LB; Brian Casey, TE; Ryan Schmuecker, OL
Second Team: Marc Dunn, QB; Eric Everley, DT; Ted Sims, LB
- 2003 **First Team:** Ryan Lijja, OL; Brian Casey, TE; David Rose, DB; Jeromey Clary, OL
Second Team: Travis Horchem, DB
- 2004 **First Team:** Brian Casey, TE; Jeromey Clary, OL; Dylan Meier, QB; Marcus Perry, LB; David Rose, DB; Blake Seiler, DE
Second Team: Blaine Clark, DB
- 2005 **First Team:** Jeromey Clary, OL; Allan Evridge, QB; John McCardle, DB; Brad Rooker, OL; Blake Seiler, DE
Second Team: Marcus Perry, LB; Logan Robinson, OL; Gerard Spexarth, OL; Jacob Voegeli, OL
- 2006 **First Team:** John McCardle, RB; Donald Raymer, TE; Blake Seiler, DT
Second Team: Logan Robinson, OL; Brad Rooker, OL
- 2007 **First Team:** Steve Cline, DT; John McCardle, RB; Jeron Mastrud, TE; Logan Robinson, OL
Second Team: Marcus Perry, LB; Brooks Rossman, K; Tim Schwerdt, K; Trevor Viers, OL
- 2008 **First Team:** Corey Adams, LS; Alex Hrebec, LB; Tysyn Hartman, DB; Jeron Mastrud, TE; Darrin Seiwert, TE
First Team: Corey Adams, LS; Ryan Doerr, P; Jeffrey Fitzgerald, DE; Gabe Gantz, TE; Tysyn Hartman, DB; Alex Hrebec, LB; Collin Klein, QB/WR; Kevin Rohleder, LB; Adrian Stryker, DB
Second Team: Logan Dold, DB; Payton Kirk, DE; Matt Wykes, WR
- 2010 **First Team:** Corey Adams, LS; Logan Dold, DB; Gabe Gantz, TE; Lucas Hamm, FB; Tysyn Hartman, DB; Kevin Rohleder, LB; Jordan Voelker, DE
Second Team: Colten Freeze, OL; Jay Hanley, FB; Rodney Kenner, WR; Payton Kirk, DE; Collin Klein, QB; William Powell, RB; Jarrett Wright, LB
- 2011 **First Team:** Logan Dold, DB; Laton Dowling, DE; Tysyn Hartman, DB; Brian Hertzog, LB; Alex Hrebec, LB; Payton Kirk, DE; Jared Loomis, LB; Zach Nemecek, TE; Curry Sexton, WR; Travis Tannahill, TE; Jordan Voelker, DE
Second Team: Cole Bachamp, WR; Colten Freeze, OL; Zach Hanson, OL; Collin Klein, QB; Jonathan Truman, LB



2011 National Scholar Athlete Tysyn Hartman

RETIRED NUMBER 11

The No. 11 jersey of quarterbacks Lynn Dickey and Steve Grogan was retired by Kansas State to honor the pair, who each donned the number while leading the Wildcats during some of the school's most successful football seasons. It is the only time in school history that a number has been retired in any sport.



11 • LYNN DICKEY

Quarterback
1968-70

Lynn Dickey, a native of Osawatomie, Kan., spent most of his NFL career with the Green Bay Packers but also played several seasons with the Houston Oilers. He threw for more than 21,000 yards with the Packers, including 4,458 yards in 1983 which at the time ranked second in NFL history.

Dickey still holds numerous K-State passing records and ranks third on the Big Eight's all-time list with 6,208 career passing yards. He is also second on K-State's all-time total offense chart.

Dickey was chosen as the first-team quarterback on the all-time Big Eight football team in 1995 and is a charter member of the K-State Sports Hall of Fame (1990). He was inducted into the State of Kansas Sports Hall of Fame in 1997.

LYNN DICKEY'S CAREER STATISTICS

College (1968-70, 3 seasons)	Att	Comp	Pct.	Yards	TD	Int
Kansas State	994	501	.504	6,208	29	64
NFL (1971-85, 15 seasons)						
Houston	294	145	.493	1,953	8	28
Green Bay	2,831	1,602	.566	21,369	133	151
NFL TOTALS	3,125	1,747	.559	23,322	141	179



11 • STEVE GROGAN

Quarterback
1972-74

Grogan retired from the NFL following the 1990 season after an illustrious career with the New England Patriots.

Grogan held nearly every New England career passing record, including yards (26,886) and touchdowns (182). He joined the team as a rookie in 1975 and led the franchise to its first Super Bowl appearance in 1986.

A native of Ottawa, Kan., Grogan still stands ninth on K-State's career list for total offense and 11th in passing yards.

Grogan is a member of the K-State Sports Hall of Fame (1995) and was inducted into the State of Kansas Sports Hall of Fame in 1999.

STEVE GROGAN'S CAREER STATISTICS

College (1972-74, 3 seasons)	Att	Comp	Pct.	Yards	TD	Int
Kansas State	371	166	.447	2,213	12	26
NFL (1975-90, 16 seasons)						
New England	3,593	1,879	.523	26,886	182	208

COLLEGE FOOTBALL HALL OF FAME

MARK SIMONEAU Linebacker 1996-1999



Former K-State Consensus All-American Mark Simoneau will become just the second Wildcat football player and first under head coach Bill Snyder to be elected to the Hall of Fame. He will be enshrined in December as a member of the Class of 2012.

Simoneau was a Consensus All-American and the Big 12 Defensive Player of the Year in 1999 en route to being the runner-up for the Butkus Award that same season. A K-State Ring of Honor inductee and a four-year starter for Snyder, Simoneau led the Wildcats to a 42-7 record during his career while totaling 400 career tackles and a school-record 251 unassisted stops. K-State also collected a 28-4 Big 12 record during Simoneau's career, won two Big 12 North titles and appeared in four straight bowl games.

GARY SPANI Linebacker 1974-77



Gary Spani became the first Kansas State player to be inducted to the College Football Hall of Fame in 2002. A member of the K-State Sports Hall of Fame (2000) and the Kansas Sports Hall of Fame (2004), Spani was Kansas State's first-ever consensus All-American in 1977, and also was a three-time All-Big-8 Conference selection.

Spani led the Wildcats in tackles three straight seasons and was twice named the team's most valuable player. To this day, he continues to dominate the Kansas State career record book as the program's all-time leader in career tackles (543), assisted tackles (343) and assists in a season (110).

Following graduation in 1978, Spani was chosen in the third round of the National Football League draft by the Kansas City Chiefs. He went on to play all nine years of his career with the Chiefs and led the organization in tackles four straight seasons.

CHARLES BACHMAN Head Coach 1920-27



Charles Bachman, who coached the K-State football team from 1920-27, was inducted into the College Football Hall of Fame on Jan. 8, 1978. Bachman began his coaching career at Great Lakes Naval Station in 1918 and led that team to the 1918 Rose Bowl title and the national championship. He moved to Northwestern University in 1919 before joining the Wildcats in 1920. A member of the K-State Sports Hall of Fame (1995), Bachman's eight-year won-loss record at K-State was 33-23-9.

"PAPPY" WALDORF Head Coach 1934



Lynn O. "Pappy" Waldorf coached K-State to its first football championship in 1934 while posting a 7-2-1 record in the Big Six Conference with wins over Oklahoma, Nebraska and Kansas. He was elected into the National Football Foundation Hall of Fame in 1966. A graduate of Syracuse, his coaching career included stops at Oklahoma City University (13-5-3, 1926-27), as assistant at Kansas in 1928, at Oklahoma A&M (34-10-7, 1929-33), Kansas State (7-2-1, 1934), Northwestern (49-45-7, 1935-46) and California (67-32-4, 1947-56).

A

Alexander, Elijah - Tampa Bay Buccaneers 1992, Denver Broncos 1993-95, Indianapolis Colts 1996-98, Cleveland Browns 1999, Oakland Raiders 2000-01.
 Allen, David - San Francisco 49ers 2001, Minnesota Vikings 2002, Jacksonville Jaguars 2003-04, St. Louis Rams 2005, Calgary Stampeders 2006.
 Allen, Dennis - Winnipeg Blue Bombers 1986-87.
 Alphin, Gerald - Montreal Alouettes 1987, Ottawa Roughriders 1988-89, New Orleans Saints 1990-91, Winnipeg Blue Bombers 1993-95, Baltimore Stallions 1996.
 Archer, Brandon - Indianapolis Colts 2007, Denver Broncos 2008.

B

Bailey, Eric - Philadelphia Eagles 1987.
Banks, Brandon - Washington Redskins 2010-12.
 Beasley, Jonathan - Saskatchewan Roughriders 2001-02, Wichita Stealth 2004.
 Beisel, Monty - Kansas City Chiefs 2001-04, New England Patriots 2005, Arizona Cardinals 2006-08, Kansas City Chiefs 2009, Arizona Cardinals 2010
 Bennett, Monte - New Orleans Saints 1981, Oakland Invaders 1983-85, Arizona Outlaws 1986, San Diego Chargers 1987.
 Benton, Gerald - British Columbia Lions 1994, Birmingham Fire 1995.
 Best, Greg - Pittsburgh Steelers 1983, Cleveland Browns 1984, Pittsburgh Gladiators 1987-88, New York Knights 1988-89.
 Best, Keith - Kansas City Chiefs 1972.
 Bishop, Michael - New England 1999-2000, Frankfurt Galaxy 2001, Toronto Argonauts 2002-08, Grand Rapids Rampage 2004-05, Chicago Rush 2006, Kansas City Brigade 2007.
 Blanchard, Joe - Edmonton Eskimos 1950-54.
 Bradley, Ray - New Jersey Generals 1984.
 Brooks, Barrett - Philadelphia Eagles 1995-98, Detroit Lions 1999-2001, Denver Broncos 2002, New York Giants 2003, Pittsburgh Steelers 2004-06.
Brown, Bryce - Philadelphia Eagles 2012.
 Brown, Ron - Winnipeg Blue Bombers 1995.
 Brown, Greg - Philadelphia Eagles 1981-86, Atlanta Falcons 1987.
 Brown, Larry - Washington Redskins 1969-76.
 Bryant, Henry - Austin Wranglers 2005-06, New Orleans VooDoo 2007.
 Buhl, Josh - Cleveland Browns 2004, Tampa Bay Buccaneers 2005, Denver Broncos 2006, Saskatchewan Roughriders 2007.
 Burks, Dralinn - San Diego Chargers 2003.
 Busby, Thomas - Cincinnati Reds 1934, Philadelphia Eagles 1935.
 Butler, Bill - New Orleans Saints 1972-74.
 Butler, Jerameetrius - St. Louis Rams 2001-06, Washington Redskins 2007.

C

Calhoun, Don - Buffalo Bills 1974-75, New England Patriots 1975-81, Philadelphia Eagles 1982, New Jersey Generals 1984.
 Campbell, Bryan - San Jose SaberCats 1995.
 Campbell, Ian - St. Louis Rams 2009.
 Campbell, Russ - Pittsburgh Steelers 1992.
 Canty, Chris - New England Patriots 1997-98, Seattle Seahawks, 1999-2000, New Orleans Saints 2000, Tulsa Talons 2005, Rio Grande Valley Dorados 2006-07.
 Carter, Dyshod - Cleveland Browns 2001-02, 2005; New England Patriots 2003, Arizona Cardinals 2004, 2006.
Cartwright, Rock - Washington Redskins 2002-09, Oakland Raiders 2010-11; San Francisco 49ers 2012.
 Casey, Brian - Atlanta Falcons 2005.
 Chapman, Lamar - Cleveland Browns 2000-02.
 Childs, Henry - Atlanta Falcons 1974, New Orleans Saints 1974-80, Los Angeles Rams 1981, Green Bay Packers 1984.
 Clark, Steve - New England Patriots 1981.
Clary, Jeromey - San Diego Chargers 2006-12.
 Clayton, Thomas - San Francisco 49ers 2007-09, New England Patriots 2010.
 Coffman, Paul - Green Bay Packers 1978-85, Kansas City Chiefs 1986-87, Minnesota Vikings 1988.
 Cokerley, Will - Michigan Panthers 1983-84, Memphis Showboats 1985-86, Buffalo Bills 1987.
 Coleman, Andre - San Diego Chargers 1994-97, Pittsburgh Steelers 1997-98.
 Colston, Tim - Carolina Panthers 1996-97, Portland Forest Dragons 1998, Nashville Kats 1999.
 Cooper, Jarrod - Carolina Panthers 2001-04, Oakland Raiders 2005-08.
 Coppenbarger, Ron - Jacksonville Sharks 1974.
 Crenshaw, Willis - St. Louis Cardinals 1964-69, Denver Broncos 1970.
 Crews, Tyrone - British Columbia Lions 1981-87.
 Cronkite, Henry - Brooklyn Dodgers 1934.
 Cullars, Willie - Philadelphia Eagles 1974.



Elijah Alexander

D

Darnell, Lawrence - Pittsburgh Americans 1937.
 Davis, Daniel - Indianapolis Colts 2004.
 Dennis, Davin - San Jose Saber Cats 2008.
 Dickey, Lynn - Houston Oilers 1971, 1973-75, Green Bay Packers 1976-77, 79-85.
Diles, Zac - Houston Texans 2007-11, Tennessee Titans 2012.
 Douglass, Robert - Pittsburgh Americans, New York Yankees 1937, Pittsburgh Pirates 1938.
 Doty, Jon - Carolina Panthers 2005, Cologne Centurions 2006, New England Patriots 2006.
 Dunn, Marc - Kansas City Chiefs, 2003-04, Berlin Thunder 2004.

E

Eby, Andy - St. Louis Rams 2003-04.
 Echols, Quintin - Indianapolis Colts 2007.
 Elder, Maurice - Los Angeles Bulldogs 1937.
 Epps, Jack - Kansas City Chiefs 1987.
 Evans, Jay Dale - Denver Broncos 1961.
 Evans, Jerome - Carolina Panthers 1998, Arizona Rattlers 2004.
 Everley, Eric - San Jose SaberCats 2004.


F

Faggins, DeMarcus - Houston Texans 2002-09.
 Fatafeh, Mario - Arizona Cardinals 2001-02, Carolina Panthers 2003, Denver Broncos 2004-05, Hamilton Tiger-Cats 2006.
 Feather, E.E. - Cleveland Bulldogs 1927, Detroit Wolverines 1928, New York Giants 1929-30, Staten Island Stapletons 1931, New York Giants 1931-33, Cincinnati Reds 1934.
 Figurs, Yamon - Baltimore Ravens 2007-09, Oakland Raiders 2010.
 Flentrophe, Donald - New York Yankees 1936.
 Fogle, DeShawn - Philadelphia Eagles 1997-98.
Freeman, Josh - Tampa Bay Buccaneers 2009-12
 Fulhage, Scott - Cincinnati Bengals 1987-88, Atlanta Falcons 1989-92.
 Furey, James - Calgary Stampeders 1958-60, New York Titans 1961, British Columbia Lions 1962.

G


Gaskins, Percell - St. Louis Rams 1996-97, Carolina Panthers 1998.
 George, Tearius - Dallas Cowboys 2008, Miami Dolphins 2009.
 Goodlow, Eugene - Winnipeg Blue Bombers 1980-82, New Orleans Saints 1983-86, Ottawa Rough Riders 1989.
 Goolsby, Brian - Oklahoma Wranglers 2000-01, Orlando Predators 2002, Wichita Stealth 2003, Grand Rapids Rampage 2004.
 Gordon, Ira - San Diego Chargers 1970-1975.
 Gordon, Joe - St. Louis Rams 1997.
 Gramatica, Martin - Tampa Bay Buccaneers 1999-2004, Indianapolis Colts 2004, Dallas Cowboys 2006-07, New Orleans Saints 2008-09.
 Green, Rogerick - Tampa Bay Buccaneers 1992, 1994, Jacksonville Jaguars 1995, Barcelona Dragons 1997, Nashville Kats 1998.
 Grogan, Steve - New England Patriots 1975-90.

H



Lynn Dickey

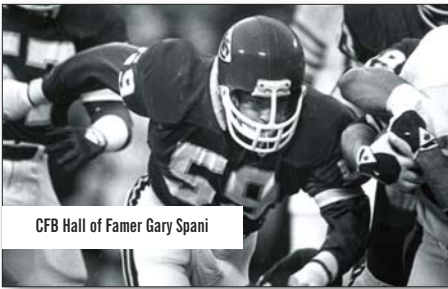
Hackney, Elmer - Philadelphia Eagles 1940, Pittsburgh Steelers 1941, Detroit Lions



Dan Manucci

1942-46.
 Hahn, Raymond - Hammond Pros 1926.
 Hall, Joe - Kansas City 2003-05, Oakland Raiders 2006.
 Hanson, Homer - Cincinnati Reds 1934, Chicago Cardinals 1935, Philadelphia Eagles 1935, Chicago Cardinals 1936.
Hartman, Tsyn - Kansas City Chiefs 2012.
 Hartshorn, Larry - Chicago Cardinals 1955.
 Henry, Maurice - Philadelphia Eagles 1990, San Antonio Riders 1992, Ottawa Rough Riders, 1993.
 Herron, Mack - Winnipeg Blue Bombers 1970-72, New England Patriots 1973-75, Atlanta Falcons 1975.
 Hickman, Bryan - Cleveland Browns 2004.
 Hill, Thomas - Green Bay Packers 2004.
 Holloman, Cliff - Wichita Stealth 2004, Oklahoma City Yard Dawgz 2005-07.
 Hoppock, Doug - Denver Gold 1983, Chicago Blitz 1984, Kansas City Chiefs 1987.
 Houchin, Thomas - Indianapolis Colts 2004-05, Cologne Centurions 2006.
 Howard, Darren - New Orleans Saints 2000-05, Philadelphia Eagles 2006-09.
 Hurd, Jeff - Dallas Cowboys 1987, Dallas Desperados 1990-91.
 Humphrey, Kevin - Toronto Argonauts 1987.
 Huntley, Kevin - Oakland Raiders 2006-07, Washington Redskins 2008.

J



CFB Hall of Famer Gary Spani

Jackson, Pat - New York/New Jersey Knights 1992, Toronto Argonauts 1993-94.
Jackson, Rob - Washington Redskins 2008-12.
 Jacox, Kendyl - San Diego Chargers 1998-2002, New Orleans 2003-05.
 Johnson, Clyde - Kansas City Chiefs 1997, Chicago Bears 1998.
 Johnson, Damian - New York Giants 1986-89, New England Patriots 1990.
 Johnson, James - Cincinnati Bengals 2008-09, Pittsburgh Steelers 2010.
 Johnson, Jason - Indianapolis Colts 1997-1999.
 Johnson, Mike - Kansas City Chiefs 2005, Amsterdam Admirals 2006, Indianapolis Colts 2006.
 Jolley, Alvin - Akron Pros 1922, Dayton Triangles 1923, Oorang Indians 1923, Buffalo Bisons 1929, Brooklyn Dodgers 1930, Cleveland Indians 1931.
 Jones, David - Cleveland Browns 1969-71.
 Jones, Willie - Houston Oilers 1967, Cincinnati Bengals 1968, 1970-71.
 Jordan, Randy - San Diego Chargers 2004.
 Jordan, Tony - Phoenix Cardinals 1989-90.

K

Kazar, Jason - Berlin Thunder 2004.
 Kelly, Jeff - Atlanta Falcons 1999-2002; Jacksonville Jaguars 2003, Toronto Argonauts 2006.
 Koenning, Vic - Oklahoma Outlaws 1984, Arizona Outlaws 1985-86.
 Krysl, Jerry - Cleveland Indians 1927.
 Kuhn, Mike - Winnipeg Blue Bombers 1972-73, Detroit Wheels 1974.

L

Lamur, Emmanuel - Cincinnati Bengals 2012.
 Larson, Lynn - Baltimore Colts 1971, British Columbia Lions 1972.
 Latimore, Mo - Calgary Stampeders 1972-75.
 Leber, Ben - San Diego Chargers 2002-05, Minnesota Vikings 2006-10.
 Leckey, Nick - Arizona Cardinals 2004-07, St. Louis Rams 2008, New Orleans Saints 2010.
 LeGault, Leonard - Saskatchewan Roughriders 1957-62.
Lilja, Ryan - Indianapolis Colts 2004-09, Kansas City Chiefs 2010-12.
 Lloyd, Ricky - Winnipeg Bluebombers 2004.
 Lockett, Aaron - San Francisco 49ers 2003, Ottawa Renegades 2004, British Columbia Lions 2005-06.
 Lockett, Kevin - Kansas City Chiefs 1997-2000, Washington Redskins 2001-02, Jacksonville Jaguars 2003.
 Lyon, George - New York Giants 1929, Portsmouth Spartans 1930, Chicago Bears 1931, Cleveland Indians 1931, Brooklyn Dodgers 1932, St. Louis Gunners 1934, Brooklyn Tigers 1936.

M

Maddox, George - Green Bay Packers 1935.
 Madison, L.E. - Chicago Bruisers 1988.
 Madison, Tony - Ft. Wayne Fusion 2007.
 Magee, Travon - Tennessee Valley Vipers 2006.
 Mann, Victor - Lubbock Renegades 2007.
 Manucci, Dan - Buffalo Bills 1979-80, Toronto Argonauts 1981-82, Arizona Wranglers 1983, Buffalo Bills 1987.
 Marciniak, Ron - Washington Redskins 1955.
 Martin, Matt - Tennessee Titans 2002-04, Tampa Bay Buccaneers 2005.
Mastrud, Jeron - Tampa Bay Buccaneers, 2010, Miami Dolphins 2011-12.
 Matan, William - New York Giants 1966.
 May, Chad - Minnesota Vikings 1995-96, Arizona Cardinals 1997, Frankfurt Galaxy 1997, Cincinnati Bengals 1998, Arizona Rattlers 1999-2001.
 McBride, Derrick - St. Louis Stampede 1996.
 McCloud, Jerry - Austin Wranglers 2004, Oklahoma City Yard Dawgz 2005, Bakersfield Blitz 2006.
 McDonald, Darnell - Tampa Bay Buccaneers 1999, Detroit Fury 2003, Calgary Stampeders 2004, Montreal Alouettes 2005.
 McEntyre, Kenny - London Monarchs 1996, St. Louis Rams 1997, Orlando Predators 1998-2006, Kansas City Brigade 2007-08.
 McGee, Harry - Cleveland Bulldogs 1927, Staten Island Stapletons 1929, Newark Tornadoes 1930, Staten Island Stapletons 1932.
 McGill, James - Toronto Argonauts 2005.
 McGraw, Jon - New York Jets 2002-04, Detroit Lions 2005-06, Kansas City Chiefs 2007-11.



Damion McIntosh

McIntosh, Damion - San Diego Chargers 2000-03, Miami Dolphins 2004-06, Kansas City Chiefs 2007-09.
 McKinney, Justin - St. Louis Rams 2008.
 Meier, Shad - Tennessee Titans 2001-03, New Orleans Saints 2005.
Moore, Joshua - Chicago Bears 2010-11, Denver Broncos 2012.
 Morgan, Quincy - Cleveland Browns 2001-04, Dallas Cowboys 2004, Pittsburgh Steelers 2005, Denver Broncos 2006-07.
 Montgomery, Justin - Rhein Fire 2005.
 Montgomery, Mike - San Diego Chargers 1971, Dallas Cowboys 1972-73, Houston Oilers 1974.
 Morris, Jim Bob - San Antonio Gunslingers 1984-86, Green Bay Packers 1987.
 Morrison, Dennis - San Francisco 49ers 1974.
 Munn, Lyle - Kansas City Cowboys 1925-26, Cleveland Bulldogs 1927, Detroit Wolverines 1928, New York Giants 1929.
 Murphy, Frank - Chicago Bears 2000, Tampa Bay Buccaneers 2001, Houston Texans 2003, Tampa Bay Buccaneers 2004-05, Miami Dolphins 2006, Toronto Argonauts 2007.

N

Nery, Ron - Los Angeles Chargers 1960, San Diego Chargers 1961-62, Denver Broncos 1963, Houston Oilers 1963.
 Neujahr, Quentin - Los Angeles Raiders 1994, Cleveland Browns 1995, Baltimore Ravens 1996-97, Jacksonville Jaguars 1998-2000.
 Neasman, Gerald - Peoria Pirates 2004.
Nelson, Jordy - Green Bay Packers 2008-12.
Newman, Terence - Dallas Cowboys 2003-11, Cincinnati Bengals 2012.
 Nichols, Ralph - Hartford Blues 1926.

O

Oltmanns, Chris - Jacksonville Jaguars 1997.
 Osborn, Mike - Philadelphia Eagles 1978.

P

Patton, Marcus - Tulsa Talons 2006.
 Pearson, Madison - Chicago Bears 1929-34, Chicago Cardinals 1935-36.
 Pfeifer, Ralph - Edmonton Eskimos 1958.
 Pierce, Terry - Denver Broncos 2003-05, Houston Texans 2006.
Powell, William - Arizona Cardinals 2012.
 Prather, Rollin - Edmonton Eskimos 1950-54.

R

Raemer, Norbert - Brooklyn Dodgers 1942.
 Randels, Horace - Kansas City Cowboys 1926, Cleveland Bulldogs 1927, Detroit Wolverines 1928.
 Randolph, Thomas - New York Giants 1994-97, Cincinnati Bengals 1998, Indianapolis Colts 1999.
 Reese, Tank - Kansas City Chiefs 2003, Indianapolis Colts 2004.
 Rheem, Jamie - Frankfurt Galaxy 2004.
 Rheem, Joe - Buffalo Bills 2005.
 Roberson, Eli - Montreal Alouettes 2004-05.
 Roland, Justin - Philadelphia Eagles 2008, San Francisco 49ers 2009.

Romero, Raymond - Philadelphia Eagles 1951.
 Rothwell, Fred - Detroit Lions 1974.
 Running, Mitch - Carolina Panthers 1997, Indianapolis Colts 1998, Toronto Argonauts 1999.
 Russell, Dougal - Chicago Cardinals 1934-39, Cleveland Rams 1939.

S

Scobey, Josh - Arizona Cardinals 2002-04, Seattle Seahawks 2005-06, Buffalo Bills 2007.
 Scott, Clarence - Cleveland Browns 1971-83.
 Searles, Joe - New York Giants 1967.
 Sears, Richard - Kansas City Cowboys 1924.
 Shaffer, Leland - New York Giants 1935-43, 1945.
 Shull, Andrew - Detroit Lions 2004-05.
 Simeta, Mike - Atlanta Falcons 1983, Birmingham Stallions 1985, Memphis Showboats 1986.
 Simoneau, Mark - Atlanta Falcons 2000-02, Philadelphia Eagles 2003-05, New Orleans Saints 2006-10.
 Singletary, Reggie - Michigan Panthers 1984, Denver Gold 1985.
 Smith, J.J. - Kansas City Chiefs 1995-96.
 Smith, Mario - Saskatchewan Roughriders 1999.
 Smith, Michael - Kansas City Chiefs 1992, Calgary Stampeders 1994.
 Snyder, Sean - Phoenix Cardinals 1993, San Diego Chargers 1994.
 Spani, Gary - Kansas City Chiefs 1978-86.
Sproles, Darren - San Diego Chargers 2005-10, New Orleans Saints 2011-12.
 Stephenson, Milford - San Francisco 49ers 2001.
 Strozier, Art - San Diego Chargers 1970-71.
 Stucky, John - British Columbia Lions 1970.
 Swift, Justin - Houston Texans 2003; Atlanta Falcons 2004.
 Switzer, Marvin - Buffalo Bills 1978.
 Switzer, Veryl - Green Bay Packers 1954-55, Calgary Stampeders 1958, Montreal Alouettes 1959-61.

T

Tackwell, Charles - Minneapolis Redjackets 1930, Frankford Yellowjackets 1930-31, Chicago Bears 1931-33, Cincinnati Reds 1933-34.
 Taylor, Cecil (Corky) - Los Angeles Rams 1955, 1957.
 Terry, James - San Diego Chargers 2004, Calgary Stampeders 2005.
Thomas, Daniel - Miami Dolphins 2011-12.
 Thompson, Bobby - Winnipeg Blue Bombers 1979-81.
 Togia, Jerry - Atlanta Falcons 2002.
 Tuttle, John - San Antonio Wings 1975.

W

Wade, Dewey - San Francisco 49ers 1956
 Walker, Bobby - Rhein Fire 2004.
 Walker, James - Kansas City Chiefs 1983.
Walker, Reggie - Arizona Cardinals 2009-12.
 Wallace, Taco - Seattle Seahawks 2003-04, 2006, Green Bay Packers 2005, Edmonton Eskimos 2007.
 Washington, Rashad - New York Jets 2004-07.
 Webber, Howard - Kansas City Cowboys 1924-25, Cleveland Bulldogs 1925, Hartford Blues, New York Giants, Kansas City Cowboys 1926, Cleveland Bulldogs 1927, Green Bay Packers 1928, Providence Steamroller 1930, Newark Tornadoes 1930.
 Weiner, Bernard - Brooklyn Dodgers 1942.
 Weiner, Todd - Seattle Seahawks 1998-2001, Atlanta Falcons 2002-08.
 Welch, John - Chicago Bruisers 1989.
 Williams, Cedrick - Houston Texans 2005, Calgary Stampeders 2006-07.
 Williams, George - New Jersey Gladiators 2002, Las Vegas Gladiators 2003, Manchester Wolves 2004, Central Valley Coyotes 2005.
 Williams, Melvin - New Orleans Saints 2003-04, Miami Dolphins 2004, San Francisco 49ers 2004, Washington Redskins 2005, New Orleans Voodoo 2007-08.
 Wilson, Travis - San Diego Chargers 2004, Pittsburgh Steelers 2005, Nashville Kats 2006, Kansas City Chiefs 2006.
 Wiren, Nyle - Tampa Bay Storm 1998-2007.

Y

Yankowski, Ron - St. Louis Cardinals 1971-80.
 Yniguez, Paul - Birmingham Fire 1990-91.
 Young, Ryan - New York Jets 1999-2001, Houston Texans 2002, Dallas Cowboys 2003.

Z

Zickefoose, Charles - Calgary Stampeders 1957-58.

Players on NFL rosters as of July 1, 2012 in **bold**.

Year	Name, Pos., NFL Team	Rd	Overall
1937	Maurice Elder, B, Boston	3rd	26
	Rolla Holland, G, Boston	7th	66
	Paul Fanning, T, Philadelphia	9th	81
	1940	Elmer Hackney, B, Philadelphia	11th
1940	Don Crumbaker, E, Philadelphia	15th	142
	Bill Beezley, T, Philadelphia	20th	193
	1941	Bernie Weiner, T, Brooklyn	11th
1944	Mike Zeleznak, B, Boston	11th	131
	Jack Bortka, B, Chicago Bears	22nd	249
1945	Earl Haury, T, Brooklyn	9th	100
	Jim Ungles, B, Pittsburgh	14th	155
	Mike Vargon, E, Chicago Bears	21st	238
	1946	Dale Cowan, T, L.A. Rams	29th
1948	Rollin Prather, E, Baltimore	18th	115*
	Mike Zeleznak, B, N.Y. Yankees	25th	176*
1950	Rollin Prather, E, Chicago Bears	7th	87
1953	Jack McShulski, E, N.Y. Giants	13th	—
1954	Veryl Switzer, B, Green Bay	1st	4
1955	Corky Taylor, B, L.A. Rams	2nd	18
	Ron Marciniaik, G, Washington	7th	79
	Tom Ebert, E, Cleveland	19th	228
	Dewey Wade, E, San Francisco	25th	297
	1956	Ron Nery, T, NY Giants	7th
1956	Jim Furey, C, Cleveland	13th	156
	Jim Rusher, E, Baltimore	29th	342
	1958	Ralph Pfeifer, B, Detroit	7th
1958	John Keelan, T, Chicago Cardinals	9th	97
	Gene Keady, B, Pittsburgh	19th	222
	Ted Stahura, T, San Francisco	30th	358
	1959	John Stolte, T, Philadelphia	29th
1960	John Littlejohn, B, Green Bay (NFL)	16th	185
	John Littlejohn, HB, Buffalo (AFL)	—	—
	Joe Vader, E, Dallas Texans (AFL)	—	—
1961	Dale Evans, B, St. Louis (NFL)	6th	78
	Dale Evans, HB, Denver (AFL)	6th	—
	Cedric Price, E, Dallas Texans (AFL)	30th	—
1963	Willis Crenshaw, B, St. Louis	9th	114
1964	Joe Provenzano, T, Detroit	17th	229
1965	Ron Barlow, FB, NY Jets (AFL)	7th ^	—
	Doug Dusenbury, K, Pittsburgh	16th	214
	Don Barlow, T, Dallas	20th	271
1966	Bill Matan, E, NY Giants (NFL)	8th	118
	Bill Matan, DE, Miami (AFL)	9th	—
	Willie Jones, DE, St. Louis	18th	271
1968	Danny Lankas, LB, St. Louis	16th	421
1969	Cornelius Davis, RB, Minnesota	5th	121
	Larry Brown, RB, Washington	8th	191
	Dave Jones, FL, Cleveland	11th	280
	Bob Coble, P, Chicago Bears	15th	378
1970	Lynn Larson, T, Chicago Bears	4th	79
	Manuel Barrera, LB, Pittsburgh	6th	131
	Mack Herron, RB, Atlanta	6th	143
	Ira Gordon, T, Philadelphia	8th	190
	Charles Collins, WR, St. Louis	12th	292
	Randy Ross, LB, Kansas City	16th	413
1971	Clarence Scott, DB, Cleveland	1st	14
	Lynn Dickey, QB, Houston	3rd	56
	Mike Montgomery, RB, San Diego	3rd	65
1972	Bill Butler, RB, New Orleans	5th	111
	Joe Colquitt, DE, Pittsburgh	7th	159
	Mo Latimore, G, N.Y. Jets	8th	194
1973	Steve Beyrle, G, New England	8th	195
	John Robertson, DB, N.Y. Giants	11th	262
	Rick Ferguson, WR, Pittsburgh	13th	336
	Dennis Morrison, QB, San Francisco	14th	357
1974	Henry Childs, TE, Atlanta	5th	109
	Willie Cullars, DE, Philadelphia	7th	167
	Don Calhoun, RB, Buffalo	10th	249
	Bill Brittain, C, Philadelphia	11th	271
	Fred Rothwell, C, Detroit	13th	325
	John Wells, G, Detroit	15th	377
1975	Isaac Jackson, RB, Cincinnati	15th	385
	Steve Grogan, QB, New England	5th	116
	John Tuttle, WR, Cincinnati	16th	401
1976	Lee Chaves, DB, Detroit	16th	406
	Ira Gordon, G, Tampa Bay	(expansion)	—
1978	Gary Spani, LB, Kansas City	3rd	58
1979	Dan Manucci, QB, Buffalo	5th	116
	Charlie Green, WR, Baltimore	12th	306
1980	Eddy Whitley, TE, Baltimore	11th	280
1981	Steve Clark, DT, New England	5th	130
1982	Eugene Goodlow, WR, New Orleans	3rd	66
1986	Barton Hundley, DB, Chicago Bears	10th	277
	Tim Stone, T, Cincinnati	11th	289
1988	Tony Jordan, RB, Phoenix	5th	132
1990	Maurice Henry, LB, Detroit	6th	147
1992	Rogerick Green, CB, Tampa Bay	5th	118
	Russ Campbell, TE, Pittsburgh	7th	179
	Elijah Alexander, LB, Tampa Bay	10th	254
1994	Thomas Randolph, CB, NY Giants	2nd	47
	Andre Coleman, WR, San Diego	3rd	70
1995	Barrett Brooks, OT, Philadelphia	2nd	58
	Chad May, QB, Minnesota	4th	111
1996	Percell Gaskins, LB, St. Louis	4th	105
1997	Chris Canty, CB, New England	1st	29
	Kevin Lockett, WR, Kansas City	2nd	47
1998	Todd Weiner, OT, Seattle	2nd	47
1999	Martin Gramatica, PK, Tampa Bay	3rd	80
	Jeff Kelly, LB, Atlanta	6th	198
	Ryan Young, OT, New York Jets	7th	223
	Michael Bishop, QB, New England	7th	227
	Justin Swift, TE, Denver	7th	238
	Darnell McDonald, WR, Tampa Bay	7th	240
	Darren Howard, DE, New Orleans	2nd	33
	Mark Simoneau, LB, Atlanta	3rd	67
	Damion McIntosh, OL, San Diego	3rd	83
	Lamar Chapman, DB, Cleveland	5th	146
2000	Frank Murphy, RB, Chicago	6th	170
	Darren Howard, DE, New Orleans	2nd	33
	Mark Simoneau, LB, Atlanta	3rd	67
2001	Damion McIntosh, OL, San Diego	3rd	83
	Lamar Chapman, DB, Cleveland	5th	146
	Frank Murphy, RB, Chicago	6th	170
	Quincy Morgan, WR, Cleveland	2nd	33
	Shad Meier, TE, Tennessee	3rd	90
	Monty Beisel, DE, Kansas City	4th	107
	Mario Fatafehi, DT, Arizona	5th	133
	Jarrod Cooper, DB, Carolina	5th	143
	Jerametrious Butler, DB, St. Louis	5th	145
	2002	Jon McGraw, FS, New York Jets	2nd
Ben Leber, LB, San Diego		3rd	71
DeMarcus Faggins, CB, Houston		6th	173
Josh Scobey, RB, Arizona		6th	185
Aaron Lockett, WR, Tampa Bay		7th	254
Rock Cartwright, FB, Washington		7th	257
Terence Newman, CB, Dallas		1st	5
Terry Pierce, LB, Denver		2nd	51
Melvin Williams, New Orleans		5th	155
Taco Wallace, Seattle		7th	224
2004	Nick Leckey, C, Arizona	6th	167
	Rashad Washington, DB, New York Jets	7th	236
2005	Darren Sproles, RB, San Diego	4th	130
2006	Jeromey Clary, OL, San Diego	6th	187
2007	Yamon Figurs, WR, Baltimore Ravens	3rd	74
	Thomas Clayton, RB, San Francisco	6th	186
	Zach Diles, LB, Houston Texans	7th	218
2008	Jordy Nelson, WR, Green Bay	2nd	36
	Rob Jackson, DE, Washington	7th	242
2009	Josh Freeman, QB, Tampa Bay	1st	17
2010	Joshua Moore, DB, Chicago	5th	141
2011	Daniel Thomas, RB, Miami	2nd	68
2012	Bryce Brown, RB, Philadelphia	7th	229

* AFC
^ Redshirt Draft

WILDCATS IN FIRST 100 PICKS

Year	Name, Pos., NFL Team	Rd	Pick
1954	Veryl Switzer, B, Green Bay	1st	4
2003	Terence Newman, Dallas	1st	5
1971	Clarence Scott, DB, Cleveland	1st	14
2009	Josh Freeman, QB, Tampa Bay	1st	17
1955	Corky Taylor, B, Los Angeles Rams	2nd	18
1937	Maurice Elder, B, Boston	3rd	26
1997	Chris Canty, CB, New England	1st	29
2001	Quincy Morgan, WR, Cleveland	2nd	33
2000	Darren Howard, DE, New Orleans	2nd	33
2008	Jordy Nelson, WR, Green Bay	2nd	36
1994	Thomas Randolph, CB, New York Giants	2nd	47
1997	Kevin Lockett, WR, Kansas City	2nd	47
1998	Todd Weiner, OT, Seattle	2nd	47
2003	Terry Pierce, LB, Denver	2nd	51
1971	Lynn Dickey, QB, Houston	3rd	56
2002	Jon McGraw, FS, New York Jets	3rd	57
1995	Barrett Brooks, OT, Philadelphia	2nd	58
1978	Gary Spani, LB, Kansas City	3rd	58
1971	Mike Montgomery, RB, San Diego	3rd	65
1937	Rolla Holland, G, Boston	7th	66
1982	Eugene Goodlow, WR, New Orleans	3rd	66
2000	Mark Simoneau, LB, Atlanta	3rd	67
2011	Daniel Thomas, RB, Miami	2nd	68
1993	Andre Coleman, WR, San Diego	3rd	70
2002	Ben Leber, LB, San Diego	3rd	71
2006	Yamon Figurs, WR, Baltimore	3rd	74
1970	Lynn Larson, T, Chicago Bears	4th	79
1955	Ron Marciniaik, G, Washington	7th	79
1999	Martin Gramatica, PK, Tampa Bay	3rd	80
1956	Ron Nery, T, New York Giants	7th	80
1937	Paul Fanning, T, Philadelphia	9th	81
1958	Ralph Pfeifer, B, Detroit	7th	82
2000	Damion McIntosh, OL, San Diego	3rd	83
1950	Rollin Prather, E, Chicago Bears	7th	87
2001	Shad Meier, TE, Tennessee	3rd	90
1958	John Keelan, T, Chicago Cardinals	9th	97
1941	Bernie Weiner, T, Brooklyn	11th	98
1945	Earl Haury, T, Brooklyn	9th	100

A

Abana, Chidubamu 2007, 2009	DE
Abramowitz, Alan 1984	DT
Acker, Delton W. 1971-72	T
Acker, John L. 1968-69-70	DE
Adams, Carlos 1982-83	LB
Adams, Corey 2007-08-09-10	TB
Adams, Troy 1985	DE
Addeo, Anthony G. 1954-55-56	HB
Agnew, Merrill 1912-13-14	QB/HB
Akin, Delmar 1896	
Albacker, Carl 1952	QB
Alesana, Alesana 2007-08	OL
Alexander, David L. 1965-66	NG
Alexander, Donald R. 1969-70-71	G
Alexander, Elijah, 1988-89-90-91	DE
Alexander, H.E. 1915	QB
Alexander, Heath 2008	LB
Allen, David 1997-98-99-2000	RB
Allen, Dennis 1982-83	CB
Allen, Martin W. 1966-67	E
Allen, Richard D. 1955	HB
Allison, Jeff 1988	LB
Alphin, Gerald 1983-84-85	E
Alstatt, Brett 2005-07-08	TE
Alsup, Carlos 2002, 2005-06	RB
Altobello, Steve 1999-2000	DE
Anders, Donnie 2003, 2005-06	RB
Anderson, Andre 1994, 96	WR
Anderson, C. 1900	
Anderson, Don 1987	OL
Anderson, Gary 1979-80	S
Anderson, John L. 1966	E
Anderson, Joseph M. 1924-27	QB
Anderson, Kenneth 1984	FS
Anderson, Larry R. 1964-65	HB
Anderson, Marvin 1952	T
Anderson, W.M. 1897	
Anding, Larry C. 1970-71	T
Andrews, John 1974-75-76	DB
Archer, Brandon 2003-04-05-06	LB
Argo, Matt 1991	P
Armstrong, Richard 1934	QB
Arreguin, Max M. 1968-69-70	QB/K
Art, Oren 1943	
Ashbrook, W.H. 1897	
Ast, David 1983-84-85	CB
Atkins, Dana Mac 1944-47-48-49	QB
Atterberry, DeDe 1979	LB
Aubuchon, Martin W. 1963-65	FB
Aufner, Clyde 2008-09-10-11	OL
Auker, Elden L. 1929-30-31	HB
Austin, Lon D. 1966-67-68	LB
Austin, Mark 1987-88	WR
Avery, H.P. 1896-98	
Avine, A.A. 1920-22-23	HB/P
Aye, J.M. 1917C	
Ayers, Leo 1934-35-36	QB/P

B

Bachamp, Cole 2010-11	WR
Bagshaw, Craig 1989	
Bailey, Arthur 1974	QB
Bailey, Eric R. 1982-83-84	TE
Bailey, Gregory F. 1970	LB
Baird, C.O. 1898	
Baird, H.E. 1915	FB
Balderston, Robert E. 1951-53	G
Balducci, Richard K. 1965-66-67	E
Baldwin, Bryan 2004-05-06-07	DB
Balkcom, Brandon 2006-07-08	DT
Ballard, Charles R. 1962-65	
Ballard, J.W. 1923-24-25	T
Bamberger, Chris 2007-08	LB
Bandy, Alva 1945	HB
Banks, Brandon 2008-09	WR
Banks, Oree V. 1958	E
Barber, Adrian 1983	DB
Barger, Phillip G. 1961	QB
Barlow, Ronald L. 1963-64	FB
Barnes, Benjamin F. 1914	
Barnes, J. Bert 1914-15-16	HB
Barnes, Thomas K. 1966	HB
Barnett, R.J. 1898	
Barnett, Thomas 1998-99-2000-02	T
Barnhart, Frank 1939-40-41	
Barr, Kenneth 1950-51-52	E
Barre, H.J. 1928	C
Barrera, Manuel T. 1968-69	DE
Barry, Ron 2004	DT

Barta, Brooks 1989-90-91-92	LB
Bartley, Derrill 1946	HB
Bascom, George S. 1945	
Bassett, Eugene L. 1959	G/FB
Bastian, Bob 1977	QB
Batdorf, Harold G. 1973	DT
Bates, Harry P. 1907-08-09-10	QB
Bates, L. 1909	
Bates, Roman 1979-80	E
Batten, Clifford 1943	QB
Bauman, K.C. 1927-28-29	G
Bayer, Henry B. 1914-15-16	T
Baziel, Dewayne 1986-87	LB
Beach, Ira 1901	
Bean, Geo. F. 1901	
Beard, Adrian 1998-99	DB
Beasley, Jonathan 1996-97-99-2000	QB
Becker, Robert H. 1961-63-64	G
Bedore, Jordan 2005-06-07-08	OL
Beeler, Don 1934-36-37	G/HB
Beezley, Bill 1937-38-39	T
Beffa, Robert N. 1964-65	C
Beisel, Monty 1997-98-99-2000	DE
Bennett, Monte 1977-78-79-80	DT
Benoit, Eric 2008-09	OL
Bentley, Arthur 1910	T
Bentley, Hal 1981	E
Benton, Gerald 1991-92	WR
Benton, Kerry 1979-80	G
Berger, Zeno 1941	E
Berard, Josh 2009-10	LB
Bernard, Lawrence 1914	E
Bernebeck, Thane 1999-2000	DB
Berry, Jermaine 2003-04	DL
Berry, Joel H. 1949	
Berry, Robert J. 1942-46-47	G
Bertrand, Robert 1951	E
Bessert, Bob 1983-84-85-86	G
Best, Greg L. 1978-80-81-82	CB
Best, Keith A. 1969-70-71	LB
Beyrle, Steve J. 1969-70-71	C
Biggs, J. 1901	
Birdsey, Donald 1977-78-79-80	P
Bishop, Michael 1997-98	QB
Black, Darryl 1977-78-79-80	FL
Black, Keith 1997-98	DB
Blackbourne, Doug 1987-88	DT
Blackwell, Denby L. 1962-63-64	E
Blackwell, Reggie 1989-90-91-92	DE
Blades, Eric 1986-87	WR
Blaine, Dan 1931-32-33	E
Blake, Cool 1905-07	E
Blanchard, Joseph E. 1947-48-49	T
Blanke, Jack 1937-38	QB
Blaylock, Ronald D. 1959-60	QB
Bletscher, Rudolph 1955-56	G
Bliss, Charles D. 1949	
Bogina, August 1944-45	G
Bogue, Doug A. 1980-82-83	QB
Bogue, Gary 1975-76	DB
Bogue, J.A. 1917-18-19	
Bogue, Richard J. 1946-47-49-50	E
Bokenkroger, William 1928	E
Bolick, Mark P. 1965	HB
Bonds, Rondell 1988	DT
Boone, Joe 1989-90-91	LB
Borota, Milan J. 1965-66-67	DB
Borre, LeRoy B. 1963	G
Bortka, John 1941-42	
Boss, Matt 2005	OL
Boswell, Craig 2008	DB
Bowen, Ronald L. 1967-68	DE
Bowby, R. 1908	QB
Bowling, Chuck 1978-79	C
Bowman, David 1988	RB
Bowman, Phillip B. 1943	
Boyd, Javonta 2011	DL
Boyd, Richard 1989-90	FB
Boyd, Richard D. 1957-58	C
Boydston, Brent 2000	OL
Bradford, Emmett 1987-88	DB
Brame, DaVon 1999-2000	LB
Branch, Clarence 1947	E
Brandley, C.A. 1922	HB
Brandt, Joseph R. 1971-72	TE/P
Brandt, Robert G. 1973-74	G
Branson, Carl E. 1965	T
Branson, Richard L. 1962-63-64	T
Breen, Emmett 1931-32	HB
Brettschneider, Thomas 1959-60-62	OL

Bridges, William A. 1969	K
Briggs, Robert A. 1937-38	FB
Brinery, Earl B. 1914	T
Brion, C.W. 1925-26	G
Brite, Jared 2000-01-02-03	P/K
Brittain, Billy A. 1971-72-73	T
Brock, James 1937-38-39	HB
Brodman, Wayne E. 1970	LB
Brokenicky, Cole 2007	P
Brookover, Paul E. 1930	DL
Brooks, Barrett 1991-92-93-94	T
Brooks, David 1988	WR
Brouhard, Leo P. 1969-70-71	DT
Brown, Antonio J. (Toney) 1982	E
Brown, Arthur 2011	LB
Brown, Carl J. 1961-62-64	E
Brown, Clark 1986	RB
Brown, David J. 1971-72-73	DE
Brown, Ernest Lane 1950-51-52	QB
Brown, Gordon 1994-95	CB
Brown, H.L. 1921	HB
Brown, I.E. 1904-05-06-07	
Brown, Ira 1905-06-07	
Brown, John 1922	
Brown, Lamar 2007-08-09	WR
Brown, Lawrence 1967-68	FB
Brown, L.J. 1978-79-80	RB
Brown, Pete 1980-82	RB
Brown, Prizell 2009-10	DL
Brown, Ron 1994	WR
Brown, Terry D. 1971-72-73	DB
Brown, Tony 1976-77-78	FB
Brown, Travis 1999-2000-01-02	P/K
Brown, William E. 1922	
Bruhlin, Michael J. 1967-68	DB
Brumley, Keith 1972-73	K
Bryan, Harold L. 1946-47-48	FB
Bryan, Lewis J. 1921	HB/P
Bryant, Henry 2001-02	DE
Bryant, Theophilus 1973-74-75-76	NG
Buchan, D. 1909	
Buchanan, Tim 1978-79	RB
Buhl, Josh 2000-01-02-03	LB
Bulman, Andrew 2002, 2004	DT
Burch, Steve 2005	DE
Burkholder, Arthur L. 1911-12-13	G
Burks, Dralinn 2001-02	OL
Burnett, Everett 1997-98	WR
Burns, Oran 1934-36	WR
Burriss, Lynn E. 1949-50	HB
Burtin, Hartzell 1918-19-20-21	
Burton, Zac 2000	QB
Bush, Rick 1995	DT
Bush, Mike 1996	DE
Bushby, Tom B. 1931-32-33	B
Bussey, Malcom 1976-77	OL
Butcher, Archie W. 1923-24	RB
Butler, Jerametrious 1998-99-2000	CB
Butler, John 1990-91-92-93	DE
Butler, Matt 2002-03-04-05	LB
Butler, Ray 1977-78	TB
Butler, Troy 2009-10	DB
Butler, William E. 1969-70-71	HB
Byers, Henry 1914	
Byers, Tom 1990-91-92-93	FS

C

Cafferty, Danny M. 1971	DB
Cage, Marcellous 2005	RB
Cain, Osmond 1965-66-67	FB
Cair, John F. 1963-64-65	G
Calhoun, Donald C. 1971-72-73	FB
Calvin, Daniel 2008-09	DL
Campbell, Bryan 1993	T
Campbell, Donnie E. 1982-83-84	QB
Campbell, Ian 2005-06-07-08	DE
Campbell, Russ 1988-89-90-91	TE
Cantele, Anthony 2010-11	K
Canty, Chris 1994-95-96	CB
Carbone, Ronald E. 1959-60	G
Cardarelli, Augustus C. 1934-35	G
Carlson, John W. 1955-56-57	G
Carney, Chris 2006-07-08-09	DB
Carrier, Alax 2001-02	DE
Carrington, William C. 1954-55-56	E
Carter, Dyshod 1997-98-99-2000	CB
Carter, George 1951	P
Cartwright, Rock 2000-01	FB
Carson, Alton 1974-75	DT
Carver, James M. 1968-69-70	T

Case, Glenn I. 1937-38	OL
Casey, Brian 2002-03-04	TE
Cashman, Gerald 1951-52-53	HB
Castille, Dwayne 1984-85-86	LB
Castillo, Victor C. 1965-66	QB
Cataldo, Nunzio A. 1958	T
Cave, Russell 1905-06	FB
Cave, W.B. 1907	
Chambliss, Dave 1974-75-76	DT
Chambliss, Gordon A. 1972-73-74	DB
Chandler, Gary 2007-08	DB
Chandler, John A. 1980-82-83	K
Chandler, Vic 1974-75-76	DE
Channell, Glen L. 1949-50	E
Chapin, Christopher H. 1971	HB
Chapman, Allan 2011	DB
Chapman, Lamar 1996-97-98-99	DB
Charles, Marlon 1996-97-98	RB
Chase, L.E. 1901	
Chaves, Leslie S. 1973	DB
Cheatham, Ray 2006-07-08	DB
Chery, John 1975-76-77	OL
Cherry, Josh 2007-08-09-10	K
Cheves, David 1974	K
Childs, Eric 2006-07-08-09	DE
Childs, Henry 1971-72-73	TE
Childs, Jarell 2009-10-11	LB
Christensen, John L. 1963-64	HB
Christenson, Dennis 1976	LB
Christian, Robert V. 1906-07-08-10	HB
Christiansen, Galen 1947-49	LE
Christlieb, Craig 1985-86	DB
Christopoulos, Thomas 1947	HB
Churchill, Ralph 1933-34-35	E
Claassen, Warren 1990-91-92-93	K
Clabaugh, Oscar 1950-51	C
Clair, Ronald K. 1952-53	FB
Clarrington, Charles 1970-72-73	NG
Clark, Blaine 2003-04	DB
Clark, Brandon 1998-2000-01	WR
Clark, John Allen 1916-17	
Clark, Lorne 2004	TE
Clark, S.P. 1907	
Clark, Steve 1978-79-80	DT
Clarke, C.H. 1901	
Clarke, John A. 1916-17	QB
Clary, Jeromey 2002-03-04-05	OL
Clary, William J. 1944	FB
Clawson, Kyle W. 1982-83-84	DT
Clay, Keith 1979	CB
Claybon, Chris 1998-99-2000	RB
Clayton, Eric 1990, 1991, 1993	G
Clayton, Thomas 2004-05-06	CB
Cleland, R.E. 1919-20-21	R
Clelland, G. Lynn 1913	RB
Clements, Joe Bob 1995-96-97-98	DE
Clements, Verne 1922	FB
Clerihan, Patrick J. 1973-74	T
Cleveland, Howard W. 1935-36-37	QB
Clifford, Kerry F. 1955-56	C
Cliggett, Don 1984-85	SS
Cline, Steve 2005-06-07	DT
Clowers, Richard 1944	HB
Cobb, Chris 1988-89-90	QB/P
Coble, Robert J. 1966-67-68	K
Cochrane, Owen L. 1924-25-26	QB
Cochran, Benny K. 1960-61-62	FB
Coffman, Carson 2007-08-09-10	QB
Coffman, Paul 1975-76-77	TE
Cokeley, Will H. 1980-82	LB
Cole, (Bud) Roy Everett 1948-49	FB
Cole, Tim 1979-80	LB
Coleman, Andre 1990-91-92-93	WR
Coleman, Ernie 1980-81	E
Coleman, Toney 2005	WR
Colley, A.R. 1904	
Collins, 1899	
Collins, Charles 1968-69	WR
Collins, Richard V. 1943	CB
Collins, Scott 1994-95	K
Colquitt, Joe H. 1969-70-71	LB
Colston, Tim 1992-93-94-95	DT
Compton, Steve 1986	DB
Condit, Gerald L. 1962-63-64	HB
Condit, Lawrence E. 1962-63-64	HB
Conley, David 1995-96-98	LB
Conley, John F. 1946-47-48	C
Converse, Verne 1946-47-48	T
Conwell, Herman H. 1906	
Conwell, Kenneth 1935	HB

Cook, Jerry L. 1963-64-65.....	E
Cook, William F. 1941.....	
Cooley, A. Ralph 1904-05-10.....	G
Cooper, James K. 1961-63.....	E
Cooper, Jarrod 1997-98-99-2000.....	SS
Cooper, John 2003.....	WR
Cooper, Thomas A. 1961.....	QB
Coppenbarger, Ronnie 1970-71-72.....	DB
Copping, Farley D. 1898.....	
Corbin, Richard W. 1955-56-57.....	QB
Cordelli, Anthony M. (Tito) 1954-56.....	T
Corrigan, Lawrence T. 1961-62-63.....	QB
Corrigan, Richard E. 1959-60-61.....	T
Cottle, Charles F. 1963-64-65.....	FB
Cotton, Brent 1985-86-87.....	TE
Couch, James 1974-76.....	FB
Cowan, Dale 1943-44-45-46.....	T
Cowan, Jered 2003.....	DL
Cowell, E.R. 1919-20.....	QB/HB
Cowell, Warren C. 1919-20-21.....	FB
Cowings, Todd 1986-87.....	WR
Cox, Clayton 2007.....	DE
Cox, Kerwin 1975-76.....	WR
Cox, Michael 1980-81-82.....	TE
Coxen, Harry H. 1912-14.....	C
Crandell, Paul H. 1953.....	E
Crawford, Charles G. 1981-82-83-85.....	FB
Crawford, John 1988-89.....	DL
Crawley, John C. 1936-37.....	QB
Creed, Lloyd Michael 1969-70-71.....	WR
Crenshaw, Willis C. 1960-62-63.....	FB
Creswell, David M. 1971.....	T
Crevison, Elmer G. 1949-50-52.....	FB
Crews, Gabe 2007-08.....	DT
Crews, Tyrone 1976-77-78-79.....	LB
Crim, George 1946.....	
Crist, Gwinn 1943.....	
Cromleigh, James 1976-77.....	OL
Cronkite, Henry O. 1929-30-31.....	E/DL
Crosby, William E. 1973.....	DT
Croyle, George S. 1907-08-09-10.....	HB
Crumbacker, Don 1937-38-39.....	E
Cuba, Jayson 2008.....	TE
Cullars, Willie 1972-73.....	DE
Culver, Chuck 1991-92.....	DB/RB
Cummins, Randall 1998-99-2000.....	C
Cunningham, J.C. 1901-04.....	
Cunningham, James 1972.....	HB
Cunningham, Sol Whitney 1904-07.....	QB
Curry, Brian 1985.....	G
Curry, Robert 1947.....	QB
Cusic, W.D. 1912-13.....	OL

D

Dabney, Sean 1990-91, 1993.....	DT
Dageforde, Greg L. 1982-83.....	TB
Dahnke, Robert E. 1952-53-54.....	QB
Dalton, Lloyd H. 1931-32.....	E
Damiani, Richard 1951.....	G
Damon, David 1995.....	LB
Danieley, Edward L. 1963-64-65.....	QB/FB
Daniels, Robert M. 1981-82-83-84.....	LB
Daniels, William 1928-29-30.....	E
Dansel, Jonathan 2003.....	LB
Darland, Kirk 1974-75-76.....	WR
Darnell, Lawrence A. 1933.....	
Darter, Don A. 1959.....	T
Davenport, Clinton 1977.....	OL
Davenport, Ramon 1989.....	DE
Davidson, Jamie 1975-77-78.....	DT
Davis, Adam 2011.....	DE
Davis, Arrison 2011.....	WR
Davis, Cornelius G. 1966-67-68.....	FB
Davis, Daniel 2002.....	RB
Davis, Shirley 1937-38.....	DL
Davis, Surrell 2004-05.....	DB
Dawson, LeRoy M. 1946-47.....	G
Dayhoff, Harold J. 1924-25-27.....	HB/DL
Dean, Jimmy 1995-96.....	WR
Dean, Kent 1984-85-86-87.....	TE
DeArmond, Will 1899-1900.....	
DeBitetto, George L. 1954-55.....	G
DeBord, Joe W. 1938-39.....	T
DeLaHunt, Tom 1975-76.....	T
Delarue, Frank 2008, 2010.....	RB
Demby, Reggie 1985.....	RB
Denmark, Demetric 1996-97.....	CB
Dennis, Davin 2002-03-04-05.....	WR
Dern, H.L. 1899.....	
Dettmer, Arlan W. 1956.....	HB

Devore, Chris 2001.....	WR
Dial, EV. 1896.....	
Dickerson, Ronald L. 1968-69-70.....	HB
Dickerson, W.E. 1971.....	
Dickey, Clifford Lynn 1968-69-70.....	QB
Dickey, Darrell Ray 1979-80-81-82.....	QB
Diehl, Ross 2006-07.....	LB
Diles, Zach 2005-06.....	LB
Dillon, Tom 1987-88.....	TB
Dimel, Dana 1985-86.....	T
Dimmitt, H.A. 1928.....	E
Dirk, Duane 1976-77-79.....	DT
Divilbiss, Dan 2000.....	C
Dodrill, J.M. 1915-16.....	T
Doerr, Ryan 2009-10-11.....	P
Dold, Logan 2008-09-10-11.....	RB/DB
Doll, Raymond 1931-33.....	B
Donaldson, Amos R. 1978-79-80-82.....	G
Doolen, Arthur H. 1922-24.....	RB
Dorsey, Floyd 1974-75-76-77.....	OL
Dotson, Lin 1996.....	WR
Doty, Jon 2002-03-04.....	T
Douglas, James M. 1925-26-27.....	FB
Douglass, Robert 1936.....	FB
Dowell, Russell T. 1960-61-62.....	G
Downing, Laton 2011.....	DE
Draper, Brent 2008.....	TE
Draper, Terry M. 1968-69-70.....	WR
Dresser, Henry D. 1913.....	QB
Drew, John A. 1961.....	E
Drinkgern, Kaleb 2008, 2011.....	OL
Drouillard, Jeff 1986.....	G
Drown, James 1944.....	G
Dubois, Norman P. 1969-70-71.....	DE
Duckers, John W. 1969-70.....	WR
Dudley, Bernard C. 1951-52-53-54.....	HB
Dukelow, James D. 1968-69-70.....	LB
Dulan, Antoine 1988-89.....	RB
Duncan, James M. 1966-67.....	HB
Duncan, Lawrence 1940-41-42.....	T
Duncan, Roosevelt 1976-77-78-79.....	FB
Dunlap, C.E. 1926.....	E
Dunn, Marc 2001-02.....	QB
Dunnigan, James 2001-02.....	CB
Durant, Edwin Irwin 1899.....	HB
Dusenbury, Douglas K. 1962-63-64.....	HB
Duwe, Kent 1939-40-41.....	FB
Dvorak, Rocky 1985-86.....	T

E

Eagle, Ray 1994-95.....	DT
Easternwood, Robert 1986-87-88.....	DB
Eaton, Stephan L. 1971-72.....	DT
Ebert, Thomas E. 1951-54.....	E
Eby, Andy 1999-2000-01.....	G
Echols, Quintin 2003-04-05-06.....	DT
Eckardt, Kenneth A. 1966-67-68.....	NG
Edmonds, Scott 2003-04-05.....	DE
Edwards, Albert R. 1925-26-27.....	E
Edwards, E.J. 1909.....	HB
Edwards, Jim B. 1934-35.....	FB
Edwards, L.T. 1974-75.....	TB
Edwards, Leon 1992-93-94.....	RB
Edwards, Lewis Sidney 1899.....	
Ehret, Delbert 1948.....	
Ehrlick, Al 1926.....	E
Ehrsam, A.W. 1897.....	
Eisenhauer, Terry 1983.....	SS
Ekeler, Mike 1991-92-93-94.....	LB
Elder, Darrell K. 1960-61-62.....	E
Elder, Maurice L. 1934-35-36.....	FB
Elder, Todd 1984-85-86.....	WR
Elliott, George R. 1909-10.....	E
Elliott, Earl 1944.....	HB
Elliott, Larry A. 1954.....	QB
Ellis, Donald J. 1961.....	G
Ellis, Harlan 1943.....	G
Ellis, Ray 1936-37.....	E
Engelland, William 1941-42.....	C
Enin-Okt, James 1987-88-89-90.....	LB
Enlow, Charles R. 1916-17-19.....	T
Enns, Karl C. 1925-26-27.....	QB
Enns, Nicholas 1913-14.....	FB
Epps, Frederick Wm. 1898.....	
Epps, Jack 1983-84-85.....	SS
Erickson, Oscar Jr. 1941-46.....	
Erickson, William 1942.....	C
Erker, Andrew 2006-07-08.....	DB
Errington, C. Hugh 1928-29.....	G/DL
Estes, Lloyd D. 1949.....	PR/K

Estes, Ross O. 1945-48-49-50.....	HB
Etewini, Malo 1978.....	G
Eubanks, Willone E. 1972-73.....	LB
Evans, Derrick 2002.....	WR
Evans, H. 1904.....	
Evans, Jay Dale 1958-59-60.....	HB
Evans, Jerome 1996-97.....	DT
Evans, Justin 2005.....	QB
Evans, T. Marion 1927-28-29.....	QB
Evans, Randall 2011.....	DB
Evans, Robert 1977-78.....	CB
Everley, Eric 1999-2000-02.....	DT
Evridge, Allan 2005.....	QB

F

Faerber, Tom 1978-79.....	LB
Faggins, DeMarcus 2000-01.....	CB
Fagler, Paul 1937-38.....	
Fair, Eugene 1939-40.....	QB
Fairbank, Paul E. 1930-31.....	E
Fairman, Charles 1938-40.....	G
Fairman, H. 1917.....	FB
Falk, Max C. 1958-59.....	HB
Fanning, Paul K. 1934-35-36.....	DL
Fanshier, Robert 1942-46-47.....	OL
Faraimo, Iosefatu 1981-82.....	TB
Farinella, Charles 1952.....	T
Fatafeh, Mario 1999-2000.....	DT
Faubion, Hiram Henry 1949-50-51.....	HB
Faubion, J. William 1943-44.....	HB
Faubus, C.L. 1970.....	C
Faulkner, Chad 1986-87-88-89.....	G
Fauce, Troy 1985-86.....	P
Faustin, Vlad 2006-07-08.....	DT
Feather, Elwin E. 1924-25-26.....	FB
Felder, Antonio 2008-09-10.....	LB
Feldman, Joe 1988.....	K
Felps, Clemens I. 1911-12.....	C
Ferguson, Rick B. 1970-72.....	WR
Ferguson, Clayton Jr. 1971-72.....	DT
Ferguson, Thomas 2009-10-11.....	DB
Figurs, Yamon 2004-05-06.....	WR
File, Lee 2003.....	DE
Finan, T.J. 2005.....	LS
Finrock, John R. 1960.....	HB
Finley, John L. 1948.....	
Finney, BJ 2011.....	OL
Fiser, Doug 1984.....	DB
Fiser, Lud 1929-30.....	HB
Fisher, Parrish 2005.....	RB
Fisher, William 1977-78.....	SS
Fitzgerald, Jeffrey 2009.....	DE
Fitzgerald, L.D. 1954.....	E
Fleck, Theodore 1925-26-27.....	E
Fleming, Jack K. 1935-36.....	HB
Fleming, Shawn 1988-89.....	G
Flenhorpe, Don 1933-34-35.....	DL
Fogle, DeShawn 1993-94-95-96.....	LB
Foketi, Manase 2010.....	OL
Footte, Mitch 1980.....	LB
Forbes, Blair C. 1933.....	G
Forst, Dart 1994.....	
Fowler, George G. 1981-84-85.....	DT
Fox, Phil 1896.....	
Frankenhoff, C.A. 1917.....	T
Franks, 1899.....	
Franz, John E. 1922.....	T
Frazee, Dennis 1974-75-76.....	LB
Freeland, James R. 1933-34.....	E
Freeman, A.H. 1927-28-29.....	DL
Freeman, Gary L. 1972-73-74.....	T
Freeman, Josh 2006-07-08.....	QB
Freeze, Colten 2008-09-10-11.....	OL
French, John R. 1958-59.....	E
Frick, Forris 1944.....	E
Friedrich, Alan 1987-88-89.....	TE
Frieson, Michael 2006.....	OL
Frigon, Blake 1995-96.....	C
Fulhage, D.J. 2008-09.....	P
Fulhage, Scott A. 1981-82-83-84.....	P
Fulmer, Brad 1985.....	DT
Furey, James A. 1953-54-55.....	C

G

Gale, J. Darren 1980-81-82.....	SS
Gallagher, Cliff 1918-19.....	HB
Gallagher, William J. 1958-59-61.....	FB
Gallon, Eric 1989-91-92.....	RB
Gangwish, Matt 1996-97.....	FB
Gantz, Gabe 2008.....	TE

Garber, Matt 1990-91-92.....	QB
Garner, Laird 1990-91.....	WR
Garcia, James 1995-96-97-98.....	P
Garrett, David 2009-10-11.....	DB
Garst, Kyle 1992.....	LB
Garver, Matt 1986-87.....	T
Garvin, Byron 2004-05-06-07.....	DB
Gaskins, Greg 2005-06-07.....	LB
Gaskins, Percell 1993-94-95.....	LB
Gatz, Ike F. 1917-18-19-20.....	T
Gehlbach, Walter R. 1948-49-50.....	T
Gentry, Austin P. 1951-52-53.....	G
George, Chester A. 1958.....	G
George, Tearnus 2004-05.....	DE
Gerla, Rick 2002.....	P
Gibson, Oscar J. 1968-69-70.....	LB
Gill, Howard Eugene 1948-50.....	HB
Gilles, Fred N. 1899-1900.....	
Gingery, Howard L. 1916-19.....	
Gingery, J.B. 1907-08-09.....	T
Ginther, Jim 1978-79.....	K
Givens, Hoyt 1950.....	HB
Glatz, Gary F. 1970-71-72.....	DT
Glaze, Raymond C. 1955-56-57.....	FB
Gleue, David 1990-91.....	T
Godfrey, Gary L. 1968.....	LB
Godinet, Randall 1985.....	E
Goerger, John M. 1970-71-72.....	WR
Goerke, D.A. 1920.....	FB
Goff, John H. 1948-49-50.....	G
Goforth, John 1944.....	E
Goldner, Dan 1986-87.....	DT
Gonzalez, Daniel 2006-07.....	WR
Gonzalez, Tony 1990-91.....	LB
Goode, Rob 1985-86-87-88.....	NG
Gooden, Eric 1998.....	RB
Goodnow, Mike 1999.....	K
Goodpasture, Donald T. 1959-61-62.....	OL
Goosby, Brian 1995-96-97-98.....	FB
Gordon, Joe 1993-94-95-96.....	CB
Gordon, Ira C. 1968-69.....	T
Gosch, Neil 1999-2000-01.....	LS
Gosch, Kenneth K. 1951-52-53.....	C
Gowing, Tommy L. 1955.....	
Goyno, Richard M. 1965-66-67.....	NG
Gragg, Dennis L. 1973-74.....	LB
Graham, Ralph M. 1931-32-33.....	FB
Gramatica, Martin 1994-95-97-98.....	K
Graves, Roy R. 1906.....	
Gray, Rickey E. 1973-74-75.....	DT
Gray, Ty 1988.....	FB
Grechus, James W. 1963-64-65.....	HB
Green, Charlie 1976-77-78.....	WR
Green, Mack 1977-78.....	TB
Green, Mont 1904.....	
Green, Rogerick 1988-89-90-91.....	CB
Greene, Kelly 1991-92-93-94.....	T
Greenwood, Ross 1993-94-95-96.....	G
Gregory, Grant 2009.....	QB
Greve, William B. 1965-66-67.....	DE
Griffing, O. Dean 1933-34.....	DT
Griffith, Ekwensi 1989-90-91-92.....	C
Griffith, Tony 2005.....	DB
Grimes, James Theodore 1945-47.....	WR
Grogan, Steven J. 1972-73-74.....	QB
Grosdidier, Jarrett 1994-95-96-97.....	TE
Grosse, Ben E. 1956-57-58.....	HB
Grush, Doug 1990-91.....	T
Guice, Gracen 1975.....	SS
Guidry, Raphael 2008-09-10-11.....	DL
Gump, Robert H. 1930.....	
Gwinn, Francis 1942.....	RB

H

Hagg, Chris 1975-76.....	T
Haas, Harvey W. 1944-45.....	E
Habiger, Frank J. 1898.....	
Hackl, Frank 1913.....	
Hackney, Elmer 1937-38-39.....	FB
Hackney, Gerald E. 1948-49.....	FB
Hackney, Troy 1996-97-98.....	WR
Hafferty, John J. 2004-05-06.....	OL
Hafferty, John 1976-77-78.....	C
Hageman, 1901.....	
Hagman, E.A. 1905-06.....	G
Hahn, Isaac 1911.....	
Hahn, Ray 1918-20-21-22.....	G
Hall, Joe 1999-2001.....	RB
Hall, Olu 2008.....	LB
Hall, Pat 1983-84-85.....	FS

Halliburton, Willie 1986-87	DB
Hamel, David 2003	P
Hamler, R.E. 1926-27	C
Hamlin, Howard E. 1942-45	C
Hamlin, Kenneth 1939-40	
Hamm, Lucas 2010	FB
Hammond, A.L. 1909-10	G
Hammond, Lee 1926-27	HB
Hancock, John 1939-41	C
Handy, Caleb 2005-06	OL
Hanks, Steve 1993-94-95	SS
Hanley, Brien 1997-98	G
Hanley, Jay 2011	FB
Hannah, Paul 1938-39	C
Hanney, Paul W. 1967-68-69	LB
Hanson, Homer P. 1931-32-33	G
Hanson, Tim 1986-87	OB
Hanson, Zach 2009-10-11	OL
Harbert, Darrell 1991-92-93-94	DT
Hardin, Russell 1944-45	G
Harding, Andrew L. 1981-83-84-85	G
Hardwick, Conrad E. 1960-61-62	G
Hardy, Eric 1994	P
Haresnape, David 1990	G
Harms, Hustin 2004	LB
Harold, Brandon 2008, 2010	DE
Harper, Chris 2010-11	WR
Harper, Erick 1986-87-88-89	DB
Harris, Richard 1945	FB
Harrison, John 1935-36	DL
Harrison, Russell 1968-69-70	TB
Harrison, Stephen 2009-10	DB
Harsh, Glen 1930-31	
Harshberger, Gary 1985-86	TE
Harter, Bernard C. 1922-23-24	QB
Harter, Kenneth W. 1932-33	DB
Hartman, Tysyn 2008-09-10-11	C
Hartshorn, Larry L. 1951-52-53-54	T
Hartwig, Charles 1911	FB
Hartwig, Fred 1913-14-15	FB
Harvey, Max 1944	QB
Harvey, Robert 1943	G
Harwood, Nathan D. 1915-16-17	HB
Haskard, Richard E. 1925	RB
Hasler, Harry 1930-31-32	
Hatcher, Joe 1975	QB
Hau, Harold L. 1960	HB
Haury, Earl 1943-44	T
Hausman, Casey 2005	WR
Havick, Jake 1997-98	DB
Havley, Chester 1924	HB
Hawthorne, Henry E. 1969-70	WR
Hayes, Edward M. 1937	DL
Hayes, Jerry L. 1955-56	HB
Haymaker, H.H. 1913-14	QB
Haynes, 1912	
Hays, Barney A. 1934-35-36	E
Haywood, R. 1909	FB
Heath, Clarence "Huck" 1941-2/46-7	T
Heath, Richard M. 1969-70-71	G
Heaton, Carl 1937	G
Hedberg, Axel 1974	T
Hedges, Donald E. 1954	E
Heinrichs, M.A. 1906-08-09	C
Heinz, Gary J. 1960-61-62	QB/HB
Heit, Marcus 2011	LS
Heim, Adam 1998-99	QB
Hemmerling, Dwight F. 1968	T
Hemphill, Matt 1991-92-93-94	LS
Hemphill, William 1935-36	E
Henderson, Shelby 1974-75	G
Hennesy, Matt 1989	LB
Henricks, Jordan 2006	DB
Henrikson, Wendell 1976-77	QB
Henry, Maurice 1986-87-88-89	DE
Herd, Tyreese 1986-87-88-89	DB
Hernandez, David C. 1971-73-74	T
Hernandez, Frank 1988-89-90-91	WR
Herdon, Courtney 2006-07-08-09	DB
Herrick, Eric 1989	G
Herron, Mack W. 1968-69	RB
Hertzog, Brian 2008-09-10-11	LB
Hess, Chris 1995-96-97	LS
Heter, Richard 1979	DT
Heun, Scott 1994-95	T
Hickman, Bryan 2001-02-03	LB
Hickson, Eric 1994-95-97-98	RB
Hilburn, Adrian 2009-10	WR
Hilgendorf, Harold Lyster 1945	HB
Hill, Rusty 1981	QB
Hill, T.N. 1896-97	
Hill, Thomas 2001-02-03	TE
Hilliard, Don 1990	RB
Hilliard, Robert G. 1953-54	G
Hinds, George W. 1917-18-19	
Hitch, Ken 1977-78-79	T
Hite, Don 1946	
Hixson, R.W. 1918-19	HB
Hlasney, Todd 1994-95	WR
Hmielewski, Jim 1991-92-93-94	T
Hocutt, Kirby 1991-92-93-94	LB
Hoffman, Cory 2001-02	DE
Hoffman, Russell 1896	
Hoffman, Russell A. 1924-26	HB
Hoheisel, Nick 1999-2000-01-02	FB
Hokanson, Dean T. 1966	G
Holakeitua, Peni 2003	OL
Holland, Rolla B. 1934-35-36	G
Hollinger, Robert Deane 1945	HB
Hollis, Kevin 2006	DB
Holloman, Cliff 1999	DT
Holman, William M. 1971-72-73	DE
Holmbeck, John M. 1971	FB
Holmes, Jacob C. 1910-11	T
Holsinger, Joe F. 1925-26-27	HB
Hood, Richard 1945	C
Hooper, Frank G. 1950	RB
Hopkins, Larry P. 1971-72	G
Hoppas, Dean 1945	RB
Hopper, George 1911	
Hoppock, Douglas G. 1978-79-80-82	T
Horchem, Brad 1976-77-78-79	FS
Horchem, Travis 2003	DB
Houchin, Rob 1976-77-78-79	DT
Houchin, Thomas 2001-02-03	DE
Houlik, John 2006-07-08-09	LB
Householder, Dee J. 1926-27	T
Howard, 1899	
Howard, Darren 1996-97-98-99	DE
Howard, Duane 1976	QB
Howard, Henry S. 1964-65-66	TB
Howenstine, L.L. 1911	FB
Hrab, Adolph R. 1929-30-31	G
Hrebec, Alex 2008-09-10-11	LB
Hubbell, Rob 1989	NT
Hubert, John 2010-11	RB
Hudson, Paul 1970	
Huff, Edward 1939-40-41	G
Huffman, Ralph 1938-39	T
Huggins, Guy 1985	T
Hughes, Curtis 1983-84-85	DT
Hughes, Dan 1986-87	WR
Hughes, Glen 1979-80	FB
Hull, William Adam 1948	E
Hull, William T. 1961-62	T
Humbarger, Mark D. 1981	TE
Humphrey, Kevin 1985-86	DT
Hundley, Barton N. 1981-82-84-85	FS
Hundley, Mark W. 1980-81-82-83	FB
Hunter, Earl S. 1941	
Hunter, O.W. 1907-08	QB
Huntley, Kevin 2003-04	DE
Hurd, Jeffery 1983-84-85-86	DT
Hurd, Oliver 1986	DB
Husted, A. 1918	FB
Husted, H. 1916	
Huston, G.D. 1918-19-20, 1926	G
Hutchins, Alfred 1985	LB
Hutto, C.E. 1919	G
Hutton, Ronald V. 1922-23-24	OL/DL

I	
Irvin, Blair 2008	DB
Irvin, Braden 2004	DB
Isernhagen, Glenn A. 1961	E
Ives, Robert 1946	
J	
Jackson, Brian 1996	WR
Jackson, Ed 1896-97	
Jackson, Issac W. 1971-72-73	HB
Jackson, Jim 1980	K
Jackson, Pat 1989-90	RB
Jackson, Rob 2006-07	DE
Jackson, Tim 1985	CB
Jacobs, Matt 1985	P
Jacobs, Wesley A. 1972	LB
Jacox, Kendyl 1994-95-96-97	C
James, Lemuel 1983-84	FB
Jeffery, Chester 1976-77-78	DT

Johndrow, Edward J. 1973	QB
Johnson, Chris 1997-98-99-2000	DE
Johnson, Clyde 1994-95-96	SS
Johnson, Damian 1981-82-83-84	T
Johnson, David 1936	
Johnson, D.L. 1978-79-81	DE
Johnson, Douglas 1982-83	LB
Johnson, James 2006-07	RB
Johnson, Jarad 2002	E
Johnson, Jason 1993-94-95-96	C
Johnson, Lauren Richard 1948-50	E
Johnson, Mike 2002-03-04	OL
Johnson, Otis 2006-07-08-09	DB
Johnson, Rod 1987	DL
Johnston, Kenneth K. 1948-49-50	FB
Jolley, Alvin 1918	
Jones, Al 1988-89-90-91	TE
Jones, Bret 2004	DB
Jones, Daniel C. 1956-57-58	FB
Jones, David R. 1966-67-68	WR
Jones, Gregory E. 1971-72-73	LB
Jones, Kevin S. 1971-72	TE
Jones, Larry C. 1959	
Jones, Lee 1941	B
Jones, Marion J. 1945	
Jones, Nate 1977	DB
Jones, Oliver 1975	NG
Jones, Sonny Ray 1988	TB
Jones, Victor 1946-47	QB
Jones, Willie Lee 1963-64-65	T
Jordan, Randy 2002	CB
Jordan, Tony 1984-85-86-87	TB
Julian, Robert E. 1949-50	G

K

Kall, Ben 2010	FB
Kane, Dennis F. 1949-52	G
Karetski, Alvin J. 1952-53-54	T
Kavanagh, Brian 1994-95-96	QB
Kazar, Jason 1998-99-2000	LB
Keady, Lloyd E. (Gene) 1956-57	HB
Kealana-Kamakea, Jesse 2002-03	OL
Keefer, Leland E. 1923-24	DL
Keelan, John E. 1955-56-57	T
Keeler, William 1952	C
Keeley, Bill J. 1982-83	LB
Keller, August 1951-52	C
Keller, Larry F. 1969-70	G
Kelly, Dederick 1993-94-95	FB
Kelly, Howard 1948	
Kelly, Jeff 1997-98	LB
Kemp, Lloyd Paul 1959	
Kendall, Zach 2008-09-10	OL
Kendrick, John 1984-85	TB
Kennedy, Jim 1980-81-82	C
Kennedy, William H. 1966-67-68	DE
Kenner, Rodney 2011	WR
Kerr, Bob 1981-82-83	LB
Kershner, Gary J. 1959	QB
Key, Clyde C. 1917	
Kibble, Ray 2010-11	DL
Kidd, Eddie 1996	WR
Kientz, Emile F. 1937-38	DL
Kier, Charles 1940-41	
Kilgore, Charles W. 1973-74-75	NG
Kilian, Jody 1989-90-91-92	DT
Killough, Robert 1942-43	QB
Kimball, Ronald D. 1972	HB
Kinard, Harold 1944	C
King, Derek 1995-96	FB
King, Jackie Joe 1961-62	E
King, Lawrence 1942-46-47	E
King, Manzy 1975-76-77	WR
King, Phillip A. 1963-64-65	T
King, Robert K. 1944-45	T
Kirk, Arthur 1938-39-40	FB
Kirk, Clarence B. 1904-05	HB/QB
Kirk, Donald P. 1982	K
Kirk, Henry 1934	
Kirk, Payton 2008-09-10-11	DE
Kirk, Robert W. 1934-35-36	FB
Klaassen, Matt 1978	
Klawitter, Warren D. 1963-64-65	T
Klebe, C.W. 2000	DT
Klocke, Andy 1999-2000-01-02	LB
Klein, Collin 2009-10-11	WR/QB
Klimek, Brandon 2010	K
Klimek, Ed 1936-37	G
Knoll, John 1950	C
Knowles, Brandon 1995-96-97-98	LS

Koch, Randy 1986-87-88	LB
Koehera, Richard L. 1964	T
Koenning, Victor E. 1978-79-80-82	DE
Kolb, Josh 1990-91-92	TE
Kolich, Michael J. 1968-69-70	DE
Koontz, Lyle 1948-49	RB
Kopsky, Mike A. 1979-80-81-82	FS
Kouneski, Alfred C. 1959-60-61	C
Kovar, Ray E. 1959-60	E
Koyl, Jeff S. 1981-83-84	T
Kozak, Mark 1975-76	DT
Kraft, Vernon A. 1966-67	DT
Kramer, Karl 1945-46	QB/P
Kramer, Lance 2001-02-03	FB
Krebs, Donald E. 1962-63	E
Krizan, Robert L. 1957	T
Krueger, Anthony F. 1935-36-37	G
Kruger, David 1987-89	K
Krull, Jon 1987-88-89-90	TE
Krull, Leslie E. 1957-58	QB
Krysl, Jerry 1924-25-26	T
Kuhn, Michael J. 1968-69-70	DE
Kuklenski, Dave 1976-77-78	NG

L

Lacy, Ronald F. 1961-62	C
Laddish, George P. 1955-56-57	E
Lafferty, Gary Lee 1959-60	T
Lafin, R.D. 1910	C
Lambert, Brad 1984-85-86-87	DB
Lambing, Ralph M. 1957-58-59	OL
Lamone, Brian 2000-01-02	TE
Lamur, Emmanuel 2009-10-11	DB
Lamur, Samuel 2010-11	QB
Lander, Jim E. 1935	QB
Landry, Ben 1978-79	DE
Lane, Phillip 1942-43	T
Langford, David J. 1964-65-66	T
Langvardt, Chris 1938-39-40	E
Lankas, Daniel J. 1965-66-67	LB
Lareau, Donald E. 1972-73-74	LB
Larson, Lyndon A. 1968-69	T
Larson, Paul 1943	
Larzarfero, R.G. 1908	HB
Lasswell, Tull 1922	G
Latimore, Marion L. 1970-71	G
Latiolais, Bobby 1994-95	TE
Lauridsen, Kent 1983-84	FS
Lauridsen, Scott 1981-82-83	FS
Laurie, David R. 1960	FB
Lavender, Louis 2003-04	DB
Lawrence, Bobby 1987-88	NG
Lawrence, Mike 1994-95-96-97	RB
Lawrence, Toby 1989-90-91-92	G
Lawson, Gerald W. 1967-68-69	FB
Lawson, Joe 2003-04	WR
Lazetich, Johnno 1999-2000	FB
Leber, Ben 1998-99-2000-01	LB
Leckey, Nick 2000-01-02-03	C
Lee, Terry E. 1958	FB
LeGault, Leonard A. 1954-55	FB
Lehman, Gale L. 1947	HB
Lembright, James A. 1973-74-75	DB
Lesco, Harmon A. 1946	
Letourneau, David J. 1982	
Lewis, Larry 2002	RB
Lewis, Rick R. 1980	LB
Lewis, Rick L. 1984-86-87	FB
Libel, Brice 1997-98-99-2000	WR
Liebe, John 1976-77-79-80	E
Lilja, Ryan 2002-03	OL
Limes, James 1952	E
Limes, Joe 1926	QB
Lindsey, Billy E. 1955	T
Lindsey, Fred R. 1904-05	E
Lindsey, Robert 1980	DE
Lininger, James H. 1950-51	E
Lintz, Edward 1952-53-54	E
Littlejohn, John B. 1959	FB
Litton, Travis 1997-98-99	LB
Liu, Penisini 2007-08	OL
Lloyd, Ricky 2001	WR
Lockett, Aaron 1998-99-2000-01	WR
Lockett, Kevin 1993-94-95-96	WR
Lockett, Tyler 2011	WR
Logsdon, Richard J. 1954	QB
Lojka, Brian 1992-93-94-95	TE
Long, Kenneth D. 1953-54	HB
Long, Robert A. 1968-69	WR
Loomis, Fred H. 1911-12-13	T

Loomis, Jared 2011.....	LB
Lorenz, Jack C. 1950-51.....	G
Lorenzen, Randall 1975-76-77.....	LB
Lott, Warren 2000.....	LB
Lovely, Kenneth 1976-77.....	RB
Lowe, Jeff 1986-87-88-89.....	LB
Lowe, Sean 2003-04-05.....	LB/TE
Lucas, Cornelius 2010-11.....	OL
Lummio, Al 1949-51.....	G
Lutui, Vai 2011.....	DL
Luzinski, James P. 1956-57-58.....	E
Lyon, George C. 1926-27-28.....	T

M	
MacDonald, Tim 1984-85-87.....	DT
Machen, James 1943.....	
Mack, Eric 1980-81-82-83.....	FL
Mack, James 1975.....	QB
Mack, Maurice 2003-04-05-06.....	LB
Mackey, Mark 1981.....	LB
Madden, Curtis 1988-89-90-91.....	FB/DE
Maddox, George 1932-33-34.....	TE
Madison, L.E. 1980-81-82-83.....	D
Madison, Tony 2004.....	WR
Magee, Travon 2002.....	TE
Magrath, L.A. 1918.....	LB
Majeski, Bob 1983.....	WR
Makalous, Clifford 1942.....	G
Makalou, Kenneth 1939-40.....	C
Mallon, Carl 1904-05-06.....	HB
Malone, Nigel 2011.....	DB
Manges, Harry L. 1945.....	
Mann, Victor 2002-03-04-05.....	FB
Manning, Rick 1981-82.....	RB
Manu, Moses 2006-07.....	DE
Manucci, Dan 1977-78.....	QB
Marble, A.L. 1912-13-14.....	T
Marciniak, Ronald J. 1951-52-53-54.....	T
Marcoline, John J. 1958-59.....	HB
Margrove, 1901.....	
Mariner, Tomasi 2011.....	OL
Marlowe, Chuck 1993-94-95.....	FS
Marn, Gregory A. 1966-67-68.....	LB
Marshall, T. 1920.....	
Marso, Derek 2003-04-05.....	DL
Martin, Don A. 1956-58.....	FB/G
Martin, Jeremy 1995-96-97-98.....	G
Martin, Matt 2000-01.....	T
Martin, Max F. 1963-64-65.....	
Martin, Roy 1907.....	
Martin, Tom 1943.....	
Martinez, Jesse 2004, 2006.....	P/WR
Marxen, E. 1910.....	HB
Massieon, Richard J. 1966.....	DT
Masters, C.J. 1989-90-91-92.....	SS
Masters, Claude 1897-98.....	DB
Masters, Richard D. 1960-61.....	HB
Mastrud, Jeron 2006-07-08-09.....	TE
Matan, William D. 1963-64-65.....	E
Mathias, Steve 2007.....	LB
Matney, Clayton 1936-37.....	HB
Matthews, Kendrick 2007.....	DB
Maughlin, 1910-11.....	G
Maupin, Theodore E. 1949-50-51.....	HB
May, Chad 1993-94.....	QB
Mayfield, Kenneth 2008-09-10.....	OL
Mayer, Robert C. 1950.....	HB
McBride, Derrick 1992.....	DB
McBurney, Ed C. 1927-28.....	G
McCain, Will 1987-88-89.....	T
McCardle, John 2005-06-07.....	DB
McCarthy, John C. 1971-72-73.....	TE
McClellan, Billy 2008-09.....	DB
McCloud, Jerry 2002.....	CB
McConnell, Vernon K. 1958-59.....	QB
McCoy, Nijjah 1999.....	DB
McCutchen, Elvis 1938-39.....	E
McDonald, Andre 2010-11.....	TE
McDonald, Darnell 1997-98.....	WR
McDonald, Harry E. 1968.....	LB
McDonald, Ronald T. 1960-61-62.....	HB
McEntyre, Kenny 1992-93.....	CB
McEwen, Matt 1993-94-95.....	DE
McFall, Zach 2010-11.....	WR
McFillen, Ralph W. 1961-62-63.....	HB
McGalliard, E.R. 1915.....	HB
McGee, H.L. 1924-25.....	G
McGhee, Davyon 2007.....	LB
McGill, James 2002-03.....	DB
McGraw, Jon 1998-99-2000-01.....	FS

McIntosh, Damion 1996-97-98-99.....	DT
McIntyre, David 1996-97-98.....	G
McLane, Timothy P. 1969-70-71.....	FB
McKinney, Justin 2005-06-07.....	DB
McKinnis, Chad 1988.....	TB
McKinnon, Stuart 1980-81.....	DE
McMillin, Ray J. 1929-30-31.....	DL
McMurray, Craig 1980-81.....	LB
McNeely, Melvin 1982.....	
McNeese, Rimmon 2006.....	DE
McNeil, Edgar 1942-46-47-48.....	T
McNorton, Kent 1979-80.....	LB
McShulski, John 1952.....	E
Mears, Rick 1988.....	T
Meek, Donald 1924-25-26.....	HB
Mehner, David Lee 1961-62.....	E
Meier, Dylan 2003-04, 2006.....	QB
Meier, Gene R. 1956-57-58.....	T
Meier, Shad 1997-98-99-2000.....	TE
Meissenger, W.H. 1928-29.....	HB
Melcher, Gary W. 1970-71-72.....	DB
Melody, William 1947.....	C
Menas, Thomas 1980-81-82.....	G
Mendenhall, George 1942.....	E
Mendez, Jaime 1990-91-92-93.....	FS
Menke, George G. 1896.....	E
Merrifield, Thomas 1974-75.....	QB
Merrill, Fred L. 1971-73.....	WR
Merriman, Harry 1942-46-47.....	HB
Mersch, Ron 1975-76.....	OL
Meschke, David G. 1966.....	RB
Meyer, Derek 2006.....	OL
Meyer, Earl H. 1951-52-53.....	T
Meyers, Alfred 1929.....	C
Meyers, Jeff 1979-80-81.....	FB
Michael, Lloyd 1930-31-32.....	C
Michenko, Dave 1981.....	G
Mickens, Charlie 1986.....	LB
Mildrextor, John L. 1923-24.....	QB/P
Miles, Donald W. 1957.....	G
Miller, 1899.....	
Miller, Billy 2001-02.....	OL
Miller, Jarvis 2001.....	OL
Miller, Jim 1977-78-79.....	G
Miller, J.J. 1977.....	CB
Miller, L. 1918.....	HB
Miller, Les 1983-84-85.....	DT
Miller, Marcus 1986-87-88-89.....	DB
Miller, Matt 1994-95.....	QB
Miller, Rick 1986.....	DB
Miller, Torell 2009, 2011.....	DB
Milo, Jarard 2011.....	DB
Milne, Jeremy 1999-2001.....	QB
Mimis, J. 1900.....	
Mintner, Joseph R. (Jr.) 1968.....	C
Mitts, Robert F. 1962-63-64.....	G
Molitor, Bill 1997.....	DE
Montgomery, James Michael 1968-70.....	FB
Montgomery, Joseph S. 1904-07.....	T
Montgomery, Justin 2001-02-03.....	DT
Moody, Joe Bill 1954.....	E
Moody, Todd 1983-84-85-86.....	TB
Mooney, Robert 1944.....	FB
Moore, Antwon 2006-07-08.....	LB
Moore, James M. 1967.....	G
Moore, Joshua 2006-08-09.....	DB
Moore, Mike 1990.....	SS
Moore, T.E. 1915.....	G
Moran, Alphonso 2005-06.....	DT
Moreira, Jermaine 2003-04-05-06.....	WR
Morgan, John C. 1965.....	G
Morgan, Lee T. 1932-33.....	B
Morgan, Quincy 1999-2000.....	WR
Morrill, Gary B. 1979-80-81-82.....	FS
Morris, Danny 2000-01-02-03.....	RB
Morris, James Robert 1980-82.....	SS
Morrison, Dennis C. 1971-72.....	QB
Mortimer, Jeff 2004-05-06.....	LS
Moses, Ian 1996-98-99.....	OL
Moten, Steve 1990-91-92.....	DT
Mudge, Ben 1898-1900.....	
Mueller, Ryan 2011.....	DE
Muhlheim, Wilson 1935-36-37.....	DL
Munn, Lyle 1922-23-24.....	E
Munsell, E. 1904.....	
Munzer, Don 1938-39-40.....	E
Murphy, D.D. 1921.....	C
Murphy, Deon 2007-08.....	WR
Murphy, Frank 1998-99.....	RB
Murphy, Jonathan 2002.....	K

Murray, Michael Joseph 1964-67.....	DB
Murray, Tim 1980-81.....	T
Muscolino, Sam 1947.....	G
N	
Nash, Kenneth H. 1960-61-62.....	G
Navarro, Ernie 1976-77-78.....	G
Nearhouse, John M. 1982-83.....	G
Neasman, Gerald 1997-98.....	DB/KR
Needham, Danny 1988-89-90.....	SS
Neely, Shelby M. 1927-31-32.....	E
Neill, Hobart 1942.....	OL
Nelms, Keith 1976-77.....	DE
Nelson, Joe 2002.....	RB
Nelson, Jordy 2005-06-07.....	WR
Nemachek, Zach 2011.....	TE
Nery, Ronald D. 1953-54-55.....	T
Nesmith, Kenneth L. 1954-55-56.....	HB
Neujahr, Quentin 1990-91-92-93.....	C
Nevius, Harold 1948.....	
Newell, Jack 1944.....	E
Newman, Terence 1999-2000-01-02.....	CB
Newton, Grady 1983-84-86-87.....	LB
Newton, Mark K. 1981-82-83-84.....	NG
Nichols, Ralph E. 1921-22-23.....	T
Nichols, Robert B. 1963-64-65.....	E
Nichols, William 1939-40.....	G
Nicholson, Rodney O. 1965.....	HB
Nickerson, Nelson 1981-82-83-84.....	CB
Nielson, H.T. 1897-1900-01.....	
Nieman, Elmer 1938-39.....	HB
Niemoller, Al 1939-40.....	T
Nigro, Alex 1928-29-30.....	HB
Noblitt, David D. 1958-60-61.....	G
Noblitt, Robert L. 1961.....	G
Noel, Phillip 1976-77.....	OL
Norby, Marvin 1944-45-46.....	G
Nordstrom, Kenneth 1936-37-38.....	C
Norman, Josef F. 1951.....	E
Norris, Charles L. 1956.....	HB
Northcutt, Jim 1981-82-83.....	C
Norton, Lawrence H. 1929-30.....	
Norwood, Rashaad 2005-06-07.....	TE
Nosseck, William L. 1966-67-68.....	QB
Novosel, John M. 1965.....	C
Noyce, Richard 1945-46.....	
Nutt, Grover P. 1946-47-48.....	C
Nutter, Douglas R. 1962-64-65.....	C
Nystrom, Amer B. 1905-06.....	HB

O	
O'Boyle, Thomas J. 1951-52-53.....	G
O'Brien, Daniel J. 1956-57.....	E
O'Connor, Jon J. 1949.....	QB
O'Hara, Larry Joe 1960.....	HB
O'Neil, Brian 1994-95-96.....	G
O'Neil, Paul 2002.....	RB
O'Neil, John C. 1970-71-72.....	DE
Ochs, Dirk 1992-93-94-95.....	DE
Ochs, Kenneth C. 1968.....	G
Ochs, Travis 1995-96-97-98.....	LB
Oehm, Jim 1985-86-87-88.....	DT
Oettmeier, Bert W. 1971-72-73.....	DT
Olander, Morgan 1979.....	G
Oldham, Arthur Loy 1943.....	
Oldham, Carvel C. 1950-51-52.....	FB
Oliver, G.W. 1915.....	HB
Oltmanns, Chris 1993-94-95.....	T
Orr, Mike 1989-90-91-92.....	T
Osborn, Patrick R. 1973-74-75.....	CB
Osborn, Michael 1975-76-77.....	DE
Osborne, Verlyn D. 1958-59.....	E
Ostlund, A.J. 1905-06-07-08.....	G
Otto, Jim 1978-79.....	WR
Otto, Louis 1943.....	
Overton, Steven P. 1965-67.....	LB
Owen, Sam 1977-78-79.....	CB
Owens, David H. 1968-69.....	G

P	
Pacchioli, Bob 1988.....	G
Pace, Taiton Eames 1948-49-50.....	G
Palmer, Robert 1946.....	
Pangburn, C. 1898-99.....	
Pangburn, E.S. 1900.....	
Parham, Don 1974.....	TE
Pankratz, Gary F. 1963-66.....	FB
Paris, Sheldon 1978-79.....	QB
Parker, Jared 2006-07-08.....	PK
Parks, F.T. 1909.....	

Partner, Dan 1933-34-35.....	G
Patee, Ervin A. 1945.....	
Patterson, Chris 1989-90-91-92.....	LB
Patterson, Chris 2007.....	LB
Patterson, Greg 1990-91-92.....	SS
Patton, Leon 2006-07.....	RB
Patton, Marcus 2002-03-04.....	DB
Patton, Pat V. 1965.....	T
Paulus, Timothy L. 1973.....	WR
Payne, David A. 1968-69-70.....	G
Payne, Donald A. 1968-69.....	DB/P
Payne, Ryan 1998-99.....	FB
Payton, Jay 1944.....	QB
Pearl, Ivan W. 1980-81-82-83.....	CB
Pearson, M. Bert 1926-27-28.....	C
Pearson, Matthew 2010-11.....	DB
Pearson, Robert 1992.....	FB
Pearson, Zerlindon 1925-26.....	T
Pease, Angelo 2011.....	RB
Peck, Leslie Dean 1951-52-53.....	G
Peddicord, George 1944.....	HB
Peluso, Ralph D. 1957-58-59.....	DT
Pemberton, Greg 1981-82-83.....	T
Pence, Edward L. 1951-52-53.....	E
Pence, Royce 1946-47.....	
Pennington, Carl 1973-74-75-76.....	LB
Penrod, Michael D. 1962-63-64.....	T
Peries, Gavin 1997-98.....	WR
Perry, James C. 1962-64-65.....	E
Perry, Marcus 2004-05-06-07.....	LB
Peters, Chester 1942.....	E
Peters, Richard 1939-40-41.....	E
Peters, Stu 1982-84.....	LB
Peterson, Gerald 1977.....	DB
Peterson, George P. "Bud" 1972-74.....	WR
Peterson, Richard 1942.....	WR
Petrie, Terry 2006-07.....	RB
Petrus, Anyd P. 1968-69.....	NG
Pfeifer, Ralph J. 1955-56-57.....	FL
Pickard, Phil 1978-79.....	FB
Pickett, Lee 1987-88.....	FB
Pierce, Ernie 2007-08.....	WR
Pierce, Robert 1945.....	
Pierce, Terry 2000-01-02.....	LB
Piersol, Paul Du Challu 1898-99.....	
Pierson, D.C. 1897.....	
Pierson, George 2008-09.....	P
Pierson, Michael W. 1981-82.....	FB
Pilcher, L.B. 1931.....	
Pitts, Staley 1936-37-38.....	G
Plank, Gregg 1984.....	G
Platt, W.E. "Tad" 1928.....	QB
Plotkin, Glenn 1975.....	OL
Polite, Antoine 2003-04.....	WR
Pollock, Wendell 1947.....	HB
Pollom, Joe 1944.....	C
Pollom, Lester B. 1912.....	QB
Pomele, Ulla 2008-09.....	LB
Poole, Jerry 1983-84-85.....	T
Pooschke, Michael 2006-07.....	TE
Porter, Mark 1985-86-87-88.....	K
Porter, Maurice 2004-05.....	DB
Post, Chris 2002.....	DB
Poston, Leonard 1896-97.....	
Potoski, Robert J. 1957.....	C
Potter, Luther E. 1896.....	
Potterf, A.J. 1896.....	
Pouch, Shane 1987-88.....	P
Powell, Orson L. 1968.....	DT
Powell, William 2010.....	RB
Powierza, Richard J. 1971.....	
Prather, Raymond 1911-12.....	FB
Prather, Rolin W. 1946-47-48-49.....	E
Pratt, Harold 1896-97.....	
Prentup, Frank B. 1929.....	QB
Price, Cedric L. 1958-59.....	E
Price, Charles L. 1972-73.....	T
Price, James 1925.....	DL
Price, Leo 1909.....	HB
Price, William 1988-89-90-91.....	CB
Prince, Edward 2008.....	OL
Pritchard, William R. 1945.....	DL
Proctor, Milton 1998-99-2000-01.....	DB
Provenzano, Joseph S. 1961-62-63.....	T
Ptacek, E.H. 1915-16-17.....	T
Ptacek, L.D. 1916-17-19.....	FB
Puetz, Nick 2011.....	OL
Pulford, William J. 1957.....	G
Pulis, Spencer A. 1961-62-63.....	HB
Purvis, Tony 2006-07-08.....	WR

Q

Quarles, Aubrey 2008, 2010WR
 Quick, William 1940-41-42RB
 Quinlan, A.W. 1919HB/E

R

Raemer, Norbert 1939-40-41T
 Raemer, Wilfrid M. 1949-50T
 Rainman, Joseph 1951-52E
 Rainsberger, Ellis D. 1955-56-57C
 Randalls, C.E. 1907-08FB
 Randels, H.M. 1918-19-20E
 Randels, Horace 1925C
 Randels, Lee W. 1915-16-17E
 Randolph, Thomas 1990-91-92-93CB
 Rankin, George C. 1935-36-37HB
 Rapp, James A. 1966TB
 Rasetar, Edward 1946G
 Ratliff, G.T. 1910HB
 Rawlings, Kitt 1990-91-92-93SS
 Ray, Martin E. 1959-60-61TE
 Raymer, Donald 2006TE
 Reed, Jack 2008-09LB
 Reed, Myron W. 1924-25-26G
 Reed, Renneth 1984-85DT
 Rees, Brian 1991-92-93TE
 Reese, Tank 2001-02DT
 Reid, Lawrence 1946WR
 Repstine, Marvin 1942G
 Rettele, Ben 2000-01-02-03G
 Reves, Grant 2000T
 Reyer, Tim 2004-05-06-07K
 Rheem, Jamie 1996-97-99-2000K
 Rheem, Joe 2001-02-03-04K
 Rhoades, James A. 1953FB
 Rhodes, Lodi 1965-66-67DB
 Rice, Cedric E. 1966HB
 Rich, Billy J. 1959-60E
 Richards, Edward C. 1907TB
 Richards, James C. 1907TB
 Richards, Terry 1989TB
 Richardson, James O. 1976-77FB
 Richardson, John W. 1959-60-61HB
 Ricketts, James E. 1982-83-84TB
 Riechers, Harold D. 1957TB
 Riederer, Russell 1977LB
 Riggs, Richard A. 1962-63-64T
 Robb, Jim 1948E
 Roberson, Eli 2000-01-02-03QB
 Roberts, Mike 1974-75C
 Roberts, Thomas C. 1969-70DB
 Robertson, John 1999-2000-01G
 Robertson, Johnny M. 1969-70-71DB
 Robinson, DeAndrea 1997-98WR
 Robinson, DeVane 1998-99-2000DT
 Robinson, Harold A. 1949-50DB
 Robinson, James 1978-79-81C
 Robinson, Logan 2006-07OL
 Roda, Carl O. 1916-17-19G
 Roda, Daniel P. 1966-68T
 Rodell, E.N. 1927T
 Rodman, Ivan F., Jr. 1954-55T
 Roether, Douglas D. 1953-54-55FB
 Rogers, Cecil 1950G
 Rogers, Jim 1976G
 Rohleder, Kevin 2007-08-09-10LB
 Rokey, Ned 1941-42FB
 Rokey, Raymond 1940-41T
 Roland, Justin 2006-07LB
 Romano, Chad 1993-94-95-96P
 Romero, Ray R. 1947-48-49G
 Rons, Leo 1948QB
 Ronsick, Mike 1999-2000P
 Rooker, Brad 2005-06-07OL
 Root, Frank P. 1913E
 Roots, Harvey G. 1908-09-10T
 Rose, David 2002-03-04DB
 Rose, Robert 2011RB
 Ross, Randall 1968-69LB
 Ross, Stan 1974-75-76WR
 Rossello, Ronald A. 1968FB
 Rossman, Brooks 2007-08PK
 Rothwell, D. Fred 1971-72-73C
 Rowe, Andrae 1997-98DT
 Running, Mitch 1992-93-94-95WR
 Rusher, James F. 1954-55E
 Russell, Dougal 1932-33B
 Russell, Mike 1983-84TE
 Ruzich, Dan M. 1980-81-82LB
 Ruzich, Mike 1979-80T

Ryan, C.H. 1901T

S

Saba, Ayo 2002-03-04-05FB
 Saey, Tom 1980K
 Salat, Leo W. 1965-66-67DT
 Salmans, Oliver 1991-92FB
 Sand, Gerald A. 1956-57T
 Sander, Charles 1984-85C
 Sanders, Robert E. 1927C
 Sanders, R.F. 1930C
 Sanft, Vili 1990RB
 Sanner, Monty R. 1972DE
 Scanlon, W. J. 1913-14C
 Schiller, Rod 1990-92-93-94FB
 Schindler, Ira 1921-22-23G
 Schirmer, David 1946-47G
 Schmidt, Burton W. 1953-54-55G
 Schmidt, Robert L. 1957G
 Schmitz, Elmer 1985C
 Schmitz, Henry W. 1920-21T
 Schmuecker, Ryan 2003OL
 Scholz, W.T. 1904-05-05FB
 Schooley, Frank L. 1930E
 Schrag, Andy 1985-86DB
 Schroeder, Loren 1945DB
 Schuster, Steve 1978-79-80DB
 Schuster, W.A. 1911-12HB
 Schwerdt, John 1950P
 Schwerdt, Tim 2005-07PK
 Schwieger, Tyson 1992-93-94-95WR
 Schwinn, Jeff 2002-03QB
 Scobey, Josh 2000-01RB
 Scobey, Roscoe 1974-75-76RB
 Sconce, Lloyd 1934T
 Scott, Cephus 1997DB
 Scott, Clarence B. 1968-69-70DB
 Scott, Dimitrie 1985-86-88-89DB
 Scott, Fred E. 1959E
 Scott, Robert E. 1973DE
 Scott, Robert L. 1969DB
 Searles, Joseph L. 1961-62HB
 Sears, Maurice 1920-21-22FB
 Sebring, Harold 1920-21-22E
 Sechler, Phillip 1942E
 Secrest, Edmund R. 1901QB
 Seelye, Melvin 1938-39QB
 Seib, Brad 1990-91-92-93TE
 Seiler, Blake 2004-05-06DE
 Seiwert, Darrin 2007-08TE
 Sekona, Hansen 2008-09LB
 Seng, Augustus W. 1906-07-08-09-10T
 Severino, Anthony F. 1968-69DT
 Sewell, Ken 1985G
 Sexton, Curry 2011WR
 Shaffer, Don 1941T
 Shaffer, Leland K. 1931-32-34HB
 Shaffer, R.W. 1911-12-13E
 Sharp, Guy "Jack" 1946E
 Shaternick, Dean A. 1968-69-70T
 Shaw, Wilbert 1966-67DB
 Shine, Roy 1974-75-76DB
 Shockey, Richard 1951WR/QB
 Shull, Andrew 2000-01-02-03DE
 Shull, Dave 1914B
 Sicks, Frank 1939B
 Sidorfsky, Frank 1911-12-13HB
 Sidorfsky, Henry 1899-1900-01T
 Simeta, Mike 1980-82DT
 Simmons, Marvin 2004LB
 Simms, G. 1911-12G
 Simms, Merle H. 1908-10FB
 Simon, Shaun 2011OL
 Simoneau, Jeff 1992NT
 Simoneau, Mark 1996-97-98-99LB
 Simpson, 1901T
 Simpson, Clare L. 1951-54E
 Simpson, Evan 1990-91NT
 Sims, Fred 1936-37QB
 Sims, Ted 2003-04-05LB
 Singletary, Reggie L. 1981-82-83DT
 Singletary, Vantz 1987-88LB
 Sinski, Matthew F. 1965QB
 Sinovic, Bill 1975-76K
 Siirila, Paul A. 1958T
 Sjogren, Robert D. 1962-63-64HB
 Skaer, Dean A. 1957-58C
 Skinner, Emmett W. 1914-15-16E
 Slattery, FA. 1915-16E
 Slaughter, Blake 2009-10-11LB

Slyter, Ray Kenneth 1960T
 Smargiasso, Jason 1990-91-92QB
 Smedley, 1897T
 Smerchek, John F. 1926HB
 Smith, Alan 1987-88DT
 Smith, Billy Ray 1990DE
 Smith, Brodrick 2010-11WR
 Smith, Chris 1986DB
 Smith, David 1983-84FB
 Smith, George Lee 1947-48-49QB
 Smith, J.J. 1991-92-93-94RB
 Smith, Jean 1944HB
 Smith, Jeff 1992C
 Smith, Kenny 1980RB
 Smith, Linus Burr 1921OL
 Smith, Mario 1993-94-95-96FS
 Smith, Michael 1988-89-90-91WR
 Smith, Paul Robert 1972-73-74-75CB
 Smith, Raymond 1924-25QB/HB
 Smith, Robert E. 1951-52-53T
 Smith, Scott 1990TE
 Smith, Sheldon 2009, 2011WR
 Smith, Thomas Eugene 1948T
 Smith, Thomas F. 1952-53T
 Snipes, Attrail 2008-09WR
 Snodgrass, Jeff 2005-06PK
 Snyder, Eugene 1940-46T
 Snyder, John M. 1961HB
 Snyder, Sean 1991-92P
 Socolofsky, Charles R. 1937C
 Socolofsky, Homer 1942C
 Solmos, John A. 1958-59-60QB
 Solt, Brandon 2001-02DB
 Solt, Ronald B. 1972-73-74CB
 Spagnoletti, Pat C. 1954C
 Spani, Gary 1974-75-76-77LB
 Spare, David R. 1973-74K
 Sparks, 1898-99T
 Sparks, Dan P. 1981-82-83DT
 Specht, David W. 1972-73-74HB
 Speer, W.G. 1908-09-10HB
 Speer, W. G., Jr. 1937-38FB
 Speight, James R. 1957-58G
 Spence, Neal B. 1961-62T
 Spencer, W.H. 1898-99-1900-01T
 Sperry, Bryan 1943T
 Sperry, Kenneth 1943T
 Spexarth, Gerard 2005-06-07-08OL
 Spiller, Monty 1995-96-97FS
 Springer, Don 1925-26-27HB
 Sprinkle, Charles R. 1956C
 Sproles, Darren 2001-02-03-04RB
 Squires, David 1993-94G
 St. Felix, Mark 2011LB
 Stahl, E.G. 1910-11-12E
 Stahura, Edward 1952G
 Staib, Harry J. 1922T
 Stange, Russ 1987-88T
 Stansell, Roderick 1986DL
 Stark, Arthur R. 1921-22-23HB
 Starns, Francis Warren 1949-50-51E
 Stauffer, Marion W. 1920-21T
 Stauffer, Maurice I. 1906G
 Stealey, Ted R. 1971-72DB
 Steelman, Alan D. 1968-69-70LB
 Stefan, Brock 1995DT
 Stehley, Donald R. 1949HB
 Stehley, Jim 1947-48-49FB
 Steinbach, Ray E. 1945T
 Steiner, Carl Regan 1973-74-75RB
 Steiner, John 1921-22-23G
 Steinhur, 1901T
 Steininger, Paul D. 1972G
 Stephenson, Alvin H. 1929-30-31DL
 Stephenson, Milford 1997-98-99-2000T
 Stevens, Jeff 1980-81DT
 Stevens, Ronald L. 1968-69C
 Steves, Ray R. 1945QB/P
 Stewart, Andrew J. 1957G
 Stewart, David 1979WR
 Stewart, Zavier 2007-08DT
 Sticher, Henry 1898T
 Stinson, Jaydee F. 1956-57G
 Stocks, Wilbur A. 1953-54-55E
 Stolte, John A. 1958-59T
 Stone, Tige 1998OL
 Stone, Tim 1983-84-85T
 Stoner, Oren P. 1933-34HB
 Stonner, John 1983-84-85TE
 Stover, Harold 1926-27T

Strahm, Gregory P. 1981-83-84-85FB
 Straten, George 1937T
 Straw, Carl 1988-89-90QB
 Stringer, Nick 2006-07-08-09OL
 Strozzer, Arthur 1965-66-67TE
 Strozzer, Noah 2006WR
 Stryker, Adrian 2008-09DB
 Stucky, John R. 1968-69NG
 Stucky, Roger N. 1972-74DE
 Stull, Robert W. 1965-66-67C
 Sua, John 2011DL
 Sublette, Chris 1991-92-94SS
 Sullivan, G.J. 1915-17HB
 Sundgren, Eugene 1933-34G
 Sura, Patrick 1980C
 Swanson, Wallace 1939-40E
 Swartz, M. Burdette 1921-22-23QB
 Swartz, Price K. 1928-29-30FB/E
 Swazer, Thad 1995-96DE
 Swedberg, Tyler 1992T
 Sweeney, Terrence 2009-10DB
 Swift, Justin 1995-96-97-98TE
 Swim, Gary 1987-89QB
 Switzer, Calvin S. 1981-82-83-84G
 Switzer, Marvin 1974-75-76LB
 Switzer, Phil 1978-79-81-82CB
 Switzer, Veryl A. 1951-52-53HB

T

Tackwell, C.O. 1927-28-29DL/G
 Tanha, Reza 1989LB
 Tannahill, Travis 2009-10-11TE
 Taylor, Cecil R. "Corky" 1951-54HB
 Taylor, Doug 1979-80CB
 Taylor, Keenan 2010-11OL
 Telford, Don M. 1928T
 Terrell, Kadero 2010K
 Terry, James 2002-03WR
 Teter, Robert E. 1931T
 Tetuan, Jesse 2002-03-04-05DB
 Thalman, Drew 1998-99-2000-01WR
 Thomas, Daniel 2009-10RB
 Thomas, Darius 2009DB
 Thomas, Kim K. 1973-74DE
 Thomas, Leroy G. 1972FB
 Thompson, Bert 1900-04T
 Thompson, Chris 1988DB
 Thompson, R. 1900T
 Thompson, Tramine 2010-11WR
 Thornborrow, Charles 1950T
 Thurmond, Maurice 2001-02-03-04LB
 Tidwell, Ralph E. 1949RB
 Tigner, Dairraz 2008-09LB
 Timmons, Andrew 1992-93-95-96T
 Timmons, Max 1940-41T
 Tiro, Anthony 1957-58-59FB
 Togli, Jerry 2000-01DT
 Tolbert, Lawrence 1986-87-88WR
 Tolin, Ernest D. 1945T
 Toluau, Kilisimasi 1981-82FB
 Tombaugh, Simon J. 1924-25-26G
 Torbett, David 1949-50E
 Towers, Richard 1950-51-52HB
 Towler, R.T. 1908-09-10T
 Towler, William G. 1927-28-29E
 Towne, N.L. 1901T
 Travis, Scott 1988DE
 Trojovskiy, Art 1946C
 Trujillo, Zach 2011TE
 Truman, Jonathan 2011LB
 Tucker, Allen 1929DL
 Tuggle, Justin 2011LB
 Tullos, J.O. 1898T
 Tullos, W.G. 1898T
 Turner, Brad 1980-81C
 Turner, Lewis 1940-46QB
 Tuttle, John R. 1973-74WR
 Tyler, DeRon 1999-2000-01CB

U

Ulutu, Tiny 1995C
 Underwood, Alan K. 1961HB
 Underwood, Todd 1983G
 Ungles, James 1944QB
 Unruh, Brock 2006-07-08OL
 Urban, John 1997K

V

Vader, Jay J. 1967-69DE
 Vader, Joseph N. 1957-58-59E

Vajnar, Jason 1989-90K
Vale, Joe 1910E
Valentine, Grant 2009DL
Valentine, Keithen 2008-09RB
Van Boening, Simon 2000LB
Vanover, Russ 2002-03-04LS
Vargon, Michael 1942-46E
Vay, Allen R. 1971G
Veatch, Laird 1990-91-93-94LB
Venables, Brent 1991-92LB
Vidricksen, Casey 1997QB
Viers, Perry 1974-75-76DE
Viers, Trevor 2007, 2009-10OL
Villarreal, Raul 1981-82G
Voegeli, Jacob 2005G
Voelker, Jordan 2010-11G
Voelker, Randall L. 1981-82-83DT
Vohoska, Kevin R. 1971-72-73SS
Vrooman, John L. 1965-66LB

W

Waddick, 1898
Wade, Alonzo 1974WR
Wade, Dewey 1951-52FB
Wade, Jay 1985FL
Wafford, Greg 2005-06OT
Wagner, George S. "Doc" 1896-97
Wagner, Bradley 1976-77T
Wakefield, Mike 1975-76-77G
Walczak, Alexander M. 1966-67T
Walker, Bobby 2001-02DB
Walker, Carroll 1904-05-06E
Walker, James 1977-78-79-80DE
Walker, Jonathon L. 1955LT
Walker, Ken 1930
Walker, Lance 1990-92WR
Walker, Reggie 2005-06-07-08LB
Walker, Tre 2010-11LB
Wall, William 1950HB
Wallace, David 1983-85-86-87LB
Wallace, Jack P. 1949-50T
Wallace, Mike K. 1981-82-83-84WR
Wallace, Lawrence "Taco" 2002WR
Wallerstedt, Chad 2001LB
Wallerstedt, Matt 1984-85-86-87LB
Walling, Thurman 1942E
Walters, Ralph E. 1960G
Ward, Nick 2011OL
Warren, Dick 1983-84-85FL
Warren, Doug 1988-89-90-91G
Warren, Kenneth W. 1934-35-36FB
Warren, Nick 1998-99-2000-01TE
Wasemiller, Timothy G. 1973-74-75C
Washington, Greg 1988WR
Washington, Rashad 2000-01-02-03RB
Washington, Steve 1999-2000-01-02OL
Wassberg, Ivan 1934-35-36C
Watkins, James 1940-41E
Watkins, John W. 1967G
Watson, John 1945
Watson, Paul 1988-89-90-91QB
Watts, Freddie 1961QB
Watts, Marcus 2004-05-06-07WR/DB
Weatherby, David J. 1944E
Webb, Allen 2004-05QB
Webber, Henry G. 1922-23E
Weber, Stanley J. 1980-83-84QB
Webster, Ronnie 1944-47HB
Wecker, Michael A. 1973LB
Wegerer, Louis W. 1973-74-75DE
Wehrle, L.P. 1911-12-13G
Wehrman, Casey 1995-96-97LB
Wehrman, Shelby 1996-97-98-99LB
Weibert, Wade 2009-10OL
Weiler, William 1945
Weiner, Bernard 1938-39-40G
Weiner, Michael 2004G
Weiner, Todd 1995-96-97T
Weinhold, Dennis G. 1972T
Welch, John 1984-85-86QB
Weller, Harold R. 1928-29-33QB/HB
Wells, Eddie D. 1916
Wells, Forrest N. 1968-69WR
Wells, John J. 1971-72-73G
Wentling, Wade A. 1978-79-80-82DT
Wentzel, Mark 1985-86WR
Wentzel, Scott W. 1981-82-84-85SS
Wertzberger, Melvin H. 1931-32-33
Wesley, Martez 1998-99-2000WR
Weybrew, Neil 1930-31-32T
Whearty, Riley R. 1935-36C

Whedon, Edwin F. 1916-17T
Wheeler, Mike 1989WR
Whipple, C.E. 1905
Whipple, G.E. 1908-09-10FB
White, Corey 2001-02DT
White, Lindbergh 1972SS
White, Michael D. 1965QB
White, Scott 1983-85-86LB
Whitehead, Robert T. 1953-54-55QB
Whitfield, Kerr 1924RE
Whitfield, Eddy 1976-77-78-79TE
Whitlock, Merle 1938HB
Whitney, George C. 1957-58-59HB
Whittle, Loren 1987-88LB
Wiggins, George 1929-30-31FB
Wight, J.W. 1996-97LS/TE
Wilbur, B.N. 1905-07G
Wild, Darrel E. 1982-83WR
Wilder, Marshall P. 1914-15-16HB
Wilkins, Lysle 1939-40-41FB
Wilkinson, Richard K. 1964-65-66G
Wilkinson, W.J. 1904
Williams, Anthony 1989-90DT
Williams, Cedrick 2003-04DB
Williams, Dean 1973-74WR
Williams, Earl E. 1941-42-48QB
Williams, George 1999WR
Williams, Jabbar 1995
Williams, John 1986-87WR
Williams, Kyle 2005-06DB
Williams, Lucillious 1970E
Williams, Melvin 1999-2000-01-02DE
Williams, Meshak 2011DE
Williams, Randy 1984-85QB
Williams, Robert E. 1906
Williams, Tony 1990-91-92DT
Williams, Turrelle 1996-98-99-2000LB
Williamson, Jack 1980-82NG
Willis, Larry 1983C
Willis, Steve P. 1981-82-83-84K
Wilson, Braden 2009-10-11FB
Wilson, Cedric 2006-07-08WR
Wilson, Cleis L. 1952-53-54G
Wilson, Ira A. 1907
Wilson, Keith 1955-56-57HB
Wilson, Kerry 1979-80G
Wilson, Mike 2002-03LS
Wilson, Otis 1923-24-25QB
Wilson, Ray 1984-85-86-87FB
Wilson, Travis 2002-03
Winchell, Tom 1974TE
Winchester, John G. 1959-60E
Winfrey, Dennis R. 1962-63OL
Winters, M.S. 1918-19-20E
Wiren, Nyle 1993-94-95-96DE
Witherspoon, James 1982-83-84-85WR
Wolford, Eric 1990-91-92-93G
Wolstag, Richard 1940
Woodard, Jesse 1996-97TE
Woods, Justin 2008RB
Woodward, Daniel F. 1963-64-65G
Woody, Forrest 1923
Wooldrige, Malcom 2004G
Wright, 1899
Wright, Dale 1946
Wright, Jarett 2010LB
Wright, Tate 1990-91-92-93K
Wright, W.W. 1914-15-16C
Wunderly, Fred 1991LB
Wyatt, Darrell 1988WR
Wywadis, Walt 1977-78-79T

Y

Yandell, Don 1922HB
Yandell, Kenneth 1924RB
Yankowski, Ronald W. 1969-70DT
Yarnell, Lloyd P. 1969-70-71FL
Yates, Derrick 2000SS
Yeager, James 1928-29-30DL/G
Yem, Pete 2008DL
Yniguez, Paul 1987-88-89C
Young, F. 1918
Young, George A. 1911
Young, Mark 1988DL
Young, Reggie 1977-78-79T
Young, Ryan 1995-96-97-98T

Z

Zabelin, Eric 1987-88-89G
Zadnik, Donald E. 1955-56-57E

ALL-TIME TEAM CAPTAINS

1896	Leonard Poston		Oscar Gibson		Perrell Gaskins
1897	George Wagner		Keith Best		Dederick Kelly
1898	George Tulloss		William Butler	1996	Kevin Lockett
1899	R. Thompson		Dennis Morrison		Brian Kavanagh
1900	E.E. Pangborn		Gary Melcher	1972	Mario Smith
1901	W.H. Spencer		John Wells	1973	Jason Johnson
1902	N.L. Towne		Greg Jones		Joe Gordon
1903	R. Thompson		Steve Grogan	1974	Erick Hickson
1904	Carroll Walker		Leslie Chaves		Travis Ochs
1905	W.T. Scholz		Gordon Chambliss		Todd Weiner
1906	Carl Mallon		Louis Wegerer	1975	Mark Simoneau
1907	J.S. Montgomery		Paul Smith		Ryan Young
1908	Carl Pennington		Carl Pennington		Michael Bishop
1909	J.B. Gingery		Timothy Wassemiller		Eric Hickson
1910	G.S. Croyle		Carl Pennington	1976	Jeff Kelly
1911	Jacob Hunter		Gary Spani		Mark Simoneau
1912	C.I. Phelps		Gary Spani	1977	Travis Ochs
1913	F.H. Loomis		Wendell Henrikson		Ryan Young
1914	M.E. Agnew		none	1978	Mark Simoneau
1915	E.W. Skinner		Tyrone Crews	1979	Lamar Chapman
1916	John Barnes		Roosevelt Duncan		Jarro Cooper
1917	J.A. Clark		Tim Buchanan		Jonathan Beasley
1918	L.W. Randels		Brad Horchen		Aaron Lockett
1919	L.A. Bogue		James Walker	1980	Jarro Cooper
1920	Ike Gatz		John Liebe		Ben Leber
1921	R.E. Cleland		Don Birdsey		Randall Cummins
1922	Ray Hahn		none	1981	Jonathan Beasley
1923	Ralph Nichols		Jim Kennedy	1982	Aaron Lockett
1924	Lynn Munn		Vic Koenning		Ben Leber
1925	H.L. McGee		Dan Ruzich		Terry Pierce
1926	S.J. Tombaugh		Eric Mack	1983	Josh Scooby
1927	Jim Douglas		L.E. Madison		Jon McGraw
1928	M.B. Pearson		Jim Northcutt		Marc Dunn
1929	A.H. Freeman		Reggie Singletary		Nick Leckey
1930	Alex Nigro		Stan Weber	1984	Terence Newman
1931	Henry Cronkite		Damian Johnson		Terry Pierce
1932	Walter Zeckser		Bob Daniels		Josh Buhl
1933	Ralph Graham		Barton Hundley	1985	Nick Leckey
1934	George Maddox		Tim Stone		Ell Roberson
1935	Ralph Churchill		Kevin Humphrey	1986	Andrew Shell
1936	Rola Holland		Jeff Hurd		Rashad Washington
1937	A. Krueger		Bob Bessert		Jermaine Berry
1938	Staley Pitts		Todd Moody		Brian Casey
1939	Don Crumbaker		Rich Lewis	1987	Victor Mann
1940	Chris Langvardt		Tony Jordan		Darren Sproles
1941	Lysie Wilkins		Matt Carver		Jesse Teuban
1942	Francis Gwin		Grady Newton		Brandon Archer
1943	James Machen		Matt Wallerstedt		Jeromey Clary
1944	Tom Dillon		Phillip Lane		Victor Mann
1945	Jean Smith		Jim Oehm	1988	Brandon Archer
1946	Russ Hardin		Lee Pickett		Jordy Nelson
1947	Clarence Heath		Mark Porter		Blake Seiler
1948	Harold Bryan		Chad Faulkner		Greg Wafford
1949	Rollin Prather		Erick Harper		Ian Campbell
	Joseph Blanchard		Carl Straw		Josh Freeman
1950	Kenneth Johnson		Maurice Henry		Jordy Nelson
	Lauren R. Johnson		Brooks Barta	1990	Justin Roland
1951	none		Danny Needham		Jordan Bedore
1952	none		Michael Smith		Ian Campbell
1953	Tom O'Boyle		Carl Straw		Chris Carney
1954	Ronald Marciniak		Elijah Alexander	1991	Josh Freeman
	Corky Taylor		Paul Watson		Carson Coffman
1955	Jim Furey		Brooks Barta		Alex Hrebec
1956	Ellis Rainsberger		Russ Campbell		Jeron Mastrud
1957	Ellis Rainsberger		Michael Smith		Nick Stringer
1958	Gene Meier		Brooks Barta	1992	Carson Coffman
1959	Joe Vader		Eric Gallon		Tysyn Hartman
1960	Dale Evans		Matt Garber		Alex Hrebec
1961	Al Kouneski		Jaime Mendez		Zach Kendall
1962	Jack King		Chris Patterson		Collin Klein
1963	Willis Crenshaw		Reggie Blackwell		Emmanuel Lamur
	Dennis Winfrey		Quentin Neuhahr		Clyde Afnr
1964	Robert Mitts		John Butler	1993	Arthur Brown
	Bob Sjogren		Andre Coleman		Tysyn Hartman
1965	James Grechus		Jaime Mendez		Alex Hrebec (honorary)
	Bill Matan		Quentin Neuhahr		Collin Klein
	Willie Jones		Barrett Brooks	1994	Emmanuel Lamur
	none		Kirby Hocutt		Arthur Brown
1966	none		J.J. Smith		B.J. Finney
1967	Danny Lankas		Laird Veatch		Collin Klein
1968	Dave Jones		Mitch Running	1995	Ty Zimmerman
1969	John Stucky		John Stucky		
1970	Lynn Dickey		Dirk Ochs		

Zeckser, Walter 1930-31-32G	Zitnik, Joseph 1935E
Zeke, Scott 1988LB	Zollars, Eldon 1948C
Zeleznak, Michael 1941-42-46-47FB	Zoller, C.L. 1907-08-09-10T
Zeller, Eldon W. 1953HB	Zumait, Clifford Ray 1948
Zickefoose, Charles E. 1953-54-55E		
Zier, Mark B. 1973-74-75T		
Zimmerman, Ty 2010DB		


Assistant Coach	Year(s)
Anderson, "Swede"	1931
Barnes, Nelson	1993
Bates, Jim	1975-76
Bennett, Phil	1999-2001
Bielema, Bret	2002-2003
Bocchi, Don	1981-84
Bowman, Ken	1986
Boyce, Jerry	1981-84
Branch, Jesse	1967-71, 1974
Breen, Emmett	1948-50
Brock, Dave	2007-2008
Brouhard, Leo	1986
Buda, Sandy	1975-77
Bumpas, Dick	1981-82
Burns, Greg	2007
Burns, Keith	2010
Cavanaugh, Ed	1955-58
Clements, Joe Bob	2003-2005, 2009-11
Cochrane, O.L. "Chill"	1931-41
Coe, Charlie	1989
Cole, LC	1986-87
Cope, Bob	1989-90, 1996
Cormack, Herb	1955-59
Cosh, Chris	2004-2005, 2009-11
Cox, Bill	1973-74
Crawley, John	1948
Cudmore, John	1951-54
Darnell, Gary	1978-82
Davie, Jim	1979-83
Deal, Mark	1986-88
Deal, Mike	1986-88
Dickerson, Ron	1973-74
Dickey, Charlie	2009-11
Dimel, Dana	1989-96, 2009-11
Dimitroff, Tom	1973
Dissinger, Ed	1958-65
Donnan, Jim	1978-80
Driesbach, Chuck	1979-83
Dunn, Paul	1998-2002
Dunkelberger, Dave	1975-77
Elliott, Bob	2002-2005
Elliott, Jerry	1967-70
Emerson, J.W.	1977
Evans, Mickey	1945-1949
Fabris, Jon	1997-98
Faiman, John	1985
Falks, Frank	1971-72
Fello, Bob	1999-2001
Fiser, Lud	1947-48
Flegal, Dave	1986-88
Franchione, Dennis	1978-80
Franklin, James	2006-2007

Assistant Coach	Year(s)
Frazier, Bob	1967-72
Gilstrap, Jim	1977
Griffith, Ben	1991-93
Grogan, Tom	1989-91
Gush, Jim	1999-2001
Haley, Bob	1960-66
Hartmen, Jerry	1986-88
Hatcher, Joe	1981-83
Hayes, Tom	2011
Haylett, Ward	1928-38
Haymaker, "Doc"	1931
Heath, Ted	1973-74
Hendrick, John	1991-92
Hitch, Bob	1973-74
Holtz, "Doc"	1929-31
Horton, Tim	2006
Hudson, Ron	1995-2002
Humenuik, Ron	1994
Jackson, Bobby	1970-74
Jackson, Cornell	2008
Jones, James	2006
Kadlec, Jon	1960-65
Kampf, Paul	1955-57
Knorr, Fritz	1944-45
Koenning, Vic	2009
Kramer, Larry	1995-97
LaRue, Jim	1951, 1954
LaRue, Ken	1960-66
Latina, John	1989-1993
Latimore, Mo	1978-85; 1994-2011
Lawrence, Don	1964-65
Leavitt, Jim	1990-95
Leonard, Frank	2007-2008
Liddy, Bob	1959
Long, Bob	1983-85
McCarty, Tim	2006-2007-2008
McDowell, Gene	1970-73
McGee, Jerry	1966
McGinnis, Dave	1983-85
McGuire, Tim	1984-85
McVay, Tom	1983-85
Madden, Joe	1972
Maddox, "Oss"	1928-31
Mangino, Mark	1994-98
Matsakis, Manny	1994
Mertes, Bus	1953-54
Miller, Del	1989-94, 2002-2005, 2009-11
Miller, Matt	1999-2005
Moll, C.S.	1929
Montgomery, Leroy	1967-71
Moran, Lee	1975
Morris, Raheem	2006
Myers, Frank	1929
Naughton, Pat	1955-58
Nelson, Carl	1942-43
Nelson, Mike	1989
Neve, Norvall	1947
O'Boyle, Tommy	1949-50
Otto, Jim	1984-85
Owens, Frank	1947
Pendry, Joe	1975
Peterson, Greg	1995-2005
Pitts, Staley	1947
Powell, Don	1967-72
Price, Royal	1951-54
Pryor, Dean	1967-69
Quartaro, Nick	1989-93
Rachel, Rich	1986-88
Rahne, Ricky	2007-2010
Ramsey, Kevin	1988-90
Reynolds, Bob	1958
Robertson, Sam	1967-71
Robinson, Bobby	1977
Rodgers, Jeff	2008
Romaine, Gib	1971-72
Root, Frank	1928-31
Rowden, Jake	1951-52
Ruggiero, Warren	2008
Russell, Dougal	1946
Sandahl, Al	1985
Schutte, Bill	1940-41, 1946
Selcer, Dick	1975-77
Selmer, Carl	1978-80

ALL-TIME HEAD COACHING RECORDS

Head Coach	Years	W-L-T	Pct.
Ira Pratt	1896	0-1-1	.250
A.W. Ehrsam	1897	1-2-1	.375
O.K. Williamson	1898	1-1-2	.500
Albert Hansen	1899	2-3-0	.400
Fay Moulton	1900	2-4-0	.333
Wade Moore	1901	3-4-1	.438
Cyrus E. Dietz	1902	2-6-0	.250
G.O. Dietz	1903	3-4-1	.438
Reuben Booth	1904	1-6-0	.143
Mike Ahearn	1905-10	39-12-0	.765
Guy Lowman	1911-14	17-15-3	.529
John Bender	1915	3-4-1	.438
Z.G. Clevenger	1916-19	19-9-2	.667
Charles Bachman	1920-27	33-23-9	.577
Bo McMillin	1928-33	29-21-1	.578
Lynn Waldorf	1934	7-2-1	.750
Wes Fry	1935-39	18-21-6	.467
Hobbs Adams	1940-41, 46	4-21-2	.185
Ward Haylett	1942-44	6-20-2	.250
Lud Fiser	1945	1-7-0	.125
Sam Francis	1947	0-10-0	.000
Ralph Graham	1948-50	4-26-1	.145
Bill Meek	1951-54	14-24-1	.372
Bus Mertes	1955-59	15-34-1	.310
Doug Weaver	1960-66	8-60-1	.123
Vince Gibson	1967-74	33-52-0	.388
Ellis Rainsberger	1975-77	6-27-0	.182
Jim Dickey	1978-85	25-53-2	.325
Lee Moon	1985	1-8-0	.111
Stan Parrish	1986-88	2-30-1	.076
Bill Snyder	1989-2005, 2009-11	159-83-1	.656
Ron Prince	2006-2008	17-20	.459
Totals	115 years	475-613-41	.437

Assistant Coach	Year(s)
Singler, Bill	1986-88
Slocum, R.C.	1971
Smith, Michael	1997-2005, 2009-11
Snyder, Sean	2011
Socolofsky, Charles	1942-44
Stanley, Bob	2003-2005
Steele, Dale	1987-88
Stehley, Don	1952-53
Steinberg, Dick	1967-69
Stoops, Bob	1989-95
Stoops, Mike	1992-98
Strahm, Dick	1973-74
Sucic, Steve	1955-57
Swanson, Wally	1945-46
Taylor, Corky	1959-63
Taylor, Sherwood	1984-85
Tenuta, Jon	1988
Thompson, Bobby	1978
Thompson, Jerry	1966
Tibesar, Tim	2006-2007-2008
Tonish, Ed	1946
Towers, Dick	1964-65
Van Sickle, Clyde	1951-54
Venables, Brent	1996-98
Wade, Dewey	1972
Walker, Micky	1966
Walker, Paul	1948-50
Wallerstedt, Matt	2006-2007
Walsh, Bill	1959
Walstad, George	1975-80
Warren, Dewey	1974
Warren, Ted	1938, 1949
Washington, L.P.	1929
Washington, Pat	2006
Weber, Bob	1973-76
White, Bob	1950
Williams, Ivy	1975-77
Williamson, Stan	1935-39
Worley, Bill	1966



Joe Bob Clements



BSFS has seen eight sellouts since 2009

Renamed in honor of legendary head football coach Bill Snyder by a proclamation of the Kansas Board of Regents on Nov. 16, 2005, Bill Snyder Family Stadium will host its 46th season of Wildcat football this fall.

Originally named KSU Stadium, the facility was built at a cost of \$1.6 million and financed from student fees, athletics gate receipts and contributions. The stadium opened its doors Sept. 21, 1968, with a 21-0 shutout of Colorado State. The original seating capacity was set at 35,000, and an expansion in the summer of 1970 added 4,000 permanent bleachers on the east side and 3,000 temporary bleachers on the west side.

Following the 1998 season, the addition of a deck and sky suites on the east side of the stadium increased capacity to more than 50,000. On Nov. 11, 2000, 53,811 fans witnessed Kansas State's 29-28 win over Nebraska. It remains the largest crowd ever to witness a sporting event in the state of Kansas.

Multi-million dollar upgrades to the Vanier Sports Complex, the installation of new video and message boards, including a 23' X 61' ProStar VideoPlus display in the south end zone in 2006, and a complete upgrade of the lower bowl seating for 2007 are some of the major additions to the facility over the last several years.

Bill Snyder Family Stadium's most recent changes include a new playing surface - AstroTurf's Gameday Grass 3D infill system - and new restroom additions to the east side view level, while a \$75 million project to construct the new West Stadium Center began this past summer. The following is a rundown of the other facelifts that have been added during the 44-year history of the stadium:

1970: A statewide spring fund-raising drive raised \$250,000 for the installation of AstroTurf, replacing the original natural grass.

1972: The office/dressing room complex at the north end of the stadium was added. It houses all the K-State football offices and has dressing facilities for the Wildcats and their opponents.

1980: New artificial turf was installed prior to the season.

1983: Permanent stadium lights were added allowing the Wildcats to play night games.

1987: An addition to the office/dressing room complex was made in the summer of 1987, which provided more dressing and training room facilities.

1989-1992: A \$2 million renovation project was undertaken to revamp the entire football complex. The result is one of the most spec-

tacular football complexes in the country, complete with plush locker rooms, a 6,500-square foot weight room, state of the art classrooms equipped with the latest video equipment, a training room, a players' lounge and the picturesque Big Eight Room. The structure now carries the title "Vanier Football Complex" in honor of the Vanier family of Brookville, Kan.

1991: New AstroTurf was laid down prior to the 1991 season, and the field was named "Wagner Field" in honor of Dave and Carol Wagner of Dodge City.

1993: K-State put the finishing touches on its facility improvements with a \$3.3 million five-level press box, including suites, and a \$2.2 million indoor facility.

1996: The \$1 million Academic Learning Center became a part of the Vanier Complex, hosting study facilities for all K-State student-athletes. A \$2.6 million project added a 20x26 foot JumboTron, new scoreboards and marquis messageboard.

1999: Following the 1998 season, the facility underwent a \$12.8 million expansion project. An additional 8,000 permanent seats were added, including a club seating area and 31 additional sky suites. The project raised the total capacity of KSU Stadium to over 50,000 with temporary seating.

2002: A new FieldTurf playing surface is installed. The \$850,000 project was completed in late May of 2002 and features an innovative sand and rubber infill mixture and is the newest technology in competitive field products.

2003-07: The Vanier Football Complex received a complete makeover that includes a new training facility, weight room, equipment room, coaches' offices, meeting rooms, locker room and permanent seating in the north end zone.

2006: New video and message boards are installed at the north and south ends of Bill Snyder Family Stadium at a cost of \$1.7 million. The south end of the stadium receives a fully integrated ProStar VideoPlus display system that measures a whopping 23' X 61'.

2007: The seating in the lower bowl of Bill Snyder Family Stadium is completely upgraded, including new chairbacks below the press box on the west side of the stadium and aluminium benches throughout the balance of the lower bowl. A new stadium sound system was also installed.

2011: Phase 1 of the Bill Snyder Family Stadium master renovation plan began. A new AstroTurf Gameday Grass 3D infill playing sur-

face was installed as well as construction of additional restroom facilities on the east side view level of the stadium.

2012: Construction began on Phase II of the Bill Snyder Family Stadium master plan - the West Stadium Center. The new \$75 million WSC will include new amenities for all fans at Bill Snyder Family Stadium. New concessions, restrooms, press level, suites, club and loge seating and ticket offices will replace the current west side facilities. Additionally, a new Team Fan Store and Hall of Honor will be included on the main Concourse Level.

Note: Prior to the opening of Bill Snyder Family Stadium, the Wildcats played in Memorial Stadium, which opened in 1924 and still stands on the main campus.

LARGEST K-STATE CROWDS

1. 53,811	Nebraska, Nov. 11, 2000
2. 53,310	Oklahoma, Oct. 16, 2004
3. 53,011	Oklahoma, Oct. 14, 2000
4. 52,254	Kansas, Oct. 9, 1999
5. 52,234	Nebraska, Oct. 23, 2004
6. 52,221	Nebraska, Nov. 16, 2002
7. 52,077	Colorado, Nov. 6, 1999
8. 51,614	Kansas, Oct. 25, 2003
9. 51,536	Colorado, Oct. 18, 2003
10. 51,234	Missouri, Nov. 20, 1999
11. 51,140	Texas Tech, Oct. 21, 2000
12. 51,106	Utah State, Oct. 16, 1999
13. 51,101	Colorado, Oct. 6, 2001
14. 51,101	Kansas, Oct. 27, 2001
15. 51,059	UCLA, Sept. 4, 2010
16. 51,015	Nebraska, Oct. 7, 2010
17. 51,004	Oklahoma, Oct. 29, 2011
18. 50,924	Kansas, Oct. 6, 2007
19. 50,923	UTEP, Sept. 18, 1999
20. 50,750	Massachusetts, Sept. 5, 2009

YEAR-BY-YEAR ATTENDANCE [since 1968]

Year	Home-Average	Road-Average	Total-Average
1968	134,179-26,836	198,611-39,722	332,790-33,279
1969	135,947-33,987	252,850-42,142	388,797-38,880
1970	190,012-38,002	254,147-42,358	444,159-40,378
1971	170,169-34,034	219,537-36,590	389,706-35,428
1972	188,981-31,497	253,604-50,721	442,585-40,235
1973	150,821-30,164	264,076-44,013	414,897-37,718
1974	180,473-25,782	202,601-50,650	383,074-34,825
1975	161,953-32,391	252,785-42,131	414,738-37,703
1976	154,186-25,698	271,214-54,243	425,400-38,673
1977	136,681-27,336	269,331-44,889	406,012-36,910
1978	164,454-27,409	266,939-53,388	431,393-39,218
1979	158,810-31,762	264,902-44,150	423,712-38,519
1980	168,483-28,081	299,754-59,951	468,237-42,567
1981	136,568-27,314	248,154-41,359	384,722-34,975
1982	208,266-29,752	265,178- 66,295	522,967-43,580
1983	183,311-30,552	229,020-45,804	409,331-37,212
1984	136,856-27,371	332,470 -55,412	469,326-42,666
1985	155,512-22,216	151,998-38,000	307,510-27,955
1986	113,693-18,949	247,072-49,414	360,765-32,797
1987	126,100-21,017	258,244-51,649	384,344-34,940
1988	125,850-20,975	187,454-37,491	313,304-28,482
1989	160,356-26,726	296,303-59,261	456,659-41,514
1990	141,303-23,551	226,525-45,305	367,828-33,439
1991	174,367-29,061	264,861-52,972	439,228-39,930
1992	138,867-27,773	207,730-41,546	396,597-36,054
1993	217,742-31,106	166,907-41,702	384,649-34,968
1994	229,395-38,233	207,862-41,572	437,257-39,751
1995	271,400-38,771	158,315-39,578	429,715-39,065
1996	257,882-42,980	231,416-46,283	489,298-44,481
1997	258,545-43,091	233,526-46,705	492,071-44,734
1998	300,633-42,948	200,972-50,243	623,183-47,937
1999	357,951- 51,136	249,381-62,346	664,450-55,371
2000	351,820-50,260	230,332-57,583	802,420- 57,315
2001	291,245-48,541	310,403-62,080	601,648-54,695
2002	384,654 -48,062	163,338-40,834	547,992-45,666
2003	376,878-47,110	247,868-61,967	828,445 -55,230
2004	338,833-48,405	229,741-57,435	568,574-51,689
2005	275,767-45,961	292,675-58,535	568,442-51,676
2006	373,547-46,693	189,926-47,482	615,683-47,360
2007	284,296-47,383	377,915-62,986	662,211-55,184
2008	316,327-45,190	293,555-58,711	609,882-50,824
2009	280,579-46,763	301,143-60,229	622,573-51,881
2010	298,897-49,816	214,027-42,805	589,667-45,359
2011	343,209-49,030	381,241-63,540	724,450-55,727



ATTENDANCE HIGHS vs. BIG 12 SCHOOLS

Opponent	Home	Date	Road	Date
Baylor	49,732	Oct. 30, 1999	40,057	Oct. 23, 2010
Iowa State	50,114	Nov. 4, 2000	52,078	Oct. 30, 1983
Kansas	52,254	Oct. 9, 1999	54,480	Nov. 1, 1975
Oklahoma	53,310	Oct. 16, 2004	84,501	Oct. 1, 2005
Oklahoma State	50,831	Oct. 30, 2010	58,895	Nov. 5, 2011
TCU	25,400	Sept. 17, 1983	28,412	Sept. 22, 1984
Texas	50,659	Oct. 19, 2002	100,705	Nov. 19, 2011
Texas Tech	51,140	Oct. 21, 2000	50,813	Oct. 15, 2005
West Virginia	N/A	N/A	N/A	N/A

LARGEST ROAD GAME ATTENDANCE

Rk	Crowd	Opponent, Date
1.	100,705at Texas, Nov. 19, 2011
2.	86,439at Auburn, Sept. 1, 2007
3.	85,998at Nebraska, Nov. 21, 2009
4.	84,864at Texas, Sept. 29, 2007
5.	84,665at Nebraska, Nov. 10, 2007
6.	84,501at Oklahoma, Oct. 1, 2005
7.	84,021at Oklahoma, Oct. 31, 2009
8.	83,643at Texas, Oct. 4, 2003
9.	83,082at Texas, Oct. 2, 1999
10.	80,659at Texas A&M, Oct. 28, 2000



WILDCAT NICKNAME

Through its first 19 seasons of athletic competition, Kansas State had used "Aggies" as its nickname. But prior to the 1915 season, new coach John "Chief" Bender gave his squad the nickname "Wildcats."

K-STATE COLORS

The school color Royal Purple was adopted in the fall of 1896 by a committee of "Miss Minnie L. Copeland, Jr. and Miss Winifred Houghton and Miss Ina E. Holyrod, of the senior class, and perhaps one or more others." Although K-State's only official color is purple, white has been used as a complimentary color for many years. Silver is also a common second or third color. Former head basketball coach Cotton Fitzsimmons incorporated gold during his two-year stint (1968-70), but gold or yellow has not been used since that time. The term "Purple Pride," which is often used in association with K-State athletics, was given rise during the tenure of head football coach Vince Gibson (1967-74).

K-STATE SONGS

The Alma Mater was selected as a result of a 1903 campus contest. H.W. Jones ('88) was responsible for K-State's prized result. Jones' original work was four stanzas including the chorus. His version has been slightly altered over the years to include just two stanzas and the changing of the words from Kansas State Agricultural College to Kansas State University.

Alma Mater

"I know a spot that I love full well, 'Tis not in forest nor yet in dell, ever it holds me with magic spell, I think of thee Alma Mater.

"KSU, we'll carry the banner high, KSU long, long may thy colors fly. Loyal to thee thy children shall swell the cry.

"Hail, Hail, Hail Alma Mater."

Wildcat Victory

"Fight you K-State Wildcats. For Alma Mater fight-fight-fight.

"Glory in the combat for the purple and white. Faithful to our colors, we shall ever be, fighting ever fighting for a Wildcat Victory!"

FIRST GAME

History has forgotten the actual score of the first football game played at the school now called Kansas State University.

On Dec. 2, 1892, a team from Kansas State Agricultural College played its first game. At "quarter back" was a sophomore from Coffax, Ill., named A.D. Benson. Benson had introduced his school-mates to football when he arrived at KSAC in 1891.

The sport, however, was quickly banned by the college. Five years later, the school's newspaper, the K-State Industrialist, remarked, "It is hoped that our students have the good sense to play even football without violence, but the game as sometimes played is next to barbarism."

In 1896, KSAC played the first game now recorded in K-State's list of all-time scores. A team coached by Ira Pratt traveled to Fort Riley on Thanksgiving Day and lost to a squad comprised of soldiers, 14-0. Later that fall, KSAC played Fort Riley again, and this time the game ended in a 6-6 tie. It was during the 1896 season that KSAC adopted the mascot "Aggies," and selected Royal Purple as the school's official color.

FIRST NIGHT GAME

On Oct. 7, 1932, Kansas State played its first night football game in school history. The team traveled to Salina, Kan., to play Kansas Wesleyan on a Friday evening and won 52-6, before a crowd of about 4,000. All-time great Ralph Graham, known as The Rammer, scored 28 points on four touchdowns and four extra points.

Fifteen years later, on Sept. 20, 1947, K-State played its first night game in Manhattan, losing 12-0 to Oklahoma State at Memorial Stadium.


K-STATE SLOGANS

Several chants and slogans are used in association with the team. "Purple Pride" and "Eat 'Em Up, Eat 'Em Up K-S-U" are just a few. The slogan "Every Man A Wildcat" was popular in the '50s, '60s and early '70s, and once adorned the front of the Ahearn Field House press box. Since the term referred to only one gender, however, it has faded.

Kansas State, itself, is referred to in many different shortened versions. The most popular is "K-State," which is used by alums, friends and journalists from coast to coast.

POWERCAT LOGO

One of the most recognizable athletic logos in the nation is the K-State Powercat. The logo was introduced by Bill Snyder shortly after his arrival in Manhattan as the attitude of the entire athletics department and university was changing.



Manhattan native Tom Bookwalter, in cooperation with head coach Bill Snyder, created the powerful logo that is a prominent feature on the K-State football helmet, at Wagner Field, on the back of the Dev Nelson Pressbox, clothing, flags, bottled water, vanity plates for cars and just about anywhere in Manhattan.

Previous logos used by the athletics department included a line drawing of a wildcat head and the "Willie the Wildcat" that is used today by the Alumni Association.

WILLIE WILDCAT

Willie, a student bedecked in an oversized Wildcat head, is Kansas State's No. 1 fan. Willie Wildcats are selected yearly by a panel appointed by the cheerleading coach. The mascot is a central part of athletic contests, but also attends functions around the state as an ambassador. Traditionally, the identity of the student portraying Willie is kept secret.

TOUCHDOWN I-XI

In 1922, Hall-of-Famer Charles Bachman asked alumni to consider donating an actual Wildcat to the school to serve as a mascot. KSAC alumni Herbert R. Groome and John E. McCoy, both veterinarians in Twin Falls, Idaho, donated "Touchdown I" to the school shortly after the animal was nursed back to health under their care. (The bobcat had an encounter with a porcupine, and his face and throat were punctured by numerous quills. Unfortunately, Touchdown I never fully recovered from its fight, dying of pneumonia shortly after arriving in Manhattan.)

Although several bobcats served as Kansas State's wildcat mascot since being introduced in 1922, the animals no longer attend K-State games. Touchdown XI, the 11th in the line, was kept at Manhattan's Sunset Zoo.

WABASH CANNONBALL

Everyone knows that familiar tune Wabash Cannonball. In fact, Wabash and K-State are almost synonymous. What many people do not know is how the song became an integral part of Wildcat athletics. In the fall of 1968 the department of music burnt down. Every piece of music in the building was destroyed. The only thing that was salvaged was what was in the band director's brief case. That included a piece of music titled the Wabash Cannonball. With an upcoming basketball game and no music, that left only one thing to do. The band members played the song loud and often. A song that originally had no connection to KSU became a second fight song.

TROPHY GAME

The Governor's Trophy Game between Kansas State University and the University of Kansas was initiated in 1969 by Gov. Robert Docking. The original traveling trophy was retired following the 1996 K-State victory. A new trophy was introduced following the 48-16 win at Manhattan in 1997. The trophy is presented to the winning team and coaches in the winner's dressing room immediately following each year's game.



1896 Team Traveling to First Game

GOOD FOR A WILDCAT FIRST DOWN!

It was 1993 and the first year of the new \$3.3 million press box. K-State's public address announcer began what would become a K-State tradition. After a Wildcat first down, he would say, "Good for a Wildcat first down." Throughout the 1993 season, the P.A. announcer did this ritual alone. However, at the beginning of the 1994 season the crowd started to join in on the catchy phrase and began to shout it with him. Now, with the addition of the first down and touchdown arm motions, K-State's P.A. announcer no longer even needs to finish the phrase as the Wildcat fans finish it for him.



"Good for a Wildcat..."

ROBINSON BREAKS COLOR BARRIER

In 1948, Harold Robinson graduated from Manhattan High School and prepared to become Kansas State's first black student-athlete. After sitting out the 1948 season as all freshmen were required, K-State head coach Ralph Graham in 1949 made Robinson the first African-American to receive an athletic scholarship in the Big Seven Conference.

Robinson, who passed away in May of 2006, was named an All-Conference center in 1950, his junior season, despite playing for a 1-9-1 K-State team. Robinson gained the considerable respect of opponents and fans despite the smoldering racism that was so pervasive during his playing days. He wasn't allowed to stay at the same hotel as his teammates on many road trips, instead staying in private residences. Hoyt Givens did not play in 1949, but joined Robinson on the varsity in 1950 as a non-scholarship player.

Following Robinson as a barrier breaker in Big Seven baseball in 1952 was Earl Woods, the father of golf superstar Tiger Woods. Other K-Staters instrumental in breaking down the color barrier were Gene Wilson in basketball in 1952, Veryl Switzer, Norman Mills, Clifford Bizek and Herman Wilson in track in 1953 and Don Harris in tennis in 1952. Switzer earned All-America honors in football and went on to be the fourth player selected in the NFL draft by the Green Bay Packers in 1954.



Harold Robinson

RING OF HONOR

Kansas State started a new tradition in 2002, as the football program announced the inaugural Ring of Honor Class. The distinction is designed to recognize those in the football program who have distinguished themselves on and off the field. Among the criteria considered is graduation from Kansas State with a student-athlete having been out of school for at least five years, quality of character, whether the person is an excellent representative of K-State and whether a person has achieved performance that warrants consensus All-America level status at K-State.

KEN OCHS COURAGE AWARD

Ken Ochs was a 6-foot, 208-pound long shot to make the K-State football team in 1966. The La Crosse, Kan., native made the K-State team but suffered a leg injury during that spring's drills. After his leg didn't respond to treatment, it was discovered that Ochs had a malignant bone tumor. His leg was amputated six inches above the knee. Ochs returned to K-State and earned his degree in the spring of 1969. By then, he was a manager for the football team, and the program had named an honor for personal courage in his name. Ochs died of cancer Oct. 3, 1969.

HARLEY DAY

A creation of former athletic director Max Urick, Harley Day, is one of the most popular days of the year for Wildcat fans. Led by Willie Wildcat, Harley Day participants, with their engines blaring,



Harley Day

ily Stadium, where they are greeted by a boisterous crowd.

GOLDEN CATS

One of the truly unique aspects of Kansas State football is the Golden Cats Program - a group of former K-State football players, managers, trainers, coaches and support staff who make contributions directly to the football program. The primary purpose is to bring together all of the past members of the football program, to provide opportunities for them to reunite and spend time with teammates of the past, support the student-athletes who presently represent their program and help unite Kansas State in a way never accomplished before.

The Golden Cat program was developed in 1990 with each Golden Cat making a financial contribution to help assist with capital improvements related to football. The Golden Cat Club is the strongest team-sport support group at K-State. The club has provided strong financial assistance through the purchase of such things as weight equipment, rehab equipment and computers for the Academic Learning Center.

For the Golden Cats, it's a great opportunity to give back to the program, plus they can witness first-hand how their contributions have enhanced the opportunities of football student-athletes. In turn, the Golden Cats truly remain a part of the program, while receiving various privileges such as the brass name plates, pregame tailgate parties, Golden Cat clothing, video tapes, game program recognition and other memorabilia.

take the short ride around the playing surface of Bill Snyder Fam-

Anderson Hall



Colleges of Kansas State University

- Agriculture
- Architecture, Planning and Design
- Arts and Sciences
- Business Administration
- Education
- Engineering
- Human Ecology
- Technology and Aviation
- Veterinary Medicine



It's a **great time** to be a **K-Stater!** One of the **nation's elite universities**, Kansas State is a **national leader** among public universities in the total number of **Rhodes, Marshall, Truman, Goldwater,** and **Udall** prestigious **scholarship winners**. The university offers more than **250 majors** in nine colleges.

KANSAS STATE

UNIVERSITY

“If you **build it**, they will **come**. I know; **I was there**. I saw for **myself** in the **middle** of the **endless plains** of **Kansas**. I found a **field of dreams**; a **grand garden** a **mile square**, with a **hundred varieties** of **trees**, **immaculate landscapes**, [and] indigenous **limestone architecture** **sheltering a family** of **23,000 beautiful, young people**, **Kansas State University.**”

-- late radio icon **Paul Harvey**



Historic Hale Library

What will K-State look like in 2025? K-Staters have an idea. President Kirk Schulz, Provost April Mason, students, staff and alumni are working toward the goal of becoming recognized nationally as a top 50 public research university in the next 13 years. To do that the university is working to boost total research and development expenditures, the total endowment and the number of undergraduate students involved in research, among other goals. In many ways K-State is already well on its way to meeting this goal. Check out the progress at www.k-state.edu/2025.

History and Location

Founded on Feb. 16, 1863, Kansas State University is the first public institution of higher education in Kansas and the first operational land-grant university. It was located on the grounds of the old Blumont Central College, which was chartered in 1858. The university moved to its present site in 1875.

Throughout its history, K-State's mission has been rooted in the principles set forth in the Morrill Act: to provide teaching, research and service to the citizens of Kansas and beyond.

The 644-acre wooded main campus with historic limestone buildings is located in northern Manhattan (population 52,000) and is convenient to both business and residential districts. It is located 125 miles west of Kansas City in the rolling Flint Hills of northeast Kansas. The university also has a campus in Salina and the Olathe campus in the Kansas City metro area. The K-State Salina campus offers master's, bachelor's and associate's degrees. The Olathe campus offers master's and doctoral-level curricula and research in animal health and food safety and security. K-State also has numerous extension fields, offices and other facilities in Kansas and Nebraska.

The university hosts the prestigious Landon Lectures on Public Issues, honoring the late Kansas statesman Alfred M. Landon. Since 1966 the series has featured more than 150 nationally prominent speakers. Past speakers include U.S. Supreme Court Associate Justice Sonia Sotomayor, and presidents Richard Nixon, Jimmy Carter, Gerald Ford, Richard Nixon, Ronald Reagan, George H.W. Bush, George W. Bush and Bill Clinton.

One of the six universities governed by the Kansas Board of Regents, Kansas State University continues to fulfill its historical educational mission in teaching, research and public service.

Student Achievement

Academic achievement of the institution is drawing national acclaim as well. Kansas State University is a national leader among public universities in the total number of Rhodes, Marshall, Truman, Goldwater and Udall prestigious scholarship winners.

K-State students have an outstanding record when it comes to winning national competitions. K-Staters have placed in the top five in areas like robotics, debate, forensics, aviation, construction science, architecture, leadership and more.



Academic Recognition

- K-State's art program in the College of Arts and Sciences is one of the top 287 of 3,000 art programs in the country, based on accreditation statistics from the National Association of School of Art and Design.
- The K-State Department of Physics is the only department in the nation to have two national professors of the year recognized by The Carnegie Foundation for the Advancement of Teaching and the Council for Advancement and Support of Education (CASE).
- DesignIntelligence magazine ranked all three of the College of Architecture, Planning & Design's eligible programs among the Top 10 programs in the nation.
- The Association to Advance Collegiate Schools of Business ranked K-State's College of Business among the top 10% of business schools in the U.S. that are accredited in both the business and accounting programs.
- The College of Engineering is ranked 10th in the nation by US News & World Report among land-grant universities without medical schools.
- The K-State College of Agriculture is a top ten undergraduate program when considering increasing enrollment, competition team success, faculty recognition, and graduate and veterinary school acceptance.
- U.S. News and World Report ranks graduate programs in the College of Education 41st in the nation, 4th among Big 12 universities, and 6th among land-grant universities without medical schools.
- The College of Human Ecology is ranked as one of the top 10 Colleges of Human Ecology in the United States by the USDA Food and Agricultural Education Information System.
- The College of Technology and Aviation is one of the top five aviation colleges in the U.S. with opportunities to fly in fixed wing aircrafts, gliders, a helicopter, and a jet.



Holton Hall

- Kansas State University had a record amount of research funding during the 2009-2010 fiscal year. The university received more than \$147.6 million from 953 awards. During the past two years, K-State has seen a nearly \$30 million increase in research awards despite the recession.
- K-State also was issued 11 patents in 2010 -- the highest number received since the 2003-2004 fiscal year.
- K-State was selected as one of 115 institutions to receive the 2010 Community Engagement Classification from the Carnegie Foundation. The classification honors higher education institutions that collaborate with their larger communities and understand the benefits of a reciprocal exchange of knowledge and resources.
- Kansas State University is the only private or public university in Kansas to make The Princeton Review's guide to green colleges for the third straight year.
- The School of Leadership Studies building has received a LEED gold certification from the U.S. Green Building Council. It's believed this is the first building at a Kansas higher education institution to be LEED certified.
- K-State's office of student financial assistance distributes more than \$200 million annually in federal, state, university and private aid. K-State awards more than \$16 million annually in scholarships. K-State employs more than 7,000 students who together earn more than \$15 million.
- Because of K-State's expertise in animal health and food safety, Manhattan was chosen by the U.S. Department of Homeland Security as the site for the National Bio and Agro-Defense Facility, a federal animal health laboratory. The facility will be adjacent to K-State's campus, bringing hundreds of animal health researchers.

K-State is a **national leader** among public universities in the total number of Rhodes, Marshall, Truman, Goldwater and Udall scholarship winners. For Truman and Goldwater scholars, K-State is the **all-time No. 1 in the nation** among public universities. In 2010-2011 K-State students earned Truman, Udall, Goldwater, Fulbright and Hollings scholarships and Boren and Fulbright fellowships.



Alumni Center




Leadership Studies

K-State 2025



Above: K-State's award-winning Student Union



Right: Fairchild Hall

Below: Jardine student housing complex



Student Life

- Students surveyed by CampusSplash.com ranked K-State No. 6 for best overall residence halls and No. 3 for best residence assistants in the country.
- Fiedler Engineering Library at K-State made TechFlesh.com's list of the 10 best college computer labs. The list touts the library's sprawling size of 20,000 square feet, Fiedler Hall has a high-tech auditorium and small team learning rooms that are wired for the information age, as well as a library that is nearly 100 percent electronic.
- Ninety-nine percent of four-year alumni would recommend the university to prospective students.
- A K-Stater won the national championship in persuasion at the American Forensics Association-National Individual Events Tournament. She is K-State's 28th national champion since the forensics team began in 1976. She's also K-State's eighth national champion in persuasion.
- K-State won its third national debate championship since 1991 when the team won the Cross-Examination Debate Association's national tournament. A K-Stater also was named the Debater of the Year at the tournament.
- Kansas State University's Black Student Union has been named the most outstanding black student government council in the Big 12 Conference five out of the last seven years.
- K-State's Ebony Theatre is one of the only collegiate theater companies in the region devoted to the presentation of works written by African-American playwrights or works specifically about the struggles associated with the lives of African-Americans.
- Kansas State University students earned 27 awards at the overall Kansas Association of Broadcasters' 2012 Student Broadcast Awards competition at the collegiate level.

College of Agriculture

Interim Dean: John Floros - 785.532.7137; **Email:** TBD

- The Dairy Judging Team placed third overall at the Western National Intercollegiate Dairy Judging Contest, the highest ever finish for the university in the contest. This year's event was in Richmond, Utah. May 2012
- Kansas State University is the only American university invited to participate in a six-year plant pathology and entomology research collaboration with Australia's Plant Biosecurity Cooperative Research Centre, or CRC. The center is a consortium of Australia's leading governmental research institutions and universities. Through this partnership, K-State and Australian researchers will study emerging plant diseases and insect pests that threaten U.S. and Australian agricultural systems, and develop new strategies and technologies to defend against these threats. Additionally, this initiative is expected to begin academic exchanges between K-State and many of Australia's universities. February 2012
- **Majors:** General Agriculture; Agribusiness; Agricultural Economics; Agricultural Education; Agricultural Communications and Journalism; Agricultural Technology Management; Agronomy; Animal Sciences and Industry; Bakery Science and Management; Feed Science and Management; Food Science and Industry; Horticulture; Milling Science and Management; Park Management and Conservation; Veterinary Medicine/Pre-veterinary medicine; Wildlife and Outdoor Enterprise Management.



John Floros



Debbie Mercer

Dean: Debbie Mercer - 785.532.5525; **Email:** dmercer@k-state.edu

- K-State graduates more teachers each year than any other university in Kansas.
- The college houses one of the largest undergraduate majors (elementary education) and the largest graduate program (English as a Second Language) in the university.
- Ethics and morals are award-winning priorities and practices at Kansas State University's College of Education, which has been honored with the 2012 Best Practice Award for Professional Ethics and Moral Dispositions in Teacher Education from The American Association of Colleges for Teacher Education.
- Students from throughout the country and Canada enroll in the award-winning graduate certificate program in academic advising and the online master's degree in academic advising.
- Programs are nationally recognized as evidenced by the 2011 Exemplary Professional Development School Achievement Award by the National Association for Professional Development Schools for the College's clinical model of classroom experiences, the 2010 Award for Underserved Populations by the Association for Continuing Higher Education for the Elementary Education AccessUS program, and the 2010 Distinguished Program in Teacher Education from the American Association of Teacher Education for the elementary education program.
- **Majors:** Adult and continuing education, Educational administration and leadership, Elementary education, Secondary education, Special education, and Counseling and student development.

College of Architecture, Planning & Design

Dean: Tim de Noble - 785.532.5950; **Email:** tdenoble@k-state.edu

- Accredited five-year master's degrees in architecture, interior architecture & product design, landscape architecture, and regional & community planning. This combination of disciplines makes the college one of the most comprehensive in the nation.
- The architecture program has been highly ranked in a nationwide employer survey. In 2012, the program was ranked 5th in the nation.
- The interior architecture & product design program has been in the top 8 nearly every year the employer study has been conducted. In 2012, the graduate interior architecture & product design program was ranked seventh in the nation.
- The landscape architecture program has been ranked in the top 8 during all eight years of the study. The graduate landscape architecture program was ranked third in the nation in 2012.
- **Degrees:** Master of Architecture, Master of Science in Architecture, Master of Interior Architecture & Product Design, Master of Landscape Architecture, Master of Regional & Community Planning, and PhD in Environmental Design & Planning.



Tim de Noble

College of Engineering

Dean: John R. English - 785.532.5590; **Email:** jenglish@k-state.edu

- Home to the Institute for Environmental Research, K-State engineering claims the first facility of its kind in the world on a college campus.
- The National Gas Machinery Laboratory, the natural gas industry's leading independent turbocharger research and development test facility, is a 13,000-square-foot educational and testing laboratory within the college.
- The Civil Infrastructures Systems Laboratory at K-State houses one of six accelerated testing facilities in the nation, capable of testing large-scale pavement, structural, and bridge elements.
- K-State architectural engineering is one of the top three ARE programs in the nation and is a recipient of the American Society of Civil Engineers' Walter LeFevre Award, given for outstanding promotion of licensure, ethics and professionalism.
- The TRIGA Mark II nuclear reactor, operated by the mechanical and nuclear engineering department, is the fifth highest-powered university research reactor in the United States and is the only university research reactor in an 11-state contiguous region of the Great Plains.
- **Academic programs:** architectural engineering and construction science, biological and agricultural engineering, chemical engineering, civil engineering, computing and information sciences, electrical and computer engineering, industrial and manufacturing systems engineering, mechanical and nuclear engineering.



John English

College of Arts and Sciences

Dean: Peter Dorchout - 785.532.6900; **Email:** dorchout@k-state.edu

- Contains more than 25 reporting units and offers a number of special programs and secondary majors. The College teaches more than 55 percent of all credits taught each year.
- Every student will take classes from the College of Arts and Sciences.
- Home to many of K-State's top students, the college has produced eight of school's 12 Rhodes Scholars and 23 of the university's 28 Truman Scholars.
- Encompassing studies in the natural sciences, social and behavioral sciences, humanities and fine arts, the college offers more than 69 degree programs and pre-professional options.
- **Majors:** American Ethnic Studies, Anthropology, Art, Biochemistry, Biology, Chemistry - Chemical Science, Clinical Laboratory Science, Economics, English - Creative Writing, Literature, and Literature with Teaching Certificate, Fisheries, Wildlife & Conservation Biology - BioDiversity & Conservation, Fisheries Ecology & Management, and Wildlife Ecology & Management, Geography, Geology, History, Humanities, Kinesiology, Life Sciences, Journalism and Mass Communications, Mathematics, Microbiology, Modern Languages - French, German, Russian, and Spanish, Music Education, Music, Applied Music, Philosophy, Physical Science, Physics, Political Science, Psychology, Social Science, Social Work, Sociology - Criminology, Communication Studies, Statistics, Theatre - Dance, and Women Studies. **Pre-Professional Programs:** Pre-Law, Pre-Chiropractic Medicine, Pre-Health Information Management, Pre-Occupational Therapy, Pre-Pharmacy, Pre-Physical Therapy, Pre-Medicine, Pre-Dentistry, Pre-Optomety, Pre-Nursing, Pre-Physician Assistant, Pre-Veterinary Medicine.



Peter Dorchout

College of Human Ecology

Dean: Virginia Moxley - 785.532.5500; **Email:** moxley@k-state.edu

- The college focuses on teaching, research, and service programs that support the quality of human life.
- The college ranks second nationally among peer institutions reporting to the Food and Agricultural Education Information System.
- The nutrition and kinesiology undergraduate program is the largest in the nation.
- The undergraduate interior design program is ranked 3rd out of 167 CIDA-accredited programs as published in the Almanac of Architecture and Design.
- Mary Molt, assistant professor of hospitality management and dietetics in the College of Human Ecology, received the Gold Plate award, the highest honor given by the International Foodservice Manufacturers Association.
- **Majors:** Apparel and textiles (apparel marketing; apparel design and production); Athletic training; Communication sciences and disorders; Dietetics; Early childhood education; Family and consumer sciences education; Family studies and human services; Hotel and restaurant management; Human ecology; Interior design; Nutrition and kinesiology; Nutritional sciences; Personal financial planning; Public health nutrition; Secondary majors in gerontology (interdisciplinary) and gerontology/long-term care administration (interdisciplinary); Certificate program in conflict resolution; Academic minor in conflict analysis and trauma studies; Human nutrition; concurrent BS and MS programs in Hospitality management.



Virginia Moxley

College of Business Administration

Dean: Ali Malekzadeh - 785.532.7227; **Email:** malekzadeh@k-state.edu

- The College of Business Administration is among the 10% of business schools in the United States that are accredited in both the business and accounting programs by The Association to Advance Collegiate Schools of Business (AACSB).
- AACSB International, the premier accrediting association for business schools, recognizes the K-State Ethics Education program on its Ethics Education Resource Webpage identifying "Effective Practices" in Ethics Education.
- Ninety percent or more of the college's graduates are gainfully employed or enrolled in graduate programs within three months of their graduation.
- The college is home to the Center for the Advancement of Entrepreneurship (CAE), a newly formed venture that represents a major focus of the university, developing an understanding of the Entrepreneurial culture and process - from idea generation to the implementation of the new business venture.
- The Center for Leadership helps Kansas businesses and non-profit organizations with management questions; shares knowledge about managing and leading organizations through training, workshops, coaching and sponsors research on topics in business leadership.
- The college has developed an innovative new graduate certificate in Management of Animal Health Related Organizations. The certificate is a result of collaboration with the College of Veterinary Medicine, the K-State Beef Cattle Institute and industry leaders in the area of animal health. The certificate will serve as an excellent link to firms of the animal health corridor located between Manhattan, Kan., and Columbia, Mo., and employees of the National Bio and Agro-Defense Facility (NBAF).
- **Majors:** Accounting, Business Administration, Entrepreneurship, Finance, Management, Marketing, Management Information Systems (MIS).



Ali Malekzadeh

Kansas State University Salina - Technology and Aviation

Dean: Verna Fitzsimmons - 785.826.2601; **Email:** TBD

- One of the nation's top five aviation programs
- Home of the Applied Aviation Research Center focusing on Unmanned Aircraft applications.
- Served as mission control for two of Steve Fossett's round-the-world, recording-setting flight.
- **Majors:** Degrees in Arts Sciences & Business, Aviation, Engineering Technology and Human Ecology. New Professional Master of Technology graduate program.



Verna Fitzsimmons

College of Veterinary Medicine

Dean: Ralph Richardson - 785.532.5660; **Email:** vetdean@k-state.edu

- One of the nation's leading veterinary colleges with a continual commitment to stellar teaching since 1905.
- Opportunities provided to work with house pets, horses, livestock and exotic animals.
- Some research specialties include infectious diseases - especially those associated with agro- and bio-defense, beef production, epithelial function in health and disease, vector-borne diseases, food safety and security.
- Annually, 14,000 animals are treated at the Veterinary Medicine Complex, which is staffed to treat animals from the house cat to exotic tigers.
- Professional students earn their Doctor of Veterinary Medicine degrees while completing the curriculum.



Ralph Richardson



Craig Bolerjack

B.S. Journalism '77
"The NFL on CBS" Announcer




Sam Brownback

B.S. Economics '79
Governor of Kansas



Dr. Jim Isch

B.A., Accounting '72
Chief Operating Officer, NCAA



Pat Roberts


B.S. Journalism '58
U.S. Senator



Warren Staley

B.S. Electrical Engineering '65
Chairman Emeritus of Cargill, Inc.

Kirstie Alley, Actress in "Cheers", "Veronica's Closet" and "Dancing with the Stars"
Thane Baker, Olympic gold medalist in track and field
John Bilbrey, President of Hershey North America
Rolando Blackman, Former NBA All-Star and current Dallas Mavericks director of basketball development
Joseph Boakai, Vice President of Liberia
Craig Bolerjack, Play-by-Play Announcer, "The NFL on CBS" and "Voice of the Utah Jazz"
Erin Brockovich, environmental activist, the movie, *Erin Brockovich*, is patterned after her life
Sam Brownback, Current Governor of Kansas and former Republican candidate for the 2008 U.S. Presidency
Susan Buchanan, Co-founder of Aurum Software
Bill Buzenberg, Executive Director of the Center for Public Integrity
John Carlin, Former Governor of Kansas and former Archivist of the United States
Jim Colbert, Retired Professional golfer, leading money winner on the 1995 and 1996 Senior Tour
Del Close, Premier influence on modern improvisational theater
Hashim Dabbas, Energy Minister of Jordan
Herbert Dimond, inventor of the snooze alarm clock
DeLoss Dodds, Athletics Director at the University of Texas
Paul Edgerley, Managing Director of Boston's Bain Capital
Paul C. Fisher, President of Fisher Pen Company (invented space pen for NASA)
Marlin Fitzwater, Press Secretary for both Presidents Ronald Reagan and George H.W. Bush
Margaret Grosh, Senior economist at The World Bank
Kenny Harrison, Olympic gold medalist triple jumper
Kirby Hocutt, Athletics Director at Texas Tech University
John Hofmeister, Founder and Chief Executive of Citizens for Affordable Energy
Velina Houston, Award-winning playwright and screenwriter for PBS and 20th Century Fox
Carl Ice, Executive Vice President and COO, Burlington Northern Santa Fe Railway
Jim Isch, COO and former Interim President of the NCAA
Ed King, Retired chairman of the board, King Radio Corp.
Scott Kraft, National Editor, *Los Angeles Times*
Lon Kruger, Head Basketball Coach, University of Oklahoma
Jim Latham, Former commander U.S. Air Force Thunderbirds
Lynn Markel, Vice-president and CFO for Koch Industries, Inc.
Virgil Miller, Film special effects pioneer; Academy Award nominee
Richard Myers, Former Chairman of the U.S. Joint Chiefs of Staff
Bud Newell, inventor of Med Bed Medical Rescue Unit, used in the movie *Any Given Sunday*
Tim Orindgreff, guitarist for the hit music group Black Eyed Peas
Gary Patterson, Head Football Coach at Texas Christian University
Richard Pearson, Former President and COO of TWA and former senior vice president of American Airlines.
George Peterson, President of the Georgia Institute of Technology
Bill Porter, Founder and chairman emeritus of E-Trade
Donald G. Prigmore, President of GTE-Sprint
Samuel Ramey, Basso cantante with New York City Opera
Constance Ramos, Former architect on the ABC Television show, "Extreme Makeover: Home Edition"
John Rhodes, Retired Minority Leader of the U.S. House of Representatives
Pat Roberts, Current U.S. Senator from Kansas
Bernard Rogers, Former NATO Supreme Allied Commander
Neera Singh, Pioneer in the development of cellular technology
John Slaughter, Former president of Occidental College and former head of the National Science Foundation
Austra Skujyte, 2004 Olympic silver medalist in the heptathlon
Pete Souza, White House photographer
Warren Staley, Chairman Emeritus of Cargill Inc., the largest privately-owned corporation in the U.S.
Eric Stonestreet, Emmy Award winning actor on ABC sitcom "Modern Family"
Bob Stull, Athletics Director at University of Texas-El Paso
Jay Ungar, Grammy Award-winning composer and performer
Jerry Wexler, influential producer at Atlantic Records inducted into the Rock and Roll Hall of Fame in 1987
Dr. Sheahon Zenger, Athletics Director at the University of Kansas



Environmental activist
Erin Brockovich



Guitarist for the hit pop group, Black Eyed Peas
Tim Orindgreff



Emmy Award Winning Actor on the ABC sitcom, "Modern Family"
Eric Stonestreet



Retired Pro golfer **Jim Colbert**, leading moneywinner on the 1995 and 1996 Senior Tour



DR. KIRK SCHULZ

University President - Fourth Year - Virginia Tech '86

Kirk H. Schulz was selected as the 13th president of Kansas State University in February 2009 by the Kansas Board of Regents. In his first two years as president he has spearheaded visionary campus-wide goal-setting to move K-State forward — to be recognized as a Top 50 Public Research University by 2025. At the end of the K-State 2025 planning process the goal is to have a visionary plan that is inclusive of the K-State family, is exciting and innovative, and most importantly, is a plan that has enjoyed campus-wide involvement and participation. Learn more.

Other recent highlights include:

• **Fundraising and Development**

This past year, fundraising by the Kansas State University Foundation hit a record \$107 million.

• **Research and Scholarship**

Faculty researchers brought in a record high \$124.7 million in extramural funding.

• **Athletics**

Athletics currently has over \$100 million of facility improvements being constructed, including the new West Stadium Center at Bill Snyder Family Stadium.

• **Alumni**

With more than 40,000 members, K-State continues to be ranked No. 1 in the Big 12 for the 15th consecutive year for percentage of graduates who are members.

• **Government Relations**

Worked with the Kansas Delegation, the Office of the Governor, and the Kansas Legislature to secure funding for the construction of the National Bio and Agro-Defense Facility (NBAF).

• **Communications and Marketing**

Combined web, video, publications, design, news services, photography and marketing into a one-stop shop to provide free services to campus; and launched a new university web-site (k-state.edu)

• **Student Life**

Maintained K-State's long-time status as the top choice among Kansas high school graduating seniors for fall 2011.

Schulz also holds the Kansas State University Leadership Professorship.

Prior to his appointment as president, Kirk served as vice president for research and economic development at Mississippi State University. He has also served on the faculty at Michigan Technological University and the University of North Dakota.

Kirk is active in several professional societies including the American Institute for Chemical Engineers and the American Society for Engineering Education. In recognition of achievements in the field of Chemical Engineering, he was selected as a Fellow in both the American Society of Engineering Education and the American Association for the Advancement of Science.

He is active in the Boy Scouts of America, and serves on the Executive Board of the Coronado Council. Kirk also serves various roles on the boards of Cereal Food Processors, the Greater Manhattan Community Foundation, the Kansas Bioscience Authority, and the Accreditation Board for Engineering and Technology. He is married to Dr. Noel Nunnally Schulz, who serves as the Paslay Professor of Electrical Engineering at Kansas State University. They have two sons — Timothy — a senior at Mississippi State University and Andrew — a senior at Manhattan High School. Kirk Schulz's parents are Carl and Judy Schulz, Norfolk, Va.

The Schulz File

Date Hired:

February 11, 2009

Alma Mater:

Virginia Tech, 1986
(B.S. Chemical Engineering)

Virginia Tech, 1991

(Ph. D. Chemical Engineering)

Birthdate:

May 11, 1963

Family:

Wife - Dr. Noel Nunnally Schulz
Children: Tim and Andrew

Follow on Twitter and Facebook:



kstate_pres (Twitter)
Kirk Schulz (Facebook)



The Schulz Family

President's Cabinet



Pat Bosco
VP of Student Life
and Dean of Students



Amy Button Renz
President and CEO of
the Alumni Association



Fred Cholick
President/CEO of KSU
Foundation



John Currie
Director of
Athletics



April Mason
Provost and Senior
Vice President



Jeff Morris
VP for Communications
and Marketing



Sue Peterson
Director of
Governmental Relations



Bruce Shubert
VP for Administration
and Finance



Jackie Hartman
Director of Community
Relations/Assistant to
the President



R.W. Trewyn
Vice President
for Research



JOHN CURRIE

Director of Athletics - Fourth Year - Wake Forest '93

The Currie File

Date Hired:
May 18, 2009

Alma Mater:
Wake Forest, 1993
(B.A. History)

Tennessee, 2003
(M.A. Sports Management)

Birthdate:
April 1, 1971

Family:
Wife - Mary Lawrence
Children: Jack, Virginia, Mary-Dell

Send John your thoughts:
kstatead@kstatesports.com

Read the latest letters from John at:
www.k-statesports.com/telljohn



Follow on Twitter:
john_currie

The Currie family on the iconic Anderson Hall lawn on campus: John, Mary Lawrence, Jack (right), Virginia (middle) and Mary-Dell (left)



Since John Currie's introduction as director of athletics on May 18, 2009, K-State's intercollegiate program has experienced a tremendous turn-around and enjoyed an unprecedented combination of athletic, academic and administrative accomplishments and national attention. With the vision of K-State president Kirk Schulz, the re-earned trust of Wildcat fans nation-wide and the efforts of K-State's outstanding coaching staff, Currie's rebuilt senior leadership team has turned an inherited deficit into national acclaim as the NCAA's most financially solvent program, initiated \$100 million in comprehensive athletic facility improvements and launched the nation's No. 1 premium digital network all while navigating the tumultuous waters of conference realignment and helping the Big 12 emerge ready for a new era of excellence.

Athletically Currie's tenure has been marked by across the board success. This past year, K-State advanced to the NCAA Sweet 16 in volleyball, finished No. 8 in the final BCS football rankings, earned an AT&T Cotton Bowl berth and went on to become the lone Big 12 school and one of only five in the nation to advance to a bowl and win games in the NCAA volleyball, men's basketball and women's basketball tournaments, while high jumper Erik Kynard won his second straight NCAA Outdoor Championship and qualified for the London Olympic games. The 2010-11 athletics year saw a record-number of teams advance to the NCAA postseason as the football team appeared in a bowl game, both basketball and baseball teams made the NCAA Tournament and both track and field teams finish in the Top 20, while piling up a 13-1 head-to-head record against in-state rival KU. Individually the Wildcats sported two NCAA championships in track & field, and women's tennis sensation Petra Niedermyerova was both Big 12 Player and Freshman of the Year.

From implementing a new communications plan the day he was introduced as K-State's 15th Athletics Director, to consistently emphasizing the importance of transparency and accountability as well as the student-athlete and fan experience, Currie has laid a solid foundation for K-State achieving its vision of a model intercollegiate athletics program.

K-State's fundraising efforts have been completely overhauled in Currie's tenure with a new emphasis on personal interaction and communication for Ahearn Fund donors of all levels. K-State supporters immediately responded by increasing gifts more than 50 percent versus the previous year, while fiscal year 2012's 25.8 million total means that cash giving has doubled since Currie's arrival in 2009.

K-State donors have stepped up with 11 private gifts in excess of \$1 million since fall 2009, enabling the department to begin construction in 2011 on the \$18 million Basketball Training Facility and building momentum towards the department's new comprehensive facility improvement benefitting all 444 Wildcat student-athletes. On April 28, 2012, ground was broken for Phase II of the Bill Snyder Family Stadium master plan thanks to a national effort that has included a \$5 million gift, the largest in the history of the department. An essential step in advancing K-State's competitive future, the \$75 million West Stadium Center will feature the traditional limestone of K-State's beautiful and historic campus and new amenities for all Wildcat fans including improved ADA access, 200% more general restroom and concession facilities as well as new revenue generating premium seat capacity. A key element of the facility will be a long desired training table to serve the nutritional needs of all K-State teams.

Providing K-State student-athletes a world-class experience is a priority as Currie's staff initiated new events such as the Powercat Choice Awards to showcase K-State's student-athletes and a special graduation reception and ring ceremony to honor their accomplishments on the field and in the classroom. K-State has claimed the Big 12's No. 1 graduation rate among all student-athletes in four of the last five years, while all Wildcat programs are also above the recently increased NCAA .930 APR standard.

Fiscal integrity is another key pillar of the K-State Pledge. Despite inheriting a \$2 million projected budget deficit on arrival in June 2009, Currie's staff instead achieved a first-year surplus of \$5 million, thanks to new measures promoting efficiency and cost containment, coupled with tremendous fundraising success. In May of 2011 USA Today recognized K-State as one of just 22 athletic departments in the nation to operate in a surplus in 2009-10 and one of only five to do so while decreasing expenses from the previous year. And, in May of 2012, ESPN.com recognized K-State's FY 2011 final budget margin as the nation's leader, ahead of traditional stalwarts Texas, Florida and Michigan.

Currie has negotiated and implemented new contracts for legendary football coach Bill Snyder, 2009 Big 12 Baseball Coach of the Year Brad Hill, K-State's all-time women's basketball and volleyball wins leaders Deb Patterson and Suzie Fritz, respectively, internationally renowned track and field coach Cliff Rovello, and rowing coach Pat Sweeney, who is a six-time Olympian. On March 31, 2012, Currie brought another coach of nationally respected integrity and ability to K-State, introducing 300-game winner Bruce Weber as the Wildcats' 24th head men's basketball coach.

Currie's award-winning Fan Experience staff has created new ticket initiatives that have led to the two largest home-opening football crowds in school history and eight sellout crowds at Bill Snyder Family Stadium under his tenure that rank among the school's Top 20. The Wildcats have also set new season total and average attendance records in baseball, sold a record number of season tickets for volleyball and had the largest average attendance increase in the nation in men's basketball while ranking in the top 25 the past two seasons in women's basketball attendance.

In an effort to support President Kirk Schulz's visionary K-State 2025 plan to move the University into the ranks of the top 50 public research institutions, the department has implemented a gradual phase-out of direct university funding as a source of revenue, enabling K-State to redirect those funds towards critical academic needs.

In August 2011, K-State capitalized on the Big 12's unique retained rights opportunities when it launched an exclusive, high-definition digital television network known as K-StateHD.TV, ensuring that all Wildcat volleyball, baseball, men's and women's basketball home contests are produced and distributed in HD format. The network provides a world-wide connection for K-State fans and alumni and has established the university as an international leader in programming, accessibility and exposure. In fact, K-State took over the No. 1 spot in total subscriptions across the CBS College Sports network, K-State's online network provider, and remains No. 1 almost one year later.

Currie received a signal national honor as one of only two intercollegiate athletics directors named to SportsBusiness Journal's 2011 prestigious Forty Under 40 list of national sports leaders. He was a featured AD panelist at the 2011 SportsBusiness Journal Intercollegiate Athletics Conference in New York and has served as a faculty member of the Division I-A Athletic Director's Institute. Currently a member of the NCAA Division I Administrative Cabinet and the Fiesta Bowl Board of Directors, Currie also serves the Big 12 as a member of the Game Management/Officiating Subcommittee as well as the Championship and Awards committee. Previously he served as president of the SEC development officers and chaired the 2007 CASE national athletic development conference. Currie earned his master's in sports management from Tennessee in 2003 and is a 1993 Wake Forest graduate.



A Model Intercollegiate Athletics Program

- A world-class student-athlete experience.
- Value to our University, community and state.
- Integrity and transparency in relation to ethics, finance and NCAA compliance.
- Championship-level athletic performances.
- The best fan experience in the Big 12 Conference.



SCOTT GARRETT
Assistant AD for Tickets
and Fan Strategies



KENNY LANNOU
Assistant AD for Communications



STACY MARTIN
Assistant AD for Business



CASEY SCOTT
Senior Associate AD for Operations
and Event Management



JILL SHIELDS
Senior Associate AD for Student Serv-
ices/Senior Woman Administrator



REID SIGMON
Senior Associate AD/COO



CHARLIE THOMAS
Senior Associate AD for Facilities



LAIRD VEATCH
Senior Associate AD for Strategic
Initiatives



CHAD WEIBERG
Senior Associate AD for Development



President's Advisory Committee on Athletics

Pictured: seated - Dr. Be Stoney, Jill Shields, Barbara Bachman, Libby Queen, Dr. Betsy Cauble and Dr. Melody LeHew; middle row standing, / to r - Ken Hughey, Dr. Kirk Schulz, Earl McVicker, Reid Sigmon, Jonathan Bahmani; back row standing, / to r, Jamie Vaughn, Dr. Phillip Marzluf, Roger McClellan and John Currie.



STEVE BIETAU
Women's Tennis | 29th year



SUZIE FRITZ
Women's Volleyball | 12th year



BRAD HILL
Baseball | 10th year



KRISTI KNIGHT
Women's Golf | 18th year



CASIE LISABETH
Women's Equestrian | 6th year



TIM NORRIS
Men's Golf | 16th year



DEB PATTERSON
Women's Basketball | 17th year



CLIFF ROVELTO
Track and Field | 25th year



MICHAEL SMITH
Cross Country | 8th year



BILL SNYDER
Football | 21st year

2011-12 K-STATE ATHLETICS YEAR IN REVIEW

Team	Overall	Big 12	Big 12	Big 12	NCAA
	W-L	W-L	Finish	Postseason	Postseason
Baseball	27-31	7-17	t-8th	Division 1 [1-2]	--
[M] Basketball	22-11	10-8	5th	Quarterfinals	NCAA Third Round
[W] Basketball	20-14	9-9	t-4th	Semifinals	NCAA Second Round
[M] Cross Country	--	--	--	8th	Midwest Regional [22nd]
[W] Cross Country	--	--	--	9th	Midwest Regional [14th]
[W] Equestrian	6-7	--	--	3rd	NCAA Championships
Football	10-2	7-2	2nd	--	AT&T Cotton Bowl
[M] Golf	--	--	--	9th	--
[W] Golf	--	--	--	8th	--
[M] Indoor Track	--	--	--	4th	NCAA Championships [t-44th]
[W] Indoor Track	--	--	--	7th	NCAA Championships [t-34th]
[M] Outdoor Track	--	--	--	4th	NCAA Championships [t-23rd]
[W] Outdoor Track	--	--	--	t8th	--
[W] Rowing	--	--	--	3rd	--
[W] Tennis	8-14	3-5	6th	Quarterfinals	NCAA Individual
[W] Volleyball	22-11	9-7	4th	--	NCAA Sweet 16

National Champions (1):
Erik Kynard (High Jump)

All-Americans (14):
Boglarka Bozzay (Indoor & Outdoor 800 meters), Sam Etsell (Equestrian), Jeffrey Julmis (60-meter hurdles), Tomas Kirielius (Decathlon), Ryann Kraiss (Pentathlon & Heptathlon), Jacquelyne Leffler (Outdoor Discus), Erik Kynard (Indoor & Outdoor High Jump), Mairead Murphy (Heptathlon), Petra Niedermayerova (Tennis), Kaitlynn Peiger (Women's Volleyball), Mantas Silkauskas (60-meter hurdles & Long Jump), Tyler Lockett (Football), Alyx Treasure (Indoor High Jump), Kyle Wait (Outdoor Pole Vault).

Academic All-Americans (8):
Tysyn Hartman (1st team - Football), Jacquelyn Bogstad (Equestrian), Jordan Cox (Equestrian), Chayna DeNicolo (Equestrian), Larissa Laffey (Equestrian), Alayna Warner (Equestrian), Rachel Webster (Equestrian), Rachel Wetherell (Equestrian).

All-Big 12 selections (24):
3 - Baseball, 1 - Cross Country, 4 - Women's Equestrian, 1 - Men's Basketball, 2 - Women's Basketball, 11 - Football, 2 - Women's Tennis

Academic All-Big 12 selections (92):
7 - Baseball, 8 - Women's Equestrian, 1 - Men's Basketball, 4 - Women's Basketball, 6 - Cross Country, 16 - Football, 22 - Women's Rowing, 2 - Men's Golf, 4 - Women's Golf, 3 - Women's Tennis, 13 - Track & Field, 6 - Women's Volleyball.

Specialty Awards:
Bill Snyder - Big 12 Coach of the Year, Arthur Brown - Big 12 Defensive Newcomer of the Year, Sam Etsell - Most Outstanding Performer at Big 12 Equestrian Championship, Tyler Lockett - Offensive Freshman of the Year, Ryann Kraiss - NCAA Elite 89 Award for Track & Field.



PATRICK SWEENEY
Women's Rowing | 10th year



BRUCE WEBER
Men's Basketball | 1st year



2011 National Coach of the Year Bill Snyder



MICHAEL BARTON
Athletics Operations



FRANK BERG
Athletics Operations



KAREN BIEHLER
Human Resources Specialist



R.J. BOKELMAN
Assistant Manager of Athletics Operations



MARLA BRANDON
Senior Accountant



TAMI BREYMEYER
Director of Licensing



JANA BUEHLER
Academic Learning Specialist



MIKE BURGE
Senior Video Engineer



DANNY CAVENDER
Assistant Strength & Conditioning Coach



MIKE CLARK
Director of Development



RON COOK
Director of Graphics Design



BRIAN CORDILL
Event Manager



PATRICK DELIN
Director of Information Technology



LON FLOYD
Assistant AJ/Development Events



LIANE FOWLER
Academic Counselor



SUMMER GEBHART
Assistant Athletic Trainer



LINDA GRUBBS
Athletics Receptionist



ANDREW HAMOR
Assistant Director of Development



JAMIE HAMOR
Academic Counselor



APRIL HAVENSTEIN
Accountant



MISSY HEIDRICK
Regional Director of Development



ERIC HOLDERNESSE
Assistant Director of Development



ADAM HOLSTE
Assistant Ticket Manager



ROGER JOHNSON
Academic Counselor



VICKI JONES
Executive Assistant to A.D.



PRESTON KOERNER
Assistant Video Producer



DIANA LOOMIS
Director of Operations - VB/Tennis



MARY LOUGH
Athletics Operations Accountant



CHELSEI MEDVED
Assistant Director of Ticket Ops



JAY MOLINE
Assistant Video Producer



JIM MULLER
Associate Director of Athletics Operations



ELIAS NOA
Athletics Operations



JEFF NORRIS
Compliance Coordinator



NICK PECENKA
Athletics Operations



CHAD PERKINS
Assistant Athletic Trainer



DIANNA PHILIPPI
Student Support Administrative Assistant



TERRY PITTMAN
Athletics Operations



ADAM PROUGH
Assistant Director of Fan Strategies



BRIAN SMOLLER
Sportscasting/Dir. of Powercat Vision



DAVE SMOLLER
Director of Internet Services



JONI SMOLLER
Director of Fan Experience/Sales



KYLE SNY
Academic Counselor



NOBU TAKASHIMA
Assistant Athletic Trainer



CRAIG TWEEDY
Assistant Athletic Trainer



KRISTIN WALLER
Life Skills Coordinator



NATE WARREN
Assistant Director of Development



VERA WHITE
Admin. Asst. - Compliance



CINDY WILLIAMS
Human Resources Manager



BRANDON YODER
Assistant Athletic Trainer

CONTACT INFORMATION

ADDRESS Kansas State Athletics Communications
 Bramlage Coliseum
 1800 College Avenue
 Suite 37
 Manhattan, Kan. 66502
 ATHLETICS COMMUNICATIONS PHONE 785.532.6735
 ATHLETICS COMMUNICATIONS FAX 785.532.6093
 DEV NELSON PRESS BOX 785.539.3423
 OFFICIAL WEBSITE www.k-statesports.com

Office of Athletics Communications

Kenny Lannou, Assistant AD for Communications/SID

Football/Administration

Office: 785.532.7977

Mobile: 785.587.7867

E-mail: klannou@kstatesports.com

Tom Gilbert, Assistant Director

Men's Basketball/Football Game Program

Office: 785.532.7979

Mobile: 785.587.7868

E-mail: tgilbert@kstatesports.com

Ryan Lackey, Assistant Director

Secondary Football/Baseball/Men's and Women's Golf

Office: 785.532.7708

Mobile: 785.587.7865

E-mail: rlackey@kstatesports.com

Randy Peterson, Assistant Director

Women's Basketball/Tennis/Equestrian

Office: 785.532.7975

Mobile: 785.587.7769

E-mail: rspete12@kstatesports.com

Dave Smoller, Director of Internet Services

Office: 785.532.0912

E-mail: smo@ksu.edu

David Wiechmann, Assistant Director

Volleyball/Track and Field/Rowing

Office: 785.532.7976

Mobile: 785.587.7866

E-mail: dwiech@kstatesports.com

Kelly Yoder, Office Manager

Office: 785.532.6735

E-mail: kelyoder@kstatesports.com

Photographer

Scott Weaver

Mobile: 816.260.0426

E-mail: scott@scottweaverphotos.com

Student Assistants

Sara Bielski

Michael Boeck

Tim Boucher

Ryan Chambers

Ricardo Cruz

Callie Friedrich

Haley Grant

Delayna Irvin

Emily McMillian

Marissa Olberding

Paul Payton

Jesse Piper

Trevor Tomanek

Caleb Wilson

ATHLETICS COMMUNICATIONS STAFF



KENNY LANNOU

Assistant AD for Communications



TOM GILBERT

Assistant Director



RANDY PETERSON

Assistant Director



RYAN LACKEY

Assistant Director



DAVID WIECHMANN

Assistant Director



KELLY YODER

Office Manager

ATHLETICS DEPARTMENT DIRECTORY

ATHLETICS DIRECTOR 785.532.6910

John Currie, Athletics Director
Vicki Jones, Executive Assistant to Athletics Director
Linda Grubbs, Athletics Department Receptionist

BUSINESS 785.532.6252

Reid Sigmon, Senior Associate Athletics Director/COO
Stacy Martin, Assistant Athletics Director/Business
Patrick Delin, Director of Information Technology
Marla Brandon, Senior Accountant
April Havenstein, Bookkeeper
Cindy Williams, Human Resource Manager
Karen Biehler, Human Resource Specialist

SPORTSCASTING/POWERCAT VISION 785.532.2700

Wyatt Thompson, Director of Sportscasting/Voice of the Wildcats
Brian Smoller, Sportscasting/Director of Powercat Vision/K-StateHD.TV
Norm Burge, Senior Video Engineer
Preston Koerner, Assistant Video Producer
Jay Moline, Assistant Video Producer

COMPLIANCE 785.532.3990

TBD, Associate Athletics Director/Compliance
Daren Koudele, Director of Compliance
Jeff Norris, Compliance Coordinator
Vera White, Compliance Assistant

DEVELOPMENT 785.532.7932

Laird Veatch, Senior Associate Athletics Director/Strategic Initiatives
Chad Weiberg, Senior Associate Athletics Director/Development
Lon Floyd, Asst. Athletics Director/Development Events
Mike Clark, Senior Director of Development
Missy Heidrick, Regional Director of Development
Andrew Hamor, Assistant Director of Development
Eric Holderness, Assistant Director of Development
Nate Warren, Assistant Director of Development

EQUIPMENT 785.532.7013

Will Rodecap, Head Equipment Manager
Al Cerbe, Football Equipment Manager

EVENT MANAGEMENT 785.532.7713

Casey Scott, Senior Associate Athletics Director/Operations and Event Mgt.
Brian Cordill, Event Manager

FACILITIES/OPERATIONS 785.532.7276

Charlie Thomas, Senior Associate Athletics Director
Jim Muller, Associate Director/Athletics Operations
RJ Bokelman, Asst. Manager/Athletics Operations
Mary Lough, Athletics Operations Accountant

FAN EXPERIENCE/SALES 785.532.6911

Scott Garrett, Assistant AD/Tickets and Fan Strategies
Joni Smoller, Director of Fan Experience and Sales
Adam Prough, Assistant Director of Fan Strategies
Ron Cook, Director of Graphic Design
Dannielle Ruoff, Head Cheer Coach

SPORTS MEDICINE 785.532.5880

Matt Thomason, Head Athletic Trainer
Mindy Hoffman, Assistant Athletic Trainer
Brandon Yoder, Assistant Athletic Trainer
Chad Perkins, Assistant Athletic Trainer
Summer Gebhart, Assistant Athletic Trainer
Nobu Takashima, Assistant Athletic Trainer

STRENGTH/CONDITIONING 785.532.7015

Chris Dawson, Head Strength and Conditioning Coach
Danny Cavender, Assistant Strength Coach
Ben Fleming, Assistant Strength Coach
Darren Honeycutt, Assistant Strength Coach
Corey Meredith, Assistant Strength Coach
Jimmy Price, Assistant Strength Coach

STUDENT-ATHLETE SERVICES 785.532.5190

Jill Shields, Senior Associate Athletics Director/SWA
Ragean Hill, Program Director for Football Academics
Kristin Waller, Life Skills Coordinator
Liane Fowler, Academic Counselor
Jamie Hamor, Academic Counselor
Roger Johnson, Academic Counselor
Kyle Sny, Academic Counselor
Dianna Philippi, Administrative Assistant

TICKET OPERATIONS 800.221.CATS

Scott Garrett, Assistant AD/Tickets and Fan Strategies
Adam Holste, Assistant Director
Chelsi Medved, Assistant Director

UNIVERSITY INFORMATION

LOCATION: Manhattan, Kan. 66502
 FOUNDED: 1863
 ENROLLMENT: 23,588
 PRESIDENT: Dr. Kirk Schulz (Virginia Tech '86)
 ATHLETICS DIRECTOR: John Currie (Wake Forest '93)
 FACULTY ATHLETICS REP: Dr. Be Stoney
 CONFERENCE: Big 12
 NICKNAME: Wildcats
 COLORS: Purple (PMS 268) and White
 BAND: Pride of Wildcat Land
 SCHOOL FIGHT SONG: Wildcat Victory

FOOTBALL INFORMATION

FIRST YEAR OF FOOTBALL: 1896
 OVERALL RECORD (Years): 475-613-41 (116)
 BOWL RECORD: 6-9
 LAST BOWL: 2012 Cotton Bowl (Lost vs. Arkansas 29-16)
 STADIUM: Bill Snyder Family Stadium (50,000)
 YEAR OPENED: 1968 (as KSU Stadium)
 PLAYING SURFACE: Wagner Field (AstroTurf Gameday Grass 3D, 2011)
 2011 RECORD: 10-3
 BIG 12 RECORD (Finish): 7-2 (2nd)
 FINAL ASSOCIATED PRESS RANKING: 15
 FINAL USA TODAY COACHES' POLL RANKING: 16
 FINAL BCS RANK: 8
 LETTERMEN RETURNING (O/D/S): 44 (21/20/3)
 LETTERMEN LOST (O/D/S): 22 (10/12/0)
 STARTERS RETURNING (O/D/S): 17 (8/6/3)
 STARTERS LOST (O/D/S): 8 (3/5/0)
 BASE OFFENSE: Pro-set
 BASE DEFENSE: Multiple

FOOTBALL STAFF

HEAD COACH: Bill Snyder (William Jewell '63)
 KANSAS STATE RECORD: 159-83-1
 CAREER RECORD: Same
 ASSOCIATE HEAD COACH/SPECIAL TEAMS COORDINATOR: Sean Snyder
 CO-OFFENSIVE COORDINATOR/RB/TE: Dana Dimel
 CO-OFFENSIVE COORDINATOR/QB: Del Miller
 DEFENSIVE COORDINATOR/DB: Tom Hayes
 DEFENSIVE RUN GAME COORDINATOR/DEFENSIVE ENDS: Joe Bob Clements
 DEFENSIVE LINE: Mo Latimore
 OFFENSIVE LINE: Charlie Dickey

LINEBACKERS: Mike Cox
 WIDE RECEIVERS: Michael Smith
 OFFENSIVE GA: Scott O'Hara
 DEFENSIVE GA: Blake Seiler
 ASSISTANT DIRECTOR OF FOOTBALL OPERATIONS: Inge Jorgensen
 STRENGTH AND CONDITIONING COACH: Chris Dawson
 ATHLETIC TRAINER: Matt Thomason
 EQUIPMENT MANAGER: Al Carbe
 VIDEO SPECIALIST: Scott Eilert

TICKET INFORMATION

SEASON TICKETS (7 Home Games)
 Public Chairbacks: \$355 (Sold Out)
 Public Bench: \$320
 Public North Endzone: \$210
 Faculty/Staff Chairbacks: \$285 (Sold Out)
 Faculty/Staff Bench: \$255
 Young Alumni: \$195
 K-State Students: \$295/\$235/\$150
 Endzone Fun Zone 4-Pack: \$699

INDIVIDUAL GAME TICKETS
 Missouri State (Sept. 1): \$35/\$25
 Miami (Sept. 8): \$85/\$75
 North Texas (Sept. 15): \$35/\$25
 KU (Oct. 6): \$85/\$75
 Texas Tech (Oct. 27): \$65/\$55
 Oklahoma State (Nov. 3): \$65/\$55
 Texas (Dec. 1): \$65/\$55

INDIVIDUAL ROAD GAME TICKETS
 at Oklahoma (Sept. 22): TBD
 at Iowa State (Oct. 13): \$65/\$40
 at West Virginia (Oct. 20): \$80/\$60/\$55
 at TCU (Nov. 10): \$60/\$45
 at Baylor (Nov. 17): \$50/\$35

KANSAS STATE ATHLETICS TICKET OFFICE

ADDRESS: 1800 College Avenue
 Bramlage Coliseum, Suite 146
 Manhattan, Kan. 66502
 PHONE: 1.800.221.CATS or 785.532.7606
 FAX: 785.532.7689

On the Road with the Cats

AT OKLAHOMA [Sept. 22]

Embassy Suites
 2501 Conference Dr.
 Norman, Okla.
 Phone: (405) 364-8040


AT IOWA STATE [Oct. 13]

Quality Inn & Suites
 2601 E 13th St.
 Ames, Iowa
 Phone: (515) 232-9260


AT WEST VIRGINIA [Oct. 20]

DoubleTree Pittsburgh
 340 Racetrack Rd.
 Washington, Penn.
 Phone: (724) 222-6200


AT TCU [Nov. 10]

Crowne Plaza Fort Worth South
 100 Altamesa East Blvd.
 Fort Worth, Texas
 Phone: (877) 410-6679


AT BAYLOR [Nov. 17]

Clarion
 801 S 4th St.
 Waco, Texas
 Phone: (254) 757-2000


OFFICIAL WEBSITE - K-STATESPORTS.COM


The K-State Athletics Department's official website, www.k-statesports.com, provides a wealth of information on each of K-State's varsity sports. With the launching of a new and improved site, operated by the cbssports.com College Network, fans and media can access everything from the most current media guide to game notes, recaps, schedules, rosters, statistics and biographies on k-statesports.com. Special up-close features, all-access clips, behind-the-scenes vignettes and highlights are also on K-StateHD.TV, while fans can also listen to all Wildcat radio broadcasts online, free of charge.

DIRECTIONS TO KANSAS STATE

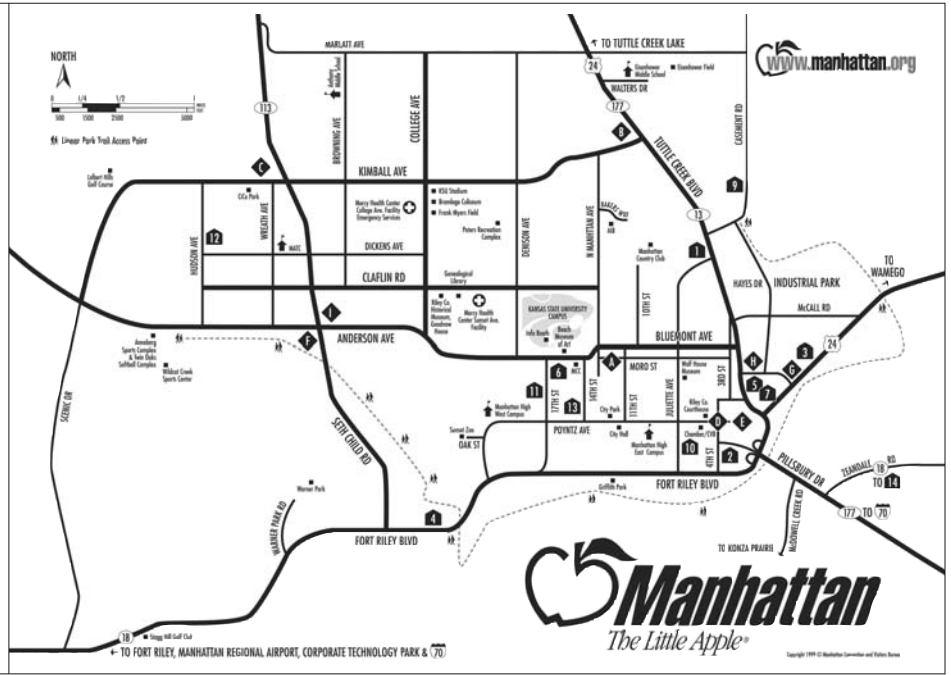
From the West (Manhattan Airport)

Take Kansas Highway 18 East into Manhattan. Exit at Kansas 113 (Seth Childs Road, heading North). Stay on Seth Childs Road until reaching the Kimball Avenue exit. Turn right onto Kimball and follow it one mile to College Ave. Bill Snyder Family Stadium will be on the right.

From the East (Kansas City)

Exit I-70 at Highway 177 (exit 313) and head North on 177 until reaching Manhattan. Turn left on Tuttle Creek Blvd. Head North on Tuttle Creek until reaching Kimball Ave. Turn left on Kimball and go two miles to College Ave. Bill Snyder Family Stadium will be on the left.

Hotels and Motels: 1. Days Inn; 2. Fairfield Inn; 3. Hampton Inn; 4. Clarion Hotel; 5. Motel 6; 6. Holiday Inn at the Campus; 7. Super 8.
Bed and Breakfast Inns: 9. Casement Inn; 10. Colt House Inn; 11. The Fairchild Inn; 12. Guest Haus B & B; 13. The Morning Star B & B; 14. Prairie Flower B & B.
Shopping Centers: A. Aggieville; B. Candlewood; C. Main Street; D. Manhattan Town Center; E. Plaza West; F. Town East; G. Wal-Mart Center; H. Westloop



LODGING

Clarion Hotel 530 Richards Drive.....	785.539.5311
Comfort Inn 150 E. Poyntz Ave.	785.770.8000
Comfort Suites 1020 Hostetler Dr.	785.539.9449
Courtyard By Marriott - Junction City 310 Hammons	785.210.1500
Days Inn 1501 Tuttle Creek Blvd	785.539.5391
Fairfield Inn by Marriott 300 Colorado St.	785.539.2400
Guest Haus Bed & Breakfast 1724 Sheffield Circle	785.776.6543
Hampton Inn 501 E. Poyntz	785.539.5000
Hilton Garden Inn 410 S. 3rd St.	785.532.9116
Holiday Inn at the Campus 17th & Anderson.....	785.539.7531
Motel 6 510 Tuttle Creek Blvd.....	785.537.1022
Parkwood Inn and Suites 505 S 17th St.	785.320.5440
Super 8 200 Tuttle Creek Blvd.....	785.537.8468

TRANSPORTATION


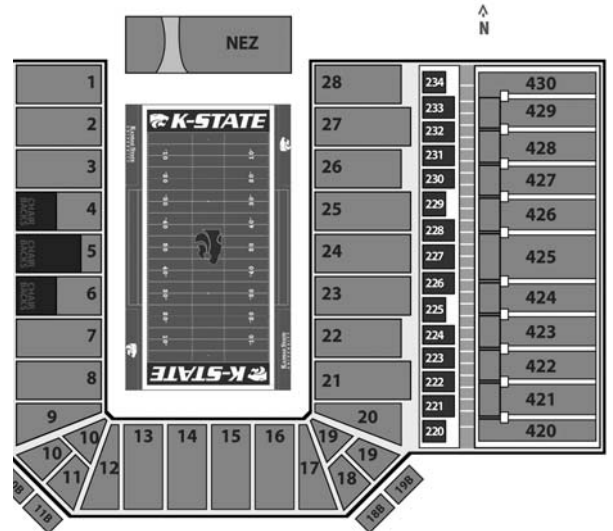
Manhattan Airport 5500 Fort Riley Blvd	785.587.4567
Avis Rent-A-Car 5500 Fort Riley Blvd	785.539.0900
Enterprise Rent-A-Car 4810 Skyway Drive	785.537.6000
Hertz Rent-A-Car 5500 Fort Riley Blvd	785.539.0261
National Car Rental 5500 Fort Riley Blvd	785.539.8814

RESTAURANTS

Applebee's Bar & Grill Manhattan Town Center	785.537.0408
Buffalo Wild Wings Grill & Bar 1231 Moro	785.323.9464

Carlos O'Kelly's Mexican Cafe Manhattan Town Center	785.537.4688
Chili's Grill & Bar 213 Fort Riley Blvd	785.537.1250
Chipotle Mexican Grill 606 N. Manhattan	785.587.8052
CoCo BoLo's 1227 Bluemont Ave.	785.537.4700
Cox Bros. BBQ 223 McCall Rd.	785.539.0770
Early Edition (Breakfast) 3210 Kimball Ave.	785.539.3255
Famous Dave's BBQ 910 Commons Place.....	785.537.2401
Harry's Uptown 418 Poyntz Ave.	785.537.1300
Hibachi Hut 606 North 12th St.	785.539.9393
Local 3011 Anderson Ave, Ste A	785.320.2550
Little Apple Brewing Company Westloop Shopping Ctr	785.539.5500
Longhorn Steakhouse 505 Tuttle Creek Blvd.....	785.532.9061
McAlister's Deli 421 Tuttle Creek Blvd.	785.539.0610
Old Chicago 100 Manhattan Town Center	785.537.3322
Olive Garden 715 Tuttle Creek Blvd.	785.537.2445
Rambler's Steakhouse 8711 E Highway 24.....	785.539.4989
Rock-A-Belly Bar & Deli 718 N. Manhattan Ave	785.539.8033
Smashburger 501 3rd Place	785.587.8485
So Long Saloon 1130 Moro	785.537.9292
The Chef (Breakfast) 111 S 4th St.....	785.537.4100
Willie's Sports Bar & Grill 307 Seth Child Rd.	785.539.6746

BILL SNYDER FAMILY STADIUM Manhattan, Kan.





Welcome to K-State! Thank you for your interest in Kansas State football. The K-State Athletics Communications Office has produced the 2012 media guide to assist in your coverage of the Wildcats. Please feel free to contact any member of our staff with questions, requests or concerns. We look forward to working with you throughout the 2012 season.

COVERING KANSAS STATE

Weekly News Conference

Head football coach Bill Snyder hosts a weekly news conference each Tuesday at the Vanier Football Complex beginning with lunch at 12:00 p.m. Snyder will address the media at 12:30 p.m., with requested players available from 1 to 2 p.m. To request players for the weekly news conference, media should contact Assistant AD for Communications Kenny Lannou each Sunday via e-mail - klannou@kstatesports.com. Quotes from the news conference are available on www.k-statesports.com each Tuesday afternoon.

News Conference Video

Broadcast-quality video files for television newscasts of each weekly news conference are available for download on Tuesday afternoons. Contact the K-State Athletics Communications Office for Big 12 FTP access instructions.

Other Availability

Bill Snyder: In addition to Kansas State's Tuesday news conference, head coach Bill Snyder is available to the media each Monday morning on the Big 12 Conference's weekly teleconference. Coach Snyder is also available via telephone for out-of-town media outlets on Wednesdays between 7 and 7:30 p.m.

Assistant Coaches: Media access to assistant coaches is restricted to selected pre- and post-season opportunities during the year. Please contact the K-State Athletics Communications office for information relating to these limited opportunities.

Players: All player interviews MUST be arranged through the K-State Athletics Communications Office. During the season, Wildcat players are available to the media at Tuesday news conferences. No player interviews will be arranged after Tuesday on the week of a game.

GAMEDAY INFORMATION

Working Credentials

Media outlets interested in covering Kansas State football on either a season or individual-game basis are requested to submit all applications for credentials through the K-State Athletics Communications football credential application website. To access the site, please visit www.k-statesports.com/media. K-State

is unable to process written requests for football credentials.

Because of inconsistent mail delivery service on tight deadlines, media passes may not be mailed in some instances. If this is the case, passes may be picked up at the Will Call window located on the West Side of Bill Snyder Family Stadium beginning two hours prior to kickoff. Individuals picking up credentials will be required to furnish positive identification. All credentials are non-transferable and are issued based on Kansas State's credential policy.

Admission to the press box is for working media only. Only those media with official K-State credentials will be admitted. Friends, spouses, children under the age of 16 and non-workers are not welcome in the press area.

Press Parking

Press parking is limited and will be issued upon request on a first-come, first-served basis as available. Contact the Kansas State Athletics Communications Office regarding details and directions to press parking areas.

Photographers

Only accredited photographers on assignment from recognized media outlets will be issued sideline credentials. In accordance with NCAA rules, no freelance photographers will be admitted to the sidelines or press box photo deck. All pho-

tographers must obtain and wear an armband (available in the press box on gamedays) and a media pass to shoot inside Bill Snyder Family Stadium. NCAA rules limit shooting to outside the restraining line enclosing the playing field and outside the 25-yard lines (the team areas). Children under 16-years-old are not permitted on the sideline.

Visiting Radio Stations

To inquire about access to Kansas State's existing radio courtesy lines, visiting radio stations should contact Ben Boyle, K-State Sports Network General Manager, at 785.532.2702. Only those stations recognized as the official originator for the visiting team will be afforded broadcast facilities. For national networks, a rights fee is charged. National networks are also required to protect the broadcast footprint of the K-State Sports Network. Broadcast facilities for national networks are available on the photo deck on a first-come, first-served basis.

Websites

Kansas State reserves the right to deny media credentials to any individual whose website is not affiliated with an official news-gathering organization or publication. Credentials will be issued to official online services of national, over-the-air or cable networks or established publications which are staffed by

full-time employees whose primary function is to produce content from the game.

Credentials will not be granted to any online agency operating sites that are in any way affiliated with gambling, or to "freelance" or "fan-based" sites that are not affiliated with a legitimate news gathering organization or publication.

Membership in a writer's association does not automatically qualify an agency for credentials.

Additionally, online services are prohibited from "real time" transmissions of all K-State athletics events. Those rights are co-owned by Kansas State University, Learfield Communications and the Big 12 Conference.

Road Credentials

Obtaining media credentials for K-State road games is the sole responsibility of each media outlet. Credentials are granted at the discretion of the host institution. Please be specific when requesting the type of credential needed. Opponent SID telephone numbers are listed in the Opponent pages of this media guide.

MEDIA SERVICES

Weekly Release

The Kansas State Athletics Communications Office provides its weekly football release via e-mail. Updated notes and statistics are faxed only when specifically requested. Game notes are posted on www.k-statesports.com Monday in both text and PDF (Adobe Acrobat) formats. To receive K-State's weekly notes package via e-mail, please contact Kenny Lannou, Assistant AD for Communications.

Working Space

Kansas State provides work space for media outlets in the Athletics Communications Office following each Tuesday news conference. The office is located on the north side of Bramlage Coliseum facing Bill Snyder Family Stadium and is fully equipped with wireless internet access. Telephone lines, a copier and archived materials are also available to working media members.

Dev Nelson Press Box

There are four levels to the Dev Nelson Press Box: 2-3) Private Suites; 4) Working Press - print media, home and visiting radio networks, home and visiting coaches' booths, opposing athletics director booth; and 5) Photo Deck - TV booth, radio spots, coaches' video.

Press Box Services

Packets including statistics, pregame notes, flipcards and programs will be available for media in the press box prior to each game. Quarter, halftime and final statistics, a running play-by-play and postgame quotes from coaches and players of both teams also will be provided. Live running statistics are also available throughout the press box and on the Internet at www.k-statesports.com during the game. Final statistics, notes and quotes will be made available to the media following the game and are posted on the K-State Athletics website shortly after the conclusion of each contest.

Internet Access

The Dev Nelson Press Box is equipped with high-speed wireless Internet. Media wishing to file stories electronically as well as photographers may access the network with a wireless internet card. Please contact a member of the K-State Athletics Communications Office for access and usage instructions.

Postgame Policy

Kansas State's locker room is closed. Media in the press box will be asked to submit a list of player requests to Kenny Lannou at the start of the fourth quarter. Coach Snyder and requested players will be available in the team room on the second floor of the Vanier Sports Complex following a brief cooling off period.

Postgame news conferences for visiting teams will take place outside the visitor's locker room.

Postgame Highlights

The Kansas State Athletics Department produces broadcast-quality files of highlights for use in newscasts following all non-televised home games. Please contact the Athletics Communications Office for Big 12 FTP access instructions and information.

Telephones

All media or broadcast crews wishing to have phone lines installed in the press box are responsible for making their own arrangements. Phones may be ordered through KSU Telecommunications at 785.532.7001. Please provide the following address to telephone service personnel when requesting phone line installation: Bill Snyder Family Stadium Press Box, 1700 Kimball Avenue, Manhattan, KS 66502. The stadium press row phone number is 785.539.3423.

Media Meals

A pregame meal is served on the Press Level (4th Floor) of the Dev Nelson Press Box 90 minutes prior to each game. The meal is reserved for working members of the media with proper credentials. Milk and ice cream are also provided for all games by Hiland Dairy of Manhattan.

K-STATE CREDENTIAL POLICY

Credentials and working space for media members are issued at the sole and exclusive discretion of the Kansas State Athletics Communications Office based on the following priorities and guidelines:

1. Originating radio and television personnel involved in a live broadcast.
2. Daily newspapers regularly covering Kansas State University, the current-game opponent or another Big 12 school. Wire services, regional and national publications are also afforded this priority.
3. Non-originating radio and television personnel producing reports on the game. Only local radio stations with a full-time sports director conducting a regular sports show receive consideration.
4. Officially recognized Kansas State University student publications or electronic media outlets.
5. Non-daily newspapers reporting on the game.

Other Credential Guidelines

1. With the exception of beat writers covering Kansas State daily, all passes are issued on a game-by-game basis with consideration of available working space.
2. Passes are non-transferable and are subject to immediate revocation if transferred to non-working members of a media outlet.
3. Kansas State University and the NCAA prohibit the issuance of credentials to representatives of organizations that regularly publish gambling information, such as "tout" or "tip" sheets.
4. Credentials are issued to web sites that are affiliated with web sites for national or regional television and news media organizations, e.g. USA Today Online, ESPN.com, SI.com, CBSSportsLine.com, etc., for institutions that are conference members and non-conference opponents, and for the Big 12 Conference.
5. Web sites that sponsor "message boards" or "chat rooms" where people are allowed to post anonymous information or rumors are ineligible for credentials or access to media functions.
6. If a news-gathering medium has an online site that sponsors anonymous forums, it may continue to request credentials under its traditional medium (newspaper, magazine, radio or television), but will not be granted additional passes or access for online staff.
7. Kansas State University reserves the right to deny media credentials to any individual whose web site is not affiliated with a recognized news-gathering organization.
8. All persons picking up credentials will be required to furnish positive identification. All credentials are non-transferable.
9. Spouses, dates, non-workers and anyone under 16 years of age are not permitted in the working press area.
10. Restrictions have been made on the usage of internet video of K-State Athletic events. Highlights of game action and/or press conferences from K-State events are limited to and cannot exceed three (3) minutes in length per event.

BIG 12 MEDIA TELECONFERENCE

The Big 12 Conference hosts individual media teleconferences with each Big 12 head coach throughout each football season. The briefings are conducted between 9:50 a.m. and 11:30 a.m. each Monday from the league's headquarters in Irving, Texas, and are available to local and national media outlets. To participate in the teleconference, please contact Bob Burda or Joni Lehmann in the Big 12 Communications Office at 469.524.1000 for details on how to join the weekly call. The weekly call-in schedule for 2012 season is as follows:



- 9:50 a.m. - Mack Brown, Texas
- 10:00 a.m. - Charlie Weis, Kansas
- 10:10 a.m. - Bob Stoops, Oklahoma
- 10:20 a.m. - Mike Gundy, Oklahoma State
- 10:30 A.M. - BILL SNYDER, KANSAS STATE**
- 10:40 a.m. - Dana Holgerson, West Virginia
- 10:50 a.m. - Tommy Tuberville, Texas Tech
- 11:00 a.m. - Art Briles, Baylor
- 11:10 a.m. - Paul Rhoads, Iowa State
- 11:20 a.m. - Gary Patterson, TCU

PRINT

WIRE SERVICE

The Associated Press (Kansas City)

215 W. Pershing Road
Kansas City, MO 64108
PHONE: 816.421.4844
FAX: 816.421.3590
SPORTS EDITOR: Dave Skretta

NEWSPAPERS

Manhattan Mercury

318 North Fifth St.
Manhattan, KS 66502
PHONE: 785.776.2300 ext. 244
FAX: 785.776.8807
ONLINE: www.themercury.com
SPORTS EDITOR: Josh Kinder
K-STATE BEAT WRITER: Josh Kinder
SPORTS WRITER: Cole Manbeck

Topeka Capital-Journal

616 SE Jefferson
Topeka, KS 66607
PHONE: 800.777.7171 ext. 1159
FAX: 785.295.1230
ONLINE: www.cjonline.com
SPORTS EDITOR: Eric Turner
K-STATE BEAT WRITER: Austin Meek
COLUMNIST: Kevin Haskin

Kansas City Star

1729 Grand Blvd.
Kansas City, MO 64108
PHONE: 816.234.4355
FAX: 816.234.4360
ONLINE: www.kansascity.com
COLLEGE EDITOR: Chris Fickett
K-STATE BEAT WRITER: Kellis Robinett
BIG 12 WRITER: Blair Kerkhoff
COLUMNIST: Sam Mellinger

Wichita Eagle

PO Box 820
Wichita, KS 67201
PHONE: 316.268.6251
FAX: 316.268.6536
ONLINE: www.kansas.com
SPORTS EDITOR: Kirk Seminoff
K-STATE BEAT WRITER: Kellis Robinett
COLUMNIST: Bob Lutz

Salina Journal

333 South Fourth Street
Salina, KS 67401
Phone: 785.823.6363
Fax: 785.827.6060
ONLINE: www.saljournal.com
SPORTS EDITOR: Bob Davidson
K-STATE BEAT WRITER: Arne Green

Hutchinson News

PO Box 190
Hutchinson, KS 67504
PHONE: 800.766.5742
FAX: 620.662.4186
ONLINE: www.hutchnews.com
SPORTS EDITOR: Gene Schinzel

K-State Collegian

Kedzie Hall
Manhattan, KS 66506
PHONE: 785.532.6556
FAX: 785.532.6456
ONLINE: www.kstatecollegian.com
SPORTS EDITOR: TBD

SPECIALITY PUBLICATIONS

Powercat Illustrated/GoPowercat.com (Rivals)

1125 Moro
Manhattan, KS 66502
PHONE: 785.539.8041
FAX: 785.539.8067
ONLINE: www.gopowercat.com
PUBLISHER: Tim Fitzgerald
ASSOCIATE PUBLISHER/EDITOR: Becky Fitzgerald
ASSISTANT EDITOR: Scott Fritchen
MANAGING EDITOR: Jason Walker
WEBSITE EDITOR: Robert Cassidy
CONTRIBUTING WRITER: Derek Larson

K-StateFans.com (Scout)

ONLINE: www.k-statefans.com
PUBLISHER: Sean Kelly
PHOTO/VIDEO EDITOR: Shari Brown

TELEVISION

TOPEKA

KSNT-Kansas First News (NBC Affiliate Channel 27)

Box 2700
Topeka, KS 66601
PHONE: 785.582.4000; 785.582.3230
FAX: 785.582.5283
ONLINE: www.ksnt.com
SPORTS DIRECTOR/ANCHOR: Alex Wiebel
REPORTER: Rob Hughes

KTKA-Kansas First News (ABC Affiliate Channel 49)

2121 SW Chelsea Drive
Topeka, KS 66614
PHONE: 785.215.8503
FAX: 785.215.8495
ONLINE: www.49abcnews.com

WIBW (CBS Affiliate Channel 13)

631 SW Commerce Place
Topeka, KS 66615
PHONE: 785.272.6397; 785.272.7030
FAX: 785.272.1363
ONLINE: www.wibw.com
SPORTS DIRECTOR: J.B. Bauersfeld
REPORTERS: Matt Blanchette, Kinch O'Kelly

KANSAS CITY

KMBC (ABC Affiliate Channel 9)

6455 Winchester Avenue
Kansas City, MO 64133
PHONE: 816.221.9999; 816.760.9343
FAX: 816.421.4163
ONLINE: www.kmbc.com
SPORTS DIRECTOR: John Crumley
REPORTERS: Len Dawson, Nick Griffith, Karen Kornacki

KSHB (NBC Affiliate Channel 41)

4720 Oak Street
Kansas City, MO 64112
PHONE: 816.932.4141; 816.932.0717
FAX: 816.932.4201
ONLINE: www.nbcactionnews.com
SPORTS DIRECTOR: Jack Harry
REPORTERS: Lance Veesser
SPORTS PRODUCER: Justin Unell

WDAF (FOX Affiliate Channel 4)

Signal Hill, 3030 Summit
Kansas City, MO 64108
PHONE: 816.753.4567; 816.932.9212
FAX: 816.561.4184
ONLINE: www.wdaftv4.com
SPORTS DIRECTOR: Al Wallace
REPORTER: Jason Lamb

METRO SPORTS (Time Warner)

6550 Winchester Avenue
Kansas City, MO 64133
PHONE: 816.222.5500
FAX: 816.358.5479
ONLINE: www.kcmetrosports.com
SPORTS DIRECTOR: Dave Stewart
SPORTS PRODUCER: John Sprugel
REPORTERS: Leif Liseac, Brad Porter, Matt Fulks, Chris Gough, Erik Ashel, Erin Bajackson, Herbie Teope, Kennetra Pulliam, Mick Shaffer

WICHITA

KAKE (ABC Affiliate Channel 10)

1500 N. West Street
Wichita, KS 67203
PHONE: 316.943.4221; 316.946.1397
FAX: 316.943.5374
ONLINE: www.kake.com
REPORTERS: Chris Frye, Terrell Benton, Jason Duda

KSN (NBC Affiliate Channel 3)

833 N. Main Street
Wichita, KS 67203
PHONE: 316.265.3333; 316.292.1111
FAX: 316.292.1195
ONLINE: www.ksn.com
SPORTS DIRECTOR: Jim Kobbe

KWCH (CBS Affiliate Channel 12)

2815 E. 37th North
Wichita, KS 67219
PHONE: 316.838.1212; 316.831.6140
FAX: 316.831.6180
ONLINE: www.kwch.com
SPORTS DIRECTOR: Bruce Haertl
REPORTERS: Jenn Bates, Bryan Holmgren

RADIO

K-State Sports Network

1800 College Avenue
Manhattan, KS 66502
PHONE: 785.532.1000
FAX: 785.532.2004
GENERAL MANAGER: Ben Boyle
ASSISTANT GM: Scott Stevens
PLAY-BY-PLAY: Wyatt Thompson
ANALYST: Stan Weber
SIDELINE REPORTER: Matt Walters

KMAN/K-ROCK (1350 AM/101.5 FM)

2414 Casement Road
Manhattan, KS 66502
PHONE: 785.776.1350
FAX: 785.539.1000
ONLINE: www.1350kman.com
PROGRAM DIRECTOR: Erik Stone
MARKETING CONSULTANT/SPORTS: Matt Walters
SPORTS DIRECTOR: Rob Voelker

KQLA/KJCK (103.5 FM/94.5 FM)

PO Box 789
Junction City, KS 66441
PHONE: 785.587.0103; 785.762.5525
FAX: 785.762.5387
ONLINE: www.kqla.com/www.kjck.com
PROGRAM DIRECTOR: Jerry Brecheisen
NEWS DIRECTOR: Dewey Terrill

KCSP (610 AM)

4935 Belinder Road
Westwood, KS 66205
PHONE: 913.677.8998
FAX: 913.677.8080
ONLINE: www.61sports.com
PROGRAM DIRECTOR: Ryan Maguire

KGSO (1410 AM)

1632 South Maize Road
Wichita, KS 67209
PHONE: 316.721.4407
FAX: 316.721.8276
SPORTS DIRECTOR: Chris Allison
SPORTS STAFF: Steve Webster

KSAL (1150 AM)

Box 80
Salina, KS 67402
Phone: 785.823.1111
Fax: 785.823.2034
ONLINE: www.ksallink.com
SPORTS DIRECTOR: Mike Hammett

WHB (810 AM)

6721 W. 121st Street
Overland Park, KS 66209
PHONE: 913.344.1500
FAX: 913.344.1599
ONLINE: www.810whb.com
GENERAL MANAGER: Chad Boeger
SPORTS DIRECTOR: Kevin Kietzman

WIBW (580 AM)

Box 1818
Topeka, KS 66601
PHONE: 785.272.3456
FAX: 785.228.7282
ONLINE: www.580wibw.com
PROGRAM DIRECTOR: Keith Montgomery

WYATT THOMPSON

Voice of the Wildcats

The 2012 Kansas Sportscaster of the Year and 2011 recipient of the Hod Hummiston Award, play-by-play announcer Wyatt Thompson serves as the anchor of the K-State Sports Network and returns for his 11th season behind the mic as "Voice of the Wildcats".

K-State's Director of Sportscasting, Thompson also serves as host of the Bill Snyder and Bruce Weber shows on both television and radio. In addition, he is involved in various Catbacker Club, alumni and athletic department functions, frequently serving as a keynote speaker.

Thompson came to K-State from Colorado State, where he was the play-by-play voice for the Rams' football and men's basketball teams for five years. An accomplished broadcaster, he won the Colorado Broadcasting Association award for best play-by-play in 2000. In addition to his duties at CSU, he was also a sports reporter for Clear Channel Denver, the "Countdown to Kick-off" host for the Denver Broncos on KOA Radio and hosted the "Zone Sports Insiders" show on 760 The Zone in Denver.

Thompson started his broadcasting career in 1976 as a sportscaster for various high schools, colleges and universities in Kansas, spending time at stations in Hays and Goodland. He was recognized with the Kansas Association of Broadcasters Play-by-Play Award in 1982 and the Oscar Stauffer Sportscaster of the Year Award in 1989.



STAN WEBER

Analyst

Providing the color analysis is former Kansas State quarterback Stan Weber. Now in his 26th year in the booth, Weber has passed legendary broadcaster Dev Nelson, who called games for 25 years, for the longest tenure of a K-State radio broadcaster.

In addition to these duties, Weber provides color commentary for men's basketball games on the K-State Sports Network as well as FSN Kansas City. A native of Goddard, Kan., he served as captain of the 1984 team and led the Wildcats in rushing while earning Academic All-America honors.

Weber, who graduated magna cum laude, received his bachelor's and master's degrees in accountancy from Kansas State and currently serves as Vice President - CFO of Tower Properties, in addition to his broadcast duties. Weber was also a 2009 inductee into the K-State Accounting Hall of Fame.

Weber and his wife, Nancy (Freshnock), a former K-State cheerleader, have four children (Brittani, Stanton, McKenzi and Landry) and reside in Overland Park, Kan.



MATT WALTERS

Sideline Reporter and Postgame Host

Local radio personality Matt Walters is in his eighth year as the Wildcats' sideline reporter and host of the network's postgame show. A 17-year veteran of K-State baseball broadcasts and host of the popular "Powercat Gameday" football pre-game show on KMAN and KMKF, he is in his eighth year as a color analyst for the men's basketball team for the K-State Sports Network. He also serves as the public address announcer for the women's basketball team.

A 1992 graduate of Kansas State and native of Russell, Kan., Walters is in his 16th year overall at KMAN.

Along with overseeing many aspects of the station's operation, Walters also hosts 'The Game,' a drive-time sports talk show that airs on KMAN, and serves as the play-by-play voice of the Manhattan High School football and boys' basketball teams.

An award-winning broadcaster, Walters recently received the prestigious Oscar Stauffer Sportscaster of the Year for 2005. Walters and his wife, Megan, live in Manhattan.



KANSAS STATE FOOTBALL ON THE AIR

Wildcat football is on the air! The 2012 football season marks the eighth year of the K-State Sports Network, a joint venture of Kansas State Athletics and Learfield Communications. Learfield Communications is a national leader in collegiate sports broadcasting and marketing, owning the rights to more than 50 of the nation's top collegiate programs.



Bill Snyder Shows

Bill Snyder Radio Show

Affiliates on the K-State Sports Network carry the Bill Snyder Show each Thursday night during the season. The show originates from the Big 8 Room of the Vanier Complex from 7-8 p.m. during the season and is open to the public.

Bill Snyder Television Show

The weekly Bill Snyder Television Show can be seen throughout the Midwest each Sunday at 10:30 p.m. during the season on Fox Sports Kansas City. The half-hour program, hosted by Wyatt Thompson, features head coach Bill Snyder, player and coach spotlights, highlights of previous games and previews of upcoming contests.

Network Affiliates [as of July 1, 2012]

MARKET	CALL LETTERS	FREQUENCY
Beloit	KSVL	1190 AM
Chanute	KINZ	95.3 FM
Clay Center	KCLY	100.9 FM
Coffeyville	KGGF	690 AM
Colby/Goodland	KRQD	100.3 FM
Concordia	KNCK	1390 AM
Dodge City	KAHE	95.5 FM
Emporia	KVOE	101.7 FM
Fort Scott	KOMB	103.9 FM
Great Bend	KZRS	107.9 FM
Hays/Ness City	KKOT	93.5 FM
Hiawatha	KNZA	103.9 FM
Hutchinson/Wichita	KHMY	93.1 FM
Junction City	KJCK	1420 AM
Kansas City	WHB	810 AM
Liberal	KSMH	1470 AM
Manhattan	KMAN	1350 AM
Manhattan	KMKF	101.5 FM
Marysville	KNDY	1570 AM
North Fort Riley	KBLS	102.5 FM
Norton	KQNK	1530 AM
Norton	KQNK	106.7 FM
Phillipsburg	KKAN	1490 AM
Phillipsburg	KQMA	92.5 FM
Pittsburg	KSEK	1340 AM
Russell	KRSL	990 AM
Salina	KSAL	1150 AM
Scott City	KSKL	94.5 FM
Seneca	KMZA	92.1 FM
Topeka	KTOP	102.9 FM
Topeka	KTOP	1490 AM
Wichita	KLIO	1070 AM
Winfield/Wichita	KWLS	107.9 FM

For an up-to-date list of stations on the K-State Sports Network and for a list of FAQ's, please visit www.k-statesports.com. LIVE FREE audio of Wildcat football games will also be available again in 2012- go to www.k-statesports.com to listen!

K-State Sports Network Staff



BEN BOYLE
General Manager



KEVIN WICKER
Senior Account Executive



SCOTT STEVENS
Assistant General Manager



JON MURPHY
Account Executive

	Sept. 1	Sept. 8	Sept. 15	Sept. 22	Sept. 29	Oct. 6	Oct. 13	Oct. 20	Oct. 27	Nov. 3	Nov. 10	Nov. 17	Nov. 24 / Dec. 1
	Missouri State	Miami	North Texas	at Oklahoma	BYE	Kansas	at Iowa State	at West Virginia	Texas Tech	Oklahoma State	at TCU	at Baylor	Texas (Dec. 1)
	at K-State	at Louisville	Murray State	Southern Illinois	at South Dakota State	at Indiana State	South Dakota	at Illinois State	Western Illinois	North Dakota State	BYE	at Northern Iowa	BYE
	at Boston College	at K-State	Bethune Cookman	at Georgia Tech	North Carolina State	Notre Dame	North Carolina	Florida State	BYE	Virginia Tech (Nov. 1)	at Virginia	USF	at Duke (Nov. 24)
	at LSU	Texas Southern	at K-State	Troy	at Florida Atlantic	at Houston	BYE	Louisiana (Oct. 16)	at Middle Tennessee	Arkansas State	South Alabama	at ULM	at Western Kentucky (Nov. 24)
	at UTEP	Florida A&M	BYE	K-State	BYE	at Texas Tech	Texas	Kansas	Notre Dame	at Iowa State	Baylor	at West Virginia	OSU (11/24) at TCU (12/1)
	South Dakota State	Rice	TCU	at Northern Illinois	BYE	at K-State	Oklahoma State	at Oklahoma	Texas	at Baylor	at Texas Tech	Iowa State	at West Virginia (Dec. 1)
	Tulsa	at Iowa	Western Illinois	BYE	Texas Tech	at TCU	K-State	at Oklahoma State	Baylor	Oklahoma	at Texas	at Kansas	West Virginia (Nov. 23)
	Marshall	BYE	James Madison	Maryland	Baylor	at Texas	at Texas Tech	K-State	BYE	TCU	at Oklahoma State	Oklahoma	at ISU (11/23) Kansas (12/1)
	Northwestern State	at Texas State	New Mexico	BYE	at Iowa State	Oklahoma	West Virginia	at TCU	at K-State	Texas	Kansas	at Oklahoma State	vs. Baylor (Nov. 24)
	Savannah State	at Arizona	Louisiana	BYE	Texas	BYE	at Kansas	Iowa State	TCU	at K-State	West Virginia	Texas Tech	at OU (11/24) at Baylor (12/1)
	BYE	Grambling State	at Kansas	Virginia	at SMU	Iowa State	at Baylor	Texas Tech	at Oklahoma State	at West Virginia	K-State	BYE	at UT (11/22) OU (12/1)
	SMU (9/2)	BYE	Sam Houston State	ULM (9/21)	at West Virginia	BYE	TCU	at Texas	at Iowa State	Kansas	at Oklahoma	K-State	vs. TTU (11/24) OSU (12/1)
	Wyoming	New Mexico	at Mississippi	BYE	at Oklahoma State	West Virginia	vs. Oklahoma	Baylor	at Kansas	at Texas Tech	Iowa State	BYE	TCU (11/24) at K-State (12/1)

2012 BIG 12 CONFERENCE COMPOSITE SCHEDULE

Saturday, September 1

Oklahoma at UTEP (FSN), 9:30 p.m.
 Tulsa at Iowa State
 South Dakota State at Kansas
 Missouri State at Kansas State
 Savannah State at Oklahoma State
 Wyoming at Texas
 Northwestern State at Texas Tech
 Marshall at West Virginia

Sunday, September 2

SMU at Baylor (FSN), 5:30 p.m.

Saturday, September 8

Iowa State at Iowa (BTN), 2:30 p.m.
 Oklahoma State at Arizona (PAC-12 Network), 9:30 p.m.
 Rice at Kansas
 Miami (Fla.) at Kansas State
 Florida A&M at Oklahoma
 Grambling State at TCU
 New Mexico at Texas
 Texas Tech at Texas State

Saturday, September 15

TCU at Kansas
 Sam Houston State at Baylor
 Western Illinois at Iowa State
 North Texas at Kansas State
 UL-Lafayette at Oklahoma State
 Texas at Mississippi

New Mexico at Texas Tech
 James Madison vs. West Virginia (Landover, Md.)

Friday, September 21

Baylor at UL-Monroe (ESPN/ESPN2), 7:00 p.m.

Saturday, September 22

Kansas State at Oklahoma
 Kansas at Northern Illinois (ESPN/ESPN3)
 Virginia at TCU
 Maryland at West Virginia

Saturday, September 29

Baylor at West Virginia
 Texas Tech at Iowa State
 Texas at Oklahoma State
 TCU at SMU

Saturday, October 6

Iowa State at TCU
 Kansas at Kansas State
 Oklahoma at Texas Tech
 West Virginia at Texas

Saturday, October 13

TCU at Baylor
 Kansas State at Iowa State
 Oklahoma State at Kansas
 West Virginia at Texas Tech
 Texas vs. Oklahoma (Dallas)

Saturday, October 20

Baylor at Texas
 Iowa State at Oklahoma State
 Kansas State at West Virginia
 Texas Tech at TCU
 Kansas at Oklahoma

Saturday, October 27

Baylor at Iowa State
 Texas Tech at Kansas State
 TCU at Oklahoma State
 Texas at Kansas
 Notre Dame at Oklahoma

Saturday, November 3

Kansas at Baylor
 Oklahoma at Iowa State
 Oklahoma State at Kansas State
 Texas at Texas Tech
 TCU at West Virginia

Saturday, November 10

Baylor at Oklahoma
 Iowa State at Texas
 Kansas State at TCU
 West Virginia at Oklahoma State
 Kansas at Texas Tech

Saturday, November 17

Kansas State at Baylor
 Iowa State at Kansas
 Texas Tech at Oklahoma State
 Oklahoma at West Virginia

Thursday, November 22

TCU at Texas

Friday, November 23

West Virginia at Iowa State

Saturday, November 24

Baylor vs. Texas Tech (Arlington, Texas)
 Oklahoma State at Oklahoma


Saturday, December 1

Oklahoma State at Baylor
 Texas at Kansas State
 Kansas at West Virginia
 Oklahoma at TCU
 Texas at Kansas State

All times listed are CT

AT&T Cotton Bowl Classic

January 6, 2012



#8 K-State vs #6 Arkansas

WILDCATS'



Bill Snyder

GOALS

F O R S U C C E S S

- 1 - COMMITMENT
- 2 - UNSELFISHNESS
- 3 - UNITY
- 4 - IMPROVE
- 5 - BE TOUGH
- 6 - SELF-DISCIPLINE
- 7 - GREAT EFFORT
- 8 - ENTHUSIASM
- 9 - ELIMINATE MISTAKES
- 10 - NEVER GIVE UP
- 11 - DON'T ACCEPT LOSING
- 12 - NO SELF LIMITATIONS
- 13 - EXPECT TO WIN
- 14 - CONSISTENCY
- 15 - LEADERSHIP
- 16 - RESPONSIBILITY

K-STATE 2012 FOOTBALL



SEPTEMBER 1
MISSOURI STATE



SEPTEMBER 8
MIAMI



SEPTEMBER 15
NORTH TEXAS



SEPTEMBER 22
@ OKLAHOMA



OCTOBER 6
KU



OCTOBER 13
@ IOWA STATE



OCTOBER 20
@ WEST VIRGINIA



OCTOBER 27
TEXAS TECH



NOVEMBER 3
OKLAHOMA STATE



NOVEMBER 10
@ TCU



NOVEMBER 17
@ BAYLOR



DECEMBER 1
TEXAS