

KENT STATE MEDIA RELATIONS

Women's Basketball Contact: Jay Fiorello
jfiorel2@kent.edu
Office: 330-672-8420 • Cell: 330-209-9333

2025-26 SCHEDULE**NOVEMBER (4-5)**

3-Mon	@ James Madison#	L, 48-80
7-Fri	@ West Virginia	L, 47-88
10-Mon	WALSH	W, 79-55
14-Fri	@ Xavier	W, 68-60
16-Sun	NIAGARA	W, 92-45
19-Wed	@ Ohio State	L, 68-88
24-Mon	@ Duquesne	L, 53-58
28-Fri	vs. Tulsa%	W, 75-69
30-Sun	vs. Arkansas State%	L, 54-74

DECEMBER (1-3)

6-Sat	@ Marshall	L, 62-70
15-Mon	DAVIS & ELKINS	W, 117-37
20-Sat	@ Bowling Green*	L, 69-73
31-Wed	MIAMI*	L, 63-67

JANUARY (4-3)

3-Sat	UMASS*	L, 70-75
7-Wed	@ Central Michigan*	L, 57-66
10-Sat	@ Eastern Michigan*	W, 78-65
14-Wed	OHIO*	W, 71-68
17-Sat	AKRON*	W, 91-79
24-Sat	@ Buffalo*	W, 84-74
28-Wed	@ Toledo*	L, 53-59

FEBRUARY (2-2)

1-Sun	BALL STATE*	L, 91-101
4-Wed	BOWLING GREEN*	W, 73-64
7-Sat	APP STATE#	W, 68-63
14-Sat	@ Ohio*	L, 61-71

18-Wed NORTHERN ILLINOIS* 7 p.m.

21-Sat	@ Akron*	12 p.m.
25-Wed	@ UMass*	6 p.m.
28-Sat	CENTRAL MICHIGAN*	1 p.m.

MARCH (0-0)

4-Wed	@ Miami*	7 p.m.
7-Sat	WESTERN MICHIGAN*	1 p.m.
11-Wed	Quarterfinals®	TBA
13-Fri	Semifinals®	TBA
14-Sat	Championship®	11 a.m.

Home Games in **BOLD CAPS**

* Mid-American Conference game

MAC-Sun Belt Challenge

% Baha Mar Hoops Nassau Championship (Nassau, Bahamas)

@ MAC Tournament (Cleveland, Ohio)

2025-26 KENT STATE WOMEN'S BASKETBALL**GAME #25****M.A.C. CENTER****FEB. 17, 2026****KENT, OHIO**

KENT STATE
(11-13, 5-7 MAC)
VS
NORTHERN ILLINOIS
(5-20, 2-11 MAC)

**HOME: 7-3****AWAY: 3-9****NEUT: 1-1****STREAK: L1****THE GAME**

The Kent State women's basketball team will host the annual Play4Kay game on Wednesday as Northern Illinois visits the M.A.C. Center for a 7 p.m. matchup.

The Golden Flashes look to get back in the win column after a 71-61 setback at Ohio on Saturday. After battling back to trim a 24-point deficit to just six points with three minutes to play, Kent State was unable to make another field goal until just a few seconds remained. **Mya Babbitt** led the way in the scoring column with 15 points and **Anna Campanelli** added 12 points. **Dionna Gray** recorded assists on 11 of the Flashes' 12 baskets.

Mya Babbitt is the third leading scorer in the MAC at 16.8 ppg and is the only player in the league with three performances of at least 28 points. Babbitt is fourth in the conference with 53 three-point field goals. **Riley Rismiller** (8.6 ppg) and **Tatiana Thomas** (7.0 ppg) provide low post options. Rismiller has three double-doubles and Thomas is grabbing 5.3 boards per conference contest. **Dionna Gray** (6.2 ppg) is third in the MAC in assists with 5.2 per game.

Northern Illinois is back on the road following three straight home contests. With just one player on the roster listed as taller than six-feet, the Huskies are last in the conference in rebounding (31.4 rpg).

Transfers Nevaeh Wingate (St. John's) and Nadechka Laccen (St. Bonaventure) are double-digit scorers. Wingate leads the way with averages of 12.4 points and 5.6 rebounds per game. Laccen adds 10.3 points per contest. Emilie Sorensen (9.7 ppg) has made a team-high 44 three-pointers and is the only player to start all 25 games.

BROADCAST INFO

ESPN+ (Dane Richardson, Jacki Windon) / Kent State Radio Network (Cam Manna)

NEXT UP FOR KENT STATE

The Golden Flashes will play the next two games on the road, beginning Saturday, Feb. 21 against rival Akron.

PROBABALE STARTERS (Based on most recent game)

G #12	Dionna Gray	Sr.	5-4	Huntington, W.Va. / Huntington	6.2 ppg	5.5 apg	Active MAC leader in career assists (373)
G #23	Mya Babbitt	Jr.	5-8	Papillion, Neb. / Millard South	16.8 ppg	4.2 rpg	Has made 3+ 3-pointers in 7 of last 9 games played
G #11	Anna Campanelli	Fr.	5-8	Huntley, Ill. / Huntley	4.3 ppg	1.7 rpg	Has scored 12+ points in 3 of last 5 games
F #1	Tatiana Thomas	Sr.	5-10	Bolingbrook, Ill. / Bolingbrook	7.0 ppg	5.0 rpg	Career-high 7 steals in last home game vs. App State
C #30	Riley Rismiller	Jr.	6-4	Coldwater, Ohio / Dayton	8.6 ppg	5.8 rpg	Career-high 25 pts on 11/12 FG @ Buffalo (1/24)

RESERVES

F #34	Janae Tyler	Jr.	6-1	Lansing, Mich. / Holt	10.5 ppg	4.7 rpg	Last played on Dec. 6 at Marshall
G #3	Corynne Hauser	R-Jr.	5-7	Rochester, Pa. / Rochester	9.5 ppg	2.3 apg	Last played on Jan. 3 vs. UMass
F #35	Emory Klatt	So.	5-10	Kildeer, Ill. / DePaul	6.1 ppg	4.1 rpg	Career-high 29 pts on 11/12 FG vs. Akron (1/17)
G #9	Rylee Kalocay	Fr.	5-9	Pittsburgh, Pa. / Upper St. Clair	5.5 ppg	2.0 rpg	Last played on Jan. 24 at Buffalo
G #4	Journey Hildebrand	So.	5-11	Brunswick, Ohio / Brunswick	4.7 ppg	2.1 rpg	Season-high 17 points in last home game vs. App State
G #0	Caitlyn Holmes	Fr.	5-8	Akron, Ohio / Ellet	3.8 ppg	1.2 rpg	Averaging 7.8 ppg in February
F #5	Bianca Juzzo	Gr.	5-11	Ribeirão Preto, Brazil / New Mexico J.C.	2.7 ppg	2.1 rpg	Season-high 11 points at Eastern Michigan (1/10)
G #2	Meghan Murray	So.	5-5	Hampton, Pa. / Hampton	2.0 ppg	1.3 rpg	Tied career-high w/ 16 pts vs. Davis & Elkins (12/15)
G #22	Joy Bergstrom	R-Jr.	5-9	Mount Prospect, Ill. / South Dakota	--	--	Sidelined due to injury for 4th season in a row

Head Coach: Todd Starkey (10th season) **Associate Head Coach:** Fran Recchia (10th season) **Assistant Coaches:** Alexa Golden (sixth season);

Paige Salisbury (third season); Mary Dunn (first season); **Graduate Assistant:** Ondreya Brown (first season)

SOCIAL MEDIA

FOLLOW KENT STATE ON TWITTER

Kent State Athletics
@KentStAthletics
Kent State Women's Basketball
@KentStateWBB
Mid-American Conference
@MACSports



QUICK FACTS

SCHOOL INFORMATION

Location Kent, Ohio 44242-0001
Founded 1910
Enrollment 37,994 (all campuses)
Nickname Golden Flashes
School Colors Navy Blue and Gold
Affiliation NCAA Division I
Conference Mid-American (East Div.)
Home venue M.A.C. Center
Year Built/Capacity 1950/6,327
Press Row Phone 330-672-9411
President Todd Diacon
Director of Athletics Randal L. Richmond
Faculty Representative Dr. Theresa Walton-Fisette
Ticket Office Phone 330-672-4455

COACHING STAFF

Head Coach Todd Starkey
Alma Mater Montreat '93
Years at Kent State/Record 10/175-124
Overall Head Coaching Record 341-219
Associate Head Coach Fran Recchia
Alma Mater Virginia Tech '04
Assistant Coach Alexa Golden
Alma Mater Kent State '17
Assistant Coach Paige Salisbury
Alma Mater Ursuline '19
Assistant Coach Mary Dunn
Alma Mater Youngstown State '20
Graduate Assistant Ondreya Brown
Athletic Trainer Sarah Jane Novak

TEAM INFORMATION

2024-25 Overall Record 21-12
2024-25 MAC Record/Finish 12-6/4th
Letterwinners Returning/Lost 8/3
Starters Returning/Lost 3/2

PROGRAM HISTORY

First Year of Basketball 1975-76
All-Time Record 796-661 (.546)
All-Time MAC Record 419-337 (.554)
MAC Regular Season Championships... 8 (2003)
All-Time MAC Tournament Record 41-32
MAC Tournament Championships 4/2024
MAC Winning Seasons 24
NCAA Tournament Appearances 6 (2024)
NCAA Tournament Record 1-6
WNIT Appearances 7 (2023)
WNIT Record 2-7
All-time Post Season Appearances 10
Consecutive 20+ Win Seasons . 7 (1995-2002)

KENT STATE, PLEASE...

Kent State University respectfully requests that the institution and its intercollegiate athletics teams be referred to as "Kent State" or "KSU" in shortened reference, as opposed to "Kent." Thank you.

COLLEGEINSIDER.COM MID-MAJOR POLL (FEB. 10)

	Record	Pts	Prev.
1. North Dakota State (23)	22-2	765	1
2. Princeton (8)	19-2	735	2
3. Green Bay	20-5	685	3
4. Murray State	20-3	638	4
5. Fairfield	20-4	536	9
6. College of Charleston	19-3	531	7
7. Arkansas State	18-5	526	6
8. South Dakota State	18-6	515	10
9. Columbia	15-6	509	11
10. Troy	19-5	457	8
11. High Point	21-3	417	5
12. Miami	19-4	416	12
13. Quinnipiac	20-4	412	13
14. Ball State	19-5	408	14
15. Gonzaga	18-7	368	16
16. James Madison	18-8	313	18
17. Montana State	17-6	252	15
18. Georgia Southern	18-6	211	17
19. UC Irvine	19-4	191	20
20. Louisiana Tech	17-5	178	22
21. Harvard	13-8	105	23
22. Idaho	19-5	94	NR
23. South Dakota	19-6	92	24
24. Marshall	20-6	79	NR
25. UC San Diego	17-6	77	25

OTHERS RECEIVING VOTES: Belmont 75, UMass 71, Santa Clara 68, McNeese State 64, Cal Baptist 43, Chattanooga 37, FDU 35, Eastern Kentucky 34, Howard 30, Youngstown State 27, Navy 24, Bradley 17, Illinois State 17, Alabama A&M 13, Western Illinois 13, Abilene Christian 11, Loyola Marymount 10, Binghamton 9, Longwood 9, UMES 5, UC Santa Barbara 5, Army 4, Radford 3, Southern Indiana 2, Army 1, Lindenwood 1.

**Italics represent opponent on Kent State's schedule*

THE GOLDEN FLASHES NICKNAME

The origin of the nickname "Golden Flashes" has been a topic of debate. According to documentation in Phillip Shiver's book, *The Years of Youth*, widely regarded as historically correct, the reason for Kent State's nickname is noted in a letter to Linda Baughman, dated Aug. 6, 1959. Merle Wagoner recalled that the change in the name of Kent State athletics teams from "Silver Foxes" to "Golden Flashes" occurred in 1926 after the dismissal of President John E. McGilvrey (Kent State's first nickname originated from McGilvrey, who had a silver fox farm east of campus).

With Acting President T. Howard Winters providing the impetus, a contest was held (with a \$25 first prize) to select the new name. No special significance was attached to the winning suggestion, which was used first in 1927 by the basketball team after it had been approved by the student body and the faculty athletic committee. Also laying claim to the origin was Oliver Wolcott, one-time Kent State grid great who played center on the 1921 and 1922 teams. As former sports editor of the Kent Courier Tribune, the local newspaper, the name "Silver Foxes" seemed pretty frail to him. So, during the 1927 football season, he began referring to the team as "Golden Flashes."

STARKEY RECORDS 300TH CAREER VICTORY

- Head coach **Todd Starkey** earned his 300th career win on Jan. 27 as Kent State defeated Bowling Green, 82-74.
- Now in his 10th season guiding the Golden Flashes' program, Starkey surpassed **Laurel Wartluft** (1977-86) for second on the all-time wins list with 143.
- Varsity K Hall of Fame member **Bob Lindsay** owns the program standard and is the winningest coach in Mid-American Conference history.

COACHES RANKED BY:

WINS

1.	Bob Lindsay	418
2.	Todd Starkey	175
3.	Laurel Wartluft	135
4.	Richard Keast	33
5.	Danielle O'Banion	21

KENT STATE - NIU NOTES

- Kent State is 31-19 all-time vs. Northern Illinois.
- The Golden Flashes have won 11 of the last 13 matchups.
- Kent State is 17-4 against the Huskies inside of the M.A.C. Center.
- The Flashes have won five straight home games in the series with a 18.2-point average margin of victory.
- Kent State is 11-6 against NIU under head coach **Todd Starkey**.

FLASH BACK: (FEB. 26, 2025)

KENT STATE 76, NIU 58

- Kent State used a big third quarter to clinch a spot in the MAC Tournament.
- The Golden Flashes trailed by as many as 8 in the first period and faced a 30-29 deficit at halftime.
- A 14-0 run during the third quarter helped Kent State take a 16-point lead into the fourth.
- Jenna Batsch** went over 1,000 career points in the contest and finished with 11.
- Dionna Gray** scored a team-high 14 points and recorded 9 assists.
- Bridget Dunn** posted a double-double with 11 points and 15 rebounds.
- Bianca Juzzo** knocked down a pair of triples and added 10 points off the bench.
- Alecia Doyle led all scorers with 21 points for the Huskies.

Official Basketball Box Score - Final															Game Time: 7:00 PM					
NIU at Kent St.															Game Duration: 1:45					
02/26/25 Memorial Athletic and Convocation Center, Kent															Attendance: 1,502					
2025-26 Women's Basketball															Officials: Jessica Dickinson, Andrew Biley, Shelly Lee					
Record: 15-15 (8-8)																				
NO.	Name	Min	FG	3P	FT	Rebounds	Fouls	TP	AS	TO	ST	Blocks	PF	Shooting By Period	1st	2nd	3rd	4th	Total	
34	Brooke Stonebraker	20:41	4-7	0-0	0-0	6	4	1	8	1	3	0	0	12	50.0%	0-0	0-0	0-0	0-0	0-0
10	Chelsy Kicker	17:57	5-13	0-0	0-0	3	4	2	13	4	3	1	0	19	38.5%	0-0	0-0	0-0	0-0	0-0
20	Levi Carlson	17:20	2-6	1-1	0-0	1	1	1	2	5	1	0	0	19	33.3%	0-0	0-0	0-0	0-0	0-0
22	Alecia Doyle	16:38	8-13	3-5	2-2	5	0	4	21	3	2	0	0	23	61.5%	1-4	25.0%			
22	Laure Nickel	16:22	1-4	0-0	0-0	3	2	0	2	1	1	0	0	14	25.0%					
2	Sidney McCrea	17:58	0-0	0-0	0-0	3	3	4	2	0	3	0	0	11	0.0%					
7	Maria Serracanta	04:30	0-0	0-0	0-0	1	1	1	1	0	0	0	0	15	0.0%					
12	Shannon Blacher	09:08	1-4	0-0	1-2	0	1	1	1	1	1	0	0	9	0.0%					
41	Brooke Blumentfeld	10:19	4-9	0-0	0-0	3	3	0	8	0	5	0	1	16	44.4%	2-7	41.2%			
Team						0	0	0	0	1										
Totals		24:52	14-14	8-13	3-3	23	25	13	98	13	16	3	1	21	50.0%	0-0	0-0	0-0	0-0	0-0
Technical Fouls: NONE																				
Record: 18-10 (10-4)																				
NO.	Name	Min	FG	3P	FT	Rebounds	Fouls	TP	AS	TO	ST	Blocks	PF	Shooting By Period	1st	2nd	3rd	4th	Total	
15	Bridget Dunn	24:19	5-8	1-2	0-2	4	11	15	2	1	1	0	1	13	38.5%	1-6	16.7%			
34	Janae Tyler	19:32	3-8	0-0	7-10	3	2	5	4	9	13	2	2	0	1	0	0	0	0	0
12	Jenna Batsch	18:00	2-10	0-2	0-0	3	3	0	2	11	0	4	0	0	17	20.0%	0-14	42.9%		
21	Dionna Gray	16:10	5-12	1-5	3-4	1	1	2	1	14	9	2	2	0	0	0	0	0	0	0
23	Mya Babbitt	16:10	4-11	1-7	0-0	0	4	4	0	9	1	0	3	0	0	0	0	0	0	0
1	Talisha Thomas	16:46	1-5	0-0	1-3	2	0	0	4	3	1	2	0	0	0	0	0	0	0	0
4	Journee Hildebrand	11:21	1-4	0-1	0-0	1	0	1	0	4	2	0	0	0	1	2	0	0	0	0
2	Maghan Murray	07:32	1-4	1-3	0-0	1	2	3	2	0	3	0	0	0	0	0	0	0	0	0
5	Bianca Juzzo	14:27	3-3	2-2	2-2	1	0	1	3	2	10	1	1	0	0	0	0	0	0	0
11	Lacey Linton	00:28	0-0	0-0	0-0	0	0	0	1	0	0	0	0	0	0	0	0	0	0	0
Team						0	1	0	0	0										
Totals		28:45	30-62	10-23	14-23	15	26	39	13	20	76	20	8	11	2	1	10			
Technical Fouls: NONE																				
Record: 15-15 (8-8)																				
NO.	Name	Min	FG	3P	FT	Rebounds	Fouls	TP	AS	TO	ST	Blocks	PF	Shooting By Period	1st	2nd	3rd	4th	Total	
15	Bridget Dunn	25:16	5-8	1-2	0-2	4	11	15	2	1	1	0	1	13	38.5%	1-6	16.7%			
34	Janae Tyler	19:32	3-8	0-0	7-10	3	2	5	4	9	13	2	2	0	1	0	0	0	0	0
12	Jenna Batsch	18:00	2-10	0-2	0-0	3	3	0	2	11	0	4	0	0	17	20.0%	0-14	42.9%		
21	Dionna Gray	16:10	5-12	1-5	3-4	1	1	2	1	14	9	2	2	0	0	0	0	0	0	0
23	Mya Babbitt	16:10	4-11	1-7	0-0	0	4	4	0	9	1	0	3	0	0	0	0	0	0	0
1	Talisha Thomas	16:46	1-5	0-0	1-3	2	0	0	4	3	1	2	0	0	0	0	0	0	0	0
4	Journee Hildebrand	11:21	1-4	0-1	0-0	1	0	1	0	4	2	0	0	0	1	2	0	0	0	0
2	Maghan Murray	07:32	1-4	1-3	0-0	1	2	3	2	0	3	0	0	0	0	0	0	0	0	0
5	Bianca Juzzo	14:27	3-3	2-2	2-2	1	0	1	3	2	10	1	1	0	0	0	0	0	0	0
11	Lacey Linton	00:28	0-0	0-0	0-0	0	0	0	1	0	0	0	0	0	0	0	0	0	0	0
Team						0	1	0	0	0										
Totals		28:45	30-62	10-23	14-23	15	26	39	13	20	76	20	8	11	2	1	10			
Technical Fouls: NONE																				
Record: 15-15 (8-8)																				
NO.	Name	Min	FG	3P	FT	Rebounds	Fouls	TP	AS	TO	ST	Blocks	PF	Shooting By Period	1st	2nd	3rd	4th	Total	
15	Bridget Dunn	25:16	5-8	1-2	0-2	4	11	15	2	1	1	0	1	13	38.5%	1-6	16.7%			
34	Janae Tyler	19:32	3-8	0-0	7-10	3	2	5	4	9	13	2	2	0	1	0	0	0	0	0
12	Jenna Batsch	18:00	2-10	0-2	0-0	3	3	0	2	11	0	4	0	0	17	20.0%	0-14	42.9%		
21	Dionna Gray	16:10	5-12	1-5	3-4	1	1	2	1	14	9	2	2	0	0	0	0	0	0	0
23	Mya Babbitt	16:10	4-11	1-7	0-0	0	4	4	0	9	1	0	3	0	0	0	0	0	0	0
1	Talisha Thomas	16:46	1-5	0-0	1-3	2	0	0	4	3	1	2	0	0	0	0	0	0	0	0
4	Journee Hildebrand	11:21	1-4	0-1	0-0	1	0	1	0	4	2	0	0	0	1	2	0	0	0	0
2	Maghan Murray	07:32	1-4	1-3	0-0	1	2	3	2	0	3	0	0	0	0	0	0	0	0	0
5	Bianca Juzzo	14:27	3-3	2-2	2-2	1	0	1	3	2	10	1	1	0	0	0	0	0	0	0
11	Lacey Linton	00:28	0-0	0-0	0-0	0	0	0	1	0	0	0	0	0	0	0	0	0	0	0
Team						0	1	0	0	0										
Totals		28:45	30-62	10-23	14-23	15	26	39	13	20	76	20	8	11	2	1	10			
Technical Fouls: NONE																				
Record: 15-15 (8-8)																				
NO.	Name	Min	FG	3P	FT	Rebounds	Fouls	TP	AS	TO	ST	Blocks	PF	Shooting By Period	1st	2nd	3rd	4th	Total	
15	Bridget Dunn	25:16	5-8	1-2	0-2	4	11	15	2	1	1	0	1	13	38.5%	1-6	16.7%			
34	Janae Tyler	19:32	3-8	0-0	7-10	3	2	5	4	9	13	2	2	0	1	0	0	0	0	0
12	Jenna Batsch	18:00	2-10	0-2	0-0	3	3	0	2	11	0	4	0	0	17	20.0%	0-14	42.9%		
21	Dionna Gray	16:10	5-12	1-5	3-4	1	1	2	1	14	9	2	2	0	0	0	0	0	0	0
23	Mya Babbitt	16:10	4-11	1-7	0-0	0	4	4	0	9	1	0	3	0	0	0	0	0	0	0
1	Talisha Thomas	16:46	1-5	0-0	1-3	2	0	0	4	3	1	2	0	0	0	0	0	0	0	0
4	Journee Hildebrand	11:21	1-4	0-1	0-0	1	0	1	0	4	2	0	0	0	1	2	0	0	0	0
2	Maghan Murray	07:32	1-4	1-3	0-0	1	2	3	2	0	3	0	0	0	0	0	0	0	0	0
5	Bianca Juzzo	14:27	3-3	2-2	2-2	1	0	1	3	2	10	1	1	0	0	0	0	0	0	0
11	Lacey Linton	00:28	0-0	0-0	0-0	0	0	0	1	0	0	0	0	0	0	0	0	0	0	0
Team						0	1	0	0	0										
Totals		28:45	30-62	10-23	14-23	15	26	39	13	20	76	20	8	11	2	1	10			
Technical Fouls: NONE																				
Record: 15-15 (8-8)																				
NO.	Name	Min	FG	3P	FT	Rebounds	Fouls	TP	AS	TO	ST	Blocks	PF	Shooting By Period	1st	2nd	3rd	4th	Total	
15	Bridget Dunn	25:16	5-8	1-2	0-2	4	11	15	2	1	1	0	1	13	38.5%	1-6	16.7%			
34	Janae Tyler	19:32	3-8	0-0	7-10	3	2	5	4	9	13	2	2	0	1	0	0	0	0	0
12	Jenna Batsch	18:00	2-10	0-2	0-0	3	3	0	2	11	0	4	0	0	17	20.0%	0-14	42.9%		
21	Dionna Gray	16:10	5-12	1-5	3-4	1	1	2	1	14	9	2	2	0	0	0	0	0	0	0
23	Mya Babbitt	16:10	4-11	1-7	0-0	0	4	4	0	9	1	0	3	0	0	0	0	0	0	0
1	Talisha Thomas	16:46	1-5	0-0	1-3	2	0	0	4	3	1	2	0	0	0	0	0	0	0	0
4	Journee Hildebrand	11:21	1-4	0-1	0-0	1	0	1	0	4	2	0	0	0	1	2	0	0	0	0
2	Maghan Murray	07:32	1-4	1-3	0-0	1	2	3	2	0	3	0	0	0	0	0	0	0	0	0
5	Bianca Juzzo	14:27	3-3	2-2	2-2	1	0	1	3	2	10	1	1	0	0	0	0	0	0	0
11	Lacey Linton	00:28	0-0	0-0	0-0	0	0	0	1	0	0	0	0	0	0	0	0	0	0	0
Team						0	1	0	0	0										
Totals		28:45	30-62	10-23	14-23	15	26	39	13	20	76	20	8	11	2	1	10			
Technical Fouls: NONE																				
Record: 15-15 (8-8)																				
NO.	Name	Min	FG	3P	FT	Rebounds	Fouls	TP	AS	TO	ST	Blocks	PF	Shooting By Period	1st	2nd	3rd	4th	Total	
15	Bridget Dunn	25:16	5-8	1-2	0-2	4	11	15	2	1	1	0	1	13	38.5%	1-6	16.7%			
34	Janae Tyler	19:32	3-8	0-0	7-10	3	2	5	4	9	13	2	2	0	1	0	0	0	0	0
12	Jenna Batsch	18:00	2-10	0-2	0-0	3	3	0	2	11	0	4	0	0	17	20.0%	0-14	42.9%		
21	Dionna Gray	16:10	5-12	1-5	3-4	1	1	2	1	14	9	2	2	0	0	0	0	0	0	0
23	Mya Babbitt	16:10	4-11	1-7	0-0	0	4	4	0	9	1	0	3	0	0	0	0	0	0	0
1	Talisha Thomas	16:46	1-5	0-0	1-3	2	0	0	4	3	1	2	0	0	0	0	0	0	0	0
4	Journee Hildebrand	11:21	1-4	0-1	0-0	1	0													

DOUBLE-DOUBLES				
Points	2025-26	2024-25	KSU Career	
Riley Rismiller	3	1	4	
Emory Klatt	2	--	2	
Dionna Gray	1	1	2	
Tatiana Thomas	1	0	1	
30-POINT GAMES				
Points	2025-26	2024-25	KSU Career	
Mya Babbitt	1	0	1	
20+-POINT GAMES				
Points	2025-26	2024-25	KSU Career	
Mya Babbitt	8	3	11	
Janae Tyler	1	2	3	
Dionna Gray	1	1	2	
Corynne Hauser	1	-	2	
Riley Rismiller	1	1	2	
Emory Klatt	1	-	1	
DOUBLE-DIGIT GAMES				
Points	2025-26	2024-25	KSU Career	
Mya Babbitt	18	21	42	
Riley Rismiller	7	10	17	
Janae Tyler	6	16	35	
Rylee Kalocay	6	-	6	
Corynne Hauser	5	-	32	
Tatiana Thomas	5	5	10	
Anna Campanelli	5	--	5	
Emory Klatt	4	--	4	
Dionna Gray	3	13	24	
Caitlyn Holmes	3	--	3	
Journey Hildebrand	2	3	5	
Bianca Juzzo	1	2	3	
Meghan Murray	1	1	2	
Rebounds	2025-26	2024-25	KSU Career	
Riley Rismiller	5	2	7	
Emory Klatt	3	--	3	
Tatiana Thomas	1	0	1	
Assists	2025-26	2024-25	KSU Career	
Dionna Gray	3	0	3	
2025-26 TEAM TRENDS				
LED THE TEAM IN POINTS (INCLUDES TIES)				
Player	2025-26	Record	Career	Record
Mya Babbitt	14	8-6	23	14-9
Riley Rismiller	3	0-3	4	0-4
Janae Tyler	2	1-1	10	7-3
Corynne Hauser	2	0-2	8	3-5
Tatiana Thomas	2	0-2	2	0-2
Emory Klatt	1	1-0	1	1-0
Journey Hildebrand	1	1-0	1	1-0
LED THE TEAM IN REBOUNDS (INCLUDES TIES)				
Player	2025-26	Record	Career	Record
Riley Rismiller	8	3-5	11	5-6
Emory Klatt	6	3-3	6	3-3
Tatiana Thomas	5	2-3	8	4-4
Dionna Gray	4	1-3	7	3-4
Mya Babbitt	2	2-0	5	4-1
Janae Tyler	1	0-1	5	3-2
LED THE TEAM IN ASSISTS (INCLUDES TIES)				
Player	2025-26	Record	Career	Record
Dionna Gray	19	7-12	46	27-19
Mya Babbitt	2	1-1	4	2-2
Rylee Kalocay	2	1-1	2	1-1
Corynne Hauser	1	0-1	31	20-11
Caitlyn Holmes	1	1-0	1	1-0
Bianca Juzzo	1	1-0	1	1-0
Tatiana Thomas	1	0-1	1	0-1

KENT STATE TRENDS

SCORING		
	2025-26	Starkey Era
Kent State scores 70+	9-2	109-26
Opponent scores <60	3-2	73-7
FIELD GOAL PERCENTAGE		
	2025-26	Starkey Era
Kent State shoots ≥ 45%	6-2	81-8
Kent State shoots < 45%	5-11	95-114
Opponent shoots ≥ 42%	6-3	42-77
Opponent shoots < 42%	5-10	132-43
FREE THROWS		
	2025-26	Starkey Era
Kent State shoots more	10-4	140-42
Opponents shoot more	0-8	36-65
Attempts are equal	1-1	8-10
KSU FTM > opp. FTA	6-2	87-19
KSU FTM < opp. FTA	4-10	80-99
KSU FTM = opp. FTA	1-1	8-4
POINTS IN THE PAINT		
	2025-26	Starkey Era
Kent State scores 30+	7-7	109-37
Kent State scores <30	4-6	78-77
Kent State scores more	7-5	97-24
AT THE HALF		
	2025-26	Starkey Era
Leading at the half	10-2	136-31
Trailing at the half	1-12	32-87
Tied at the half	0-0	5-3
OVERTIME		
	2025-26	Starkey Era
Overtime games	0-0	8-6
Kent State scores first	0-0	6-0
Opponent scores first	0-0	2-6

2025-26 KENT STATE STATISTICAL LEADERS

MYA BABBITT		MAC RANK	
Points/Game	16.8	3rd	
3-Pt FG/Game	2.3	2nd	
Free Throw Percentage	.899	1st	
Def. Rebounds/Game	3.3	22nd	
Steals/Game	1.6	12th	
Minutes/Game	35.2	3rd	
DIONNA GRAY		MAC RANK	
Free Throw Percentage	.871	3rd	
Assists/Game	5.5	3rd	
Assist-to-Turnover Ratio	1.51	4th	
Steals/Game	1.2	21st	
Double-Doubles	1	t-14th	
Minutes/Game	31.6	14th	
EMORY KLATT		MAC RANK	
Double-Doubles	2	t-10th	
RILEY RISMILLER		MAC RANK	
Field Goal Percentage	.519	9th	
Rebounds/Game	5.8	13th	
Off. Rebounds/Game	1.8	19th	
Def. Rebounds/Game	4.0	t-11th	
Blocks/Game	0.5	21st	
Double-Doubles	3	t-8th	
TATIANA THOMAS		MAC RANK	
Rebounds/Game	5.0	19th	
Off. Rebounds/Game	2.8	5th	
Steals/Game	1.7	10th	
Blocks/Game	0.6	23rd	
Double-Doubles	1	t-14th	

CHARITABLE FLASHES

Getting to the free throw line has been a focus of Kent State's offensive game plan during the Todd Starkey era. The Golden Flashes led the country in free throws made (594) and ranked seventh in free throws attempted (794) during the 2016-17 season. That same season, MAC Player of the Year **Larissa Lurken** made a NCAA Division I record 280 free throws, which included a MAC record 22 against WKU on Nov. 26, 2016.

Since the start of the 2016-17 season, Kent State is 13th in the nation in free throws per game (14.18) and 21st in free throws made (4,211).

(SINCE START OF 2016-17)	
FREE THROWS MADE PER GAME	
1. Troy	15.32
2. Murray St.	15.04
3. Western Ill.	14.93
4. Jackson St.	14.89
5. Sam Houston	14.85
6. LSU	14.84
7. Maryland	14.75
8. Cleveland State	14.57
9. Howard	14.51
10. North Dakota	14.49
11. South Carolina	14.46
12. SFA	14.35
13. Kent State	14.19
14. Iowa	14.09
15. Oklahoma	14.03

FREE THROWS MADE	
1. South Carolina	5,016
t2. Troy	4,749
t2. Maryland	4,749
4. Iowa	4,621
5. LSU	4,585
6. SFA	4,491
7. Cleveland State	4,487
8. Murray St.	4,468
9. Texas	4,462
10. Baylor	4,435
11. Western Ill.	4,403
12. Arkansas	4,380
13. Jackson St.	4,303
14. Notre Dame	4,283
15. Mississippi State	4,281
16. Oklahoma	4,280
17. South Dakota St.	4,277
t18. Alabama	4,246
t18. Indiana	4,246
20. Kent State	4,228

* Through games on Feb. 8, 2026

The Largest for Kent State

(Division I opponents only)

Lead.....	49, Niagara (4th quarter)
Deficit.....	44, at West Virginia (4th quarter)
Margin of Victory	47, Niagara
Margin of Defeat	41, at West Virginia
Halftime lead	33, Niagara
Halftime deficit	27, at James Madison
Deficit in win.....	8, at Xavier (3rd quarter)
Halftime deficit in win	1, at Xavier
Deficit in final 5 min of win	N/A
Lead in loss	15, UMass (2nd quarter)
Halftime lead in a loss.....	11, UMass

THE LAST TIME KENT STATE...

BUZZER BEATERS (0:00 ON THE CLOCK)

Won on a buzzer beater	Melanee Stubbs, mid-air catch & shoot	Feb. 14, 2015 vs. Northern Illinois (54-52)
Extended game on a buzzer beater	Nila Blackford, layup	Feb. 29, 2020 at Bowling Green (96-86)
Lost on a buzzer beater	Peyton Scott, three-pointer from top of arc	Feb. 27, 2021 at Miami (58-61)

OVERTIME

Won in overtime	Dec. 31, 2022 vs. Coppin State (72-69)
Won in double overtime	Feb. 29, 2020 at Bowling Green (96-86)
Lost in overtime	Dec. 19, 2024 at Coppin State (61-67)
Lost in double overtime	Dec. 10, 2023 at Duquesne (82-89)

SCORING

Scored 100 points	(W, 117-37)	Dec. 15, 2054 vs. Davis & Elkins
Scored 90-99 points	(L, 91-101)	Feb. 1, 2026 vs. Ball State
Scored less than 50 points	(L, 47-88)	Nov. 7, 2025 at West Virginia
Scored less than 50 points and won	(W, 46-31)	Dec. 19, 2017 at Robert Morris
Allowed 100 points	(L, 91-101)	Feb. 1, 2026 vs. Ball State
Allowed 90-99 points	(L, 72-93)	Jan. 25, 2017 at Northern Illinois
Allowed 40-49 points	(W, 64-44)	March 1, 2025 at Akron
Allowed less than 40 points	(W, 117-37)	Dec. 15, 2025 vs. Davis & Elkins
Won by 50+ points	80 (117-37)	Dec. 15, 2054 vs. Davis & Elkins
Won by 40-49 points	41 (87-46)	Nov. 16, 2025 vs. Niagara
Won by 30-39 points	30 (80-50)	Jan. 18, 2025 vs. Western Michigan
Won by 25-29 points	25 (73-48)	Jan. 14, 2024 vs. Northern Illinois

TEAM STATS

Made 10-plus 3-point field goals	10	Feb. 1, 2026 vs. Ball State
Shot 50 percent or better from the field	52.7 (29/55)	Jan. 24, 2026 at Buffalo
Shot 50 percent or better from the 3-point line (min. 10 3FGM)	52.0 (13/25)	Nov. 23, 2024 vs. Xavier
Shot 90 percent or better from the foul line (min. 10 FT)	92.9 (26/28)	Nov. 28, 2025 vs. Tulsa
Had 60 or more rebounds	60	Dec. 15, 2025 vs. Davis & Elkins
Had 50-59 more rebounds	53	Dec. 169 2024 at Coppin State
Had 30 or more assists	33	Dec. 15, 2025 vs. Davis & Elkins
Had 20-29 assists	25	Nov. 16, 2025 vs. Niagara
Had 8 or more blocked shots	8	Jan. 1, 2025 vs. Bowling Green
Had 20 or more steals	20	Jan. 10, 2024 at Miami
Had 5 or fewer turnovers	4	Feb. 15, 2023 at Buffalo

A KENT STATE PLAYER(S)

Scored 25-29 points	Mya Babbitt (25) vs. Bowling Green, 2/4/26
Scored 30-39 points	Mya Babbitt (30) at Ohio State, 11/19/25
Scored 40-plus points	Lindsay Shearer (44) vs. Bowling Green, 3/12/05
Two players scored 20-plus points	Mya Babbitt (28), Dionna Gray (23) vs. Ball State, 2/1/26
Three players scored 20-plus points	at Toledo, 3/5/18
Two players with a double-double	Megan Carter (24) Jordan Korinek (21), Naddiyah Cross (20)
	vs. Miami, 3/12/25
	Bridget Dunn (13 points, 16 rebounds)
	Dionna Gray (12 points, 10 rebounds)
	at Eastern Michigan, 1/7/1
	Larissa Lurken (28 points, 10 rebounds)
	Jordan Korinek (21 points, 13 rebounds)
	McKenna Stephens (15 points, 11 rebounds)
Bench player with a double-double	Emory Klatt (17 points, 12 rebounds) vs. Ohio, 1/14/26
Had a triple-double	Casey Santoro (16 points, 10 rebounds, 10 assists) vs. Clarion, 12/21/21
Four players in double-figures	vs. App State, 2/7/26
Five players in double-figures	Hildebrand (17), Campanelli (13), Thomas (12), Rismiller (10)
	vs. Miami, 3/12/25
Six-plus players in double-figures	Babbitt (19), Dunn (13), Gray (12), Tyler (12), Batsch (10)
	vs. Davis & Elkins, 12/15/25 (8 players)
	Babbitt (19), Kalocay (17), Rismiller (13), Klatt (13), Thomas (13), Campanelli (11), Murray (11), Hildebrand (10)
Made 5-plus 3-point field goals	Mya Babbitt (6), at Ohio State, 11/19/25
Perfect at FT line (min. 10 att.)	Dionna Gray (11/11) vs. Duquesne, 11/20/24
Had 15-19 rebounds	Bridget Dunn (16) vs. Miami, 3/12/25
Had 20-plus rebounds	Merissa Barber-Smith (20) vs. Bowling Green, 3/11/19
Had 10-plus assists	Dionna Gray (11) at Ohio, 2/14/26
Had 6-plus steals	Tatina Thomas (7) vs. App State, 2/7/26
Had 5-plus blocked shots	Bridget Dunn (5) vs. James Madison, 11/4/24

*Bold indicates 2025-26 season

KENT STATE BY THE NUMBERS

2,816	Career points scored by Kent State assistant coaches Fran Recchia, Alexa Golden, Paige Salisbury and Mary Dunn during their collegiate playing careers
1950	Year the M.A.C. Center was built, making it the 20th-oldest arena in the country
796	Wins in Kent State history
594	Free throws made in 2016-17, which led the nation
266	School record three-point field goals made during the 2022-23 season
222	RPI jump from 2016 to 2017, the largest improvement in the country
51	Number of varsity seasons of competition for Kent State Women's Basketball
36	Points scored in the 4th quarter against La Roche on Dec. 30, 2023, which is the program record for points in a quarter
33	Points scored in the 4th quarter at Miami on January 25, 2025, tying the program record against a Division I opponent that was previously set during the 1st quarter of a contest at Northern Illinois on Feb. 21, 2021
12	Postseason appearances all-time
9	Starting lineup combinations this season
8	Mid-American Conference regular season titles in program history
6	NCAA Tournament appearances
4	Wins against Power Five opponents since the start of the 2021-22 season
2	MAC East Division titles won under guidance of head coach Todd Starkey

KENT STATE SPECIALITY STATS

Opponent	Result	Listed as KSU/Opp.			
		In Paint	Off T/O	2nd Chance	Bench
at James Madison	L, 48-80	24/40	13/35	13/13	16/18
at West Virginia	L, 47-88	20/44	11/45	7/11	15/21
Walsh	W, 79-55	30/26	30/12	10/4	22/12
at Xavier	W, 68-60	22/34	17/26	12/9	20/6
Niagara	W, 92-45	44/16	28/8	10/7	32/9
at Ohio State	L, 68-88	22/36	9/34	12/19	13/18
at Duquesne	L, 53-58	24/16	19/13	13/13	12/19
vs. Tulsa	W, 75-69	38/16	21/10	13/13	9/21
vs. Arkansas State	L, 54-74	36/22	16/23	12/12	26/30
at Marshall	L, 62-70	30/32	8/17	21/11	15/22
Davis & Elkins	W, 117-36	66/14	31/8	22/8	54/9
at Bowling Green	L, 69-73	34/30	12/6	13/12	20/8
Miami	L, 63-67	24/14	14/18	11/20	13/12
UMass	L, 70-75	44/30	20/23	24/19	33/6
at Central Michigan	L, 57-66	32/40	16/15	6/16	10/13
at Eastern Michigan	W, 78-65	40/20	25/22	13/12	38/15
Ohio	W, 71-68	24/24	28/20	19/1	31/22
Akron	W, 91-79	44/42	16/15	9/22	46/19
at Buffalo	W, 84-74	42/40	13/18	12/8	23/14
at Toledo	L, 53-59	34/34	11/15	4/13	24/28
Ball State	L, 91-101	26/50	20/15	19/21	26/10
Bowling Green	W, 73-64	26/34	12/20	6/9	31/16
App State	W, 68-63	26/40	20/25	15/13	9/20
at Ohio	L, 61-71	30/30	10/20	17/15	22/21
Season Average		32.6/30.2 (+2.4)	17.5/19.3 (-1.8)	13.0/12.5 (+0.5)	23.3/16.2 (+7.1)

Bold indicates season KSU high/opponent low

2025-26 STARTING LINEUPS

Opponent	Result	Guard	Guard	Guard	Forward	Center
at James Madison	L, 48-80	Gray	Hauser	Babbitt	Tyler	Rismiller
at West Virginia	L, 47-88	Gray	Hauser	Babbitt	Tyler	Rismiller
Walsh	W, 79-55	Gray	Hauser	Babbitt	Tyler	Rismiller
at Xavier	W, 68-60	Gray	Hauser	Babbitt	Tyler	Rismiller
Niagara	W, 92-45	Gray	Hauser	Babbitt	Tyler	Rismiller
at Ohio State	L, 68-88	Gray	Hauser	Babbitt	Tyler	Rismiller
at Duquesne	L, 53-58	Gray	Kalocay	Babbitt	Tyler	Rismiller
vs. Tulsa	W, 75-69	Gray	Kalocay	Babbitt	Tyler	Rismiller
vs. Arkansas State	L, 54-74	Gray	Kalocay	Babbitt	Tyler	Rismiller
at Marshall	L, 62-70	Gray	Hauser	Babbitt	Tyler	Rismiller
Davis & Elkins	W, 117-37	Gray	Kalocay	Babbitt	Thomas	Rismiller
at Bowling Green	L, 69-73	Gray	Hauser	Babbitt	Thomas	Rismiller
Miami	L, 63-67	Gray	Hauser	Babbitt	Thomas	Rismiller
UMass	L, 70-75	Gray	Hauser	Babbitt	Thomas	Rismiller
at Central Michigan	L, 57-66	Gray	Kalocay	Babbitt	Thomas	Rismiller
at Eastern Michigan	W, 78-65	Gray	Kalocay	Babbitt	Thomas	Rismiller
Ohio	W, 71-68	Gray	Hildebrand	Babbitt	Juzzo	Rismiller
Akron	W, 91-79	Gray	Hildebrand	Babbitt	Juzzo	Rismiller
at Buffalo	W, 84-74	Gray	Hildebrand	Babbitt	Juzzo	Rismiller
at Toledo	L, 53-59	Gray	Hildebrand	Babbitt	Juzzo	Rismiller
Ball State	L, 91-101	Gray	Campanelli	Babbitt	Thomas	Rismiller
Bowling Green	W, 73-64	Gray	Campanelli	Babbitt	Thomas	Rismiller
App State	W, 68-63	Gray	Campanelli	Hildebrand	Thomas	Rismiller
at Ohio	L, 61-71	Gray	Campanelli	Babbitt	Thomas	Rismiller
Record as starters:	3-4	Gray	Hauser	Babbitt	Tyler	Rismiller
	1-2	Gray	Kalocay	Babbitt	Tyler	Rismiller
	2-1	Gray	Kalocay	Babbitt	Thomas	Rismiller
	0-3	Gray	Hauser	Babbitt	Thomas	Rismiller
	3-1	Gray	Hildebrand	Babbitt	Juzzo	Rismiller
	1-2	Gray	Campanelli	Babbitt	Thomas	Rismiller
	1-0	Gray	Campanelli	Hildebrand	Thomas	Rismiller

KSU SINGLE-GAME RECORDS

FIELD-GOAL PERCENTAGE (min. 10 attempts)

1. **.917 (11-12) Emory Klatt**
vs. Akron, 1/17/26
- .917 (11-12) Riley Rismiller**
at Buffalo, 1/24/26
3. **.909 (10-11) Amy Slowikowski**
vs. Ball State, 2/3/88

2025-26 NCAA SINGLE-GAME LEADERS

FIELD-GOAL PERCENTAGE (min. 11 makes)

1. **1.000 (14-14) Grace Oliver (Wake Forest)**
vs. Gardner-Webb, 12/22/25
2. **.933 (14-14) Joyce Edwards (South Carolina)**
vs. South Florida, 12/18/25
3. **.923 (12-13) Darianna Littlepage-Buggs (Baylor)**
vs. Le Moyne, 11/16/25
4. **.917 (11-12) Emory Klatt**
vs. Akron, 1/17/26
- .917 (11-12) Riley Rismiller**
at Buffalo, 1/24/26
- .917 (11-12) Abby Carter (Wichita State)**
vs. Oral Roberts, 12/16/25
- .917 (11-12) Joyce Edwards (South Carolina)**
vs. Bowling Green, 11/7/25

PASSING ON THE PORTAL

- For the second year in a row, Kent State did not have a player enter the transfer portal.
- The Golden Flashes are 1 of only 4 Division I programs who not lost a player to the portal each of the past two offseasons.
- Stability has also been a cornerstone under head coach **Todd Starkey**, as associate head coach **Fran Recchia** and assistant coach **Alexa Golden** have been part of the program for all 10 seasons of the Starkey era.
- Recchia was an assistant coach on Starkey's inaugural staff before being promoted in July 2018.
- Golden was a starter on Starkey's first three squads and has been a member of the staff in various roles since graduation.
- Assistant coach **Paige Salisbury** was a teammate of Golden on Starkey's first team and returned in the Director of Basketball Operations role for the 2022-23 season and was promoted to assistant coach prior to the following season.

90 PERCENT CLUB

- Over the first 1,449 games in the history of Kent State women's basketball, only one player every posted a game with at least 10 made shots and a field goal percentage of 90.0 or higher - **Amy Slowikowski** accomplished the feat by shooting 10-of-11 (.909) against Ball State on February 3, 1988.
- In the next two games, the Golden Flashes had a player join Slowikowski in this exclusive club while breaking her single-game field goal percentage record by shooting 11-of-12 from the floor for 91.7 percent.
- Forward **Emory Klatt** scored a career-high 29 points in her record-setting performance against Akron on January 17. Klatt made her first nine shots of the contest, extending her consecutive makes streak to 16 following a 7-for-7 performance in the previous game against Ohio.
- Center **Riley Rismiller** matched her teammate last Saturday and scored a career-high 25 points in a victory at Buffalo.
- There have only been seven performances this season of a player shooting at least 90 percent with a minimum of 11 made shots.
- Klatt and Rismiller are the only pair of teammates to accomplish the feat and are also the only players to do so against a conference opponent.

CHARITY STRIPE SUCCESS

- Kent State is among the most accurate free throw shooting teams in the country once again this season and ranks 19th in the nation with a 77.8% success rate at the charity stripe.
- In addition to being efficient, the Golden Flashes are making 15.8 free throws per contest, which ranks 16th nationally.
- Junior **Mya Babbitt** has shot 62-of-69 from the foul line this season for 89.9% to rank 12th in the country.
- Senior **Dionna Gray** is 54-of-62 for 87.1% and does not qualify for the national rankings.

2025-26 KENT STATE GOLDEN FLASHES ROSTER

NO.	NAME	POS.	HT.	YR.	HOMETOWN / HIGH SCHOOL (LAST SCHOOL)
0	Caitlyn Holmes	G	Fr.	5-8	Akron, Ohio / Ellet
1	Tatiana Thomas	F	Sr.	5-10	Bolingbrook, Ill. / Bolingbrook
2	Meghan Murray	G	So.	5-5	Hampton, Pa. / Hampton
3	Corynne Hauser	G	R-Jr.	5-7	Rochester, Pa. / Rochester
4	Journey Hildebrand	G	So.	5-11	Brunswick, Ohio / Brunswick
5	Bianca Juzzo	F	Gr.	5-11	Ribeirão Preto, Brazil / SEBCOC (New Mexico J.C.)
9	Rylee Kalocay	G	Fr.	5-9	Pittsburgh, Pa. / Upper St. Clair
11	Anna Campanelli	G	Fr.	5-10	Huntley, Ill. / Huntley
12	Dionna Gray	G	Sr.	5-4	Huntington, W.Va. / Huntington
22	Joy Bergstrom	G	R-Jr.	5-9	Mount Prospect, Ill. / Saint Viator (South Dakota)
23	Mya Babbitt	G	Jr.	5-8	Papillion, Neb. / Millard South
30	Riley Rismiller	C	Jr.	6-4	Coldwater, Ohio / Coldwater (Dayton)
34	Janae Tyler	F	Jr.	6-1	Lansing, Mich. / Holt
35	Emory Klatt	F	So.	6-1	Kildeer, Ill. / Stevenson (DePaul)

COACHING STAFF

Head Coach: Todd Starkey (Montreat '93), 10th season

Associate Head Coach: Fran Recchia (Virginia Tech '04), 10th season

Assistant Coach: Alexa Golden (Kent State, '17), sixth season

Assistant Coach: Paige Salisbury (Ursuline, '19), third season

Assistant Coach: Mary Dunn (Youngstown State, '20), first season

Graduate Assistant: Ondreya Brown (Kent State, '25), first season

PRONUNCIATION GUIDE

#3 **Corynne** Hauser: kuh-RINN

#5 Bianca **Juzzo**: JEW-zo

#12 **Dionna** Gray: Dee-ONN-ah

#23 **Mya** Babbitt: MY-ah

Fran **Recchia**: RAY-key-uh





HEAD COACH TODD STARKEY

Todd Starkey was hired as the sixth head coach of the Kent State Women's Basketball team in April 2016.

Already the second-winningest coach in school history with 164 victories, Starkey has led the Golden Flashes to one NCAA Tournament appearance, four Postseason WNITs and two Mid-American Conference East Division titles. His teams have recorded four 20-win seasons,

including 21 victories each of the past three years.

Starkey has found much success in recruiting talented student-athletes, landing two of the highest-touted signing classes in school history back-to-back in 2018 and 2019. Both classes had two student-athletes earn spots on the MAC All-Freshman Team, while only one other school had multiple honorees over the two seasons. Nila Blackford led all conference freshmen in rebounding during the 2019-20 season. Led by Asiah Dingle and Lindsey Thall, the 2018 class ranked second nationally with 964 points. Overall, these two classes have combined for four All-MAC honors and a pair of MAC All-Defensive Team nods.

The 2021-22 season ended with a berth in the WNIT for the Golden Flashes and a final record of 19-12. The season was highlighted by wins over two Power 5 programs at the Gulf Coast Showcase in Estero, Florida and a win in the WNIT. First, the Flashes took down #19 UCLA, 75-69 at the showcase. Two days later, Penn State was the victim as the Flashes won 81-74. Later in the year, Youngstown State couldn't handle the Golden Flashes in the WNIT, as Kent came out on top, 68-59. That win was the second postseason WNIT win in program history. The Flashes boasted the second best defense by points per game allowed in the MAC and were second in the MAC for three-point percentage. The 21-22 season also saw Starkey become the third coach to reach 100 wins at Kent State.

The Flashes advanced to the MAC Tournament quarterfinals for the fifth year in a row in the unique 2020-21 season. Kent State's three all-conference selections were tied for the most of any team in the league. In the MAC opener against Ohio, the Flashes set a new program record with 16 three-point field goals. Lindsey Thall was the conference's top shot blocker for the third straight season.

Kent State was playing its best ball of the year, having won seven of its last nine games, when a potential 2019-20 season-to-remember was unexpectedly cut short with the cancelation of the MAC Tournament. The East Division champions knocked off defending tournament champion Buffalo in a quarterfinal matchup and was the highest-remaining seed in the field. For the third time in the first four seasons under Starkey's guidance, Kent State finished in the top-100 of the RPI. Five players averaged more than 11 points per game with guards Megan Carter and Katie Shumate earning All-MAC honorable mention selections.

The 2018-19 season saw Kent State post its first 20-win campaign in eight years while breaking a 25-year-old school record with 241 three-point field goals made. The Flashes finished with the highest RPI ranking (81) in program history and boasted four wins against RPI Top 100 teams, including a victory at Green Bay in the first round of the Postseason WNIT. Guards Megan Carter and Alexa Golden thrived in their third season under Starkey's tutelage, earning All-MAC Third Team and Defensive Team honors, respectively. All-Freshman Team selections Asiah Dingle and Lindsey Thall highlighted the second highest-scoring freshman class (964 points) in the country.

Starkey was named 2017 MAC Coach of the Year for his efforts in guiding Kent State to one of biggest turnarounds in NCAA Division I women's basketball during his first season on the sidelines. The Golden Flashes finished the season with a 19-13 overall record and had the nation's largest RPI improvement, jumping 222 spots from the previous season, and the fifth most-improved record in the country. Despite being picked to finish last in the preseason, Kent State put together a 13-5 conference mark to win the program's first MAC East Division title since 2004-05. The regular season ended with a seven-game winning streak, which surpassed the number of conference games the team had won over the previous two seasons combined.

Behind the strength of five wins against RPI Top 100 teams, the Flashes received an at-large bid to the 2017 Postseason WNIT for the first time since the 2010-11 season. An angry Michigan squad that felt it deserved to play in the NCAA Tournament awaited

Career Record (18th season):	341-219
Kent State Record (10th season):	175-124
Conference Record:	102-72
At the M.A.C. Center:	93-33
On the road:	66-75
Neutral Site:	18-17
In overtime:	8-5
Vs. Northern Illinois:	11-6

Kent State in the opening round. Down by 21 points at halftime, the Flashes fought back to within five with just over two minutes to play before falling, 67-60. The Wolverines went on to claim the WNIT championship.

The 26-year coaching veteran came to Kent State after spending two seasons as an assistant coach at Indiana, where he was responsible for assisting with the program's recruiting, practice and game preparation, scouting reports, scheduling and player development.

During his second season in Bloomington in 2015-16, he helped lead the Hoosiers to a historic year as the team made its fifth NCAA Tournament appearance and grabbed its first win in the NCAA Tournament since 1983. Indiana finished the season with a 21-12 record, tying the school wins record, and was a perfect 14-0 at home. The Hoosiers finished fourth in the Big Ten, the school's highest conference finish in 18 years, and defeated three ranked opponents.

Starkey's time at IU began with a record-setting offensive performance, as the Hoosiers set single-game records for scoring (115) and 3-pointers made (16) in the season-opening win over Gardner-Webb on Nov. 15, 2014. The team would go on to post the program's best scoring average (71.9 ppg) since 1995-96 and make the second-most three-pointers (236) in a season.

His first head coaching job came at NCAA Division II Lenoir-Rhyne University in Hickory, North Carolina. Starkey concluded his nine-year tenure as the winningest coach in program history with a 165-95 record. Over his final six years, he led the Bears to four NCAA Tournament appearances and three Southern Atlantic Conference (SAC) regular season championships while averaging more than 20 wins per season. He received SAC Coach of the Year honors on four occasions, including a conference record three straight from 2009-11.

Starkey was named the 2009 Russell Athletic/WBCA NCAA Division II National Coach of the Year after leading Lenoir-Rhyne to one of the greatest seasons in program history. The Bears posted a 27-5 record and won both the conference regular season and tournament titles for the first time ever to earn the No. 1 seed in the NCAA Division II Southeast Regional Tournament. Lenoir-Rhyne won the first NCAA Tournament game in program history, 69-58, over Anderson before falling in the second round.

Academics are important to the Youngstown-area native. Kent State was the only Division I women's basketball program in the country during the 2016-17 season with two CoSIDA Academic All-America® selections, as Jordan Korinek and Larissa Lurken both earned second team honors. Korinek was then named to the first team in 2018. In his time at Lenoir-Rhyne, Starkey had 100-percent of the players who remained past their sophomore year graduate, while the team maintained a grade point average of 3.0 or higher every year.

Prior to his head coaching stint, Starkey served as an assistant coach for Lenoir-Rhyne's men's team for two seasons (2003-05). The team won the 2004 SAC regular season championship and made an NCAA postseason appearance.

Starkey got his coaching career started at his alma mater, Montreat College, in North Carolina. He was an assistant men's basketball coach for five seasons (1998-03), helping the team to an NAIA National Tournament appearance in 2000.

Starkey grew up in nearby Canfield, Ohio, and graduated with a bachelor's degree in outdoor education from Montreat College. His playing career began in basketball and tennis at Mars Hill College.

TV / RADIO CHART



CAITLYN HOLMES
G • Fr. • 5-8
Akron, Ohio / Ellet



TATIANA THOMAS
F • Sr. • 5-10
Bolingbrook, Ill. / Bolingbrook



MEGHAN MURRAY
G • So. • 5-5
Hampton, Pa. / Hampton



CORYNNE HAUSER
G • R-Jr. • 5-7
Rochester, Pa. / Rochester



JOURNEY HILDEBRAND
G • So. • 5-11
Brunswick, Ohio / Brunswick



BIANCA JUZZO
F • Gr. • 5-11
Ribeirão Preto, Brazil / SEBIOC
/ New Mexico J.C.



RYLEE KALOCAY
G • Fr. • 5-9
Pittsburgh, Pa. / Upper St. Clair



ANNA CAMPANELLI
G • Fr. • 5-10
Huntley, Ill. / Huntley



DIONNA GRAY
G • Sr. • 5-4
Huntington, W.Va. / Huntington



JOY BERGSTROM
G • R-Jr. • 5-9
Mount Prospect, Ill. /
Saint Viator / South Dakota



MYA BABBITT
G • Jr. • 5-8
Papillion, Neb. / Millard South



RILEY RISMILLER
C • Jr. • 6-4
Coldwater, Ohio / Coldwater /
Dayton



JANAE TYLER
F • Jr. • 6-1
Lansing, Mich. / Holt



EMORY KLATT
F • So. • 6-1
Kildeer, Ill. / Stevenson /
DePaul



2025-26 SEASON STATISTICS

Game Records

Record	Overall	Home	Away	Neutral
ALL GAMES	11-13	7-3	3-9	1-1
CONFERENCE	5-7	3-3	2-4	0-0
NON-CONFERENCE	6-6	4-0	1-5	1-1

Score by Periods

Team	1st	2nd	3rd	4th	OT	TOT
Kent St.	412	419	427	434	0	1692
Opponents	438	372	405	434	0	1649

Team Box Score

No.	Player				Total		3-Point		F-Throw		Rebounds													
		GP-GS	MIN	AVG	FG-FGA	FG%	3FG-3FGA	3FG%	FT-FTA	FT%	OFF	DEF	TOT	AVG	PF	DQ	A	TO	BLK	STL	PTS	AVG		
23	BABBITT, Mya	23-23	805:58	35.0	136-357	.381	53-187	.283	62-69	.899	19	77	96	4.2	53	0	41	67	4	36	387	16.8		
34	TYLER, Janae	10-10	224:46	22.5	40-87	.460	0-0	.000	25-38	.658	26	21	47	4.7	25	0	6	9	5	5	105	10.5		
3	HAUSER, Corynne	10-10	220:00	22.0	33-88	.375	12-33	.364	17-18	.944	6	22	28	2.8	16	0	23	29	2	10	95	9.5		
30	RISMILLER, Riley	24-24	570:36	23.8	80-154	.519	3-10	.300	43-58	.741	44	96	140	5.8	50	0	10	44	13	6	206	8.6		
1	THOMAS, Tatiana	21-10	398:50	19.0	51-112	.455	1-1	1.000	44-69	.638	58	48	106	5.0	62	2	29	37	12	36	147	7.0		
12	GRAY, Dionna	24-24	760:07	31.7	42-138	.304	11-49	.224	54-62	.871	23	77	100	4.2	63	1	131	87	7	30	149	6.2		
35	KLATT, Emory	24-0	311:59	13.0	58-88	.659	3-6	.500	28-32	.875	37	61	98	4.1	25	1	9	15	6	16	147	6.1		
9	KALOCAY, Rylee	18-6	275:20	15.3	28-68	.412	13-38	.342	30-37	.811	8	28	36	2.0	34	2	22	17	0	20	99	5.5		
4	HILDEBRAND, Journey	14-5	227:56	16.3	23-73	.315	11-44	.250	9-14	.643	5	25	30	2.1	17	0	10	18	0	6	66	4.7		
11	CAMPANELLI, Anna	23-4	276:53	12.0	30-70	.429	12-34	.353	28-36	.778	16	23	39	1.7	29	1	9	25	2	9	100	4.3		
0	HOLMES, Caitlyn	24-0	246:15	10.3	35-78	.449	1-2	.500	21-32	.656	9	20	29	1.2	23	0	18	49	2	15	92	3.8		
5	JUZZO, Bianca	21-4	303:22	14.4	20-57	.351	5-22	.227	11-14	.786	20	24	44	2.1	32	0	19	21	3	3	56	2.7		
2	MURRAY, Meghan	21-0	177:59	8.5	14-47	.298	9-27	.333	6-7	.857	6	21	27	1.3	29	1	17	19	0	8	43	2.0		
Team											60	65	125					24						
Total		24	4800		590-1417	.416	134-453	.296	378-486	.778	337	608	945	39.4	458	8	344	461	56	200	1692	70.5		
Opponents		24	4800		586-1476	.397	176-588	.299	301-440	.684	320	533	853	35.5	519	21	328	422	112	233	1649	68.7		

Team Statistics

	KENTST	OPP
Scoring	1692	1649
Points per game	70.5	68.7
Scoring margin	+1.8	-
Field goals-att	590-1417	586-1476
Field goal pct	.416	.397
3 point fg-att	134-453	176-588
3-point FG pct	.296	.299
3-pt FG made per game	5.6	7.3
Free throws-att	378-486	301-440
Free throw pct	.778	.684
F-Throws made per game	15.8	12.5
Rebounds	945	853
Rebounds per game	39.4	35.5
Rebounding margin	+3.8	-
Assists	344	328
Assists per game	14.3	13.7
Turnovers	461	422
Turnovers per game	19.2	17.6
Turnover margin	-1.6	-
Assist/turnover ratio	0.7	0.8
Steals	200	233
Steals per game	8.3	9.7
Blocks	56	112
Blocks per game	2.3	4.7
Winning streak	0	-
Home win streak	2	-
Attendance	14015	23493
Home games-Avg/Game	10-1402	12-1958
Neutral site-Avg/Game	-	2-227

Team Results

Date	Opponent		Score	Att.
11/03/2025	at James Madison	L	48-80	2036
11/07/2025	at West Virginia	L	47-88	2954
11/10/2025	Walsh	W	79-55	1185
11/14/2025	at Xavier	W	68-60	910
11/16/2025	Niagara	W	92-45	1176
11/19/2025	at Ohio St.	L	68-88	4617
11/24/2025	at Duquesne	L	53-58	984
11/28/2025	vs Tulsa	W	75-69	217
11/30/2025	vs Arkansas St.	L	54-74	237
12/06/2025	at Marshall	L	62-70	1067
12/15/2025	Davis & Elkins	W	117-37	2067
12/20/2025	at Bowling Green	L	69-73	1919
12/31/2025	Miami (OH)	L	63-67	1124
01/03/2026	Massachusetts	L	70-75	2449
01/07/2026	at Central Mich.	L	57-66	2312
01/10/2026	at Eastern Mich.	W	78-65	1165
01/14/2026	Ohio	W	71-68	1292
01/17/2026	Akron	W	91-79	1344
01/24/2026	at Buffalo	W	84-74	955
01/28/2026	at Toledo	L	53-59	3920
02/01/2026	Ball St.	L	91-101	1170
02/04/2026	Bowling Green	W	73-64	1092
02/07/2026	App State	W	68-63	1116
02/14/2026	at Ohio	L	61-71	654

2025-26 MAC-ONLY STATISTICS

Game Records

Record	Overall	Home	Away	Neutral
ALL GAMES	5-7	3-3	2-4	0-0
CONFERENCE	5-7	3-3	2-4	0-0
NON-CONFERENCE	0-0	0-0	0-0	0-0

Score by Periods

Team	1st	2nd	3rd	4th	OT	TOT
Kent St.	206	211	207	237	0	861
Opponents	220	191	207	244	0	862

Team Box Score

No.	Player				Total		3-Point		F-Throw		Rebounds											
		GP-GS	MIN	AVG	FG-FGA	FG%	3FG-3FGA	3FG%	FT-FTA	FT%	OFF	DEF	TOT	AVG	PF	DQ	A	TO	BLK	STL	PTS	AVG
23	BABBITT, Mya	12-12	442:48	36.9	80-199	.402	28-99	.283	26-31	.839	11	31	42	3.5	31	0	18	35	2	24	214	17.8
3	HAUSER, Corynne	3-3	62:43	20.9	11-26	.423	4-9	.444	9-9	1.000	4	5	9	3.0	6	0	7	7	1	4	35	11.7
35	KLATT, Emory	12-0	204:08	17.0	44-65	.677	2-4	.500	24-27	.889	24	46	70	5.8	19	1	3	9	3	12	114	9.5
30	RISMILLER, Riley	12-12	274:37	22.9	39-77	.506	2-4	.500	24-35	.686	19	38	57	4.8	27	0	3	22	5	2	104	8.7
12	GRAY, Dionna	12-12	397:41	33.1	28-73	.384	6-26	.231	32-38	.842	11	43	54	4.5	36	1	69	41	4	17	94	7.8
1	THOMAS, Tatiana	9-8	167:55	18.7	18-50	.360	0-0	.000	18-35	.514	28	21	49	5.4	33	2	16	20	10	10	54	6.0
11	CAMPANELLI, Anna	12-3	178:28	14.9	22-45	.489	10-22	.455	13-16	.813	9	15	24	2.0	21	1	3	16	1	7	67	5.6
0	HOLMES, Caitlyn	12-0	126:53	10.6	19-48	.396	1-2	.500	17-23	.739	5	7	12	1.0	14	0	10	22	0	8	56	4.7
5	JUZZO, Bianca	12-4	220:01	18.3	15-44	.341	4-19	.211	10-12	.833	13	12	25	2.1	20	0	10	12	2	3	44	3.7
9	KALOCAY, Rylee	7-2	73:34	10.5	8-18	.444	2-7	.286	5-5	1.000	2	7	9	1.3	14	1	5	5	0	4	23	3.3
4	HILDEBRAND, Journey	12-4	183:36	15.3	12-53	.226	7-32	.219	8-11	.727	2	16	18	1.5	13	0	6	15	0	3	39	3.3
2	MURRAY, Meghan	10-0	67:35	6.8	5-17	.294	2-7	.286	5-5	1.000	1	8	9	0.9	10	0	8	6	0	0	17	1.7
Team											32	37	69					7				
Total		12	2400		301-715	.421	68-231	.294	191-247	.773	161	286	447	37.3	244	6	158	217	28	94	861	71.8
Opponents		12	2400		305-742	.411	86-287	.300	166-241	.689	170	273	443	36.9	255	12	171	201	57	112	862	71.8

Team Statistics

	KENTST	OPP
Scoring	861	862
Points per game	71.8	71.8
Scoring margin	-0.1	-
Field goals-att	301-715	305-742
Field goal pct	.421	.411
3 point fg-att	68-231	86-287
3-point FG pct	.294	.300
3-pt FG made per game	5.7	7.2
Free throws-att	191-247	166-241
Free throw pct	.773	.689
F-Throws made per game	15.9	13.8
Rebounds	447	443
Rebounds per game	37.3	36.9
Rebounding margin	+0.3	-
Assists	158	171
Assists per game	13.2	14.3
Turnovers	217	201
Turnovers per game	18.1	16.8
Turnover margin	-1.3	-
Assist/turnover ratio	0.7	0.9
Steals	94	112
Steals per game	7.8	9.3
Blocks	28	57
Blocks per game	2.3	4.8
Winning streak	0	-
Home win streak	1	-
Attendance	8471	10925
Home games-Avg/Game	6-1412	6-1821
Neutral site-Avg/Game	-	0-0

Team Results

Date	Opponent		Score	Att.
12/20/2025	at Bowling Green	L	69-73	1919
12/31/2025	Miami (OH)	L	63-67	1124
01/03/2026	Massachusetts	L	70-75	2449
01/07/2026	at Central Mich.	L	57-66	2312
01/10/2026	at Eastern Mich.	W	78-65	1165
01/14/2026	Ohio	W	71-68	1292
01/17/2026	Akron	W	91-79	1344
01/24/2026	at Buffalo	W	84-74	955
01/28/2026	at Toledo	L	53-59	3920
02/01/2026	Ball St.	L	91-101	1170
02/04/2026	Bowling Green	W	73-64	1092
02/14/2026	at Ohio	L	61-71	654

CAREER STATISTICS

BABBITT, Mya

				Field Goals		3-Point		F-Throws		Rebounds										Scoring	
SEASON	TEAM	GP-GS	MIN/AVG	FG-FGA	FG%	3FG-3FGA	3FG%	FT-FTA	FT%	OFF	DEF	TOT	AVG	PF-FO	A	TO	BLK	STL	PTS	AVG	
2023-24	KentSt	21-0	159/7.6	17-54	.315	13-47	.277	3-4	.750	5	20	25	1.2	5-0	7	5	2	4	50	2.4	
2024-25	KentSt	33-30	1099/33.3	132-298	.443	83-200	.415	42-53	.792	21	118	139	4.2	50-1	59	52	4	35	389	11.8	
2025-26	KentSt	23-23	806/35.0	136-357	.381	53-187	.283	62-69	.899	19	77	96	4.2	53-0	41	67	4	36	387	16.8	
TOTAL		77-53	2064/26.8	285-709	.402	149-434	.343	107-126	.849	45	215	260	3.4	108-1	107	124	10	75	826	10.7	

Single Game Highs

Statistic	Value	
Points	30	at Ohio St. 11/19/25
Rebounds	8	vs Walsh 11/07/24, vs Tulsa 11/28/25
Assists	6	at Toledo 01/08/25
Steals	5	at Central Mich. 01/07/26
Blocks	2	vs Bowling Green 01/01/25
FG Made	11	vs Ball St. 02/01/26
FG Attempts	26	vs Massachusetts 01/03/26
3FG Made	6	at Ohio St. 11/19/25
3FG Attempts	13	vs Ohio 01/14/26
FT Made	11	vs Tulsa 11/28/25
FT Attempts	12	vs Tulsa 11/28/25

CAMPANELLI, Anna

				Field Goals		3-Point		F-Throws		Rebounds									Scoring	
SEASON	TEAM	GP-GS	MIN/AVG	FG-FGA	FG%	3FG-3FGA	3FG%	FT-FTA	FT%	OFF	DEF	TOT	AVG	PF-FO	A	TO	BLK	STL	PTS	AVG
2025-26	KentSt	23-4	277/12.0	30-70	.429	12-34	.353	28-36	.778	16	23	39	1.7	29-1	9	25	2	9	100	4.3
TOTAL		23-4	277/12.0	30-70	.429	12-34	.353	28-36	.778	16	23	39	1.7	29-1	9	25	2	9	100	4.3

Single Game Highs

Statistic	Value	
Points	19	at Buffalo 01/24/26
Rebounds	6	at Buffalo 01/24/26
Assists	3	vs App State 02/07/26
Steals	2	at Buffalo 01/24/26, at Eastern Mich. 01/10/26, at Toledo 01/28/26
Blocks	1	vs App State 02/07/26, vs Ball St. 02/01/26
FG Made	5	at Buffalo 01/24/26, at Ohio 02/14/26, at Toledo 01/28/26
FG Attempts	12	at Ohio 02/14/26
3FG Made	3	at Buffalo 01/24/26
3FG Attempts	5	at Ohio 02/14/26
FT Made	8	vs App State 02/07/26
FT Attempts	10	vs App State 02/07/26

CAREER STATISTICS

GRAY, Dionna

				Field Goals		3-Point		F-Throws		Rebounds									Scoring	
SEASON	TEAM	GP-GS	MIN/AVG	FG-FGA	FG%	3FG-3FGA	3FG%	FT-FTA	FT%	OFF	DEF	TOT	AVG	PF-FO	A	TO	BLK	STL	PTS	AVG
2022-23	KentSt	25-0	230/9.2	24-72	.333	11-36	.306	10-14	.714	7	27	34	1.4	28-1	18	25	0	13	69	2.8
2023-24	KentSt	31-12	676/21.8	46-135	.341	19-64	.297	42-49	.857	20	54	74	2.4	61-2	86	50	1	27	153	4.9
2024-25	KentSt	28-28	906/32.4	72-226	.319	19-84	.226	74-87	.851	23	84	107	3.8	72-3	138	93	1	29	237	8.5
2025-26	KentSt	24-24	760/31.7	42-138	.304	11-49	.224	54-62	.871	23	77	100	4.2	63-1	131	87	7	30	149	6.2
TOTAL		108-64	2572/23.8	184-571	.322	60-233	.258	180-212	.849	73	242	315	2.9	224-7	373	255	9	99	608	5.6

Single Game Highs

Statistic	Value	
Points	23	vs Ball St. 02/01/26
Rebounds	10	vs Miami (OH) 03/12/25
Assists	12	vs Ohio 01/14/26
Steals	5	at Eastern Mich. 01/10/26
Blocks	2	at Ohio 02/14/26, at Toledo 01/28/26, at Ohio St. 11/19/25
FG Made	7	vs Ball St. 02/01/26
FG Attempts	21	vs Colorado St. 11/29/24
3FG Made	4	vs Buffalo 03/16/24
3FG Attempts	10	vs Colorado St. 11/29/24
FT Made	11	vs Duquesne 11/20/24
FT Attempts	12	vs Miami (OH) 03/12/25

CAREER STATISTICS

HAUSER, Corynne

				Field Goals		3-Point		F-Throws		Rebounds										Scoring	
SEASON	TEAM	GP-GS	MIN/AVG	FG-FGA	FG%	3FG-3FGA	3FG%	FT-FTA	FT%	OFF	DEF	TOT	AVG	PF-FO	A	TO	BLK	STL		PTS	AVG
2022-23	KentSt	32-25	740/23.1	102-245	.416	20-64	.313	62-79	.785	10	75	85	2.7	59-1	95	58	7	22		286	8.9
2023-24	KentSt	20-20	563/28.1	69-173	.399	26-71	.366	32-40	.800	8	63	71	3.6	26-0	84	49	5	18		196	9.8
2025-26	KentSt	10-10	220/22.0	33-88	.375	12-33	.364	17-18	.944	6	22	28	2.8	16-0	23	29	2	10		95	9.5
TOTAL		62-55	1523/24.6	204-506	.403	58-168	.345	111-137	.810	24	160	184	3.0	101-1	202	136	14	50		577	9.3

Single Game Highs

Statistic	Value	
Points	23	at Miami (OH) 01/11/23
Rebounds	11	at Duquesne 12/10/23
Assists	10	vs Ohio 01/06/24
Steals	4	vs Walsh 11/10/25
Blocks	2	at Miami (OH) 01/10/24
FG Made	7	at Duquesne 12/10/23, vs Walsh 11/10/25
FG Attempts	21	at Duquesne 12/10/23
3FG Made	3	6 times
3FG Attempts	9	vs Walsh 11/10/25
FT Made	8	at Miami (OH) 01/11/23, at Bowling Green 12/20/25
FT Attempts	10	at Miami (OH) 01/11/23

HILDEBRAND, Journey

				Field Goals		3-Point		F-Throws		Rebounds										Scoring	
SEASON	TEAM	GP-GS	MIN/AVG	FG-FGA	FG%	3FG-3FGA	3FG%	FT-FTA	FT%	OFF	DEF	TOT	AVG	PF-FO	A	TO	BLK	STL		PTS	AVG
2024-25	KentSt	31-1	486/15.7	49-120	.408	24-65	.369	16-20	.800	10	40	50	1.6	27-0	14	28	5	9		138	4.5
2025-26	KentSt	14-5	228/16.3	23-73	.315	11-44	.250	9-14	.643	5	25	30	2.1	17-0	10	18	0	6		66	4.7
TOTAL		45-6	714/15.9	72-193	.373	35-109	.321	25-34	.735	15	65	80	1.8	44-0	24	46	5	15		204	4.5

Single Game Highs

Statistic	Value	
Points	19	vs Walsh 11/07/24
Rebounds	8	vs App State 02/07/26
Assists	3	vs Davis & Elkins 12/15/25
Steals	2	4 times
Blocks	1	5 times
FG Made	7	vs App State 02/07/26
FG Attempts	12	vs Ohio 01/14/26, vs App State 02/07/26
3FG Made	5	vs Virginia-Lynchburg 12/16/24, at Ohio 01/11/25
3FG Attempts	10	at Ohio 01/11/25
FT Made	5	vs Walsh 11/07/24
FT Attempts	5	vs Walsh 11/07/24

CAREER STATISTICS

HOLMES, Caitlyn

				Field Goals		3-Point		F-Throws		Rebounds										Scoring	
SEASON	TEAM	GP-GS	MIN/AVG	FG-FGA	FG%	3FG-3FGA	3FG%	FT-FTA	FT%	OFF	DEF	TOT	AVG	PF-FO	A	TO	BLK	STL		PTS	AVG
2025-26	KentSt	24-0	246/10.3	35-78	.449	1-2	.500	21-32	.656	9	20	29	1.2	23-0	18	49	2	15		92	3.8
TOTAL		24-0	246/10.3	35-78	.449	1-2	.500	21-32	.656	9	20	29	1.2	23-0	18	49	2	15		92	3.8

Single Game Highs

Statistic	Value	
Points	11	vs Bowling Green 02/04/26, vs Ball St. 02/01/26
Rebounds	4	vs App State 02/07/26
Assists	4	vs Bowling Green 02/04/26, vs Akron 01/17/26
Steals	4	vs Niagara 11/16/25, vs Ball St. 02/01/26
Blocks	1	at Ohio St. 11/19/25, at West Virginia 11/07/25
FG Made	4	at Eastern Mich. 01/10/26, vs Ball St. 02/01/26
FG Attempts	9	vs Ball St. 02/01/26
3FG Made	1	vs Bowling Green 02/04/26
3FG Attempts	1	vs Bowling Green 02/04/26, vs Ohio 01/14/26
FT Made	6	vs Bowling Green 02/04/26
FT Attempts	6	vs Bowling Green 02/04/26

JUZZO, Bianca

				Field Goals		3-Point		F-Throws		Rebounds										Scoring	
SEASON	TEAM	GP-GS	MIN/AVG	FG-FGA	FG%	3FG-3FGA	3FG%	FT-FTA	FT%	OFF	DEF	TOT	AVG	PF-FO	A	TO	BLK	STL		PTS	AVG
2023-24	KentSt	11-0	53/4.9	4-14	.286	0-6	.000	0-0	.000	3	6	9	0.8	7-0	4	5	0	1		8	0.7
2024-25	KentSt	23-1	125/5.4	10-19	.526	2-6	.333	11-12	.917	11	7	18	0.8	21-0	8	8	3	6		33	1.4
2025-26	KentSt	21-4	303/14.4	20-57	.351	5-22	.227	11-14	.786	20	24	44	2.1	32-0	19	21	3	3		56	2.7
TOTAL		55-5	482/8.8	34-90	.378	7-34	.206	22-26	.846	34	37	71	1.3	60-0	31	34	6	10		97	1.8

Single Game Highs

Statistic	Value	
Points	12	vs Walsh 11/07/24
Rebounds	8	vs Davis & Elkins 12/15/25
Assists	4	vs Walsh 11/10/25
Steals	3	at NIU 02/05/25
Blocks	1	6 times
FG Made	5	vs Walsh 11/07/24
FG Attempts	9	at Eastern Mich. 01/10/26
3FG Made	2	vs NIU 02/26/25
3FG Attempts	7	vs Ball St. 02/01/26
FT Made	2	9 times
FT Attempts	2	13 times

CAREER STATISTICS

KALOCAY, Rylee

				Field Goals		3-Point		F-Throws		Rebounds										Scoring	
SEASON	TEAM	GP-GS	MIN/AVG	FG-FGA	FG%	3FG-3FGA	3FG%	FT-FTA	FT%	OFF	DEF	TOT	AVG	PF-FO	A	TO	BLK	STL		PTS	AVG
2025-26	KentSt	18-6	275/15.3	28-68	.412	13-38	.342	30-37	.811	8	28	36	2.0	34-2	22	17	0	20		99	5.5
TOTAL		18-6	275/15.3	28-68	.412	13-38	.342	30-37	.811	8	28	36	2.0	34-2	22	17	0	20		99	5.5

Single Game Highs

Statistic	Value	
Points	16	vs Davis & Elkins 12/15/25
Rebounds	6	at Bowling Green 12/20/25, vs Davis & Elkins 12/15/25, vs Arkansas St. 11/30/25
Assists	6	vs Davis & Elkins 12/15/25
Steals	4	vs Davis & Elkins 12/15/25
FG Made	6	vs Davis & Elkins 12/15/25
FG Attempts	10	vs Davis & Elkins 12/15/25
3FG Made	3	at Duquesne 11/24/25
3FG Attempts	8	at Duquesne 11/24/25
FT Made	5	vs Tulsa 11/28/25, at Xavier 11/14/25
FT Attempts	8	at Xavier 11/14/25

KLATT, Emory

				Field Goals		3-Point		F-Throws		Rebounds										Scoring	
SEASON	TEAM	GP-GS	MIN/AVG	FG-FGA	FG%	3FG-3FGA	3FG%	FT-FTA	FT%	OFF	DEF	TOT	AVG	PF-FO	A	TO	BLK	STL		PTS	AVG
2024-25	DePaul	17-0	111/6.5	2-15	.133	0-0	.000	6-10	.600	17	13	30	1.8	16-0	2	1	3	8		10	0.6
2025-26	KentSt	24-0	312/13.0	58-88	.659	3-6	.500	28-32	.875	37	61	98	4.1	25-1	9	15	6	16		147	6.1
TOTAL FOR KentSt		24-0	312/13.0	58-88	.659	3-6	.500	28-32	.875	37	61	98	4.1	25-1	9	15	6	16		147	6.1
TOTAL		41-0	423/10.3	60-103	.583	3-6	.500	34-42	.810	54	74	128	3.1	41-1	11	16	9	24		157	3.8

Single Game Highs

Statistic	Value	
Points	29	vs Akron 01/17/26
Rebounds	12	vs Ohio 01/14/26
Assists	4	vs Davis & Elkins 12/15/25
Steals	4	at Central Mich. 01/07/26
Blocks	1	9 times
FG Made	11	vs Akron 01/17/26
FG Attempts	12	vs Akron 01/17/26
3FG Made	1	vs Ohio 01/14/26, at Central Mich. 01/07/26, vs Davis & Elkins 12/15/25
3FG Attempts	1	6 times
FT Made	7	vs Akron 01/17/26
FT Attempts	8	vs Akron 01/17/26

CAREER STATISTICS

MURRAY, Meghan

				Field Goals		3-Point		F-Throws		Rebounds									Scoring	
SEASON	TEAM	GP-GS	MIN/AVG	FG-FGA	FG%	3FG-3FGA	3FG%	FT-FTA	FT%	OFF	DEF	TOT	AVG	PF-FO	A	TO	BLK	STL	PTS	AVG
2024-25	KentSt	33-2	346/10.5	30-81	.370	13-35	.371	22-28	.786	8	26	34	1.0	29-0	56	36	2	9	95	2.9
2025-26	KentSt	21-0	178/8.5	14-47	.298	9-27	.333	6-7	.857	6	21	27	1.3	29-1	17	19	0	8	43	2.0
TOTAL		54-2	524/9.7	44-128	.344	22-62	.355	28-35	.800	14	47	61	1.1	58-1	73	55	2	17	138	2.6

Single Game Highs

Statistic	Value	
Points	11	vs Virginia-Lynchburg 12/16/24, vs Davis & Elkins 12/15/25
Rebounds	7	vs Virginia-Lynchburg 12/16/24
Assists	13	vs Virginia-Lynchburg 12/16/24
Steals	4	at Elon 11/16/24
Blocks	1	vs Walsh 11/07/24, vs Virginia-Lynchburg 12/16/24
FG Made	4	at Niagara 12/05/24, vs Davis & Elkins 12/15/25, vs Virginia-Lynchburg 12/16/24
FG Attempts	12	vs Virginia-Lynchburg 12/16/24
3FG Made	3	vs Davis & Elkins 12/15/25
3FG Attempts	5	vs Davis & Elkins 12/15/25, vs Virginia-Lynchburg 12/16/24
FT Made	6	vs Bowling Green 01/01/25
FT Attempts	6	vs Bowling Green 01/01/25

RISMILLER, Riley

				Field Goals		3-Point		F-Throws		Rebounds									Scoring	
SEASON	TEAM	GP-GS	MIN/AVG	FG-FGA	FG%	3FG-3FGA	3FG%	FT-FTA	FT%	OFF	DEF	TOT	AVG	PF-FO	A	TO	BLK	STL	PTS	AVG
2023-24	UD	23-1	293/12.7	35-90	.389	9-27	.333	25-33	.758	23	48	71	3.1	24-0	10	26	4	2	104	4.5
2024-25	KentSt	28-11	491/17.5	82-154	.532	2-14	.143	47-53	.887	35	106	141	5.0	35-1	10	45	9	7	213	7.6
2025-26	KentSt	24-24	571/23.8	80-154	.519	3-10	.300	43-58	.741	44	96	140	5.8	50-0	10	44	13	6	206	8.6
TOTAL FOR KentSt		52-35	1062/20.4	162-308	.526	5-24	.208	90-111	.811	79	202	281	5.4	85-1	20	89	22	13	419	8.1
TOTAL		75-36	1355/18.1	197-398	.495	14-51	.275	115-144	.799	102	250	352	4.7	109-1	30	115	26	15	523	7.0

Single Game Highs

Statistic	Value	
Points	25	at Buffalo 01/24/26
Rebounds	13	vs Akron 02/01/25
Assists	3	at Marshall 12/06/25
Steals	2	at NC State 11/14/24, at Xavier 11/14/25
Blocks	3	at Bowling Green 12/20/25, vs Tulsa 11/28/25
FG Made	11	at Buffalo 01/24/26
FG Attempts	15	at Duquesne 11/24/25
3FG Made	2	vs Purdue 12/01/23, at Miami (OH) 12/09/23
3FG Attempts	4	at Saint Joseph's 02/14/24
FT Made	14	vs James Madison 11/04/24
FT Attempts	15	vs James Madison 11/04/24

CAREER STATISTICS

THOMAS, Tatiana

				Field Goals		3-Point		F-Throws		Rebounds										Scoring	
SEASON	TEAM	GP-GS	MIN/AVG	FG-FGA	FG%	3FG-3FGA	3FG%	FT-FTA	FT%	OFF	DEF	TOT	AVG	PF-FO	A	TO	BLK	STL		PTS	AVG
2022-23	KentSt	20-0	211/10.6	31-62	.500	0-0	.000	16-26	.615	18	39	57	2.9	44-2	13	24	5	7		78	3.9
2023-24	KentSt	23-0	184/8.0	27-53	.509	0-0	.000	15-46	.326	28	33	61	2.7	37-0	7	24	9	6		69	3.0
2024-25	KentSt	31-3	403/13.0	64-134	.478	0-1	.000	43-60	.717	53	64	117	3.8	63-0	30	33	7	25		171	5.5
2025-26	KentSt	21-10	399/19.0	51-112	.455	1-1	1.000	44-69	.638	58	48	106	5.0	62-2	29	37	12	36		147	7.0
TOTAL		95-13	1198/12.6	173-361	.479	1-2	.500	118-201	.587	157	184	341	3.6	206-4	79	118	33	74		465	4.9

Single Game Highs

Statistic	Value	
Points	18	vs Miami (OH) 12/31/25
Rebounds	13	vs Miami (OH) 12/31/25
Assists	6	vs Massachusetts 01/03/26
Steals	7	vs App State 02/07/26
Blocks	4	vs Miami (OH) 12/31/25
FG Made	7	vs Arkansas St. 11/30/25
FG Attempts	14	vs Miami (OH) 12/31/25
3FG Made	1	vs Davis & Elkins 12/15/25
3FG Attempts	1	vs Davis & Elkins 12/15/25, vs Akron 02/01/25
FT Made	8	vs Miami (OH) 12/31/25
FT Attempts	12	vs Miami (OH) 12/31/25

TYLER, Janae

				Field Goals		3-Point		F-Throws		Rebounds										Scoring	
SEASON	TEAM	GP-GS	MIN/AVG	FG-FGA	FG%	3FG-3FGA	3FG%	FT-FTA	FT%	OFF	DEF	TOT	AVG	PF-FO	A	TO	BLK	STL		PTS	AVG
2023-24	KentSt	30-2	487/16.2	116-195	.595	0-0	.000	58-90	.644	54	58	112	3.7	59-0	17	31	19	17		290	9.7
2024-25	KentSt	23-20	483/21.0	102-196	.520	0-3	.000	63-113	.558	58	58	116	5.0	49-1	21	46	10	12		267	11.6
2025-26	KentSt	10-10	225/22.5	40-87	.460	0-0	.000	25-38	.658	26	21	47	4.7	25-0	6	9	5	5		105	10.5
TOTAL		63-32	1194/19.0	258-478	.540	0-3	.000	146-241	.606	138	137	275	4.4	133-1	44	86	34	34		662	10.5

Single Game Highs

Statistic	Value	
Points	26	at Troy 02/08/25
Rebounds	12	at Akron 03/01/25
Assists	3	4 times
Steals	3	vs Lake Erie 12/19/23, at Troy 02/08/25
Blocks	3	vs Coppin St. 11/29/23, vs NIU 03/13/24
FG Made	12	at Troy 02/08/25
FG Attempts	20	at Troy 02/08/25
3FG Attempts	2	at Toledo 01/08/25
FT Made	8	at Miami (OH) 01/10/24, vs Niagara 11/16/25
FT Attempts	11	vs Niagara 11/16/25

2025-26 BOX SCORES

NCAA

Official Basketball Box Score - Final

Kent St. at James Madison

11/03/25 Atlantic Union Bank Center, Harrisonburg

2025-26 Women's Basketball

Game Time: 6:00 PM

Game Duration: 1:59

Attendance: 2,036

NCAA

Official Basketball Box Score - Final

Kent State at West Virginia

11/07/25 Hoge Coliseum, Morgantown, W.Va.

2025-26 Women's Basketball

Game Time: 7:00 PM

Game Duration: 1:59

Attendance: 2,954

Kent St. - 48

Record: 0-1

NO.	Name	Min	FG	3P	FT	Rebounds	Fouls	TP	AS	TO	ST	Blocks	BS	BA	+/-
30	Riley Rismiller	F 26:26	4-7	0-0	2-2	1 11 12	2	10	1	2	0	1	0	0	-30
34	Janae Tyler	F 22:24	2-7	0-0	1-4	4 1 5	3	5	0	1	1	1	0	0	-35
3	Corynne Hauser	G 23:49	4-11	0-2	2-3	0 1 1	2	2	10	0	3	0	0	0	-17
12	Dionna Gray	G 18:43	0-3	0-1	0-0	0 1 1	4	1	0	2	3	0	0	0	-15
23	Mya Babbitt	G 33:14	1-15	1-9	4-4	2 5 7	2	4	7	2	3	0	1	1	-20
35	Emory Klatt	17:56	1-3	0-1	2-2	4 2 6	1	2	4	0	1	1	0	0	3
11	Anna Campanelli	17:13	0-3	0-1	2-2	1 3 4	1	1	2	0	3	1	0	0	-17
0	Caitlyn Holmes	08:13	1-2	0-0	1-1	1 2 0	1	3	0	2	0	0	0	1	-10
1	Tatiana Thomas	09:06	1-4	0-0	1-2	1 1 3	3	3	3	0	1	0	0	0	-1
2	Meghan Murray	13:32	0-2	0-1	0-0	0 1 1	1	0	0	1	1	1	0	0	-3
9	Rylee Kalocay	05:16	1-2	0-1	2-2	0 0 0	1	1	4	0	1	0	0	0	-4
5	Bianca Juzzo	04:09	0-0	0-0	0-0	0 0 0	1	0	0	1	0	0	0	0	-1
Team						2 6 8	2	0	0	4					
Totals			15-59	1-16	17-23	17	32	49	22	22	48	7	25	5	2 4 -32

Shooting By Period

1st FG%	2-12	16.7%
3PT%	0-5	0.0%
FT%	4-6	66.7%
2nd FG%	4-19	21.1%
3PT%	1-5	20.0%
FT%	1-2	50.0%
3rd FG%	6-13	46.2%
3PT%	0-2	0.0%
FT%	6-7	85.7%
4th FG%	1-5	20.0%
3PT%	0-4	0.0%
FT%	6-8	75.0%
GM FG%	15-59	25.4%
3PT%	1-16	6.3%
FT%	17-23	73.9%

Kent State - 47

Record: 0-1

NO.	Name	Min	FG	3P	FT	Rebounds	Fouls	TP	AS	TO	ST	Blocks	BS	BA	+/-
30	Riley Rismiller	F 28:17	3-6	0-0	2-2	1 5 6	2	3	8	0	2	0	0	0	-28
34	Janae Tyler	F 24:36	1-8	0-0	2-2	4 2 6	2	1	4	1	1	0	0	1	-39
3	Corynne Hauser	G 21:43	1-7	0-1	0-0	2 2 4	2	2	3	7	0	0	0	3	-22
12	Dionna Gray	G 32:23	1-4	0-0	3-4	0 1 1	0	5	5	5	7	2	0	0	-39
23	Mya Babbitt	G 31:05	4-12	3-8	2-2	2 3 5	4	3	13	1	2	1	0	0	-29
11	Anna Campanelli	08:07	1-2	1-2	0-0	1 2 3	0	1	3	0	0	0	0	0	-18
35	Emory Klatt	09:54	2-3	0-0	0-0	2 2 2	2	0	4	0	0	0	0	0	-10
2	Meghan Murray	15:39	1-5	1-3	0-0	1 1 2	5	0	3	1	2	1	0	0	-10
0	Caitlyn Holmes	06:01	1-1	0-0	0-0	0 0 0	0	0	2	0	1	0	1	0	-7
1	Tatiana Thomas	05:28	1-1	0-0	1-2	0 0 0	0	4	1	3	0	4	0	0	-12
5	Bianca Juzzo	11:45	0-0	0-0	0-0	0 0 0	2	1	0	1	2	0	0	0	-2
9	Rylee Kalocay	05:02	0-0	0-0	0-0	0 0 0	1	0	0	0	0	1	0	0	2
Team						0 3 3	0	0	0	4					
Totals			16-49	5-14	10-12	11	21	32	24	17	47	12	32	5	1 4 -41

Shooting By Period

1st FG%	3-13	23.1%
3PT%	1-5	20.0%
FT%	3-4	75.0%
2nd FG%	5-15	33.3%
3PT%	2-5	40.0%
FT%	3-0	0%
3rd FG%	3-12	25.0%
3PT%	1-2	50.0%
FT%	3-4	75.0%
4th FG%	5-9	55.6%
3PT%	1-2	50.0%
FT%	4-4	100%
GM FG%	16-49	32.7%

Officials: Britton Sherry, Ray Bullock Jr., Kally Mitchell

Officials: Eric Brewton, Josh Howell, Angel Kent

James Madison - 80															Record: 1-0														
NO. Name		Min	FG	3P	FT	Rebounds	Fouls	TP	AS	TO	ST	Blocks	BS	BA	+/-														
			M-A	M-A	M-A	OR DR TOT	PF	FD																					
5	Ashanti Barnes	F 26:37	4-11	0-3	0-0	1 4 5	1	0	8	1	2	0	0	0	22														
22	Grace McDonough	F 12:26	1-1	0-0	0-0	1 2 3	5	0	2	0	0	2	0	0	22														
00	Peyton McDaniel	G 26:25	10-16	2-6	7-9	2 6 8	2	6	29	2	2	0	0	0	29														
11	Bree Robinson	G 23:09	3-8	0-4	4-5	0 0 0	3	3	10	1	2	4	0	0	15														
21	Zakiya Stephenson	G 25:27	4-14	3-5	2-2	0 2 2	1	5	13	5	1	0	0	0	27														
25	Brianna McLeod	28:20	1-3	0-0	0-0	4 7 11	3	1	2	2	2	4	1	1	12														
10	Angela Williams	14:18	3-10	1-6	3-4	1 5 6	4	3	10	0	3	1	1	6															
4	Delilah Soltyz	19:55	2-5	1-3	1-2	1 1 2	1	1	6	0	1	1	0	0	16														
14	Regina Walton	19:14	0-1	0-1	0-0	1 1 2	1	1	0	1	0	1	0	0	10														
13	Maddie Oliver	04:09	0-0	0-0	0-0	0 1 1	1	0	0	0	0	0	0	0	1														
Team						1 2 0	0	0	0	1																			
Totals			28-69	7-28	17-23	12 31 43	22 20	80	12	14	16	4 2 32																	
Major Fouls: NONE															Major Fouls: NONE														
Dead Ball Rebounds: 3.0															Dead Ball Rebounds: 6.0														
Shooting By Period															Shooting By Period														
1 st FG 80% 8-19 42.1%															1 st FG 80% 8-19 42.1%														
3PT% 1-5 20.0%															3PT% 1-5 20.0%														
2 nd FG 5-6 83.3%															2 nd FG 5-6 83.3%														
3PT% 0-0 0.0%															3PT% 0-0 0.0%														
3 rd FG 8-16 50.0%															3 rd FG 8-16 50.0%														
FT% 3-3 100%															FT% 3-3 100%														
4 th FG 6-20 30.0%															4 th FG 6-20 30.0%														
3PT% 0-8 0.0%															3PT% 0-8 0.0%														
FT% 4-6 66.7%															FT% 4-6 66.7%														
5 th FG 6-14 42.9%															5 th FG 6-14 42.9%														
3PT% 2-6 33.3%															3PT% 2-6 33.3%														
FT% 5-8 62.5%															FT% 5-8 62.5%														
GM FG% 28-69 40.6%															GM FG% 28-69 40.6%														
3PT% 7-28 25.0%															3PT% 7-28 25.0%														
FT% 17-23 73.9%															FT% 17-23 73.9%														

KSU			JMU			Points from		KSU		JMU		Period by Period Scoring					
Biggest lead			0 (1 st 10:00)			36 (4 th 0:40)			Turnovers		13		35		1st2nd3rd4thTOT		
Best Scoring Run			6 (3 rd 7:37)			12 (1 st 7:38)			Paint		24		40		KSU810181248		
Lead Changes			0			0			Second Chance		13		13				
Times Tied			0			0			Fast Breaks		7		26		JMU2223161980		
Time with Lead			00:00			39:45			Bench		16		18				

2025-26 BOX SCORES



Official Basketball Box Score - Final
Niagara at Kent St.
11/16/25 Memorial Athletic and Convocation Center, Kent, Ohio
2025-26 Women's Basketball

Game Time: 3:30 PM
Game Duration: 1:59
Attendance: 1,176

Officials: Aaron Brooks, Colleen Thompson, Dara Lofton

Niagara - 45

Record: 0-1

NO.	Name	Min	FG	3P	FT	Rebounds	Fouls	TP	AS	TO	ST	Blocks	+/-
			M-A	M-A	M-A	OR DR TOT	PF					BS BA	
12	Jordyn Williams	F 05:04	0-2	0-0	1-2	0 0 0	2 1	1	0	0	0	0 1	-12
13	Talia Dial	F 31:44	3-14	2-9	2-2	0 1 1	4 3	10	0	1	1	1 0	-32
23	Jade Rutledge	F 19:18	0-2	0-0	0-0	0 1 1	4 1	0	1	0	1	3 0	-21
1	Chastity Wilson	G 23:19	5-10	0-0	3-4	2 2 4	3 4	15	2	3	0	0 0	-20
12	Calliana Fenceroy	G 30:41	5-13	2-6	0-0	1 1 2	4 0	12	0	2	1	0 0	-40
21	Jisca Bila	28:38	0-8	0-4	0-0	1 2 3	1 1	0	1	9	0	0 0	-34
4	Tyasia Freeman	25:44	0-1	0-0	0-0	2 3 5	0 0	0	2	1	1	0 0	-28
15	Kenedie Haruna	14:38	2-5	0-0	0-0	3 1 4	5 0	4	0	2	0	1 1	-17
3	Jade Campbell	20:54	2-4	0-0	1-4	0 4 4	3 6	5	1	2	0	1 0	-31
Team						1 4 5	0 0	0	0	0	0	0 0	
Totals			17-59	4-19	7-12	10 19 29	26 16	45	8	20	7	7 2	-47

Major Fouls: NONE

Shooting By Period		
1 st FG%	5-16	31.3%
3PT%	3-5	60.0%
FT%	1-2	50%
2 nd FG%	3-15	20.0%
3PT%	0-5	0.0%
FT%	3-4	75%
3 rd FG%	5-16	31.3%
3PT%	1-5	20.0%
FT%	1-4	25%
4 th FG%	4-12	33.3%
3PT%	0-4	0.0%
FT%	2-2	100%
GM FG%	17-59	28.8%
3PT%	4-19	21.1%
FT%	7-12	58.3%

Dead Ball Rebounds: 1.0

Kent St. - 92

Record: 1-0

NO.	Name	Min	FG	3P	FT	Rebounds	Fouls	TP	AS	TO	ST	Blocks	+/-
			M-A	M-A	M-A	OR DR TOT	PF					BS BA	
30	Riley Rismiller	F 16:46	3-4	0-0	2-2	1 5 6	0 2	8	1	0	0	1 0	34
34	Janae Tyler	F 24:21	8-13	0-0	8-11	2 3 5	1 6	24	0	1	0	1 0	29
3	Corynne Hauser	G 17:51	3-8	2-4	0-0	0 4 4	2 2	8	5	1	0	0 1	25
12	Dianna Gray	G 25:37	2-7	2-2	4-4	2 2 4	2 7	10	0	1	0	3 0	51
23	Mya Babbitt	G 22:25	4-5	2-2	0-0	0 5 5	1 0	10	0	3	1	0 0	26
9	Rylee Kalocay	15:44	2-4	2-2	4-4	0 3 3	1 2	10	3	1	2	0 1	27
1	Tatiana Thomas	13:06	3-3	0-0	2-2	0 1 1	2 2	8	1	1	4	0 0	24
0	Caitlyn Holmes	17:18	3-5	0-0	0-2	0 1 1	1 2	6	2	4	4	0 0	11
25	Emory Klatt	11:22	1-4	0-0	0-0	1 2 3	0 0	0	2	0	1	0 0	14
2	Meghan Murray	11:05	1-3	0-2	0-0	2 1 3	3 1	2	2	1	1	0 0	-1
5	Bianca Juzzo	12:25	1-2	0-0	1 1 4	5 2	2 2	1	1	0	0	0 0	3
11	Anna Campanelli	10:00	1-4	0-2	0-0	1 1 2	0 0	2	0	1	0	0 0	2
Team						3 4 7	0 0	0	0	0	0	0 0	
Totals			32-62	8-14	20-25	13 36 49	16 26	92	25	15	13	2 7	47

Major Fouls: NONE

Dead Ball Rebounds: 3.0

	NIA	KSU
Biggest lead	0 (1 st 10:00)	49 (4 th 8:40)
Best Scoring Run	4 (2 nd 7:53)	12 (1 st 2:52)
Lead Changes	0	
Times Tied	2	
Time with Lead	00:00	39:10

Points from	NIA	KSU
Turnovers	8	28
Paint	16	44
Second Chance	7	10
Fast Breaks	3	19
Bench	9	32

Period by Period Scoring					
	1st	2nd	3rd	4th	TOT
NIA	14	9	12	10	45
KSU	31	25	24	12	92



Official Basketball Box Score - Final
Kent St. at Ohio St.
11/16/25 Value City Arena, Columbus
2025-26 Women's Basketball

Game Time: 6:30 PM
Game Duration: 1:53
Attendance: 4,617

Officials: Roy Gulbeyan, Maggie Terman, Xomara Cruz-Johnson

Kent St. - 68

Record: 3-3

NO.	Name	Min	FG	3P	FT	Rebounds	Fouls	TP	AS	TO	ST	Blocks	+/-
			M-A	M-A	M-A	OR DR TOT	PF					BS BA	
30	Riley Rismiller	F 21:38	3-4	0-0	0-0	0 5 5	4 1	6	0	1	0	0 0	-14
34	Janae Tyler	F 31:44	5-10	0-0	3-4	2 2 4	4 4	13	1	0	1	0 0	-28
3	Corynne Hauser	G 02:22	0-0	0-0	0-0	0 1 1	0 0	0	0	1	0	0 0	-3
12	Dianna Gray	G 32:31	1-4	0-1	4-4	0 3 3	3 6	6	7	8	0	2 0	-14
23	Mya Babbitt	G 35:27	9-13	6-9	6-6	0 5 5	4 4	30	2	5	0	0 0	-19
9	Rylee Kalocay	23:17	1-6	1-4	3-4	2 3 5	5 2	6	0	4	1	0 2	-11
1	Tatiana Thomas	24:42	2-2	0-0	3-4	1 5 6	4 3	0	0	3	1	1 0	0
0	Caitlyn Holmes	16:03	0-1	0-0	0-0	0 1 1	2 0	0	2	3	0	1 0	-7
2	Meghan Murray	08:02	0-0	0-0	0-0	0 1 1	1 2	0	0	2	0	0 0	-8
35	Emory Klatt	00:10	0-0	0-0	0-0	0 0 0	0 0	0	0	0	0	0 0	0
5	Bianca Juzzo	02:19	0-0	0-0	0-0	0 0 0	0 0	0	0	0	0	0 0	2
11	Anna Campanelli	02:19	0-0	0-0	0-0	0 0 0	0 0	0	0	1	0	0 0	2
Team						3 0 3	0 0	0	1	0	0	0 0	
Totals			21-40	7-14	19-22	8 26 34	25 22	68	12	29	2 5	2 2	-20

Major Fouls: NONE

Shooting By Period		
1 st FG%	5-12	41.7%
3PT%	2-5	40.0%
FT%	0-0	0%
2 nd FG%	8-11	72.7%
3PT%	2-3	66.7%
FT%	5-6	83.3%
3 rd FG%	3-9	33.3%
3PT%	1-3	33.3%
FT%	6-6	100%
4 th FG%	5-8	62.5%
3PT%	2-3	66.7%
FT%	8-10	80%
GM FG%	21-40	52.0%
3PT%	7-14	50.0%
FT%	19-22	86.4%

Dead Ball Rebounds: 2.1

Ohio St. - 88

Record: 3-1

NO.	Name	Min	FG	3P	FT	Rebounds	Fouls	TP	AS	TO	ST	Blocks	+/-
			M-A	M-A	M-A	OR DR TOT	PF					BS BA	
1	Kylee Kitts	F 21:29	3-9	0-1	2-3	3 1 4	5 5	8	1	1	3	1 0	22
2	Chance Gray	G 31:12	7-16	1-7	3-4	0 3 3	4 3	18	4	1	1	0 0	16
3	Kennedy Cambridge	G 27:50	3-5	1-2	3-4	6 1 7	3 3	10	4	1	4	0 0	13
4	Tyana Todd	G 29:00	5-12	3-8	2-2	2 4 3	3 3	15	4	1	2	0 1	31
22	Jaloni Cambridge	G 35:25	7-17	0-3	5-8	3 1 4	3 8	19	5	1	3	1 3	21
5	Ava Watson	13:13	1-7	0-4	2-2	1 1 2	1 2	4	0	1	2	0 1	-3
14	Ella Hobbs	18:31	3-4	1-1	0-0	1 1 2	0 0	7	1	0	1	0 0	-2
7	Dasha Briuk	09:49	0-2	0-1	0-0	0 0 0	0 0	0	0	1	0	0 0	-1
8	Bryn Martin	11:24	2-3	2-2	0-0	0 0 0	0 0	6	0	0	2	0 0	6
15	Saini Henry	03:07	0-0	0-0	1-2	0 1 1	1 1	1	0	0	0	0 0	-3
Team						1 1 2	0 0	0	1	1	0	0 0	
Totals			31-75	8-29	18-25	17 12 29	22 25	88	19	8	18	2 5	20

Major Fouls: NONE

Shooting By Period		
1 st FG%	7-19	36.8%
3PT%	2-9	22.2%
FT%	2-2	100%
2 nd FG%	7-18	38.9%
3PT%	2-8	25.0%
FT%	2-2	100%
3 rd FG%	9-25	36.0%
3PT%	1-7	14.3%
FT%	9-14	64.3%
4 th FG%	8-13	61.5%
3PT%	3-5	60.0%
FT%	5-7	71.4%
GM FG%	31-75	41.3%
3PT%	8-29	27.6%
FT%	18-25	72.0%

Dead Ball Rebounds: 7.0

	KSU	OSU
Biggest lead	2 (1 st 8:58)	24 (4 th 4:10)
Best Scoring Run	7 (2 nd 2:19)	9 (3 rd 0:36)
Lead Changes	3	
Times Tied	2	
Time with Lead	00:42	37:03

Points from	KSU	OSU
Turnovers	9	34
Paint	22	36
Second Chance	12	19
Fast Breaks	2	11
Bench	13	18

Period by Period Scoring					
	1st	2nd	3rd	4th	TOT
KSU	12	23	13	20	68
OSU	18	18	28	24	88



Official Basketball Box Score - Final
Kent St. at Duquesne
11/24/25 UPMC Cooper Fieldhouse, Pittsburgh
2025-26 Women's Basketball

Game Time: 6:00 PM
Game Duration: 2:03
Attendance: 984

Officials: Maki Resch, Linda Miles, Luke Smith

Kent St. - 53

Record: 0-1

NO.	Name	Min	FG	3P	FT	Rebounds	Fouls	TP	AS	TO	ST	Blocks	+/-
			M-A	M-A	M-A	OR DR TOT	PF					BS BA	
30	Riley Rismiller	F 34:04	6-15	0-2	0-0	6 4 10	3 0	12	0	2	0	0 0	-7
34	Janae Tyler	F 13:27	2-7	0-0	0-0	2 2 4	3 2	4	0	0	0	0 0	-4
9	Rylee Kalocay	G 35:50	3-9	3-8	2-2	1 1 2	2 4	11	1	3	2	0 1	-3
12	Dianna Gray	G 37:13	2-7	0-2	0-0	2 6 8	4 5	4	5	2	3	0 3	-1
23	Mya Babbitt	G 35:17	3-18	2-10	2-2	1 3 4	3 4	10	3	4	1	0 2	2
1	Tatiana Thomas	24:38	3-9	0-0	4-4	1 4 5	4 3	10	3	1	1	0 1	-6
0	Caitlyn Holmes	05:34	0-2	0-0	0-0	0 0 0	1 0	0	0	1	0	0 2	-7
2	Meghan Murray	05:19	0-1	0-1	0-0	0 1 1	0 0	0	0	1	1	0 0	-10
11	Anna Campanelli	00:47	0-0	0-0	0-0	0 0 0	0 0	0	0	0	0	0 0	2
35	Emory Klatt	08:22	1-2	0-0	0-0	2 2 4	0 0	2	0	0	0	0 0	-1
Team						6 2 8	0 0	0	0	0	0	0 0	
Totals			20-70	5-23	8-8	21 25 46	20 18	53	13	14	7	0 10	-5

Major Fouls: NONE

Shooting By Period		
1 st	FG%	5-16 31.3%
	3PT%	1-2 50.0%
	FT%	0-0 0%
2 nd	FG%	4-19 21.1%
	3PT%	1-7 14.3%
	FT%	0-0 0%
3 rd	FG%	4-18 22.2%
	3PT%	1-6 16.7%
	FT%	4-4 100%
4 th	FG%	7-17 41.2%
	3PT%	2-8 25.0%
	FT%	4-4 100%
GM	FG%	20-70 28.6%
	3PT%	5-23 21.7%
	FT%	8-8 100.0%

2025-26 BOX SCORES



Official Basketball Box Score - Final
Arkansas St. at Kent St.
11/30/25 Baha Mar Convention Center, Nassau
2025-26 Women's Basketball

Game Time: 1:30 PM
Game Duration: 1:45
Attendance: 237

Officials: Josh Howell, Stacie Bow, Josh Hall

Arkansas St. - 74

Record: 1-0

NO.	Name	Min	FG M-A	3P M-A	FT M-A	Rebounds OR DR TOT	Fouls PF FO	TP	AS	TO	ST	Blocks BS BA	+/-
1	Cristlyn Rose	G 25:24	1-5	0-1	2-2	0 2 2	1 1	4	6	4	0	0	0 14
2	Wynter Rogers	G 23:16	1-4	0-0	0-0	4 6 10	4 1	2	2	2	0	2	0 3
3	Mia Tarver	G 20:32	4-7	2-5	0-0	0 0 0	2 0 0	10	0	1	1	0	0 6
5	Marlie Dickerson	G 24:56	4-9	4-5	0-0	1 4 5	0 0	2	0	12	0	2	0 0
21	Zylon Shannon	G 24:56	5-13	3-10	2-4	0 4 4	0 2	16	0	4	1	0	0 16
0	D'Arrah Allen	G 19:59	6-10	3-7	2-2	1 0 1	1 3	17	1	1	2	0	0 11
6	Yves Cox	G 12:49	0-0	0-0	0-0	1 1 2	3 1	0	0	0	0	1	0 16
11	Aniyah Ruddock	G 15:04	0-2	0-2	0-0	0 1 1	1 0	0	2	1	2	0	0 6
12	Mimi McCollister	G 14:05	3-7	2-4	1-2	1 1 2	4 1	9	1	1	1	0	0 7
23	Bella Weary	G 15:04	2-5	0-2	0-0	0 1 1	0 1	4	2	1	0	0	0 6
24	Alyson Ferguson	G 03:55	0-0	0-0	0-0	1 0 1	2 0	0	0	0	0	0	0 1
Team						1 2 3	0 0	0	0	0	0	0	
Totals			26-62	14-36	8-10	12 19 31	20 10	74	16	15	9	3	0 20

Major Fouls: NONE

Shooting By Period	1st	2nd	3rd	4th	OT
1st FG%	11-19 57.9%				
3PT%	7-13 53.8%				
FT%	4-10 40.0%				
2nd FG%	7-18 38.9%				
3PT%	2-11 18.2%				
FT%	1-2 50%				
3rd FG%	5-14 35.7%				
3PT%	3-6 50.0%				
FT%	1-2 50%				
4th FG%	3-11 27.3%				
3PT%	2-6 33.3%				
FT%	2-2 100%				
GM FG%	26-62 41.9%				
3PT%	14-36 38.9%				
FT%	8-10 80.0%				

Dead Ball Rebounds: 1 0

Kent St. - 54

Record: 0-1

NO.	Name	Min	FG M-A	3P M-A	FT M-A	Rebounds OR DR TOT	Fouls PF FO	TP	AS	TO	ST	Blocks BS BA	+/-
30	Riley Rismiller	F 19:36	4-7	0-0	0-0	2 4 6	0 3	8	1	0	0	0	0 10
34	Janise Tyler	F 21:25	4-9	0-0	2-2	2 4 2	3 0	10	1	0	0	1	0 5
9	Rylee Kalocay	G 24:50	0-3	0-2	1-2	0 6 6	3 1	0	1	2	0	0	0 23
12	Dionna Gray	G 34:12	1-5	0-3	2-2	1 4 5	2 5	4	6	7	0	0	0 22
23	Mya Babbitt	G 36:20	2-14	1-6	0-0	1 1 1	2 1	5	1	1	0	0	0 22
0	Caitlyn Holmes	G 24:22	0-0	0-0	0-0	0 0 0	0 0	4	1	2	1	0	0 8
1	Tatiana Thomas	G 26:33	7-9	0-0	3-3	4 1 5	1 2	17	0	4	4	0	0 16
2	Meghan Murray	G 15:39	1-4	1-2	1-2	1 3 4	1 1	4	0	3	2	0	0 0
5	Bianca Juzzo	G 03:58	0-1	0-0	0-0	0 0 0	0 0	0	1	0	0	0	0 1
35	Emory Klatt	G 03:02	0-0	0-0	0-0	0 0 0	0 0	0	0	0	0	0	0 3
11	Anna Campanelli	G 02:05	0-0	0-0	1-2	0 0 0	0 1	1	0	0	0	0	0 3
Team						4 3 7	0 0	0	4				
Totals			21-54	2-13	10-13	14 24 38	10 20	54	13	25	7	0	0 3 20

Major Fouls: Gray (F1) 4 3 10 4 4 8

Shooting By Period	1st	2nd	3rd	4th	OT
1st FG%	5-17 29.4%				
3PT%	1-7 14.3%				
FT%	5-6 83.3%				
2nd FG%	9-16 56.3%				
3PT%	0-1 0.0%				
FT%	1-1 100%				
3rd FG%	6-14 42.9%				
3PT%	1-4 25.0%				
FT%	3-4 75%				
4th FG%	1-7 14.3%				
3PT%	0-3 0.0%				
FT%	1-2 50%				
GM FG%	21-54 38.9%				
3PT%	2-13 15.4%				
FT%	10-13 76.9%				

Dead Ball Rebounds: 3 1

	ASU	KSU
Biggest lead	23 (4 th 4:48)	0 (1 st 10:00)
Best Scoring Run	14 (1 st 3:05)	6 (2 nd 5:41)
Lead Changes	0	
Times Tied	0	
Time with Lead	39:37	00:00

Points from	ASU	KSU
Turnovers	23	16
Paint	22	36
Second Chance	12	12
Fast Breaks	7	8
Bench	30	26

Period by Period Scoring	1st	2nd	3rd	4th	TOT
ASU	33	17	14	10	74
KSU	16	19	16	3	54



Official Basketball Box Score - Final
Kent St. at Marshall
12/06/25 Cam Henderson Center, Huntington
2025-26 Women's Basketball

Game Time: 1:00 PM
Game Duration: 2:02
Attendance: 1,067

Officials: Lesh Lanie, Natasha Harris, Eric Koch

Kent St. - 62

Record: 4-6

NO.	Name	Min	FG M-A	3P M-A	FT M-A	Rebounds OR DR TOT	Fouls PF FO	TP	AS	TO	ST	Blocks BS BA	+/-
30	Riley Rismiller	F 23:07	3-7	0-1	0-0	4 3 7	1 1	6	3	1	0	1	3 -13
34	Janise Tyler	F 27:02	8-13	0-0	0-0	3 5 8	3 1	16	1	0	1	1	1
3	Corynne Hauser	G 53:26	2-11	1-4	0-0	0 5 5	2 3	5	4	3	1	1	2 -15
12	Dionna Gray	G 37:36	3-14	2-5	0-0	4 5 9	0 2	8	8	3	1	1	2 -1
23	Mya Babbitt	G 36:21	4-17	2-12	2-2	0 5 5	1 2	12	1	3	1	0	1 -12
1	Tatiana Thomas	G 23:53	3-10	0-0	1-2	8 1 9	2 2	7	0	0	3	1	3 -4
9	Rylee Kalocay	G 10:53	1-2	0-0	0-0	0 0 0	0 2	1	2	0	0	1	0 -2
35	Emory Klatt	G 05:52	2-2	0-0	0-0	1 0 1	0 0	4	0	1	0	1	0 0
0	Caitlyn Holmes	G 01:48	1-1	0-0	0-1	0 0 0	0 1	2	0	0	0	0	0 6
Team						2 2 4	0 0	0	1				
Totals			27-77	5-22	3-7	22 26 48	11 13	62	17	13	7	6	12 -8

Major Fouls: NONE

Shooting By Period	1st	2nd	3rd	4th	OT
1st FG%	5-20 25.0%				
3PT%	0-5 0.0%				
FT%	0-0 0%				
2nd FG%	7-16 43.8%				
3PT%	0-4 0.0%				
FT%	1-3 33.3%				
3rd FG%	8-18 44.4%				
3PT%	3-5 60.0%				
FT%	0-2 0%				
4th FG%	7-23 30.4%				
3PT%	2-8 25.0%				
FT%	2-2 100%				
GM FG%	27-77 35.1%				
3PT%	5-22 22.7%				
FT%	3-7 42.9%				

Dead Ball Rebounds: 1 0

Marshall - 70

Record: 3-3

NO.	Name	Min	FG M-A	3P M-A	FT M-A	Reb OR DR TOT	Fouls PF FO	TP	AS	TO	ST	Blocks BS BA	+/-
1	TreShondra Williams	F 08:35	0-1	0-1	0-0	0 2 2	2 0	0	0	1	0	0	0
23	Meredith Maier	F 31:25	4-14	3-10	3-3	1 4 5	0 2	14	0	0	2	0	0
3	Timaya Lewis-Eutsey	G 25:52	5-10	0-0	6-6	2 3 5	2 3	16	2	3	6	3	0
5	Olivia Olson	G 26:58	4-15	2-8	0-0	2 7 9	2 0	10	2	0	0	2 2	-1
20	Peyton Ikerton	G 32:09	3-7	2-6	0-0	1 5 6	1 1	8	3	2	0	0	9
15	Ni'Kiah Chesterfield	08:55	1-2	0-1	0-0	0 2 2	0 1	2	0	0	0	1	0
24	Kassie Ingram	13:25	1-3	0-1	0-0	0 0 0	0 1	2	2	1	1	1	-5
0	Timberlynn Yeast	22:10	2-4	1-1	2-2	1 3 4	2 2	7	3	1	0	1	14
0	Aarionna Redman	10:58	1-2	0-1	0-0	1 1 2	0 0	2	1	1	1	0	0
13	Leyochia Marigney	19:33	4-6	0-0	1-1	2 2 4	3 1	9	0	1	0	4	2
Team						3 2 5	0 0	0	0	0			
Totals			25-64	8-29	12-12	13 31 44	13 11	70	13	13	10	12	6

Major Fouls: NONE

Shooting By Period	1st	2nd	3rd	4th	OT
1st FG%	7-16 43.8%				
3PT%	2-7 28.6%				
FT%	0-0 0%				
2nd FG%	6-16 37.5%				
3PT%	2-9 22.2%				
FT%	1-1 100%				
3rd FG%	4-21 19.0%				
3PT%	1-8 12.5%				
FT%	6-6 100%				
4th FG%	1-11 9.1%				
3PT%	3-5 60.0%				
FT%	5-5 100%				
GM FG%	25-64 39.1%				
3PT%	8-29 27.6%				
FT%	12-12 100.0%				

Dead Ball Rebounds: 0 0

	KSU	MAR
Biggest lead	2 (3 rd 1:56)	14 (2 nd 7:28)
Best Scoring Run	10 (3 rd 3:39)	13 (2 nd 8:29)
Lead Changes	8	
Times Tied	4	
Time with Lead	03:55	33:28

Points from	KSU	MAR
Turnovers	8	17
Paint	30	32
Second Chance	21	11
Fast Breaks	8	14
Bench	15	22

Period by Period Scoring	1st	2nd	3rd	4th	TOT
KSU	10	15	19	18	62
MAR	16	15	15	24	70



Official Basketball Box Score - Final
Davis & Elkins at Kent St.
12/15/25 Memorial Athletic and Convention Center, Kent
2025-26 Women's Basketball

Game Time: 11:00 AM
Game Duration: 1:45
Attendance: 2,067

Officials: Michael McConnell, Mark Majewski, Bridget Borelli

Davis & Elkins - 37

Record: 1-10

NO.	Name	Min	FG MA	3P MA	FT MA	Rebounds OR DR TOT	Fouls PF FO	TP	AS	TO	ST	Blocks BS BA	+/-		
4	Kylie Morris	F 16:01	1-6	0-1	0-0	0 0 0	5 2	2	0	5	0	1	0 -34		
21	Sydney Prince	F 24:28	0-1	0-1	0-0	0 0 0	2 0	0	0	1	0	0	0 -52		
2	Jahnyia Marion	F 24:45	6-15	2-4	2-4	0 2 2	1 3	16	1	2	2	0	0 -45		
3	Madison Mims	G 18:03	3-9	2-4	0-0	0 2 2	1 0	8	0	1	0	0	0 -33		
20	Bryanna Sapp	G 29:50	1-7	0-0	0-0	0 0 0	1 1	2	0	4	0	0	0 -60		
24	Koi Shebazz	G 22:06	0-5	0-2	2-2	3 0 3	3 2	2	1	1	1	0	0 -42		
10	Addison Boram	G 11:18	0-1	0-1	2-4	0 1 1	1 3	2	0	2	0	0	0 -33		
1	Jalita Markes	G 09:28	0-6	0-3	1-2	0 1 1	2 2	1	0	2	2	0	1 -8		
5	Daylana Forrest	G 13:26	1-4	0-1	0-0	0 2 2	0 2	2	1	0	0	0	0 -24		
13	Jalila Garner	G 13:09	1-4	0-3	0-0	0 1 1	1 0	2	0	1	0	0	0 -24		
2	Ruby Smith	G 22:06	0-0	0-0	0-0	0 0 0	0 0	0	0	0	0	0	0 -7		
41	Tanisha Seymour	G 02:29	0-0	0-0	0-0	0 0 0	0 0	0	0	0	0	0	0 -7		
11	Nadia President	G 05:07	0-2	0-0	0-0	0 0 0	0 0	0	0	0	0	0	0 -13		
33	Sophia Yancy	G 04:54	0-0	0-0	0-0	0 1 1	3 0	0	0	1	0	0	0 -14		
Team						3	1	4	0	0	0	0	0		
Totals			13-60	4-20	7-12	6	12	18	21	35	3	22	6	1	-80

2025-26 BOX SCORES



Official Basketball Box Score - Final
Miami (OH) at Kent St.
12/31/25 Memorial Athletic and Convocation Center, Kent, Ohio
2025-26 Women's Basketball

Game Time: 12:00 PM
Game Duration: 2:16
Attendance: 1,124

Officials: Kale Entlerne, Robert McDow, Coleen Thompson

Miami (OH) - 67

Record: 9-4 (1-0)

NO. Name	Min	FG M-A	3P M-A	FT M-A	Rebounds OR DR TOT	Fouls PF FO	TP	AS	TO	ST	Blocks BS BA	+/-
15 Amber Trotter	F 37:19	3-12	1-4	7-8	2 5 7	3 8 14	2	2	1	3	2 2	
21 Ilse de Vries	F 27:09	5-11	3-5	2-2	2 2 4	3 1 15	0	2	1	1	0 4	
1 Amber Scalia	G 37:04	2-13	1-8	2-4	0 2 2	1 4 7	0	4	1	0	2 4	
13 Tarnia Slinger	G 37:48	3-9	1-5	8-10	4 5 9	4 5 16	8	2	3	0	1 14	
17 Nuria Jurjo	G 24:41	1-6	1-3	0-0	1 6 7	3 1 3	3	2	2	1	0 4	
3 Mio Sakano	G 22:15	0-1	0-1	0-0	0 0 0	3 0 0	0	0	0	0	0 -5	
7 Clara Gonzalez Planella	09:19	0-2	0-2	0-0	2 1 3	2 0 0	0	1	1	0	0 -2	
10 Macie Taylor	08:34	2-5	0-1	2-2	1 1 2	0 1 6	0	3	1	0	1 -1	
22 Ashton Elley	15:51	2-2	2-2	0-0	1 1 2	0 0 6	0	0	2	0	0 -2	
11 Anna Hurst	00:01	0-0	0-0	0-0	0 0 0	0 0 0	0	0	0	0	0 2	
Team					2 3 5	0 0 0	0	0	1			
Totals		18-61	9-31	22-26	15 26 41	20 22	67	13	17	12	5 6 4	

Major Fouls: NONE

Shooting By Period	1st FG%	2nd FG%	3rd FG%	4th FG%	GM FG%
1st FG%	7-14 50.0%				
2nd FG%	3-11 27.3%				
3rd FG%	4-13 30.8%				
4th FG%	2-6 33.3%				
GM FG%	18-61 29.5%				
3PT%	9-31 29.0%				
FT%	22-26 84.6%				

Dead Ball Rebounds: 3.0

Kent St. - 63

Record: 5-8 (0-2)

NO. Name	Min	FG M-A	3P M-A	FT M-A	Rebounds OR DR TOT	Fouls PF FO	TP	AS	TO	ST	Blocks BS BA	+/-
1 Tatiana Thomas	F 32:36	5-14	0-0	6-12	9 4 13	5 9 18	1	5	3	4	3 10	
30 Riley Rismiller	F 33:11	2-7	1-2	0-0	1 6 7	2 0 5	0	4	1	0	0 -13	
3 Corynne Hauser	G 21:35	6-12	3-6	1-1	0 4 4	4 3 16	2	2	1	0	0 2	
12 Dionna Gray	G 32:50	2-4	0-1	0-0	3 3 3	3 3 4	2	4	0	0	0 -3	
23 Mya Babbitt	G 37:34	3-11	1-6	0-1	0 5 5	3 1 7	1	4	1	0	1 -1	
4 Journey Hildebrand	23:56	3-8	1-3	1-1	0 0 0	1 1 8	1	2	2	0	1 -2	
9 Rylee Kalocay	03:37	0-1	0-0	0-0	0 0 0	1 0 0	0	0	0	0	0 -4	
11 Anna Campanelli	02:14	0-0	0-0	0-0	0 0 0	0 1 0	0	0	0	0	0 -1	
35 Emory Klatt	05:11	0-0	0-0	0-2	2 1 0	0 0 0	0	0	0	0	0 5	
0 Caitlyn Holmes	05:19	2-3	0-0	1-1	0 0 0	1 2 5	1	2	0	0	0 -3	
5 Bianca Juzzo	01:56	0-1	0-0	0-0	0 0 0	1 0 0	0	0	0	1	0 -8	
Team					3 5 8	0 0 0	0	2				
Totals		23-61	6-18	11-16	13 29 42	22 20	63	8	25	8	6 5 4	

Major Fouls: NONE

Shooting By Period	1st FG%	2nd FG%	3rd FG%	4th FG%	GM FG%
1st FG%	1-2 50.0%				
2nd FG%	3-6 50.0%				
3rd FG%	6-15 40.0%				
4th FG%	1-3 33.3%				
GM FG%	23-61 37.7%				
3PT%	6-18 33.3%				
FT%	11-16 68.8%				

Dead Ball Rebounds: 4.0

	MIA	KSU
Biggest lead	10 (3 rd 4:56)	3 (2 nd 2:09)
Best Scoring Run	9 (2 nd 0:00)	12 (4 th 8:28)
Lead Changes	6	
Times Tied	6	
Time with Lead	30:52	03:37

Points from	MIA	KSU
Turnovers	18	14
Paint	14	24
Second Chance	20	11
Fast Breaks	10	7
Bench	12	13

Period by Period Scoring	1st	2nd	3rd	4th	TOT
MIA	19	19	10	19	67
KSU	18	15	14	16	63



Official Basketball Box Score - Final
Massachusetts at Kent St.
01/03/26 Memorial Athletic and Convocation Center, Kent, Ohio
2025-26 Women's Basketball

Game Time: 3:30 PM
Game Duration: 2:06
Attendance: 2,449

Officials: Angie Enlund, Keley Reynolds, Corey Malone

Massachusetts - 75

Record: 10-2 (2-0)

NO. Name	Min	FG M-A	3P M-A	FT M-A	Rebounds OR DR TOT	Fouls PF FO	TP	AS	TO	ST	Blocks BS BA	+/-
11 Megan Olbrys	F 35:15	4-10	0-2	5-8	3 3 6	3 6 13	3	2	1	1	0 12	
23 Chikenyne Odionibo	G 22:10	4-7	0-0	2-4	4 2 6	5 2 10	1	0	3	3	1 9	
10 Yahmani McKayle	G 34:21	11-20	4-8	2-2	0 1 1	1 2 26	3	1	3	0	1 7	
24 Allie Palmieri	G 38:08	2-10	2-6	7-8	1 3 4	1 4 13	0	1	3	0	0 1	
33 Ayanna Franks	G 30:57	1-8	0-2	3-4	3 3 6	5 4 5	2	3	6	2	0 13	
3 Ayanna Perkins	16:07	0-2	0-0	0-0	0 3 3	1 0 0	0	3	0	0	0 -7	
4 Lilly Ferguson	20:38	3-5	0-0	0-0	3 4 7	2 1 6	1	1	0	0	0 -6	
0 Anya George	00:29	0-0	0-0	0-0	0 0 0	1 0 0	0	0	0	0	0 -1	
30 Jess Ross	01:29	0-0	0-0	0-0	0 0 0	0 1 0	0	1	0	0	0 -3	
7 Leah Bullard	00:26	0-0	0-0	0-0	0 0 0	0 0 0	0	0	1	0	0 -2	
Team					4 1 5	0 0 0	0	0				
Totals		25-62	6-18	19-26	18 20 38	19 20	75	10	14	13	6 2 5	

Major Fouls: NONE

Shooting By Period	1st FG%	2nd FG%	3rd FG%	4th FG%	GM FG%
1st FG%	5-17 29.4%				
2nd FG%	3-6 50.0%				
3rd FG%	3-16 18.8%				
4th FG%	0-4 0.0%				
GM FG%	25-62 40.3%				
3PT%	6-18 33.3%				
FT%	19-26 73.1%				

Dead Ball Rebounds: 4.2

Kent St. - 79

Record: 5-9 (0-3)

NO. Name	Min	FG M-A	3P M-A	FT M-A	Rebounds OR DR TOT	Fouls PF FO	TP	AS	TO	ST	Blocks BS BA	+/-
1 Tatiana Thomas	F 28:43	1-4	0-0	0-0	4 1 5	4 1 2	6	2	2	1	2 0	
30 Riley Rismiller	F 15:53	4-8	0-0	1-2	3 3 6	1 2 9	1	2	0	1	0 -4	
3 Corynne Hauser	G 07:59	1-2	0-1	0-0	1 0 1	1 0 2	1	1	1	0	0 -2	
12 Dionna Gray	G 33:43	1-5	0-0	2-2	3 4 7	2 3 4	0	0	0	0	0 -4	
23 Mya Babbitt	G 37:50	9-26	2-12	0-0	2 2 4	4 1 20	1	6	1	0	1 -3	
0 Caitlyn Holmes	11:13	2-3	0-0	1-2	1 1 2	2 2 5	1	3	0	0	1 4	
35 Emory Klatt	23:17	3-6	0-0	6-7	5 6 11	1 4 12	0	1	0	0	1 3	
4 Journey Hildebrand	20:09	2-6	0-3	0-0	1 1 2	1 3 4	0	1	0	0	1 7	
9 Rylee Kalocay	15:59	4-8	1-2	1-1	0 2 2	3 3 10	1	2	1	0	0 -10	
11 Anna Campanelli	01:48	0-1	0-0	0-0	0 0 0	0 0 0	0	1	0	0	0 1	
5 Bianca Juzzo	03:27	1-2	0-1	0-0	0 0 0	1 1 2	0	0	0	0	0 -1	
Team					4 2 6	0 0 0	0	0				
Totals		28-71	3-20	11-14	24 22 46	20 19	79	10	12	19	5 2 6 5	

Major Fouls: NONE

Shooting By Period	1st FG%	2nd FG%	3rd FG%	4th FG%	GM FG%
1st FG%	7-19 36.8%				
2nd FG%	3-8 25.0%				
3rd FG%	0-0 0.0%				
4th FG%	6-14 42.9%				
GM FG%	28-71 39.4%				
3PT%	3-20 15.0%				
FT%	11-14 78.6%				

Dead Ball Rebounds: 0.0

	MAS	KSU
Biggest lead	8 (4 th 2:35)	15 (2 nd 1:38)
Best Scoring Run	12 (3 rd 3:26)	14 (2 nd 1:38)
Lead Changes	4	
Times Tied	2	
Time with Lead	13:54	24:46

Points from	MAS	KSU
Turnovers	23	20
Paint	30	44
Second Chance	19	24
Fast Breaks	14	14
Bench	6	33

Period by Period Scoring	1st	2nd	3rd	4th	TOT
MAS	14	10	23	28	75
KSU	16	19	12	23	70



Official Basketball Box Score - Final
Kent State at Central Michigan
01/07/26 McGuffey Arena, Mount Pleasant, MI
2025-26 Chippewa Basketball

Game Time: 11:00 AM
Game Duration: 1:58
Attendance: 2,312

Officials: Josh Howell, Michelle DeDuco, Kayla Maxey

Kent State - 57

Record: 5-10 (0-4)

NO. Name	Min	FG M-A	3P M-A	FT M-A	Rebounds OR DR TOT	Fouls PF FO	TP	AS	TO	ST	Blocks BS BA	+/-
1 Tatiana Thomas	F 28:23	4-8	0-0	1-1	4 5 3	2 8 2	3	1	3	0	4 -5	
30 Riley Rismiller	F 16:15	2-4	0-0	2-2	0 3 3	1 1 6	0	2	0	0	0 -5	
9 Rylee Kalocay	G 18:57	0-1	0-1	0-0	0 0 0	5 1 2	3	1	1	0	0 1	
12 Dionna Gray	G 37:52	3-7	0-1	1-1	1 3 4	3 3 7	3	4	4	0	0 -11	
23 Mya Babbitt	G 37:42	9-20	3-8	3-4	1 0 1	1 3 3	24	0	3	5	1 1 -4	
4 Journey Hildebrand	17:53	1-7	0-5	0-0	0 3 3	1 0 2	1	2	0	0	0 -11	
35 Emory Klatt	23:45	3-4	1-1	0-0	1 6 7	0 0 7	0	0	4	1	0 -4	
0 Caitlyn Holmes	10:07	0-4	0-0	1-2	0 0 0	3 2 1	0	0	0	0	2 -3	
5 Bianca Juzzo	06:05	0-0	0-0	0-0	0 0 0	1 0 1	0	1	0	0	0 -9	
11 Anna Campanelli	01:53	0-0	0-0	0-0	0 0 0	0 0 0	0	1	0	0	0 -5	
2 Meghan Murray	01:28	0-0	0-0	0-0	0 1 1	0 0 0	0	0	0	0	0 -2	
Team					2 1 3	0 0 0	0	0				
Totals		22-55	4-16	9-12	6 21 27	19 13	57	9	17	15	5 3 -9	

Major Fouls: NONE

Shooting By Period	1st FG%	2nd FG%	3rd FG%	4th FG%	GM FG%
1st FG%	2-13 15.4%				
2nd FG%	0-3 0.0%				
3rd FG%	8-14 57.1%				
4th FG%	0-1 0.0%				
GM FG%	22-55 40.0%				
3PT%	4-16 25.0%				
FT%	9-12 75.0%				

Dead Ball Rebounds: 0.0

Central Michigan - 66

Record: 9-5 (3-1)

NO. Name	Min	FG M-A	3P M-A	FT M-A	Rebounds OR DR TOT	Fouls PF FO	TP	AS	TO	ST	Blocks BS BA	+/-
21 Zairea Chevre	F 32:54	2-4	0-0	0-0	1 3 4	1 0 4	2	4	2	4	1 1 5	5
25 Ayanna-Sarai Darrington	F 27:49	7-10	0-0	4-5	6 4 10	3 4 18	1	2	0	0	1 0	1
0 Madi Morson	G 33:46	7-14	1-4	3-3	2 2 4	2 4 18	0	5	0	0	0 1	1
2 Liah Turnbull	G 25:01	2-9	1-2	0-0	1 2 3	2 3 5	1	3	0	0	1 17	7
24 Taylor Anderson	G 28:10	3-7	0-2	2-7	4 8 12	2 4 8	5	2	2	0	0 12	12
11 Nekhu Mitchell	G 30:49	2-6	0-2	2-4	0 5 5	2 3 3	6	3	2	1	0 -2	-2
Demetria Prewitt	G 28:10	0-10	0-0	1-2	1 2 3	3 1 0	3	1	0	0	0 0	0
40 Taylor Johnson	04:43	0-0	0-0	0-0	0 0 0	0 0 0	0	0	0	0	0 -1	-1
Team					0 4 4	0 0	0	0	0	0		
Totals		26-60	2-10	12-21	17 30 47	13 19	66	15	20	4	3 5 9	9

2025-26 BOX SCORES

	Official Basketball Box Score - Final										Game Time: 7:00 PM										Game Time: 1:00 PM									
	Ohio at Kent St.										Game Duration: 2:17										Game Duration: 2:05									
	01/14/26 Memorial Athletic and Convocation Center, Kent										Attendance: 1,292										Attendance: 1,344									
	2025-26 Women's Basketball										Officials: Cara Seggie, Charles Watson, Kristen Coombs										Officials: Maggie Tierman, Kale Eiterline, Kelsey Reynolds									




Ohio - 68															Record: 10-5 (4-1)										Shooting By Period									
NO. Name	Min	FG	3P	FT	Rebounds	Fouls	TP	AS	TO	ST	Blocks	BS	BA	+/-	1st FG%	9-13	69.2%	3PT%	5-8	62.5%	FT%	2-2	100%	2nd FG%	3-11	27.3%	3PT%	0-6	0.0%					
8 Eli Garnett	F 21:17	3-8	2-7	0-0	0 1 1	3 0	8	2	2	0	0	0	0	-1	1st FG%	9-13	69.2%	3PT%	5-8	62.5%	FT%	2-2	100%	2nd FG%	3-11	27.3%	3PT%	0-6	0.0%					
3 Bella Rinaldo	G 18:39	4-8	2-6	2-3	1 0 1	5 3	12	1	4	4	0	0	-8	2nd FG%	3-11	27.3%	3PT%	5-8	62.5%	FT%	2-2	100%	2nd FG%	3-11	27.3%	3PT%	0-6	0.0%						
4 Alisha McWhorter	G 25:33	3-5	0-0	2-2	0 1 1	0 4	8	0	2	0	0	0	7	3rd FG%	3-11	27.3%	3PT%	5-8	62.5%	FT%	2-2	100%	3rd FG%	3-11	27.3%	3PT%	0-6	0.0%						
21 Bailey Tabbler	G 33:48	4-9	1-5	0-0	3 3 1	0 1	4	2	2	2	0	-3	4th FG%	3-11	27.3%	3PT%	5-8	62.5%	FT%	2-2	100%	4th FG%	3-11	27.3%	3PT%	0-6	0.0%							
22 Ashah Baxter	G 30:10	3-4	2-3	1-2	0 7 7	1 2	9	1	0	0	1	0	-2	1st FG%	9-13	69.2%	3PT%	5-8	62.5%	FT%	2-2	100%	1st FG%	9-13	69.2%	3PT%	5-8	62.5%						
13 Monica Williams	23:59	2-6	1-4	7-9	0 4 4	4 6	12	2	4	2	0	1	5	2nd FG%	3-11	27.3%	3PT%	5-8	62.5%	FT%	2-2	100%	2nd FG%	3-11	27.3%	3PT%	0-6	0.0%						
20 Gigi Bower	11:05	2-3	1-2	0-0	0 0 0	2 0	5	0	3	1	0	0	-9	3rd FG%	3-11	27.3%	3PT%	5-8	62.5%	FT%	2-2	100%	3rd FG%	3-11	27.3%	3PT%	0-6	0.0%						
23 Danni Scully	17:49	1-3	0-0	1-2	2 1 3	1 2	3	0	2	1	0	0	2	4th FG%	3-11	27.3%	3PT%	5-8	62.5%	FT%	2-2	100%	4th FG%	3-11	27.3%	3PT%	0-6	0.0%						
2 ReRe Jennings	06:19	0-4	0-1	0-0	0 0 0	0 1	0	1	0	0	0	0	-5	1st FG%	9-13	69.2%	3PT%	5-8	62.5%	FT%	2-2	100%	1st FG%	9-13	69.2%	3PT%	5-8	62.5%						
11 Antonica Moultrie	11:22	1-2	0-1	0-0	0 1 1	3 1	2	0	1	0	2	0	-1	2nd FG%	3-11	27.3%	3PT%	5-8	62.5%	FT%	2-2	100%	2nd FG%	3-11	27.3%	3PT%	0-6	0.0%						
Team					0 3 3	0	0	0	1	0	2	0	-1	3rd FG%	3-11	27.3%	3PT%	5-8	62.5%	FT%	2-2	100%	3rd FG%	3-11	27.3%	3PT%	0-6	0.0%						
Totals	23:52	9-29	13-18	3 21	24	20	19	58	11	21	13	5	1	3	4th FG%	3-11	27.3%	3PT%	5-8	62.5%	FT%	2-2	100%	4th FG%	3-11	27.3%	3PT%	0-6	0.0%					
Major Fouls: NONE															Dead Ball Rebounds: 3, 2																			

Kent St. - 71					Record: 7-10 (2-4)																							
NO. Name	Min	FG MA	3P MA	FT MA	Rebounds OR DR TOT	Fouls PF FT	TP	AS	TO	ST	Blocks BS BA	+/-	Shooting By Period															
5 Bianca Juzzo	F 23:46	1-5	0-1	2-2	3 2 5	4 2	4	0	1	1	0	7	1st FG%	9-13	69.2%	3PT%	5-8	62.5%	FT%	2-2	100%	1st FG%	9-13	69.2%	3PT%	5-8	62.5%	
30 Riley Rissmiller	F 13:45	2-2	0-0	2-2	3 3 6	2 2	6	0	2	0	0	-2	2nd FG%	3-11	27.3%	3PT%	5-8	62.5%	FT%	2-2	100%	2nd FG%	3-11	27.3%	3PT%	0-6	0.0%	
4 Journey Hildebrand	G 30:27	1-12	1-8	3-4	1 2 3	2 2	6	0	3	0	0	1	5	3rd FG%	3-11	27.3%	3PT%	5-8	62.5%	FT%	2-2	100%	3rd FG%	3-11	27.3%	3PT%	0-6	0.0%
12 Dionna Gray	G 36:07	1-7	1-5	3-4	0 5 5	3 5	6	12	3	1	0	2	3	4th FG%	3-11	27.3%	3PT%	5-8	62.5%	FT%	2-2	100%	4th FG%	3-11	27.3%	3PT%	0-6	0.0%
23 Mya Babbitt	G 38:04	6-18	4-13	2-3	0 0 0	3 2	18	2	3	3	0	1	8	1st FG%	9-13	69.2%	3PT%	5-8	62.5%	FT%	2-2	100%	1st FG%	9-13	69.2%	3PT%	5-8	62.5%
35 Emory Klatt	24:14	7-7	1-1	2-2	6 6 12	1 1	17	1	1	2	1	0	3	2nd FG%	3-11	27.3%	3PT%	5-8	62.5%	FT%	2-2	100%	2nd FG%	3-11	27.3%	3PT%	0-6	0.0%
0 Caitlyn Holmes	13:19	1-4	0-1	2-3	1 2 3	0 3	4	0	4	2	0	-11	3rd FG%	3-11	27.3%	3PT%	5-8	62.5%	FT%	2-2	100%	3rd FG%	3-11	27.3%	3PT%	0-6	0.0%	
11 Anna Campanelli	10:03	2-4	1-2	0-0	0 1 1	1 2	5	0	3	0	0	1	3	4th FG%	3-11	27.3%	3PT%	5-8	62.5%	FT%	2-2	100%	4th FG%	3-11	27.3%	3PT%	0-6	0.0%
2 Meghan Murray	09:05	2-2	1-1	0-0	0 0 0	0 3	1	5	0	0	0	0	-1	1st FG%	9-13	69.2%	3PT%	5-8	62.5%	FT%	2-2	100%	1st FG%	9-13	69.2%	3PT%	5-8	62.5%
9 Rylee Kalocay	01:10	0-1	0-0	0-0	0 0 0	0 0	0	0	1	0	0	-1	2nd FG%	3-11	27.3%	3PT%	5-8	62.5%	FT%	2-2	100%	2nd FG%	3-11	27.3%	3PT%	0-6	0.0%	
Team					4 6 10	0	0	0	0	0	0	-1	3rd FG%	3-11	27.3%	3PT%	5-8	62.5%	FT%	2-2	100%	3rd FG%	3-11	27.3%	3PT%	0-6	0.0%	
Totals	23:52	9-32	16-20	18 27	45	19	70	15	21	9	1	5	3	4th FG%	3-11	27.3%	3PT%	5-8	62.5%	FT%	2-2	100%	4th FG%	3-11	27.3%	3PT%	0-6	0.0%
Major Fouls: NONE										Dead Ball Rebounds: 2, 1																		

OHI		KSU		Points from		OHI		KSU		Period by Period Scoring	
Biggest lead	7 (1 st 2:30)	8 (2 nd 4:27)	Turnovers	20	28	1st	2nd	3rd	4th	TOT	
Best Scoring Run	7 (3 rd 8:46)	10 (2 nd 6:08)	Paint	24	24	OHI	25	11	21	11	68
Lead Changes	5	Second Chance	1	19	KSU	18	21	10	12	71	
Times Tied	5	Fast Breaks	4	5							
Time with Lead	16:07	20:46	Bench	22	31						

Akron - 79		Record: 3-15 (0-6)													Shooting By Period									
NO. Name	Min	FG		3P	FT	Rebounds		Fouls		TP	AS	TO	ST	Blocks		+/-	1 st FG% 8-17 47.1%							
		M-A	M-A	M-A	O-R	DR	PF	FF	FD					BS	BA			3PT% 2-4 50.0%						
20 Keiryn McGuff	F 32:09	3-8	0-2	3-3	3	3	6	2	2	2	9	1	2	0	0	-3	FT% 3-4 75%							
33 NirBah Clark	F 30:24	7-12	1-2	7-8	2	4	6	4	6	22	1	3	2	2	1	8	2 nd FG% 4-11 36.4%							
8 Shaena Brew	G 26:40	5-10	0-3	3-4	1	0	1	4	2	13	2	2	3	0	0	-5	3PT% 2-6 33.3%							
10 Corinne Reed	G 22:12	3-4	1-2	1-2	0	2	2	3	1	8	3	1	2	0	0	3	FT% 6-10 60%							
35 Monique Mitchell	G 21:04	1-7	1-4	5-6	2	1	3	2	4	8	0	2	1	0	0	-16	3 rd FG% 7-14 50.0%							
24 Ella Wigal	13:18	2-4	0-1	0-0	1	2	3	1	0	4	1	0	1	0	0	5	FT% 2-4 50%							
4 Kam'Ren Rhodes	22:29	2-7	1-2	1-4	0	0	0	4	3	6	4	2	0	0	1	-10	4 th FG% 8-19 42.1%							
5 Natalie Johnson	04:38	0-2	0-1	0-0	0	0	0	1	1	0	0	0	0	0	0	-6	3PT% 0-4 0.0%							
11 Maddie Vejcsiky	05:02	1-1	1-1	0-0	0	0	0	1	0	3	0	0	0	0	0	-7	FT% 9-9 100%							
6 Izzy Galloway	13:48	3-6	0-2	0-0	0	3	3	0	0	6	1	0	0	0	0	-5	3PT% 0-4 0.0%							
14 Lisa Taponen	06:11	0-0	0-0	0-0	0	1	1	1	0	0	0	0	0	0	0	-5	FT% 20-20 100%							
1 Liz Murphy	02:04	0-0	0-0	0-0	0	0	0	0	0	0	0	0	0	1	0	-3	GM FG% 27-61 44.3%							
Team						2	2	0	0	0	0	1					3PT% 5-20 25.0%							
Totals		27-61	5-20	20-27	11	16	27	23	79	13	13	9	3	2	-12		FT% 20-27 74.1%							

2025-26 BOX SCORES

 <div>Official Basketball Box Score - Final Ball St. at Kent St. 02/01/26 Memorial Athletic and Convocation Center, Kent, Ohio 2025-26 Women's Basketball</div>	<div>Game Time: 1:00 PM Game Duration: 2:09 Attendance: 1,170</div> 	<div>Official Basketball Box Score - Final Bowling Green at Kent St. 02/04/26 Memorial Athletic and Convocation Center, Kent, Ohio 2025-26 Women's Basketball</div>	<div>Game Time: 7:00 PM Game Duration: 2:15 Attendance: 1,092</div> 
--	---	--	---

Ball St. - 101		Record: 17-5 (9-1)																						
NO. Name		Min	FG		3P		FT		Rebounds		Fouls		TP	AS	TO	ST	Blocks		+/-	Shooting By Period				
			M	A	M	A	M	A	OR	DR	TO	PF					FD	B		B	1st	2nd	3rd	
22 Tessa Towers	C	28:41	13	23	0	0	3	3	8	3	11	2	3	29	2	3	0	0	0	10	9:17	52.9%		
3 Karsyn Norman	G	24:38	2	5	0	3	1	2	0	3	3	5	5	7	2	2	0	0	15	3PTs	2.5	40.0%		
25 Grace Kingery	G	31:56	7	14	6	13	2	2	0	3	3	2	22	1	1	0	1	0	18	FTs	2.0	100%		
35 Bree Salenblen	G	34:16	8	16	2	5	6	7	1	5	6	3	5	10	3	4	2	0	12	3PTs	10-19	52.6%		
24 Antiss Tagay		35:40	4	4	0	0	3	4	2	5	7	3	5	11	5	2	0	1	0	2nd	2.5	40.0%		
9 Alba Caballero		11:53	1	4	0	0	0	1	1	0	1	1	2	2	0	0	0	1	1	3PTs	2-3	66.7%		
2 Zhen Verburtg		09:20	1	1	0	0	0	0	3	3	4	0	2	2	2	0	0	0	0	3PTs	11-19	61.1%		
23 Zuri Ransom		08:24	1	3	0	1	0	0	2	2	1	1	2	0	0	0	0	0	-12	FTs	1-5	20.0%		
10 Giorgia Gorini		15:12	1	3	0	1	2	2	0	0	0	1	1	4	1	2	0	1	0	3PTs	8-10	80%		
Team									4	1	5	0	0	0					4th	8-19	42.1%			
Totals			38	73	8	23	17	21	16	25	41	22	24	101	30	15	6	5	1	10	3PTs	3-8	37.5%	
																					Major Fouls: NONE			
																					FTs		5-6	83.3%
																					GM FGs		38-73	52.1%
																					3PTs		8-23	34.8%
																					FTs		17-21	81.0%

Shooting By Period	
1 st FG%	9-17 52.9%
3PT%	2-5 40.0%
FT%	2-2 100%
2 nd FG%	10-19 52.6%
3PT%	2-5 40.0%
FT%	2-3 66.7%
3 rd FG%	11-18 61.1%
3PT%	1-5 20.0%
FT%	8-10 80%
4 th FG%	8-19 42.1%
3PT%	3-8 37.5%
FT%	5-6 83.3%
GM FG%	38-73 52.1%
3PT%	8-23 34.8%
FT%	17-21 81.0%

Dead Ball Rebounds: 4.2

Bowling Green - 64		Record: 11-11 (4-7)										Officials: Joshua Howell, Cole Mabow, Colleen Thompson					
NO. Name		Min	FG M-A	3P M-A	FT M-A	Rebounds OR DR TOT	Fouls PF FO	TP	AS	TO	ST	Blocks BS BA	+/-				
11 Tayla Ellis	F	18:33	1-4	0-0	0-0	2	6	8	4	2	2	0	1	2	0	0	2
22 Lauren Gierken	F	27:18	1-10	0-6	8-10	0	5	5	1	4	10	0	1	1	3	0	-9
1 Kaia Woods	G	22:46	2-6	0-1	1-1	0	0	0	2	2	5	2	2	0	0	0	-9
3 Johnna Donahue	G	29:08	5-11	0-1	2-2	0	1	1	5	3	12	3	4	1	1	0	-4
10 Paige Kohler	G	37:36	6-20	5-13	2-4	0	4	4	3	4	19	0	2	2	0	0	-11
20 Jasmine Fearnie		09:04	0-2	0-2	0-0	1	0	1	1	0	0	0	1	0	0	0	-6
8 Joniyah Bland-Fitzpatrick		08:24	2-3	0-0	0-0	2	0	2	3	0	4	0	0	1	1	0	5
2 Emily Siesel		13:10	0-1	0-0	0-0	1	0	1	5	1	0	0	1	2	0	0	-5
12 Ky'aira Miller		15:13	1-5	0-1	0-2	0	0	0	0	2	7	2	0	1	2	0	-3
4 Jaedyn Cook		02:16	0-1	0-0	0-0	0	0	0	0	0	0	0	1	0	0	0	0
3 Kendal Moxey		14:47	3-5	0-1	2-3	4	3	7	3	4	8	1	1	1	1	0	-6
0 Laila Harrison		01:46	1-2	0-0	0-0	0	0	0	0	0	2	0	0	0	0	0	1
Team						1	1	2	0	0	0						
Totals			22-70	5-26	15-22	11	20	31	29	27	64	6	15	14	6	0	-9
Major Fouls: Siesel (F1) 3 rd 0:09																	

Dead Ball Rebounds: 3.1

Kent St. - 91		Record: 9-12 (4-6)																
NO. Name		FG	3P	FT	Rebounds	Fouls	TP	AS	TO	ST	Blocks	+/-	Shooting By Period					
		M-A	M-A	M-A	OR DR TOT	PF FO					BS BA		1st FG%	2nd FG%	3rd FG%			
1 Tatiana Thomas	F 10:37	1-2	0-0	1-4	1 0 1	4 2	3	0	0	0	1	-7	3PT	7-17	41.2%			
30 Riley Rismiller	F 35:25	2-6	1-1	3-3	0 4 4	2 8	1	2	0	0	1	-5	1st FG%	2-6	33.3%			
11 Anna Campanelli	G 21:51	1-4	1-3	0-0	1 1 2	5 1	3	0	2	0	0	-15	2nd FG%	7-15	46.7%			
12 Dionna Gray	G 37:54	7-13	2-6	7-8	3 6 9	4 6	23	9	4	1	0	-10	3rd FG%	8-18	50.0%			
23 Mya Babbitt	G 35:20	11-19	4-9	2-2	1 4 5	4 4	28	2	2	0	0	-6	1st FG%	7-8	87.5%			
5 Bianca Juzzo	21:22	1-7	1-7	1-2	1 1 2	2 3	4	1	0	0	0	-6	2nd FG%	8-15	53.3%			
35 Emory Klatt	11:09	3-4	0-1	0-0	1 0 1	2 1	6	0	2	0	0	-7	3PT	1-5	20.0%			
0 Caitlyn Holmes	17:00	4-9	0-0	3-4	0 0 0	0 2	11	0	1	4	0	-2	1PT	5-9	55.6%			
4 Journey Hildebrand	07:17	1-1	1-1	0-0	0 0 0	1 0	3	0	1	0	0	4	4th FG%	9-19	47.4%			
2 Meghan Murray	02:06	0-1	0-0	2-2	0 0 0	0 1	2	1	0	0	0	0	3PT	3-9	33.3%			
Team					4 2 6	0 0	0	0	0	0	0		FT	5-6	83.3%			
Totals		31-66	10-28	19-25	12 18 30	24 22	91	14	14	5	1	-10	GM FG%	31-66	47.0%			
															Major Fouls: NONE			
															3PT		10-28	35.7%
															FT		19-25	76.0%

Dead Ball Rebounds: 2.1

Points from		BSU	KSU
Biggest lead	17 (3 rd 3:07)	0 (1 st 10:00)	
Best Scoring Run	11 (3 rd 4:30)	7 (2 nd 0:09)	
Lead Changes	0		
Times Tied	0		
Time with Lead	39:46	00:00	

Period by Period Scoring	
Turnovers	15 20
Paint	50 26
Second Chance	21 19
Fast Breaks	16 10
Bench	10 26

Period by Period Scoring	
1st	15 20
2nd	22 14
3rd	24 31
4th	24 10
TOT	85 75

Period by Period Scoring	
1st	15 20
2nd	22 14
3rd	24 31
4th	24 10
TOT	85 75

BGR		KSU
Biggest lead	4 (1 st 5:21)	14 (4 th 8:28)
Best Scoring Run	7 (1 st 5:21)	9 (3 rd 3:02)
Lead Changes	3	
Times Tied	5	
Time with Lead	02:07	33:37

Points from		BGR	KSU
Turnovers	20	12	
Paint	34	26	
Second Chance	9	6	
Fast Breaks	19	22	
Bench	16	31	

Period by Period Scoring	
1st	15 20
2nd	22 14
3rd	24 31
4th	24 10
TOT	85 75

Period by Period Scoring	
1st	15 20
2nd	22 14
3rd	24 31
4th	24 10
TOT	85 75

Dead Ball Rebounds: 5.3

 <div>Official Basketball Box Score - Final App State at Kent St. 02/07/26 Memorial Athletic and Convocation Center, Kent, Ohio 2025-26 Women's Basketball</div>	<div>Game Time: 1:00 PM Game Duration: 2:16 Attendance: 1,116</div> 
---	---

App State - 63		Record: 10-13																		
NO. Name		Min	FG M-A	3P M-A	FT M-A	Rebounds OR DR TOT	Fouls PF FO	TP	AS	TO	ST	Blocks BS BA	+/-	Shooting By Period						
17 Feyral Defne Atli	F	23:51	6-8	0-0	0-0	0	2	2	4	2	12	0	1	1	0	1st FG% 7-15 46.7%				
20 Elena Pericic	F	31:47	1-7	0-4	0-0	2	4	6	0	2	2	3	1	2	1	0	2nd FG% 15-20 75%			
0 Emma Smith	G	31:17	3-6	1-3	0-0	2	2	4	4	0	7	4	4	0	0	0	FT% 2-2 100%			
10 Jada Burton	G	25:00	2-6	0-1	0-1	2	2	4	4	4	4	2	7	4	0	0	2nd FG% 6-13 46.2%			
24 Daisia Mitchell	G	32:40	1-4	0-4	0-4	2	3	5	2	4	18	2	4	5	1	0	3PT% 0-1 0%			
30 Addie Biel	G	25:00	1-4	0-4	0-4	2	3	5	2	4	18	2	4	5	1	0	FT% 1-3 33.3%			
34 Emily Hope	F	13:28	4-7	0-0	6-9	1	0	1	3	5	14	0	1	0	1	0	3rd FG% 6-14 42.9%			
3 Riley Stoker	F	19:24	1-5	1-2	0-0	2	1	3	4	1	3	2	1	0	1	1	3PT% 1-4 25.0%			
3 Isa Roman	F	02:37	0-1	0-0	0-0	0	0	0	2	0	0	0	0	0	0	0	FT% 7-9 77.8%			
32 Zoe McCrary	G	02:21	0-0	0-0	1-2	1	0	1	0	1	1	0	0	0	0	0	4th FG% 6-16 37.5%			
Team						1	2	3	0	0	0						FT% 1-2 50%			
Totals		25-58	2-14	11-16	15	18	33	24	19	63	13	22	13	4	3	-5	GM FG% 25-58 43.1%			
Major Fouls: Hope (F1) 2 nd 0:43																	3PT% 2-14 14.3%			
																	FT% 11-16 68.8%			

Dead Ball Rebounds: 1.0

Kent St. - 68		Record: 11-12													Deaf Ball Rebounds: 1, 0						
NO.	Name	Min	FG		3P		FT		Rebounds		Fouls		TP	AS	TO	ST	Blocks		+/-		
			M	A	M	A	M	A	OR	DR	OT	PF					FD	BS		BA	
1	Tatiana Thomas	F 32:51	5-12	0-0	2-3	5	4	9	3	12	3	0	7	0	1	7	1ST	3PT:	9-15	60.0%	
30	Journey Rismiller	F 22:56	4-5	0-0	2-4	1	2	3	4	4	10	1	2	1	1	0	1ST	3PT:	13	33.3%	
4	Rowley Hildebrand	G 29:44	7-12	3-7	0-1	2	6	8	3	2	17	1	3	1	0	1	15	FT%	23	66.7%	
11	Anna Campanelli	G 30:58	2-6	1-2	8-10	2	0	2	2	5	13	3	4	1	1	1	2	2nd	GMF:	6-12	50.0%
12	Dionna Gray	G 35:49	2-6	1-4	2-2	0	1	1	3	5	7	5	7	0	0	1	3	3PT%	2-4	50.0%	
0	Caitlyn Holmes	17:06	3-7	0-0	1-1	1	3	4	0	2	7	1	4	0	0	0	-5	FT%	4-7	57.1%	
35	Emory Klatt	16:57	0-0	0-0	2-2	0	1	1	2	2	2	2	2	3	1	0	12	3rd	3PT:	4-13	30.8%
5	Bianca Juzzo	07:15	0-1	0-1	0-0	0	2	2	1	1	0	0	0	0	0	0	-2	1ST	4PT:	14	25.0%
2	Meghan Murray	06:23	0-1	0-1	0-0	0	1	1	0	1	0	0	0	0	0	0	-2	FT%	5-7	71.4%	
Team																		4th	GMF:	0-0	40.0%
Totals			23-50	5-15	17-23	13	22	35	19	24	68	17	23	13	3	4	5	3PT%	14	25.0%	
																		FT%	5-6	100%	
																		GMF:	23-50	46.0%	
																		3PT%	5-15	33.3%	
																		FT%:	17-23	73.9%	
Major Fouls: NONE																					

Dead Ball Rebounds: 2.0

Points from		APP	KENT
Biggest lead	5 (4 th 7:12)	14 (2 nd 3:24)	
Best Scoring Run	11 (3 rd 8:16)	13 (4 th 0:43)	
Lead Changes	4		
Times Tied	4		
Time with Lead	04:03	32:36	

Period by Period Scoring	
Turnovers	25 20
Paint	40 26
Second Chance	13 15
Fast Breaks	8 9
Bench	20 9

Period by Period Scoring	
1st	17 13
2nd	20 13
3rd	20 13
4th	6 3
TOT	63 58

Period by Period
