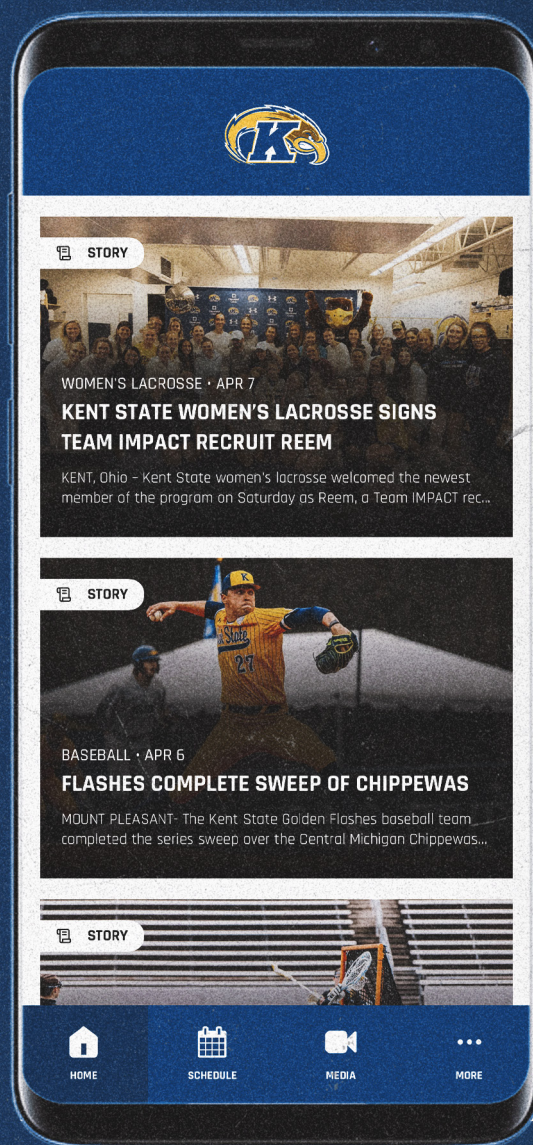
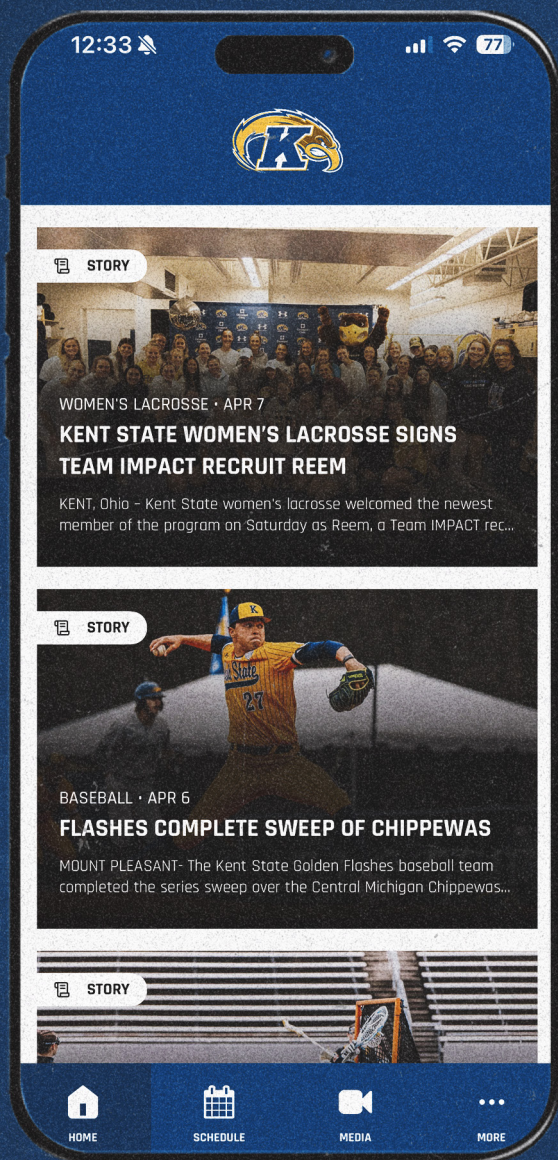


25-26 KENT STATE FOOTBALL

MEDIA GUIDE





KENT STATE GOLDEN FLASHES

MOBILE APP AVAILABLE NOW

DOWNLOAD TODAY ON THE APP STORE OR GOOGLE PLAY STORE



SEARCH "KENT STATE GOLDEN FLASHES"



20 KENT STATE FOOTBALL 25



AUG 30



SEP 13



OCT 11



OCT 25



NOV 19

SEASON TICKETS AVAILABLE NOW

VISIT KSUTIX.COM OR CALL 330-672-4455
TO PURCHASE TODAY



SCAN TO PURCHASE



PRESEASON

CANAAN WILLIAMS

FOURTH-TEAM OFFENSE: LINEBACKER

JORDAN NUBIN

THIRD-TEAM OFFENSE: RUNNING BACK

DUSTYN MORELL

FOURTH-TEAM OFFENSE: OFFENSIVE LINE

MASON WOODS

THIRD-TEAM DEFENSE: LINEBACKER

DASHAWN MARTIN

SECOND-TEAM SPECIALIST: KICK RETURN

FOURTH-TEAM OFFENSE: WIDE RECEIVER

20

Athlon Sports

25

ALL-CONFERENCE



PHIL STEELE PRESEASON HONORS

FIRST TEAM

DA'SHAWN MARTIN | KICK RETURN

THIRD TEAM

JORDAN NUBIN | RUNNING BACK
GUS GOODELL | LONG SNAPPER



SECOND TEAM

MASON WOODS | LINEBACKER

FOURTH TEAM

CANAAN WILLIAMS | LINEBACKER



**LUKE
FLORIEA**
WIDE RECEIVER

SIGNED





**MATT
HARMON**
LINEBACKER

SIGNED





2025 PRO FOOTBALL HALL OF FAME CLASS

HALL OF FAME

ANTONIO GATES

A stylized black ink signature of Antonio Gates, appearing to read 'AG', is positioned to the right of the 'HALL OF FAME' title.





EDULLMAN



2025 NEW ENGLAND PATRIOTS HALL OF FAME INDUCTEE

SUPER BOWL CHAMPIONS

KENT STATE CHAMPIONS



JACK LAMBERT	IX, X, XIII, XIV
JULIAN EDELMAN	XLIX, LI, LIII
JAMES HARRISON	XL, XLIII
KEN WALTER	XXXVI, XXXVIII
JOSH KLINE	XLIX
USAMA YOUNG	XLIV
DANNY MUIR	XLI
DAN GOODSPEED	XXXVII
JASON GAVADZA	XXXV





SUPER BOWL LIII

MVP

JULIAN EDELMAN

10 CATCHES

141 RECEIVING YARDS





KENT STATE[®]

TABLE OF CONTENTS

MEDIA INFORMATION

12	Contents/Season Schedule
13	Program / University Information
14	Coaching Staff / Support Staff
15	President Dr. Todd Diacon
16	Director of Athletics Randal L. Richmond
17-18	Athletics Administration

2025 Kent State Golden Flashes

20-21	Alphabetical Roster
22-23	Numerical Roster
24-27	Roster Breakdown
28-38	Player Profiles

COACHING STAFF

40	Interim Head Coach Mark Carney
41-50	Assistant Coaches
51	Football Support Staff

2024 SEASON IN REVIEW

53-58	Game Recaps
59-65	Final Season Statistics

HISTORY & RECORDS

67-70	Coaching Summary
71-76	Year-by-Year Results
77-81	All-Time vs. Opponents
82-83	Annual Team Statistics
84-88	Annual Individual Leaders
89	Team Season Records
90	Team Game Records
91-92	Individual Career Records

93-94	Individual Season Records
95-96	Individual Game Records
97-98	Miscellaneous Team/Individual Stats
99	Opening Game Results
100	Homecoming Game Results
101-108	All-Time Letter winners
109	All-Time Assistant Coaches (Full-Time)
110-114	Honors and Awards
115-116	Golden Flashes in the Pros

2025 SCHEDULE

DATE	OPPONENT	LOCATION
Aug. 30	Merrimack	Kent, OH
Sept. 6	Texas Tech	Lubbock, TX
Sept. 13	Buffalo*	Kent, OH
Sept. 20	Florida State	Tallahassee, FL
Oct. 4	Oklahoma	Norman, OK
Oct. 11	Massachusetts*	Kent, OH
Oct. 18	Toledo*	Toledo, OH
Oct. 25	Bowling Green*	Kent, OH
Nov. 5	Ball State*	Muncie, IN
Nov. 11	Akron*	Akron, OH
Nov. 19	Central Michigan*	Kent, OH
Nov. 28	Northern Illinois*	DeKalb, IN

*Mid-American Conference Game

Visit <https://kentstatesports.com/sports/football/schedule> for the updated schedule with times and how to watch/listen to the game.

QUICK FACTS

SOCIAL MEDIA ACCOUNTS

Official Athletics

X: @KentStAthletics

Facebook: /KentStAthletics

Instagram: @KentStAthletics

X: @KentStFootball

Facebook: /KentStFootball

Instagram: @KentStFootball

Official Football

Twitter: @CoachMaCarney

Mark Carney, Interim Head Coach

PROGRAM INFORMATION

First Year	1920
Bowl Game Wins	1
Conference Championships	1
All-Time Record	365–608–28
All-Americans	10
NFL Draft Picks	41
NFL Players	89
Pro Football Hall of Famers	2
College Football Hall of Famers	2

UNIVERSITY INFORMATION

Location	Kent, Ohio
Enrollment	25,000
Founded	1910
Nickname	Golden Flashes
Colors	Blue & Gold
President	Dr. Todd Diacon
Vice President & Director of Athletics	Randale L. Richmond
Faculty Athletics Representative	Dr. Theresa Walton-Fisette
Conference / Division	Mid-American Conference
Stadium / Capacity	Dix Stadium / 25,319
Ticket Office Phone	1-330-672-4455

COACHING STAFF

Interim Head Coach/Offensive Coordinator	Mark Carney
Record at KSU	0-0
Career Record	0-0
Defensive Coordinator / Safeties	Cherokee Valeria
Offensive Coordinator / Quarterback	Clay Patterson
Wide Receivers	Kerry Dixon
Offensive Line	Angel Matute
Running Backs	Mohamed Ibrahim
Special Teams Coordinator / Tight Ends	CJ Conrad
Defensive Line	Bill Teerlinck
Rush Ends	Malcolm Robinson
Linebackers	Kevin Snyder
Cornerbacks	Bart Tanski

SUPPORT STAFF

General Manager
 Assistant Athletic Director for Football Operations
 Assistant Director-Football Operations
 Director of Player Personnel
 Video Coordinator
 Graduate Assistant (Recruiting)
 Graduate Assistant (Football Operations)
 Graduate Assistant (Creative Media)
 Graduate Assistant (Defense)
 Graduate Assistant (Defense)
 Graduate Assistant (Offense)
 Graduate Assistant (Offense)
 Sports Performance Coach
 Sports Performance Coach
 Sports Performance Coach
 Sports Performance Coach
 Sports Performance Coach
 Athletic Trainer
 Athletic Trainer
 Athletic Trainer
 Athletic Trainer
 Athletic Trainer
 Athletic Trainer
 Athletic Trainer
 Athletic Trainer
 Sport Administrator
 Academic Services
 Athletic Communications

ATHLETIC ADMINISTRATION

Vice President & Director of Intercollegiate Athletics
 Executive Deputy Athletics Director
 Deputy Athletics Director / Senior Woman Administrator
 Senior Associate Athletics Director

COMMUNICATIONS

Assistant Athletic Director, Communications
 Email

Associate Director
 Email

Assistant Director
 Email

Mark Watson
 Elizabeth Toth
 Karter Kesner
 TBA
 Ross Talbert
 TBA
 Caden Riley
 Kyle Trussell
 RJ Bertini
 Prince Washington
 Mitch Heinz
 Woody Corey
 Charles Friday
 Connor Owens
 Clay Lavigne
 Jackson Bradfield
 Mason Melancon
 Alan Wallace
 Kaitlin Boothe
 Evan Schreyer
 Sam Reagan
 Kyle Nelson
 Allie DeBiase
 Amanda Dixon
 Greg Glaus
 TBA
 Josh Padilla

Randale L. Richmond
 Greg Glaus
 Suzette McQueen
 Trent Stratton

Josh Padilla
 Jpadill3@kent.edu

Jay Fiorello
 Jfiorel2@kent.edu

Kellan Godfrey
 Kgodfre4@kent.edu



DR. TODD DIACON

UNIVERSITY PRESIDENT

Southwestern College
University of Wisconsin-Madison (Ph.D)

Todd Diacon became Kent State University's 13th president in July 2019. A tireless advocate for student success, President Diacon has more than 30 years of experience in higher education leadership.

His commitment to college affordability and access has resulted in nationally recognized initiatives to boost student retention, graduation rates and academic achievement.

President Diacon joined Kent State as provost in 2012 and has been at the forefront of expanding Kent State's international presence, has led the charge to recruit and promote more diverse faculty, and has helped the university attract world-renowned leaders in the fields of aviation, engineering, brain health, liquid crystals, and peace and conflict studies.

Before coming to Kent State, President Diacon served as deputy chancellor at the University of Massachusetts Amherst, where he also was a professor of history. He began his career at the University of Tennessee as a history professor.

A native of Wellington, Kansas, President Diacon specializes in agrarian history and the history of central state power in Brazil. He earned his bachelor's degree from Southwestern College in Kansas and his master's and doctoral degrees from the University of Wisconsin-Madison.

He has authored publications on student success and the administration of higher education, and he has written numerous journal articles and two books, including "Stringing Together a Nation," which won the 2005 Warren Dean Memorial Prize for the most significant book on Brazilian history.

President Diacon is married to former Kent State employee Moema Furtado; they have one grown son. Together, they enjoy attending music and theater performances and local festivals.

President Diacon has run seven marathons and desperately wants to get back to his first love: riding motorcycles.



RANDALE L. RICHMOND
VICE PRESIDENT & DIRECTOR OF
ATHLETICS

Baldwin Wallace University, 2004
 Kent State University, 2006

Randale L. Richmond was formally introduced as the 12th Athletic Director at Kent State University on April 9, 2021. He began his tenure as Athletic Director on May 1, 2021.

This is Richmond's second stint at Kent State University. He previously spent 10 years with the Golden Flashes working in Student-Athlete Academic Services and Compliance. Richmond started as a graduate assistant before serving as an Assistant Director of Compliance starting in 2006. He was elevated to the Assistant Athletic Director of Compliance in 2010, then promoted to Associate Athletic Director of Student-Athlete Academic Services & Compliance in 2012. Richmond served in that role until 2015 when he was hired by Old Dominion University.

Richmond arrived at Old Dominion University in February of 2015 as the Sr. Associate Athletic Director for Sport Administration and Student-Athlete Welfare. In that role, he was responsible for the leadership, oversight, and supervision related to Student-Athlete Academic Services, Leadership Development, and NCAA Compliance. He also served as the Sport Administrator for the men's basketball, field hockey, baseball, men's soccer and men's and women's swimming programs. During his oversight of those sports, he had a direct impact in fundraising and program enhancement, raising over \$1.5 million dollars and increasing the men's soccer's fundraising efforts over 500%. In addition, Richmond served on a number of campus committees, including the Brother 2 Brother Steering Committee and the President's Task Force on Inclusive Excellence where he served as the co-chair. He took the lead on developing and enhancing numerous programs at Old Dominion including the revamping of the Monarch's Competitive Excellence Plan and the implementation of a Sport Administration Executive Summary, which is designed to track each sport's success in terms of the goals set in the Old Dominion strategic plan. He also started the New Employee Welcome Plan which helps new employees experience early success and provides connections with current employees.

During his time at ODU, Richmond successfully led the department through a NCAA Academic Performance Program Review, a Conference USA (C-USA) Compliance Audit, as well as an internal Institutional Control Review. Under his leadership, ODU implemented a number of progressive student-athlete programs, including its first ever Student-Athlete Leadership Academy. The Monarch Athletic Department achieved all-time highs in Academic Progress Rate (APR) scores, Graduation Success Rate (GSR) scores, and department Grade Point Average (GPA). ODU led Conference USA in Commissioner's Honor Roll recipients in each of his final four seasons with the Monarchs. In terms of Sport Administration, both the baseball and men's soccer programs realized great success in fundraising, classroom performance, and

on the field with both teams earning national rankings and the men's soccer program winning its second C-USA Championship in 2017.

Richmond served on the LEAD1 Diversity, Equity & Inclusion Working Group and is a current member of the National Association for Athletic Compliance (NAAC) Thought Leaders Group and co-chairs the NAAC Convention Committee. He has participated in the Collegiate Athletics Leadership Symposium, the D1A Athletics Director's Institute, and the NAAC ACE Mentoring Program. He is also a graduate of the NCAA Leadership Institute where he was selected as the graduation speaker for the 2015 class. In 2014, Richmond was named to the Crain's Cleveland Business list of 'Who to Watch in Education' and Kaleidoscope Magazine's '40 Under 40 Club' in 2013.

The Akron, Ohio, native received his Bachelor of Arts degree from Baldwin-Wallace College in 2004 with a major in history and a minor in sociology. He then earned his Master of Education degree from Kent State in 2006. He can be found on Twitter @RandaleRichmond

Randale and his wife, Ja'Alycia, have two sons, Ramahn and Ramar, and one daughter, Jayla.

ADMINISTRATION



GREG GLAUS **EXECUTIVE DEPUTY ATHLETICS** **DIRECTOR**

Wright State University, 2005
Kent State University, 2009

Greg Glaus is the Executive Deputy Athletics Director at Kent State University, overseeing the department's operations, business and finance strategy, facilities and capital projects, NCAA compliance, and the department's comprehensive sport supervision program. In his role, he also lead the implementation of the Play As One Strategic Plan, manages and negotiates key departmental contracts, capital projects oversight, strategic revenue generation implementation, and serves as the sport administrator for football and gymnastics.

Since rejoining the Golden Flashes in 2021, the department has achieved record-setting success:

Academic Excellence: Highest GPA in program history (3.396, Spring 2025), a first-ever GPA above 3.0 for every team, and a 92% Graduation Success Rate (GSR).

Athletic Achievements: Fourth bowl game appearance in football, seventh NCAA Men's Basketball Tournament berth, nine regular season MAC Championships, eleven MAC Tournament Championships, and nine MAC Coaches of the Year.

Capital Projects: Over \$8 million in improvements across 19 sports, including renovations to Football team and meeting rooms, Men's Basketball locker room, Women's Basketball film room, Devine Diamond Softball renovation, the Gymnastics practice facility, and Field House track replacement.

Revenue Growth: Negotiated contracts totaling over \$40 million, including a comprehensive sports medicine partnership, new ten year multi-media rights deal, and a new apparel agreement, while increasing licensing royalties by 58% and ticket sales revenue by 60%. Before returning to Kent State, Glaus served as Senior Associate Athletics Director at Texas Tech University, where he led academic services, strategic planning (Strategy to Win), and key initiatives like the Name, Image, and Likeness Task Force and COVID-19 Task Force from 2017-2021.

He began his career at Kent State as a graduate assistant academic advisor before transitioning to athletics in 2007, holding progressive leadership roles through 2017.

A native of Barberton, Ohio, Glaus holds a bachelor's degree in health and physical education from Wright State University, a master's in higher education administration from Kent State, and is completing his Ph.D. in the same field with his dissertation topic of Strategic Planning in DI FBS Athletic Departments. He and his wife, Amie, have four daughters: Grace, Claire, Scarlet, and Victoria.



SUZETTE MCQUEEN **DEPUTY ATHLETIC DIRECTOR &** **SENIOR WOMAN ADMINISTRATOR**

University of Michigan, 1992
University of North Carolina at Chapel Hill, 2001

Suzette McQueen joined Kent State Athletics in August 2021 as the Executive Senior Associate Athletics Director and was elevated to Deputy Athletics Director in May 2023.

In this role, McQueen provides leadership for the department's revenue generation initiatives, external operations, athletics communications, licensing, and corporate partnerships and NIL. McQueen currently serves as the sport administrator for men's and women's basketball and women's lacrosse. McQueen is the Senior Woman Administrator (SWA) for the department of athletics and represents Kent State at the conference and national level.

Prior to arriving at Kent State, McQueen served as the Senior Associate Commissioner of External Operations and Strategic Marketing/SWA for the Central Intercollegiate Athletic Association (CIAA). In her role she managed sponsorship, media rights, promotions, media relations and marketing for the CIAA's 14 championship sports. She assisted in developing strategies tailored toward promoting brand management and increased revenue streams while supporting the mission and vision of both the conference and its member institutions.

Prior to her time with CIAA, McQueen served as the Associate Director of the Davidson College Athletic Fund (DAF). In her role, she was responsible for identification, cultivation, solicitation, and stewardship of donors in support of Davidson's 21 intercollegiate teams. In addition, she worked closely with the Office of Special Events and managed special projects focused on capital and scholarship fundraising.

In advance of her time at Davidson, she served as the Assistant Athletic Director, External Affairs and Media Relations and Senior Woman Administrator at Adelphi University having oversight over media relations for the University's 20 Division II sports programs along with serving as the executive director of the Panther Club. She also served as a liaison to campus partners including the President's Office, alumni relations and development.

McQueen has experience on national committees, as past Chair of the NCAA Committee for Women's Athletics and also on the NCAA DII Nominating Committee. She is currently serving as a member of the NCAA Division I Women's Lacrosse committee.

She completed the Women Leaders Executive Institute in 2019 and is a 2017 graduate of the NCAA Charles Whitcomb Leadership Institute. McQueen is an active member of Women Leaders in College Sports serving on the Fundraising Committee. Additional memberships with the Minority Opportunities Athletic Association (MOAA), National Association of Collegiate Athletic Marketing (NACMA), International Collegiate Licensing Association (ICLA) and National Association for Athletic Development Directors (NAADD).



TRENT STRATTON
SENIOR ASSOCIATE ATHLETICS
DIRECTOR

Ball State, 1996

Kent State University, 1998

Trent Stratton was promoted to his current position as Senior Associate Athletic Director in the summer of 2021. Stratton is responsible for Sports Medicine, Sports Performance and Student-Athlete Well-Being. Stratton also oversees the Equipment Staff.

Stratton is the sport administrator for Volleyball, Baseball and Men's and Women's Golf. Stratton has served as an Athletic Trainer for Men's Basketball, Football, and both Golfs as well as overseeing many of the other teams during his tenure at the university.

Prior to his start at Kent State University in 2002, Trent was an Athletic Trainer with the Kansas City Royals for five seasons, working his way up through the minor leagues and spending three seasons in Wichita, with the AA Wranglers. Trent gained experience in the off season at Bethel College, in North Newton, KS, as well as in outpatient rehab clinic in Florida.

Prior to the Royals, Trent served as the Athletic Trainer for USA Baseball in the summer of 1997. That team was comprised of mostly college freshmen and sophomores as they competed across the nation and in Japan and Spain.

Stratton earned his Master's degree at Kent State in 1998 and Bachelor's degree at Ball State in 1996.

Trent is married to Nicole (Hinton) and they have two daughters, Melina and Ava.



STUDENT-ATHLETES

Alphabetical Roster

20-21

Numerical Roster

22-23

Roster Breakdown

24-27

Player Profiles

28-38

2025 Football Roster (alphabetical)

Num	Player	Pos	Ht	Wt	Cl	Hometown/ Previous School
15	Abuhamdeh, Sayed	LB	6-0	225	R-So.	North Royalton, Ohio / North Royalton HS
5	Aden, Thomas	DL	6-1	280	R-Jr.	Lakewood, Ohio / Pittsburgh
45	Arnold, Tommy	TE	6-2	237	R-So.	Wadsworth, Ohio / Notre Dame College
13	Banks, Ardell	WR	6-3	190	R-So.	Massillon, Ohio / Kentucky
19	Barnes, DJ	DB	5-10	160	Jr.	Tallahassee, Fla. / West Florida
11	Berry, Christian	TE	6-3	240	Jr.	Montpelier, Va. / Davidson
28	Bishop, Brodyn	S	6-1	217	R-Fr.	Carroll, Ohio / Bloom-Carroll HS
14	Bivens, Tyler	DB	5-11	175	R-Jr.	Ann Arbor, Mich. / Huron HS
58	Blachewicz, Darian	DL	6-2	270	Fr.	Millville, N.J. / Millville HS
12	Boamah, Joel	CB	6-0	180	R-So.	Newark, N.J. / Hudson Catholic HS
44	Bottiggi, Antonio	DL	6-2	245	R-Fr.	Painesville, Ohio / Riverside HS
8	Brown, Nylan	LB	5-11	235	So.	Indianapolis, Ind. / Ben Davis HS
85	Brown, Sebastian	WR	6-2	195	Gr.	Detroit, Mich. / Michigan State
25	Buchanan, Martell	DB	6-1	175	R-Fr.	Stillwell, Kan. / Blue Valley HS
52	Burgess, Aiden	DL	6-0	305	R-Fr.	Hanover, Md. / Rock Creek Christian HS
11	Campbell Jr., Antoine	DL	6-3	250	R-Sr.	Akron, Ohio / UCLA
17	Carroll, Mattheus	DL	6-3	240	Gr.	Baltimore, Md. / Virginia Tech
23	Castex, Ezekiel	DB	5-10	165	Fr.	Sacramento, Calif. / Grant Union HS
70	Chasko, Hudson	OL	6-5	300	R-Jr.	Encino, Calif. / Idaho State
30	Clark, Da'Realyst	WR	5-10	150	Jr.	Lima, Ohio / Butler College
21	Cordoba, Joel	DB	6-2	190	Fr.	Plainfield, N.J. / Plainfield HS
55	Cordoba, Josue	DL	6-3	280	R-Fr.	Plainfield, N.J. / Plainfield HS
53	Cross, Nate	OL	6-0	295	Fr.	Akron, Ohio / Archbishop Hoban HS
2	Cross, Semaj	LB	6-1	217	R-Sr.	Toledo, Ohio / Lafayette
75	Crowell, Boston	OL	6-3	281	Fr.	New Philadelphia, Ohio / New Philadelphia HS
90	Davis, Jelani	DL	6-2	285	R-Sr.	St. Louis, Mo. / Southern
25	Delaney Jr., Donovan	RB	5-10	201	R-Jr.	Middletown, Del. / Rutgers
12	DeShields, Dru	QB	6-2	185	R-So.	Beloit, Ohio / West Branch HS
50	Dial, Garrett	DL	6-3	225	R-Fr.	Littleton, Colo. / Valor Christian HS
68	Diallo, Junior	OL	6-6	310	R-Jr.	Sandy Springs, Ga. / Emory & Henry
81	Dorsey, Dash	WR	5-10	175	R-So.	Naperville, Ill. / St. Francis
55	Dunn, Jaxon	OL	6-5	295	R-Fr.	Brunswick, Ohio / Brunswick HS
61	Durkin, Charlie	K/P	6-0	190	Sr.	Akron, Ohio / Archbishop Hoban HS
3	Etheridge, Jay Jay	WR	5-10	160	So.	Cincinnati, Ohio / Mt. Healthy HS
98	Faulk, Bryce	DL	6-1	240	R-So.	Mason, Ohio / Mason HS
35	Federer, Joseph	WR	5-11	185	R-Fr.	Ballwin, Mo. / Parkway West HS
19	Fisher, Ali	WR	5-11	190	R-Sr.	Belleville, Mich. / Buffalo
82	Fletcher, Zy'aire	TE	6-4	214	Fr.	Springfield, Ohio / Springfield HS
5	Garcia, Gavin	RB	5-7	192	R-Jr.	Catawissa, Pa. / Southern Columbia HS
26	Garrer, BuddyRow	DB	5-9	165	Fr.	Evans, Ga. / Evans HS
67	Gembus, Max	OL	6-1	275	Fr.	Cleveland, Ohio / Villa Angela-St. Joseph HS
20	Gissendanner, DeWayne	DB	5-10	172	R-Jr.	Charlotte, N.C. / West Georgia
2	Good, Nolan	QB	6-2	195	Fr.	Avon, Ohio / Avon HS
41	Goodell, Gus	LS	6-1	210	Gr.	Stafford, Va. / Colonial Forge HS
95	Griffin, Bryce	DL	6-2	211	Fr.	Yorkville, Ill. / Yorkville HS
33	Harris, Ayden	RB	5-8	195	R-Fr.	Exton, Pa. / Downingtown East HS
6	Harris, Wayne	WR	5-9	165	R-Fr.	Charleston, W.Va. / Huntington HS
88	Hazime, Mohammed	TE	6-3	250	R-Jr.	Dearborn, Mich. / Fordson HS
20	Hicks, Marques	RB	5-8	190	R-So.	Cherry Hill, N.J. / Camden Catholic HS
10	Hilding, Jett	QB	6-2	180	R-Fr.	Chicago, Ill. / St. Rita HS
74	Hill, Jamarcus	OL	6-5	297	R-Jr.	Jefferson, Ga. / Southeast Missouri
18	Hopperton, Hunter	TE	6-2	250	R-Jr.	Streetsboro, Ohio / Rhode Island
47	Hryszko, Will	K	5-11	180	Sr.	Strongsville, Ohio / Strongsville HS
80	Hunter, Teaunn	WR	5-11	172	Fr.	Huber Heights, Ohio / Wayne HS
31	Jackson, Christian	WR	5-11	195	R-Jr.	Cincinnati, Ohio / Ashland
31	Jackson, Derrick	DB	5-11	180	Fr.	Detroit, Mich. / Cass Tech HS
26	Jeffery, Anthony	RB	5-8	190	Fr.	Thomson, Ga. / Thomson HS
15	Kargman, Devin	QB	6-3	225	R-Jr.	Camden, N.J. / Woodrow Wilson HS

ROSTER

Num	Player	Pos	Ht	Wt	Cl	Hometown/ Previous School
86	Kelley, Jared	WR	5-9	190	R-So.	North Olmstead, Ohio / North Olmstead HS
84	Kimbrough, Jahzae	RB	5-10	190	R-So.	Roanoke, Va. / Patrick Henry HS
96	Leonard, Sean	K	6-3	220	Fr.	Xenia, Ohio / Xenia High School
83	Long, Garrett	TE	6-3	217	Fr.	Columbus, Ind. / Columbus North HS
6	Maddox, Mason	DL	6-1	275	R-Jr.	Aurora, Colo. / Colorado
37	Maine, Holtz	TE	6-5	230	Fr.	Milford Center, Ohio / Fairbanks HS
1	Martin, Da'Shawn	WR	6-0	170	So.	Springfield, Ohio / Springfield
24	Martin, TaRyan	RB	5-8	190	Fr.	East St. Louis, Ill. / East St. Louis HS
76	Masterson, Garrett	OL	6-6	315	R-Jr.	Lapeer, Mich. / Lapeer
4	Mathis, Jamond	DL	6-3	245	R-So.	Saint Charles, Mo. / Southern Illinois
36	Maxey, Matthew	WR	5-10	175	Fr.	Avon, Ohio / Avon HS
78	Meadows, Tyler	OL	6-8	320	Fr.	West Chester Township, Ohio / Lakota East HS
18	Miller, Terrell	CB	5-11	175	Gr.	Fairburn, Ga. / Creekside HS
24	Mintz, Tanner	LB	6-0	215	Fr.	Akron, Ohio / Archbishop Hoban HS
7	Montes, CJ	QB	6-2	205	R-Sr.	Pasadena, Calif. / Fordham
54	Morell, Dustyn	OL	6-4	280	R-Jr.	Lapeer, Mich. / Lapeer HS
1	Muhammad, A'tiq	DB	6-2	195	R-Jr.	Rockford, Ill. / UTEP
89	Mulder, Terik	TE	6-5	245	R-Jr.	Lexington, Ky. / Presbyterian
49	Newcomb, Tommy	K	5-11	205	R-Fr.	LaGrange, Ill. / Lyons Township HS
27	Nubin, Jordan	RB	5-11	215	R-Jr.	Saint Charles, Ill. / Minnesota
71	Pajuste, Matt	OL	6-4	310	R-Sr.	Philadelphia, Pa. / Buffalo
22	Rawlison, Jaire	CB	5-9	182	.	York, Pa. / Bishop McDevitt HS
58	Rivera, Ashton	OL	6-2	310	R-Jr.	Cape Coral, Fla. / FIU
38	Robinson, Clinton	S	6-0	195	R-Fr.	Pittsburgh, Pa. / Keystone Oaks HS
33	Roy, Jaihien	DL	6-2	230	R-Fr.	Centreville, Md. / Queen Anne's County HS
32	Rubinstein, Trey	LB	6-2	190	Fr.	Napoleon, Ohio / Napoleon HS
14	Ruffin, Deante	QB	6-2	215	Fr.	Philadelphia, Pa. / Neumann-Goretti HS
77	Steele, Rico	OL	6-4	305	R-Fr.	Pittsburgh, Pa. / Bowling Green
23	Stephens, Maurice	WR	6-1	177	Fr.	Louisville, Ky. / Ballard HS
7	Stockstill, Angelo	DB	6-3	175	R-So.	Chicago, Ill. / Western Michigan
97	Stoeckel, Jake	P			Fr.	Australia
91	Tager, Nathan	K	6-2	200	R-So.	Chardon, Ohio / Lake Erie HS
87	Taylor, Dakota	TE	6-4	215	R-Fr.	Akron, Ohio / Buchtel HS
34	Terrero Jr., Rafael	LB	6-3	211	Fr.	Emmaus, Pa. / Emmaus HS
17	Tomlinson, Ruel	QB	6-1	217	R-Fr.	Cleveland, Ohio / Ginn Academy HS
13	Tucker, Tevin	S	5-11	190	R-So.	Kannapolis, N.C. / NW Cabarrus HS
94	Williams, Amon	DL	6-1	275	Gr.	Warwick, N.Y. / Cornell
10	Williams, Canaan	LB	6-0	205	R-Jr.	Waldorf, Md. / Bowling Green
72	Wilson, Cecil	OL	6-4	300	R-So.	Lakeville, Minn. / Lakeville North
56	Winner, John	LS	5-11	220	Fr.	Buffalo, N.Y. / St. Joseph's Collegiate Institute
21	Wolford, Cade	WR	5-10	190	R-Fr.	Jackson, Ohio / Jackson
100	Woods, Kingston	Ath			Rs.	Kent, Ohio
0	Woods, Mason	LB	5-11	215	R-Sr.	Woodbridge, Va. / Towson
3	Young, CJ	LB	5-11	185	R-So.	Strongsville, Ohio / Strongsville HS

2025 Football Roster (numerical)

Num	Player	Pos	Ht	Wt	Cl	Hometown/H.S./Previous School
0	Mason Woods	LB	5-11	215	R-Sr.	Woodbridge, Va. / Towson
1	Da'Shawn Martin	WR	6-0	170	So.	Springfield, Ohio / Springfield
1	A'tiq Muhammad	DB	6-2	195	R-Jr.	Rockford, Ill. / UTEP
2	Semaj Cross	LB	6-1	217	R-Sr.	Toledo, Ohio / Lafayette
2	Nolan Good	QB	6-2	195	Fr.	Avon, Ohio / Avon HS
3	Jay Jay Etheridge	WR	5-10	160	So.	Cincinnati, Ohio / Mt. Healthy HS
3	CJ Young	LB	5-11	185	R-So.	Strongsville, Ohio / Strongsville HS
4	Jamond Mathis	DL	6-3	245	R-So.	Saint Charles, Mo. / Southern Illinois
5	Thomas Aden	DL	6-1	280	R-Jr.	Lakewood, Ohio / Pittsburgh
5	Gavin Garcia	RB	5-7	192	R-Jr.	Catawissa, Pa. / Southern Columbia
6	Wayne Harris	WR	5-9	165	R-Fr.	Charleston, W.Va. / Huntington HS
6	Mason Maddox	DL	6-1	275	R-Jr.	Aurora, Colo. / Colorado
7	CJ Montes	QB	6-2	205	R-Sr.	Pasadena, Calif. / Fordham
7	Angelo Stockstill	DB	6-3	175	R-So.	Chicago, Ill. / Western Michigan
8	Nylan Brown	LB	5-11	235	So.	Indianapolis, Ind. / Ben Davis HS
10	Jett Hilding	QB	6-2	180	R-Fr.	Chicago, Ill. / St. Rita HS
10	Canaan Williams	LB	6-0	205	R-Jr.	Waldorf, Md. / Bowling Green
11	Christian Berry	TE	6-3	240	Jr.	Montpelier, Va. / Davidson
11	Antoine Campbell Jr.	DL	6-3	250	R-Sr.	Akron, Ohio / UCLA
12	Joel Boamah	CB	6-0	180	R-So.	Newark, N.J. / Hudson Catholic HS
12	Dru DeShields	QB	6-2	185	R-So.	Beloit, Ohio / West Branch HS
13	Ardell Banks	WR	6-3	190	R-So.	Massillon, Ohio / Kentucky
13	Tevin Tucker	S	5-11	190	R-So.	Kannapolis, N.C. / NW Cabarrus HS
14	Tyler Bivens	DB	5-11	175	R-Jr.	Ann Arbor, Mich. / Huron HS
14	Deante Ruffin	QB	6-2	215	Fr.	Philadelphia, Pa. / Neumann-Goretti HS
15	Sayed Abuhamdeh	LB	6-0	225	R-So.	North Royalton, Ohio / North Royalton HS
15	Devin Kargman	QB	6-3	225	R-Jr.	Camden, N.J. / Woodrow Wilson HS
17	Mattheus Carroll	DL	6-3	240	Gr.	Baltimore, Md. / Virginia Tech
17	Ruel Tomlinson	QB	6-1	217	R-Fr.	Cleveland, Ohio / Ginn Academy HS
18	Hunter Hopperton	TE	6-2	250	R-Jr.	Streetsboro, Ohio / Rhode Island
18	Terrell Miller	CB	5-11	175	Gr.	Fairburn, Ga. / Creekside HS
19	DJ Barnes	DB	5-10	160	Jr.	Tallahassee, Fla. / West Florida
19	Ali Fisher	WR	5-11	190	R-Sr.	Belleville, Mich. / Buffalo
20	DeWayne Gissendanner	DB	5-10	172	R-Jr.	Charlotte, N.C. / West Georgia
20	Marques Hicks	RB	5-8	190	R-So.	Cherry Hill, N.J. / Camden Catholic HS
21	Joel Cordoba	DB	6-2	190	Fr.	Plainfield, N.J. / Plainfield HS
21	Cade Wolford	WR	5-10	190	R-Fr.	Jackson, Ohio / Jackson HS
22	Jaire Rawlison	CB	5-9	182	So.	York, Pa. / Bishop McDevitt HS
23	Ezekiel Castex	DB	5-10	165	Fr.	Sacramento, Calif. / Grant Union HS
23	Maurice Stephens	WR	6-1	177	Fr.	Louisville, Ky. / Ballard HS
24	TaRyan Martin	RB	5-8	190	Fr.	East St. Louis, Ill. / East St. Louis HS
24	Tanner Mintz	LB	6-0	215	Fr.	Akron, Ohio / Archbishop Hoban HS
25	Martell Buchanan	DB	6-1	175	R-Fr.	Stillwell, Kan. / Blue Valley HS
25	Donovan Delaney Jr.	RB	5-10	201	R-Jr.	Middletown, Del. / Rutgers
26	BuddyRow Garrer	DB	5-9	165	Fr.	Evans, Ga. / Evans HS
26	Anthony Jeffery	RB	5-8	190	Fr.	Thomson, Ga. / Thomson HS
27	Jordan Nubin	RB	5-11	215	R-Jr.	Saint Charles, Ill. / Minnesota
28	Brodyn Bishop	S	6-1	217	R-Fr.	Carroll, Ohio / Bloom-Carroll HS
30	Da'Realyst Clark	WR	5-10	150	Jr.	Lima, Ohio / Butler College
31	Christian Jackson	WR	5-11	195	R-Jr.	Cincinnati, Ohio / Ashland
31	Derrick Jackson	DB	5-11	180	Fr.	Detroit, Mich. / Cass Tech HS
32	Trey Rubinstein	LB	6-2	190	Fr.	Napoleon, Ohio / Napoleon HS
33	Ayden Harris	RB	5-8	195	R-Fr.	Exton, Pa. / Downingtown East HS
33	Jaihen Roy	DL	6-2	230	R-Fr.	Centreville, Md. / Queen Anne's County HS
34	Rafael Terrero Jr.	LB	6-3	211	Fr.	Emmaus, Pa. / Emmaus HS
35	Joseph Federer	WR	5-11	185	R-Fr.	Ballwin, Mo. / Parkway West HS
36	Matthew Maxey	WR	5-10	175	Fr.	Avon, Ohio / Avon HS
Num	Player	Pos	Ht	Wt	Cl	Hometown/H.S./Previous School

ROSTER

37	Holtz Maine	TE	6-5	230	Fr.	Milford Center, Ohio / Fairbanks HS
38	Clinton Robinson	S	6-0	195	R-Fr.	Pittsburgh, Pa. / Keystone Oaks HS
41	Gus Goodell	LS	6-1	210	Gr.	Stafford, Va. / Colonial Forge HS
44	Antonio Bottiggi	DL	6-2	245	R-Fr.	Painesville, Ohio / Riverside HS
45	Tommy Arnold	TE	6-2	237	R-So.	Wadsworth, Ohio / Notre Dame College
47	Will Hryszko	K	5-11	180	Sr.	Strongsville, Ohio / Strongsville HS
49	Tommy Newcomb	K	5-11	205	R-Fr.	LaGrange, Ill. / Lyons Township HS
50	Garrett Dial	DL	6-3	225	R-Fr.	Littleton, Colo. / Valor Christian HS
52	Aiden Burgess	DL	6-0	305	R-Fr.	Hanover, Md. / Rock Creek Christian HS
53	Nate Cross	OL	6-0	295	Fr.	Akron, Ohio / Archbishop Hoban HS
54	Dustyn Morell	OL	6-4	280	R-Jr.	Lapeer, Mich. / Lapeer HS
55	Josue Cordoba	DL	6-3	280	R-Fr.	Plainfield, N.J. / Plainfield HS
55	Jaxon Dunn	OL	6-5	295	R-Fr.	Brunswick, Ohio / Brunswick HS
56	John Winner	LS	5-11	220	Fr.	Buffalo, N.Y. / St. Joseph's Collegiate Institute
58	Darian Blachewicz	DL	6-2	270	Fr.	Millville, N.J. / Millville HS
58	Ashton Rivera	OL	6-2	310	R-Jr.	Cape Coral, Fla. / FIU
61	Charlie Durkin	K/P	6-0	190	Sr.	Akron, Ohio / Archbishop Hoban HS
67	Max Gembus	OL	6-1	275	Fr.	Cleveland, Ohio / Villa Angela-St. Joseph HS
68	Junior Diallo	OL	6-6	310	R-Jr.	Sandy Springs, Ga. / Emory & Henry
70	Hudson Chasko	OL	6-5	300	R-Jr.	Encino, Calif. / Idaho State
71	Matt Pajuste	OL	6-4	310	R-Sr.	Philadelphia, Pa. / Buffalo
72	Cecil Wilson	OL	6-4	300	R-So.	Lakeville, Minn. / Lakeville North HS
74	Jamarcus Hill	OL	6-5	297	R-Jr.	Jefferson, Ga. / Southeast Missouri
75	Boston Crowell	OL	6-3	281	Fr.	New Philadelphia, Ohio / New Philadelphia HS
76	Garrett Masterson	OL	6-6	315	R-Jr.	Lapeer, Mich. / Lapeer HS
77	Rico Steele	OL	6-4	305	R-Fr.	Pittsburgh, Pa. / Bowling Green
78	Tyler Meadows	OL	6-8	320	Fr.	West Chester Township, Ohio / Lakota East HS
80	Teaunn Hunter	WR	5-11	172	Fr.	Huber Heights, Ohio / Wayne HS
81	Dash Dorsey	WR	5-10	175	R-So.	Naperville, Ill. / St. Francis
82	Zy'aire Fletcher	TE	6-4	214	Fr.	Springfield, Ohio / Springfield HS
83	Garrett Long	TE	6-3	217	Fr.	Columbus, Ind. / Columbus North HS
84	Jahzae Kimbrough	RB	5-10	190	R-So.	Roanoke, Va. / Patrick Henry HS
85	Sebastian Brown	WR	6-2	195	Gr.	Detroit, Mich. / Michigan State
86	Jared Kelley	WR	5-9	190	R-So.	North Olmstead, Ohio / North Olmstead HS
87	Dakota Taylor	TE	6-4	215	R-Fr.	Akron, Ohio / Buchtel HS
88	Mohammed Hazime	TE	6-3	250	R-Jr.	Dearborn, Mich. / Fordson HS
89	Terik Mulder	TE	6-5	245	R-Jr.	Lexington, Ky. / Presbyterian
90	Bryce Griffin	DL	6-2	211	Fr.	Yorkville, Illinois / Yorkville HS
91	Nathan Tager	K	6-2	200	R-So.	Chardon, Ohio / Lake Erie
94	Amon Williams	DL	6-1	275	Gr.	Warwick, N.Y. / Cornell
95	Jelani Davis	DL	6-2	285	R-Sr.	St. Louis, Mo. / Southern
96	Sean Leonard	K	6-3	220	Fr.	Xenia, Ohio / Xenia HS
97	Jake Stoeckel	P			Fr.	Australia
98	Bryce Faulk	DL	6-1	240	R-So.	Mason, Ohio / Mason HS
100	Kingston Woods	Ath			Rs.	Kent, Ohio

WHAT'S RETURNING

OFFENSE

Passing.....	27% (505 of 1,865 yards)
<i>Top Returner</i>	
Devin Kargman.....	432 yards
Ruel Tomlinson.....	73 yards

Receiving.....	17% (321 of 1,865 yards)
<i>Top Returners</i>	
Jay Jay Etheridge.....	137 yards
Da'Shawn Martin.....	108 yards

Rushing.....	22% (200 of 923 yards)
<i>Top Returner</i>	
Jahzae Kimbrough.....	114 yards
Ayden Harris.....	110 yards

Offensive Line.....	25% (15 of 60 starts)
<i>Top Returners</i>	
Dustyn Morrell.....	9 Starts
Garrett Masterson.....	6 Starts

Scoring.....	24% (36 of 167 points)
<i>Top Returners</i>	
Will Hryszko, K.....	24 points
Ayden Harris, RB.....	6 points
Jay Jay Etheridge, WR.....	6 points

DEFENSE

Tackles.....	33% (303 of 916 tackles)
<i>Top Returners</i>	
Mason Woods, LB.....	68 tackles
Tevin Tucker, S.....	65 tackles
Canaan Williams, LB.....	46 tackles

Tackles for Loss.....	27% (15.5 of 57.5 tackles for loss)
<i>Top Returners</i>	
Mason Woods, LB.....	3.5 tackles for loss
Canaan Williams, LB.....	3 tackles for loss

Sacks.....	11% (2 of 18 sacks)
<i>Top Returner</i>	
CJ Young, LB.....	1 sack
Mattheus Carroll, DL.....	1 sack

Interceptions.....	25% (1 of 4 interceptions)
<i>Top Returner</i>	
Canaan Williams.....	1 interceptions

SPECIAL TEAMS

Kicking.....	55% (5 of 9 FG)
<i>Top Returner</i>	
Will Hryszko.....	3 of 5 FG

Punting.....	0% (0 of 3,168 yards)
<i>Top Returner</i>	
N/A	

Kickoffs.....	69% (24 of 35 kickoffs)
<i>Top Returner</i>	
Will Hryszko.....	24 kickoffs, 60 avg, 9 TB

Kickoff Returns.....	70% (429 of 613 return yards)
<i>Top Returner</i>	
Da'Shawn Martin, WR.....	400 return yards

Punt Returns.....	0% (0 of 45 yards)
<i>Top Returner</i>	
N/A	

TEAM INFORMATION

GOLDEN FLASHES RETURNING

Offense.....	23
Defense.....	23
Special Teams.....	5
Total.....	52

GOLDEN FLASHES LOST

Offense.....	27
Defense.....	23
Special Teams.....	3
Total.....	51

STARTERS RETURNING (min. 5 starts)

Offense.....	3
Defense.....	4
Special Teams.....	1
Total.....	8

STARTERS LOST (min. 5 starts)

Offense.....	10
Defense.....	10
Special Teams.....	1
Total.....	21

ROSTER NEWCOMERS BREAKDOWN

By Arrival	
Transfer.....	23
FBS.....	9
FCS.....	9
Division II.....	4
Juco.....	1
High School.....	27

By Position	
Offense.....	20
Defense.....	26
Special Teams.....	4

ROSTER BREAKDOWN BY CLASS

As of July 15, 2025	
Graduate.....	5
Senior.....	10
R-Senior.....	8
Senior.....	2
Junior.....	22
R-Junior.....	19
Junior.....	3
Sophomore.....	20
R-Sophomore.....	16
Sophomore.....	4
Freshman.....	43
R-Freshman.....	18
Freshman.....	25

RETURNING OFFENSIVE STARTERS (3)

No.	Name	Pos.	Cl.
1	Da'Shawn Martin	WR	So.
57	Dustyn Morell	OL	R-Jr
76	Garrett Masterson	OL	R-Jr.

RETURNING DEFENSIVE STARTERS (4)

No.	Name	Pos.	Cl.
0	Mason Woods	LB	R-Sr
6	Mason Maddox	DL	R-Jr.
10	Canaan Williams	LB	R-Jr.
13	Tevin Tucker	S	R-So..

RETURNING SPECIAL TEAMS STARTERS (1)

No.	Name	Pos.	Cl.
47	Will Hryszko	K	Sr.

STARTERS LOST (21)

No.	Name	Pos.
0	Luke Floriea	WR
2	Chrishon McCray	WR
3	Ky Thomas	RB
4	Rocco Nicholl	LB
6	Stephen Daley	DL
7	Matt Harmon	LB
8	Khalib Johns	DB
14	Tommy Ulatowski	QB
15	Dallas Branch	CB
19	Jaylen Dotson	DB
20	Josh Baka	S
23	Naim Muhammad	CB
44	Charlue Skehan	TE
53	Kaden Beatty	DL
54	Cameron Golden	OL
63	Tony Georges.	OL
70	Chris Farrell	OL
73	Jimto Obidegwu	OL
89	Conner Muldowney	TE
96	Josh Smith	P
97	Lavell Gibson	DL

Minimum 5 games started in 2024

OFFENSE

OFFENSIVE LINE (14)

No.	Player	Pos	Ht	Wt	Cl	Hometown
53	Nate Cross	OL	6-0	295	Fr.	Akron, Ohio
54	Dustyn Morell	OL	6-4	280	R-Jr.	Lapeer, Mich.
55	Jaxon Dunn	OL	6-5	295	R-Fr.	Brunswick, Ohio
58	Ashton Rivera	OL	6-2	310	R-Jr.	Cape Coral, Fla.
67	Max Gembus	OL	6-1	275	Fr.	Cleveland, Ohio
68	Junior Diallo	OL	6-6	310	R-Jr.	Sandy Springs, Ga.
70	Hudson Chasko	OL	6-5	300	R-Jr.	Encino, Calif.
71	Matt Pajuste	OL	6-4	310	R-Sr.	Philadelphia, Pa.
72	Cecil Wilson	OL	6-4	300	R-So.	Lakeville, Minn.
74	Jamarcus Hill	OL	6-5	297	R-Jr.	Jefferson, Ga.
75	Boston Crowell	OL	6-3	280	Fr.	New Philadelphia, Ohio
76	Garrett Masterson	OL	6-6	315	R-Jr.	Lapeer, Mich.
77	Rico Steele	OL	6-4	305	R-Fr.	Pittsburgh, Pa.
78	Tyler Meadows	OL	6-8	320	Fr.	West Chester Township, Ohio

QUARTERBACKS (7)

No.	Player	Pos	Ht	Wt	Cl	Hometown
2	Nolan Good	QB	6-2	195	Fr.	Avon, Ohio
7	CJ Montes	QB	6-2	205	R-Sr.	Pasadena, Calif.
10	Jett Hilding	QB	6-2	180	R-Fr.	Chicago Ill.
12	Dru DeShields	QB	6-2	185	R-So.	Beloit, Ohio
14	Deante Ruffin	QB	6-2	215	Fr.	Philadelphia, Pa.
15	Devyn Kargman	QB	6-3	225	R-Jr.	Camden, N.J.
17	Ruel Tomlinson	QB	6-1	217	R-Fr.	Cleveland, Ohio

RUNNING BACKS (8)

No.	Player	Pos	Ht	Wt	Cl	Hometown
5	Gavin Garcia	RB	5-7	192	R-Jr.	Catawissa, Pa.
20	Marques Hicks	RB	5-8	190	R-So.	Cherry Hill, N.J.
24	TaRyan Martin	RB	5-8	190	Fr.	East St. Louis, Ill.
25	Donavan Delaney Jr.	RB	5-10	201	R-Jr.	Middletown, Del.
26	Anthony Jeffery	RB	5-8	190	Fr.	Thomson, Ga.
27	Jordan Nubin	RB	5-11	215	R-Sr.	Saint Charles, Ill.
33	Ayden Harris	RB	5-8	195	R-Fr.	Exton, Pa.
84	Jahzae Kimbrough	RB	5-10	190	R-So.	Roanoke, Va.

WIDE RECEIVERS (15)

No.	Player	Pos	Ht	Wt	Cl	Hometown
1	Da'Shawn Martin	WR	6-0	170	So.	Springfield, Ohio
3	Jay Jay Etheridge	WR	5-10	160	So.	Cincinnati, Ohio
6	Wayne Harris	WR	5-9	165	R-Fr.	Charleston, W.Va.
13	Ardell Banks	WR	6-3	190	R-So.	Massillon, Ohio
19	Ali Fisher	WR	5-11	190	R-Sr.	Belleville, Mich.
21	Cade Wolford	WR	5-10	190	R-Fr.	Jackson, Ohio
23	Maurice Stephens	WR	6-1	165	Fr.	Louisville, Ky.
30	Da'Realyst Clark	WR	5-10	150	Jr.	Lima, Ohio
31	Christian Jackson	WR	5-11	195	R-Jr.	Cincinnati, Ohio
35	Joseph Federer	WR	5-11	185	R-Fr.	Ballwin, Mo.
36	Matthew Maxey	WR	5-10	175	Fr.	Avon, Ohio
80	Teaunn Hunter	WR	5-11	172	Fr.	Huber Heights, Ohio
81	Dash Dorsey	WR	5-10	175	R-So.	Naperville, Ill.
85	Sebastian Brown	WR	6-2	195	Gr.	Detroit, Mich.
86	Jared Kelly	WR	5-9	190	R-So.	North Olmstead, Ohio

TIGHT ENDS (8)

No.	Player	Pos	Ht	Wt	Cl	Hometown
11	Christian Berry	TE	6-3	240	Jr.	Montpelier, Va.
18	Hunter Hopperton	TE	6-2	250	R-Jr.	Streetsboro, Ohio
37	Holtz Maine	TE	6-5	230	Fr.	Milford Center, Ohio
45	Tommy Arnold	TE	6-2	237	R-So.	Wadsworth, Ohio
82	Zy'aire Fletcher	TE	6-4	215	Fr.	Springfield, Ohio
83	Garrett Long	TE	6-3	215	Fr.	Columbus, Ind.
87	Dakota Taylor	TE	6-4	215	R-Fr.	Akron, Ohio
89	Terik Mulder	TE	6-5	245	R-Jr.	Lexington, Ky.

Players in bold are returners

DEFENSE

DEFENSIVE LINE (16)

No.	Player	Pos	Ht	Wt	Cl	Hometown
4	Jamond Mathis	DL	6-3	245	R-So.	St. Charles, Mo.
5	Thomas Aden	DL	6-1	280	R-Jr.	Lakewood, Ohio
6	Mason Maddox	DL	6-1	275	R-Jr.	Aurora, Colo.
11	Antoine Campbell Jr.	DL	6-3	250	R-Sr.	Akron, Ohio
17	Mattheus Carroll	DL	6-3	240	Gr.	Baltimore, Md.
33	Jaihiem Roy	DL	6-2	230	R-Fr.	Centreville, Md.
44	Antonio Bottiggi	DL	6-2	245	R-Fr.	Painesville, Ohio
50	Garrett Dial	DL	6-3	225	R-Fr.	Littleton, Colo.
52	Aiden Burgess	DL	6-0	305	R-Fr.	Hanover, Md.
55	Josue Cordoba	DL	6-3	280	R-Fr.	Plainfield, N.J.
58	Darian Blachewicz	DL	6-2	270	Fr.	Millville, N.J.
88	Mohammed Hazime	DL	6-3	250	R-Jr.	Dearborn, Mich.
90	Bryce Griffin	DL	6-2	210	Fr.	Yorkville, Ill.
94	Amon Williams	DL	6-1	275	Gr.	Warwick, N.Y.
95	Jelani Davis	DL	6-2	285	R-Sr.	St. Louis, Mo.
98	Bryce Faulk	DL	6-1	240	R-So.	Mason, Ohio

LINEBACKERS (9)

No.	Player	Pos	Ht	Wt	Cl	Hometown
0	Mason Woods	LB	5-11	215	R-Sr.	Woodbridge, Va.
2	Semaj Cross	LB	6-1	217	R-Sr.	Toledo, Ohio
3	CJ Young	LB	5-11	185	R-So.	Strongsville, Ohio
8	Nylan Brown	LB	5-11	235	So.	Indianapolis, Ind.
10	Canaan Williams	LB	6-0	205	R-Jr.	Walford, Md.
15	Sayed Abuhamedh	LB	6-0	225	R-So.	N. Royalton, Ohio
24	Tanner Mintz	LB	6-0	215	Fr.	Akron, Ohio
32	Trey Rubinstein	LB	6-2	190	Fr.	Napoleon, Ohio
34	Rafael Terrero Jr.	LB	6-3	210	Fr.	Emmaus, Pa.

DEFENSIVE BACKS (15)

No.	Player	Pos	Ht	Wt	Cl	Hometown
1	A'tiq Muhammad	DB	6-2	195	R-Jr.	Rockford, Ill.
7	Angelo Stockstill	DB	6-3	175	R-So.	Chicago, Ill.
12	Joel Boamah	DB	6-0	180	R-So.	Newark, N.J.
13	Tevin Tucker	DB	5-11	190	R-So.	Kannapolis, N.C.
14	Tyler Bivens	DB	5-11	175	R-Jr.	Ann Arbor, Mich.
18	Terrell Miller	DB	5-11	175	Gr.	Fairburn, Ga.
19	DJ Barnes	DB	5-10	160	Jr.	Tallahassee, Fla.
20	DeWayne Gissendanner	DB	5-10	172	R-Jr.	Charlotte, N.C.
21	Joel Cordoba	DB	6-2	190	Fr.	Plainfield, N.J.
22	Jaire Rawlinson	DB	5-9	182	So.	York, Pa.
23	Ezekial Castex	DB	5-10	165	Fr.	Sacramento, Calif.
25	Martell Buchanan	DB	6-1	175	R-Fr.	Stillwell, Kan.
28	Brodyn Bishop	DB	6-1	217	R-Fr.	Carroll, Ohio
31	Derrick Jackson	DB	5-11	180	Fr.	Detroit, Mich.
38	Clinton Robinson	DB	6-0	195	R-Fr.	Pittsburgh, Pa.

SPECIAL TEAMS

KICKERS/PUNTERS (6)

No.	Player	Pos	Ht	Wt	Cl	Hometown
47	Will Hryszko	K	5-11	180	Sr.	Strongsville, Ohio
49	Tommy Newcomb	K	5-11	205	R-Fr.	LaGrange, Ill.
61	Charlie Durkin	K/P	6-0	190	Sr.	Akron, Ohio
91	Nathan Tager	K	6-2	200	R-So.	Chardon, Ohio
96	Sean Leonard	K	6-3	220	Fr.	Xenia, Ohio
97	Jake Stoeckell	P			Fr.	Australia

LONG SNAPPERS (2)

No.	Player	Pos	Ht	Wt	Cl	Hometown
41	Gus Goodell	LS	6-1	210	Gr.	Stafford, Va.
56	John Winner	LS	5-11	220	Fr.	Buffalo, N.Y.

ROSTER BREAKDOWN BY STATE
OHIO (37)

No.	Player	Pos	Ht	Wt	Cl	Hometown
1	Da'Shawn Martin	WR	6-0	170	So.	Springfield, Ohio
2	Semaj Cross	LB	6-1	217	R-Sr.	Toledo, Ohio
2	Nolan Good	QB	6-2	195	Fr.	Avon, Ohio
3	Jay Jay Etheridge	WR	5-10	160	So.	Cincinnati, Ohio
3	CJ Young	LB	5-11	185	R-So.	Strongsville, Ohio
5	Thomas Aden	DL	6-1	280	R-Jr.	Lakewood, Ohio
11	Antoine Campbell Jr.	DL	6-3	250	R-Sr.	Akron, Ohio
12	Dru DeShields	QB	6-2	185	R-So.	Beloit, Ohio
13	Ardell Banks	WR	6-3	190	R-So.	Massillon, Ohio
15	Sayed Abuhamdeh	LB	6-0	225	R-So.	N. Royalton, Ohio
17	Ruel Tomlinson	QB	6-1	217	R-Fr.	Cleveland, Ohio
18	Hunter Hopperton	TE	6-2	250	R-Jr.	Streetsboro, Ohio
21	Cade Wolford	WR	5-10	190	R-Fr.	Jackson, Ohio
24	Tanner Mintz	LB	6-0	215	Fr.	Akron, Ohio
28	Brodyn Bishop	DB	6-1	217	R-Fr.	Carroll, Ohio
30	Da'Realyst Clark	WR	5-10	150	Jr.	Lima, Ohio
31	Christian Jackson	WR	5-11	195	R-Jr.	Cincinnati, Ohio
32	Trey Rubinstein	LB	6-2	190	Fr.	Napoleon, Ohio
36	Matthew Maxey	WR	5-10	175	Fr.	Avon, Ohio
37	Holtz Maine	TE	6-5	230	Fr.	Milford Center, Ohio
44	Antonio Bottiggi	DL	6-2	245	R-Fr.	Painesville, Ohio
45	Tommy Arnold	TE	6-2	237	R-So.	Wadsworth, Ohio
47	Will Hryszko	K	5-11	180	Sr.	Strongsville, Ohio
53	Nate Cross	OL	6-0	295	Fr.	Akron, Ohio
55	Jaxon Dunn	OL	6-5	295	R-Fr.	Brunswick, Ohio
61	Charlie Durkin	K/P	6-0	190	Sr.	Akron, Ohio
67	Max Gembus	OL	6-1	275	Fr.	Cleveland, Ohio
75	Boston Crowell	OL	6-3	280	Fr.	New Philadelphia, Ohio
78	Tyler Meadows	OL	6-8	320	Fr.	West Chester Township, Ohio
80	Teaunn Hunter	WR	5-11	172	Fr.	Huber Heights, Ohio
82	Zy'aire Fletcher	TE	6-4	215	Fr.	Springfield, Ohio
86	Jared Kelly	WR	5-9	190	R-So.	North Olmstead, Ohio
87	Dakota Taylor	TE	6-4	215	R-Fr.	Akron, Ohio
91	Nathan Tager	K	6-2	200	R-So.	Chardon, Ohio
96	Sean Leonard	K	6-3	220	Fr.	Xenia, Ohio
98	Bryce Faulk	DL	6-1	240	R-So.	Mason, Ohio
100	Kingston Woods	ATH			Rs.	Kent, Ohio

CALIFORNIA (3)

No.	Player	Pos	Ht	Wt	Cl	Hometown
7	CJ Montes	QB	6-2	205	R-Sr.	Pasadena, Calif.
23	Ezekial Castex	DB	5-10	165	Fr.	Sacramento, Calif.
70	Hudson Chasko	OL	6-5	300	R-Jr.	Encino, Calif.

COLORADO (2)

No.	Player	Pos	Ht	Wt	Cl	Hometown
6	Mason Maddox	DL	6-1	275	R-Jr.	Aurora, Colo.
50	Garrett Dial	DL	6-3	225	R-Fr.	Littleton, Colo.

DELAWARE (1)

No.	Player	Pos	Ht	Wt	Cl	Hometown
25	Donavan Delaney Jr.	RB	5-10	201	R-Jr.	Middletown, Del.

FLORIDA (2)

No.	Player	Pos	Ht	Wt	Cl	Hometown
19	DJ Barnes	DB	5-10	160	Jr.	Tallahassee, Fla.
58	Ashton Rivera	OL	6-2	310	R-Jr.	Cape Coral, Fla.

GEORGIA (4)

No.	Player	Pos	Ht	Wt	Cl	Hometown
18	Terrell Miller	DB	5-11	175	Gr.	Fairburn, Ga.
26	Anthony Jeffery	RB	5-8	190	Fr.	Thomson, Ga.
68	Junior Diallo	OL	6-6	310	R-Jr.	Sandy Springs, Ga.
74	Jamarcus Hill	OL	6-5	297	R-Jr.	Jefferson, Ga.

ILLINOIS (8)

No.	Player	Pos	Ht	Wt	Cl	Hometown
1	A'tiq Muhammad	DB	6-2	195	R-Jr.	Rockford, Ill.
7	Angelo Stockstill	DB	6-3	175	R-So.	Chicago, Ill.
10	Jett Hilding	QB	6-2	180	R-Fr.	Chicago, Ill.
24	TaRyan Martin	RB	5-8	190	Fr.	East St. Louis, Ill.
27	Jordan Nubin	RB	5-11	215	R-Jr.	Saint Charles, Ill.
49	Tommy Newcomb	K	5-11	205	R-Fr.	LaGrange, Ill.
81	Dash Dorsey	WR	5-10	175	R-So.	Naperville, Ill.
90	Bryce Griffin	DL	6-2	210	Fr.	Yorkville, Ill.

INDIANA (2)

No.	Player	Pos	Ht	Wt	Cl	Hometown
8	Nylan Brown	LB	5-11	235	So.	Indianapolis, Ind.
83	Garrett Long	TE	6-3	215	Fr.	Columbus, Ind.

KANSAS (1)

No.	Player	Pos	Ht	Wt	Cl	Hometown
25	Martell Buchanan	DB	6-1	175	R-Fr.	Stillwell, Kan.

KENTUCKY (2)

No.	Player	Pos	Ht	Wt	Cl	Hometown
23	Maurice Stephens	WR	6-1	165	Fr.	Louisville, Ky.
89	Terik Mulder	TE	6-5	245	R-Jr.	Lexington, Ky.

MARYLAND (4)

No.	Player	Pos	Ht	Wt	Cl	Hometown
10	Canaan Williams	LB	6-0	205	R-Jr.	Walford, Md.
17	Mattheus Carroll	DL	6-3	240	Gr.	Baltimore, Md.
33	Jaihien Roy	DL	6-2	230	R-Fr.	Centreville, Md.
52	Aiden Burgess	DL	6-0	305	R-Fr.	Hanover, Md.

MINNESOTA (2)

No.	Player	Pos	Ht	Wt	Cl	Hometown
27	Jordan Nubin	RB	5-11	215	R-Sr.	Saint Charles, Ill.
72	Cecil Wilson	OL	6-4	300	R-So.	Lakeville, Minn.

MICHIGAN (7)

No.	Player	Pos	Ht	Wt	Cl	Hometown
14	Tyler Bivens	DB	5-11	175	R-Jr.	Ann Arbor, Mich.
19	Ali Fisher	WR	5-11	190	R-Sr.	Belleville, Mich.
31	Derrick Jackson	DB	5-11	180	Fr.	Detroit, Mich.
54	Dustyn Morell	OL	6-4	280	R-Jr.	Lapeer, Mich.
76	Garrett Masterson	OL	6-6	315	R-Jr.	Lapeer, Mich.
85	Sebastian Brown	WR	6-2	195	Gr.	Detroit, Mich.
88	Mohammed Hazime	DL	6-3	250	R-Jr.	Dearborn, Mich.

MISSOURI (3)

No.	Player	Pos	Ht	Wt	Cl	Hometown
4	Jamond Mathis	DL	6-3	245	R-So.	St. Charles, Mo.
35	Joseph Federer	WR	5-11	185	R-Fr.	Ballwin, Mo.
95	Jelani Davis	DL	6-2	285	R-Sr.	St. Louis, Mo.

NEW JERSEY (6)

No.	Player	Pos	Ht	Wt	Cl	Hometown
12	Joel Boamah	DB	6-0	180	R-So.	Newark, N.J.
15	Devin Kargman	QB	6-3	225	R-Jr.	Camden, N.J.
20	Marques Hicks	RB	5-8	190	R-So.	Cherry Hill, N.J.
21	Joel Cordoba	DB	6-2	190	Fr.	Plainfield, N.J.
55	Josue Cordoba	DL	6-3	280	R-Fr.	Plainfield, N.J.
58	Darian Blachewicz	DL	6-2	270	Fr.	Millville, N.J.

NEW YORK (1)

No.	Player	Pos	Ht	Wt	Cl	Hometown
56	John Winner	LS	5-11	220	Fr.	Buffalo, N.Y.
94	Amon Williams	DL	6-1	275	Gr.	Warwick, N.Y.

NORTH CAROLINA (2)

No.	Player	Pos	Ht	Wt	Cl	Hometown
13	Tevin Tucker	DB	5-11	190	R-So.	Kannapolis, N.C.
20	DeWayne Gissendanner	DB	5-10	172	R-Jr.	Charlotte, N.C.

ROSTER BREAKDOWN BY STATE

PENNSYLVANIA (8)

No.	Player	Pos	Ht	Wt	Cl	Hometown
5	Gavin Garcia	RB	5-7	192	R-Jr.	Catawissa, Pa.
14	Deante Ruffin	QB	6-2	215	Fr.	Philadelphia, Pa.
22	Jaire Rawlison	DB	5-9	182	So.	York, Pa.
33	Ayden Harris	RB	5-8	195	R-Fr.	Exton, Pa.
34	Rafael Terrero Jr.	LB	6-3	210	Fr.	Emmaus, Pa.
38	Clinton Robinson	DB	6-0	195	R-Fr.	Pittsburgh, Pa.
71	Matt Pajuste	OL	6-4	310	R-Sr.	Philadelphia, Pa.
77	Rico Steele	OL	6-4	305	R-Fr.	Pittsburgh, Pa.

VIRGINIA (4)

No.	Player	Pos	Ht	Wt	Cl	Hometown
0	Mason Woods	LB	5-11	215	R-Sr.	Woodbridge, Va.
11	Christian Berry	TE	6-3	240	Jr.	Montpelier, Va.
84	Jahzae Kimbrough	RB	5-10	190	R-So.	Roanoke, Va.
41	Gus Goodell	LS	6-1	210	Gr.	Stafford, Va.

WEST VIRGINIA (1)

No.	Player	Pos	Ht	Wt	Cl	Hometown
6	Wayne Harris	WR	5-9	165	R-Fr.	Charleston, W.Va.

AUSTRALIA (1)

No.	Player	Pos	Ht	Wt	Cl	Hometown
97	Jake Stoeckell	P			Fr.	Australia



0
MASON WOODS
LB | 5-11 | 215 | R-SR.
Woodbridge, Va. (Towson)

2025 (R-Senior)

- Preseason Phil Steele All-MAC Second Team
- Preseason Athlon Sports All-MAC Third Team

2024 (R-Junior)

- Played in all 12 games this season
- Started 6 games
- Totaled 68 tackles on the season with 3.5 tackles for loss and 1 pass breakup
- Had his best game of the season vs Akron tallying 11 total tackles



1
DA'SHAWN MARTIN
WR | 6-0 | 170 | SO.
Springfield, Ohio (Springfield HS)

2025 (Sophomore)

- Preseason Phil Steele All-MAC First Team (KR)
- Preseason Athlon Sports All-MAC Second Team (KR)
- Preseason Athlon Sports All-MAC Fourth Team (WR)

2024 (Freshman)

- All-MAC Third Team Specialists
- Started 9 games for the Golden Flashes
- Tallied 108 receiving yards
- 400 total kick return yards
- Had his season high of 95 kick return yards and 42 receiving yards vs Ball State



1
ATIQU MUHAMMAD
DB | 6-2 | 195 | R-JR.
Rockford, Ill. (UTEP)

2025 (R-Junior)

- Transferred from UTEP



2
SEMAJ CROSS
LB | 6-1 | 217 | R-SR.
Toledo, Ohio (Lafayette)

2025 (R-Senior)

- Transferred from Lafayette



2
NOLAN GOOD
QB | 6-2 | 195 | FR.
Avon, Ohio (Avon HS)

2025 (Freshman)


- Signed with the Golden Flashes from Avon HS



3
JAY JAY ETHERIDGE
WE | 5-10 | 160 | SO.
Cincinnati, Ohio (Mt. Healthy HS)

2024 (Freshman)

- Appeared in 10 total games for the Golden Flashes
- Recorded 137 receiving yards and 1 touchdown on the season
- Had his season high of 64 yards at Buffalo



3
CJ YOUNG
DB | 5-11 | 185 | R-SO.
Strongsville, Ohio (Strongsville HS)

2024 (R-Freshman)

- Academic All-MAC
- Competed in 9 games for the Flashes
- Recorded 34 total tackles and 2 for loss
- 1 sack and 1 fumble recovery on the season
- Had his season high 14 tackles at Buffalo



4
JAMOND MATHIS
DL | 6-3 | 245 | R-SO.
Saint Charles, Mo. (Southern Illinois)

2025 (R-Sophomore)

- Transferred from Southern Illinois

2024 (R-Freshman at Southern Illinois)

- Totaled 30 tackles, 8.5 tackles for loss, and three sacks



5
THOMAS ADEN
DL | 6-1 | 280 | R-JR.
Lakewood, Ohio (Pittsburgh)

2025 (R-Junior)

- Transferred from Pittsburgh

PLAYER PROFILES



5 GAVIN GARCIA

RB | 5-7 | 192 | R-SR.

Catawissa, Pa. (Southern Columbia HS)

2024 (R-Junior)

- Missed season due to injury

2023 (R-Sophomore)

- Played in 11 games during the season and started in 3 of them
- Rushed for 544 yards and two touchdowns
- Season-high 125 rushing yards and two touchdowns vs Central Connecticut

2022 (R-Freshman)

- Rushed for 211 yards and one touchdown on 35 attempts
- Ran for 82 yards and one touchdown in win vs. LIU

2021 (Freshman)

- Redshirted



6 WAYNE HARRIS

WR | 5-9 | 165 | R-FR.

Charleston, W.Va (Huntington HS)

2024 (Freshman)

- Competed in 3 games in 2024 for the Golden Flashes
- Contributed 19 yards against Akron



6 MASON MADDOX

OL/DL | 6-1 | 275 | R-JR.

Aurora, Colo. (Colorado)

2024 (R-Sophomore)

- Academic All-MAC
- Played in 6 games for the Flashes
- Started 3 games on the Offensive Line
- Started 2 games on the Defensive Line
- Tallied 6 tackles including 0.5 for loss
- Had his season best 3 tackles against Akron



7 CJ MONTES

QB | 6-2 | 205 | R-SR.

Pasadena, Calif. (Fordham)

2025 (R-Senior)

- Transferred from Fordham

2024 (R-Junior at Fordham)

- Started first three games of the season before suffering season-ending injury.
- Completed 34 of 66 passes for 333 yards and one touchdown.
- Also rushed 38 times with one score.
- Connected on 13 of 21 passes for 159 yards and one touchdown and rushed for 31 yards in season-opener at Bowling Green.

2023 (R-Sophomore Season at Fordham)

- Named Second Team All-Patriot League
- Named to the 2023 Phil Steele All-Patriot League team (Second Team).
- A Walter Payton Award finalist.
- Started all eleven games at quarterback.
- Completed 241 of 376 passes for 3,000 yards with 26 touchdowns and just one interception.
- Had five 300-yard passing games and one 400-yard game.
- Also ran for 158 net yards and three scores.
- Led the Patriot League and was eighth in the NCAA FCS in passing touchdowns.
- Led the League in passing yards and passing yards/game (272.7), ranking ninth in the nation in each category.
- Led the Patriot League and was tenth in the NCAA FCS in completions/game (21.91).
- Completion percentage of .641 ranked second in the conference and 27th in the NCAA FCS.
- Passing efficiency rating of 153.4 was second in the Patriot League and 15th in the NCAA FCS.
- 241 completions is the seventh best single season in Fordham history while his 3,000 passing yards is ninth best and the 26 touchdown passes is tied for seventh best.
- Completed 24 of 31 passes for 319 yards and five touchdowns in Wagner win.
- Followed the Wagner game by connecting on 23 of 36 passes for 309 yards and five scores in win at Buffalo.
- Named FedEx Ground FCS National Offensive Player of the Week following the Buffalo game.
- Connected on 29 of 36 passes for a career-high 410 yards and four touchdowns versus Holy Cross.
- Passed for 328 yards, completing 19=8 of 33 passes, with three touchdowns in win over Bucknell.
- Completed 34 of 48 passes for 382 yards and one score in Lehigh win.

2022 (R-Freshman at New Mexico)

- Saw action in four games with two starts, earning his first letter.
- Threw for 174 yards, going 27-for-51 with no touchdowns and an interception.
- Rushed 22 times for four yards, but in his first three games he rushed for 48 yards on just 14 carries, with a touchdown.
- Saw action at the end of the opener with Maine, rushing three times for 21 yards.
- Saw his first real action against UNLV, going 0-for-1 passing but rushing four times for 11 yards.
- Started against San Diego State, going 15-for-23 passing for 112 yards with a long of 21 and an interception.
- Rushed seven times for 16 yards, including his first career touchdown.
- Was 12-for-27 against Colorado State for 62 yards, a game in which he was under heavy pressure.

2021 (Freshman at New Mexico)

- Saw action in three games, earning a redshirt.
- Made his collegiate debut on the final drive against San Diego State, moving UNM into Aztec territory late.
- Made his first collegiate start against Colorado State, picking up his first career completion.
- Came on in relief against UNLV, going a career-best 7-for-13 passing, throwing for 28 yards and rushing for 28 yards as well.



7
ANGELO STOCKSTILL
DB | 6-3 | 175 | R-SO.
Chicago, Ill. (Western Michigan)

2025 (R-Sophomore)

- Transferred from Western Michigan



8
NYLAN BROWN
LB | 5-11 | 235 | SO.
Indianapolis, Ind. (Ben Davis HS)

2024 (Freshman)

- Played in 11 games for the Flashes
- Recorded 20 tackles including a 0.5 tackle for loss
- 2 forced fumbles and a quarterback hurry on the season
- Had his season high 8 tackles vs Ball State



10
JETT HILDING
QB | 6-2 | 180 | R-FR.
Chicago, Ill. (St. Rita HS)



10
CANAAN WILLIAMS
LB | 6-0 | 205 | R-JR.
Waldorf, Md. (Bowling Green)

2025 (R-Junior)

- Preseason Athlon Sports All-MAC Fourth Team
- Preseason Phil Steele All-MAC Fourth Team

2024 (R-Sophomore)

- Started 9 of 11 games played in 2024 for the Golden Flashes
- Recorded 46 tackles including 3 tackles for loss
- Recorded 1 interception, quarterback hurry, and pass breakup on the season
- Had a career high of 7 tackles at Miami



11
CHRISTIAN BERRY
TE | 6-3 | 240 | GR.
Montpelier, Va. (Davidson)



11
ANTOINE CAMPBELL JR.
DL | 6-3 | 250 | R-SR.
Akron, Ohio (UCLA)

2024 (R-Junior)

- Competed in 11 games for the Golden Flashes
- Recorded 7 tackles, including 1.5 for loss
- 1 quarterback hurry and 2 pass breakups
- Had his season high 2 tackles at Tennessee and Buffalo



12
JOEL BOAMAH
CB | 6-0 | 180 | R-SO.
Newark, N.J. (Hudson Catholic HS)

2024 (R-Freshman)

- Played in 7 games for the Flashes in 2024
- Tallied career high 8 tackles
- Recorded a season high 4 tackles at Pitt



12
DRU DESHIELDS
QB | 6-2 | 185 | R-SO.
Beloit, Ohio (West Branch HS)



13
ARDELL BANKS
WR | 6-3 | 190 | R-SO.
Massillon, Ohio (Kentucky)

2024 (R-Freshman)

- Played in 7 games for the Golden Flashes
- Recorded 20 total receiving yards on the season
- Season high 13 yards at Penn State



13
TEVIN TUCKER
S | 5-11 | 190 | R-SO.
Kannapolis, N.C. (NW Cabarrus HS)

2024 (R-Freshman)

- Started 8 of 10 games played for the Flashes
- Contributed 65 tackles including 2 for loss
- Recorded 1 forced fumble and 2 pass breakups

PLAYER PROFILES



14

TYLER BIVENS

DB | 5-11 | 175 | R-JR.

Ann Arbor, Mich. (Huron HS)



14

DEANTE RUFFIN

QB | 6-2 | 215 | FR.

Philadelphia, Pa. (Neumann-Goretti HS)



15

SAYED ABUHAMDEH

LB | 6-0 | 225 | R-SO.

North Royalton, Ohio (North Royalton HS)



15

DEVIN KARGMAN

QB | 6-13 | 225 | R-JR.

Camden, N.J. (Woodrow Wilson HS)

2024 (Junior)

- Played in 4 games for the Flashes
- Threw for 432 yards and 3 touchdowns
- Completed a career high 55% of his passes.

2023 (Sophomore)

- Played in 3 games and starting in 1 during his sophomore campaign where he threw for 297 yards and 2 touchdowns.
- Started the last game of the year against NIU where he threw for 245 yards and 2 touchdowns.



17

MATTHEUS CARROLL

DL | 6-3 | 240 | GR.

Baltimore, Md. (Virginia Tech)

2025 (Graduate)

- Allstate Wuerffel Trophy Watch List

2024 (Senior)

- Academic All-MAC
- Appeared in 10 games for the Golden Flashes
- Recorded 14 tackles including 2 tackles for loss
- 1 sack on the season



17

RUEL TOMLINSON

QB | 6-1 | 217 | R-FR.

Cleveland, Ohio (Ginn Academy HS)

2024 (Freshman)

- Appeared in 4 games this season and made his first college start against Ohio
- Threw for 73 yards
- Rushed for 7 yards



18

HUNTER HOPPERTON

TE | 6-2 | 250 | R-JR.

Streetsboro, Ohio (Rhode Island)

2024 (R-Sophomore)

- Transferred from Rhode Island



18

TERRELL MILLER

CB | 5-11 | 175 | GR.

Fairburn, Ga. (Creekside HS)

2024 (Senior)

- Appeared in 7 games for the Golden Flashes
- Recorded 1 tackle



19

DJ BARNES

DB | 5-10 | 160 | JR.

Tallahassee, Fla. (West Florida)

2025 (Junior)

- Transferred from West Florida



19

ALI FISHER

WR | 5-11 | 190 | R-SR.

Belleville, Mich. (Buffalo)

2024 (R-Junior)

- Appeared in 2 games for the Golden Flashes



20
DEWAYNE GISSENDANNER

DB | 5-10 | 172 | R-JR.
Charlotte, N.C. (West Georgia)

2025 (R-Junior)

- Transferred from West Georgia



20
MARQUES HICKS

RB | 5-8 | 190 | R-SO.
Cherry Hill, N.J. (Camden Catholic HS)

2024 (R-Freshman)

- Appeared in 2 games for the Golden Flashes



21
JOEL CORDOBA

DB | 6-2 | 190 | FR.
Plainfield, N.J. (Plainfield HS)



21
CADE WOLFORD

WR | 5-10 | 190 | R-FR.
Jackson, Ohio (Jackson HS)

2024 (Freshman)

- Played in 3 games for the Golden Flashes



22
JAIRE RAWLISON

CB | 5-9 | 182 | SO.
York, Pa. (Bishop McDevitt HS)

2024 (Freshman)

- Appeared in 6 games for the Flashes and started 2
- Recorded 21 tackles and 1 pass breakup
- Had a season high 8 tackles at Buffalo



23
EZEKIEL CASTEX

DB | 5-10 | 165 | FR.
Sacramento, Calif. (Grant Union HS)



23
MAURICE STEPHENS

WR | 6-1 | 175 | FR.
Louisville, Ky. (Ballard HS)



24
TARYAN MARTIN

RB | 5-8 | 190 | FR.
East St. Louis, Ill. (East St. Louis HS)



24
TANNER MINTZ

LB | 6-0 | 215 | FR.
Akron, Ohio (Hoban HS)



25
MARTELL BUCHANAN

S | 6-1 | 175 | R-FR.
Stillwell, Kan. (Blue Valley HS)

2024 (Freshman)

- Appeared in 4 games for the Flashes
- Recorded 8 total tackles including 0.5 for loss



25
DONAVAN DELANEY JR.

RB | 5-10 | 201 | R-JR.
Middletown, Del. (Rutgers)

2025 (R-Junior)

- Transferred from Rutgers

PLAYER PROFILES



26
BUDDYROW GARRAR

DB | 5-9 | 165 | FR.
Evans, Ga. (Evans HS)



26
ANTHONY JEFFERY

RB | 5-8 | 190 | FR.
Thomson, Ga. (Thomson HS)



27
JORDAN NUBIN

RB | 5-11 | 215 | R-SR.
Saint Charles, Ill. (Minnesota)

2025 (R-Senior)

- Preseason Athlon Sports All-MAC Third Team
- Preseason Phil Steele All-MAC Third Team
- Transferred from Minnesota

2024 (R-Junior at Minnesota)

- Rushed 11 times for 19 yards, three receptions for 32 yards

2023 (R-Sophomore at Minnesota)

- Big Ten Offensive Player of the Week (1x)
- Rushed 127 times for 559 yards and three touchdowns
- Had six receptions for 27 yards
- Had 40 carries for 204 yards and two touchdowns vs. Michigan State
- Had 119 all-purpose yards vs. Wisconsin
- Had 89 rushing yards at Purdue
- Had 75 rushing yards vs. Illinois

2022 (R-Freshman at Minnesota)

- Rushed nine times for 26 yards



28
BRODYN BISHOP

S | 6-1 | 217 | R-FR.
Carroll, Ohio (Bloom-Carroll HS)

2024 (Freshman)

- Appeared in 4 games for the Golden Flashes
- Recorded 1 fumble recovery



30
DA'REALYST CLARK

WR | 5-10 | 150 | JR.
Lima, Ohio (Butler College)

2025 (Junior)

- Transferred from Butler College



31
CHRISTIAN JACKSON

WR | 5-11 | 195 | R-JR.
Cincinnati, Ohio (Fairfield)



31
DERRICK JACKSON

DB | 5-11 | 180 | FR.
Detroit, Mich. (Cass Tech HS)



32
TREY RUBINSTEIN

LB | 6-2 | 190 | FR.
Napoleon, Ohio (Napoleon HS)



33
AYDEN HARRIS

RB | 5-8 | 195 | R-FR.

Exton, Pa. (Downington East HS)

2024 (Freshman)

- Played in 4 games for the Golden Flashes
- Started 2 games
- Totaled 110 rushing yards with 1 rushing touchdown on the season
- Had his season high 63 yards and a touchdown vs Eastern Michigan



33
JAIHIEM ROY

DL | 6-2 | 230 | R-FR.

Centreville, Md. (Queen Anne's County HS)

2024 (Freshman)

- Roy played in 1 game for the Flashes this season
- Had 1 tackle at Buffalo



34
RAFAEL TERRERO JR.

LB | 6-3 | 210 | FR.

Emmaus, Pa. (Emmaus HS)



35
JOSEPH FEDERER

WR | 5-11 | 185 | R-FR.


Ballwin, Mo. (Parkway West HS)



36
MATTHEW MAXEY

WR | 5-10 | 175 | FR.

Avon, Ohio (Avon HS)



37
HOLTZ MAINE

TE | 6-5 | 230 | FR.

Milford Center, Ohio (Fairbanks HS)



38
CLINTON ROBINSON

S | 6-0 | 295 | R-FR.

Pittsburgh, Pa. (Keystone Oaks HS)

2024 (Freshman)

- Played in 4 games
- 1 tackle and 1 fumble recovery on the season



41
GUS GOODELL

LS | 6-1 | 210 | GR.

Stafford, Va. (Colonial Forge HS)

2025 (Graduate)

- Preseason Phil Steele All-MAC Third Team

2024 (Senior)

- Appeared in 3 games for the Golden Flashes in the 2024 season



44
ANTONIO BOTTIGGI

DL | 6-2 | 245 | R-FR.

Painesville, Ohio (Riverside HS)

2024 (Freshman)

- Appeared in one game for the Golden Flashes this season at Penn State



45
TOMMY ARNOLD

TE | 6-2 | 237 | R-SO.

Wadsworth, Ohio (Notre Dame College)

PLAYER PROFILES



47 WILL HRYSZKO

K | 5-11 | 180 | SR.

Strongsville, Ohio (Strongsville HS)

2024 (Junior)

- Academic All-MAC
- Played in 8 games for the Golden Flashes
- Made 3 field goals on the season with a long of 40 yards coming against Akron
- Had 24 kickoff attempts on the season for a total of 1440 yards
- Went 15 for 15 on PATs in the 2024 season



49 TOMMY NEWCOMB

K | 5-11 | 205 | R-FR.

LaGrange, Ill. (Lyons Township HS)



50 GARRETT DIAL

DL | 6-3 | 225 | R-FR.

Littleton, Colo. (Valor Christian HS)

2024 (Freshman)

- Appeared in 2 games for the Flashes
- Tallied 3 tackles on the season



52 AIDEN BURGESS

DL | 6-0 | 305 | R-FR.

Hanover, Md. (Rock Creek Christian HS)

2024 (Freshman)

- Appeared in 4 games for the Golden Flashes
- 1 tackle on the season against Akron



53 NATE CROSS

OL | 6-0 | 395 | FR.

Akron, Ohio (Archbishop Hoban HS)



54 DUSTYN MORELL

OL | 6-4 | 280 | R-JR.

Lapeer, Mich. (Lapeer HS)

2025 (R-Junior)

- Preseason Athlon Sports All-MAC Fourth Team

2024 (R-Sophomore)

- Academic All-MAC
- Competed in 11 games for the Flashes in the 2024 season
- Started all 11 games he played in



55 JOSUE CORDOBA

DL | 6-3 | 280 | R-FR.

Plainfield, N.J. (Plainfield HS)

2024 (Freshman)

- Appeared in 2 games



55 JAXON DUNN

OL | 6-5 | 295 | R-FR.

Brunswick, Ohio (Brunswick HS)



56 JOHN WINNER

LS | 5-11 | 220 | FR.

Buffalo, N.Y. (St. Joseph's Collegiate Institute)



58 DARIAN BLACHEWICZ

DL | 6-2 | 270 | FR.

Millville, N.J. (Millville HS)



58
ASHTON RIVERA
OL | 6-2 | 310 | R-JR.
Cape Coral, Fla. (FIU)



61
CHARLIE DURKIN
K/P | 6-0 | 190 | SR.
Akron, Ohio (Archbishop Hoban HS)



67
MAX GEMBUS
OL | 6-1 | 275 | FR.
Cleveland, Ohio (Villa Angela-St. Joseph HS)



68
JUNIOR DIALLO
OL | 6-6 | 310 | R-JR.
Sandy Springs, Ga. (Emory & Henry)

2025 (R-Junior)
• Transferred from Emory & Henry



70
HUDSON CHASKO
OL | 6-5 | 300 | R-JR.
Encino, Calif. (Idaho State)

2025 (R-Junior)
• Transferred from Idaho State



71
MATT PAJUSTE
OL | 6-4 | 310 | R-SR.
Philadelphia, Penn. (Buffalo)

2025 (R-Senior)
• Transferred from Buffalo



72
CECIL WILSON
OL | 6-4 | 300 | R-SO.
Lakeville, Minn. (Lakeville North HS)

2024 (R-Freshman)
• Wilson appeared in 6 games for the Golden Flashes in the 2024 season



74
JAMARCUS HILL
OL | 6-5 | 297 | R-JR.
Jefferson, Ga. (Southeast Missouri)

2025 (R-Junior)
• Transferred from Southeast Missouri



75
BOSTON CROWELL
OL | 6-3 | 280 | FR.
New Philadelphia, Ohio (New Philadelphia HS)



76
GARRETT MASTERSON
OL | 6-6 | 315 | R-JR.
Lapeer, Mich (Lapeer)

2024 (R-Sophomore)
• Competed in 8 games for the Flashes in the 2024 season
• Started 6 games



77
RICO STEELE
OL | 6-4 | 305 | R-FR.
Pittsburgh, Penn. (Bowling Green)

2025 (R-Freshman)
• Transferred from Bowling Green

PLAYER PROFILES



78
TYLER MEADOWS

OL | 6-8 | 320 | FR.

West Chester Township, Ohio (Lakota East HS)

- Recorded 114 rushing yards, 24 receiving yards, and 27 kick return yards
- Tallied 3 tackles at Western Michigan
- Had his season high 65 rushing yards at Buffalo



85
SEBASTIAN BROWN

WR | 6-2 | 195 | GR.

Detroit, Mich. (Michigan State)

2024 (R-Senior)


- Appeared in 4 games this season recording 1 tackle on special teams



80
TEAUNN HUNTER

WR | 5-11 | 172 | FR.

Huber Heights, Ohio (Wayne HS)



86
JARED KELLEY

WR | 5-9 | 190 | R-SO.

North Olmstead, Ohio (North Olmstead HS)

2024 (R-Freshman)

- Competed in 3 games for the Flashes in the 2024 season



81
DASH DORSEY

WR | 5-10 | 175 | R-SO.

Naperville, Ill. (St. Francis HS)



87
DAKOTA TAYLOR

TE | 6-4 | 215 | R-FR.

Akron, Ohio (Buchtel HS)



82
ZY'AIRE FLETCHER

TE | 6-4 | 215 | FR.

Springfield, Ohio (Springfield HS)



88
MOHAMMED HAZIME

TE | 6-3 | 250 | R-JR.

Dearborn, Mich. (Fordson HS)

2024 (R-Sophomore)

- Played in 5 games for the Golden Flashes while starting 1 game
- Contributed 1 tackle



83
GARRETT LONG

TE | 6-3 | 215 | FR.

Columbus, Ind. (Columbus North HS)



89
TERIK MULDER

TE | 6-5 | 245 | R-JR.

Lexington, Ky. (Presbyterian)



84
JAHZAE KIMBROUGH

WR | 5-10 | 190 | R-SO.

Roanoke, Va. (Patrick Henry HS)

2025 (R-Junior)


- Transferred from Presbyterian

2024 (R-Freshman)

- Kimbrough played in 8 games for the Flashes
- Started 1 game




90
BRYCE GRIFFIN
DL | 6-2 | 210 | FR.
Yorkville, Ill. (Yorkville HS)



98
BRYCE FAULK
DL | 6-1 | 240 | R-SO.
Mason, Ohio (Mason HS)

2024 (R-Freshman)

- Appeared in 1 game against Saint Francis for the Flashes in the 2024 season



91
NATHATN TAGER
K | 6-2 | 200 | R-SO.
Chardon, Ohio (Chardon)



100
KINGSTON WOODS
Kent, Ohio

- Kingston Woods joined the #FlashFAST family as part of the partnership between Kent State University and Team IMPACT. Team IMPACT is a non-profit organization that pairs kids with chronic illnesses with area college athletic programs. Kingston and the Kent State football program join field hockey, gymnastics and men's basketball as members of the Team IMPACT family.



94
AMON WILLIAMS
DL | 6-1 | 275 | GR.
Warwick, N.Y. (Cornell)

2025 (Graduate)

- Transferred from Cornell



95
JELANI DAVIS
DL | 6-2 | 285 | R-SR.
St. Louis, Mo. (Southern)

2025 (R-Senior)

- Transferred from Southern



96
SEAN LEONARD
K | 6-3 | 220 | FR.
Xenia, Ohio (Xenia HS)



97
JAKE STOECKEL
P | FR.
Australia



COACHING STAFF

Interim Head Coach Mark Carney

40

Assistant Coaches

41-50

Football Supporter Staff

51



MARK CARNEY

INTERIM HEAD COACH | THIRD SEASON AT KSU (FIRST AS HEAD COACH) | 0-0 (0-0)

Mark Carney joined Kent State in January of 2023 as the tight ends coach. Carney was elevated to offensive coordinator ahead of the 2024 season and was named interim head coach in April 2025.

In 2024, the Golden Flashes were one of the top big-play teams in the passing game, as they ranked 21st in the nation in passing yards per completion at 13.5 yards per completion. Quarterback Tommy Ulatowski ranked second in the nation, averaging 16.7 yards per completion. Carney's offense also had one of the best receivers in the nation, Chrishon McCray, who ranked 20th in the nation with nine touchdowns and 30th in the nation, averaging 17.63 yards per reception. The Golden Flashes saw two receivers named an All-MAC Team this season: Chrishon McCray (2nd Team) and Luke Floriea (3rd Team).

During the 2023 season, Carney coached the tight ends and Justin Holmes finished fifth on the team with 20 receptions for 188 receiving yards.

Before KSU

Carney comes to Kent State after four seasons with the Charlotte 49ers, including serving as the offensive coordinator for the last three seasons. In his three seasons at the helm of the 49ers' offense, Charlotte averaged nearly 400 yards of offense. In his first season in Charlotte, he helped lead the 49ers to a school record for wins (7) and a trip to the Bahamas Bowl.

Before his time in Charlotte, Carney was the offensive coordinator at Virginia State. The Trojans went 29-12 in his four seasons, including a 2017 CIAA title with a perfect 7-0 league record.

He also has stops as the offensive coordinator at Baldwin-Wallace in 2014 and coached wide receivers at Bowling Green for five years. During his time with the Falcons, Bowling Green went to three bowl games. Carney also coached quarterbacks and wide receivers at Richmond from

2004-08, helping the Spiders reach the FCS playoffs three times, including the 2008 FCS National Championship game.

Carney started coaching at his alma mater, Fordham, serving as a student assistant in 2002-03 after his playing career. He was a four-year letter winner for the Rams, earning All-Patriot League and honorable mention All-America honors at quarterback.

Mark and his wife Sarah have three children: Devyn, Marcus, and Andrew.

THE CARNEY FILE

Hometown: Cleveland, Ohio

College: Fordham University, 2001

Wife: Sarah

Coaching History

Year	School (Title)
2025	Kent State (Interim HC / Offensive Coordinator)
2024	Kent State (Offensive Coordinator)
2023	Kent State (TE / IWR)
2020-22	Charlotte (Offensive Coordinator / QB)
2019	Charlotte (QB)
2015-18	Virginia State (Offensive Coordinator / QB)
2014	Baldwin Wallace (Offensive Coordinator / QB)
2009-13	Bowling Green (WR)
2004-08	Richmond (QB / WR)
2002-03	Fordham (Student Assistant)



CLAY PATTERSON

Offensive Coordinator / Quarterbacks | Second Season at KSU

Clay Patterson joined Kent State in January 2024 as the Flashes' new co-offensive coordinator and wide receivers coach.

In his first season with the Golden Flashes, they were one of the top big-play teams in the passing game, as they ranked 21st in the nation in passing yards per completion at 13.5 yards per completion. Quarterback Tommy Ulatowski ranked second in the nation, averaging 16.7 yards per completion. Carney's offense also had one of the best receivers in the nation, Chrishon McCray, who ranked 20th in the nation with nine touchdowns and 30th in the nation, averaging 17.63 yards per reception. The Golden Flashes saw two receivers named an All-MAC Team this season: Chrishon McCray (2nd Team) and Luke Floriea (3rd Team).

Patterson joined the Golden Flashes from South Florida, where he coached tight ends in 2023. He helped the Bulls finish 7-6, capped by a victory over Syracuse in the Boca Raton Bowl. Tight end Weston Wolff averaged nearly 10 yards per catch under his leadership and helped pave the way for a running attack that averaged over 180 yards per game in 2023.

Before his season in Tampa, Patterson was the tight ends coach at Colorado in 2022 before being promoted to interim offensive and passing game coordinator for the second half of the season. He got his first FBS gig at Minnesota, coaching tight ends from 2018-21. The Gophers enjoyed great success during his tenure in

Minneapolis, going 30-16 in his four seasons, including three bowl wins. Patterson coached Ko Kieft, now of the Tampa Bay Buccaneers, to high marks in both pass-catching and blocking by Pro Football Focus.

Before joining the Golden Gophers, Patterson coached prolific offenses on the junior college level. He spent three seasons leading the offense at Trinity Valley Community College in Athens, Texas. In 2015, he broke the all-time yards per game record at any level of football as the Cardinals averaged a remarkable 656 yards per game. A year earlier, the Cardinals set two other Junior College records for most plays (938) and total yards (7,778). In his 35 games in Athens, the Cardinals topped 50 points 23 times and averaged 54 points per game.

His work with the Cardinals led to a head coaching gig at Northeast Oklahoma A and M, his last stop before Minnesota. He went 14-8 in two seasons, including the first conference title for the Norsemen in 2003. He was named conference coach of the year for his efforts, and his offense averaged 525 yards and 36 points per game.

Patterson also has coaching stops at Tarleton State, Texas A&M-Kingsville, and Southeastern Oklahoma State, where he was a wide receiver for two seasons after his graduation from Northeast Oklahoma A&M. A native of Morris, Oklahoma, he is married to the former Ashley Holt.

PATTERSON FILE

Hometown: Morris, Okla..

College: Southeastern Oklahoma State (2003)

Coaching Career

2003-05	Southeastern Oklahoma State Wide Receivers
2006	Tarleton State Wide Receivers
2007-12	Texas A&M-Kingsville Offensive Coordinator / Quarterbacks
2013-15	Trinity Valley Offensive Coordinator / Quarterbacks
2016-17	Northeastern Oklahoma A&M Head Coach
2018-21	Minnesota Tight Ends
2022	Colorado Offensive Coordinator / Tight Ends
2023	South Florida Tight Ends
2024-	Kent State Co-Offensive Coordinator / Wide Receivers



CHEROKEE VALERIA

Cornerbacks Coach | First Season at KSU

VALERIA FILE

Coaching Career

2005-07	Central Washington Assistant Defensive Secondary
2007-10	Idaho State Assistant Cornerbacks
2011-12	Southeast Missouri State Assistant Defensive Backs
2012-19	Eastern Washington Assistant Defensive Backs
2019-25	California State- Sacramento Defensive Passing Game Coordinator / Defensive Backs
2025-	Kent State Defensive Coordinator

Veteran collegiate assistant Cherokee Valeria was hired as Kent State's defensive backs coach in 2025 following a standout run at Sacramento State, where he served as defensive passing game coordinator from 2019 to 2024.

Valeria made an immediate impact during his first season at Sacramento State, helping the Hornets lead the Big Sky in defensive pass efficiency and red zone defense. The team more than doubled its interceptions from the previous year, jumping from five in 2018 to 11 in 2019. His unit featured standout Daron Bland, a first-team all-conference cornerback who went on to play in the NFL, and safety Caelan Barnes, a second-team honoree.

In 2021, Valeria's group produced three all-Big Sky selections, led by first-team nickelback Marte Mapu. Mapu broke out with 65 tackles, 10 PBUs, four interceptions, and four TFLs. He would later become Sacramento State's first-ever Big Sky Defensive MVP in 2022 and the highest NFL draft pick in school history, going in the third round to the New England Patriots.

That 2022 season also saw Caleb Nelson earn second-team all-league honors, highlighted by a 98-yard pick-six in his debut. In 2023, Valeria coached first-team all-Big Sky safety Cameron Broussard and honorable mention cornerback Dillon Juniel. Safety Murvin Kenion III led the DBs with 51 tackles the following year and started all 12 games, pacing a secondary that produced eight interceptions.

Before Sacramento State, Valeria spent seven seasons at Eastern Washington (2012–2018), where he coached 10 all-Big Sky cornerbacks and served as recruiting coordinator for his final three years. His tenure included five FCS Playoff appearances and a 2018 FCS National Championship game trip. Among his standouts was T.J. Lee III, a two-time All-American and future CFL standout.

Earlier stops included Southeast Missouri (2011), Cal Poly (2010), and Idaho State (2007–09), where he coached D.J. Clark to two all-conference honors and an NFL career. Valeria began his college coaching career at Central Washington (2005–06), where both starting corners earned first-team all-conference recognition and the defense ranked 11th nationally in turnover margin.

He also has professional minor league experience, including being named the 2004 Northwest Region Assistant Coach of the Year after a playoff run with the West Sound Saints. Valeria began coaching at the high school level in Washington State from 1998 to 2004.

A former wide receiver at Central Washington from 1993–97, Valeria helped lead the Wildcats to the 1995 NAIA National Championship. He earned a degree in biology in 1999, and the 1995 team was inducted into the CWU Athletics Hall of Fame in 2005.

He and his wife, Mindy, were married in July 2017. He has two sons, Cameron and Ayosgi Uwasa, and a daughter, T'Kia Li.



CJ CONRAD

Special Teams Coordinator / Tight Ends Coach | Second Season at KSU

CJ Conrad joined Kent State in the spring of 2024 as the tight ends coach.

In 2024, the tight ends group averaged 12.4 receiving yards per catch.

CONRAD FILE

Hometown: Fairview, Ohio
College: Kentucky, 2018

Coaching Career

2020-22	Kentucky Graduate Assistant
2023	Eastern Kentucky Tight Ends
2024-	Kent State Special Teams Coord. / Tight Ends

Conrad came to Kent State after one season at Eastern Kentucky, where he coached tight ends. He was part of a staff that was eighth in total offense in the FCS and coached a first-team all-conference tight end.

A graduate of and an All-SEC tight end at the University of Kentucky Wildcats, Conrad got his coaching start with the Wildcats as a graduate assistant. He worked with tight ends and special teams for two seasons before serving as the offensive quality control coach during the 2023 spring season. Conrad was a team captain for the Wildcats and an undrafted free agent with the New York Giants, where he made the practice squad for the 2019 season.



ANGEL MATUTE

Offensive Line Coach | First Season at KSU

Angel Matute joined the Golden San Francisco 49ers. Flashes as the offensive line coach beginning Spring 2025.

Before his move to Kent State, Matute spent the 2024 season at Purdue University as the assistant offensive line coach. In West Lafayette, he spearheaded install meetings, crafted run-game and protection plans, and contributed to weekly opponent breakdowns and academic support initiatives.

From 2022 to 2023, Matute served as a graduate assistant at the University of Minnesota, where he played a key role in run-game scheming, protection-drawings, scout team leadership, and pressure-performance analysis.

Matute’s coaching career began at Missouri. After concluding his playing days, he transitioned into an offensive student assistant role—helping with opponent scouting and offensive line prep. His on-field roots include standout play at Mt. San Antonio College, earning First Team All-Conference honors, and contributions at the University of Missouri in 2019 before a medical retirement.

He earned his bachelor’s degree in General Studies from the University of Missouri and was selected for the prestigious 2024 Bill Walsh Diversity Coaching Fellowship with the

MATUTE FILE

Hometown: Rancho Cucamonga, Calif.
College: Missouri, 2021

Coaching Career

2020-21	Missouri Offensive Student Asst.
2022-23	Minnesota Offensive Line Grad Asst.
2024	Purdue Asst. Offensive Line Coach
2025-	Kent State Offensive Line Coach



MOHAMED IBRAHIM

Running Backs Coach | First Season at KSU

Mohamed Ibrahim joined the Golden Flashes as the running backs coach in spring 2025, bringing a wealth of experience as a standout college athlete and a former NFL player.

A native of Baltimore, Maryland, Ibrahim starred at the University of Minnesota. During his time with the Golden Gophers, he became the program's all-time leading rusher with 4,668 yards and 53 touchdowns across 41 games. His accolades include Big Ten Running Back of the Year (2020), Third-Team All-American honors, and multiple First-Team All-Big Ten selections. Ibrahim was named MVP of the 2018 Quick Lane Bowl after rushing for 224 yards and two touchdowns in the 34-10 win versus Georgia Tech.

Following his collegiate success, Ibrahim signed with the Detroit Lions as an undrafted free agent in 2023. Although his rookie season was cut short due to injury, he gained valuable experience at the professional level and later spent time with the Minnesota Vikings in 2024.

IBRAHIM FILE

Hometown: Baltimore, Md.

College: Minnesota, 2022

Coaching Career

2025-

Kent State
Running Backs



KERRY DIXON

Wide Receivers Coach | First Season at KSU

DIXON FILE

Hometown: Houston, Texas

College: Hampton, 2003

Coaching Career

2005-06	Booker T. Washington Assistant Coach
2007	Morgan State Quarterbacks
2008	Texas Southern Quarterbacks
2009	Stillman Offensive Coordinator
2010-11	Montana State Running Backs
2012-13	Florida Atlantic Running Backs
2014	Florida International Running Backs
2015-17	Florida Wide Receivers
2018	Toledo Running Backs
2019-21	Georgia Tech Wide Receivers
2022-23	Baltimore Ravens Asst. Quarterbacks
2025-	Kent State Wide Receivers

Kent State head football coach Mark Carney announced the addition of Kerry Dixon as the program's new wide receivers coach in Summer 2025.

Dixon arrives in Kent following two seasons with the Baltimore Ravens, where he assisted in developing quarterbacks, including Pro Bowler Tyler Huntley and former NFL MVP Lamar Jackson. During the 2022 season, Baltimore utilized three starting quarterbacks—Jackson, Huntley, and Anthony Brown—with Dixon playing a key role in ensuring stability and preparation across the QB room. In 2023, Dixon helped coach Lamar Jackson to being named the NFL MVP after Jackson threw for 3,678 yards and 24 touchdowns. Jackson also ran for 821 yards and five touchdowns.

Before his NFL stint, Dixon built an impressive resume with 15 years of collegiate coaching experience, including positions at Georgia Tech, Florida, Toledo, Florida International, and more. From 2019 to 2021, Dixon was instrumental in Georgia Tech's offensive transition from a triple-option attack to a pro-style spread system, mentoring future NFL receiver Jalen Camp and standout freshman Ahmarean Brown, who tied Calvin Johnson's school record for touchdown catches by a freshman.

Dixon previously coached wide receivers at the University of Florida (2015–17), where he was named one of the nation's Top 25 recruiters by Rivals.com and helped develop Antonio Callaway and Tyrie Cleveland—two of the first freshmen to record 100-yard receiving games in Gators history.

His experience also includes coaching running backs at Toledo (2018), Florida International (2014), Florida Atlantic (2012–13), and Montana State (2010–11), and serving as offensive coordinator at Stillman in 2009. He began his collegiate coaching career working with Morgan State and Texas Southern quarterbacks.

As a player, Dixon began his career as a quarterback at Baylor before transferring to Hampton University, where he started for two seasons and was selected for the 2003 HBCU All-Star Game.

A Houston native and graduate of Booker T. Washington High School, Dixon and his wife, Robin, have four children: daughters Charlee, Rylee, and Renee, and son Kerry III.



BILL TEERLINCK

Defensive Line Coach | Second Season at KSU

TEERLINCK FILE

Coaching Career

2005-06	Illinois State Defensive Line
2007-11	Indianapolis Colts Defensive Assistant
2013-16	Nevada Defensive line
2017	Buffalo Bills Assistant Defensive Line
2018-19	Buffalo Bills Defensive Line
2020-21	Virginia Tech Defensive Line
2024-	Kent State Defensive Line

Bill Teerlinck was named the defensive line coach in February of 2024.

In his first season with the Flashes, Teerlinck led a defensive line group with one of the top sackers in the MAC as Kameron Olds ranked seventh in the MAC and 63rd in the nation with six sacks. Olds also had seven tackles for loss, two quarterback hurries, and an interception. Stephen Daley was also a major contributor to the defense from the defensive line. Daley led the team with nine tackles for loss and six quarterback hurries. Daley also finished sixth on the team with 51 tackles and added three breakups, one forced fumble, and one fumble recovery.

Teerlinck came to Kent State with nearly 20 years of coaching experience across the high school, collegiate, and professional levels. He has previous college coaching stops at Virginia Tech, where he helped Amare' Barno successfully make the transition from linebacker to defensive line, where he ranked third in the power-5 with 16.0 tackles for loss. He had similar success at Nevada, helping several defensive linemen to all-conference status.

On the professional level, Teerlinck coached for the Buffalo Bills (2017-19) and the

Indianapolis Coach (2007-2011). In Indianapolis, he helped the Colts reach Super Bowl XLIV and worked specifically with defensive ends, developing Pro Bowlers Dwight Freeney and Robert Mathis. With Buffalo, he was responsible for coaching the Bills' defensive line, helping Buffalo rank in the top 5 in several defensive categories, including scoring defense, total defense, and sacks.

Teerlinck got his coaching start as a graduate assistant at Indiana University before getting his first full-time position coaching the defensive line at Illinois State. He graduated from Chadron State in Nebraska as a star linebacker, leading Division II in sacks during his 2002 senior season.



MALCOLM ROBINSON

Rush Ends Coach | Second Season at KSU

Robinson joined Kent State as the rush ends coach in the spring of 2024.

In his first season with the Flashes, Robinson led a defensive line group with one of the top sackers in the MAC as Kameron Olds ranked seventh in the MAC and 63rd in the nation with six sacks. Olds also had seven tackles for loss, two quarterback hurries, and an interception. Stephen Daley was also a major contributor to the defense from the defensive line. Daley led the team with nine tackles for loss and six quarterback hurries. Daley also finished sixth on the team with 51 tackles and added three breakups, one forced fumble, and one fumble recovery.

Before joining Kent State, Robinson was at Pitt, where he was a defensive line graduate assistant since January 2023. Before working with the Panthers, he got his coaching start with the Akron Zips, where he served as a defensive quality control coach. Robinson was a four-year member of the University of Minnesota football team and earned four Academic All-Conference honors. He was also a graduate transfer to Morgan State, earning preseason All-MEAC honors and honor roll accolades.

ROBINSON FILE

Hometown: Massillon, Ohio.

Coaching Career

2022	Akron Defensive Quality Control
2023	Pitt Defensive Line Graduate Assistant
2024	Kent State Rush Ends



KEVIN SNYDER

Linebackers Coach | First Season at KSU

SNYDER FILE

Hometown: Harrisburg, Pa.
College: Rutgers, 2015
Birthdate: July 25, 1992

Coaching Career

2020	Rutgers Player Development Assistant
2021-22	Wake Forest Graduate Assistant
2023-24	Georgetown Defensive Line
2025-	Kent State Linebackers

Kevin Snyder joined the Kent State football coaching staff in spring 2025 as the linebackers coach, bringing a strong foundation of experience developed across the NFL and Division I collegiate football.

Before arriving in Kent, Snyder spent the 2023 and 2024 seasons at Georgetown University as the Hoyas’ defensive line assistant, where he helped lead player development, defensive game planning, and recruiting within the Patriot League.

Before his time at Georgetown, Snyder served as a defensive graduate assistant at Wake Forest University from 2021 to 2022. He worked closely with outside linebackers and defensive ends there, contributing to the Demon Deacons’ defensive success in the Atlantic Coast Conference (ACC). His time in Winston-Salem provided valuable Power Five coaching experience and further sharpened his player development skills.

Snyder began his coaching career in 2020 at his alma mater, Rutgers University, where he served as a player development assistant. His return to the program was marked by his commitment to mentoring student-athletes and helping instill a culture of discipline and accountability.

Before coaching, Snyder enjoyed a three-year NFL career after signing with the Detroit Lions as an undrafted free agent in 2015. He also spent time with the New England Patriots, Denver Broncos, and Arizona Cardinals. He was promoted to the Patriots’ active roster for the 2015 AFC Championship Game.

Snyder played collegiately at Rutgers from 2011 to 2014, where he appeared in 51 of 52 games, starting 25. He totaled 229 tackles, 6.5 sacks, and 21.5 tackles for loss, earning Academic All-Big Ten honors and serving as a team captain. Known for his leadership and high football IQ, Snyder was awarded the Loyal Knight Award, which recognizes the Rutgers player who exemplifies character and dedication to the program.

BART TANSKI

Cornerbacks Coach | First Season at KSU



TANSKI FILE

Hometown: Concord, Ohio
College: Bowling Green, 2012

Coaching Career

2013-14	Findlay Defensive Backs / Wide Receivers
2015-16	Syracuse Graduate Assistant
2017	Syracuse Defensive Quality Control
2018-24	Robert Morris Safety Special Teams Coordinator
2025-	Kent State Cornerbacks

Kent State head football coach Mark Carney announced the addition of Bart Tanski as the program's new cornerbacks coach in Summer 2025, bringing over a decade of collegiate coaching experience and a proven track record in player development and special teams success.

Tanski joins the Golden Flashes after spending seven seasons at Robert Morris University, where he served as the Colonials' special teams coordinator and safeties coach. He also played a key role in recruiting efforts and overseeing camps and clinics.

In 2024, Tanski led RMU's special teams to a dominant season, finishing No. 1 in the Northeast Conference and 18th nationally in net punting. The Colonials led the NEC in multiple categories, including kickoff net yards and punting average, while ranking in the Top 40 nationally in punt return defense, kickoff return average, and kickoff coverage. Under his guidance, kicker Jayson Jenkins earned Second Team All-Conference honors.

Over the past two seasons, Tanski's special teams units consistently ranked among the best in FCS. In 2023, RMU placed 11th nationally in kick return average and finished in the Top 25 in both blocked punts and blocked kicks. On the defensive side, the Colonials ranked 23rd in pass defense, further showcasing Tanski's ability to develop defensive backfield talent.

Before his time at RMU, Tanski

served three years on staff at Syracuse University, working with linebackers and defensive backs as a defensive graduate assistant and quality control coach. He also contributed to the Orange's special teams units.

Tanski began his coaching career at the University of Findlay, where he held roles on both sides of the ball, including coaching wide receivers, outside linebackers, and defensive backs. His early coaching efforts helped develop All-GLIAC First Team selections and record-breaking receivers.

A native of Concord, Ohio, Tanski was named Ohio's Mr. Football in 2007 after leading Mentor High School to back-to-back state championship game appearances. He played quarterback and wide receiver at Bowling Green, eventually earning a scholarship and serving as team co-captain in 2012.

Tanski holds a Bachelor of Science in engineering technology from Bowling Green, a Master of Business Administration from Findlay, and a master's degree in instructional design from Syracuse.

Tanski and his wife, Taylor, have two daughters, Quinn and Zoe.

COACHING STAFF



MARK WATSON
GENERAL MANAGER



MITCH HEINZ
GRADUATE ASSISTANT, OFFENSE




ELIZABETH TOTH
ASSISTANT ATHLETIC DIRECTOR FOR
FOOTBALL OPERATIONS




PRINCE WASHINGTON
GRADUATE ASSISTANT, DEFENSE



KARTER KESNER
ASSISTANT DIRECTOR-FOOTBALL
OPERATIONS



WOODY COREY
GRADUATE ASSISTANT, OFFENSE



CADEN RILEY
GRADUATE ASSISTANT, FOOTBALL
OPERATIONS



ROSS TALBERT
VIDEO COORDINATOR



KYLE TRUSSELL
GRADUATE ASSISTANT, CREATIVE
MEDIA



RJ BERTINI
GRADUATE ASSISTANT, DEFENSE



2024 SEASON REVIEW

Game Recaps
Final Season Stats

53-58
59-65

2024 SEASON REVIEW

Kent St. (0-1 , 0-0) -vs- Pitt (1-0 , 0-0) 08/31/2024 at Pittsburgh, Pennsylvania (Acrisure Stadium)

Date: 08/31/2024
Site: Pittsburgh, Pennsylvania (Acrisure Stadium)
Attendance: 44,616

Score By Quarters	1st	2nd	3rd	4th	Total
KSU	7	7	10	0	24
PIT	14	14	14	13	55

Scoring Summary

Qtr	Time	Scoring Play	KSU	PIT
1st	11:56	PIT - Mumpfield,Konata 11 yd pass from Holstein,Eli (Sauls,Ben kick) 9 plays, 95 yards, TOP 02:59	0	7
1st	10:15	PIT - Reid,Desmond 78 yd punt return (Sauls,Ben kick)	0	14
1st	06:43	KSU - Floriea,Luke 36 yd pass from Kargman,Devin (Glass,Andrew kick) 8 plays, 75 yards, TOP 03:32	7	14
2nd	13:10	PIT - Davis Jr.,Derrick 2 yd run (Sauls,Ben kick), 13 plays, 79 yards, TOP 03:55	7	21
2nd	07:50	PIT - Williams,Raphael 7 yd pass from Holstein,Eli (Sauls,Ben kick) 8 plays, 55 yards, TOP 03:08	7	28
2nd	05:28	KSU - Muhammad,Naim 34 yd fumble recovery (Glass,Andrew kick)	14	28
3rd	09:36	KSU - McCray,Chrishon 29 yd pass from Kargman,Devin (Glass,Andrew kick) 11 plays, 75 yards, TOP 05:24	21	28
3rd	08:39	PIT - Reid,Desmond 46 yd run (Sauls,Ben kick), 3 plays, 69 yards, TOP 00:52	21	35
3rd	05:48	KSU - Glass,Andrew 36 yd field goal 8 plays, 57 yards, TOP 02:51	24	35
3rd	03:34	PIT - Johnson,Kenny 10 yd pass from Holstein,Eli (Sauls,Ben kick) 7 plays, 75 yards, TOP 02:14	24	42
4th	11:52	PIT - Sauls,Ben 50 yd field goal 5 plays, 24 yards, TOP 01:41	24	45
4th	09:32	PIT - Williams,Raphael 6 yd pass from Yarnell,Nate (Sauls,Ben kick) 5 plays, 55 yards, TOP 01:59	24	52
4th	01:47	PIT - Sauls,Ben 39 yd field goal 11 plays, 32 yards, TOP 02:38	24	55

Kickoff Time: 12:07 PM **End of Game:** 03:34 PM **Duration:** 03:26
Referee: Hedgepeth,Tim **Line Judge:** Clein,Steve **Side Judge:** Wilborn,Richard **Umpire:** Thomas,William
Back Judge: Brownlee,Clay **Score Keeper:** Linesman: Washington,Monique **Field Judge:** Tarantini,Tony
Temperature: 82 **Wind:** SW 3mph **Weather:** Sunny

Saint Francis (1-1 , 0-0) -vs- Kent St. (0-2 , 0-0) 09/07/2024 at Kent, Ohio (Dix)

Date: 09/07/2024
Site: Kent, Ohio (Dix)
Attendance: 11,585

Score By Quarters	1st	2nd	3rd	4th	Total
SFU	10	10	3	0	23
KSU	0	14	0	3	17

Scoring Summary

Qtr	Time	Scoring Play	SFU	KSU
1st	09:53	SFU - Plummer,Mac 50 yd field goal 8 plays, 52 yards, TOP 03:28	3	0
1st	03:46	SFU - Hoenstine,Jeff 2 yd run (Plummer,Mac kick), 5 plays, 41 yards, TOP 02:18	10	0
2nd	10:56	SFU - Thomson,Gavin 64 yd pass from Hoenstine,Jeff (Plummer,Mac kick) 5 plays, 85 yards, TOP 02:37	17	0
2nd	05:59	KSU - McCray,Chrishon 9 yd pass from Ulatowski,Tommy (Glass,Andrew kick) 10 plays, 54 yards, TOP 04:49	17	7
2nd	01:56	SFU - Plummer,Mac 33 yd field goal 11 plays, 60 yards, TOP 04:03	20	7
2nd	00:46	KSU - Floriea,Luke 23 yd pass from Kargman,Devin (Glass,Andrew kick) 8 plays, 68 yards, TOP 01:05	20	14
3rd	11:30	SFU - Plummer,Mac 46 yd field goal 8 plays, 47 yards, TOP 03:30	23	14
4th	01:38	KSU - Glass,Andrew 44 yd field goal 7 plays, 55 yards, TOP 01:26	23	17

Kickoff Time: 02:33 PM **End of Game:** 05:54 PM **Duration:** 03:21
Referee: Edwards,Rich **Line Judge:** Schildmeyer,Gary **Side Judge:** Passold,Jeff **Umpire:** Denker,Brett
Back Judge: Pistone,Amy **Score Keeper:** Linesman: Lowenberg,Michael **Field Judge:** Robinson,Nate
Temperature: 60 **Wind:** NW 14mph **Weather:** Sunny

Kent State (0-3 , 0-0) -vs- Tennessee (3-0 , 0-0)
09/14/2024 at Knoxville, Tennessee (Neyland Stadium)

Date: 09/14/2024
Site: Knoxville, Tennessee (Neyland Stadium)
Attendance: 101,915

Score By Quarters	1st	2nd	3rd	4th	Total
KSU	0	0	0	0	0
TEN	37	28	3	3	71

Scoring Summary

Qtr	Time	Scoring Play	KSU	TEN
1st	11:32	TEN - Sampson,Dylan 22 yd run (Gilbert,Max kick), 7 plays, 73 yards, TOP 01:25	0	7
1st	10:35	TEN - 0 yd safety	0	9
1st	08:11	TEN - Sampson,Dylan 1 yd run (Gilbert,Max kick), 7 plays, 48 yards, TOP 02:16	0	16
1st	05:56	TEN - Brazzell II,Chris 53 yd pass from Iamaleava,Nico (Gilbert,Max kick) 3 plays, 51 yards, TOP 00:33	0	23
1st	03:35	TEN - Bishop,DeSean 53 yd run (Gilbert,Max kick), 1 plays, 53 yards, TOP 00:11	0	30
1st	00:02	TEN - Sampson,Dylan 1 yd run (Gilbert,Max kick), 8 plays, 48 yards, TOP 03:28	0	37
2nd	13:06	TEN - Bishop,DeSean 47 yd run (Gilbert,Max kick), 4 plays, 56 yards, TOP 01:03	0	44
2nd	07:49	TEN - Sampson,Dylan 14 yd run (Gilbert,Max kick), 7 plays, 54 yards, TOP 02:04	0	51
2nd	03:06	TEN - Kitselman,Miles 15 yd pass from Moore,Gaston (Gilbert,Max kick) 6 plays, 90 yards, TOP 01:56	0	58
2nd	00:19	TEN - Matthews,Mike 18 yd pass from Moore,Gaston (Gilbert,Max kick) 6 plays, 48 yards, TOP 01:20	0	65
3rd	12:04	TEN - Gilbert,Max 36 yd field goal 9 plays, 58 yards, TOP 02:56	0	68
4th	14:05	TEN - Gilbert,Max 21 yd field goal 12 plays, 79 yards, TOP 06:59	0	71

Kickoff Time: 07:55 PM **End of Game:** 11:05 PM **Duration:** 03:09
Referee: Smith,David **Line Judge:** Taylor,Michael **Side Judge:** Murphy,Bryan **Umpire:** Myers,Paul
Back Judge: Schardein,Paul **Score Keeper:** Linesman: Gioia,Carl **Field Judge:** Tate,Raymond
Temperature: 80 **Wind:** SE 9mph **Weather:** Cloudy

Kent St. (0-4 , 0-0) -vs- Penn St. (3-0 , 0-0)
09/21/2024 at University Park, Pennsylvania (Beaver Stadium)

Date: 09/21/2024
Site: University Park, Pennsylvania (Beaver Stadium)
Attendance: 109,526

Score By Quarters	1st	2nd	3rd	4th	Total
KSU	0	0	0	0	0
PSU	7	21	14	14	56

Scoring Summary

Qtr	Time	Scoring Play	KSU	PSU
1st	02:38	PSU - Warren,Tyler 16 yd pass from Allar,Drew (Sahaydak,Sander kick) 9 plays, 89 yards, TOP 04:41	0	7
2nd	05:49	PSU - Singleton,Nicholas 17 yd pass from Warren,Tyler (Sahaydak,Sander kick) 7 plays, 90 yards, TOP 02:36	0	14
2nd	01:29	PSU - Clifford,Liam 14 yd pass from Allar,Drew (Sahaydak,Sander kick) 6 plays, 79 yards, TOP 01:32	0	21
2nd	00:15	PSU - Allar,Drew 5 yd run (Sahaydak,Sander kick), 6 plays, 75 yards, TOP 00:44	0	28
3rd	13:13	PSU - Evans,Omari 59 yd pass from Allar,Drew (Sahaydak,Sander kick) 4 plays, 75 yards, TOP 01:47	0	35
3rd	04:55	PSU - Dinkins,Khalil 13 yd pass from Pribula,Beau (Sahaydak,Sander kick) 9 plays, 91 yards, TOP 04:50	0	42
4th	09:21	PSU - Wallace,Cam 1 yd run (Sahaydak,Sander kick), 8 plays, 67 yards, TOP 03:55	0	49
4th	01:25	PSU - Pribula,Beau 1 yd run (Barker,Ryan kick), 13 plays, 83 yards, TOP 06:11	0	56

Kickoff Time: 03:40 PM **End of Game:** 07:00 PM **Duration:** 03:19
Referee: Snodgrass,Ron **Line Judge:** Szink,Jeff **Side Judge:** Mitchell,Harold **Umpire:**
Back Judge: Warns,Douglas **Score Keeper:** Linesman: Richard,Daniel **Field Judge:** Neal Jr.,Larry
Temperature: 74 **Wind:** E 10mph **Weather:** Sunny

2024 SEASON REVIEW

Eastern Mich. (4-1 , 1-0) -vs- Kent St. (0-5 , 0-1) 09/28/2024 at Kent, Ohio (Dix Stadium)

Date: 09/28/2024
Site: Kent, Ohio (Dix Stadium)
Attendance: 10,899

Score By Quarters	1st	2nd	3rd	4th	Total
EMU	7	14	17	14	52
KSU	7	7	7	12	33

Scoring Summary

Qtr	Time	Scoring Play	EMU	KSU
1st	10:39	EMU - Jackson-Anderson,Elijah 4 yd run (Gomez,Jesus kick), 12 plays, 75 yards, TOP 04:21	7	0
1st	00:30	KSU - Harris,Ayden 9 yd run (Hryszko,Will kick), 7 plays, 61 yards, TOP 03:39	7	7
2nd	06:31	EMU - Mimms, III,Delbert 27 yd run (Gomez,Jesus kick), 1 plays, 27 yards, TOP 00:06	14	7
2nd	05:04	KSU - Floriea,Luke 43 yd pass from Ulatowski,Tommy (Hryszko,Will kick) 3 plays, 60 yards, TOP 01:20	14	14
2nd	02:12	EMU - Jackson-Anderson,Elijah 4 yd run (Gomez,Jesus kick), 9 plays, 75 yards, TOP 02:52	21	14
3rd	14:20	KSU - McCray,Chrishon 65 yd pass from Ulatowski,Tommy (Hryszko,Will kick) 2 plays, 75 yards, TOP 00:40	21	21
3rd	07:10	EMU - Snyder,Cole 2 yd run (Gomez,Jesus kick), 3 plays, 30 yards, TOP 00:56	28	21
3rd	04:02	EMU - Gomez,Jesus 26 yd field goal 8 plays, 26 yards, TOP 02:54	31	21
3rd	01:51	EMU - Singleton,Oran 5 yd pass from Snyder,Cole (Gomez,Jesus kick) 3 plays, 24 yards, TOP 00:42	38	21
4th	13:56	EMU - Mimms, III,Delbert 27 yd run (Gomez,Jesus kick), 3 plays, 45 yards, TOP 00:57	45	21
4th	09:12	KSU - McCray,Chrishon 68 yd pass from Ulatowski,Tommy () 3 plays, 73 yards, TOP 01:04	45	27
4th	06:53	EMU - Brown,Deion 26 yd run (Gomez,Jesus kick), 4 plays, 47 yards, TOP 02:18	52	27
4th	04:06	KSU - Ulatowski,Tommy 4 yd run (), 7 plays, 75 yards, TOP 02:47	52	33

Kickoff Time: 03:33 PM **End of Game:** 07:15 PM **Duration:** 03:42
Referee: Williams,Billy **Line Judge:** Spryszak,Frank **Side Judge:** Cloud,Ken **Umpire:** Day,Roger
Back Judge: Foltz,William **Score Keeper:** Linesman: Shield,Marc **Field Judge:** Smith,Kendal
Temperature: 80 **Wind:** E 4mph **Weather:** Cloudy

Ball St. (2-4 , 1-2) -vs- Kent St. (0-6 , 0-2) 10/12/2024 at Kent, Ohio (Dix Stadium)

Date: 10/12/2024
Site: Kent, Ohio (Dix Stadium)
Attendance: 7,322

Score By Quarters	1st	2nd	3rd	4th	Total
BSU	10	10	7	10	37
KSU	0	7	7	21	35

Scoring Summary

Qtr	Time	Scoring Play	BSU	KSU
1st	12:14	BSU - Sloan,Braedon 1 yd run (Courville,Jackson kick), 5 plays, 35 yards, TOP 01:32	7	0
1st	05:38	BSU - Courville,Jackson 34 yd field goal 12 plays, 45 yards, TOP 06:02	10	0
2nd	14:54	KSU - McCray,Chrishon 24 yd pass from Ulatowski,Tommy (Hryszko,Will kick) 4 plays, 74 yards, TOP 00:57	10	7
2nd	06:49	BSU - Sloan,Braedon 1 yd run (Courville,Jackson kick), 6 plays, 44 yards, TOP 02:03	17	7
2nd	00:42	BSU - Courville,Jackson 35 yd field goal 10 plays, 55 yards, TOP 03:18	20	7
3rd	09:28	BSU - Magwood,Qian 13 yd pass from Semonza,Kadin (Courville,Jackson kick) 11 plays, 75 yards, TOP 05:32	27	7
3rd	05:47	KSU - Thomas,Ky 4 yd run (Hryszko,Will kick), 6 plays, 72 yards, TOP 03:31	27	14
4th	06:19	KSU - McCray,Chrishon 63 yd pass from Ulatowski,Tommy (Hryszko,Will kick) 6 plays, 84 yards, TOP 03:18	27	21
4th	03:19	BSU - Courville,Jackson 38 yd field goal 8 plays, 54 yards, TOP 03:00	30	21
4th	01:28	KSU - Floriea,Luke 18 yd pass from Ulatowski,Tommy (Hryszko,Will kick) 10 plays, 62 yards, TOP 01:46	30	28
4th	01:13	BSU - Pemberton,Vaughn 41 yd run (Courville,Jackson kick), 2 plays, 40 yards, TOP 00:14	37	28
4th	00:30	KSU - McCray,Chrishon 57 yd pass from Ulatowski,Tommy (Hryszko,Will kick) 4 plays, 77 yards, TOP 00:38	37	35

Kickoff Time: 12:02 PM **End of Game:** 03:27 PM **Duration:** 03:24
Referee: Valentine,Jeremy **Line Judge:** Williams,Michael **Side Judge:** Masterson,John **Umpire:** Steinke,William
Back Judge: Dingmann,Kurt **Score Keeper:** Linesman: Stabilo,Flore **Field Judge:** Dolphin,Pat
Temperature: 62 **Wind:** NE 5mph **Weather:** Cloudy

Kent St. (0-7 , 0-3) -vs- Bowling Green (3-4 , 2-1)
10/19/2024 at Bowling Green, Ohio (Doyt L. Perry Stadium)

Date: 10/19/2024
Site: Bowling Green, Ohio (Doyt L. Perry Stadium)
Attendance: 20,858

Score By Quarters	1st	2nd	3rd	4th	Total
KSU	3	3	0	0	6
BG	10	10	0	7	27

Scoring Summary

Qtr	Time	Scoring Play	KSU	BG
1st	05:29	BG - Long,Zach 32 yd field goal 9 plays, 84 yards, TOP 04:37	0	3
1st	03:15	KSU - Hryszko,Will 37 yd field goal 6 plays, 65 yards, TOP 02:09	3	3
1st	01:21	BG - Johnson Jr.,Malcolm 50 yd pass from Bazalak,Connor (Long,Zach kick) 5 plays, 75 yards, TOP 01:54	3	10
2nd	11:14	BG - Long,Zach 25 yd field goal 8 plays, 60 yards, TOP 03:39	3	13
2nd	02:46	KSU - Hryszko,Will 30 yd field goal 9 plays, 51 yards, TOP 03:56	6	13
2nd	00:23	BG - Anderson III,Lucian 2 yd run (Long,Zach kick), 10 plays, 73 yards, TOP 02:16	6	20
4th	06:32	BG - Johnson,Jamal 7 yd pass from Bazalak,Connor (Long,Zach kick) 9 plays, 63 yards, TOP 05:36	6	27

Kickoff Time: 03:32 PM **End of Game:** 06:42 PM **Duration:** 03:10
Referee: Sujack,Greg **Line Judge:** Diggs,Calvin **Side Judge:** Kerr,Marcel **Umpire:** Smith,Tony
Back Judge: Stout,Paul **Score Keeper:** Linesman: Swider,Jim **Field Judge:** Morning,Chuck
Temperature: 75 **Wind:** W 5mph **Weather:** Sunny

Kent State (0-8 , 0-4) -vs- Western Michigan (5-3 , 4-0)
10/26/2024 at Kalamazoo, Michigan (Waldo Stadium)

Date: 10/26/2024
Site: Kalamazoo, Michigan (Waldo Stadium)
Attendance: 23,537

Score By Quarters	1st	2nd	3rd	4th	Total
KSU	0	7	0	14	21
WMU	14	24	7	7	52

Scoring Summary

Qtr	Time	Scoring Play	KSU	WMU
1st	08:54	WMU - Dieudonne,Malique 3 yd pass from Wolff,Hayden (Zurak,Luka kick) 11 plays, 83 yards, TOP 06:06	0	7
1st	04:55	WMU - Nixon,Jaden 92 yd run (Zurak,Luka kick), 1 plays, 92 yards, TOP 00:20	0	14
2nd	11:42	WMU - Zurak,Luka 21 yd field goal 7 plays, 53 yards, TOP 03:30	0	17
2nd	08:55	WMU - Buckley,Jalen 2 yd run (Zurak,Luka kick), 4 plays, 52 yards, TOP 01:48	0	24
2nd	05:21	WMU - Buckley,Jalen 17 yd run (Zurak,Luka kick), 3 plays, 48 yards, TOP 01:39	0	31
2nd	03:54	WMU - Mack,Kaevion 17 yd pass from Wolff,Hayden (Zurak,Luka kick) 2 plays, 19 yards, TOP 00:40	0	38
2nd	00:10	KSU - Floriea,Luke 18 yd pass from Ulatowski,Tommy (Hryszko,Will kick) 1 plays, 33 yards, TOP 00:13	7	38
3rd	01:04	WMU - Bosma,Blake 10 yd pass from Wolff,Hayden (Zurak,Luka kick) 4 plays, 80 yards, TOP 01:39	7	45
4th	13:42	KSU - Etheridge,Jay Jay 16 yd pass from Ulatowski,Tommy (Hryszko,Will kick) 6 plays, 61 yards, TOP 02:22	14	45
4th	07:47	WMU - Lowry,Broc 14 yd run (Zurak,Luka kick), 11 plays, 78 yards, TOP 05:55	14	52
4th	00:20	KSU - Muldowney,Conner 7 yd pass from Ulatowski,Tommy (Hryszko,Will kick) 15 plays, 75 yards, TOP 07:27	21	52

Kickoff Time: 03:31 PM **End of Game:** 06:51 PM **Duration:** 03:20
Referee: Speciale,Andrew **Line Judge:** Haduch,AJ **Side Judge:** MacDonald,Scott **Umpire:**
Back Judge: Curry,Chris **Score Keeper:** Linesman: Stabilo,Fiore **Field Judge:** Burnet,Brad
Temperature: 56 **Wind:** NW 10mph **Weather:** Sunny

2024 SEASON REVIEW

Ohio (6-3 , 4-1) -vs- Kent St. (0-9 , 0-5)
11/06/2024 at Kent, Ohio (Dix Stadium)

Date: 11/06/2024
Site: Kent, Ohio (Dix Stadium)
Attendance: 5,662

Score By Quarters	1st	2nd	3rd	4th	Total
OHI	10	10	14	7	41
KSU	0	0	0	0	0

Scoring Summary

Qtr	Time	Scoring Play	OHI	KSU
1st	08:30	OHI - Spetic,Gianni 42 yd field goal 11 plays, 49 yards, TOP 05:09	3	0
1st	05:01	OHI - Tyus III,Anthony 19 yd run (Spetic,Gianni kick), 5 plays, 61 yards, TOP 01:54	10	0
2nd	11:54	OHI - Spetic,Gianni 36 yd field goal 6 plays, 18 yards, TOP 03:25	13	0
2nd	03:07	OHI - Navarro,Parker 3 yd run (Spetic,Gianni kick), 10 plays, 72 yards, TOP 05:16	20	0
3rd	14:47	OHI - Dennis,Eamonn 96 yd kickoff return (Spetic,Gianni kick)	27	0
3rd	06:52	OHI - Owen,Coleman 61 yd punt return (Spetic,Gianni kick)	34	0
4th	14:13	OHI - Butler,Bryce 7 yd pass from Poulos,Nick (Spetic,Gianni kick) 6 plays, 79 yards, TOP 03:14	41	0

Kickoff Time: 07:02 PM End of Game: 10:11 PM Duration: 03:08
Referee: Williams,Billy Line Judge: Stabilo,Flore Side Judge: Cloud,Kenneth Umpire: Smith,Tony
Back Judge: Foltz,William Score Keeper: Linesman: Shield,Marc Field Judge: Smith,Kendal
Temperature: 58 Wind: SW 3mph Weather: Cloudy

Kent St. (0-10 , 0-6) -vs- Miami (OH) (6-4 , 5-1)
11/13/2024 at Oxford, Ohio (Fred C. Yager)

Date: 11/13/2024
Site: Oxford, Ohio (Fred C. Yager)
Attendance: 5,328

Score By Quarters	1st	2nd	3rd	4th	Total
KSU	7	0	0	0	7
MIA	10	7	14	3	34

Scoring Summary

Qtr	Time	Scoring Play	KSU	MIA
1st	13:40	KSU - McCray,Chrishon 11 yd pass from Ulatowski,Tommy (Hryszko,Will kick) 3 plays, 25 yards, TOP 01:01	7	0
1st	08:09	MIA - Virgil,Reggie 69 yd pass from Gabbert,Brett (Dzioban,Dom kick) 1 plays, 69 yards, TOP 00:11	7	7
1st	03:19	MIA - Dzioban,Dom 45 yd field goal 9 plays, 42 yards, TOP 03:38	7	10
2nd	11:18	MIA - Tracy,Javon 34 yd pass from Gabbert,Brett (Dzioban,Dom kick) 3 plays, 77 yards, TOP 01:32	7	17
3rd	09:52	MIA - Davis,Kevin 6 yd run (Dzioban,Dom kick), 7 plays, 60 yards, TOP 03:56	7	24
3rd	00:02	MIA - Mozee,Keyon 74 yd run (Dzioban,Dom kick), 2 plays, 75 yards, TOP 00:53	7	31
4th	11:40	MIA - Dzioban,Dom 25 yd field goal 5 plays, 15 yards, TOP 03:00	7	34

Kickoff Time: 07:02 PM End of Game: 10:44 PM Duration: 03:42
Referee: Sujack,Greg Line Judge: Spryszak,Frank Side Judge: Fahnestock,Rick Umpire: Barksdale,Dalton
Back Judge: Foltz,William Score Keeper: Linesman: Swider,Jim Field Judge: Morning,Chuck
Temperature: 51 Wind: NW 10mph Weather: Cloudy

Akron (3-8 , 2-5) -vs- Kent St. (0-11 , 0-7)
11/19/2024 at Kent, Ohio (Dix Stadium)

Date: 11/19/2024
Site: Kent, Ohio (Dix Stadium)
Attendance: 6,768

Score By Quarters	1st	2nd	3rd	4th	Total
AKR	10	13	15	0	38
KSU	7	3	0	7	17

Scoring Summary

Qtr	Time	Scoring Play	AKR	KSU
1st	13:31	KSU - Floriea,Luke 80 yd pass from Ulatowski,Tommy (Hryszko,Will kick) 3 plays, 84 yards, TOP 01:20	0	7
1st	10:34	AKR - Smith,Garrison 43 yd field goal 7 plays, 42 yards, TOP 02:50	3	7
1st	04:15	AKR - Bullock,Tahj 3 yd run (Smith,Garrison kick), 8 plays, 50 yards, TOP 03:54	10	7
2nd	13:05	AKR - Kellom,Charles 13 yd run (Smith,Garrison kick), 7 plays, 91 yards, TOP 03:58	17	7
2nd	08:35	KSU - Hryszko,Will 40 yd field goal 8 plays, 53 yards, TOP 04:30	17	10
2nd	06:01	AKR - Smith,Garrison 26 yd field goal 9 plays, 62 yards, TOP 02:31	20	10
2nd	00:00	AKR - Smith,Garrison 27 yd field goal 9 plays, 89 yards, TOP 01:43	23	10
3rd	10:52	AKR - Bullock,Tahj 8 yd run (Smith,Garrison kick), 9 plays, 65 yards, TOP 04:08	30	10
3rd	04:17	AKR - Rush,Jarvis 36 yd pass from Finley,Ben (Kellom,Charles pass) 7 plays, 81 yards, TOP 04:38	38	10
4th	05:08	KSU - McCray,Chrishon 37 yd pass from Ulatowski,Tommy (Hryszko,Will kick) 4 plays, 59 yards, TOP 01:16	38	17

Kickoff Time: 07:03 PM **End of Game:** 10:34 PM **Duration:** 03:31
Referee: Packowski,Matt **Line Judge:** Schildmeyer,Gary **Side Judge:** Pasold,Jeff **Umpire:** Denker,Brett
Back Judge: Pistone,Amy **Score Keeper:** Lowenberg,Michael **Field Judge:** Robinson,Nate
Temperature: 56 **Wind:** S 4mph **Weather:** Cloudy

Kent St. (0-12 , 0-8) -vs- Buffalo (8-4 , 6-2)
11/26/2024 at Amherst, New York (UB Stadium)

Date: 11/26/2024
Site: Amherst, New York (UB Stadium)
Attendance: 11,916

Score By Quarters	1st	2nd	3rd	4th	Total
KSU	0	0	7	0	7
BUF	13	13	7	10	43

Scoring Summary

Qtr	Time	Scoring Play	KSU	BUF
1st	11:41	BUF - Ogbonna,C.J. 12 yd run (Bellenfant,Upton kick), 11 plays, 75 yards, TOP 03:19	0	7
1st	05:35	BUF - Barr,Tadd 39 yd pass from Ogbonna,C.J. () 9 plays, 91 yards, TOP 04:12	0	13
2nd	12:39	BUF - Snow,Victor 18 yd pass from Ogbonna,C.J. () 4 plays, 54 yards, TOP 01:40	0	19
2nd	03:20	BUF - Henderson,AI-Jay 20 yd run (Bellenfant,Upton kick), 6 plays, 65 yards, TOP 03:01	0	26
3rd	11:24	KSU - Floriea,Luke 27 yd pass from Ulatowski,Tommy (Hryszko,Will kick) 4 plays, 39 yards, TOP 01:36	7	26
3rd	06:40	BUF - Ogbonna,C.J. 11 yd run (Bellenfant,Upton kick), 6 plays, 41 yards, TOP 01:34	7	33
4th	14:47	BUF - Bellenfant,Upton 42 yd field goal 9 plays, 49 yards, TOP 03:43	7	36
4th	05:17	BUF - Cuff,Javien 24 yd pass from Ogbonna,C.J. (Bellenfant,Upton kick) 4 plays, 42 yards, TOP 02:07	7	43

Kickoff Time: 07:02 PM **End of Game:** 10:02 PM **Duration:** 03:00
Referee: Edwards,Rich **Line Judge:** Mattaway,Samuel **Side Judge:** Flesch,Jared **Umpire:** Montgomery,Dan
Back Judge: Foltz,William **Score Keeper:** Banks,Matthew **Field Judge:** Wojcikiewicz,Jim
Temperature: 41 **Wind:** SW 12mph **Weather:** Clear

2024 Kent State University Football Overall Statistics (as of Dec 12, 2024)

Team Statistics	KSU	OPP	Conf	Date	Opponent	WL	Score	Record	Time	Attend
SCORING	150	506		08/31/2024	at Pitt	L	24-55	0-1 , 0-0	03:26	44,616
Points Per Game	13.64	46.00		09/14/2024	at Tennessee	L	0-71	0-3 , 0-0	03:09	101,915
FIRST DOWNS	139	301		09/21/2024	at Penn St.	L	0-56	0-4 , 0-0	03:19	109,526
Rushing	57	149	*	09/28/2024	EASTERN MICH.	L	33-52	0-5 , 0-1	03:42	10,899
Passing	61	130	*	10/12/2024	BALL ST.	L	35-37	0-6 , 0-2	03:24	7,322
Penalty	21	22	*	10/19/2024	at Bowling Green	L	6-27	0-7 , 0-3	03:10	20,858
RUSHING YARDAGE	845	2972	*	10/26/2024	at Western Michigan	L	21-52	0-8 , 0-4	03:20	23,537
Yards gained	1300	3143	*	11/06/2024	OHIO	L	0-41	0-9 , 0-5	03:08	5,662
Yards lost	455	171	*	11/13/2024	at Miami (OH)	L	7-34	0-10 , 0-6	03:42	5,328
Attempts	365	492	*	11/19/2024	AKRON	L	17-38	0-11 , 0-7	03:31	6,768
Avg Per Attempt	2.3	6.0	*	11/26/2024	at Buffalo	L	7-43	0-12 , 0-8	03:00	11,916
Avg Per Game	76.8	270.2								
TDs Rushing	3	35	* = Conference game							
PASSING YARDAGE	1663	2818								
Att-Comp-Int	255-116-12	324-215-4								
Avg Per Attempt	6.52	8.70								
Avg Per Catch	14.34	13.11								
Avg Per Game	151.18	256.18								
TDs Passing	16	26								
TOTAL OFFENSE	2508	5790								
Total Plays	620	816								
Avg Per Play	4.0	7.1								
Avg Per Game	228.0	526.4								
KICK RETURNS: #-YARDS	29-529	15-376								
PUNT RETURNS: #-YARDS	3-16	25-420								
INT RETURNS: #-YARDS	4-73	12-76								
KICK RETURN AVERAGE	18.24	25.07								
PUNT RETURN AVERAGE	5.33	16.80								
INT RETURN AVERAGE	18.25	6.33								
FUMBLES-LOST	19-7	11-6								
PENALTIES-YARDS	59-429	63-600								
Avg Per Game	39.00	54.55								
PUNTS-YARDS	76-3168	31-1217								
Avg Per Punt	41.68	39.26								
Net Punt Avg	35.89	38.74								
KICKOFFS-YARDS	32-1950	92-5675								
Avg Per Kick	60.94	61.68								
Net Kick Avg	42.31	46.15								
TIME OF POSSESSION	04:56:54	06:03:06								
Per Game	26:59	33:01								
3RD-DOWN CONVERSIONS	27-142	72-146								
3rd-Down Pct	19.01%	49.32%								
4TH-DOWN CONVERSIONS	7-18	8-16								
4th-Down Pct	38.89%	50.00%								
SACKS BY-YARDS	16-81	42-240								
MISC YARDS	0	0								
TOUCHDOWNS SCORED	20	64								
FIELD GOALS-ATTEMPTS	4-7	19-23								
ON-SIDE KICKS	1-5	1-1								
RED-ZONE SCORES	12-13	56-62								
RED-ZONE TOUCHDOWNS	8-13	43-62								
PAT-ATTEMPTS	18-18	61-61								
ATTENDANCE	30,651	317,696								
Dates-Avg Per Date	4-7,663	7-45,385								
Neutral Site #-Avg	-	0-0								

Score by Quarters	1st	2nd	3rd	4th	Total
Kent St.	31	34	31	54	150
Opponents	142	164	112	88	506

2024 Kent State University Football Overall Statistics (as of Dec 12, 2024)

#	Rushing	GP	ATT	GAIN	LOSS	NET	AVG	TD	LG	AVG/G
3	Thomas, Ky	10	124	555	45	510	4.1	1	38	51.00
84	Kimbrough, Jahzae	8	27	123	9	114	4.2	0	18	14.25
24	Douglas, Curtis	8	39	126	14	112	2.9	0	19	14.00
33	Harris, Ayden	4	29	112	2	110	3.8	1	13	27.50
11	Sherrrod, JD	2	13	72	5	67	5.2	0	30	33.50
35	Lowe, Jordan	5	15	45	2	43	2.9	0	13	8.60
2	McCray, Chrishon	10	3	24	4	20	6.7	0	19	2.00
0	Floriea, Luke	11	1	17	0	17	17.0	0	10	1.55
21	Wolford, Cade	3	4	10	0	10	2.5	0	4	3.33
17	Tomlinson, Ruel	4	28	54	47	7	0.3	0	13	1.75
57	Morell, Dustyn	10	0	0	0	0	0.0	0	0	0.00
20	Hicks, Marques	1	3	0	5	-5	-1.7	0	0	-5.00
14	Ulatowski, Tommy	9	60	159	186	-27	-0.5	1	34	-3.00
15	Kargman, Devin	3	7	3	35	-32	-4.6	0	3	-10.67
	Team	11	12	0	101	-101	-8.4	0	0	-9.18
Total		11	365	1300	455	845	2.3	3	38	76.82
Opponents		11	492	3143	171	2972	6.0	35	92	270.18

#	Passing	GP	Rating	COMP-ATT-INT	PCT	YDS	TD	LG	AVG/G
14	Ulatowski, Tommy	9	127.69	80-174-8	45.98%	1333	14	80	148.11
15	Kargman, Devin	3	108.35	23-44-1	52.27%	239	2	41	79.67
17	Tomlinson, Ruel	4	46.90	11-28-2	39.29%	73	0	18	18.25
11	Sherrrod, JD	2	50.17	2-7-0	28.57%	18	0	13	9.00
0	Floriea, Luke	11	-200.00	0-1-1	0.00%	0	0	0	0.00
2	McCray, Chrishon	10	0.00	0-1-0	0.00%	0	0	0	0.00
Total		11	111.57	116-255-12	45.49%	1663	16	80	151.18
Opponents		11	163.43	215-324-4	66.36%	2818	26	69	256.18

#	Receiving	GP	NO	YDS	AVG	TD	LG	AVG/G
2	McCray, Chrishon	10	35	660	18.86	8	68	66.00
0	Floriea, Luke	11	38	596	15.68	6	80	54.18
25	Etheridge, Jay Jay	9	12	118	9.83	1	37	13.11
22	Martin, Dashawn	9	6	90	15.00	0	27	10.00
89	Muldowney, Conner	11	4	44	11.00	1	24	4.00
80	King, Stanley	8	3	34	11.33	0	14	4.25
3	Thomas, Ky	10	6	27	4.50	0	9	2.70
84	Kimbrough, Jahzae	8	5	24	4.80	0	11	3.00
13	Banks, Ardell	7	2	20	10.00	0	13	2.86
82	Harris, Wayne	3	3	19	6.33	0	7	6.33
44	Skehan, Charlie	9	1	18	18.00	0	18	2.00
19	Fisher, Ali	2	1	13	13.00	0	13	6.50
24	Douglas, Curtis	8	0	0	NaN	0	0	0.00
21	Wolford, Cade	3	0	0	NaN	0	0	0.00
Total		11	116	1663	14.34	16	80	151.18
Opponents		11	215	2815	13.09	26	69	255.91

#	Punt Returns	NO	YRDS	AVG	TD	LG
0	Floriea, Luke	3	16	5.33	0	12
Total		3	16	5.33	0	12
Opponents		25	420	16.80	2	78

#	Interceptions	NO	YRDS	AVG	TD	LG
1	Branch, Alex	1	60	60.00	0	60
11	Olds, Kameron	1	13	13.00	0	13
32	Studio, Jayden	1	0	0.00	0	0
10	Williams, Canaan	1	0	0.00	0	0
Total		4	73	18.25	0	60
Opponents		12	76	6.33	0	26

#	Kick Returns	NO	YRDS	AVG	TD	LG
22	Martin, Dashawn	18	400	22.22	0	39
0	Floriea, Luke	4	56	14.00	0	25
26	Awolowo, J.B.	4	44	11.00	0	17
84	Kimbrough, Jahzae	2	27	13.50	0	14
13	Banks, Ardell	1	2	2.00	0	2
Total		29	529	18.24	0	39
Opponents		15	376	25.07	1	96

#	Fumble Returns	NO	YRDS	AVG	TD	LG
23	Muhammad, Naim	1	34	34.00	1	34
Total		1	34	34.00	1	34
Opponents		0	0	0	0	0

2024 Kent State University Football
Overall Statistics (as of Dec 12, 2024)

#	Scoring			PAT					SAF	PTS
		TD	FG	KICK	RUSH	RCV	PASS	DXP		
2	McCray, Chrishon	8	—	—	—	—	—	—	—	48
0	Floriea, Luke	6	—	—	—	—	—	—	—	36
47	Hryszko, Will	—	3	15-15	—	—	—	—	—	24
25	Etheridge, Jay Jay	1	—	—	—	—	—	—	—	6
60	Glass , Andrew	—	1	3-3	—	—	—	—	—	6
33	Harris, Ayden	1	—	—	0-1	—	—	—	—	6
23	Muhammad, Naim	1	—	—	—	—	—	—	—	6
89	Muldowney, Conner	1	—	—	—	—	—	—	—	6
3	Thomas, Ky	1	—	—	—	—	—	—	—	6
14	Ulatowski, Tommy	1	—	—	—	—	0-1	—	—	6
Total		20	4	18-18	0-1	—	0-1	—	—	150
Opponents		64	19	61-61	—	1	1-3	—	1	506

#	Field Goals	FGM-FGA	PCT	I20	20-29	30-39	40-49	50+	LG	BLK
60	Glass , Andrew	1-2	50.00%	0-0	0-0	1-1	0-0	0-1	36	0
47	Hryszko, Will	3-5	60.00%	0-0	0-0	2-2	1-3	0-0	40	0
Total		4-7	57.14%	0-0	0-0	3-3	1-3	0-1	40	0
Opponents		19-23	82.61%	0-1	2-3	7-8	8-9	2-2	50	0

FG Sequence	Kent St.	Opponents
Pitt	(36)	(50),(39)
Tennessee	51	(36),(21)
Penn St.	-	-
Eastern Mich.	-	57,(26)
Ball St.	45	(34),(35),(38)
Bowling Green	(37),(30)	(32),(25),48
Western Michigan	-	(21)
Ohio	-	(42),(36),55
Miami (OH)	41	(45),49,(25)
Akron	(40)	(43),(26),(27)
Buffalo	-	(42)

Numbers in (parentheses) indicate field goal was made.

#	Total Offense	G	Plays	Rush	Pass	Total	AVG/G
14	Ulatowski, Tommy	9	234	-27	1333	1306	145.11
3	Thomas, Ky	10	124	510	0	510	51.00
15	Kargman, Devin	3	51	-32	239	207	69.00
84	Kimbrough, Jahzae	8	27	114	0	114	14.25
24	Douglas, Curtis	8	39	112	0	112	14.00
33	Harris, Ayden	4	29	110	0	110	27.50
11	Sherrod, JD	2	20	67	18	85	42.50
17	Tomlinson, Ruel	4	56	7	73	80	20.00
35	Lowe, Jordan	5	15	43	0	43	8.60
2	McCray, Chrishon	10	4	20	0	20	2.00
0	Floriea, Luke	11	2	17	0	17	1.55
21	Wolford, Cade	3	4	10	0	10	3.33
20	Hicks, Marques	1	3	-5	0	-5	-5.00
Team		11	12	-101	0	-101	-9.18
Total		11	620	845	1663	2508	228.00
Opponents		11	816	2972	2818	5790	526.36

#	Punting	NO	YDS	AVG	LG	TB	FC	I20	50+	BLK
96	Smith, Josh	76	3168	41.68	61	1	27	24	10	0
Total		76	3168	41.68	61	1	27	24	10	0
Opponents		31	1217	39.26	61	0	14	12	3	0

#	Kickoffs	NO	YDS	AVG	TB	OB
60	Glass , Andrew	8	510	63.8	2	0
47	Hryszko, Will	24	1440	60.0	9	2
Total		32	1950	60.9	11	2
Opponents		92	5675	61.7	45	3

2024 Kent State University Football Overall Statistics (as of Dec 12, 2024)

#	All Purpose	G	RUSH	RCV	PR	KR	IR	Total	AVG/G
0	Floriea, Luke	11	17	596	16	56	0	685	62.27
2	McCray, Chrishon	10	20	660	0	0	0	680	68.00
3	Thomas, Ky	10	510	27	0	0	0	537	53.70
22	Martin, Dashawn	9	0	90	0	400	0	490	54.44
84	Kimbrough, Jahzae	8	114	24	0	27	0	165	20.63
25	Etheridge, Jay Jay	9	0	118	0	0	0	118	13.11
24	Douglas, Curtis	8	112	0	0	0	0	112	14.00
33	Harris, Ayden	4	110	0	0	0	0	110	27.50
11	Sherrod, JD	2	67	0	0	0	0	67	33.50
1	Branch, Alex	3	0	0	0	0	60	60	20.00
89	Muldowney, Conner	11	0	44	0	0	0	44	4.00
26	Awolowo, J.B.	7	0	0	0	44	0	44	6.29
35	Lowe, Jordan	5	43	0	0	0	0	43	8.60
80	King, Stanley	8	0	34	0	0	0	34	4.25
13	Banks, Ardell	7	0	20	0	2	0	22	3.14
82	Harris, Wayne	3	0	19	0	0	0	19	6.33
44	Skehan, Charlie	9	0	18	0	0	0	18	2.00
19	Fisher, Ali	2	0	13	0	0	0	13	6.50
11	Olds, Kameron	11	0	0	0	0	13	13	1.18
21	Wolford, Cade	3	10	0	0	0	0	10	3.33
17	Tomlinson, Ruel	4	7	0	0	0	0	7	1.75
20	Hicks, Marques	1	-5	0	0	0	0	-5	-5.00
14	Ulatowski, Tommy	9	-27	0	0	0	0	-27	-3.00
15	Kargman, Devin	3	-32	0	0	0	0	-32	-10.67
	Team	11	-101	0	0	0	0	-101	-9.18
	Total	11	845	1663	16	529	73	3126	284.18
	Opponents	11	2972	2815	420	376	76	6659	605.36

2024 Kent State University Football Overall Statistics (as of Dec 12, 2024)

#	Defensive Leaders	GP	Tackles				Sacks NO-YDS	Pass Defense			Fumbles		Blocked	
			Solo	ASST	TOT	TFL-YDS		INT-YDS	BU	QBH	RCV-YDS	FF	KICK	SAF
20	Baka, Josh	11	54	30	84.0	2.5-5	—	—	5	—	1-0	—	—	—
13	Tucker, Tevin	10	38	27	65.0	2.0-5	—	—	2	—	—	1	—	—
45	Woods, Mason	11	24	39	63.0	3.0-6	—	—	1	—	—	—	—	—
7	Harmon, Matt	11	22	29	51.0	6.5-18	2.0-8	—	1	3	—	—	—	—
4	Nicholl, Rocco	7	27	23	50.0	—	—	—	1	1	—	—	—	—
6	Daley, Stephen	11	26	19	45.0	8.0-26	4.0-16	—	3	6	—	1	—	—
10	Williams, Canaan	10	17	25	42.0	2.5-9	—	1-0	1	1	—	—	—	—
8	Johns, Khalib	10	20	16	36.0	1.5-1	—	—	—	1	—	1	—	—
11	Olds, Kameron	11	22	14	36.0	4.5-29	4.0-28	1-13	—	1	—	—	—	—
32	Studio, Jayden	9	23	12	35.0	2.0-7	—	1-0	1	1	—	1	—	—
31	Young, CJ	9	21	13	34.0	2.0-3	1.0-2	—	—	—	1-0	—	—	—
15	Branch, Dallas	9	12	10	22.0	—	—	—	3	—	—	—	—	—
23	Muhammad, Naim	10	17	5	22.0	2.0-11	1.0-10	—	3	1	1-34	—	—	—
19	Dotson, Jaylen	10	11	10	21.0	—	—	—	2	—	—	—	—	—
57	Hamdan, Zaid	7	11	10	21.0	2.5-7	—	—	—	—	—	—	—	—
43	Brown, Nylan	10	9	11	20.0	0.5-2	—	—	—	1	—	2	—	—
22	Rawlison, Jaire	5	10	10	20.0	—	—	—	1	—	—	—	—	—
53	Beatty, Kaden	10	8	8	16.0	2.0-7	1.0-6	—	1	—	—	—	—	—
1	Branch, Alex	3	10	6	16.0	—	—	1-60	—	—	—	—	—	—
57	Hamden, Zaid	4	4	11	15.0	1.5-6	1.0-6	—	—	1	—	—	—	—
17	Carroll, Mattheus	9	5	9	14.0	2.0-3	1.0-2	—	—	—	—	—	—	—
29	Hale, Armahn	4	10	3	13.0	—	—	—	—	—	—	—	—	—
56	Landry, Keenan	8	5	8	13.0	0.5-1	—	—	—	—	1-0	1	—	—
97	Gibson, Lavell	10	5	4	9.0	1.0-3	1.0-3	—	—	3	—	—	—	—
12	Boamah, Joel	6	6	2	8.0	—	—	—	—	—	—	—	—	—
33	Buchanan, Martell	4	3	5	8.0	0.5-2	—	—	—	—	—	—	—	—
36	Cuva, Nick	5	3	5	8.0	—	—	—	—	—	—	—	—	—
14	Billotte, Oliver	4	—	7	7.0	—	—	—	1	—	—	—	—	—
95	Campbell Jr., Antoine	10	4	3	7.0	1.5-5	—	—	2	1	—	—	—	—
95	Campbell Jr., Antoine	10	4	3	7.0	1.5-5	—	—	2	1	—	—	—	—
59	Maddox, Mason	6	1	5	6.0	0.5-1	—	—	—	—	—	—	—	—
26	Awolowo, J.B.	7	4	1	5.0	—	—	—	—	—	—	—	—	—
50	Dial, Garrett	2	1	2	3.0	—	—	—	—	—	—	—	—	—
84	Kimbrough, Jahzae	8	3	—	3.0	—	—	—	—	—	—	—	—	—
44	Skehan, Charlie	9	2	—	2.0	—	—	—	—	—	—	—	—	—
58	Atha, Robert	8	1	—	1.0	—	—	—	—	—	—	—	—	—
85	Brown, Sebastian	3	1	—	1.0	—	—	—	—	—	—	—	—	—
52	Burgess, Aiden	4	—	1	1.0	—	—	—	—	—	—	—	—	—
81	Dorsey, Dash	7	—	1	1.0	—	—	—	—	—	—	—	—	—
0	Floriea, Luke	11	1	—	1.0	—	—	—	—	—	—	—	—	—
88	Hazime, Mohammed	5	1	—	1.0	—	—	—	—	—	—	—	—	—
20	Hicks, Marques	1	1	—	1.0	—	—	—	—	—	—	—	—	—
22	Martin, Dashawn	9	1	—	1.0	—	—	—	—	—	—	—	—	—
2	McCray, Chrishon	10	1	—	1.0	—	—	—	—	—	—	—	—	—
38	Robinson, Clinton	4	1	—	1.0	—	—	—	—	—	1-0	—	—	—
93	Roy, Jaihien	1	1	—	1.0	—	—	—	—	—	—	—	—	—
3	Thomas, Ky	10	1	—	1.0	—	—	—	—	—	—	—	—	—
13	Banks, Ardell	7	—	—	—	—	—	—	—	—	—	—	—	—
28	Bishop, Brodyn	4	—	—	—	—	—	—	—	—	1-0	—	—	—
25	Etheridge, Jay Jay	9	—	—	—	—	—	—	—	—	—	—	—	—
60	Glass , Andrew	3	—	—	—	—	—	—	—	—	—	—	—	—
33	Harris, Ayden	4	—	—	—	—	—	—	—	—	—	—	—	—
47	Hryszko, Will	8	—	—	—	—	—	—	—	—	—	—	—	—
15	Kargman, Devin	3	—	—	—	—	—	—	—	—	—	—	—	—
89	Muldowney, Conner	11	—	—	—	—	—	—	—	—	—	—	—	—
TM	Team	11	—	—	—	—	—	—	—	—	—	—	—	—
14	Ulatowski, Tommy	9	—	—	—	—	—	—	—	—	—	—	—	—
Total		11	452	387	839.0	50.5-162	16.0-81	4-73	30	22	6-34	7	—	—
Opponents		11	294	326	620.0	90.0-346	42.0-240	12-76	35	50	7-0	10	—	1

NCAA Statistics

Florida A&M - 2023-24 Football Ranking Summary thru games 01/07/2024

Statistic	National Rank	Conference Rank	Value	National Leader	Value	Conference Leader	Value
3rd Down Conversion Pct (122 ranked)	49	2	0.397	South Dakota St.	0.535	Alabama A&M	0.409
3rd Down Conversion Pct Defense (122 ranked)	2	1	0.282	Merrimack	0.228	Florida A&M	0.282
4th Down Conversion Pct (121 ranked)	35	4	0.571	South Dakota St.	0.818	Jackson St.	0.722
4th Down Conversion Pct Defense (121 ranked)	41	5	0.500	Ark.-Pine Bluff	0.077	Ark.-Pine Bluff	0.077
Blocked Kicks (70 ranked)	44	7	2	New Hampshire	11	Alabama St.	5
Blocked Kicks Allowed (122 ranked)	97	8	4	19 teams tied	0	Grambling Jackson St.	1 1
Blocked Punts (18 ranked)	18	1	1	ETSU New Hampshire Yale	5 5 5	7 teams tied	1
Blocked Punts Allowed (122 ranked)	55	6	1	54 teams tied	0	5 teams tied	0
Completion Percentage (122 ranked)	78	7	0.571	Samford	0.717	Alabama St.	0.658
Defensive TDs (54 ranked)	4	1	4	Mercer Richmond San Diego	5 5 5	Florida A&M Grambling	4 4
Fewest Penalties (122 ranked)	122	12	112	Northwestern St.	27	Bethune-Cookman	49
Fewest Penalties Per Game (122 ranked)	119	10	8.62	Harvard	3.40	Bethune-Cookman	4.45
Fewest Penalty Yards (122 ranked)	122	12	1,008	Northwestern St.	245	Bethune-Cookman	389
Fewest Penalty Yards Per Game (122 ranked)	117	9	77.54	Harvard	29.40	Bethune-Cookman	35.36
First Downs Defense (122 ranked)	39	6	207	Northwestern St.	110	Alabama St.	184
First Downs Offense (122 ranked)	12	1	265	South Dakota St.	328	Florida A&M	265
Fumbles Lost (122 ranked)	70	4	8	Harvard	1	Alcorn Prairie View	5 5
Fumbles Recovered (122 ranked)	46	8	7	Alabama A&M Drake	15 15	Alabama A&M	15
Kickoff Return Defense (122 ranked)	64	7	19.48	Columbia	12.87	Alcorn	13.61
Kickoff Returns (122 ranked)	77	6	18.74	North Dakota	27.83	Texas Southern	20.26
Net Punting (122 ranked)	27	2	38.04	Montana St.	43.65	Southern U.	38.79
Passes Had Intercepted (122 ranked)	78	9	11	Fordham	1	Jackson St.	4
Passes Intercepted (119 ranked)	4	1	17	North Dakota St.	21	Jackson St. Florida A&M	17 17
Passing Offense (122 ranked)	33	1	236.5	Idaho St.	330.1	Florida A&M	236.5
Passing Yards Allowed (122 ranked)	7	1	166.8	Sacred Heart	132.8	Florida A&M	166.8
Passing Yards per Completion (122 ranked)	19	3	13.49	Villanova	17.09	Prairie View	15.57
Punt Return Defense (122 ranked)	34	1	5.19	Samford	0.40	Florida A&M	5.19
Punt Returns (122 ranked)	16	2	14.04	Austin Peay	21.27	Alabama A&M	15.86
Red Zone Defense (122 ranked)	9	2	0.714	South Dakota St.	0.588	Southern U.	0.676
Red Zone Offense (122 ranked)	80	7	0.761	South Dakota St.	0.965	Bethune-Cookman	0.840
Rushing Defense (122 ranked)	4	1	94.0	UAlbany	87.6	Florida A&M	94.0
Rushing Offense (122 ranked)	72	7	138.1	Davidson	308.7	Texas Southern	191.5
Sacks Allowed (122 ranked)	20	1	1.31	Dartmouth	0.50	Florida A&M	1.31
Scoring Defense (122 ranked)	3	2	15.2	South Dakota St.	9.3	Alabama St.	14.5
Scoring Offense (122 ranked)	25	1	30.6	Davidson	40.0	Florida A&M	30.6
Tackles for Loss Allowed (122 ranked)	56	3	5.46	South Dakota St.	2.73	Alcorn	5.00
Team Passing Efficiency (122 ranked)	47	4	134.56	South Dakota St.	174.26	Alabama St.	142.99
Team Passing Efficiency Defense (122 ranked)	1	1	102.48	Florida A&M	102.48	Florida A&M	102.48
Team Sacks (122 ranked)	10	1	2.85	Montana St.	3.42	Florida A&M	2.85
Team Tackles for Loss (121 ranked)	3	1	7.8	Gardner-Webb	8.1	Florida A&M	7.8
Time of Possession (122 ranked)	18	1	31:49	Youngstown St.	35:06	Florida A&M	31:49
Total Defense (122 ranked)	2	1	260.8	South Dakota St.	257.2	Florida A&M	260.8
Total Offense (122 ranked)	43	4	374.6	Western Caro.	504.1	Jackson St.	389.5
Turnover Margin (122 ranked)	36	5	0.38	Eastern Ill.	1.36	Alcorn	0.91
Turnovers Gained (121 ranked)	10	2	24	South Dakota St.	29	Alabama A&M	26
Turnovers Lost (122 ranked)	79	7	19	Kennesaw St.	5	Alcorn Jackson St.	13 13
Winning Percentage (117 ranked)	2	1	0.923	South Dakota St.	1.000	Florida A&M	0.923

2024 SEASON REVIEW

Statistic	Player	National Rank	Conference Rank	Value	National Leader	Value	Conference Leader	Value
All Purpose (200 ranked)	Marcus Riley	108	7	80.75	Dylan Laube, New Hampshire	209.50	LaDarius Owens, Texas Southern	168.09
Blocked Kicks (9 ranked)					Randall Harris, New Hampshire	5	Jaheem Hazel, Jackson St. Quintin Talley, Grambling	2 2
Combined Kick Returns (200 ranked)	Marcus Riley Jah'Marae Sheread	67 95	6 9	342 272	Devron Harper, Mercer	874	Robert McMinn, Alabama St.	579
Completion Percentage (99 ranked)	Jeremy Moussa	66	5	0.577	Kyle Wickersham, Richmond	0.726	Damon Stewart, Alabama St.	0.644
Completions Per Game (148 ranked)	Jeremy Moussa	37	2	17.83	Michael Hiers, Samford	28.73	Myles Crawley, Grambling	17.91
Field Goal Percentage (80 ranked)	Cameron Gillis	23	1	0.786	Will Leyland, South Dakota	1.000	Cameron Gillis, Florida A&M	0.786
Field Goals Per Game (127 ranked)	Cameron Gillis	48	2	0.85	Matthew Cook, UNI Patrick Nations, Eastern Ky.	1.73 1.73	Noah Kiani, Alcorn	1.18
Forced Fumbles (28 ranked)					Cadillac Rhone, Northwestern St.	0.50	Kelby Givens, Southern U.	0.36
Fumbles Recovered (21 ranked)	Allen Smith	3	1	3	Sam Buerkle, Fordham Wyatt Pedigo, North Dakota	4 4	4 players tied	3
Interceptions Per Game (116 ranked)	Deco Wilson Javan Morgan Eric Smith	60 95 95	7 10 10	0.3 0.2 0.2	Cole Wisniewski, North Dakota St.	0.6	Jaheem Hazel, Jackson St.	0.4
Kickoff Return TDs (4 ranked)	Marcus Riley	4	1	1	Taymon Cooke, N.C. A&T Donovan Wadley, Merrimack	3 3	Robert McMinn, Alabama St. Jailon Howard, Southern U. Marcus Riley, Florida A&M	1 1 1
Kickoff Returns (85 ranked)					Donovan Wadley, Merrimack	37.9	Maurice Lloyd, Ark.-Pine Bluff	23.5
Passes Defended (30 ranked)	Kendall Bohler	21	3	1.2	Russell Dandy, Eastern Ill.	1.7	Mikey Victor, Alabama St.	1.7
Passing Efficiency (99 ranked)	Jeremy Moussa	40	3	137.4	Mark Gronowski, South Dakota St.	179.7	Damon Stewart, Alabama St.	148.7
Passing TDs (136 ranked)	Jeremy Moussa	13	1	22	Reese Poffenbarger, UAlbany	36	Jeremy Moussa, Florida A&M	22
Passing Yards (150 ranked)	Jeremy Moussa Jaquez Yant	14 138	1 12	2,893 31	Reese Poffenbarger, UAlbany	3,603	Jeremy Moussa, Florida A&M	2,893
Passing Yards Per Game (150 ranked)	Jeremy Moussa Jaquez Yant	21 144	1 12	241.1 2.4	Max Brosmer, New Hampshire	313.5	Jeremy Moussa, Florida A&M	241.1
Passing Yards per Completion (99 ranked)	Jeremy Moussa	16	2	13.52	Darius Perrantes, Duquesne	17.74	Trazon Connley, Prairie View	15.40
Points Responsible For (200 ranked)	Jeremy Moussa Cameron Gillis	22 116	1 7	146 82	Reese Poffenbarger, UAlbany	246	Jeremy Moussa, Florida A&M	146
Points Responsible For Per Game (150 ranked)	Jeremy Moussa	30	1	12.2	Davius Richard, N.C. Central	21.3	Jeremy Moussa, Florida A&M	12.2
Punt Return TDs (7 ranked)	Lovie Jenkins	7	1	1	Junior Bergen, Montana	3	5 players tied	1
Punt Returns (35 ranked)	Jah'Marae Sheread	8	2	14.3	Kam Thomas, Austin Peay	22.3	Terrell Gardner, Alabama A&M	15.9
Punting (87 ranked)	Trey Wilhoit	5	2	44.2	Aidan Laros, UT Martin	47.3	Matt Noll, Jackson St.	44.3
Receiving TDs (116 ranked)	Marcus Riley	66	3	5	Jalen Coker, Holy Cross	15	Kisean Johnson, Alabama St. Lyndon Rash, Grambling	7 7
Receiving Yards (149 ranked)	Marcus Riley Jah'Marae Sheread	93 133	3 8	584 497	Dymere Miller, Monmouth	1,293	Kisean Johnson, Alabama St.	819
Receiving Yards Per Game (198 ranked)	Marcus Riley Jah'Marae Sheread	118 193	6 15	48.7 38.2	Dymere Miller, Monmouth	117.5	Kisean Johnson, Alabama St.	81.9
Receptions Per Game (196 ranked)	Jah'Marae Sheread	93	3	3.9	Chedon James, Idaho St.	9.3	Kisean Johnson, Alabama St.	6.2
Rush Yards Per Carry (126 ranked)					Jawarn Howell, South Carolina St.	7.93	LaDarius Owens, Texas Southern	6.78
Rushing TDs (123 ranked)	Terrell Jennings Jaquez Yant	28 67	2 5	10 7	Isaiah Davis, South Dakota St. Jordan Fuller, Holy Cross Davius Richard, N.C. Central	18 18 18	LaDarius Owens, Texas Southern	11
Rushing Yards (200 ranked)	Terrell Jennings Kelvin Dean	77 199	7 17	673 376	Isaiah Davis, South Dakota St.	1,578	LaDarius Owens, Texas Southern	1,370
Rushing Yards Per Game (200 ranked)	Terrell Jennings	112	7	51.8	Jaden Shirden, Monmouth	134.4	LaDarius Owens, Texas Southern	124.5
Sacks (182 ranked)	Anthony Dunn Jr Gentle Hunt Cherif Seye	41 77 130	6 8 14	0.62 0.46 0.38	Terrell Allen, Tennessee St.	1.32	Jacob Williams, Texas Southern	0.73
Scoring (199 ranked)	Cameron Gillis Terrell Jennings	56 157	1 8	6.3 4.6	Jordan Fuller, Holy Cross	11.4	Cameron Gillis, Florida A&M	6.3
Solo Tackles (22 ranked)					Micah Davey, McNeese	8.2	Rico Dozier, Ark.-Pine Bluff	5.4
Tackles For Loss (58 ranked)					Terrell Allen, Tennessee St.	2.5	Kelby Givens, Southern U.	1.9
Total Offense (200 ranked)	Jeremy Moussa	31	1	240.3	Max Brosmer, New Hampshire	325.0	Jeremy Moussa, Florida A&M	240.3
Total Points Scored (0 ranked)								
Total Tackles (195 ranked)	Isaiah Major	51	7	8.2	Micah Davey, McNeese	15.2	Rico Dozier, Ark.-Pine Bluff Colton Adams, Alabama St.	11.4 11.4
Total Touchdowns (116 ranked)	Terrell Jennings Jaquez Yant	44 116	3 6	10 7	Isaiah Davis, South Dakota St. Jordan Fuller, Holy Cross	19 19	LaDarius Owens, Texas Southern Kendric Rhymes, Southern U.	11 11
Yards per Pass Attempt (99 ranked)	Jeremy Moussa	27	3	7.80	Connor Watkins, Villanova	9.97	Trazon Connley, Prairie View	8.49
Yards per Reception (200 ranked)	Marcus Riley Kamari Young Jamari Gassett	33 41 134	5 6 13	17.18 16.44 13.33	Jaylan Sanchez, Villanova	25.57	Shemar Savage, Prairie View	22.40



HISTORY & RECORDS

Coaching Summary	67-70
Year-by-Year Results	71-76
All-Time vs. Opponents	77-81
Annual Team Statistics	82-83
Annual Individual Leaders	84-88
Team Season Records	89
Team Game Records	90
Individual Career Records	91-92
Individual Season Records	93-94
Individual Game Records	95-96
Miscellaneous Team/Individual Stats	97-98
Opening Game Results	99
Homecoming Results	100
All-Time Letterwinners	101-108
All-Time Assistant Coaches (Full-Time)	109
Honors and Awards	110-114
Golden Flashes in the Pros	115-116

COACHING SUMMARY

Season	Coach	Overall				Conference				Place	Postseason
		W	L	T	Pct.	W	L	T	Pct.		
1920	Paul G. Chandler	1	2	0	.333	--	--	--	--	--	
1921	Paul G. Chandler	0	2	1	.167	--	--	--	--	--	
1922	Paul G. Chandler	0	7	0	.000	--	--	--	--	--	
Chandler Totals (3 seasons)		1	11	1	.115	--	--	--	--	--	
1923	Frank Harsh	0	5	0	.000	--	--	--	--	--	
1924	Frank Harsh	0	4	0	.000	--	--	--	--	--	
Harsh Totals (2 seasons)		0	9	0	.000	--	--	--	--	--	
1925	Merle E. Wagoner	1	1	3	.500	--	--	--	--	--	
1926	Merle E. Wagoner	2	6	0	.333	--	--	--	--	--	
1927	Merle E. Wagoner	1	5	1	.214	--	--	--	--	--	
1928	Merle E. Wagoner	4	2	2	.625	--	--	--	--	--	
1929	Merle E. Wagoner	1	7	0	.143	--	--	--	--	--	
1930	Merle E. Wagoner	3	3	1	.500	--	--	--	--	--	
1931	Merle E. Wagoner	3	4	0	.429	--	--	--	--	--	
1932	Merle E. Wagoner	0	5	2	.143	0	5	2	.143	18th	
Wagoner Totals (8 seasons)		15	33	9	.342	0	5	2	.143		
1933	Joe Begala	2	2	3	.500	2	2	3	.500	10th	
1934	Joe Begala	2	3	3	.438	2	3	3	.438	11th	
Begala Totals (2 seasons)		4	5	6	.467	4	5	6	.467		
1935	G. Donald Starn	3	5	0	.375	2	5	0	.286	16th	
1936	G. Donald Starn	4	4	0	.500	4	2	0	.667	Sixth	
1937	G. Donald Starn	3	4	1	.438	3	3	1	.500	Ninth	
1938	G. Donald Starn	6	2	0	.750	3	2	0	.600	Eighth	
1939	G. Donald Starn	3	4	1	.438	1	3	1	.300	13th	
1940	G. Donald Starn	8	1	0	.889	4	0	0	1.000	Second	
1941	G. Donald Starn	2	5	1	.313	1	3	0	.333	12th	
1942	G. Donald Starn	5	3	0	.625	1	1	0	.500	Seventh	
Starn Totals (8 seasons)		34	28	3	.546	19	19	2	.500		
1943	No Team - WWII										
1944	No Team - WWII										
1945	No Team - WWII										
1946	Trevor J. Rees	6	2	0	.750	1	1	0	.500	Ninth	
1947	Trevor J. Rees	4	4	0	.500	2	1	0	.667	T-Fifth	
1948	Trevor J. Rees	6	2	1	.722	3	0	0	1.000	Third	
1949	Trevor J. Rees	5	3	0	.625	2	0	0	1.000	Third	
1950	Trevor J. Rees	5	4	0	.556	2	1	0	.667	Seventh	
1951	Trevor J. Rees	4	3	2	.556	2	1	0	.667	Third (MAC)	
1952	Trevor J. Rees	5	4	0	.556	2	2	0	.500	T-Fourth	
1953	Trevor J. Rees	7	2	0	.778	3	1	0	.750	Third	
1954	Trevor J. Rees	8	2	0	.800	4	1	0	.800	Second	Refrigerator Bowl
1955	Trevor J. Rees	6	2	1	.722	4	1	1	.750	T-Second	
1956	Trevor J. Rees	7	2	0	.778	4	2	0	.667	Third	
1957	Trevor J. Rees	3	6	0	.333	1	5	0	.167	Seventh	
1958	Trevor J. Rees	7	2	0	.778	5	1	0	.833	Second	
1959	Trevor J. Rees	5	3	0	.625	3	3	0	.500	Fourth	
1960	Trevor J. Rees	6	3	0	.667	4	2	0	.667	Third	

COACHING SUMMARY

1961	Trevor J. Rees	2	8	0	.200	1	5	0	.167	Seventh
1962	Trevor J. Rees	3	6	0	.333	2	4	0	.333	Fifth
1963	Trevor J. Rees	3	5	1	.389	1	5	0	.167	T-Sixth
Rees Totals (18 seasons)		92	63	5	.591	46	36	1	.560	
1964	Leo Strang	3	5	1	.389	1	4	1	.250	Sixth
1965	Leo Strang	5	4	1	.550	3	2	1	.583	T-Third
1966	Leo Strang	4	6	0	.400	2	4	0	.333	Fifth
1967	Leo Strang	4	6	0	.400	1	5	0	.167	Sixth
Strang Totals (4 seasons)		16	21	2	.436	7	15	2	.333	
1968	Dave Puddington	1	9	0	.100	1	5	0	.167	Sixth
1969	Dave Puddington	5	5	0	.500	1	4	0	.200	Sixth
1970	Dave Puddington	3	7	0	.300	1	4	0	.200	T-Fifth
Puddington Totals (3 seasons)		9	21	0	.300	3	13	0	.186	
1971	Don James	3	8	0	.273	0	5	0	.000	Sixth
1972	Don James	6	4	1	.591	4	1	0	.800	First
1973	Don James	9	2	0	.818	4	1	0	.800	Second
1974	Don James	7	4	0	.636	2	3	0	.400	T-Fourth
James Totals (4 seasons)		25	19	1	.567	10	10	0	.500	
1975	Dennis Fitzgerald	4	7	0	.364	1	6	0	.167	Eighth
1976	Dennis Fitzgerald	8	4	0	.667	6	2	0	.750	T-Second
1977	Dennis Fitzgerald	6	5	0	.545	5	4	0	.556	Sixth
Fitzgerald Totals (3 seasons)		18	16	0	.529	12	12	0	.500	
1978	Ron Blackledge	4	7	0	.364	2	6	0	.333	Eighth
1979	Ron Blackledge	1	10	0	.091	1	8	0	.111	10th
1980	Ron Blackledge	3	8	0	.273	3	6	0	.333	T-Eighth
Blackledge Totals (3 seasons)		8	25	0	.242	6	20	0	.231	
1981	Ed Chlebek	4	7	0	.364	3	6	0	.333	Seventh
1982	Ed Chlebek	0	11	0	.000	0	9	0	.000	10th
Chlebek Totals (2 season)		4	18	0	.182	3	15	0	.167	
1983	Dick Scesniak	1	10	0	.091	1	8	0	.111	Ninth
1984	Dick Scesniak	4	7	0	.364	3	6	0	.333	T-Eighth
1985	Dick Scesniak	3	8	0	.273	2	6	0	.250	Ninth
Scesniak Totals (3 seasons)		8	25	0	.242	6	20	0	.231	
1986	Glen Mason	5	6	0	.455	5	3	0	.625	T-Second
1987	Glen Mason	7	4	0	.636	5	3	0	.625	T-Second
Mason Totals (2 seasons)		12	10	0	.545	10	6	0	.625	
1988	Dick Crum	5	6	0	.455	3	5	0	.375	Seventh
1989	Dick Crum	0	11	0	.000	0	8	0	.000	Ninth
1990	Dick Crum	2	9	0	.182	2	6	0	.250	T-Seventh
Crum Totals (3 seasons)		7	26	0	.212	5	19	0	.208	
1991	Pete Cordelli	1	10	0	.091	1	7	0	.125	Ninth
1992	Pete Cordelli	2	9	0	.182	2	7	0	.222	Eighth
1993	Pete Cordelli	0	11	0	.000	0	9	0	.000	10th
Cordelli Totals (3 seasons)		3	30	0	.091	3	23	0	.115	
1994	Jim Corrigall	2	9	0	.182	2	7	0	.222	Eighth
1995	Jim Corrigall	1	9	1	.136	0	7	1	.063	10th
1996	Jim Corrigall	2	9	0	.182	1	7	0	.125	10th
1997	Jim Corrigall	3	8	0	.273	3	5	0	.375	T-Fourth

Tangerine Bowl

HISTORY & RECORDS

COACHING SUMMARY

Corrigall Totals (4 seasons)		8	35	1	.193	6	26	1	.197	
1998	Dean Pees	0	11	0	.000	0	8	0	.000	Sixth (East)
1999	Dean Pees	2	9	0	.182	2	6	0	.250	Sixth (East)
2000	Dean Pees	1	10	0	.091	1	7	0	.125	Seventh (East)
2001	Dean Pees	6	5	0	.545	5	3	0	.625	T-Fourth (East)
2002	Dean Pees	3	9	0	.250	1	7	0	.125	Sixth (East)
2003	Dean Pees	5	7	0	.417	4	4	0	.500	Fourth (East)
Pees Totals (6 seasons)		17	51	0	.250	13	35	0	.271	
2004	Doug Martin	5	6	0	.455	4	4	0	.500	T-Fourth (East)
2005	Doug Martin	1	10	0	.091	0	8	0	.000	Sixth (East)
2006	Doug Martin	6	6	0	.500	5	3	0	.625	Second (East)
2007	Doug Martin	3	9	0	.250	1	7	0	.125	Seventh (East)
2008	Doug Martin	4	8	0	.333	3	5	0	.375	Fifth (East)
2009	Doug Martin	5	7	0	.417	4	4	0	.500	Fourth (East)
2010	Doug Martin	5	7	0	.417	4	4	0	.500	Fourth (East)
Martin Totals (7 seasons)		29	53	0	.354	21	35	0	.457	
2011	Darrell Hazell	5	7	0	.417	4	4	0	.500	Third (East)
2012	Darrell Hazell	11	3	0	.785	8	0	0	1.000	First (East) GoDaddy Bowl
Hazell Totals (2 seasons)		16	10	0	.615	12	4	0	.750	
2013	Paul Haynes	4	8	0	.333	3	5	0	.375	Fifth (East)
2014	Paul Haynes	2	9	0	.182	1	6	0	.143	Seventh (East)
2015	Paul Haynes	3	9	0	.250	2	6	0	.250	T-Fifth (East)
2016	Paul Haynes	3	9	0	.250	2	6	0	.250	Fifth (East)
2017	Paul Haynes	2	10	0	.167	1	7	0	.125	Sixth (East)
Haynes Totals (5 seasons)		14	45	0	.237	9	30	0	.231	
2018	Sean Lewis	2	10	0	.167	1	7	0	.125	Sixth (East)
2019	Sean Lewis	7	6	0	.538	5	3	0	.625	Third (East) Won Frisco Bowl
2020	Sean Lewis	3	1	0	.750	3	1	0	.750	Second (East)
2021	Sean Lewis	7	7	0	.500	6	2	0	.750	First (East) Idaho Potato Bowl
2022	Sean Lewis	5	7	0	.417	4	4	0	.500	T-Fourth (East)
Lewis Totals (5 seasons)		24	31	0	.436	19	17	0	.528	
2023	Kenni Burns	1	11	0	.083	0	8	0	.000	Sixth (East)
2024	Kenni Burns	0	12	0	.000	0	8	0	.000	12th
Burns Totals (2 seasons)		1	23	0	.042	0	16	0	.000	
2025	Mark Carney (Int.)	0	0	0	.000	0	0	0	.000	
Total 102 Years		365	608	28	.365	214	381	14	.351	

COACHING SUMMARY

COACHING CHRONOLOGY

Coach	Tenure	Overall				Conference			
		W	L	T	Pct.	W	L	T	Pct.
Paul G. Chandler	1920-22	1	11	1	.115	--	--	--	--
Frank Harsh	1923-24	0	9	0	.000	--	--	--	--
Merle E. Wagoner	1925-32	15	33	9	.342	0	5	2	.143
Joe Begala	1933-34	4	5	6	.467	4	5	6	.467
G. Donald Starn	1934-42	34	28	3	.546	19	19	2	.500
Trevor Rees	1946-63	92	63	5	.591	46	36	1	.560
Leo Strang	1964-67	16	21	2	.436	7	15	2	.333
Dave Puddington	1968-70	9	21	0	.300	3	13	0	.186
Don James	1971-74	25	19	1	.567	10	10	0	.500
Dennis Fitzgerald	1975-77	18	16	0	.529	12	12	0	.500
Ron Blackledge	1978-80	8	25	0	.242	6	20	0	.231
Ed Chlebek	1981-82	4	18	0	.182	3	15	0	.167
Dick Scesniak	1983-85	8	25	0	.242	6	20	0	.231
Glen Mason	1986-87	12	10	0	.545	10	6	0	.625
Dick Crum	1988-90	7	26	0	.212	5	19	0	.208
Pete Cordelli	1991-93	3	30	0	.091	3	23	0	.115
Jim Corrigan	1994-97	8	35	1	.193	6	26	1	.197
Dean Pees	1998-03	17	51	0	.250	13	35	0	.271
Doug Martin	2004-10	29	53	0	.354	21	35	0	.375
Darrell Hazell	2011-12	16	10	0	.615	12	4	0	.750
Paul Haynes	2013-17	14	45	0	.237	9	30	0	.231
Sean Lewis	2018-22	24	31	0	.436	19	17	0	.528
Kenni Burns	2023-24	1	23	0	.042	0	16	0	.000
Mark Carney (Int.)	2025-Pres.								
Total		365	608	28	.365	214	381	14	.351
Mid-American Conference (Since 1951)					181	352	4	.337	

YEAR-BY-YEAR RESULTS

1920

1-2-0 Overall

Coach: Paul G. Chandler

O30 at Ashland	L	0-6
N6 Bowling Green	L	0-7
St. Ignatius	W*	1-0

*Won by forfeit

1921

0-2-1 Overall

Coach: Paul G. Chandler

O1 Bowling Green (A)	T	0-0
John Carroll	L	0-13
Ashland	L	0-7

1922

0-7-0 Overall

Coach: Paul G. Chandler

at Hiram	L	0-14
at Mount Union	L	0-32
St. Ignatius	L	0-34
Ashland	L	0-14
at Baldwin-Wallace	L	0-32
at Indiana (Pa.)	L	0-14
N11 Bowling Green	L	0-6

1923

0-5-0 Overall

Coach: Frank Harsh

at Akron	L	0-32
at Baldwin-Wallace	L	0-118
West Liberty	L	6-7
Slippery Rock	L	0-82
Indiana (Pa.)	L	0-21

1924

0-4-0 Overall

Coach: Frank Harsh

Indiana (Pa.)	L	0-29
at Ashland	L	0-20
Hiram	L	0-14
at West Liberty	L	0-26

1925

1-1-3 Overall

Coach: Merle E. Wagoner

Hiram	T	0-0
at Edinboro	T	0-0
at Indiana (Pa.)	T	6-6
N14 West Liberty	W	7-6
Findlay	L	0-12

1926

2-6-0 Overall

Coach: Merle E. Wagoner

at Wittenberg	L	0-27
West Liberty	L	2-25
Heidelberg	L	0-25
at Ashland	L	0-55
Edinboro	W	12-0
Findlay	L	6-7
Indiana (Pa.)	L	0-23
Wilmington	W	15-14

1927

1-5-1 Overall

Coach: Merle E. Wagoner

Kenyon	T	6-6
Slippery Rock	L	0-6
O15 Bowling Green	L	0-13
Cedarville	W	19-18
Edinboro	L	0-6
Indiana (Pa.)	L	0-7
Wilmington	L	0-24

1928

4-2-2 Overall

Coach: Merle E. Wagoner

Kenyon	W	25-6
John Carroll	L	0-12
Defiance	T	0-0
at Akron	L	6-8
Cedarville	W	26-0
Rio Grande	W	13-0
Indiana (Pa.)	W	13-0
N26 at Bowling Green	T	6-6

1929

1-7-0 Overall

Coach: Merle E. Wagoner

S28 Oberlin	L	0-19
O5 at Akron	L	0-25
O12 Heidelberg	L	2-25
O19 Kenyon	L	15-21
O25 at John Carroll	L	0-32
N11 Rio Grande	W	3-0
N16 Baldwin-Wallace	L	0-18
N23 Indiana (Pa.)	L	0-21

1930

3-3-1 Overall

Coach: Merle E. Wagoner

O3 at Mt. Union	L	6-18
O11 at Akron	L	6-12
O18 at Case Tech	L	0-6
O25 Ashland	T	0-0
N1 Hiram	W	6-0
N8 at Capital	W	33-0
N15 Defiance	W	13-6

1931

3-4-0 Overall

Coach: Merle E. Wagoner

O3 at Oberlin	L	6-12
O10 at Akron	L	6-12
O16 at Mount Union	L	0-25
O31 at Baldwin-Wallace	L	0-31
N7 Capital	W	33-0
N14 Otterbein	W	6-0
N21 Hiram	W	7-0

1932

0-5-2 Overall

Coach: Merle E. Wagoner

S22 Hiram	L	0-6
O8 Otterbein	L	0-19
O15 Baldwin-Wallace	L	0-21
O22 at Akron	T	0-0

O29 at John Carroll	L	0-28
N5 at Capital	T	0-0
N12 Ashland	L	0-6

1933

2-2-3 Overall

Coach: Joe Begala

S29 at Muskingum	L	0-12
O7 Akron	L	6-19
O14 Capital	W	13-0
O20 at Ashland	T	0-0
O28 at Hiram	T	0-0
N4 Marietta	W	12-0
N18 Mount Union	T	0-0

1934

2-3-3 Overall

Coach: Joe Begala

S28 at Muskingum	T	6-6
O6 at Akron	L	0-26
O13 at Bowling Green	T	0-0
O20 Otterbein	W	7-6
O27 Ashland	T	0-0
N3 Hiram	W	26-6
N10 Baldwin-Wallace	L	0-39
N18 at Mount Union	L	6-7

1935

3-5-0 Overall

Coach: G. Donald Starn

S27 at Mount Union	L	0-19
O5 Heidelberg	L	6-21
O11 at Akron	L	0-3
O19 Otterbein	W	6-0
O26 Bowling Green	W	45-0
N2 at Hiram	W	45-6
N9 at Baldwin-Wallace	L	18-40
N16 at Ashland	L	7-19

1936

4-4-0 Overall

Coach: G. Donald Starn

S25 at John Carroll	W	34-7
O3 Heidelberg	L	0-19
O9 at Akron	L	0-6
O17 at Ohio	L	0-6
O24 at Bowling Green	W	6-0
O30 at Findlay	W	19-0
N7 Marietta	L	12-14
N14 Ashland	W	14-7

1937

3-4-1 Overall

Coach: G. Donald Starn

S25 at Baldwin-Wallace	L	0-13
O2 Heidelberg	L	7-13
O9 Otterbein	W	13-6
O16 at Wooster	L	6-15
O25 at Buffalo	L	0-13
O30 Bowling Green	T	13-13
N6 Findlay	W	26-0
N11 at Ashland	W	14-0

1938

6-2-0 Overall

Coach: G. Donald Starn

Albion	W	17-0
at Heidelberg	W	22-6
O7 at Findlay	W	13-7
Holbrook	W	49-0
Buffalo	W	54-0
at John Carroll	L	6-27
N5 at Bowling Green	W	7-3
N11 Baldwin-Wallace	L	6-26

1939

3-4-1 Overall

Coach: G. Donald Starn

Lawrence Tech	W	20-6
Heidelberg	W	19-0
at Mount Union	T	6-6
Findlay	L	7-10
at Hobart	W	8-6
N14 Bowling Green	L	0-34
at Western Reserve	L	0-38
Baldwin-Wallace	L	6-40

1940

8-1-0 Overall

Coach: G. Donald Starn

S21 Bluffton	W	37-0
S28 Assumption	W	26-0
O5 Hiram	W	26-0
O12 Mt. Union	W	26-0
O18 at Findlay	W	13-0
O26 at Washington-Jefferson	W	31-0
N2 at Bowling Green	W	13-0
N9 at Akron	L	7-23
N16 at Baldwin-Wallace	W	14-7

1941

2-5-1 Overall

Coach: G. Donald Starn

Bluffton	W	58-0
Findlay	W	26-0
Case Tech	L	6-7
West Liberty	T	0-0
at Western Reserve	L	0-28
N1 Bowling Green	L	6-12
John Carroll	L	0-12
at Akron	L	13-41

1942

5-3-0 Overall

Coach: G. Donald Starn

S26 at Toledo	L	14-26
Findlay	W	6-0
Patterson Field	W	24-0
O10 at Miami	L	7-53
Western Reserve	L	13-28
O31 at Bowling Green	W	7-0
Hiram	W	20-0
N14 at Akron	W	23-6

1943-45 NO TEAM

WAR YEARS

YEAR-BY-YEAR RESULTS

1946

6-2-0 Overall

Coach: Trevor J. Rees

S28 at Hiram	W 40-0
at John Carroll	W 20-7
Bluffton	W 39-0
O19 Bowling Green	L 0-13
at Baldwin-Wallace	L 12-21
at Kalamazoo	W 12-0
at Ohio Wesleyan	W 7-0
at Akron	W 13-6

1947

4-4-0 Overall

Coach: Trevor J. Rees

S27 at Mount Union	W 13-6
O4 Miami (N)	L 7-35
O11 at Wooster	L 6-13
O18 Kalamazoo	W 13-0
O25 at Bowling Green	L 18-21
N1 John Carroll	W 26-7
N14 Akron	W 6-0
N21 at Youngstown State	L 0-13

1948

6-2-1 Overall

Coach: Trevor J. Rees

S24 at Mount Union	W 18-0
O2 Wooster	W 39-0
O8 Waynesburg	W 34-7
O16 at Central Michigan	W 28-0
O23 Western Reserve (LP)	T 14-14
O29 Youngstown State	L 7-19
N6 Bowling Green	L 14-23
N12 at Akron	W 31-0
N20 at Connecticut	W 42-26

LP—League Park (Cleveland)

1949

5-3-0 Overall

Coach: Trevor J. Rees

S23 Western Reserve	L 20-23
S30 Mount Union	W 13-11
O7 at Ohio	L 6-34
O14 Central Michigan	W 26-12
O29 Connecticut	W 27-0
N5 at Bowling Green	L 6-27
N12 Akron	W 47-0
N18 at Northern Illinois	W 21-19

1950

5-4-0 Overall

Coach: Trevor J. Rees

S22 at Morris Harvey	L 0-7
S29 at Mount Union	L 14-19
O7 at John Carroll	L 7-48
O14 Marietta	W 57-0
O21 Ohio	W 35-13
O27 Northern Illinois	W 56-7
N4 Bowling Green	W 19-6
N11 at Akron	W 19-7
N18 at New Hampshire	L 7-13

1951

4-3-2 Overall • 2-1-0 MAC (3rd)

Coach: Trevor J. Rees

S22 at Western Michigan*	W 48-19
S28 Mount Union	W 28-27
O6 at Western Reserve*	W 42-20
O13 Bucknell	L 7-13
O20 Morris Harvey	T 14-14
O27 at Ohio*	L 27-28
N3 at Bowling Green	T 27-27
N10 Akron	W 48-7
N17 New Hampshire	L 0-7

1952

5-4-0 Overall • 2-2-0 MAC (5th)

Coach: Trevor J. Rees

S20 Western Michigan*	W 20-13
S26 at Mount Union	W 26-7
O3 Western Reserve*	W 25-19
O11 at Baldwin-Wallace	L 13-19
O18 Ohio*	L 18-27
O25 at Marshall	W 26-14
N1 Bowling Green*	L 21-44
N7 at Akron	W 34-14
N15 at New Hampshire	L 21-23

1953

7-2-0 Overall • 3-1-0 MAC (T-3rd)

Coach: Trevor J. Rees

S19 at Waynesburg	W 20-10
S25 Fort Belvoir	L 6-7
O3 at Western Reserve*	W 27-0
O9 Baldwin-Wallace	W 14-13
O17 at Ohio*	L 21-40
O24 Marshall	W 27-7
O31 at Bowling Green*	W 41-7
N7 Akron	W 54-19
N14 at Western Michigan*	W 40-0

1954

8-2-0 Overall • 4-1-0 MAC (2nd)

Coach: Trevor J. Rees

S18 Waynesburg	W 26-0
O1 Western Reserve*	W 65-0
O8 at Baldwin-Wallace	W 52-7
O16 Ohio*	L 7-14
O23 at Marshall*	W 41-20
O30 Bowling Green*	W 28-25
N6 at Akron	W 58-18
N13 John Carroll	W 27-14
N20 Western Michigan*	W 20-13
D5 vs. Delaware (I)	L 7-19

(I) Refrigerator Bowl, Evansville, Ind.

1955

6-2-1 Overall • 4-1-1 MAC (3rd)

Coach: Trevor J. Rees

S23 Bowling Green*	T 6-6
O1 at Dayton	L 13-26
O7 Baldwin-Wallace	W 33-2
O15 at Ohio*	W 20-14
O22 Marshall*	W 39-6
O29 Miami*	L 7-19
N5 at Toledo*	W 27-0
N12 Waynesburg	W 14-0

N19 at Western Michigan* W 25-14

1956

7-2-0 Overall • 4-2-0 MAC (3rd)

Coach: Trevor J. Rees

S22 at Bowling Green*	L 0-17
S29 at Louisville	W 7-0
O6 Waynesburg	W 19-6
O13 Ohio*	W 32-13
O20 at Marshall*	W 25-7
O27 at Miami*	L 0-14
N3 Toledo*	W 52-6
N10 at Baldwin-Wallace	W 46-0
N17 Western Michigan*	W 27-13

1957

3-6-0 Overall • 1-5-0 MAC (7th)

Coach: Trevor J. Rees

S21 at Xavier	L 7-13
S27 Baldwin-Wallace	W 26-13
O5 at Ohio*	W 14-9
O12 Miami*	L 14-27
O19 at Marshall*	L 6-7
O26 Bowling Green*	L 7-13
N2 at Toledo*	L 7-21
N9 Louisville	W 13-7
N16 at Western Michigan*	L 20-28

1958

7-2-0 Overall • 5-1-0 MAC (T-2nd)

Coach: Trevor J. Rees

S20 at Xavier	W 6-0
S27 at Baldwin-Wallace	W 21-14
O4 Ohio*	W 14-6
O11 at Miami*	L 0-35
O18 Marshall*	W 24-0
O25 at Bowling Green*	W 8-7
N1 Toledo*	W 32-0
N8 at Louisville	L 0-21
N15 Western Michigan*	W 32-6

1959

5-3-0 Overall • 3-3-0 MAC (4th)

Coach: Trevor J. Rees

S25 Baldwin-Wallace	W 46-12
O3 at Ohio*	L 0-46
O10 Miami*	W 14-6
O17 at Marshall*	W 46-7
O24 Bowling Green*	L 8-25
O31 at Toledo*	W 14-7
N7 at Western Michigan*	L 0-7
N21 Louisville	W 16-14

1960

6-3-0 Overall • 4-2-0 MAC (3rd)

Coach: Trevor J. Rees

S24 at Baldwin-Wallace	W 16-6
O1 Ohio*	L 8-25
O8 at Miami*	W 22-19
O15 Marshall*	W 22-6
O22 at Bowling Green*	L 0-28
O29 Toledo*	W 18-13
N5 Western Michigan*	W 10-3
N11 at Louisville	L 8-22

N19 at Dayton

W 14-7

1961

2-8-0 Overall • 1-5-0 MAC (7th)

Coach: Trevor J. Rees

S16 Dayton	W 38-14
S23 at Xavier	L 8-16
S30 at Ohio*	W 23-17
O7 Miami*	L 0-21
O14 at Marshall*	L 8-14
O21 Bowling Green*	L 6-21
O28 at Toledo*	L 22-31
N4 at Western Michigan*	L 0-14
N11 Louisville	L 15-19
N18 Baldwin-Wallace	L 6-14

1962

3-6-0 Overall • 2-4-0 MAC (5th)

Coach: Trevor J. Rees

S15 at Dayton	W 22-7
S22 Xavier	L 8-9
S29 Ohio*	L 0-21
O6 at Miami*	L 14-23
O13 Marshall*	W 23-14
O20 at Bowling Green*	L 6-45
O27 Toledo*	W 20-18
N3 Western Michigan*	L 6-19
N10 at Louisville	L 8-29

1963

3-5-1 Overall • 1-5-0 MAC (6th)

Coach: Trevor J. Rees

S28 at Xavier	T 7-7
O5 at Ohio*	L 0-20
O12 Miami*	L 8-30
O19 at Western Michigan*	L 12-26
O26 Bowling Green*	L 3-18
N2 at Toledo*	W 20-0
N9 Louisville	W 26-7
N16 Marshall*	L 8-14
N23 Dayton	W 23-0

1964

3-5-1 Overall • 1-4-1 MAC (6th)

Coach: Leo Strang

S26 Xavier	W 15-2
O3 Ohio*	T 3-3
O10 Miami*	L 14-17
O17 Western Michigan*	L 9-12
O24 at Bowling Green*	L 0-41
O31 Toledo*	W 14-11
N7 at Louisville	W 14-7
N14 at Marshall*	L 7-12
N21 at Dayton	L 11-16

1965

5-4-1 Overall • 3-2-1 MAC (4th)

Coach: Leo Strang

S18 at Xavier	L 14-21
S25 Dayton	W 14-6
O2 at Ohio*	W 27-10
O9 Miami*	W 24-13
O16 at Western Michigan*	T 10-10
O23 Bowling Green*	L 6-7

YEAR-BY-YEAR RESULTS

O30 at Toledo*	L	3-7
N6 at Penn State	L	6-21
N13 Marshall*	W	33-13
N20 Louisville	W	7-6

1966

4-6-0 Overall • 2-4-0 MAC (5th)

Coach: Leo Strang

S17 Buffalo	L	23-27
S25 at Northern Illinois	W	26-7
O1 Ohio*	L	10-12
O8 at Miami*	L	0-7
O15 Western Michigan*	L	20-23
O22 at Bowling Green*	W	35-12
O29 Toledo*	W	28-20
N5 at Louisville	L	20-23
N12 at Marshall*	L	7-16
N19 Xavier	W	42-14

1967

4-6-0 Overall • 1-5-0 MAC (6th)

Coach: Leo Strang

S16 at Buffalo	L	6-30
S23 Northern Illinois	W	35-0
S30 at Ohio*	L	0-1%
O7 Miami*	L	7-21
O14 at Western Michigan*	L	7-16
O21 Bowling Green*	L	6-7
O28 at Toledo*	L	13-14
N4 Louisville	W	28-21
N11 Marshall*	W	41-2
N18 at Xavier	W	31-19

%Forfeit (regular score 21-14)

1968

1-9-0 Overall • 1-5-0 MAC (6th)

Coach: Dave Puddington

S14 at Dayton	L	10-24
S21 Buffalo	L	13-21
S28 Ohio*	L	7-31
O5 at Miami*	L	0-24
O12 Western Michigan*	L	0-14
O19 at Bowling Green*	L	7-30
O26 Toledo*	L	12-28
N2 at Louisville	L	9-23
N9 at Marshall*	W	36-12
N16 Xavier	L	7-23

1969

5-5-0 Overall • 1-4-0 MAC (6th)

Coach: Dave Puddington

S13 Dayton	W	24-14
S20 at Ohio*	L	0-35
S27 at Xavier	W	23-7
O4 at Buffalo	W	17-8
O11 at Western Michigan*	L	13-33
O18 Bowling Green*	L	0-7
O25 at Toledo*	L	17-43
N1 Louisville	W	35-6
N8 Marshall	L	20-31
N15 Miami*	W	17-14

1970

3-7-0 Overall • 1-4-0 MAC (5th)

Coach: Dave Puddington

S19 Ohio*	L	14-24
S26 Buffalo	W	27-21
O3 at Pittsburgh	L	6-27
O10 Western Michigan*	W	25-22
O17 at Bowling Green*	L	0-44
O24 #19 Toledo*	L	17-34
O31 at Louisville	L	13-14
N7 at Marshall	L	17-20
N14 at Miami*	L	8-10
N21 Xavier	W	34-6

1971

3-8-0 Overall • 0-5-0 MAC (6th)

Coach: Don James

S11 at North Carolina State	W	23-21
S18 at Cincinnati	L	20-42
S25 at Ohio*	L	21-37
O2 Iowa State	L	14-17
O9 at Western Michigan*	L	0-31
O16 Bowling Green*	L	33-46
O23 at Xavier	W	24-13
O30 Northern Illinois	L	7-26
N6 Marshall	W	21-0
N13 Miami*	L	0-30
N20 at #13 Toledo*	L	6-41

1972

6-5-1 Overall • 4-1-0 MAC (1st)

Coach: Don James

S9 at Akron	T	13-13
S16 at Louisville	L	0-34
S23 Ohio*	W	37-14
S30 San Diego State	L	0-14
O7 Western Michigan*	L	12-13
O14 at Bowling Green*	W	14-10
O21 Xavier	W	26-16
O28 at Northern Illinois	L	7-28
N4 at Marshall	W	16-14
N11 at Miami*	W	21-10
N18 Toledo*	W	27-9
D29 vs. Tampa (I)	L	18-21

(I) Tangerine Bowl, Orlando, Fla.

1973

9-2-0 Overall • 4-1-0 MAC (2nd)

Coach: Don James

S15 Louisville	W	10-3
S22 at Ohio*	W	35-7
S30 at San Diego State	L	9-17
O6 at Western Michigan*	W	39-15
O13 Bowling Green*	W	21-7
O20 Eastern Michigan	W	34-20
O27 at Utah State	W	27-16
N3 Marshall	W	35-3
N10 #17 Miami*	L	10-20
N17 at Toledo*	W	51-16
N24 Central Michigan	W	28-7

1974

7-4-0 Overall • 2-3-0 MAC (4th)

Coach: Don James

S7 at Central Michigan	W	21-14
S14 at Syracuse	W	20-14
S21 Ohio*	L	0-20
S28 at Eastern Michigan	W	13-0
O5 Western Michigan*	W	28-6
O12 at Bowling Green*	L	10-26
O19 Utah State	L	24-27
O26 Akron	W	51-14
N2 at Marshall	W	35-7
N9 at #13 Miami*	L	17-19
N16 Toledo*	W	35-14

1975

4-7-0 Overall • 1-6-0 MAC (6th)

Coach: Dennis Fitzgerald

S13 at NE Louisiana	W	31-29
S20 Virginia Tech	W	17-11
S27 at Ohio*	L	21-23
O4 at Northern Illinois*	L	15-38
O11 at Western Michigan*	W	22-17
O18 Bowling Green*#	L	9-35
O25 Central Michigan*	L	8-17
N1 at West Virginia	L	13-38
N8 Marshall	W	30-21
N15 #16 Miami*	L	8-27
N22 at Toledo*	L	28-33

at Cleveland Municipal Stadium

1976

8-4-0 Overall • 6-2-0 MAC (2nd)

Coach: Dennis Fitzgerald

S11 at Central Michigan*	W	20-10
S18 Ohio*	L	12-14
S25 at Iowa State	L	7-47
O2 Air Force#	W	24-19
O9 Western Michigan*	W	24-12
O16 at Bowling Green*	L	13-17
O23 at Virginia Tech	L	14-42
O30 Eastern Michigan*	W	38-13
N6 at Hawai'i	W	27-6
N13 at Miami*	W	24-17
N20 Toledo*	W	35-19
N25 Northern Illinois*	W	42-0

at Cleveland Municipal Stadium

1977

6-5-0 Overall • 5-4-0 MAC (6th)

Coach: Dennis Fitzgerald

S12 Illinois State	W	33-14
S17 at #12 Colorado	L	0-42
S24 Ball State*	W	13-12
O1 at Ohio*	W	44-23
O8 at Western Michigan*	W	20-16
O15 Bowling Green*	L	10-14
O22 at Eastern Michigan*	W	29-13
O29 Northern Illinois*	L	18-21
N5 Central Michigan*	L	10-49
N12 Miami*	L	0-25
N19 at Toledo*	W	23-12

1978

4-7-0 Overall • 2-6-0 MAC (8th)

Coach: Ron Blackledge

S9 at Central Michigan*	L	0-41
S16 at Ball State*	L	3-27
S23 Illinois State	W	34-3
S30 Ohio*	W	20-14
O7 Western Michigan*	L	0-14
O14 at Bowling Green*	L	20-28
O21 Marshall	W	20-17
O28 at Air Force	L	10-26
N4 at Northern Illinois*	L	21-27
N11 at Miami*	L	13-38
N18 Toledo*	W	17-13

1979

1-10-0 Overall • 1-8-0 MAC (10th)

Coach: Ron Blackledge

S8 Eastern Kentucky	L	14-17
S15 at Akron	L	13-15
S22 Ball State*	L	10-35
S29 at Ohio*	L	13-43
O6 at Western Michigan*	W	18-13
O13 Bowling Green*	L	17-28
O20 at Eastern Michigan*	L	10-14
O27 Central Michigan*	L	21-44
N3 at Northern Illinois*	L	0-25
N10 Miami*	L	8-35
N17 at Toledo*	L	3-29

1980

3-8-0 Overall • 3-6-0 MAC (8th)

Coach: Ron Blackledge

S13 at Marshall	L	7-17
S20 at Navy	L	3-31
S27 at Central Michigan*	L	6-21
O4 Ohio*	W	15-14
O11 Western Michigan*	L	21-28
O18 at Bowling Green*	L	3-24
O25 Eastern Michigan*	W	35-12
N1 Northern Illinois*	L	14-35
N8 at Ball State*	L	7-34
N15 at Miami*	L	14-49
N22 Toledo*	W	34-14

1981

4-7-0 Overall • 3-6-0 MAC (7th)

Coach: Ed Chlebek

S12 Western Michigan*	L	17-20
S19 Akron	W	17-6
S26 at Iowa State	L	19-28
O3 at Miami*	L	13-20
O10 Northern Illinois*	W	31-10
O17 at Ball State*	W	17-7
O24 at Central Michigan*	L	3-24
O31 at Bowling Green*	L	7-13
N7 Eastern Michigan*	W	13-7
N14 at Toledo*	L	0-17
N21 Ohio*	L	7-20

YEAR-BY-YEAR RESULTS

1982

0-11-0 Overall • 0-9-0 MAC (10th)

Coach: Ed Chlebek

S4	at Marshall	L	21-30
S18	at Northern Illinois*	L	15-23
S25	at Western Michigan*	L	14-24
O2	Miami*	L	0-20
O9	at Iowa State	L	7-44
O16	Ball State*	L	3-21
O23	Central Michigan*	L	20-31
O30	Bowling Green*	L	7-41
N6	at Eastern Michigan*	L	7-9
N13	Toledo*	L	0-3
N20	at Ohio*	L	20-24

1983

1-10-0 Overall • 1-8-0 MAC (9th)

Coach: Dick Scesniak

S3	at Akron	L	6-13
S10	at Syracuse	L	10-22
S24	Northern Illinois*	L	7-38
O1	at Central Michigan*	L	7-13
O8	at Miami*	L	7-27
O16	Ball State*	L	13-17
O22	Ohio*	L	20-21
O29	at Toledo*	L	34-37
N5	Eastern Michigan*	W	37-13
N12	Western Michigan*	L	13-21
N19	at Bowling Green*	L	3-38

1984

4-7-0 Overall • 3-6-0 MAC (T-8th)

Coach: Dick Scesniak

S1	Akron	W	24-17
S8	at Kentucky	L	0-42
S22	at Northern Illinois*	L	10-24
S29	Central Michigan*	L	10-14
O6	Miami*	L	3-19
O13	at Ball State*	W	15-10
O20	at Ohio*	W	19-7
O27	Toledo*	W	17-6
N3	at Eastern Michigan*	L	18-20
N10	at Western Michigan*	L	9-13
N12	Bowling Green*	L	10-27

1985

3-8-0 Overall • 2-6-0 MAC (9th)

Coach: Dick Scesniak

S14	at Akron	L	0-24
S21	at Syracuse	L	0-34
S28	Eastern Michigan*	W	28-3
O5	at Central Michigan*	L	17-21
O12	UTEP	W	51-24
O19	Ball State*	W	45-16
O26	at Bowling Green*	L	14-26
N2	Ohio*	L	23-33
N9	at Miami*	L	24-52
N16	Western Michigan*	L	3-34
N23	at Toledo*	L	7-10

1986

5-6-0 Overall • 5-3-0 MAC (T-2nd)

Coach: Glen Mason

S6	Toledo*	W	18-16
S13	Akron	L	7-17
S20	at Kentucky	L	12-37
S27	at Eastern Michigan*	W	20-16
O4	Central Michigan*	W	33-30
O11	at Florida	L	9-52
O18	at Ball State*	L	17-26
O25	Bowling Green*	L	15-31
N1	at Ohio*	W	17-13
N8	Miami*	W	24-23
N15	at Western Michigan*	L	7-27

1987

7-4-0 Overall • 5-3-0 MAC (T-2nd)

Coach: Glen Mason

S12	at Akron	W	27-23
S19	at Kansas	W	31-17
S26	Eastern Michigan*	L	21-23
O3	Central Michigan*	W	24-21
O10	at Ball State*	L	23-24
O17	Western Michigan*	W	27-13
O24	at Ohio*	W	24-10
O31	Toledo*	W	17-13
N7	at Bowling Green*	L	20-30
N14	Miami*	W	14-10
N21	at #19 Pittsburgh	L	5-28

1988

5-6-0 Overall • 3-5-0 MAC (7th)

Coach: Dick Crum

S3	Youngstown State	W	34-3
S10	Akron	W	32-12
S17	at Eastern Michigan*	L	14-21
S24	at Kentucky	L	14-38
O1	at Central Michigan*	L	7-31
O8	Ball State*	L	20-31
O15	at Western Michigan*	W	45-28
O22	Ohio*	L	14-21
O29	at Toledo*	L	28-35
N5	Bowling Green*	W	31-19
N12	at Miami*	W	17-11

1989

0-11-0 Overall • 0-8-0 MAC (9th)

Coach: Dick Crum

S2	at Eastern Michigan*	L	7-30
S9	at Akron	L	7-40
S16	at Kansas	L	21-28
S23	Western Michigan*	L	4-26
S30	at #15 NC State	L	22-42
O7	at Central Michigan*	L	0-38
O14	Ball State*	L	21-23
O21	at Ohio*	L	14-37
O28	Toledo*	L	42-47
N4	at Bowling Green*	L	28-51
N11	Miami*	L	13-15

1990

2-9-0 Overall • 2-6-0 MAC (T-7th)

Coach: Dick Crum

S1	at #25 West Virginia	L	24-35
S8	Akron	L	10-38
S22	at Western Michigan*	L	10-37
S29	Cincinnati	L	24-27
O6	Central Michigan*	L	0-42
O13	at Ball State*	L	0-31
O20	Ohio*	W	44-15
O27	at Toledo*	L	14-28
N3	Bowling Green*	L	16-20
N10	at Miami*	L	10-31
N17	Eastern Michigan*	W	25-24

1991

1-10-0 Overall • 1-7-0 MAC (T-9th)

Coach: Pete Cordelli

A31	at Western Michigan*	L	10-13
S14	at NC State	L	0-47
S21	at Ball State*	L	27-28
S28	at Kentucky	L	6-24
O5	Eastern Michigan*	L	20-21
O12	Cincinnati	L	19-38
O19	Central Michigan*	L	7-23
O26	at Ohio*	L	40-45
N2	Toledo*	W	14-13
N9	at Bowling Green*	L	7-35
N16	Miami*	L	9-20

1992

2-9-0 Overall • 2-7-0 MAC (8th)

Coach: Pete Cordelli

S5	at Pittsburgh	L	10-51
S12	Ohio*	L	14-27
S19	Ball State*	L	6-10
S26	at Eastern Michigan*	W	17-14
O3	at Cincinnati	L	0-31
O10	Akron*	W	20-16
O17	at Central Michigan*	L	0-35
O24	Western Michigan*	L	13-26
O31	at Toledo*	L	17-32
N7	Bowling Green*	L	22-28
N14	at Miami*	L	14-31

1993

0-11-0 Overall • 0-9-0 MAC (10th)

Coach: Pete Cordelli

S4	at Kentucky	L	0-35
S11	at Akron*	L	7-42
S18	at Hawai'i	L	17-49
O2	Western Michigan*	L	21-27
O9	at Eastern Michigan*	L	15-20
O16	at Ohio*	L	10-15
O23	Central Michigan*	L	28-33
O30	Toledo*	L	27-45
N6	at Bowling Green*	L	7-40
N13	Miami*	L	14-23
N20	at Ball State*	L	3-28

1994

2-9-0 Overall • 2-7-0 MAC (8th)

Coach: Jim Corrigan

S3	at Rutgers	L	6-28
S17	Akron*	W	32-16
S24	at Central Michigan*	L	0-45
O1	at Western Michigan*	L	10-24
O8	Eastern Michigan*	L	10-24
O15	at Youngstown State	L	14-28
O22	Ohio*	W	24-0
O29	at Toledo*	L	14-48
N5	Bowling Green*	L	16-22
N12	at Miami*	L	14-24
N19	Ball State*	L	0-34

1995

1-9-1 Overall • 0-7-1 MAC (10th)

Coach: Jim Corrigan

S2	Youngstown State	W	17-14
S9	Miami*	L	0-39
S16	at Ohio*	T	28-28
S23	at West Virginia	L	6-45
S30	Western Michigan*	L	6-52
O7	at South Carolina	L	14-77
O21	at Central Michigan*	L	16-27
O28	at Akron*	L	6-14
N4	Ball State*	L	13-28
N11	Bowling Green*	L	15-26
N18	Eastern Michigan*	L	7-40

1996

2-9-0 Overall • 1-7-0 MAC (10th)

Coach: Jim Corrigan

A31	at Miami*	L	5-64
S7	at Pittsburgh	L	14-52
S14	Youngstown State	W	28-12
S28	at Nevada	L	42-63
O5	Akron*	W	32-17
O12	at Bowling Green*	L	24-31
O19	Ohio*	L	15-24
O26	at Eastern Michigan*	L	10-51
N2	Central Michigan*	L	51-52
N9	at Ball State*	L	6-50
N16	at Western Michigan*	L	27-76

1997

3-8 Overall • 3-5 MAC (T-4th-East)

Coach: Jim Corrigan

A28	at Ohio*	L	7-31
S6	at Youngstown State	L	23-44
S13	Marshall*	L	17-42
S20	at Eastern Michigan*	W	41-38
O4	Central Florida	L	43-59
O11	Miami*	L	26-62
O18	at Western Michigan*	L	27-50
O25	Central Michigan*	W	60-37
N1	Bowling Green*	W	29-20
N8	at Akron*	L	35-45
N22	at Navy	L	29-62

YEAR-BY-YEAR RESULTS

1998

0-11 Overall • 0-8 MAC (6th-East)

Coach: Dean Pees

S5	at #19 Georgia	L	3-56
S12	Youngstown State	L	10-24
S19	at Navy	L	24-38
S26	at Central Michigan*	L	7-46
O2	Eastern Michigan*	L	17-26
O9	Akron*	L	16-45
O16	at Marshall*	L	7-42
O23	at Bowling Green*	L	21-42
O30	Western Michigan*	L	23-48
N6	at Miami*	L	0-56
N13	Ohio*	L	21-31

1999

2-9 Overall • 2-6 MAC (6th-East)

Coach: Dean Pees

S4	at Cincinnati	L	3-41
S11	Navy	L	28-48
S18	at Pittsburgh	L	23-30
S25	Bowling Green*	W	41-27
O2	at Ohio*	L	3-31
O9	at Toledo*	L	7-47
O16	Miami*	L	10-17
O23	at Northern Illinois*	L	7-50
O30	Buffalo*	W	41-20
N6	#13 Marshall*	L	16-28
N13	at Akron*	L	34-37

2000

1-10 Overall • 1-7 MAC (7th-East)

Coach: Dean Pees

S4	at Pittsburgh	L	7-30
S11	at #14 Purdue	L	10-45
S16	Youngstown State	L	20-26
S23	at Miami*	L	14-45
S30	Bowling Green*	L	11-18
O7	at Central Michigan	W(2ot)	24-21
O14	Ohio*	L	7-44
O21	at Marshall*	L	12-34
O28	Western Michigan*	L	0-42
N4	at Buffalo*	L(ot)	17-20
N18	Akron*	L	6-34

2001

6-5 Overall • 5-3 MAC (T-4th-East)

Coach: Dean Pees

S1	at Iowa	L	0-51
S8	Bucknell	W	38-17
S22	at West Virginia	L	14-34
S29	at Akron*	L	10-14
O6	at Bowling Green*	L	7-24
O13	Northern Illinois*	W	44-34
O20	Buffalo*	W	35-13
O27	at Ohio*	W	24-14
N3	Marshall*	L	21-42
N10	at Ball State*	W	31-18
N24	Miami*	W	24-20

2002

3-9 Overall • 1-7 MAC (6th-East)

Coach: Dean Pees

A29	New Hampshire	W	34-7
S7	at #8 Ohio State	L	17-51
S14	Cal Poly	W	37-34
S21	at Miami*	L	20-27
S28	at Northern Illinois*	L	6-13
O5	Marshall*	L	21-42
O19	Ohio*	L	0-50
O26	at Buffalo*	W	16-12
N2	#25 Bowling Green*	L	14-45
N9	at Connecticut	L	21-63
N16	at Central Florida*	L	6-32
N23	Akron*	L	10-48

2003

5-7 Overall • 4-4 MAC (4th-East)

Coach: Dean Pees

A28	at Akron*	W	41-38
S6	at #10 Pittsburgh	L	3-43
S13	Youngstown State	W	16-13
S20	at Penn State	L	10-32
S27	Central Florida*	W	36-16
O4	Ball State*	L	17-34
O11	at Marshall*	L	33-49
O18	Connecticut	L(ot)	31-34
O25	Miami*	L	30-38
N8	at Ohio*	W	37-33
N15	at #25 Bowling Green*	L	33-42
N22	Buffalo*	W	34-24

2004

5-6 Overall • 4-4 MAC (4th-East)

Coach: Doug Martin

S4	at #19 Iowa	L	7-39
S11	Liberty	W	38-10
S18	at Rutgers	L	21-29
S23	Akron*	L	19-24
O2	at Central Michigan*	L	21-24
O9	at Miami*	L	27-47
O16	Marshall*	L	17-27
O30	Ohio*	W	42-16
N6	at Buffalo*	W	33-7
N13	Eastern Michigan*	W	69-17
N23	at Central Florida*	W	41-24

2005

1-10 Overall • 0-8 MAC (6th-East)

Coach: Doug Martin

S3	at Michigan State	L	14-49
S10	SE Missouri State	W	33-12
S17	Miami*	L	10-27
S24	at Ohio*	L	32-35
O1	at Eastern Michigan*	L	20-27
O15	at Navy	L	31-34
O22	Northern Illinois*	L	3-34
O29	at Western Michigan*	L	14-44
N5	Bowling Green	L	14-24
N12	Buffalo*	L	6-10
N24	at Akron*	L	3-35

2006

6-6 Overall • 5-3 MAC (2nd-East)

Coach: Doug Martin

A31	Minnesota	L	0-44
S9	at Army	L(ot)	14-17
S16	at Miami*	W	16-14
S23	at Bowling Green*	W	38-3
S30	Akron*	W	37-15
O7	at Temple	W	28-17
O14	Toledo*	W	40-14
O28	Ohio *	L	7-17
N4	at Buffalo*	L	41-14
N11	at #20 Virginia Tech	L	0-23
N17	Eastern Michigan*	W	14-6
N24	at Ball State*	L	6-30

2007

3-9 Overall • 1-7 MAC (7th-East)

Coach: Doug Martin

A30	at Iowa State	W	23-14
S8	at Kentucky	L	20-56
S15	Delaware State	W	38-7
S22	at Akron*	L	20-27
S29	at Ohio*	W	33-25
O6	Miami*	L	13-20
O13	at #3 Ohio State	L	3-48
O20	Bowling Green*	L	20-31
O27	Central Michigan*	L	32-41
N10	at Northern Illinois*	L	20-27
N17	at Temple*	L	14-24
N24	Buffalo*	L	(ot)23-30

2008

4-8 Overall • 3-5 MAC (T-4th-East)

Coach: Doug Martin

A30	Boston College#	L	0-21
S6	at Iowa State	L	28-48
S13	Delaware State	W	24-3
S20	at Louisiana	L	27-44
S27	at Ball State*	L	20-41
O4	Akron*	L(2ot)	27-30
O11	Ohio*	L	19-26
O25	at Miami*	W	54-21
N1	at Bowling Green*	L	30-45
N12	Temple*	W	41-38
N18	Northern Illinois*	L	14-42
N28	at Buffalo*	W	24-21
#	at Cleveland Browns Stadium		

at Cleveland Browns Stadium

2009

5-7 Overall • 4-4 MAC (4th-East)

Coach: Doug Martin

S3	Coastal Carolina	W	18-0
S12	at Boston College	L	7-34
S19	Iowa State	L	14-34
S26	Miami*	W	29-19
O3	at Baylor	L	15-31
O10	Bowling Green*	L	35-36
O17	at Eastern Michigan*	W	28-6
O24	at Ohio*	W	20-11
O31	Western Michigan*	W	26-14
N7	at Akron*	L	20-28
N21	at Temple*	L	13-47
N27	Buffalo*	L	6-9

2010

5-7 Overall • 4-4 MAC (4th-East)

Coach: Doug Martin

S2	Murray State	W	41-10
S11	at Boston College	L	13-26
S18	at #22 Penn State	L	0-24
O2	at Miami*	L	21-27
O9	Akron*	W	28-17
O16	at Toledo*	L	21-34
O23	at Bowling Green*	W	30-6
O30	Ball State*	W	33-14
N6	Temple*	L	10-28
N13	Army	L	28-45
N20	at Western Michigan*	L	3-38
N26	Ohio*	W	28-6

2011

5-7 Overall • 4-4 MAC (3rd-East)

Coach: Darrell Hazell

S3	at #2 Alabama	L	7-48
S10	Louisiana	L	12-20
S17	at Kansas State	L	0-37
S24	South Alabama	W	33-25
O1	at Ohio*	L	10-17
O8	at Northern Illinois*	L	10-40
O15	Miami*	L	3-9
O29	Bowling Green*	W	27-15
N4	Central Michigan*	W	24-21
N12	at Akron*	W	35-3
N19	Eastern Michigan*	W	28-22
N25	at Temple*	L	16-34

2012

11-3 Overall • 8-0 MAC (1st-East)

Coach: Darrell Hazell

A30	Towson	W	41-21
S8	at Kentucky	L	14-47
S19	at Buffalo*	W	23-7
S29	Ball State*	W	45-43
O6	at Eastern Michigan*	W	41-14
O13	at Army	W	31-17
O20	Western Michigan*	W	41-24
O27	at #18 Rutgers	W	35-23
N3	Akron*	W	35-24
N10	at Miami*	W	48-32
N17	at Bowling Green	W	31-24
N23	Ohio*	W	28-6
N30	vs. Northern Illinois (1)	L	37-44
J6	vs. Arkansas State (2)	L	13-17

(1) MAC Championship Game (Detroit, Mich.)

(2) GoDaddy.com Bowl (Mobile, Ala.)

2013

4-8 Overall • 3-5 MAC (5th-East)

Coach: Paul Haynes

A29	Liberty	W	10-17
S7	Bowling Green*	L	22-41
S14	at #8 LSU	L	13-45
S21	at Penn State	L	0-34
S28	at Western Michigan*	W	32-14
O5	Northern Illinois*	L	24-38
O12	at Ball State*	L	24-27
O19	at South Alabama	L	21-38

YEAR-BY-YEAR RESULTS

O26 Buffalo*	L	21-41
N2 at Akron*	L	7-16
N13 Miami*	W	24-6
N19 at Ohio*	W	44-13

2014

2-9 Overall • 1-6 MAC (7th-East)

Coach: Paul Haynes

A30 Ohio*	L	14-17
S6 South Alabama	L	13-23
S13 at #22 Ohio State	L	0-66
S27 at Virginia	L	13-45
O4 at Northern Illinois*	L	14-17
O11 UMass*	L	17-40
O18 Army	W	39-17
O25 at Miami*	L	3-10
N4 Toledo*	L	20-30
N12 at Bowling Green*	L	20-30
N28 Akron*	W	27-24

2015

3-9 Overall • 2-6 MAC (T5th-East)

Coach: Paul Haynes

S5 at Illinois	L	3-52
S12 Delaware State	W	45-13
S19 at Minnesota	L	7-10
S26 Marshall	L	29-36
O3 Miami*	W	20-14
O10 at #24 Toledo*	L	7-38
O17 at UMass*	W	15-10
O24 Bowling Green*	L	0-48
N5 Buffalo*	L	17-18
N10 at Ohio*	L	0-27
N18 Central Michigan*	L	14-27
N27 at Akron*	L	0-20

2016

3-9 Overall • 2-6 MAC (5th-East)

Coach: Paul Haynes

S3 at Penn State	L	13-33
S10 NC A&T State	L (4ot)	36-39
S17 Monmouth	W	27-7
S24 at #1 Alabama	L	0-48
O1 Akron*	L	27-31
O8 at Buffalo*	W	44-20
O15 at Miami*	L	14-18
O22 Ohio*	L	10-14
O29 at Central Michigan*	W	27-24
N8 #14 Western Michigan*	L	21-37
N15 at Bowling Green*	L	7-42
N25 Northern Illinois*	L	21-31

2017

2-10 Overall • 1-7 MAC (6th-East)

Coach: Paul Haynes

S2 at #5 Clemson	L	3-56
S9 Howard	W	38-31
S16 at Marshall	L	0-21
S23 at #19 Louisville	L	3-42
S30 Buffalo*	L	13-27
O7 at Northern Illinois*	L	3-24
O14 Miami*	W	17-14
O21 at Ohio*	L	3-48

O31 Bowling Green*	L	16-44
N8 at Western Michigan*	L	20-48
N14 Central Michigan*	L	23-42

2018

2-10 Overall • 1-7 MAC (6th-East)

Coach: Sean Lewis

S1 at Illinois	L	24-31
S8 Howard	W	54-14
S15 at #10 Penn State	L	10-63
S22 at Ole Miss	L	17-38
S29 at Ball State*	L	24-52
O6 Ohio*	L	26-27
O13 at Miami*	L	6-31
O20 Akron*	L (ot)	23-24
O30 at Bowling Green*	W	35-28
N6 at Buffalo*	L	14-48
N15 Toledo*	L	34-56
N21 Eastern Michigan*	L	20-28

2019

7-6 Overall • 5-3 MAC (T-2nd East)

Coach: Sean Lewis

A29 at Rv Arizona State	L	30-7
S7 Kennesaw State	W(ot)	26-23
S14 at #14 Auburn	L	55-16
S21 vs Bowling Green*	W	62-20
O5 at #11 Wisconsin	L	48-0
O12 at Akron*	W	26-3
O19 at Ohio*	L	45-38
O26 Miami*	L	23-16
N5 at Toledo*	L	35-33
N14 Buffalo*	W	30-27
N23 Ball State*	W	41-39
N29 at Eastern Michigan*	W	34-26
D20 Utah State!	W	51-41

! 2019 Tropical Smoothie Cafe Frisco Bowl

2020

3-1 Overall • 3-1 MAC (2nd East)

Coach: Sean Lewis

N4 Eastern Michigan*	W	27-23
N10 at Bowling Green*	W	62-24
N17 Akron*	W	69-35
N28 at Buffalo*	L	41-70

2021

7-7 Overall • 6-2 MAC (1st-East)

Coach: Sean Lewis

S4 at #5 Texas A&M	L	10-41
S11 VMI	W	60-10
S18 at #5 Iowa	L	7-30
S25 at Maryland	L	16-37
O2 Bowling Green*	W	27-20
O9 Buffalo*	W	48-38
O16 at Western Michigan*	L	31-64
O23 at Ohio*	W	34-27
N3 Northern Illinois*	W	52-47
N10 at Central Michigan*	L	30-54
N20 at Akron*	W	38-0

N27 Miami*	W (ot)	48-47
D4 vs. Northern Illinois^	L	23-41
D21 vs. Wyoming&	L	38-52

^Mid-American Conference Title Game
& Famous Idaho Potato Bowl**2022**

5-7 Overall • 4-4 MAC (T-4th East)

Coach: Sean Lewis

S3 at Washington	L	20-45
S10 at #7 Oklahoma	L	3-33
S17 Long Island	W	63-10
S24 at #1 Georgia	L	22-39
O1 Ohio*	W	31-24
O8 at Miami*	L	24-27
O15 at Toledo*	L	31-52
O22 Akron*	W	33-27
N1 Ball State*	L	20-27
N9 at Bowling Green*	W	40-6
N16 at Eastern Michigan*	L	24-31
N26 Buffalo*	W	30-27

2023

1-11 Overall • 0-8 MAC (6th East)

Coach: Kenni Burns

A31 at UCF	L	6-56
S9 at Arkansas	L	6-28
S16 CCSU	W	38-10
S23 at Fresno State	L	10-53
S30 Miami*	L	3-23
O7 at Ohio*	L	17-42
O14 at Eastern Michigan*	L	14-28
O21 Buffalo*	L	6-24
N1 at Akron*	L	27-31
N8 Bowling Green*	L	19-49
N18 at Ball State*	L	3-34
N25 Northern Illinois*	L	27-37

2024

0-12 Overall • 0-8 MAC (12th)

Coach: Kenni Burns

A31 at Pitt	L	24-55
S7 Saint Francis (Pa.)	L	17-23
S14 at #7 Tennessee	L	0-71
S21 at #10 Penn State	L	0-56
S28 Eastern Michigan*	L	33-52
O12 Ball State*	L	35-37
O19 at Bowling Green*	L	6-27
O26 at Western Michigan*	L	21-52
N6 Ohio*	L	0-41
N13 at Miami*	L	7-34
N19 Akron*	L	17-38
N26 at Buffalo*	L	7-43

- All rankings from Associated Press Poll

* Indicates Mid-American Conference game

ALL-TIME VS. OPPONENTS

AIR FORCE • 1-1

10.02.76	Cleveland, Ohio	W	24-19
10.28.78	Colorado Springs, Colo.	L	10-26

AKRON • 28-38-2

1923	Akron, Ohio	L	0-32
1928	Akron, Ohio	L	6-8
10.05.29	Akron, Ohio	L	0-25
10.11.30	Akron, Ohio	L	6-12
10.10.31	Akron, Ohio	L	6-12
10.22.32	Akron, Ohio	T	0-0
10.07.33	Kent, Ohio	L	6-19
10.06.34	Akron, Ohio	L	0-26
10.11.35	Akron, Ohio	L	0-3
10.09.36	Akron, Ohio	L	0-6
11.09.40	Akron, Ohio	L	7-23
1941	Akron, Ohio	L	13-41
11.14.42	Akron, Ohio	W	23-6
1946	Akron, Ohio	W	13-6
11.14.47	Kent, Ohio	W	6-0
11.12.48	Akron, Ohio	W	31-0
11.12.49	Kent, Ohio	W	47-0
11.11.50	Akron, Ohio	W	19-7
11.10.51	Kent, Ohio	W	48-7
11.07.52	Akron, Ohio	W	34-14
11.07.53	Kent, Ohio	W	54-19
11.06.54	Akron, Ohio	W	58-18
09.09.72	Akron, Ohio	T	13-13
10.26.74	Kent, Ohio	W	51-14
09.15.79	Akron, Ohio	L	13-15
09.19.81	Kent, Ohio	W	17-6
09.03.83	Akron, Ohio	L	6-13
09.01.84	Kent, Ohio	W	24-17
09.14.85	Akron, Ohio	L	0-24
09.13.86	Kent, Ohio	L	7-17
09.12.87	Akron, Ohio	W	27-23
09.10.88	Kent, Ohio	W	32-12
09.09.89	Akron, Ohio	L	7-40
09.08.90	Kent, Ohio	L	10-38
10.10.92	Kent, Ohio	W	20-16
09.11.93	Akron, Ohio	L	7-42
09.17.94	Kent, Ohio	W	32-16
10.28.95	Akron, Ohio	L	6-14
10.05.96	Kent, Ohio	W	32-17
11.08.97	Akron, Ohio	L	35-45
10.09.98	Kent, Ohio	L	16-45
11.13.99	Akron, Ohio	L	34-37
11.18.00	Kent, Ohio	L	6-34
09.29.01	Akron, Ohio	L	10-14
11.23.02	Kent, Ohio	L	10-48
08.28.03	Akron, Ohio	W	41-38
09.23.04	Kent, Ohio	L	19-24
11.24.05	Akron, Ohio	L	3-35
09.30.06	Kent, Ohio	W	37-15
09.22.07	Akron, Ohio	L	20-27
10.04.08	Kent, Ohio	L (2ot)	27-30
11.07.09	Akron, Ohio	L	20-28
10.09.10	Kent, Ohio	W	28-17
11.12.11	Akron, Ohio	W	35-3
11.03.12	Kent, Ohio	W	35-24
11.02.13	Akron, Ohio	L	7-16

11.28.14	Kent, Ohio	W	27-24
11.27.15	Akron, Ohio	L	0-20
10.01.16	Kent, Ohio	L	27-31
11.21.17	Akron, Ohio	L	14-24
10.20.18	Kent, Ohio	L (ot)	23-24
10.12.19	Akron, Ohio	W	26-3
11.17.20	Kent, Ohio	W	69-35
11.20.21	Akron, Ohio	W	38-0
10.22.22	Kent, Ohio	W	33-27
11.01.23	Akron, Ohio	L	27-31
11.19.24	Kent, Ohio	L	17-38

ALABAMA • 0-2

09.03.11	Tuscaloosa, Ala.	L	7-48
09.24.16	Tuscaloosa, Ala.	L	0-48

ALBION • 1-0

1938	Kent, Ohio	W	17-0
------	------------	---	------

ARIZONA STATE • 0-1

8.28.19	Tempe, AZ	L	30-7
---------	-----------	---	------

ARKANSAS • 0-1

09.09.23	Fayetteville, AR	L	6-28
----------	------------------	---	------

ARKANSAS ST. • 0-1

01.06.13	Mobile, Ala.	L	17-13
----------	--------------	---	-------

ARMY • 2-2

09.09.06	West Point, N.Y.	L (ot)	14-17
11.13.10	Kent, Ohio	L	28-45
10.13.12	West Point, N.Y.	W	31-17
10.18.14	Kent, Ohio	W	39-17

ASHLAND • 2-7-3

10.30.20	Ashland, Ohio	L	0-6
1921	Kent, Ohio	L	0-7
1922	Kent, Ohio	L	0-14
1924	Ashland, Ohio	L	0-20
1926	Ashland, Ohio	L	0-55
10.25.30	Kent, Ohio	T	0-0
11.12.32	Kent, Ohio	L	0-6
10.20.33	Ashland, Ohio	T	0-0
10.27.34	Kent, Ohio	T	0-0
11.16.35	Ashland, Ohio	L	7-19
11.14.36	Kent, Ohio	W	14-7
11.11.37	Ashland, Ohio	W	14-0

ASSUMPTION • 2-0

1938	Kent, Ohio	W	17-0
09.28.40	Kent, Ohio	W	26-0

AUBURN • 0-1

9.14.19	Auburn, Ala.	L	55-16
---------	--------------	---	-------

BALDWIN-WALLACE • 9-13

1922	Berea, Ohio	L	0-32
1923	Berea, Ohio	L	0-118
11.16.29	Kent, Ohio	L	0-18
10.31.31	Berea, Ohio	L	0-31
10.15.32	Kent, Ohio	L	0-21
11.10.34	Kent, Ohio	L	0-39
11.09.35	Berea, Ohio	L	18-40
09.25.37	Berea, Ohio	L	0-13
11.11.38	Kent, Ohio	L	6-26
1939	Kent, Ohio	L	6-40
11.16.40	Berea, Ohio	W	14-7
1946	Berea, Ohio	L	12-21
10.11.52	Berea, Ohio	L	13-19

10.09.53	Kent, Ohio	W	14-13
10.08.54	Berea, Ohio	W	52-7
10.07.55	Kent, Ohio	W	33-2
11.10.56	Berea, Ohio	W	46-0
09.27.57	Kent, Ohio	W	26-13
09.27.58	Berea, Ohio	W	21-14
09.25.59	Kent, Ohio	W	46-12
09.24.60	Berea, Ohio	W	16-6
11.18.61	Kent, Ohio	L	6-14

BALL STATE • 8-24

09.24.77	Kent, Ohio	W	13-12
09.16.78	Muncie, Ind.	L	3-27
09.22.79	Kent, Ohio	L	10-35
11.08.80	Muncie, Ind.	L	7-34
10.17.81	Muncie, Ind.	W	17-7
10.16.82	Kent, Ohio	L	3-21
10.16.83	Kent, Ohio	L	13-17
10.13.84	Muncie, Ind.	W	15-10
10.19.85	Kent, Ohio	W	45-16
10.18.86	Muncie, Ind.	L	17-26
10.10.87	Muncie, Ind.	L	23-24
10.08.88	Kent, Ohio	L	20-31
10.14.89	Kent, Ohio	L	21-23
10.13.90	Muncie, Ind.	L	0-31
09.21.91	Muncie, Ind.	L	27-28
09.19.92	Kent, Ohio	L	6-10
11.20.93	Muncie, Ind.	L	3-28
11.19.94	Kent, Ohio	L	0-34
11.04.95	Kent, Ohio	L	13-28
11.09.96	Muncie, Ind.	L	6-50
11.10.01	Muncie, Ind.	W	31-18
10.04.03	Kent, Ohio	L	17-34
11.24.06	Muncie, Ind.	L	6-30
09.27.08	Muncie, Ind.	L	20-41
10.30.10	Kent, Ohio	W	33-14
09.29.12	Kent, Ohio	W	45-43
10.12.13	Muncie, Ind.	L	24-27
09.29.18	Muncie, Ind.	L	24-52
11.23.19	Kent, Ohio	W	41-38
11.01.22	Kent, Ohio	L	20-27
11.18.23	Muncie, Ind.	L	3-34
10.12.24	Kent, Ohio	L	35-37

BAYLOR • 0-1

10.03.09	Waco, Texas	L	15-31
----------	-------------	---	-------

BLUFFTON • 3-0

09.21.40	Kent, Ohio	W	37-0
1941	Kent, Ohio	W	58-0
1946	Kent, Ohio	W	39-0

BOSTON COLLEGE • 0-3

08.30.08	Cleveland, Ohio	L	0-21
09.12.09	Chestnut Hill, Mass.	L	7-34
09.11.10	Chestnut Hill, Mass.	L	13-26

BOWLING GREEN • 24-62-6

11.06.20	Kent, Ohio	L	0-7
10.01.21	Kent, Ohio	T	0-0
11.11.22	Kent, Ohio	L	0-6
10.15.27	Kent, Ohio	L	0-13
11.26.28	Bowling Green, Ohio	T	6-6
10.13.34	Bowling Green, Ohio	T	0-0
10.26.35	Kent, Ohio	W	45-0

10.24.36	Bowling Green, Ohio	W	6-0
10.30.37	Kent, Ohio	T	13-13
11.05.38	Bowling Green, Ohio	W	7-3
11.14.39	Kent, Ohio	L	0-34
11.02.40	Bowling Green, Ohio	W	13-0
11.01.41	Kent, Ohio	L	6-12
10.31.42	Bowling Green, Ohio	W	7-0
10.19.46	Kent, Ohio	L	0-13
10.25.47	Bowling Green, Ohio	L	18-21
11.06.48	Kent, Ohio	L	14-23
11.05.49	Bowling Green, Ohio	L	6-27
11.04.50	Kent, Ohio	W	19-6
11.03.51	Bowling Green, Ohio	T	27-27
11.01.52	Kent, Ohio	L	21-44
10.31.53	Bowling Green, Ohio	W	41-7
10.30.54	Kent, Ohio	W	28-25
09.23.55	Kent, Ohio	T	6-6
09.22.56	Bowling Green, Ohio	L	0-17
10.26.57	Kent, Ohio	L	7-13
10.25.58	Bowling Green, Ohio	W	8-7
10.24.59	Kent, Ohio	L	8-25
10.22.60	Bowling Green, Ohio	L	0-28
10.21.61	Kent, Ohio	L	6-21
10.20.62	Bowling Green, Ohio	L	6-45
10.26.63	Kent, Ohio	L	3-18
10.24.64	Bowling Green, Ohio	L	0-41
10.23.65	Kent, Ohio	L	6-7
10.22.66	Bowling Green, Ohio	W	35-12
10.21.67	Kent, Ohio	L	6-7
10.19.68	Bowling Green, Ohio	L	7-30
10.18.69	Kent, Ohio	L	0-7
10.17.70	Bowling Green, Ohio	L	0-44
10.16.71	Kent, Ohio	L	33-46
10.14.72	Bowling Green, Ohio	W	14-10
10.13.73	Kent, Ohio	W	21-7
10.12.74	Bowling Green, Ohio	L	10-26
10.18.75	Cleveland, Ohio	L	9-35
10.16.76	Bowling Green, Ohio	L	13-17
10.15.77	Kent, Ohio	L	10-14
10.14.78	Bowling Green, Ohio	L	20-28
10.13.79	Kent, Ohio	L	17-28
10.18.80	Bowling Green, Ohio	L	3-24
10.31.81	Bowling Green, Ohio	L	7-13
10.30.82	Kent, Ohio	L	7-41
11.19.83	Kent, Ohio	L	3-38
11.12.84	Kent, Ohio	L	10-27
10.26.85	Bowling Green, Ohio	L	14-26
10.25.86	Kent, Ohio	L	15-31
11.07.87	Bowling Green, Ohio	L	20-30
11.05.88	Kent, Ohio	W	31-19
11.04.89	Bowling Green, Ohio	L	28-51
11.03.90	Kent, Ohio	L	16-20
11.09.91	Bowling Green, Ohio	L	7-35
11.07.92	Kent, Ohio	L	22-28
11.06.93	Bowling Green, Ohio	L	7-40
11.05.94	Kent, Ohio	L	16-22
11.11.95	Kent, Ohio	L	15-26
10.12.96	Bowling Green, Ohio	L	24-31
11.01.97	Kent, Ohio	W	29-20
10.23.98	Bowling Green, Ohio	L	21-42
09.25.99	Kent, Ohio	W	41-27

ALL-TIME VS. OPPONENTS

09.30.00	Kent, Ohio	L	11-18
10.06.01	Bowling Green, Ohio	L	7-24
11.02.02	Kent, Ohio	L	14-45
11.05.03	Bowling Green, Ohio	L	33-42
11.05.05	Kent, Ohio	L	14-24
09.23.06	Bowling Green, Ohio	W	38-3
10.20.07	Kent, Ohio	L	20-31
11.01.08	Bowling Green, Ohio	L	30-45
10.10.09	Kent, Ohio	L	35-36
10.23.10	Bowling Green, Ohio	W	30-6
10.29.11	Kent, Ohio	W	27-15
11.17.12	Bowling Green, Ohio	W	31-24
09.07.13	Kent, Ohio	L	22-41
11.12.14	Bowling Green, Ohio	L	20-30
10.24.15	Kent, Ohio	L	0-48
11.15.16	Bowling Green, Ohio	L	7-42
10.31.17	Kent, Ohio	L	16-34
10.30.18	Bowling Green, Ohio	W	35-28
9.21.19	Kent, Ohio	W	62-20
11.10.20	Bowling Green, Ohio	W	62-24
10.02.21	Kent, Ohio	W	27-20
11.09.22	Bowling Green, Ohio	W	40-6
11.08.23	Kent, Ohio	L	19-49
10.19.24	Bowling Green, Ohio	L	6-27

BUCKNELL • 1-1

10.13.51	Kent, Ohio	L	7-13
09.08.01	Kent, Ohio	W	38-17

BUFFALO • 14-16

10.25.37	Buffalo, N.Y.	L	0-13
1938	Kent, Ohio	W	54-0
09.17.66	Kent, Ohio	L	23-27
09.16.67	Buffalo, N.Y.	L	6-30
09.21.68	Kent, Ohio	L	13-21
10.04.69	Buffalo, N.Y.	W	17-8
09.26.70	Kent, Ohio	W	27-21
10.30.99	Kent, Ohio	W	41-20
11.04.00	Buffalo, N.Y.	L(ot)	17-20
10.20.01	Kent, Ohio	W	35-13
10.26.02	Buffalo, N.Y.	W	16-12
11.22.03	Kent, Ohio	W	34-24
11.06.04	Buffalo, N.Y.	W	33-7
11.12.05	Kent, Ohio	L	6-10
11.04.06	Buffalo, N.Y.	L	41-14
11.24.07	Kent, Ohio	L(ot)	23-30
11.28.08	Buffalo, N.Y.	W	24-21
11.27.09	Kent, Ohio	L	6-9
09.19.12	Buffalo, N.Y.	W	23-7
10.26.13	Kent, Ohio	L	21-41
11.5.15	Kent, Ohio	L	17-18
10.08.16	Buffalo, N.Y.	W	44-20
09.30.17	Kent, Ohio	L	13-27
11.06.18	Buffalo, N.Y.	L	14-48
11.14.19	Kent, Ohio	W	30-27
11.28.20	Buffalo, N.Y.	L	41-70
10.09.21	Kent, Ohio	W	48-38
11.26.22	Buffalo, N.Y.	W	30-27
10.21.23	Kent, Ohio	L	6-24
11.26.24	Buffalo, N.Y.	L	7-43

CAL POLY • 1-0

09.14.02	Kent, Ohio	W	37-34
----------	------------	---	-------

CAPITAL • 3-0

11.08.30	Columbus, Ohio	W	33-0
11.07.31	Kent, Ohio	W	33-0
11.05.32	Columbus, Ohio	T	0-0
10.14.33	Kent, Ohio	W	13-0

CASE TECH • 0-2

10.18.30	Cleveland, Ohio	L	0-6
1941	Kent, Ohio	L	6-7

CEDARVILLE • 2-0

1927	Kent, Ohio	W	19-18
1928	Kent, Ohio	W	26-0

CENTRAL FLORIDA • 2-3

10.04.97	Kent, Ohio	L	43-59
11.16.02	Orlando, Fla.	L	6-32
09.27.03	Kent, Ohio	W	36-16
11.23.04	Orlando, Fla.	W	41-24
8.31.23	Orlando, Fla.	L	6-56

CENTRAL MICHIGAN • 11-25

10.16.48	Mt. Pleasant, Mich.	W	28-0
10.14.49	Kent, Ohio	W	26-12
11.24.73	Kent, Ohio	W	28-7
09.07.74	Mt. Pleasant, Mich.	W	21-14
10.25.75	Kent, Ohio	L	8-17
09.11.76	Mt. Pleasant, Mich.	W	20-10
11.05.77	Kent, Ohio	L	10-49
09.09.78	Mt. Pleasant, Mich.	L	0-41
10.27.79	Kent, Ohio	L	21-44
09.27.80	Mt. Pleasant, Mich.	L	6-21
10.24.81	Mt. Pleasant, Mich.	L	3-24
10.23.82	Kent, Ohio	L	20-31
10.01.83	Mt. Pleasant, Mich.	L	7-13
09.29.84	Kent, Ohio	L	10-14
10.05.85	Mt. Pleasant, Mich.	L	17-21
10.04.86	Kent, Ohio	W	33-30
10.03.87	Kent, Ohio	W	24-21
10.01.88	Mt. Pleasant, Mich.	L	7-31
10.07.89	Mt. Pleasant, Mich.	L	0-38
10.06.90	Kent, Ohio	L	0-42
10.19.91	Kent, Ohio	L	7-23
10.17.92	Mt. Pleasant, Mich.	L	0-35
10.23.93	Kent, Ohio	L	28-33
09.24.94	Mt. Pleasant, Mich.	L	0-45
10.21.95	Mt. Pleasant, Mich.	L	16-27
11.02.96	Kent, Ohio	L	51-52
10.25.97	Kent, Ohio	W	60-37
09.26.98	Mt. Pleasant, Mich.	L	7-46
10.07.00	Mt. Pleasant, Mich.	W(2ot)	24-21
10.02.04	Mt. Pleasant, Mich.	L	21-24
10.27.07	Kent, Ohio	L	32-41
11.04.11	Kent, Ohio	W	24-21
11.18.15	Kent, Ohio	L	14-27
10.29.16	Mt. Pleasant, Mich.	W	27-24
11.14.17	Kent, Ohio	L	23-42
11.10.21	Mt. Pleasant, Mich.	L	30-54

CINCINNATI • 0-5

09.18.71	Cincinnati, Ohio	L	20-42
09.29.90	Kent, Ohio	L	24-27
10.12.91	Kent, Ohio	L	19-38
10.03.92	Cincinnati, Ohio	L	0-31

09.04.99	Cincinnati, Ohio	L	3-41
----------	------------------	---	------

CLEMSON • 0-1

09.02.17	Clemson, S.C.	L	3-56
----------	---------------	---	------

COASTAL CAROLINA • 1-0

09.03.09	Kent, Ohio	W	18-0
----------	------------	---	------

COLORADO • 0-1

09.17.77	Boulder, Colo.	L	0-42
----------	----------------	---	------

CENTRAL CT. • 1-0

9.16.23	Kent, Ohio.	W	38-10
---------	-------------	---	-------

CONNECTICUT • 2-2

11.20.48	Storrs, Conn.	W	42-26
10.29.49	Kent, Ohio	W	27-0
11.09.02	Storrs, Conn.	L	21-63
10.18.03	Kent, Ohio	L(ot)	31-34

DAYTON • 6-3

10.01.55	Dayton, Ohio	L	13-26
11.19.60	Dayton, Ohio	W	14-7
09.16.61	Kent, Ohio	W	38-14
09.15.62	Dayton, Ohio	W	22-7
11.23.63	Kent, Ohio	W	23-0
11.21.64	Dayton, Ohio	L	11-16
09.25.65	Kent, Ohio	W	14-6
09.14.68	Dayton, Ohio	L	10-24
09.13.69	Kent, Ohio	W	24-14

DEFIANCE • 1-0-1

1928	Kent, Ohio	T	0-0
11.15.30	Kent, Ohio	W	13-6

DELAWARE • 0-1

12.05.54	Evansville, Ind.	L	7-19
----------	------------------	---	------

DELAWARE STATE • 3-0

09.15.07	Kent, Ohio	W	38-7
09.13.08	Kent, Ohio	W	24-3
09.12.15	Kent, Ohio	W	45-13

EASTERN KENTUCKY • 0-1

09.08.79	Kent, Ohio	L	14-17
----------	------------	---	-------

EASTERN MICHIGAN • 18-17

10.20.73	Kent, Ohio	W	34-20
09.28.74	Ypsilanti, Mich.	W	13-0
10.30.76	Kent, Ohio	W	38-13
10.22.77	Ypsilanti, Mich.	W	29-13
10.20.79	Ypsilanti, Mich.	L	10-14
10.25.80	Kent, Ohio	W	35-12
11.07.81	Kent, Ohio	W	13-7
11.06.82	Ypsilanti, Mich.	L	7-9
11.05.83	Kent, Ohio	W	37-13
11.03.84	Ypsilanti, Mich.	L	18-20
09.28.85	Kent, Ohio	W	28-3
09.27.86	Ypsilanti, Mich.	W	20-16
09.26.87	Kent, Ohio	L	21-23
09.17.88	Ypsilanti, Mich.	L	14-21
09.02.89	Ypsilanti, Mich.	L	7-30
11.17.90	Kent, Ohio	W	25-24
10.05.91	Kent, Ohio	L	20-21
09.26.92	Ypsilanti, Mich.	W	17-14
10.09.93	Ypsilanti, Mich.	L	15-20
10.08.94	Kent, Ohio	L	10-24
11.18.95	Kent, Ohio	L	7-40
10.26.96	Ypsilanti, Mich.	L	10-51
09.20.97	Ypsilanti, Mich.	W	41-38

10.02.98	Kent, Ohio	L	17-26
11.13.04	Kent, Ohio	W	69-17
10.01.05	Ypsilanti, Mich.	L	20-27
11.17.06	Kent, Ohio	W	14-6
10.17.09	Ypsilanti, Mich.	W	28-6
11.19.11	Kent, Ohio	W	28-22
10.06.12	Ypsilanti, Mich.	W	41-14
11.23.18	Kent, Ohio	L	20-28
11.29.19	Ypsilanti, Mich.	W	34-26
11.4.20	Kent, Ohio	W	27-23
11.16.22	Kent, Ohio	L	24-31
10.14.23	Ypsilanti, Mich.	L	14-28
09.28.24	Kent, Ohio	L	33-52

EDINBORO • 1-1-1

1925	Edinboro, Pa.	T	0-0
1926	Kent, Ohio	W	12-0
1927	Kent, Ohio	L	0-6

FINDLAY • 6-3

1925	Kent, Ohio	L	0-12
1926	Kent, Ohio	L	6-7
10.30.36	Findlay, Ohio	W	19-0
11.06.37	Kent, Ohio	W	26-0
10.07.38	Findlay, Ohio	W	13-7
1939	Kent, Ohio	L	7-10
10.18.40	Findlay, Ohio	W	13-0
1941	Kent, Ohio	W	26-0
1942	Kent, Ohio	W	6-0

FLORIDA • 0-1

10.11.86	Gainesville, Fla.	L	9-52
----------	-------------------	---	------

FORT BELVOIR • 0-1

09.25.53	Kent, Ohio	L	6-7
----------	------------	---	-----

FRESNO STATE • 0-1

09.23.23	Fresno, Ca	L	10-53
----------	------------	---	-------

GEORGIA • 0-2

09.05.98	Athens, Ga.	L	3-56
09.24.22	Athens, Ga.	L	22-39

HAWAII • 1-1

11.06.76	Honolulu, Hawaii	W	27-6
09.18.93	Honolulu, Hawaii	L	17-49

HEIDELBERG • 2-5

1926	Kent, Ohio	L	0-25
10.12.29	Kent, Ohio	L	2-25
10.05.35	Kent, Ohio	L	6-21
10.03.36	Kent, Ohio	L	0-19
10.02.37	Kent, Ohio	L	7-13
1938	Tiffin, Ohio	W	22-6
1939	Kent, Ohio	W	19-0

HIRAM • 7-3-2

1922	Hiram, Ohio	L	0-14
1924	Kent, Ohio	L	0-14
1925	Kent, Ohio	T	0-0
11.01.30	Kent, Ohio	W	6-0
11.21.31	Kent, Ohio	W	7-0
09.22.32	Kent, Ohio	L	0-6
10.28.33	Hiram, Ohio	T	0-0
11.03.34	Kent, Ohio	W	26-6
11.02.35	Hiram, Ohio	W	45-6
10.05.40	Kent, Ohio	W	26-0
1942	Kent, Ohio	W	20-0

ALL-TIME VS. OPPONENTS

09.28.46 Hiram, Ohio W 40-0

HOBERT • 1-0

1939 Geneva, N.Y. W 8-6

HOLBROOK • 1-0

1938 Kent, Ohio W 49-0

HOWARD • 2-0

09.09.17 Kent, Ohio W 38-31

09.08.18 Kent, Ohio W 54-14

ILLINOIS • 0-2

09.05.15 Urbana-Champaign, Ill. L 3-52

09.01.18 Urbana-Champaign, Ill. L 24-31

ILLINOIS STATE • 2-0

09.12.77 Kent, Ohio W 33-14

09.23.78 Kent, Ohio W 34-3

INDIANA (PA.) • 1-6-1

1922 Indiana, Pa. L 0-14

1923 Kent, Ohio L 0-21

1924 Kent, Ohio L 0-29

1925 Indiana, Pa. T 6-6

1926 Kent, Ohio L 0-23

1927 Kent, Ohio L 0-7

1928 Kent, Ohio W 13-0

11.23.29 Kent, Ohio L 0-21

IOWA • 0-3

09.01.01 Iowa City, Iowa L 0-51

09.04.04 Iowa City, Iowa L 7-39

9.18.21 Iowa City, Iowa L 30-7

IOWA STATE • 1-6

10.02.71 Kent, Ohio L 14-17

09.25.76 Ames, Iowa L 7-47

09.26.81 Ames, Iowa L 19-28

10.09.82 Ames, Iowa L 7-44

08.30.07 Ames, Iowa W 23-14

09.06.08 Ames, Iowa L 28-48

09.19.09 Kent, Ohio L 14-34

JOHN CARROLL • 4-7

1921 Kent, Ohio L 0-13

1928 Kent, Ohio L 0-12

10.25.29 University Hts., Ohio L 0-32

10.29.32 University Hts., Ohio L 0-28

09.25.36 University Hts., Ohio W 34-7

1938 University Hts., Ohio L 6-27

1941 Kent, Ohio L 0-12

1946 University Hts., Ohio W 20-7

11.01.47 Kent, Ohio W 26-7

10.07.50 University Hts., Ohio L 7-48

11.13.54 Kent, Ohio W 27-14

KALAMAZOO COLLEGE • 2-0

1946 Kalamazoo, Mich. W 12-0

10.18.47 Kent, Ohio W 13-0

KANSAS • 1-1

09.19.87 Lawrence, Kan. W 31-17

09.16.89 Lawrence, Kan. L 21-28

KANSAS STATE • 0-1

09.17.11 Manhattan, Kan. L 0-37

KENNESAW STATE • 1-0

09.7.19 Kent, Ohio W(ot) 26-23

KENTUCKY • 0-7

09.08.84 Lexington, Ky. L 0-42

09.20.86 Lexington, Ky. L 12-37

09.24.88 Lexington, Ky. L 14-38

09.28.91 Lexington, Ky. L 6-24

09.04.93 Lexington, Ky. L 0-35

09.08.07 Lexington, Ky. L 20-56

09.08.12 Lexington, Ky. L 47-14

KENYON • 1-1-1

1927 Kent, Ohio T 6-6

1928 Kent, Ohio W 25-6

10.19.29 Kent, Ohio L 15-21

LAWRENCE TECH • 1-0

1939 Kent, Ohio W 20-6

LIBERTY • 2-0

09.11.04 Kent, Ohio W 38-10

08.29.13 Kent, Ohio W 17-10

LONG ISLAND • 1-0

09.17.22 Kent, Ohio. W 63-10

LOUISIANA • 0-2

09.20.08 Lafayette, La. L 27-44

09.10.11 Kent, Ohio L 12-20

LOUISVILLE • 9-9

09.29.56 Louisville, Ky. W 7-0

11.09.57 Kent, Ohio W 13-7

11.08.58 Louisville, Ky. L 0-21

11.21.59 Kent, Ohio W 16-14

11.11.60 Louisville, Ky. L 8-22

11.11.61 Kent, Ohio L 15-19

11.10.62 Louisville, Ky. L 8-29

11.09.63 Kent, Ohio W 26-7

11.07.64 Louisville, Ky. W 14-7

11.20.65 Kent, Ohio W 7-6

11.05.66 Louisville, Ky. L 20-23

11.04.67 Kent, Ohio W 28-21

11.02.68 Louisville, Ky. L 9-23

11.01.69 Kent, Ohio W 35-6

10.31.70 Louisville, Ky. L 13-14

09.16.72 Louisville, Ky. L 0-34

09.15.73 Kent, Ohio W 10-3

09.23.17 Louisville, Ky. L 3-42

LSU • 0-1

09.14.13 Baton Rouge, La. L 13-45

MARIETTA • 2-1

11.04.33 Kent, Ohio W 12-0

11.07.36 Kent, Ohio L 12-14

10.14.50 Kent, Ohio W 57-0

MARSHALL • 18-19

10.25.52 Huntington, W.Va. W 26-14

10.24.53 Kent, Ohio W 27-7

10.23.54 Huntington, W.Va. W 41-20

10.22.55 Kent, Ohio W 39-6

10.20.56 Huntington, W.Va. W 25-7

10.19.57 Huntington, W.Va. L 6-7

10.18.58 Kent, Ohio W 24-0

10.17.59 Huntington, W.Va. W 46-7

10.15.60 Kent, Ohio W 22-6

10.14.61 Huntington, W.Va. L 8-14

10.13.62 Kent, Ohio W 23-14

11.16.63 Kent, Ohio L 8-14

11.14.64 Huntington, W.Va. L 7-12

11.13.65 Kent, Ohio W 33-13

11.12.66 Huntington, W.Va. L 7-16

11.11.67 Kent, Ohio W 41-2

11.09.68 Huntington, W.Va. W 36-12

11.08.69 Kent, Ohio L 20-31

11.07.70 Huntington, W.Va. L 17-20

11.06.71 Kent, Ohio W 21-0

11.04.72 Huntington, W.Va. W 16-14

11.03.73 Kent, Ohio W 35-3

11.02.74 Huntington, W.Va. W 35-7

11.08.75 Kent, Ohio W 30-21

10.21.78 Kent, Ohio W 20-17

09.13.80 Huntington, W.Va. L 7-17

09.04.82 Huntington, W.Va. L 21-30

09.13.97 Kent, Ohio L 17-42

10.16.98 Huntington, W.Va. L 7-42

11.06.99 Kent, Ohio L 16-28

10.21.00 Huntington, W.Va. L 12-34

11.03.01 Kent, Ohio L 21-42

10.05.02 Kent, Ohio L 21-42

10.11.03 Huntington, W.Va. L 33-49

10.16.04 Kent, Ohio L 17-27

09.26.15 Kent, Ohio L(2OT) 29-36

09.16.17 Huntington, W.Va. L 0-21

MARYLAND • 0-1

9.25.21 College Park, MD L 16-37

UMASS • 1-1

10.11.14 Kent, Ohio L 17-40

10.17.15 Amherst, Mass. W 15-10

MIAMI (OH) • 18-53

10.10.42 Oxford, Ohio L 7-53

10.04.47 Neutral Site L 7-35

10.29.55 Kent, Ohio L 7-19

10.27.56 Oxford, Ohio L 0-14

10.12.57 Kent, Ohio L 14-27

10.11.58 Oxford, Ohio L 0-35

10.10.59 Kent, Ohio W 14-6

10.08.60 Oxford, Ohio W 22-19

10.07.61 Kent, Ohio L 0-21

10.06.62 Oxford, Ohio L 14-23

10.12.63 Kent, Ohio L 8-30

10.10.64 Kent, Ohio L 14-17

10.09.65 Kent, Ohio W 24-13

10.08.66 Oxford, Ohio L 0-7

10.07.67 Kent, Ohio L 7-21

10.05.68 Oxford, Ohio L 0-24

11.15.69 Kent, Ohio W 17-14

11.14.70 Oxford, Ohio L 8-10

11.13.71 Kent, Ohio L 0-30

11.11.72 Oxford, Ohio W 21-10

11.10.73 Kent, Ohio L 10-20

11.09.74 Oxford, Ohio L 17-19

11.15.75 Kent, Ohio L 8-27

11.13.76 Oxford, Ohio W 24-17

11.12.77 Kent, Ohio L 0-25

11.11.78 Oxford, Ohio L 13-38

11.10.79 Kent, Ohio L 8-35

11.15.80 Oxford, Ohio L 14-49

10.03.81 Oxford, Ohio L 13-20

10.02.82 Kent, Ohio L 0-20

10.08.83 Oxford, Ohio L 7-27

10.06.84 Kent, Ohio L 3-19

11.09.85 Oxford, Ohio L 24-52

11.08.86 Kent, Ohio W 24-23

11.14.87 Kent, Ohio W 14-10

11.12.88 Oxford, Ohio W 17-11

11.11.89 Kent, Ohio L 13-15

11.10.90 Oxford, Ohio L 10-31

11.16.91 Kent, Ohio L 9-20

11.14.92 Oxford, Ohio L 14-31

11.13.93 Kent, Ohio L 14-23

11.12.94 Oxford, Ohio L 14-24

09.09.95 Kent, Ohio L 0-39

08.31.96 Oxford, Ohio L 5-64

10.11.97 Kent, Ohio L 26-62

11.06.98 Oxford, Ohio L 0-56

10.16.99 Kent, Ohio L 10-17

09.23.00 Oxford, Ohio L 14-45

11.24.01 Kent, Ohio W 24-20

09.21.02 Oxford, Ohio L 20-27

10.25.03 Kent, Ohio L 30-38

10.09.04 Oxford, Ohio L 27-47

09.17.05 Kent, Ohio L 10-27

09.16.06 Oxford, Ohio W 16-14

10.06.07 Kent, Ohio L 13-20

10.25.08 Oxford, Ohio W 54-21

09.26.09 Kent, Ohio W 29-19

10.02.10 Oxford, Ohio L 21-27

10.15.11 Kent, Ohio L 3-9

11.10.12 Oxford, Ohio W 48-32

11.13.13 Kent, Ohio W 24-6

10.25.14 Oxford, Ohio L 3-10

10.03.15 Kent, Ohio W 20-14

10.15.16 Oxford, Ohio L 14-18

10.14.17 Kent, Ohio W 17-14

10.13.18 Oxford, Ohio L 6-31

10.26.19 Kent, Ohio L 16-23

11.27.21 Kent, Ohio W(ot) 48-47

10.08.22 Oxford, Ohio L 24-27

09.30.23 Kent, Ohio L 3-24

11.13.24 Oxford, Ohio L 7-34

MICHIGAN STATE • 0-1

09.03.05 E. Lansing, Mich. L 14-49

MINNESOTA • 0-2

08.31.06 Kent, Ohio L 0-44

09.19.15 Minneapolis, Minn. L 7-10

MONMOUTH • 1-0

09.17.16 Kent, Ohio W 27-7

MORRIS HARVEY • 0-1-1

09.22.50 Charleston, W.Va. L 0-7

10.20.51 Kent, Ohio T 14-14

MOUNT UNION • 6-6-2

1922 Alliance, Ohio L 0-32

10.03.30 Alliance, Ohio L 6-18

10.16.31 Alliance, Ohio L 0-25

11.18.33 Kent, Ohio T 0-0

11.18.34 Alliance, Ohio L 6-7

09.27.35 Alliance, Ohio L 0-19

1939 Alliance, Ohio T 6-6

ALL-TIME VS. OPPONENTS

10.12.40	Kent, Ohio	W	26-0
09.27.47	Alliance, Ohio	W	13-6
09.24.48	Alliance, Ohio	W	18-0
09.30.49	Kent, Ohio	W	13-11
09.29.50	Alliance, Ohio	L	14-19
09.28.51	Kent, Ohio	W	28-27
09.26.52	Alliance, Ohio	W	26-7

MURRAY STATE • 1-0

09.2.10	Kent, Ohio	W	41-10
---------	------------	---	-------

MUSKINGUM • 0-1-1

09.29.33	New Concord, Ohio	L	0-12
09.28.34	New Concord, Ohio	T	6-6

NAVY • 0-5

09.20.80	Annapolis, Md.	L	3-31
11.22.97	Annapolis, Md.	L	29-62
09.19.98	Annapolis, Md.	L	24-38
09.11.99	Kent, Ohio	L	28-48
10.15.05	Annapolis, Md.	L	31-34

NEVADA • 0-1

09.28.96	Reno, Nev.	L	42-63
----------	------------	---	-------

NEW HAMPSHIRE • 1-3

11.18.50	Durham, N.H.	L	7-13
11.17.51	Kent, Ohio	L	0-7
11.15.52	Durham, N.H.	L	21-23
08.29.02	Kent, Ohio	W	34-7

N.C. A&T • 0-1-0

09.10.16	Kent, Ohio	L (4ot)	36-39
----------	------------	---------	-------

N.C. STATE • 1-2

09.11.71	Raleigh, N.C.	W	23-21
09.30.89	Raleigh, N.C.	L	22-42
09.14.91	Raleigh, N.C.	L	0-47

ULM • 1-0

09.13.75	Monroe, La.	W	31-29
----------	-------------	---	-------

NORTHERN ILLINOIS • 8-23

11.18.49	DeKalb, Ill.	W	21-19
10.27.50	Kent, Ohio	W	56-7
09.25.66	DeKalb, Ill.	W	26-7
09.23.67	Kent, Ohio	W	35-0
10.30.71	Kent, Ohio	L	7-26
10.28.72	DeKalb, Ill.	L	7-28
10.04.75	DeKalb, Ill.	L	15-38
11.25.76	Kent, Ohio	W	42-0
10.29.77	Kent, Ohio	L	18-21
11.04.78	DeKalb, Ill.	L	21-27
11.03.79	DeKalb, Ill.	L	0-25
11.01.80	Kent, Ohio	L	14-35
10.10.81	Kent, Ohio	W	31-10
09.18.82	DeKalb, Ill.	L	15-23
09.24.83	Kent, Ohio	L	7-38
09.22.84	DeKalb, Ill.	L	10-24
10.23.99	DeKalb, Ill.	L	7-50
10.13.01	Kent, Ohio	W	44-34
09.28.02	DeKalb, Ill.	L	6-13
10.22.05	Kent, Ohio	L	3-34
11.10.07	DeKalb, Ill.	L	20-27
11.18.08	Kent, Ohio	L	14-42
10.08.11	DeKalb, Ill.	L	10-40
11.20.12	Detroit, Mich	L (2ot)	44-37
10.05.13	Kent, Ohio	L	24-38

10.4.14	DeKalb, Ill.	L	14-17
11.25.16	Kent, Ohio	L	21-31
10.07.17	DeKalb, Ill.	L	3-24
11.3.21	Kent, Ohio	W	52-47
12.4.21	Detroit, Mich	L	23-41
11.25.23	Kent, Ohio	L	27-37

OBERLIN • 0-2

09.28.29	Kent, Ohio	L	0-19
10.03.31	Oberlin, Ohio	L	6-12

OHIO • 27-48-2

10.17.36	Athens, Ohio	L	0-6
10.07.49	Athens, Ohio	L	6-34
10.21.50	Kent, Ohio	W	35-13
10.27.51	Athens, Ohio	L	27-28
10.18.52	Kent, Ohio	L	18-27
10.17.53	Athens, Ohio	L	21-40
10.16.54	Kent, Ohio	L	7-14
10.15.55	Athens, Ohio	W	20-14
10.13.56	Kent, Ohio	W	32-13
10.05.57	Athens, Ohio	W	14-9
10.04.58	Kent, Ohio	W	14-6
10.03.59	Athens, Ohio	L	0-46
10.01.60	Kent, Ohio	L	8-25
09.30.61	Athens, Ohio	W	23-17
09.29.62	Kent, Ohio	L	0-21
10.05.63	Athens, Ohio	L	0-20
10.03.64	Kent, Ohio	T	3-3
10.02.65	Athens, Ohio	W	27-10
10.01.66	Kent, Ohio	L	10-12
09.30.67	Athens, Ohio	L	0-1%
09.28.68	Kent, Ohio	L	7-31
09.20.69	Athens, Ohio	L	0-35
09.19.70	Kent, Ohio	L	14-24
09.25.71	Athens, Ohio	L	21-37
09.23.72	Kent, Ohio	W	37-14
09.22.73	Athens, Ohio	W	35-7
09.21.74	Kent, Ohio	L	0-20
09.27.75	Athens, Ohio	L	21-23
09.18.76	Kent, Ohio	L	12-14
10.01.77	Athens, Ohio	W	44-23
09.30.78	Kent, Ohio	W	20-14
09.29.79	Athens, Ohio	L	13-43
10.04.80	Kent, Ohio	W	15-14
11.21.81	Kent, Ohio	L	7-20
11.20.82	Athens, Ohio	L	20-24
10.22.83	Kent, Ohio	L	20-21
10.20.84	Athens, Ohio	W	19-7
11.02.85	Kent, Ohio	L	23-33
11.01.86	Athens, Ohio	W	17-13
10.24.87	Athens, Ohio	W	24-10
10.22.88	Kent, Ohio	L	14-21
10.21.89	Athens, Ohio	L	14-37
10.20.90	Kent, Ohio	W	44-15
10.26.91	Athens, Ohio	L	40-45
09.12.92	Kent, Ohio	L	14-27
10.16.93	Athens, Ohio	L	10-15
10.22.94	Kent, Ohio	W	24-0
09.16.95	Athens, Ohio	T	28-28
10.19.96	Kent, Ohio	L	15-24
08.28.97	Athens, Ohio	L	7-31

11.13.98	Kent, Ohio	L	21-31
10.02.99	Athens, Ohio	L	3-31
10.14.00	Kent, Ohio	L	7-44
10.27.01	Athens, Ohio	W	24-14
10.19.02	Kent, Ohio	L	0-50
11.08.03	Athens, Ohio	W	37-33
10.30.04	Kent, Ohio	W	42-16
09.24.05	Athens, Ohio	L	32-35
10.28.06	Kent, Ohio	L	7-17
09.29.07	Athens, Ohio	W	33-25
10.11.08	Kent, Ohio	L	19-26
10.24.09	Athens, Ohio	W	20-11
11.26.10	Kent, Ohio	W	28-6
10.01.11	Athens, Ohio	L	10-17
11.23.12	Kent, Ohio	W	28-6
11.19.13	Athens, Ohio	W	44-13
08.30.14	Kent, Ohio	L	14-17
11.10.15	Athens, Ohio	L	0-27
10.22.16	Kent, Ohio	L	10-14
10.21.17	Athens, Ohio	L	3-48
10.06.18	Kent, Ohio	L	26-27
10.19.19	Athens, Ohio	L	38-45
10.23.21	Athens, Ohio	W	34-27
10.01.22	Kent, Ohio	W	31-24
10.07.23	Athens, Ohio	L	17-42
11.06.24	Kent, Ohio	L	0-41

OHIO STATE • 0-3

09.07.02	Columbus, Ohio	L	17-51
10.13.07	Columbus, Ohio	L	3-48
9.13.14	Columbus, Ohio	L	0-66

OHIO WESLEYAN • 1-0

1946	Delaware, Ohio	W	7-0
------	----------------	---	-----

OKLAHOMA • 0-1

09.10.22	Norman, Okla.	L	3-33
----------	---------------	---	------

OTTERBEIN • 4-1

11.14.31	Kent, Ohio	W	6-0
10.08.32	Kent, Ohio	L	0-19
10.20.34	Kent, Ohio	W	7-6
10.19.35	Kent, Ohio	W	6-0
10.09.37	Kent, Ohio	W	13-6

PATTERSON FIELD • 1-0

1942	Kent, Ohio	W	24-0
------	------------	---	------

PENN STATE • 0-7

11.06.65	University Park, Pa.	L	6-21
09.20.03	University Park, Pa.	L	10-32
09.18.10	University Park, Pa.	L	0-24
09.21.13	University Park, Pa.	L	0-34
09.03.16	University Park, Pa.	L	13-33
09.15.18	University Park, Pa.	L	10-63
09.21.24	University Park, Pa.	L	0-56

PITT • 0-8

10.03.70	Pittsburgh, Pa.	L	6-27
11.21.87	Pittsburgh, Pa.	L	5-28
09.05.92	Pittsburgh, Pa.	L	10-51
09.07.96	Pittsburgh, Pa.	L	14-52
09.18.99	Pittsburgh, Pa.	L	23-30
09.04.00	Pittsburgh, Pa.	L	7-30
09.06.03	Pittsburgh, Pa.	L	3-43
08.31.24	Pittsburgh, Pa.	L	24-55

PURDUE • 0-2

09.11.00	W. Lafayette, Ind.	L	10-45
09.01.01	W. Lafayette, Ind.	L	0-51

RIO GRANDE • 2-0

1928	Kent, Ohio	W	13-0
11.1.29	Kent, Ohio	W	3-0

RUTGERS • 1-2

09.03.94	Piscataway, N.J.	L	6-28
09.18.04	Piscataway, N.J.	L	21-29
10.27.12	Piscataway, N.J.	W	35-23

ST. IGNATIUS • 1-1

1920	Kent, Ohio	W*	1-0
1922	Kent, Ohio	L	0-34

SAINT FRANCIS (PA.) • 0-1

09.07.24	Kent, Ohio	L	17-23
----------	------------	---	-------

SAN DIEGO STATE • 0-2

09.30.72	Kent, Ohio	L	0-14
09.30.73	San Diego, Calif.	L	9-17

SLIPPERY ROCK • 0-2

1923	Kent, Ohio	L	0-82
1927	Kent, Ohio	L	0-6

SOUTH ALABAMA • 1-2

09.24.11	Kent, Ohio	W	33-25
10.19.13	Mobile, Ala.	L	21-38
09.6.14	Kent, Ohio	L	13-23

SOUTH CAROLINA • 0-1

10.07.95	Columbia, S.C.	L	14-77
----------	----------------	---	-------

SE MISSOURI STATE • 1-0

09.10.05	Kent, Ohio	W	33-12
----------	------------	---	-------

SYRACUSE • 1-2

09.14.74	Syracuse, N.Y.	W	20-14
09.10.83	Syracuse, N.Y.	L	10-22
09.21.85	Syracuse, N.Y.	L	0-34

TEMPLE • 2-4

10.07.06	Philadelphia, Pa.	W	28-17
11.17.07	Philadelphia, Pa.	L	14-24
11.12.08	Kent, Ohio	W	41-38
11.21.09	Philadelphia, Pa.	L	13-47
11.06.10	Kent, Ohio	L	10-28
11.25.11	Philadelphia, Pa.	L	16-34

TENNESSEE • 0-1

9.14.24	Knoxville, Tenn.	L	0-71
---------	------------------	---	------

TEXAS A&M • 0-1

9.04.21	College Station, Texas	L	10-41
---------	------------------------	---	-------

TOLEDO • 21-28

09.26.42	Toledo, Ohio	L	14-26
11.05.55	Toledo, Ohio	W	27-0
11.03.56	Kent, Ohio	W	52-6
11.02.57	Toledo, Ohio	L	7-21
11.01.58	Kent, Ohio	W	32-0
10.31.59	Toledo, Ohio	W	14-7
10.29.60	Kent, Ohio	W	18-13
10.28.61	Toledo, Ohio	L	22-31
10.27.62	Kent, Ohio	W	20-18
11.02.63	Toledo, Ohio	W	20-0
10.31.64	Kent, Ohio	W	14-11
10.30.65	Toledo, Ohio	L	3-7
10.29.66	Kent, Ohio	W	28-20

ALL-TIME VS. OPPONENTS

10.28.67	Toledo, Ohio	L	13-14
10.26.68	Kent, Ohio	L	12-28
10.25.69	Toledo, Ohio	L	17-43
10.24.70	Kent, Ohio	L	17-34
11.20.71	Toledo, Ohio	L	6-41
11.18.72	Kent, Ohio	W	27-9
11.17.73	Toledo, Ohio	W	51-16
11.16.74	Kent, Ohio	W	35-14
11.22.75	Toledo, Ohio	L	28-33
11.20.76	Kent, Ohio	W	35-19
11.19.77	Toledo, Ohio	W	23-12
11.18.78	Kent, Ohio	W	17-13
11.17.79	Toledo, Ohio	L	3-29
11.22.80	Kent, Ohio	W	34-14
11.14.81	Toledo, Ohio	L	0-17
11.13.82	Kent, Ohio	L	0-3
10.29.83	Toledo, Ohio	L	34-37
10.27.84	Kent, Ohio	W	17-6
11.23.85	Toledo, Ohio	L	7-10
09.06.86	Kent, Ohio	W	18-16
10.31.87	Kent, Ohio	W	17-13
10.29.88	Toledo, Ohio	L	28-35
10.28.89	Kent, Ohio	L	42-47
10.27.90	Toledo, Ohio	L	14-28
11.02.91	Kent, Ohio	W	14-13
10.31.92	Toledo, Ohio	L	17-32
10.30.93	Kent, Ohio	L	27-45
10.29.94	Toledo, Ohio	L	14-48
10.09.99	Toledo, Ohio	L	7-47
10.14.06	Kent, Ohio	W	40-14
10.16.10	Toledo, Ohio	L	21-34
11.4.14	Kent, Ohio	L	20-30
10.10.15	Toledo, Ohio	L	7-38
11.15.18	Kent, Ohio	L	34-56
11.05.19	Toledo, Ohio	L	33-35
10.15.22	Toledo, Ohio	L	31-52

TOWSON 1-0

08.30.12	Kent, Ohio	W	41-24
----------	------------	---	-------

UTAH STATE • 2-1

10.27.73	Logan, Utah	W	27-16
10.19.74	Kent, Ohio	L	24-27
12.20.19	Frisco, Tex.	W	51-41

UTEP • 1-0

10.12.85	Kent, Ohio	W	51-24
----------	------------	---	-------

VIRGINIA • 0-1

9.27.14	Charlottesville, Va.	L	13-45
---------	----------------------	---	-------

VMI • 1-0

9.11.21	Kent, Ohio	W	60-10
---------	------------	---	-------

VIRGINIA TECH • 1-2

09.20.75	Kent, Ohio	W	17-11
10.23.76	Blacksburg, Va.	L	14-42
11.11.06	Blacksburg, Va.	L	0-23

WASHINGTON • 0-1

09.03.22	Seattle, Wa.	L	20-45
----------	--------------	---	-------

WASHINGTON & JEFFERSON • 1-0

10.26.40	Washington, Pa.	W	31-0
----------	-----------------	---	------

WAYNESBURG • 5-0

10.08.48	Kent, Ohio	W	34-7
09.19.53	Waynesburg, Pa.	W	20-10

09.18.54	Kent, Ohio	W	26-0
11.12.55	Kent, Ohio	W	14-0
10.06.56	Kent, Ohio	W	19-6

WEST LIBERTY • 1-3-1

1923	Kent, Ohio	L	6-7
1924	West Liberty, W.Va.	L	0-26
11.14.25	Kent, Ohio	W	7-6
1926	Kent, Ohio	L	2-25
1941	Kent, Ohio	T	0-0

WEST VIRGINIA • 0-4

11.01.75	Morgantown, W.Va.	L	13-38
09.01.90	Morgantown, W.Va.	L	24-35
09.23.95	Morgantown, W.Va.	L	6-45
09.22.01	Morgantown, W.Va.	L	14-34

WESTERN MICHIGAN • 20-37-1

09.22.51	Kalamazoo, Mich.	W	48-19
09.20.52	Kent, Ohio	W	20-13
11.14.53	Kalamazoo, Mich.	W	40-0
11.20.54	Kent, Ohio	W	20-13
11.19.55	Kalamazoo, Mich.	W	25-14
11.17.56	Kent, Ohio	W	27-13
11.16.57	Kalamazoo, Mich.	L	20-28
11.15.58	Kent, Ohio	W	32-6
11.07.59	Kalamazoo, Mich.	L	0-7
11.05.60	Kent, Ohio	W	10-3
11.04.61	Kalamazoo, Mich.	L	0-14
11.03.62	Kent, Ohio	L	6-19
10.19.63	Kalamazoo, Mich.	L	12-26
10.17.64	Kent, Ohio	L	9-12
10.16.65	Kalamazoo, Mich.	T	10-10
10.15.66	Kent, Ohio	L	20-23
10.14.67	Kalamazoo, Mich.	L	7-16
10.12.68	Kent, Ohio	L	0-14
10.11.69	Kalamazoo, Mich.	L	13-33
10.10.70	Kent, Ohio	W	25-22
10.09.71	Kalamazoo, Mich.	L	0-31
10.07.72	Kent, Ohio	L	12-13
10.06.73	Kalamazoo, Mich.	W	39-15
10.05.74	Kent, Ohio	W	28-6
10.11.75	Kalamazoo, Mich.	W	22-17
10.09.76	Kent, Ohio	W	24-12
10.08.77	Kalamazoo, Mich.	W	20-16
10.07.78	Kent, Ohio	L	0-14
10.06.79	Kalamazoo, Mich.	W	18-13
10.11.80	Kent, Ohio	L	21-28
09.12.81	Kent, Ohio	L	17-20
09.25.82	Kalamazoo, Mich.	L	14-24
11.12.83	Kent, Ohio	L	13-21
11.10.84	Kalamazoo, Mich.	L	9-13
11.16.85	Kent, Ohio	L	3-34
11.15.86	Kalamazoo, Mich.	L	7-27
10.17.87	Kent, Ohio	W	27-13
10.15.88	Kalamazoo, Mich.	W	45-28
09.23.89	Kent, Ohio	L	4-26
09.22.90	Kalamazoo, Mich.	L	10-37
08.31.91	Kalamazoo, Mich.	L	10-13
10.24.92	Kent, Ohio	L	13-26
10.02.93	Kent, Ohio	L	21-27
10.01.94	Kalamazoo, Mich.	L	10-24
09.30.95	Kent, Ohio	L	6-52

11.16.96	Kalamazoo, Mich.	L	27-76
10.18.97	Kalamazoo, Mich.	L	27-50
10.30.98	Kent, Ohio	L	23-48
10.28.00	Kent, Ohio	L	0-42
10.29.05	Kalamazoo, Mich.	L	14-44
10.31.09	Kent, Ohio	W	26-14
11.20.10	Kalamazoo, Mich.	L	3-38
10.20.12	Kent, Ohio	W	41-24
09.12.13	Kalamazoo, Mich.	W	32-14
11.08.16	Kent, Ohio	L	21-37
11.08.17	Kalamazoo, Mich.	L	20-48
10.16.21	Kalamazoo, Mich.	L	31-64
10.26.24	Kalamazoo, Mich.	L	21-52

WESTERN RESERVE • 4-4-1

1939	Cleveland, Ohio	L	0-38
1941	Cleveland, Ohio	L	0-28
1942	Kent, Ohio	L	13-28
10.23.48	Cleveland, Ohio	T	14-14
09.23.49	Kent, Ohio	L	20-23
10.06.51	Cleveland, Ohio	W	42-20
10.03.52	Kent, Ohio	W	25-19
10.03.53	Cleveland, Ohio	W	27-0
10.01.54	Kent, Ohio	W	65-0

WILMINGTON • 1-1

1926	Kent, Ohio	W	15-14
1927	Kent, Ohio	L	0-24

WISCONSIN • 0-1

10.5.19	Madison, Wis.	L	48-0
---------	---------------	---	------

WITTENBERG • 0-1

1926	Springfield, Ohio	L	0-27
------	-------------------	---	------

WOOSTER • 1-2

10.16.37	Wooster, Ohio	L	6-15
10.11.47	Wooster, Ohio	L	6-13
10.02.48	Kent, Ohio	W	39-0

XAVIER • 8-5-1

09.21.57	Cincinnati, Ohio	L	7-13
09.20.58	Cincinnati, Ohio	W	6-0
09.23.61	Cincinnati, Ohio	L	8-16
09.22.62	Kent, Ohio	L	8-9
09.28.63	Cincinnati, Ohio	T	7-7
09.26.64	Kent, Ohio	W	15-2
09.18.65	Cincinnati, Ohio	L	14-21
11.19.66	Kent, Ohio	W	42-14
11.18.67	Cincinnati, Ohio	W	31-19
11.16.68	Kent, Ohio	L	7-23
09.27.69	Cincinnati, Ohio	W	23-7
11.21.70	Kent, Ohio	W	34-6
10.23.71	Cincinnati, Ohio	W	24-13
10.21.72	Kent, Ohio	W	26-16

YOUNGSTOWN STATE • 4-6

11.21.47	Youngstown, Ohio	L	0-13
10.29.48	Kent, Ohio	L	7-19
09.03.88	Kent, Ohio	W	34-3
10.15.94	Youngstown, Ohio	L	14-28
09.02.95	Kent, Ohio	W	17-14
09.14.96	Kent, Ohio	W	28-12
09.06.97	Youngstown, Ohio	L	23-44
09.12.98	Kent, Ohio	L	10-24
09.16.00	Kent, Ohio	L	20-26

09.13.03	Kent, Ohio	W	16-13
----------	------------	---	-------

ANNUAL TEAM STATISTICS

Year	TOTAL OFFENSE					SCORING					RUSHING					PASSING						
	Plays	Yds.	Y/G	Y/P	TD	PF	Avg.	PA	Avg.	Att.	Yds.	Avg.	Y/G	TD	Att.	Cmp.	Pct.	Yds.	Y/G	Y/C	TD	
1949	432	2685	335.6	6.2	11	166	20.6	126	15.8	327	1760	5.4	220.0	3	105	53	.505	925	115.6	17.5	7	
1950	565	3273	363.7	5.8	29	214	23.8	120	13.3	434	2470	5.7	274.4	19	131	51	.389	803	89.2	15.7	10	
1951	665	3416	379.6	5.1	35	241	26.7	162	18.0	535	2635	4.7	292.8	14	167	67	.401	1062	118.0	15.9	9	
1952	648	2895	321.7	4.5	31	204	22.6	180	20.1	495	2083	4.2	231.4	24	153	58	.379	812	90.2	14.0	7	
1953	559	3419	379.9	6.1	37	250	27.7	103	11.4	477	2852	6.0	316.9	31	82	27	.329	567	63.0	21.0	6	
1954	546	4062	451.3	7.4	49	324	36.0	111	12.3	483	3392	7.0	376.9	42	63	29	.460	670	74.4	23.1	7	
1955	544	2913	323.7	5.4	21	184	20.4	87	9.7	442	2243	5.1	249.2	—	102	37	.363	670	74.4	18.1	5	
1956	565	3054	339.6	5.4	32	208	23.1	76	8.4	454	2016	4.4	224.0	25	111	55	.495	1038	115.3	18.9	6	
1957	595	2228	247.5	3.7	17	114	12.7	138	15.3	473	1658	3.5	184.2	16	122	44	.361	570	63.3	13.0	1	
1958	525	2240	248.9	4.3	21	137	15.2	89	9.9	441	1584	3.6	176.0	14	88	38	.432	656	72.9	17.3	6	
1959	496	2202	275.3	4.4	7	144	18.0	124	15.5	412	1817	4.4	227.1	—	84	21	.250	385	48.1	18.3		
1960	538	2359	262.1	4.4	16	118	13.1	129	14.3	432	1824	4.2	204.7	10	106	46	.434	535	59.4	11.6	6	
1961	622	2253	225.3	3.6	17	126	12.6	181	18.1	477	1436	3.0	143.6	9	145	67	.462	817	81.7	12.2	8	
1962	600	2174	241.5	3.6	15	107	11.9	185	20.5	462	1409	3.0	156.6	10	138	61	.442	765	85.0	12.5	5	
1963	514	2080	231.1	4.0	14	107	11.9	122	13.5	425	1843	3.9	184.4	13	89	32	.359	420	46.7	13.1	1	
1964	516	1977	219.7	3.8	11	87	9.7	121	13.4	435	1533	3.5	170.3	9	81	39	.481	444	49.3	11.4	1	
1965	653	2595	250.5	4.0	19	144	14.4	114	11.4	506	1733	3.4	173.3	14	147	64	.440	772	77.2	12.1	5	
1966	714	3336	333.6	4.7	30	211	21.1	161	16.1	562	2258	4.0	225.8	23	152	73	.504	1078	107.8	14.8	7	
1967	730	3004	300.4	4.1	27	195	19.5	144	14.4	543	1923	3.5	192.3	13	187	86	.460	1081	108.1	12.6	12	
1968	675	2193	219.3	3.2	13	101	10.1	230	23.0	476	1152	2.4	115.2	10	199	88	.442	1041	104.1	11.8	1	
1969	732	2743	274.3	3.7	22	166	16.6	198	19.8	592	1977	3.3	197.7	18	140	57	.407	766	76.6	13.4	4	
1970	709	2752	275.2	3.9	20	161	16.1	222	22.2	546	1895	3.5	189.5	18	163	69	.420	857	85.7	12.4	2	
1971	682	3014	274.0	4.4	22	169	15.4	304	27.6	479	2005	4.2	182.3	18	203	87	.429	1009	91.7	11.5	3	
1972	738	3238	294.4	4.4	22	173	15.7	175	15.9	538	1906	3.5	173.2	15	200	98	.490	1347	122.5	13.7	6	
1973	836	4119	374.5	5.0	40	299	27.1	131	12.4	593	2301	3.9	209.2	31	244	136	.557	1818	165.3	13.3	7	
1974	796	3988	362.5	5.0	34	254	23.1	161	14.6	589	2558	4.3	232.5	21	207	102	.493	1430	130.0	14.0	10	
1975	788	3628	329.8	4.6	25	202	18.4	289	26.3	500	1863	3.7	169.4	12	299	135	.468	1765	160.4	13.1	11	
1976	828	3832	319.3	4.6	33	280	23.2	216	18.0	687	2724	3.9	227.0	25	141	81	.503	1108	92.3	13.7	8	
1977	753	2814	255.8	3.7	21	200	18.2	241	21.9	591	1865	3.1	169.5	16	162	75	.463	949	86.3	12.6	3	
1978	711	2648	240.7	3.7	20	158	14.4	248	22.5	562	2048	3.6	186.2	16	149	43	.545	600	54.5	13.9	3	
1979	687	2666	242.4	3.9	16	127	11.5	298	27.1	425	1289	3.0	117.2	7	262	117	.446	1377	125.2	11.8	7	
1980	799	2961	269.2	3.7	21	159	14.4	279	25.4	522	1671	3.2	151.9	10	277	120	.433	1290	117.3	10.7	8	
1981	697	2750	240.9	4.0	17	144	13.1	172	15.6	488	1138	2.5	103.4	10	249	98	.393	1512	137.4	15.4	6	
1982	694	2390	217.3	3.4	16	114	10.4	270	24.5	373	677	1.8	61.5	3	321	145	.452	1713	155.7	11.8	10	
1983	737	3310	300.9	4.5	18	157	14.3	260	21.7	417	1437	3.4	130.6	10	320	163	.509	1873	170.3	11.5	7	
1984	785	3029	275.3	3.9	14	135	12.3	199	18.1	478	1382	2.9	125.6	13	307	147	.479	1647	149.7	11.2	0	
1985	804	3350	304.5	4.2	27	212	19.3	277	25.2	509	1393	2.7	126.6	16	295	155	.525	1957	177.9	12.6	9	
1986	686	3222	292.9	4.7	22	179	16.3	288	26.2	488	2072	4.2	188.3	15	199	89	.447	1150	104.5	12.9	5	
1987	775	3797	345.2	4.9	30	233	21.2	212	19.3	518	2127	4.1	193.4	23	257	144	.560	1670	151.9	11.6	6	
1988	729	3829	338.9	5.3	35	256	23.3	250	22.7	624	3073	4.9	279.4	28	105	42	.400	655	59.5	15.9	6	
1989	782	3131	284.6	4.0	25	179	16.3	377	34.3	536	1766	3.1	159.6	12	246	109	.443	1365	124.1	12.5	11	
1990	783	3363	305.7	4.3	23	177	16.1	328	29.8	511	1750	3.4	159.1	12	272	133	.489	1613	146.6	12.1	10	
1991	718	3093	281.2	4.3	23	159	14.5	307	27.9	460	1518	3.3	138.0	10	258	124	.481	1575	143.2	12.7	12	
1992	794	3026	275.1	3.8	17	133	12.1	301	27.4	454	1259	2.8	114.5	9	340	152	.447	1767	160.5	11.6	5	
1993	765	3059	278.1	4.0	20	149	13.5	357	32.5	453	1377	3.0	125.2	14	312	142	.455	1682	152.9	11.8	5	
1994	685	2759	250.8	4.0	18	140	12.7	293	26.2	442	1449	3.3	131.7	13	243	115	.473	1310	119.1	11.4	4	
1995	673	2515	228.7	3.7	16	128	11.6	390	35.5	411	1169	2.8	106.3	10	262	128	.489	1346	122.4	10.5	6	
1996	741	3910	355.5	5.3	35	255	23.2	492	44.7	381	1387	3.7	125.1	13	370	198	.535	2534	230.4	12.8	19	
1997	815	4866	442.4	6.0	45	337	30.6	490	44.5	364	1623	4.5	147.5	10	451	235	.521	3243	294.8	13.8	35	
1998	749	3345	304.1	4.5	19	149	13.5	454	41.2	373	962	2.6	87.5	8	376	210	.559	2383	216.6	11.3	10	
1999	756	3634	330.2	4.8	25	213	19.3	376	34.2	414	1519	3.7	138.1	7	342	197	.576	2115	192.3	10.7	16	
2000	744	2948	268.0	4.0	16	128	11.6	359	32.6	404	1228	3.0	111.6	7	340	174	.512	1720	156.4	9.9	8	
2001	715	3985	362.3	5.6	31	248	22.5	281	25.5	445	2375	5.3	215.9	17	270	140	.519	1610	146.4	11.5	11	
2002	763	4021	335.1	5.3	24	202	16.8	424	35.3	485	2579	5.3	214.9	16	278	137	.493	1442	120.2	10.5	6	
2003	898	4509	375.8	5.0	38	321	26.8	396	33.0	500	1872	3.7	156.0	22	398	192	.482	2637	219.8	13.7	16	
2004	802	4168	378.9	5.2	46	335	30.5	264	24.0	415	1695	4.1	154.1	24	387	243	.627	2473	224.8	10.2	19	
2005	751	3117	283.4	4.2	21	180	16.4	331	30.1	284	505	1.8	45.9	5								

ANNUAL TEAM STATISTICS

TOTAL OFFENSE						SCORING				RUSHING					PASSING						
Year	Plays	Yds.	Y/G	Y/P	TD	PF	Avg.	PA	Avg.	Att.	Yds.	Avg.	Y/G	TD	Att.	Cmp.	Pct.	Yds.	Y/G	Y/C	TD
2007	859	4400	366.7	5.1	30	259	21.6	350	29.2	545	2403	4.4	200.2	15	314	162	.516	1997	166.4	12.3	13
2008	827	4803	400.2	5.8	41	308	25.7	380	31.7	527	2767	5.3	230.6	27	300	165	.550	2036	169.7	12.3	14
2009	786	3932	327.7	5.0	27	231	19.2	269	22.4	393	1375	3.5	114.6	9	393	217	.567	2557	213.1	11.8	16
2010	773	3772	314.3	4.9	26	256	21.3	275	22.9	383	1363	3.6	113.6	15	390	228	.584	2409	200.8	10.6	11
2011	779	3042	253.5	3.9	24	205	17.1	291	24.2	431	1297	3.0	108.1	11	348	172	.494	1745	145.4	10.1	11
2012	942	5436	388.6	5.8	50	463	33.1	343	24.5	584	3475	5.4	225.8	36	358	198	.553	2275	162.5	11.5	14
2013	796	4427	368.9	5.6	31	249	20.8	323	26.9	434	2189	5.0	182.4	16	362	209	.576	2238	186.5	10.7	14
2014	719	3471	315.5	4.8	22	180	16.4	319	29.0	277	901	3.3	81.9	6	442	244	.55.2	2570	233.6	10.5	16
2015	790	3250	270.8	4.1	19	157	13.1	313	26.1	447	1593	3.6	132.8	6	343	175	.510	1657	138.1	9.5	9
2016	765	3710	309.2	4.8	29	247	20.6	344	28.7	473	2010	4.2	167.5	15	292	147	.503	1700	141.7	11.6	11
2017	754	3302	275.2	4.4	18	153	12.8	421	35.1	520	1830	3.5	152.5	10	234	114	.487	1472	122.7	12.9	8
2018	914	4603	383.6	5.0	35	287	23.9	440	36.7	494	2483	5.0	171.7	20	420	247	.588	2543	211.9	10.3	14
2019	905	5273	405.6	5.8	42	380	29.2	414	31.8	549	2424	4.4	186.5	17	356	239	.671	2849	219.1	8.00	24
2020	326	2426	606.5	7.4	27	199	49.75	152	38.0	200	1132	5.7	283.0	13	90	126	.714	1294	323.50	10.27	14
2021	1052	6907	493.4	6.6	57	462	33.00	508	36.3	647	3482	5.4	248.7	36	405	261	.644	3425	244.6	8.46	21
2022	866	5007	417.3	5.8	42	341	28.4	348	29.0	517	2425	4.7	202.1	23	349	194	.556	2582	215.2	13.3	17
2023	745	3246	270.5	4.4	19	176	14.6	415	34.5	440	1280	2.9	106.7	8	305	160	.524	1966	164.8	6.45	11
2024	685	2788	232.3	4.1	22	167	13.9	529	44.08	391	1403	2.4	76.9	3	294	139	.473	1865	155.4	6.34	18

BOLD-LED NCAA FBS

ANNUAL INDIVIDUAL LEADERS

RUSHING

Yr.	Player	Att.	Yds.	TD
1948	Wilbur Little	108	758	12
1949	Jack Mancos	100	725	2
1950	Dick Pitts	128	757	4
1951	Jack Mancos	108	778	9
1952	Jim Cullom	159	822	9
1953	Lou Mariano	98	816	11
1954	Lou Mariano	95	1,037	14
1955	Mike Norcia	82	600	5
1956	Ron Fowler	91	522	7
1957	Ron Fowler	112	508	3
1958	John Martin	85	386	4
1959	John Martin	84	391	3
1960	Marty Grosjean	90	482	4
1961	Cullen Bowen	80	275	1
1962	Dick Merschman	140	555	2
1963	Bill Asbury	94	349	3
1964	Tom Clements	112	444	3
1965	Bill Asbury	238	998	6
1966	Don Fitzgerald	296	1,245	12
1967	Don Fitzgerald	230	891	2
1968	Don Nottingham	163	727	5
1969	Don Nottingham	231	990	6
1970	Don Nottingham	208	798	8
1971	Renard Harmon	115	566	9
1972	Larry Poole	126	588	5
1973	Larry Poole	261	1,010	18
1974	Larry Poole	212	1,070	13
1975	Dan Watkins	189	916	6
1976	Art Best	194	1,030	10
1977	Tom Roper	122	630	6
1978	Tom Delaney	144	440	6
1979	J.C. Stafford	130	497	3
1980	Ron Pittman	115	485	5
1981	Ron Pittman	147	648	7
1982	Dana Wright	123	363	1
1983	O.D. Underwood	106	531	1
1984	Derrick Nix	212	720	5
1985	Eric Wilkerson	131	594	8
1986	Patrick Young	190	779	6
1987	Eric Wilkerson	244	1,221	10
1988	Eric Wilkerson	247	1,325	14
1989	Terry Daniel	82	304	3
1990	Marcus Haywood	178	672	4
1991	Brad Smith	142	645	6
1992	Troy Robinson	107	422	6
1993	Raeshuan Jernigan	169	856	7
1994	Astron Whatley	241	1,003	10
1995	Astron Whatley	231	978	5
1996	Astron Whatley	254	1,132	6
1997	Astron Whatley	152	876	4
1998	DeMarlo Rozier	185	621	2
1999	Chante Murphy	162	676	1
2000	Chante Murphy	199	800	3
2001	Joshua Cribbs	164	1,019	5
2002	Joshua Cribbs	137	1,057	10
2003	Joshua Cribbs	161	701	14
2004	Joshua Cribbs	170	893	9
2005	Jerry Flowers	96	304	3
2006	Eugene Jarvis	185	798	3
2007	Eugene Jarvis	279	1,669	10
2008	Julian Edelman	215	1,370	13
2009	Jacquise Terry	138	649	4
2010	Jacquise Terry	151	743	7
2011	Trayon Durham	186	644	4

2012	Dri Archer	159	1,482	16
2013	Trayon Durham	182	766	6
2014	Nick Holley	125	516	3
2015	Trayon Durham	127	428	3
2016	Nick Holley	195	920	10
2017	Justin Rankin	123	490	3
2018	Jo-EI Shaw	138	657	7
2019	Dustin Crum	168	707	6
2020	Marquez Cooper	56	282	5
2021	Marquez Cooper	241	1205	11
2022	Marquez Cooper	285	1326	13
2023	Gavin Garcia	138	544	2
2024	Ky Thomas	135	605	1

PASSING

Yr.	Player	Att./Comp	Yds.	TD
1947	Neil Nelson	71/34	360	N/A
1948	Jerry Tuttle	91/40	749	6
1950	Nick Dellerba	84/42	574	7
1951	No records available			
1952	No records available			
1953	Don Burke	78/26	577	6
1954	Bob Stimac	36/17	434	4
1955	Bob Stimac	66/26	428	2
1956	Ken Horton	61/35	703	3
1957	Ken Horton	71/23	304	0
1958	Dick Mostardo	60/30	542	6
1959	Dick Mostardo	43/12	164	0
1960	Jim Flynn	79/38	423	6
1961	George Jenkins	74/34	387	3
1962	Jim Flynn	116/50	605	5
1963	Ron Mollric	63/24	293	1
1964	Ron Mollric	58/30	384	2
1965	Ron Mollric	80/35	407	3
1966	Ron Swartz	125/63	879	5
1967	Ron Swartz	177/79	1,029	11
1968	Steve Trustdorf	138/64	773	1
1969	Steve Trustdorf	81/35	442	1
1970	Steve Broderick	120/61	757	2
1971	Larry Hayes	155/67	848	3
1972	Greg Kokal	107/54	792	2
1973	Greg Kokal	234/133	1,776	7
1974	Greg Kokal	169/85	1,265	10
1975	Greg Kokal	276/133	1,754	11
1976	Mike Whalen	102/55	822	8
1977	Mike Whalen	91/46	534	2
1978	Tom Delaney	79/25	400	3
1979	Jeff Morrow	236/111	1,284	6
1980	Pat Gladfelter	162/72	745	5
1981	Bill Willows	146/65	913	3
1982	Walter Kroan	259/113	1,304	8
1983	Stu Rayburn	217/117	1,461	7
1984	Stu Rayburn	266/125	1,381	0
1985	Steve Poth	184/98	1,221	5
1986	Patrick Young	131/58	756	4
1987	Tim Phillips	248/141	1,625	4
1988	Patrick Young	103/41	650	6
1989	Joe Dalpra	191/86	1,089	7
1990	Joe Dalpra	252/125	1,533	10
1991	Kevin Shuman	164/82	943	7
1992	Kevin Shuman	281/124	1,518	5
1993	Kevin Shuman	166/89	1,022	4
1994	Mike Challenger	162/81	842	2
1995	Todd Goebbel	164/75	792	3
1996	Todd Goebbel	354/188	2,419	19
1997	Jose Davis	365/194	2,707	32
1998	Jose Davis	320/178	2,046	9

1999	Jose Davis	315/180	1,969	16
2000	Zach Williams	213/114	1,120	4
2001	Joshua Cribbs	238/131	1,516	10
2002	Joshua Cribbs	186/91	1,014	4
2003	Joshua Cribbs	364/178	2,424	14
2004	Joshua Cribbs	335/216	2,215	17
2005	Michael Machen	365/200	2,078	11
2006	Julian Edelman	242/134	1,859	10
2007	Julian Edelman	189/98	1,318	7
2008	Julian Edelman	275/153	1,820	13
2009	Spencer Keith	294/168	2,147	14
2010	Spencer Keith	364/215	2,212	8
2011	Spencer Keith	325/166	1,682	11
2012	Spencer Keith	333/183	2,021	12
2013	Colin Reardon	317/186	1,957	12
2014	Colin Reardon	400/228	2,466	14
2015	Colin Reardon	176/81	901	7
2016	Nick Holley	146/72	868	4
2017	George Bollas	182/88	1,133	4
2018	Woody Barrett	390/229	2,339	11
2019	Dustin Crum	313/217	2,625	20
2020	Dustin Crum	113/83	1,181	12
2021	Dustin Crum	244/381	3187	20
2022	Collin Schlee	157/266	2109	13
2023	Mike Alaimo	79/144	932	2
2024	Tommy Ulatowski	175/81	1342	15

RECEIVING

Yr.	Player	Catches	Yds.	TD
1947	Bob Evans	7	122	3
1949	Jack Mancos	12	229	3
1950	Jim Betteker	17	227	7
1951	Bob Scott	10	154	0
1952	Jim Cullom	9	74	0
1953	Gino Gioia	6	84	2
1954	Bill Whitley	9	239	4
1955	Ken Redin	6	102	1
1956	Dick Mihalus	9	238	2
1957	Dick Mihalus	7	100	1
1958	Dick Mihalus	7	231	3
1959	Lou Perry	5	141	0
1960	Bob Gusbar	25	301	6
1961	Dick Wolf	18	288	4
1962	Dick Wolf	12	119	2
1963	Tom Zuppke	6	122	0
1964	Fred Gissendaner	17	258	1
1965	Billy Blunt	30	337	4
1966	Billy Blunt	26	287	2
1967	Will Perry	45	601	6
1968	Doug Smith	21	247	0
1969	Doug Smith	15	166	0
1970	Jeff Murrey	18	165	0
1971	Jeff Murrey	23	259	1
1972	Gary Pinkel	34	477	3
1973	Gary Pinkel	36	409	1
1974	Ken Dooner	35	451	4
1975	Kim Featsent	42	563	4
1976	Kim Featsent	26	415	1
1977	Kim Featsent	39	549	2
1978	Mike Moore	13	250	2
1979	Mike Moore	27	334	2
1980	Darren Brown	27	419	5
1981	Darren Brown	19	333	2
1982	Todd Feldman	28	519	4
1983	Joe Rucky	34	287	0
1984	Ken Hughes	40	621	0
1985	Jim Kilbane	53	806	4

ANNUAL INDIVIDUAL LEADERS

1986	Eric Dye	28	425	2
1987	Eric Dye	40	606	1
1988	Fermin Olivera	10	180	2
1989	Andre Palmer	26	417	4
1990	Tony Gucciardo	29	339	3
1991	Shawn Barnes	33	558	5
1992	Jimmie Woody	54	714	1
1993	Brian Dusho	72	890	1
1994	Chris Amill	9	247	2
1995	Kantroy Walker	28	328	2
1996	Eugene Baker	69	1,215	13
1997	Eugene Baker	103	1,549	18
1998	Eugene Baker	49	685	4
1999	Jason Gavadza	47	654	7
2000	Jurron Kelly	37	393	2
2001	Jurron Kelly	37	479	5
2002	Darrell Dowery Jr.	34	348	0
2003	Darrell Dowery Jr.	41	783	4
2004	Darrell Dowery Jr.	68	712	4
2005	Derrick Bush	39	388	4
2006	Najah Pruden	39	808	6
2007	Eugene Jarvis	23	306	3
2008	Shawn Bayes	39	642	5
2009	Tyshon Goode	53	755	5
2010	Tyshon Goode	59	743	5
2011	Sam Kirkland	32	285	0
2012	Dri Archer	39	561	4
2013	Chris Humphrey	51	613	3
2014	Casey Pierce	60	641	6
2015	Raekwon James	28	287	0
2016	Justin Rankin	28	335	1
2017	Justin Rankin	42	311	2
2018	Mike Carrigan	45	597	5
2019	Isaiah McKoy	56	872	8
2020	Isaiah McKoy	25	455	5
2021	Dante Cephas	82	1,240	9
2022	Devontez Walker	58	921	11
2023	Chrishon McCray	41	610	4
2024	Chrishon McCray	40	705	9

TOTAL OFFENSE

Yr.	Player	Plays	Rush	Pass	Total
1949	Jack Mancos	102	725	34	759
1950	Nick Dellerba	157	308	574	882
1951	Nick Dellerba	190	194	797	991
1952	Jim Cullom	159	822	0	822
1953	Lou Mariano	98	816	0	816
1954	Lou Mariano	95	1,037	0	1,037
1955	Mike Norcia	82	600	0	600
1956	Ken Horton	95	11	703	714
1957	Ron Fowler	112	508	0	508
1958	Dick Mostardo	151	302	542	844
1959	Dick Mostardo	120	322	187	509
1960	Jim Flynn	155	349	423	772
1961	George Jenkins	161	173	387	560
1962	Jim Flynn	223	234	605	839
1963	Ron Mollric	111	191	293	484
1964	Ron Mollric	97	12	384	396
1965	Ron Mollric	122	-36	407	371
1966	Don Fitzgerald	296	1,245	0	1,245
1967	Ron Swartz	227	-132	1,029	897
1968	Don Nottingham	164	727	23	750
1969	Don Nottingham	233	990	0	990
1970	Don Nottingham	208	798	0	798
1971	Larry Hayes	275	393	848	1,241
1972	Greg Kokal	165	210	792	1,002

1973	Greg Kokal	312	64	1,776	1,840
1974	Greg Kokal	223	121	1,265	1,386
1975	Greg Kokal	366	256	1,754	2,010
1976	Mike Whalen	290	617	822	1,439
1977	Mike Whalen	193	272	534	806
1978	Tom Delaney	223	440	400	840
1979	Jeff Morrow	276	-163	1,284	1,121
1980	Pat Gladfelter	248	197	745	942
1981	Bill Willows	215	-65	913	848
1982	Walter Kroan	306	-198	1,304	1,106
1983	Stu Rayburn	288	139	1,461	1,600
1984	Stu Rayburn	344	32	1,381	1,413
1985	Steve Poth	240	-60	1,221	1,161
1986	Patrick Young	321	779	756	1,535
1987	Tim Phillips	310	50	1,625	1,675
1988	Patrick Young	254	787	650	1,437
1989	Joe Dalpra	281	294	1,089	1,383
1990	Joe Dalpra	256	403	1,533	1,936
1991	Kevin Shuman	253	204	943	1,147
1992	Kevin Shuman	393	47	1,518	1,565
1993	Kevin Shuman	226	62	1,022	1,084
1994	Astron Whatley	241	1,003	36	1,039
1995	Astron Whatley	232	978	20	998
1996	Todd Goebbel	434	114	2,419	2,533
1997	Jose Davis	415	176	2,707	2,883
1998	Jose Davis	404	62	2,046	2,108
1999	Jose Davis	429	370	1,969	2,339
2000	Zach Williams	245	-27	1,120	1,093
2001	Joshua Cribbs	402	1,019	1,516	2,535
2002	Joshua Cribbs	323	1,057	1,014	2,071
2003	Joshua Cribbs	525	701	2,424	3,125
2004	Joshua Cribbs	505	893	2,215	3,108
2005	Michael Machen	425	-42	2,078	2,036
2006	Julian Edelman	411	658	1,859	2,517
2007	Julian Edelman	307	455	1,318	1,773
2008	Julian Edelman	490	1,370	1,820	3,190
2009	Spencer Keith	336	84	2,147	2,231
2010	Spencer Keith	423	166	2,212	2,378
2011	Spencer Keith	384	49	1,682	1,731
2012	Spencer Keith	405	196	2,021	2,217
2013	Colin Reardon	405	336	1,957	2,293
2014	Colin Reardon	459	148	2,466	2,614
2015	George Bollas	256	275	756	1,031
2016	Nick Holley	341	920	868	1,788
2017	George Bollas	285	238	1,133	1,371
2018	Woody Barrett	553	503	2,339	2,842
2019	Dustin Crum	481	707	2,625	3,332
2020	Dustin Crum	157	240	1,181	1,421
2021	Dustin Crum	542	703	3,187	3,890
2022	Collin Schlee	264	489	2,109	2,598
2023	Michael Alaimo	201	-47	932	885
2024	Tommy Ulatowski	237	-22	1,342	1,320

TOTAL YARDS

Yr.	Player	Rush	Rec.	Ret.	Total
1963	Fred Gissendanar	147	45	282	474
1964	Fred Gissendanar	232	258	194	684
1965	Willie Asbury	998	8	6	1,012
1966	Don Fitzgerald	1,245	-3	0	1,242
1967	Garland Wilson	649	31	301	981
1968	Don Nottingham	727	10	75	812
1969	Don Nottingham	990	21	0	1,011
1970	Phil Witherspoon	489	36	427	952
1971	Eddie Woodard	401	53	678	1,132
1972	Eddie Woodard	38	294	516	848
1973	Larry Poole	1,010	104	0	1,114
1974	Larry Poole	1,070	116	8	1,194

1975	Dan Watkins	916	0	555	1,471
1976	Art Best	1,030	12	0	1,042
1977	Tom Roper	630	17	143	790
1978	J.C. Stafford	415	66	69	550
1979	Dave Bouldin	460	247	95	802
1980	J.C. Stafford	335	165	49	549
1981	Todd Feldman	0	470	345	815
1982	Derrick Samuels	0	0	660	660
1983	Derrick Nix	248	19	565	832
1984	Derrick Nix	720	293	266	1,279
1985	Eric Wilkerson	594	49	383	1,026
1986	Eric Wilkerson	690	115	169	974
1987	Eric Wilkerson	1,221	269	584	2,074
1988	Eric Wilkerson	1,325	73	502	1,900
1989	Shawn Barnes	0	361	313	674
1990	Aaron Kinebrew	73	16	728	817
1991	Brad Smith	645	202	292	1,139
1992	Jimmie Woody	0	714	0	714
1993	Raeshawn Jernigan	770	158	292	1,220
1994	Astron Whatley	1,003	120	0	1,123
1995	Astron Whatley	978	185	426	1,589
1996	Astron Whatley	1,132	201	89	1,422
1997	Eugene Baker	0	1,549	8	1,557
1998	DeMarlo Rozier	621	164	104	889
1999	Chante Murphy	676	192	20	888
2000	Chante Murphy	800	193	74	1,067
2001	Joshua Cribbs	1,019	32	0	1,051
2002	Antonio King	470	50	598	1,118
2003	Darrell Dowery	38	783	93	914
2004	David Alston	672	55	499	1,226
2005	Najah Pruden	0	688	0	688
2006	Eugene Jarvis	798	126	52	976
2007	Eugene Jarvis	1,669	306	0	1,975
2008	Julian Edelman	1,370	11	25	1,406
2009	Anthony Bowman	29	115	769	913
2010	Sam Kirkland	84	599	202	885
2011	Traylon Durham	630	14	0	644
2012	Dri Archer	1,429	561	587	2,577
2013	Dri Archer	527	327	128	982
2014	Ernest Calhoun	-20	319	734	1,033
2015	Raekwon James	261	287	7	963
2016	Nick Holley	920	135	52	1,107
2017	Justin Rankin	490	311	0	801
2018	Justin Rankin	574	127	241	942
2019	Isaiah McKoy	0	872	77	949
2020	Isaiah McKoy	0	455	62	517
2021	Marquez Cooper	1,205	95	48	1,348
2022	Marquez Cooper	1,326	94	196	1,616
2023	Chrishon McCray	22	610	196	828
2024	Luke Floriea	17	688	152	857

KICKING

Yr.	Player	FG/FGA	Pct.	XP/XPA	Pts.
1951	Don Campbell	0/0	.000	31/34	31
1952	Don Campbell	0/0	.000	18/28	18
1953	Mike Norcia	0/0	.000	11/-	11
1954	Mike Norcia	0/0	.000	12/22	12
1955	Mike Norcia	0/0	.000	3/7	3
1956	Martin Testa	0/0	.000	11/16	11
1957	Marion Pisanelli	0/0	.000	10/-	10
1958	Dick Mostardo	0/0	.000	2/7	2
1959-62	No records available				
1963	Tom Zuppke	4/-	N/A	2/5	14
1964	Tom Zuppke	3/5	.600	7/8	16
1965	Tom Zuppke	3/9	.333	13/13	28
1966	Jon Brooks	1/6	.167	15/16	18

ANNUAL INDIVIDUAL LEADERS

1967	Bill Eppright	3/7	.429	23/25	32
1968	Bill Eppright	4/10	.400	9/11	21
1969	Ted Bowersox	2/4	.500	16/17	34
1970	Gordon Ober	8/15	.533	2/2	26
1971	Gordon Ober	5/8	.625	12/15	27
1972	Herb Page	3/5	.600	9/11	18
1973	Herb Page	8/14	.571	33/38	57
1974	Don Brown	4/7	.571	23/24	35
1975	Don Brown	9/12	.750	9/12	36
1976	Paul Marchese	16/25	.640	30/30	78
1977	Paul Marchese	18/27	.667	18/18	72
1978	Lou Caracci	7/15	.467	15/18	36
1979	John Kenneweg	5/7	.714	10/11	25
1980	Lou Caracci	3/6	.500	8/10	23
1981	Lou Caracci	8/12	.667	12/14	36
1982	Lou Caracci	1/8	.125	7/9	10
1983	Joe LaCivita	7/12	.583	11/12	32
1984	Tony DeLeone	12/22	.545	11/13	47
1985	Jim Nintz	7/15	.467	25/25	46
1986	Larry Steinberg	8/13	.615	15/15	39
1987	Larry Stienberg	5/10	.500	21/22	36
1988	Larry Steinberg	4/8	.500	25/27	37
1989	Mike Benzy	0/0	00.0	13/13	13
1990	Marty Rogers	7/13	.538	18/19	39
1991	Mike Jones	1/4	.250	4/5	7
1992	Mike Benzy	4/10	.400	4/5	16
1993	Brian Cunningham	3/6	.500	17/17	26
1994	Robbie Butts	6/12	.500	12/15	30
1995	Joe Romano	7/14	.500	11/12	32
1996	Matt Groff	4/6	.667	24/28	36
1997	Joe Romano	9/11	.818	28/29	55
1998	Dave Pavich	6/9	.667	17/17	34
1999	Dave Pavich	13/16	.813	24/24	63
2000	Dave Pavich	6/10	.600	12/15	30
2001	Dave Pavich	10/13	.769	30/30	60
2002	Travis Mayle	12/14	.857	22/24	58
2003	Travis Mayle	16/24	.667	33/35	81
2004	Travis Mayle	6/13	.462	37/41	55
2005	Travis Mayle	8/11	.727	20/21	44
2006	Reid Macko	1/6	.166	22/25	25
2007	Nate Reed	18/24	.750	25/30	79
2008	Nate Reed	8/13	.615	33/36	57
2009	Freddy Cortez	13/19	.684	24/26	63
2010	Freddy Cortez	11/17	.647	31/31	64
2011	Freddy Cortez	13/17	.765	18/23	57
2012	Freddy Cortez	19/25	.760	58/58	115
2013	Anthony Melchiori	9/14	.643	20/20	47
2014	Anthony Melchiori	10/18	.556	16/18	43
2015	Shane Hynes	7/11	.636	13/13	34
2016	Shane Hynes	15/22	.682	28/28	73
2017	Shane Hynes	9/15	.600	14/16	41
2018	Matthew Trickett	14/17	.800	33/34	75
2019	Matthew Trickett	29/34	.852	39/39	126
2020	Matthew Trickett	4/6	.666	22/22	34
2021	Andrew Glass	21/28	.750	50/50	113
2022	Andrew Glass	17/26	.654	31/31	82
2023	Andrew Glass	15/17	.882	16/17	61
2024	Will Hryszko	3/5	.600	15/15	24

PUNTING

Yr.	Player	Yds.	No.	Avg.
1951	Jack Mancos	877	27	32.5
1952	John Todd	1,671	49	34.1
1953	Jack Rittichier	462	13	35.5
1954	Jack Rittichier	373	12	31.0
1955	Jack Rittichier	430	12	35.8
1956	Bill Whitley	349	11	31.7

1957	Dick Milhaus	500	14	35.7
1958	Dick Milhaus	455	15	30.3
1959	No records available			
1960	Joe Thompson	1,465	41	35.7
1961	No records available			
1962	Tom Hauner	672	23	29.2
1963	Ron Mollric	1,563	39	40.1
1964	Ron Mollric	1,239	36	34.4
1965	Ron Mollric	1,535	40	38.4
1966	George Infante	1,667	46	36.2
1967	Steve Trustdorf	1,152	36	32.0
1968	Larry Cella	2,323	59	39.3
1969	Dan Brenning	1,518	38	40.0
1970	Dan Brenning	2,356	58	40.6
1971	Terry Schultz	2,479	62	39.9
1972	Larry Poole	2,377	69	34.4
1973	Jim Posipanka	1,303	37	36.1
1974	Jim Posipanka	1,754	45	38.9
1975	Jim Posipanka	2,357	62	38.0
1976	Mike Huth	2,573	73	35.2
1977	Jim Posipanka	3,139	80	39.2
1978	Mike Huth	3,026	78	38.8
1979	Jeff Morrow	2,932	73	40.2
1980	Jeff Morrow	2,333	63	37.0
1981	Tony DeLeone	3,207	84	38.2
1982	Tony DeLeone	3,394	80	42.3
1983	Tony DeLeone	2,806	72	38.9
1984	Tony DeLeone	2,436	64	38.1
1985	Andy Logan	2,271	63	36.0
1986	Andy Logan	2,278	60	38.0
1987	Tony Martino	1,475	40	36.9
1988	Andy Logan	1,396	41	34.0
1989	Eric Nichols	1,093	32	34.2
1990	David Hecht	1,330	41	32.4
1991	Mike Challenger	1,710	48	35.6
1992	Ken Walter	3,235	83	39.0
1993	Ken Walter	2,282	67	34.1
1994	Ken Walter	3,073	80	38.4
1995	Roger Forgatsch	2,425	67	36.2
1996	Roger Forgatsch	2,586	69	37.5
1997	Matt Groff	2,257	54	41.8
1998	Jim Less	2,437	67	36.4
1999	Jim Less	1,774	50	35.5
2000	Jared Fritz	2,908	72	40.4
2001	Jared Fritz	1,971	52	37.9
2002	Jared Fritz	2,409	59	40.8
2003	Joshua Brazen	2,665	66	40.4
2004	Joshua Brazen	1,614	40	40.3
2005	Joshua Brazen	2,844	67	42.4
2006	Jake Kilroy	1,751	53	33.0
2007	Jake Kilroy	2,084	57	36.6
2008	Matt Rinehart	1,799	45	40.0
2009	Matt Rinehart	3,025	74	40.9
2010	Matt Rinehart	2,858	67	42.7
2011	Matt Rinehart	3,555	83	42.8
2012	Anthony Melchiori	3,065	72	42.6
2013	Anthony Melchiori	1,558	35	44.5
2014	Anthony Melchiori	2,966	67	44.3
2015	Anthony Melchiori	3,854	93	41.4
2016	Derek Adams	3,063	76	40.3
2017	Derek Adams	3,447	79	43.6
2018	Matthew Trickett	1,354	35	38.7
2019	Derek Adams	2,543	59	43.1
2020	Ian Henzi	359	9	39.89
2021	Josh Smith	1,881	52	36.17
2022	Josh Smith	1,737	43	40.4
2023	Josh Smith	2,052	50	41.0

2024	Josh Smith	3,469	83	41.8
------	------------	-------	----	------

TACKLES

Yr.	Player	Solo	Assist	Total
1971	Jack Lambert	68	87	155
1972	Jack Lambert	117	116	233
1973	Jack Lambert	117	88	205
1974	Larry Faulk	98	56	154
1975	Mike McKibben	55	49	104
1976	Jack Lazor	81	81	162
1977	Jack Lazor	105	92	197
1978	Jack Lazor	105	100	205
1979	Robert Wallace	112	70	182
1980	Russ Hedderly	95	82	177
1981	Russ Hedderly	107	84	191
1982	Bernard Nash	33	48	81
1983	Russ Hedderly	76	80	156
1984	Tony Stephens	64	59	123
1985	Stuart Sims	60	66	126
1986	Tim Viscuso	82	62	144
	Stuart Sims	79	65	144
1987	Tony Stephens	47	35	82
1988	Paul Haynes	64	52	116
1989	John Massimiani	96	78	174
1990	Paul Haynes	62	71	133
1991	Morrey Norris	79	63	142
	Sean Patterson	61	81	142
1992	Brian Allen	58	46	104
1993	Rich Yurkiewicz	58	71	129
1994	Morrey Norris	81	51	132
1995	Justin Sanford	61	78	139
1996	Roger Terry	93	61	154
1997	Roger Terry	59	55	114
1998	Rashan Hall	53	43	96
1999	Rashan Hall	83	42	125
2000	James Harrison	65	41	106
2001	Anthony Henriquez	59	42	101
2002	Shannon Davis	55	31	86
2003	Eric Mahl	55	71	126
2004	Eric Mahl	46	50	96
2005	Justin Parrish	56	40	96
2006	Andre Kirkland	63	41	104
2007	Derek Burrell	52	60	112
2008	Derek Burrell	50	69	119
2009	Cobrani Mixon	62	46	108
2010	Dorain Wood	39	57	96
2011	Luke Batton	50	52	102
2012	Luke Batton	80	63	143
2013	Luke Wollet	35	43	78
2014	Nate Holley	75	62	137
2015	Nate Holley	79	62	141
2016	Nate Holley	80	31	111
2017	Jim Jones	52	46	98
2018	Keith Sherald	62	29	91
	Matt Bahr	50	41	91
2019	Mandela Lawrence-Burke	52	52	104
2020	Dean Clark	19	9	28
2021	Dean Clark	79	37	116
2022	Nico Bolden	63	39	102
2023	Bryce Sheppart	55	24	79
2024	Josh Baka	58	32	90

INTERCEPTIONS

Yr.	Player	Int.	Yds.	TD
1957	Dick Mihalus	3	77	0
1958	Dick Mostardo	2	1	0
	Dick Mihalus	2	0	0
1959	Dick Mostardo	2	6	0

ANNUAL INDIVIDUAL LEADERS

1960	Dennis Reese	2	46	0
1961	No records available			
1962	James LaCivita	1	16	0
	Dick Merschman	1	6	0
	Tom Smith	1	0	0
1963	Pat Gucciardo	3	51	0
1964	Pat Gucciardo	5	86	1
1965	Pat Gucciardo	5	25	0
1966	Lou Harris	7	21	0
1967	Lou Harris	6	49	0
1968	Frank Dreier	3	0	0
1969	Tom McDonald	6	116	0
1970	Tom McDonald	5	77	0
1971	Renard Harmon	2	36	0
	Tommy McDonald	2	5	0
1972	Alonzo Curry	3	97	1
	Jack Lambert	3	25	0
	Mike Perlin	3	12	0
1973	Cedric Brown	3	41	0
1974	Cedric Brown	4	71	1
1975	Cedric Brown	8	107	1
1976	Darryl Hoyett	4	91	1
1977	Harry Ligin	3	27	0
	Mike Zele	3	8	0
1978	Woodie Thompson	3	42	1
	Mickey Mund	3	20	0
1979	Bill St. Pierre	2	47	0
1980	Charlie Grandjean	3	40	1
1981	Charlie Grandjean	6	136	1
1982	Derrick Samuels	2	58	1
	Van Jakes	2	33	0
	Pat Gladfelter	2	0	0
1983	Terry White	4	0	0
	Mike McGruder	4	5	0
1984	Derrick Samuels	5	9	0
1985	Tony Wells	5	59	1
1986	Stuart Sims	3	33	0
	Jamie Howell	3	0	0
1987	Paul Haynes	3	16	0
	Jamie Howell	3	5	0
1988	Andy Logan	8	54	0
1989	Five players with	1	—	0
1990	Kevin Harris	3	53	0
1991	Kevin Harris	4	5	0
1992	Vance Benton	5	79	1
1993	Lawrence Brown	2	12	0
1994	Vance Benton	3	74	1
	Berkeley Claggett	3	26	0
1995	Tony Britt	5	0	0
1996	Joe Karr	2	4	0
	Geoff Betts	2	4	0
1997	Wayne Shaw	3	58	0
1998	Rashan Hall	1	0	0
	Mark Harris	1	0	0
1999	Geoff Betts	2	10	0
2000	Six players with	1	—	0
2001	Nashville Dyer	4	0	0
2002	Nashville Dyer	4	0	0
2003	Usama Young	2	0	0
	Vashawn Patrick	2	25	0
	Shannon Davis	2	43	1
2004	Abram Elam	3	105	0
	Usama Young	3	57	0
2005	Jack Williams	4	18	0
2006	Andre Kirkland	4	15	0
	Jack Williams	4	44	1
2007	Jack Williams	3	48	0

2008	Brian Lainhart	6	42	0
2009	Brian Lainhart	7	25	0
2010	Norman Wolfe	5	23	0
2011	Luke Wollet	4	23	0
2012	Luke Wollet	4	16	0
2013	Malcolm Pannell	3	70	0
2014	Jordan Italiano	3	0	0
2015	Demetrius Monday	6	108	1
2016	Jerell Foster	3	33	0
	Jamal Parker	3	57	0
2017	Demetrius Monday	5	33	0
2018	Jamal Parker	2	20	0
2019	Jamal Parker	3	12	0
	Keith Sberald Jr	3	10	0
2020	Dean Clark	1	2	0
	Elvis Hines	1	2	0
	Jeremiah Salaam	1	0	0
2021	Montre Miller	4	11	0
2022	CJ Harris	2	9	0
2023	Seven Players	1		
2024	Four Players	1		

SACKS

Yr.	Player	Sacks
1986	Mike Percher	4.5
1987	Bert Weidner	7.0
	Ed Greitzer	7.0
1988	Bert Weidner	4.0
	Ed Greitzer	4.0
	Andrew Harmon	4.0
1989	Andrew Harmon	5.0
1990	Andrew Harmon	9.0
1991	Doug Agnew	3.0
1992	Rich Yurkiewicz	5.0
1993	Rich Yurkiewicz	6.0
1994	Mike Barry	5.0
1995	Mike Barry	5.0
1996	Courtney Short	3.0
1997	Justin Sanford	4.0
	Mack Warren	4.0
1998	Lavell Ellis	2.0
1999	Matt Rayl	2.0
	Brad Hartman	2.0
	Mark Strickland	2.0
2000	Mark Strickland	4.0
2001	James Harrison	12.0
2002	Tom Crock	2.5
2003	Delvin Barker	3.0
2004	Justin Parrish	14.0
2005	Justin Parrish	8.5
2006	Kevin Hogan	7.5
2007	Colin Ferrell	5.0
	Kevin Hogan	5.0
2008	Kevin Hogan	5.0
2009	Monte Simmons	8.0
2010	Roosevelt Nix	10.0
2011	Jake Dooley	5.0
2012	Jake Dooley	7.0
2013	Roosevelt Nix & Nate Vance	3.5
2014	Nate Terhune	3.5
2015	Terence Waugh	9.0
2016	Terence Waugh	8.0
2017	Jim Jones	6.0
2018	Theo Majette	4.5
2019	Theo Majette	5.5
2020	Brandon Coleman	3.0
	Kesean Gamble	3.0
2021	CJ West	4.0

2022	Saivon Taylor-Davis	7.5
2023	Two Players	2.0
2024	Kameron Olds	6.0

KICK RETURNS

Yr.	Player	No.	Yds.	Avg.	TD	Lg
1963	Fred Gissendanar	10	221	22.1	0	-
1964	Lawrence Burton	10	187	18.7	0	-
1965	William Blunt	15	380	25.3	0	-
1966	Orin Richburg	13	288	22.1	0	-
1967	Garland Wilson	9	229	25.4	0	-
1968	James Kovach	12	323	26.9	0	-
1969	Phil Witherspoon	13	262	20.1	0	-
1970	Phil Witherspoon	18	375	20.8	0	-
1971	Eddie Woodard	23	632	27.4	1	-
1972	Eddie Woodard	21	516	24.6	1	-
1973	Eddie Woodard	19	361	19.0	0	-
1974	Dan Watkins	24	492	20.5	1	87
1975	Dan Watkins	25	508	20.3	1	85
1976	Manny Leeper	16	309	19.3	0	36
1977	Norman Warren	22	569	25.9	1	93
1978	Richard Owens	15	258	17.2	0	53
1979	David Warren	26	608	23.4	2	100
1980	Mike McGruder	11	243	22.1	0	37
1981	James Stafford	9	203	22.6	0	35
1982	Derrick Samuels	23	602	26.1	1	98
1983	Derrick Nix	25	565	22.6	0	88
1984	Derrick Samuels	12	193	16.1	1	98
1985	Eric Wilkerson	21	383	18.2	0	41
1986	Derrick Nix	22	521	23.7	1	92
1987	Eric Wilkerson	25	584	23.4	1	88
1988	Eric Wilkerson	21	502	23.9	1	94
1989	Aaron Kinebrew	20	429	21.5	0	66
1990	Aaron Kinebrew	37	728	19.7	0	39
1991	Brad Smith	17	292	17.2	0	29
1992	Vance Benton	24	514	21.4	0	45
1993	Lance Hansen	18	293	16.3	0	43
1994	Vance Benton	22	468	21.3	0	35
1995	Astron Whatley	22	426	19.4	0	41
1996	William Young	27	577	21.4	0	49
1997	William Young	31	524	16.9	0	34
1998	Shawn Shoemaker	33	621	18.8	0	53
1999	Shawn Shoemaker	14	374	26.7	1	96
2000	Shawn Shoemaker	26	546	21.0	0	68
2001	Antonio King	13	257	19.8	0	38
2002	Antonio King	30	598	19.9	0	64
2003	Antonio King	25	534	21.4	0	47
2004	David Alston	26	449	19.2	0	39
2005	Shawn Bayes	18	366	20.3	0	47
2006	Shawn Bayes	22	413	18.8	0	43
2007	Derek McBryde	22	426	19.4	0	37
2008	Shawn Bayes	31	668	21.5	0	35
2009	Anthony Bowman	35	769	22.0	1	92
2010	Dri Archer	22	451	20.5	0	39
2011	Eric Adeyemi	21	406	19.3	0	35
2012	Dri Archer	16	591	36.9	3	99
2013	Ernest Calhoun	29	514	17.7	0	31
2014	Ernest Calhoun	34	708	20.8	0	41
2015	Raekwon James	20	408	20.4	0	43
2016	Raekwon James	9	194	21.6	0	66
2017	Mike Carrigan	15	265	17.7	0	32
2018	Jamal Parker	10	301	30.1	0	64
2019	Jamal Parker	29	797	27.6	1	96
2020	Ja'Shaun Poke	4	10125.25	0	39	
2021	Ja'Shaun Poke	24	565	23.54	0	50
2022	Ja'Shaun Poke	14	411	29.4	0	46
2023	Xavier Williams	15	340	22.7	0	36
2024	Da'Shawn Martin	18	400	22.2	0	39

ANNUAL INDIVIDUAL LEADERS

PUNT RETURNS

Yr.	Player	No.	Yds.	Avg.	TD	Lg
1963	Thomas Herman	3	91	30.3	0	-
1964	Fred Gissendaner	4	126	31.5	0	-
1965	Fred Gissendaner	10	175	17.5	1	86
1966	Orin Richburg	13	141	10.8	1	-
1967	Garland Wilson	11	72	6.5	0	-
1968	Gerald Clemens	5	36	7.2	0	-
1969	Phil Witherspoon	10	85	8.5	0	-
1970	Stanley Boykin	6	87	14.5	0	-
1971	Eddie Woodard	9	46	5.1	0	-
1972	Gerald Tinker	19	268	14.1	0	-
1973	Gerald Tinker	22	292	13.2	2	-
1974	Dan Watkins	32	256	8.0	1	80
1975	Richard Owens	11	70	6.3	0	46
1976	Thomas Roper	20	107	5.3	0	38
1977	Thomas Roper	23	143	6.2	1	73
1978	Woodie Thompson	19	166	8.7	0	53
1979	Robert Whitt	7	42	6.0	0	22
1980	Curt Rice	10	31	3.1	0	10
1981	Todd Feldman	37	236	6.4	0	27
1982	Todd Feldman	20	82	4.1	0	16
1983	Todd Feldman	23	184	8.0	0	24
1984	Derrick Nix	17	124	7.3	0	25
1985	Derrick Nix	20	163	8.2	0	31
1986	Derrick Nix	23	153	6.7	0	12
1987	Eric Dye	27	222	8.2	0	20
1988	Fermin Olivera	16	128	8.0	0	41
1989	Andre Palmer	11	122	11.1	1	62
1990	Shawn Barnes	10	46	4.6	0	19
1991	Shawn Barnes	15	96	6.4	0	33
1992	Vance Benton	24	162	6.8	0	48
1993	Dajuan Franklin	16	78	4.9	0	15
1994	Vance Benton	13	81	6.2	0	20
1995	Tony Britt	16	60	3.8	0	18
1996	Lance Hansen	15	101	6.7	0	19
1997	Shawn Shoemaker	6	55	9.2	0	33
1998	Jurron Kelly	13	185	14.2	0	44
1999	Jurron Kelly	10	90	9.0	0	19
2000	Jurron Kelly	12	68	5.7	0	13
2001	Jurron Kelly	15	145	9.7	0	22
2002	Shannon Davis	11	94	8.5	0	19
2003	Jon Drager	20	143	7.2	0	34
2004	Abram Elam	16	147	9.2	0	37
2005	Derrick Bush	18	112	6.2	0	35
2006	Jon Drager	12	100	8.3	0	21
2007	Jon Drager	22	129	5.9	0	19
2008	Phil Garner	8	35	4.4	0	13
2009	Leneric Muldrow	13	126	9.7	0	31
2010	Luke Wollet	5	73	14.6	0	36
2011	Eric Adeyemi	10	62	6.2	0	21
2012	Eric Adeyemi	6	42	7.0	0	12
2013	Ernest Calhoun	12	62	5.2	0	12
2014	James Brooks	12	72	6.0	0	17
2015	Ernest Calhoun	17	57	3.4	0	14
2016	Zaquon Tyson	12	67	5.6	0	16
2017	Raymond James	11	57	4.7	0	16
2018	Zaquon Tyson	17	49	2.9	0	18
2019	Raymond James	4	55	13.8	0	35
2020	Isaac Vance	2	10	5	0	16
2021	Nykeim Johnson	12	66	5.5	0	16
2022	J.B. Awolowo	1	34	34	1	34
2023	Luke Floriea	13	89	6.9	0	20
2024	Luke Floriea	4	45	11.3	0	29

TEAM SEASON RECORDS

TOTAL OFFENSE

YARDS PER GAME

1.	606.5	2020
2.	493.4	2021
3.	451.3	1954
4.	442.4	1997
5.	417.3	2022

YARDS

1.	6,907	2021
2.	5,436	2012
3.	5,273	2019
4.	5,007	2022
5.	4,866	1997

PLAYS

1.	1052	2021
2.	942	2012
3.	914	2018
4.	905	2019
5.	898	2003

AVERAGE PER PLAY

1.	7.44 (546-4062)	1954
	7.44 (326-2426)	2020
3.	6.6 (1052-6907)	2021
4.	6.22 (432-2685)	1949
5.	6.12 (559-3419)	1953

FIRST DOWNS

1.	362	2021
2.	283	2019
3.	274	2022
4.	264	2012
5.	255	2008

SCORING OFFENSE

POINTS PER GAME

1.	49.8	2020
2.	36.0	1954
3.	33.6	2012
4.	33.0	2021
5.	30.6	1997

POINTS

1.	463	2012
2.	462	2021
3.	380	2019
4.	341	2022
5.	337	1997

TOUCHDOWNS

1.	58	2012
2.	57	2021
3.	49	1954
4.	46	2004
5.	45	1997

FIELD GOALS

1.	29	2019
2.	21	2021
3.	19	2012
4.	18	2007
	18	1977

EXTRA POINTS (KICKS)

1.	58	2012
2.	51	2021
3.	39	2019
4.	37	2004
5.	36	2022

RUSHING OFFENSE

YARDS PER GAME

1.	376.9	1954
2.	321.7	1952
3.	316.9	1953
4.	292.8	1951
5.	283.0	2020

YARDS

1.	3,482	2021
2.	3,392	1954
3.	3,161	2012
4.	3,073	1988
5.	2,895	1952

ATTEMPTS

1.	687	1976
2.	647	2021
3.	624	1988
4.	593	1973
5.	592	1969

AVERAGE PER ATTEMPT

1.	7.02 (483-3392)	1954
2.	5.98 (477-2852)	1953
3.	5.7 (200-1132)	2020
4.	5.69 (434-2470)	1950
5.	5.47 (413-2260)	1955

TOUCHDOWNS

1.	42	1954
2.	36	2021
2.	36	2012
4.	31	1973
5.	28	1988

PASSING OFFENSE

YARDS PER GAME

1.	323.5	2020
2.	294.8	1997
3.	244.6	2021
4.	237.5	2005
5.	233.6	2014

YARDS

1.	3,425	2021
2.	3,243	1997
3.	2,849	2019
4.	2,627	2003
5.	2,612	2004

ATTEMPTS

1.	467	2005
2.	451	1997
3.	442	2014
4.	420	2018
5.	405	2021

COMPLETIONS

1.	262	2005
2.	261	2021
3.	247	2018
4.	244	2014
5.	243	2004

COMPLETION PCT.

1.	71.4 (83/113)	2020
2.	64.4 (261/405)	2021
3.	67.1 (239/356)	2019
4.	62.7 (243/387)	2004
5.	58.8 (247/42)	2018

TOUCHDOWNS

1.	35	1997
2.	24	2019
3.	21	2021

FEWEST INTERCEPTIONS

1.	2	2019
	2	2020
3.	5	1988
	5	1963
	5	1954

TOTAL DEFENSE

YARDS ALLOWED/GAME

1.	208.8	1953
2.	209.2	1956
3.	210.4	1967
4.	210.6	1964
5.	215.3	1966

YARDS ALLOWED

1.	1,879	1953
2.	1,883	1956
3.	1,895	1964
4.	2,066	1959
5.	2,066	1955

YARDS ALLOWED/PLAY

1.	3.39 (620-2104)	1967
2.	3.61 (522-1883)	1956
3.	3.66 (621-2275)	1950
4.	3.70 (512-1895)	1964
5.	3.72 (573-2132)	1958

SCORING DEFENSE

POINTS PER GAME

1.	5.9	1946
2.	8.4	1956
3.	9.7	1955
4.	9.9	1958
	9.9	1948

POINTS

1.	47	1946
2.	76	1956
3.	87	1955
4.	89	1958
	89	1948

RUSHING DEFENSE

YARDS ALLOWED/GAME

1.	91.7	1953
2.	97.2	2010
3.	101.4	1966
4.	111.3	2004
5.	111.8	1967

YARDS ALLOWED

1.	825	1953
2.	1,014	1966
3.	1,048	2020
4.	1,118	1967
5.	1,124	2004

FEWEST ATTEMPTS

1.	313	1953
2.	351	1962
3.	358	1959
4.	368	1966
5.	369	1963

AVERAGE PER ATTEMPT

1.	2.64 (313-825)	1953
2.	2.70 (434-1680)	2010
3.	2.76 (368-1014)	1966
4.	2.87 (427-1224)	2004
5.	2.84 (391-1118)	1967

FEWEST TOUCHDOWNS

1.	7	1961
2.	10	1973
3.	11	1964
4.	12	1967
5.	13	2004
	13	1987

PASSING DEFENSE

YARDS ALLOWED/GAME

1.	45.3	1958
2.	53.6	1964
3.	67.3	1955
4.	69.9	1960
5.	71.1	1956

YARDS ALLOWED

1.	408	1958
2.	482	1964
3.	606	1955
4.	629	1960
5.	640	1956

FEWEST ATTEMPTS

1.	102	1960
2.	113	1958
3.	118	1964
4.	123	1961
	123	1959

FEWEST COMPLETIONS

1.	41	1964
2.	42	1958
3.	46	1960
4.	47	1949
	47	2020

LOWEST COMP. PCT.

1.	34.7 (41/118)	1964
2.	35.2 (51/145)	1950
3.	35.8 (54/151)	1955
4.	35.9 (51/142)	1956
5.	37.1 (72/194)	1966

FEWEST TOUCHDOWNS

1.	0	1963
2.	1	1954
3.	2	1965
	2	1958
	2	1956

MOST INTERCEPTIONS

1.	23	2012
2.	22	1953
3.	21	1965
4.	19	1976
5.	18	1992
	18	1976

KICK RETURNS

YARDS

1.	1,226	1998
2.	1,224	1989
3.	1,156	2008
4.	1,153	2003
5.	1,140	2021

RETURNS

1.	68	1998
	68	1989
3.	64	2008
4.	59	1996
	59	1995

AVERAGE PER RETURN

1.	23.5 (25-588)	1967
2.	22.9 (37-847)	2022
3.	22.7 (32-726)	1977
4.	22.6 (46-1039)	2012
5.	22.5 (31-699)	2018

PUNT RETURNS

YARDS

1.	379	1972
2.	362	1973
3.	340	1965
4.	287	1983
5.	282	1983

RETURNS

1.	41	1981
	41	1974
3.	36	1983
	36	1966
5.	35	1976

AVERAGE PER RETURN

1.	17.1 (11-188)	1958
2.	16.2 (21-340)	1965
3.	15.5 (17-263)	1963
4.	14.2 (13-185)	1998
5.	13.9 (26-362)	1973

PUNTING

YARDS

1.	3,854	2015
2.	3,565	2011
3.	3,528	2017
4.	3,469	2024
5.	3,394	1982

PUNTS

1.	93	2015
2.	85	1992
3.	84	1981
	84	2011
5.	83	2024

AVERAGE PER PUNT

1.	43.0 (69-2966)	2014
2.	42.9 (61-2614)	2019
3.	42.6 (72-3065)	2012
4.	42.5 (83-3528)	2017
5.	42.4 (84-3565)	2011

TEAM GAME RECORDS

RUSHING

ATTEMPTS

1. 86 vs. Western Michigan 10/15/88

YARDS

1. 555 vs. Western Reserve 10/1/54
2. 494 vs VMI 9/11/21

TOUCHDOWNS

1. 10 vs. Akron 11/17/20
2. 7 vs VMI 9/11/21

YARDS PER CARRY

1. 9.1 vs. Cal Poly 9/14/02

FIRST DOWNS

1. 37 vs Akron 11/17/20

LONGEST RUNS

1. 99*# Lou Mariano vs. Western Reserve 10/1/54
2. 96* Larry Blackman vs. Toledo 11/17/73
3. 93* Tim Starks vs. Northern Illinois 9/24/83

* Scoring play // # MAC record // \$ NCAA record

PASSING

COMPLETIONS

1. 34 vs. Akron 11/8/97

ATTEMPTS

1. 59 vs. Akron 11/8/97
vs. Akron 11/7/09

YARDS

1. 551 vs. UCF 10/4/97

TOUCHDOWNS

1. 7 vs. Central Michigan 10/25/97

COMPLETION PERCENTAGE

1. 1.000 vs. Bowling Green 11/6/48

FIRST DOWN PASSING

1. 20 vs. UCF 10/4/97

LONGEST PASS PLAYS

1. 98*# Jose Davis to Eugene Baker vs. UCF 10/4/97
2. 97* Joshua Cribbs to Najah Pruden at Marshall 10/11/03
3. 85* Spencer Keith to Matthew Hurdle vs. Central Michigan 11/4/11
4. 84 Michael Machen to Najah Pruden at Ohio 9/24/05
84* George Bollas to Mike Carrigan vs. Central Michigan 10/14/17

* Scoring play // # MAC record

TOTAL OFFENSE

PLAYS

1. 96 vs. Marshall 11/9/68
96 vs. Ohio 10/1/22

TOTAL YARDS

1. 750 vs. Bowling Green 2019

AVERAGE YARDS PER PLAY

1. 9.6 vs. Akron 11/17/20

RETURNING

PUNT RETURNS

1. 8 vs. Eastern Michigan 11/7/81
vs. Murray State 9/2/2010

PUNT RETURN YARDS

1. 145 vs. Toledo 10/28/89

PUNT RETURN AVERAGE

1. 45.5 vs. Toledo 11/1/58

KICKOFF RETURNS

1. 11 at Western Michigan 11/16/96

KICKOFF RETURN YARDS

1. 228 vs. Bowling Green 10/16/71

KICKOFF RETURN AVERAGE

1. 48.5 vs. Marshall 10/7/59

LONGEST KICKOFF RETURN

1. 100*# Norman Warren vs. ECU 9/18/79
100*# Dri Archer vs. NIU 10/5/13

LONGEST PUNT RETURN

1. 87* Gerald Tinker at Toledo 11/17/73

* Scoring play // # MAC record // \$ NCAA record

KICKING

PAT KICKS MADE

1. 9 vs. Eastern Michigan 11/13/04
9 vs Akron 11/17/20

PAT KICKS ATTEMPTED

1. 9 vs. Eastern Michigan 11/13/04
9 vs Akron 11/17/20

FIELD GOALS MADE

1. 5 vs Utah State 12/20/2019

FIELD GOALS ATTEMPTED

1. 5 Five times
last: vs Utah State 12/20/2019

PUNTS

1. 13 vs. Western Michigan 9/23/89

PUNTING AVERAGE

1. 80.0 vs. Western Michigan 10/31/09

INDIVIDUAL CAREER RECORDS

RUSHING

ATTEMPTS

1.	878	Astron Whatley	1994-97
2.	739	Eric Wilkerson	1985-86
3.	724	Eugene Jarvis	2006-10
4.	644	Trayion Durham	2011-14
5.	632	Joshua Cribbs	2001-04
6.	602	Don Nottingham	1968-70
7.	599	Larry Poole	1972-74
8.	582	Marquez Cooper	2020-22
9.	557	Don Fitzgerald	1965-66
10.	502	Julian Edelman	2006-08

YARDS

1.	3,989	Astron Whatley	1994-97
2.	3,830	Eric Wilkerson	1985-88
3.	3,721	Eugene Jarvis	2006-10
4.	3,670	Joshua Cribbs	2001-04
5.	3,140	Trayion Durham	2011-15
6.	2,813	Marquez Cooper	2020-22
7.	2,668	Larry Poole	1972-74
8.	2,515	Don Nottingham	1972-74
9.	2,483	Julian Edelman	2006-08
10.	2,342	Dri Archer	2009-13

TOUCHDOWNS

1.	38	Joshua Cribbs	2001-04
2.	36	Eric Wilkerson	1985-88
	36	Larry Poole	1972-74
4.	29	Michael Norcia	1952-55
	29	Marquez Cooper	2020-22
6.	28	Jack Mancos	1949-51
7.	27	Trayion Durham	2011-15
8.	26	Eugene Jarvis	2006-10
9.	25	Astron Whatley	1994-97
	25	Lou Mariano	1951-54

PASSING

COMPLETIONS

1.	732	Spencer Keith	2009-12
2.	616	Joshua Cribbs	2001-04
3.	575	Dustin Crum	2017-21
4.	552	Jose Davis	1997-99
5.	496	Colin Reardon	2013-16
6.	405	Greg Kokal	1972-75
7.	385	Julian Edelman	2006-08
8.	304	Todd Goebel	1995-97
9.	295	Kevin Shuman	1991-93
10.	247	Tim Phillips	1984-87

ATTEMPTS

1.	1,316	Spencer Keith	2009-12
2.	1,123	Joshua Cribbs	2001-04
3.	1,000	Jose Davis	1997-99
4.	896	Colin Reardon	2013-16
5.	863	Dustin Crum	2017-21
6.	786	Greg Kokal	1972-75
7.	706	Julian Edelman	2006-08
8.	611	Kevin Shuman	1991-93
9.	605	Todd Goebbel	1995-97
10.	500	Joe Dalpra	1988-91

YARDS

1.	8,062	Spencer Keith	2009-12
2.	7,417	Dustin Crum	2017-21
3.	7,169	Joshua Cribbs	2001-04
4.	6,722	Jose Davis	1997-99
5.	5,587	Greg Kokal	1972-75
6.	5,327	Colin Reardon	2013-16
7.	4,997	Julian Edelman	2006-08
8.	3,747	Todd Goebbel	1995-97
9.	3,483	Kevin Shuman	1991-93
10.	2,991	Joe Dalpra	1988-91

TOUCHDOWNS

1.	57	Jose Davis	1997-99
2.	55	Dustin Crum	2017-21
3.	45	Spencer Keith	2009-12
	45	Joshua Cribbs	2001-04
5.	33	Colin Reardon	2013-16
6.	30	Julian Edelman	2006-08
	30	Greg Kokal	1972-75
8.	25	Todd Goebbel	1995-97
9.	23	Tommy Ulatowski	2022-24
10.	21	Joe Dalpra	1988-91

COMPLETION PERCENTAGE (MIN. 300 ATT.)

1.	66.7	Dustin Crum (575/863)	2017-21
2.	59.9	Collin Schlee (182/304)	2020-22
3.	58.7	Woody Barrett (229/390)	2018-20.
	58.7	Colin Reardon (496/896)	2013-15
5.	58.3	Tim Phillips (247/457)	1983-87
6.	55.6	Spencer Keith (732/1316)	2009-12
7.	55.2	Jose Davis (552/1,000)	1997-99
8.	54.9	Joshua Cribbs (616/1,123)	2001-04
9.	54.8	Michael Machen (200/365)	2005-06
10.	54.5	Julian Edelman (232/431)	2006-08

PASS EFFICIENCY (MIN. 300 ATT.)

1.	157.1	Dustin Crum	2017-21
2.	142.1	Collin Schlee	2020-22
3.	126.1	Tommy Ulatowski	2022-24
4.	124.07	Jose Davis	1997-99
5.	119.22	Julian Edelman	2006-08
6.	117.35	Colin Reardon	2013-15
	115.63	Joshua Cribbs	2001-04
8.	114.42	Tim Phillips	1983-87
9.	114.3	Woody Barrett	2018-20
10.	112.30	Spencer Keith	2009-12

PASSES INTERCEPTED

1.	49	Greg Kokal	1972-75
2.	45	Spencer Keith	2009-12
3.	34	Joshua Cribbs	2001-04
	34	Stu Rayborn	1983-84
5.	32	Jose Davis	1997-99
6.	30	Kevin Shuman	1991-93

RECEIVING

RECEPTIONS

1.	229	Eugene Baker	1995-98
2.	181	Tyshon Goode	2009-13
3.	152	Darrell Dowery Jr.	2001-04
4.	145	Dante Cephas	2019-22
5.	143	Jurron Kelly	1998-01
6.	128	Chris Humphrey	2011-14
7.	123	Isaiah McKoy	2018-2020
8.	118	Kim Featsent	1974-77

9.	113	Sam Kirkland	2008-11
	113	Najah Pruden	2003-06

YARDS

1.	3,513	Eugene Baker	1995-98
2.	2,272	Tyshon Goode	2009-13
3.	2,139	Dante Cephas	2019-22
4.	2,131	Najah Pruden	2003-06
5.	1,931	Darrell Dowery Jr.	2001-04
6.	1,750	Isaiah McKoy	2018-20
7.	1,703	Jurron Kelly	1998-01
8.	1,663	Todd Feldman	1981-84
9.	1,662	Kim Featsent	1974-77
10.	1,567	Chris Humphrey	2011-14

TOUCHDOWNS

1.	35	Eugene Baker	1995-98
2.	16	Isaiah McKoy	2018-20
3.	15	Najah Pruden	2003-06
4.	14	Tyshon Goode	2009-13
5.	13	Chrishon McCray	2023-24
	13	Jason Gavadza	1996-99
	13	Shawn Barnes	1989-91
	13	Chrishon McCray	2022-24
9.	12	Dri Archer	2009-13
	12	Jurron Kelly	1998-01
	12	Mike Carrigan	2016-19
	12	Dante Cephas	2019-22
	12	Devontez Walker	2021-22
	12	Luke Floriea	2020-24

TOTAL OFFENSE

PLAYS

1.	1,755	Joshua Cribbs	2001-04
2.	1,340	Dustin Crum	2017-21
3.	1,248	Jose Davis	1997-99
4.	1,208	Julian Edelman	2006-08
5.	1,143	Spencer Keith	2009-12
6.	1,083	Colin Reardon	2013-16
7.	1,066	Greg Kokal	1972-75
8.	884	Astron Whatley	1994-97
9.	862	Kevin Shuman	1991-93
10.	762	Todd Goebbel	1995-97

TOTAL YARDS

1.	10,839	Joshua Cribbs	2001-04
2.	9,488	Dustin Crum	2017-21
3.	8,409	Spencer Keith	2009-12
4.	7,576	Jose Davis	1997-99
5.	7,480	Julian Edelman	2006-08
6.	6,238	Greg Kokal	1972-75
7.	5,905	Colin Reardon	2013-16
8.	4,310	Astron Whatley	1994-97
9.	3,993	Todd Goebbel	1995-97
10.	3,864	Eric Wilkerson	1985-88

ALL-PURPOSE YARDS

1.	6,026	Eric Wilkerson	1985-88
2.	5,104	Astron Whatley	1994-97
3.	4,980	Dri Archer	2009-13
4.	4,698	Eugene Jarvis	2006-10
5.	3,763	Joshua Cribbs	2001-04
6.	3,569	Eugene Baker	1995-98
7.	3,483	Trayion Durham	2011-15
8.	3,476	Derrick Nix	1983-86
9.	3,243	Dan Watkins	1973-75

INDIVIDUAL CAREER RECORDS

10. 3,260 Marquez Cooper 2020-22

POINTS

1. 299 Freddy Cortez 2009-12
2. 267 Andrew Glass 2021-24
 3. 246 Joshua Cribbs 2001-04
 4. 240 Dri Archer 2009-13
 5. 238 Travis Mayle 2002-05
 6. 235 Matthew Trickett 2018-2020
 7. 228 Eric Wilkerson 1985-88
 228 Larry Poole 1972-74
 9. 206 Eugene Baker 1995-98
 10. 200 Michael Norcia 1952-55

TOUCHDOWNS

1. 41 Joshua Cribbs 2001-04
 2. 40 Dri Archer 2009-13
 3. 38 Eric Wilkerson 1985-88
 38 Larry Poole 1972-74
 5. 35 Eugene Baker 1995-98
 6. 30 Eugene Jarvis 2006-10
 7. 29 Michael Norcia 1952-55
 29 Marquez Cooper 2020-22
 9. 28 Jack Mancos 1949-51
 10. 26 Astron Whatley 1994-97

DEFENSE

TACKLES

1. 645 Jack Lazor 1975-78
 2. 593 Jack Lambert 1971-73
 3. 548 Russ Hedderly 1980-83
 4. 534 Robert Wallace 1976-79
 5. 519 Mike Zele 1975-78
 6. 472 Sean Patterson 1990-93
 7. 440 Paul Haynes 1987-91
 8. 426 Nate Holley 2013-16
 9. 421 Tony Stephens 1984-87
 10. 417 Tim Viscuso 1984-87

QUARTERBACK SACKS

1. 25.0 Justin Parrish 2002-05
 2. 24.0 Roosevelt Nix 2010-13
 3. 22.0 Kevin Hogan 2006-09
 4. 21.5 Monte Simmons 2007-10
 5. 20.0 Terence Waugh 2013-16
 6. 18.0 Andy Harmon 1987-90
 7. 15.5 Jake Dooley 2009-12
 8. 15.0 Daniel Muir 2003-06
 15.0 James Harrison 1999-01
 10. 14.0 Rich Yurkiewicz 1991-94

INTERCEPTIONS

1. 19 Lou Harris 1965-67
 2. 17 Brian Lainhart 2007-10
 3. 16 Cedric Brown 1972-75
 4. 13 Jack Williams 2004-07
 13 Tom McDonald 1969-71
 13 Pat Gucciardo 1963-65
 7. 12 Demetrius Monday 2013-17
 12 Luke Wollet 2010-13
 12 Jamie Howell 1985-88
 10. 11 Andy Logan 1985-88

TACKLES FOR LOSS

1. 65.0 Roosevelt Nix 2010-13
 2. 55.0 Michael Zele 1975-78
 3. 49.0 Justin Parrish 2002-05

4. 48.0 Robert Wallace 1976-77
 5. 45.5 Colin Ferrell 2004-07
 6. 42.0 James Harrison 1999-01
 7. 39.0 Kevin Hogan 2006-09
 39.0 Tony Stephens 1984-87
 9. 38.5 Monte Simmons 2007-10
 10. 36.0 Andy Harmon 1987-90

RETURNING

PUNT RETURNS

1. 88 Todd Feldman 1981-84
 2. 60 Jon Drager 2003, 05-07
 60 Derrick Nix 1983-86
 4. 50 Jurrion Kelly 1998-01
 5. 43 Tom Roper 1976-77

PUNT RETURN YARDS

1. 617 Todd Feldman 1981-84
 2. 560 Gerald Tinker 1972-73
 3. 480 Jurrion Kelly 1998-01
 4. 440 Jon Drager 2003, 05-07
 440 Derrick Nix 1983-86

PUNT RETURN AVERAGE

1. 17.5 Fred Gissendanar 1963-65
 2. 13.6 Gerald Tinker 1972-73
 3. 12.1 Renard Harmon 1971-73
 4. 9.7 Orin Richburg 1968-69
 5. 9.6 Jurrion Kelly 1998-01

KICKOFF RETURNS

1. 85 Shawn Bayes 2005-08
 2. 80 Ernest Calhoun 2013-16
 80 Aaron Kinebrew 1988-90
 4. 76 Eric Wilkerson 1985-88
 5. 74 Shawn Shoemaker 1997-00

KICKOFF RETURN YARDS

1. 1,651 Aaron Kinebrew 1988-90
 2. 1,638 Eric Wilkerson 1985-88
 3. 1,576 Shawn Bayes 2005-08
 4. 1,557 Shawn Shoemaker 1997-00
 5. 1,534 Ernest Calhoun 2013-16

KICKOFF RETURN AVERAGE

1. 28.2 Dri Archer 2009-13
 2. 27.5 Jamal Parker 2016-19
 3. 24.5 Norman Warren 1977-79
 4. 24.1 Orin Richburg 1968-69
 5. 23.9 Eddie Woodard 1971-73
 23.9 Billy Blunt 1965-67

KICKING

PAT KICKS MADE

1. 131 Freddy Cortez 2009-12
 2. 112 Travis Mayle 2002-05
3. 102 Andrew Glass 2021-24
 4. 94 Matthew Trickett 2018-2020
 5. 83 Dave Pavich 1986-89
 6. 69 Larry Steinberg 1986-89
 7. 62 Nate Reed 2006-09
 8. 61 Donald Campbell 1950-52
 9. 55 Shane Hynes 2015-17
 10. 53 Paul Marchese 1975-77

PAT KICKS ATTEMPTED

1. 138 Freddy Cortez 2009-12

2. 121 Travis Mayle 2002-05
3. 103 Andrew Glass 2021-24
 4. 95 Matthew Trickett 2018-2020
 5. 89 Donald Campbell 1950-52
 6. 86 Dave Pavich 1986-89
 7. 72 Larry Steinberg 1986-89
 8. 71 Nate Reed 2006-09
 9. 57 Shane Hynes 2015-17
 10. 53 Paul Marchese 1975-77

FIELD GOALS MADE

1. 56 Freddy Cortez 2009-12
2. 55 Andrew Glass 2021-24
 3. 47 Matthew Trickett 2018-2020
 4. 42 Travis Mayle 2002-05
 5. 35 Dave Pavich 1998-01
 35 Paul Marchese 1975-77
 7. 31 Shane Hynes 2015-17
 8. 27 Nate Reed 2006-09
 9. 19 Anthony Melchiori 2012-15
 19 Lou Carraci 1978, 1981-82

FIELD GOALS ATTEMPTED

1. 78 Freddy Cortez 2009-12
2. 75 Andrew Glass 2021-24
 3. 62 Travis Mayle 2002-05
 4. 57 Matthew Trickett 2018-2020
 5. 55 Paul Marchese 1975-77
 6. 48 Shane Hynes 2015-17
 48 Dave Pavich 1998-01
 8. 41 Nate Reed 2006-09
 41 Lou Carraci 1978, 1981-82
 10. 36 Larry Steinberg 1986-89

PUNTS

1. 300 Tony DeLeone 1981-84
 2. 269 Matt Rinehart 2008-11
 3. 267 Anthony Melchiori 2012-15
 4. 245 Derek Adams 2016-19
5. 227 Josh Smith 2021-24
 6. 224 Jim Posipanka 1973-75, 77
 7. 191 Jared Fritz 1999-02
 191 Andrew Logan 1985-88
 9. 173 Joshua Brazen 2002-05
 10. 163 Ken Walter 1992-94

PUNTING AVERAGE

1. 42.9 Anthony Melchiori 2012-15
 2. 42.0 Derek Adams 2016-19
 3. 41.8 Matt Rinehart 2008-11
 4. 41.3 Matt Groff 1996-97
 5. 41.2 Joshua Brazen 2002-05
 6. 40.4 Dan Brenning 1969-70
7. 40.2 Josh Smith 2021-24
 8. 39.7 Jared Fritz 1999-02
 9. 39.6 Terry Schultz 1969-71
 10. 39.5 Tony DeLeone 1981-84

INDIVIDUAL SEASON RECORDS

RUSHING

ATTEMPTS

1.	296	Don Fitzgerald	1966
2.	285	Marquez Cooper	2022
3.	279	Eugene Jarvis	2007
4.	276	Trayion Durham	2012
5.	261	Larry Poole	1973
6.	254	Astron Whatley	1996
7.	247	Eric Wilkerson	1988
8.	244	Eric Wilkerson	1987
9.	241	Astron Whatley	1994
10.	241	Marquez Cooper	2021

YARDS

1.	1,669	Eugene Jarvis	2007
2.	1,482	Dri Archer	2012
3.	1,370	Julian Edelman	2008
4.	1,346	Trayion Durham	2012
5.	1,326	Marquez Cooper	2022
6.	1,325	Eric Wilkerson	1988
7.	1,245	Don Fitzgerald	1966
8.	1,221	Eric Wilkerson	1987
9.	1,205	Marquez Cooper	2021
10.	1,132	Astron Whatley	1996

TOUCHDOWNS

1.	18	Larry Poole	1973
2.	16	Dri Archer	2012
3.	14	Trayion Durham	2012
	14	Joshua Cribbs	2003
	14	Eric Wilkerson	1988
	14	Lou Mariano	1954
7.	13	Marquez Cooper	2022
	13	Julian Edelman	2008
	13	Larry Poole	1974
	13	Jack Mancos	1951

PASSING

COMPLETIONS

1.	244	Dustin Crum	2021
2.	229	Woody Barrett	2018
3.	228	Colin Reardon	2014
4.	217	Dustin Crum	2019
5.	216	Joshua Cribbs	2004
6.	215	Spencer Keith	2010
7.	200	Michael Machen	2005
8.	194	Jose Davis	1997
9.	188	Todd Goebbel	1996
10.	186	Colin Reardon	2013

ATTEMPTS

1.	400	Colin Reardon	2014
2.	390	Woody Barrett	2018
3.	381	Dustin Crum	2021
4.	365	Michael Machen	2005
	365	Jose Davis	1997
6.	364	Spencer Keith	2010
	364	Joshua Cribbs	2003
8.	354	Todd Goebbel	1996
9.	335	Joshua Cribbs	2004
10.	333	Spencer Keith	2012

YARDS

1.	3,206	Dustin Crum	2021
2.	2,707	Jose Davis	1997
3.	2,625	Dustin Crum	2019
4.	2,466	Colin Reardon	2014
5.	2,424	Joshua Cribbs	2003

6.	2,419	Todd Goebbel	1996
7.	2,339	Woody Barrett	2018
8.	2,215	Joshua Cribbs	2004
9.	2,147	Spencer Keith	2009
10.	2,109	Collin Schlee	2022

TOUCHDOWNS

1.	32	Jose Davis	1997
2.	20	Dustin Crum	2019
	20	Dustin Crum	2021
4.	19	Todd Goebbel	1996
5.	17	Joshua Cribbs	2004
6.	16	Jose Davis	1999
7.	15	Tommy Ulatowski	2024
8.	14	Colin Reardon	2014
	14	Spencer Keith	2009
	14	Joshua Cribbs	2003

COMPLETION PERCENTAGE (MIN. 100 ATT.)

1.	73.5	Dustin Crum (83/113)	2020
2.	69.2	Dustin Crum (217/313)	2019
3.	66.7	Dustin Crum (244/381)	2021
4.	64.3	Joshua Cribbs (216/335)	2004
5.	59.1	Spencer Keith (215/364)	2010
6.	59.0	Collin Schlee (157/266)	2022
7.	58.9	Colin Reardon (186/316)	2013
8.	58.7	Woody Barrett (229/390)	2018
9.	57.1	Jose Davis (180/315)	1999
	57.1	Spencer Keith (168/294)	2009

PASS EFFICIENCY (MIN. 100 ATT.)

1.	192.7	Dustin Crum	2020
2.	159.6	Dustin Crum	2019
3.	148.9	Dustin Crum	2021
4.	138.0	Collin Schlee	2022
5.	136.71	Jose Davis	1997

PASSES INTERCEPTED

1.	22	Walter Kroan	1982
2.	19	Stu Rayborn	1983
3.	18	Michael Machen	2005
4.	17	Jeff Morrow	1979
	17	Greg Kokal	1975

RECEIVING

RECEPTIONS

1.	103	Eugene Baker	1997
2.	82	Dante Cephas	2021
3.	72	Brian Dusho	1993
4.	69	Eugene Baker	1996
5.	68	Darrell Dowery Jr.	2004
6.	59	Tyshon Goode	2010
7.	58	Devontez Walker	2022
8.	56	Sam Kirkland	2010
	56	Isaiah McKoy	2019
10.	54	Nykeim Johnson	2021

YARDS

1.	1,549	Eugene Baker	1997
2.	1,240	Dante Cephas	2021
3.	1,215	Eugene Baker	1996
4.	921	Devontez Walker	2022
5.	890	Brian Dusho	1993
6.	872	Isaiah McKoy	2019
7.	808	Najah Pruden	2006
8.	806	James Kilbane	1985
9.	783	Darrell Dowery Jr.	2003
10.	755	Tyshon Goode	2009

TOUCHDOWNS

1.	18	Eugene Baker	1997
2.	13	Eugene Baker	1996
3.	11	Devontez Walker	2022
4.	9	Chrishon McCray	2024
	9	Dante Cephas	2021
6.	8	Isaiah McKoy	2019
7.	7	Luke Floriea	2024
	7	Jason Gavadza	1999
	7	Jim Betteker	1950
10.	6	Casey Pierce	2014
	6	Najah Pruden	2006
	6	Bob Gusbar	1960
	6	Will Perry	1967

TOTAL OFFENSE

PLAYS

1.	553	Woody Barrett	2018
2.	525	Joshua Cribbs	2003
3.	505	Joshua Cribbs	2004
4.	490	Julian Edelman	2008
5.	482	Dustin Crum	2019
6.	459	Colin Reardon	2014
7.	434	Todd Goebbel	1996
8.	429	Jose Davis	1999
9.	425	Michael Machen	2005
10.	423	Spencer Keith	2010

TOTAL OFFENSE

1.	3,332	Dustin Crum	2019
2.	3,190	Julian Edelman	2008
3.	3,125	Joshua Cribbs	2003
4.	3,108	Joshua Cribbs	2004
5.	2,883	Jose Davis	1997
6.	2,842	Woody Barrett	2018
7.	2,614	Colin Reardon	2014
8.	2,598	Collin Schlee	2022
9.	2,535	Joshua Cribbs	2001
10.	2,517	Julian Edelman	2006

ALL-PURPOSE YARDS

1.	2,577	Dri Archer	2012
2.	2,074	Eric Wilkerson	1987
3.	1,975	Eugene Jarvis	2007
4.	1,900	Eric Wilkerson	1998
5.	1,616	Marquez Cooper	2022
6.	1,589	Astron Whatley	1995
7.	1,557	Eugene Baker	1997
8.	1,530	Dan Watkins	1975
9.	1,497	Trayion Durham	2012
10.	1,422	Astron Whatley	1996

POINTS

1.	138	Dri Archer	2012
2.	126	Matthew Trickett	2019
3.	115	Freddy Cortez	2012
4.	113	Andrew Glass	2021
5.	110	Eugene Baker	1997
6.	108	Larry Poole	1973
7.	90	Joshua Cribbs	2003
	90	Eric Wilkerson	1988
	90	Larry Poole	1974
10.	86	Lou Mariano	1954

TOUCHDOWNS

1.	23	Dri Archer	2012
2.	18	Eugene Baker	1997

INDIVIDUAL SEASON RECORDS

18	Larry Poole	1973
4. 15	Joshua Cribbs	2003
15	Larry Poole	1974
6. 14	Trayion Durham	2012
14	Eric Wilkerson	1988
14	Lou Mariano	1954
8. 13	Marquez Cooper	2022
13	Julian Edelman	2008
13	Eugene Jarvis	2007
13	Eugene Baker	1997
13	Jack Manco	1951

DEFENSE

TACKLES

1. 233	Jack Lambert	1972
2. 205	Jack Lazor	1978
205	Jack Lambert	1973
4. 197	Jack Lazor	1977
5. 191	Russell Hedderly	1981
6. 187	Robert Wallace	1978
7. 182	Robert Wallace	1979
8. 177	Russell Hedderly	1980
9. 175	Mike Zele	1978
10. 174	John Massimiani	1989
174	Gerry King	1958

QUARTERBACK SACKS

1. 14.0	Justin Parrish	2004
2. 12.0	James Harrison	2001
3. 10.0	Roosevelt Nix	2010
4. 9.0	Terence Waugh	2015
9.0	Andy Harmon	1990
6. 8.5	Justin Parrish	2005
7. 8.0	Monte Simmons	2009
8.0	Terrance Waugh	2016
9. 7.5	Saivon Taylor-Davis	2022
7.5	Kevin Hogan	2006

INTERCEPTIONS

1. 8	Andrew Logan	1988
8	Cedric Brown	1975
3. 7	Brian Lainhart	2009
7	Lou Harris	1966
5. 6	Brian Lainhart	2008
6	Charles Grandjean	1981
6	Lou Harris	1967
6	Tom McDonald	1969
6	Demetrius Monday	2015
9. 5	Eight players	
	last: Demetrius Monday	2017

TACKLES FOR LOSS

1. 20.5	Justin Parrish	2005
2. 20.0	Roosevelt Nix	2010
20.0	James Harrison	2001
20.0	Mike Zele	1976
5. 19.0	Andy Harmon	1990
19.0	Michael Zele	1978
19.0	Robert Wallace	1977
8. 17.5	Justin Parrish	2004
9. 17.0	Roosevelt Nix	2011
10. 16.0	Four players	
	last: Monte Simmons	2009

RETURNING

PUNT RETURNS

1. 37	Todd Feldman	1981
2. 32	Dan Watkins	1974
3. 27	Eric Dye	1987
4. 24	Vance Benton	1992
5. 23	Derrick Nix	1986
23	Todd Feldman	1983
23	Thomas Roper	1977
8. 22	Jon Drager	2007
22	Gerald Tinker	1973
10. 20	Four players	

last: Jon Drager

2003

PUNT RETURN YARDS

1. 292	Gerald Tinker	1973
2. 268	Gerald Tinker	1972
3. 256	Dan Watkins	1974
4. 236	Todd Feldman	1981
5. 222	Eric Dye	1987
6. 185	Jurron Kelly	1998
7. 184	Todd Feldman	1983
8. 175	Fred Gissendanar	1965
9. 166	Woodie Thompson	1978
10. 163	Derrick Nix	1985

PUNT RETURN AVERAGE

1. 20.1	Fred Gissendanar	1965
2. 15.6	Billy Blunt	1965
3. 14.5	Stan Boykin	1970
4. 14.4	Todd Feldman	1984
5. 14.2	Jurron Kelly	1998
6. 14.1	Gerald Tinker	1972
7. 13.2	Gerald Tinker	1973
8. 13.0	Rich Mihalus	1956
9. 12.0	James Whitley	1956
10. 11.4	Derrick Samuels	1983

KICKOFF RETURNS

1. 37	Aaron Kinebrew	1990
2. 35	Anthony Bowman	2009
3. 34	Ernest Calhoun	2014
4. 33	Shawn Shoemaker	1998
5. 31	Shawn Bayes	2008
31	William Young	1997
7. 30	Antonio King	2002
8. 29	Ernest Calhoun	2013
29	Jamal Parker	2019
10. 27	William Young	1996

KICKOFF RETURN YARDS

1. 797	Jamal Parker	2019
2. 769	Anthony Bowman	2009
3. 728	Aaron Kinebrew	1990
4. 708	Ernest Calhoun	2014
5. 668	Shawn Bayes	2008
6. 632	Eddie Woodard	1971
7. 621	Shawn Shoemaker	1998
8. 608	Norman Warren	1979
9. 602	Derrick Samuels	1982
10. 598	Antonio King	2002

KICKOFF RETURN AVERAGE

1. 36.9	Dri Archer	2012
2. 32.6	Orin Richburg	1967
3. 30.1	Jamal Parker	2018
4. 29.4	Ja'Shaun Poke	2022
5. 28.3	Alvia Jackson	1958
6. 27.5	Jamal Parker	2019
7. 27.4	Eddie Woodard	1971
8. 27.0	James Kovach	1968
9. 26.7	Shawn Shoemaker	1999
10. 26.1	Derrick Samuels	1982

KICKING

PAT KICKS MADE

1. 58	Freddy Cortez	2012
2. 50	Andrew Glass	2021
3. 39	Matthew Trickett	2019
4. 37	Travis Mayle	2004
5. 33	Matthew Trickett	2018
33	Nate Reed	2008
33	Travis Mayle	2003
33	Herb Page	1973
9. 31	Andrew Glass	2022
31	Freddy Cortez	2010
31	Donald Campbell	1951

PAT KICKS ATTEMPTED

1. 58	Freddy Cortez	2012
2. 50	Andrew Glass	2021
3. 41	Travis Mayle	2004
4. 39	Matthew Trickett	2019
5. 38	Herb Page	1973
6. 36	Nate Reed	2008
7. 35	Travis Mayle	2003
8. 34	Matthew Trickett	2018
34	Donald Campbell	1951
10. 31	Andrew Glass	2022
31	Freddy Cortez	2010

FIELD GOALS MADE

1. 29*	Matthew Trickett	2019
2. 21	Andrew Glass	2021
3. 19	Freddy Cortez	2012
4. 18	Nate Reed	2007
18	Paul Marchese	1977
6. 17	Andrew Glass	2022
7. 16	Travis Mayle	2003
16	Paul Marchese	1976
9. 15	Andrew Glass	2023
15	Shane Hynes	2016

*Tied for NCAA lead (Led NCAA in FG/Game)

FIELD GOALS ATTEMPTED

1. 34	Matthew Trickett	2019
2. 28	Andrew Glass	2021
3. 27	Paul Marchese	1977
4. 26	Andrew Glass	2022
5. 25	Freddy Cortez	2012
25	Paul Marchese	1976
7. 24	Nate Reed	2007
24	Travis Mayle	2003
9. 22	Tony DeLeone	1984
22	Shane Hynes	2016

PUNTS

1. 93	Anthony Melchiori	2015
2. 84	Tony DeLeone	1981
3. 83	Ken Walter	1992
4. 82	Josh Smith	2024
5. 80	Ken Walter	1994
80	Tony DeLeone	1982
80	Jim Posipanka	1977
8. 79	Derek Adams	2017
9. 78	Mike Huth	1978
10. 74	Matt Rinehart	2009

PUNTING AVERAGE

1. 44.5	Anthony Melchiori	2013
2. 44.3	Anthony Melchiori	2014
3. 43.6	Derek Adams	2017
4. 42.8	Matt Rinehart	2011
5. 42.7	Matt Rinehart	2010
6. 42.6	Anthony Melchiori	2012
7. 42.4	Joshua Brazen	2005
8. 42.3	Tony DeLeone	1982
9. 42.0	Josh Smith	2024
10. 41.8	Matt Groff	1997

INDIVIDUAL GAME RECORDS

RUSHING

ATTEMPTS

1.	47	Don Fitzgerald vs. Western Michigan	11/15/66
2.	43	Don Nottingham vs. Miami	11/14/70
3.	42	Astron Whatley vs. Eastern Michigan	9/20/97
4.	40	Marquez Cooper vs. Ohio	10/1/22
	40	Astron Whatley vs. Youngstown State	9/14/96

YARDS

1.	373	Astron Whatley vs. E Michigan	9/20/97
2.	275	Don Nottingham vs. Dayton	11/14/70
3.	257	Charles Chatman vs. C Michigan	10/25/97
4.	242	Phil Witherspoon vs. Louisville	11/1/69
5.	241	Dri Archer at Bowling Green	11/17/12
6.	240	Marquez Cooper vs. Ohio	10/1/22
7.	230	Eugene Jarvis vs. Ohio	9/29/07
8.	226	Lou Mariano vs. Western Reserve	10/1/54
9.	224	Nick Holley at Buffalo	10/8/16
10.	223	Joshua Cribbs vs. Ohio	10/30/05

TOUCHDOWNS

1.	4	Nick Holley at Buffalo	10/8/16
	4	Eugene Jarvis vs. Miami	10/25/08
	4	David Alston vs. Buffalo	11/4/04
	4	Joshua Cribbs vs. Ohio	11/8/03
	4	Astron Whatley vs. Akron	9/17/94
	4	Art Best vs. Northern Illinois	11/25/76
	4	Carmen Falcone vs. Buffalo	10/22/38
8.	3	14 players	
		last: Marquez Cooper	11/17/20

PASSING

COMPLETIONS

1.	34	Jose Davis at Akron	11/8/97
2.	32	Jose Davis vs. UCF	10/4/97
3.	31	Michael Machen vs. Miami	9/17/05
	31	Michael Machen at Michigan State	9/3/05
5.	30	Woody Barrett at Ball State	9/28/18
	30	Jose Davis at Navy	11/22/97
	30	Spencer Keith at Akron	11/7/09
	30	Colin Reardon vs. Ohio	8/29/14
9.	29	Jon Brown at Eastern Michigan	10/1/05
	29	Joshua Cribbs at Rutgers	9/18/04

ATTEMPTS

1.	59	Spencer Keith at Akron	11/7/09
	59	Jose Davis at Akron	11/8/97
3.	56	Michael Machen vs. Miami	9/17/05
4.	54	Jose Davis at Western Michigan	10/18/97
5.	53	Kevin Shuman vs. Bowling Green	11/7/92
6.	52	Michael Machen at Michigan State	9/3/05
7.	51	Jose Davis vs. UCF	10/4/97
8.	49	Jose Davis at Navy	11/8/97
9.	47	Spencer Keith at Alabama	9/13/11
	47	Joshua Cribbs at Rutgers	9/23/04

YARDS

1.	551	Jose Davis vs. UCF	10/4/97
2.	419	Jose Davis at Akron	11/8/97
	419	Stu Rayborn at Toledo	10/29/83
4.	407	Dustin Crum vs Buffalo	10/9/21
5.	398	Collin Schlee vs. Ohio	10/1/22
6.	394	Tommy Ulatowski vs. Ball State	10/12/24
7.	389	Joshua Cribbs at UCF	11/23/04
8.	377	Spencer Keith at Akron	11/7/09
9.	373	Spencer Keith vs. Western Michigan	10/31/09
10.	371	Kevin Shuman vs. Bowling Green	11/7/92

TOUCHDOWNS

1.	7	Jose Davis vs. Central Michigan	10/25/97
2.	6	Jose Davis vs. UCF	10/4/97
3.	5	Joshua Cribbs at UCF	11/23/04
	5	Jose Davis at Akron	11/8/97
5.	4	Tommy Ulatowski vs. Ball State	10/12/24
	4	Dustin Crum vs Wyoming	12/21/21
	4	Dustin Crum at Ohio	10/19/19
	4	Jose Davis vs. Buffalo	10/30/99
	4	Jose Davis vs. Bowling Green	11/1/97
	4	Kevin Shuman at Ohio	10/26/91
	4	Stu Rayburn at Toledo	10/29/83
	4	Greg Kokal vs. Akron	10/26/74

PASSES INTERCEPTED

1.	5	Michael Machen at Ohio	9/24/05
	5	Kevin Shuman at Miami	11/14/92
	5	Bill Willows vs. Western Michigan	9/12/81
	5	Greg Kokal at San Diego State	9/30/73
	5	Larry Hayes at Western Michigan	10/9/71

RECEIVING

RECEPTIONS

1.	15	Eugene Baker at Navy	11/22/97
	15	Eugene Baker at Akron	11/8/97
	15	Eugene Baker vs. UCF	10/4/97
4.	14	Darrell Dowery Jr. at Rutgers	9/18/04
	14	Eugene Baker at Western Michigan	11/16/96
6.	13	Ja'Shaun Poke vs. Ball State	11/1/22
	13	Dante Cephas vs. Ohio	10/1/22
	13	Dante Cephas vs. Buffalo	10/9/21
	13	Darrell Dowery Jr. at UCF	11/23/04
	13	Eugene Baker at Navy	9/19/98

YARDS

1.	246	Dante Cephas vs. Ohio	10/1/22
2.	243	Eugene Baker at Western Michigan	11/16/96
3.	240	Darrell Dowery Jr. at UCF	11/23/04
4.	238	Eugene Baker vs. UCF	10/4/97
5.	236	Eugene Baker at Akron	11/8/97
6.	227	Eugene Baker at Navy	9/19/98
7.	213	Chrishon McCray vs. Ball State	10/12/24
8.	203	Eric Dye vs. Central Michigan	10/3/87
9.	201	Ken Hughes at Toledo	10/29/83
10.	200	Najah Pruden at Ohio	9/24/05

TOUCHDOWNS

1.	4	Eugene Baker at Akron	11/8/97
	4	Eugene Baker vs. Central Michigan	10/25/97
3.	3	Chrishon McCray vs. Ball State	10/12/24
	3	Dante Cephas vs. Buffalo	10/9/21
	3	Isaiah McKoy vs. Ball State	11/23/19
	3	Eugene Baker vs. Bowling Green	11/1/97
	3	Eugene Baker at Central Michigan	11/2/96
	3	Ken Hughes at Toledo	10/29/83
	3	Ken Dooner vs. Akron	10/26/74
	3	Jack Mancos at Western Michigan	9/22/51

TOTAL OFFENSE

PLAYS

1.	71	Joshua Cribbs at Rutgers	9/18/04
2.	69	Jose Davis vs. Akron	11/8/97
3.	66	Kevin Shuman vs. Bowling Green	11/7/92
4.	64	Spencer Keith at Akron	11/7/09
	64	Joshua Cribbs at Bowling Green	11/15/03
6.	62	Jose Davis vs. Western Michigan	10/18/97
7.	61	Michael Machen vs. Miami	9/17/05
	61	Joshua Cribbs vs. Akron	9/23/04

9.	59	Kevin Shuman vs. Toledo	10/31/92
10.	58	Joshua Cribbs at Akron	8/28/03

TOTAL YARDS

1.	534	Jose Davis vs. UCF	10/4/97
2.	479	Dustin Crum vs Buffalo	10/9/21
3.	474	Jose Davis vs. Akron	11/8/97
4.	444	Joshua Cribbs at UCF	11/23/04
5.	436	Dustin Crum vs Utah State	12/20/19
6.	435	Joshua Cribbs at Bowling Green	11/15/03
7.	410	Joshua Cribbs vs. Eastern Michigan	11/13/04
8.	405	Stu Rayborn vs. Toledo	10/29/83
9.	402	Colin Reardon vs. Army	10/18/14
10.	400	Joshua Cribbs vs. Cal Poly	9/14/02

POINTS

1.	30	Dustin Crum vs Wyoming	12/21/21
	30	Jack Mancos vs. WMU	9/22/51
	30	Carmen Falcone vs. Buffalo	10/22/38
4.	26	David Alston at Buffalo	11/6/04
5.	24	Nick Holley at Buffalo	10/8/16
	24	Eugene Jarvis at Miami	10/25/08
	24	Joshua Cribbs at Ohio	11/8/03
	24	Eugene Baker vs. Akron	11/8/97
	24	Eugene Baker vs. CMU	10/25/97
	24	Astron Whatley vs. Akron	9/17/94
	24	Art Best vs. Northern Illinois	11/25/76

TOUCHDOWNS

1.	5	Jack Mancos vs. Western Michigan	9/22/51
	5	Carmen Falcone vs. Buffalo	10/22/38
3.	4	David Alston at Buffalo	11/6/04
	4	Joshua Cribbs at Ohio	11/8/03
	4	Eugene Baker vs. Akron	11/8/97
	4	Eugene Baker vs. Central Michigan	10/25/97
	4	Astron Whatley vs. Akron	9/17/94
	4	Art Best vs. Northern Illinois	11/25/76
	4	Eugene Jarvis at Miami	10/25/08
10.	3	last: Chrishon McCray vs. Ball St.	10/12/24

DEFENSE

TACKLES

1.	29	Jack Lambert vs. Toledo	11/18/72
2.	28	Bob Wallace at Air Force	10/28/78
3.	27	Jack Lazor vs. Miami	11/12/77
4.	25	Russ Hedderly at Miami	10/3/81
5.	24	Roger Terry vs. Ohio	10/19/96
	24	Russ Hedderly at Central Michigan	10/24/81
	24	Jim Corrigan vs. Western Michigan	10/11/69
8.	23	Jack Lazor vs. Miami	11/15/75
9.	22	Four players	
		last: Joe Karr at Central Michigan	10/21/95

QUARTERBACK SACKS

1.	5.0	James Harrison vs. Miami	11/24/01
2.	4.0	Bob Wallace at Ohio	10/1/77
3.	3.5	Roosevelt Nix vs. Akron	10/9/10
	3.5	Gerald Washington vs. Ohio	10/22/94
5.	3.0	Nine players	
		last: Savion Taylor-Davis at BGSU	11/9/22

INTERCEPTIONS

1.	5	Charles Kilbourne vs. Capital	1930
2.	3.	Montre Miller vs. VMI	9/11/21
	3	Brian Lainhart vs. Akron	10/4/08
	3	Andy Logan vs. Bowling Green	11/5/88
	3	Jamie Howell vs. Western Michigan	10/15/88
	3	Cedric Brown vs. Toledo	11/22/75

INDIVIDUAL GAME RECORDS

- 3 Lou Harris, twice
last: vs. Louisville, 11/20/65

TACKLES FOR LOSS

1.	6.0	Justin Sanford vs. Akron	10/5/96
	6.0	Bob Wallace at Ohio	10/1/77
3.	5.0	James Harrison vs. Miami	11/24/01
	5.0	Andy Harmon vs. Akron	9/8/90
5.	4.5	Colin Ferrell vs. Buffalo	11/24/07
6.	4.0	Terence Waugh vs. Marshall	9/26/15
	4.0	Terence Waugh vs. Monmouth	9/17/15
	4.0	Roosevelt Nix vs. Bowling Green	9/7/13
	4.0	Roosevelt Nix vs. Towson	9/10/12
	4.0	Justin Parrish vs. SE Missouri State	9/10/05
	4.0	Eric Mahl at Buffalo	11/4/04
	4.0	Roger Terry vs. Ohio	10/19/96
	4.0	Steve Szymanowski vs. Bowling Green	11/11/95

RETURNING

PUNT RETURNS

1.	8	Todd Feldman vs. Eastern Michigan	11/7/81
2.	6	Abram Elam at Buffalo	11/6/2004
	6	Tony Britt vs. Youngstown State	9/2/95
	6	Tom Roper at Hawaii	11/6/76
5.	5	12 players	
		last: Eugene Jarvis vs. Murray State	9/2/10

PUNT RETURN YARDS

1.	119	Fred Gissendaner vs. Toledo	10/31/64
2.	98	Todd Feldman vs. Eastern Michigan	11/7/81
3.	91	Maurice Jackson vs. Toledo	11/1/58
4.	87	Gerald Tinker at Toledo	11/17/73
5.	81	Darrell Dowery vs. Akron	9/23/04

KICKOFF RETURNS

1.	9	Ernest Calhoun at Ohio State	9/13/14
2.	8	Anthony Bowman at Temple	11/21/09
	8	Shawn Shoemaker vs. Western Michigan	10/31/98
	8	Kenny Parker vs. Toledo	10/28/89
4.	7	Justin Rankin at Ball State	9/29/18
	7	Shawn Bayes vs. Northern Illinois	11/18/08
	7	Derek McBryde at Bowling Green	11/1/08

KICKOFF RETURN YARDS

1.	204	Eddie Woodard vs. Bowling Green	10/16/71
2.	177	Shawn Bayes vs. Northern Illinois	11/18/09
3.	174	Dri Archer vs. Ball State	9/29/12
4.	169	Ernest Calhoun at Ohio State	9/13/14
5.	166	Dan Watkins at Toledo	11/22/75

KICKING

PAT KICKS MADE

1.	9	Travis Mayle vs. Eastern Michigan	11/13/04
1.	9	Matthew Trickett vs Akron	11/17/20
3.	8	Matthew Trickett vs. BG	9/21/19
4.	7	Matthew Trickett vs. Howard	9/8/18
5.	6	Ten players	
		last: Freddy Coretez	9/10/12

PAT KICKS ATTEMPTED

1.	9	Travis Mayle vs. Eastern Michigan	11/13/04
1.	9	Matthew Trickett vs Akron	11/17/20
3.	8	Matthew Trickett vs. BG	9/21/19
3.	8	Matthew Trickett at BG	11/10/20
5.	7	Seven players	
		last: Matthew Trickett vs. Howard	9/8/18

FIELD GOALS MADE

1.	5	Matthew Trickett vs. Utah St.	12/20/19
2.	4	Matthew Trickett vs. Ohio	10/6/18
	4	Anthony Melchiori vs Army	10/18/14
	4	Nate Reed at Ohio	9/29/07
	4	Gordon Ober vs. Western Michigan	10/10/70
3.	3	17 players	
		last: Andrew Glass at Georgia	9/24/22

FIELD GOALS ATTEMPTED

1.	5	Matthew Trickett vs. Utah St.	12/20/19
	5	Nate Reed vs. Central Michigan	10/27/07
	5	Nate Reed at Ohio	9/29/07
	5	Travis Mayle vs. Central Florida	9/27/03
4.	4	12 players	
		last: Andrew Glass at Toledo	10/15/22

PUNTS

1.	12	Anthony Melchiori vs. Marshall	9/26/15
	12	Matt Rinehart at Alabama	9/3/11
	12	Roger Forgatsch at Pittsburgh	9/7/96
	12	Eric Nicholas at Western Michigan	9/23/89
5.	11	Seven players	
		last: Matthew Trickett at Penn State	9/15/18

MISCELLANEOUS TEAM/INDIVIDUAL STATS

STREAKS

WINNING STREAKS

10	Buffalo (9/19/12)	Ohio (11/23/12)
7	Bluffton (9/21/40)	Akron (11/9/40)
7	Marshall (10/24/53)	Ohio (10/16/54)
7	Buffalo (11/14/19)	Akron (11/17/20)
6	Eastern Michigan (10/30/76)	Colorado (9/17/77)
5	Albion (1938)	John Carroll (1938)
5	Marietta (10/14/50)	New Hampshire (11/18/50)
5	Marshall (10/23/54)	Delaware (12/5/54)
5	Western Michigan (10/6/73)	Miami (12/10/73)
5	Miami (9/16/06)	Ohio (10/28/06)

UNBEATEN STREAKS

10	Buffalo (9/19/12)	Ohio (11/23/12)
8	Bowling Green (10/30/37)- Tie	John Carroll (1938)
7	Bluffton (9/21/40)	Akron (11/9/40)
7	Marshall (10/24/53)	Ohio (10/16/54)
7	Buffalo (11/14/19)	Akron (11/17/20)
6	Eastern Michigan (10/30/76)	Colorado (9/17/77)
6	Capital (10/14/33)	Akron (10/6/34)
5	Seven Times	

LOSING STREAKS

21	Fresno State (9/23/23)	Active
21	Toledo (11/14/81)	E. Mich. (11/5/83)
18	John Carroll (1921)	Hiram (1925) - Tie
17	Eastern Michigan (9/2/89)	Ohio (10/20/90)
17	Central Michigan (10/17/92)	Akron (9/17/94)
16	Akron (11/8/97)	BGSU (9/25/99)
11	Miami (9/17/05)	Miami (9/16/07)
10	West Virginia (9/23/95)	YSU (9/14/96)
9	Bowling Green (10/13/79)	Ohio (10/4/80)
9	Miami (10/6/07)	Del. St. (9/13/08)

WINLESS STREAKS

21	Fresno State (9/23/23)	Active
21	Toledo (11/14/81)	E. Mich. (11/5/83)
17	Eastern Michigan (9/2/89)	Ohio (10/20/90)
17	Central Michigan (10/17/92)	Akron (9/17/94)
16	Akron (11/8/97)	BGSU (9/25/99)
12	Miami (9/9/95)	YSU (9/14/96)

MARGINS

MARGIN OF VICTORY

1.	65	Western Reserve (65-0)	10/1/54
2.	58	Bluffton (58-0)	1941
3.	57	Marietta (57-0)	10/14/50
4.	54	Buffalo (54-0)	1938
5.	53	Long Island (63-10)	9/17/22
6.	52	Eastern Michigan (69-17)	11/13/04
7.	50	VMI (60-10)	9/11/21
8.	49	Northern Illinois (56-7)	10/27/50
	49	Holbrook (49-0)	1938
10.	47	Akron (47-0)	11/12/49

MARGIN OF DEFEAT

1.	118	Baldwin-Wallace (0-118)	1923
2.	82	Slippery Rock (0-82)	1923
3.	71	at #7 Tennessee (0-71)	2024
4.	66	at Ohio State (0-66)	2014
5.	63	at South Carolina (14-77)	10/27/95
6.	59	at Miami (5-64)	8/31/96
7.	56	at #10 Penn State (0-56)	2024
	56	at Miami (0-56)	11/6/98
9.	55	Ashland (0-55)	1926
10.	53	at Penn State (10-63)	9/15/18

OVERTIME GAMES

DATE	OPPONENT	RESULT
10/7/00	at Central Michigan	W, 24-21 (2ot)
11/4/00	at Buffalo	L, 20-17
10/18/03	Connecticut	L, 34-31
9/9/06	at Army	L, 17-14
11/24/07	Buffalo	L, 30-23
10/4/08	Akron	L, 30-27 (2ot)
11/30/12	Northern Illinois	L, 37-44 (2ot)
9/26/15	Marshall	L, 39-26 (2ot)
10/16/16	NC A&T	L, 39-36 (4ot)
10/20/18	Akron	L, 23-24
9/7/19	Kennesaw State	W, 26-23
11/27/21	Miami (OH)	W, 48-47
10/1/22	Ohio	W, 31-24
11/26/22	Buffalo	W, 30-27

LONGEST PLAYS

RUSH FROM SCRIMMAGE

1.	99*#\$	Lou Mariano vs. Western Reserve	10/1/54
2.	96*	Larry Blackman vs. Toledo	11/17/73
3.	93*	Tim Starks vs. Northern Illinois	9/24/83

PASS FROM SCRIMMAGE

1.	98*#	Jose Davis to Eugene Baker vs. UCF	10/4/97
2.	97*	Joshua Cribbs to Najah Pruden at Marshall	10/11/03
3.	84	George Bollas to Mike Carrigan vs. Miami	10/14/17
	84	Michael Machen to Najah Pruden at Ohio	9/24/05
4.	82*	Julian Edelman to Shawn Bayes vs. Ohio	10/11/08
	82*	Walter Kroan to Todd Feldman vs. Eastern Michigan	11/7/81

KICKOFF RETURN

1.	100*#	Norman Warren vs. Eastern Ky.	9/18/79
	100*	Dri Archer vs. NIU	10/5/12
3.	99*	Dri Archer vs. Ball State	9/29/12

PUNT RETURN

1.	87*	Gerald Tinker vs. Toledo	11/17/73
2.	86*	Fred Gissendaner vs. Bowling Green	10/23/65
3.	80*	Dan Watkins vs. Akron	10/26/74

INTERCEPTION RETURN

1.	99*	Jack Williams at Iowa	9/4/04
2.	97*	Jay Littlepage vs. Marietta	1933
3.	80*	Alonzo Curry vs. Miami	11/11/72
4.	75*	Shawn Armstead vs. Buffalo	10/26/02
5.	69*	Demetrius Monday at Minnesota	9/19/15

PUNT

1.	99	Charles Kilbourne vs. John Carroll	1929
2.	80	Matt Rinehart vs. W Michigan	10/31/09
3.	77	Derek Adams vs. Akron	10/20/18
	77	Jim Posipanka vs. Ball State	9/24/77
5.	76	Derek Adams vs. Ball State	11/23/19
	76	Jack Mancos vs. Morris Harvey	10/20/51

FIELD GOAL

1.	52	Nate Reed vs. Central Michigan	10/27/07
2.	51	Paul Marchese vs. Bowling Green	10/15/77
3.	50	Joe Romano vs. Navy	11/22/97
	50	Andrew Glass vs. Ohio	10/1/22

4.	49	Matthew Trickett vs. Ohio	10/6/18
	49	Dave Pavich vs. Northern Illinois	10/13/01
	49	Dave Pavich vs. Central Michigan	10/7/00
	49	Joe Romano vs. Bowling Green	11/1/97
	49	John Manson vs. Eastern Michigan	9/28/74

* Scoring play // # MAC record // \$ NCAA record

MISC. RUSHING RECORDS

YARDS PER CARRY, INDIVIDUAL

Game	22.6	Lou Mariano vs. Western Reserve	10/1/54
		(10 att. for 226 yards)	
Season	10.9	Lou Mariano	1954
		(95 att. for 1,037 yards)	
Career	9.5	Lou Mariano	1951-54
		(195 att. for 1,847 yards)	

YARDS PER GAME, INDIVIDUAL

Season	139.1	Eugene Jarvis	2007
		(1,669 yards in 12 games)	
Career	99.7	Astron Whatley	1994-97
		(3,989 yards in 40 games)	

YARDS PER CARRY, TEAM

Game	9.1	vs. Cal Poly	9/14/02
Season	7.0	(483 att. for 3,392 yards)	1954

YARDS PER GAME, TEAM

Season	339.2	(3,392 yards in 10 games)	1954
--------	-------	---------------------------	------

FIRST DOWNS RUSHING, TEAM

Season	148	2008
--------	-----	------

MISC. PASSING RECORDS

YARDS PER GAME, INDIVIDUAL

Season	270.7	Jose Davis	1997
		(2,707 yards in 10 games)	
Career	216.8	Jose Davis	1997-99
		(6,722 yards in 31 games)	

FIRST DOWN PASSING, TEAM

Game	20	vs. UCF	10/4/97
Season	134		1997

MISC. KICKING RECORDS

PUNTING AVERAGE

Game	54.4	Terry Schultz vs. Xavier	10/23/71
Season	44.5	Anthony Melchiori	2013
Career	42.9	Anthony Melchiori	2012-15

CONSECUTIVE PUNTS WITHOUT A BLOCK

Season	93	Anthony Melchiori	2015
--------	----	-------------------	------

LONGEST KICKS

Field Goal	52	Nate Reed vs. Central Michigan	10/27/07
Punt	99	Charles Kilbourne vs. John Carroll	1929

TWO 100-YARD RUSHERS IN A GAME*

PLAYER (YARDS)

OPPONENT & DATE

Justin Rankin (147) & Jo-El Shaw (105)	vs. Howard	9/8/18
--	------------	--------

Dri Archer (151) & Trayon Durham (174)	at Miami	11/10/12
--	----------	----------

MISCELLANEOUS TEAM/INDIVIDUAL STATS

Dri Archer (127) & Trayion Durham (113)	at Buffalo 9/19/12
Julian Edelman (167) & Eugene Jarvis (150)	at Buffalo 11/28/08
Eugene Jarvis (185) & Julian Edelman (144)	vs. Temple 11/12/08
Julian Edelman (158) & Eugene Jarvis (105)	at Miami 10/25/08
Eugene Jarvis (168) & Julian Edelman (104)	vs. Bowling Green 10/20/07
Julian Edelman (135) Eugene Jarvis (131)	at Kentucky 9/8/07
David Alston (174) & Joshua Cribbs (132)	at Buffalo 11/4/05
Joshua Cribbs (191) & Eddie Beccles (105)	vs. New Hampshire 8/29/02
Brad Smith (154) & Kevin Shuman (110)	vs. Toledo 11/2/91
Patrick Young (192) & Eric Wilkerson (126)	vs. Youngstown State 9/3/88
Eric Wilkerson (155) & Leroy Edmonds (102)	at Ohio 10/24/87
Eric Wilkerson (106) & Leroy Edmonds (102)	at Kansas 9/19/87
Eric Wilkerson (150) & Pat Young (133)	vs. Toledo 9/6/86

* since 1980

OPENING GAME RESULTS

SEASON OPENERS

1946	at Hiram	W	40-0
1947	at Mt. Union	W	13-6
1948	at Mt. Union	W	18-0
1949	Western Reserve	L	
20-23			
1950	at Morris Harvey	L	0-7
1951	at Western Michigan	W	48-19
1952	Western Michigan	W	20-13
1953	at Waynesburg	W	20-10
1954	Waynesburg	W	26-0
1955	Bowling Green	T	6-6
1956	at Bowling Green	L	0-17
1957	at Xavier	L	7-13
1958	at Xavier	W	6-0
1959	Baldwin-Wallace	W	46-12
1960	at Baldwin-Wallace	W	16-6
1961	Dayton	W	38-14
1962	at Dayton	W	22-7
1963	at Xavier	T	7-7
1964	Xavier	W	15-2
1965	at Xavier	L	14-21
1966	Buffalo	L	23-27
1967	at Buffalo	L	6-30
1968	at Dayton	L	10-24
1969	Dayton	W	24-14
1970	Ohio	L	14-24
1971	at N.C. State	W	23-21
1972	at Akron	T	13-13
1973	Louisville	W	10-3
1974	at Central Michigan	W	21-14
1975	at Northeast Louisiana	W	31-29
1976	at Central Michigan	W	20-10
1977	Illinois State	W	33-14
1978	at Central Michigan	L	0-41
1979	Eastern Kentucky	L	14-17
1980	at Marshall	L	7-17
1981	Western Michigan	L	17-20
1982	at Marshall	L	21-30
1983	at Akron	L	6-13
1984	Akron	W	24-17
1985	at Akron	L	0-24
1986	Toledo	W	18-16
1987	at Akron	W	
27-23			
1988	Youngstown State	W	34-3
1989	at Eastern Michigan	L	7-30
1990	at West Virginia	L	
24-35			
1991	at Western Michigan	L	10-13
1992	at Pittsburgh	L	10-51
1993	at Kentucky	L	0-35
1994	at Rutgers	L	6-28
1995	Youngstown State	W	17-14
1996	at Miami	L	5-64
1997	at Ohio	L	7-31
1998	at Georgia	L	3-56
1999	at Cincinnati	L	3-41
2000	at Pittsburgh	L	7-30
2001	at Iowa	L	0-51
2002	New Hampshire	W	34-7
2003	at Akron	W	41-38
2004	at Iowa	L	7-39
2005	at Michigan State	L	14-49
2006	Minnesota	L	0-44
2007	at Iowa State	W	23-14
2008	vs. Boston College	L	0-21
2009	vs. Coastal Carolina	W	18-0
2010	vs. Murray State	W	41-10
2011	at Alabama	L	48-7
2012	vs. Towson	W	41-21
2013	vs. Liberty	W	17-10
2014	vs. Ohio	L	17-14
2015	at Illinois	L	52-3
2016	at Penn State	L	13-33

2017	at Clemson	L	3-56
2018	at Illinois	L	24-31
2019	at Arizona State	L	7-30
2020	vs Eastern Michigan	W	
27-23			
2021	at #5 Texas A and M	L	41-10
2022	at Washington	L	
20-45			
2023	at UCF	L	6-56
2024	at Pitt	L	
24-55			
Overall Record: 33-42-3			
Home: 18-6-1; Away: 15-36-2; Neutral: 0-1-0			
* Modern Era only (since 1946)			

HOME OPENERS

1946	Bluffton	W	39-0
1947	Kalamazoo	W	13-0
1948	Wooster	W	39-0
1949	Western Reserve	L	
20-23			
1950	Marietta	W	57-0
1951	Mt. Union	W	
28-27			
1952	Western Michigan	W	20-13
1953	Fort Belvoir	L	6-7
1954	Waynesburg	W	26-0
1955	Bowling Green	T	6-6
1956	Waynesburg	W	19-6
1957	Baldwin-Wallace	W	26-13
1958	Ohio	W	14-6
1959	Baldwin-Wallace	W	46-12
1960	Ohio	L	8-25
1961	Dayton	W	38-14
1962	Xavier	L	8-9
1963	Miami	L	8-30
1964	Xavier	W	15-2
1965	Dayton	W	14-6
1966	Buffalo	L	23-27
1967	Northern Illinois	W	35-0
1968	Buffalo	L	13-21
1969	Dayton	W	24-14
1970	Ohio	L	14-24
1971	Iowa State	L	14-17
1972	Ohio	W	37-14
1973	Louisville	W	10-3
1974	Ohio	L	0-20
1975	Virginia Tech	W	17-11
1976	Ohio	L	12-14
1977	Illinois State	W	33-14
1978	Illinois State	W	34-3
1979	Eastern Kentucky	L	14-17
1980	Ohio	W	15-14
1981	Western Michigan	L	17-20
1982	Miami	L	0-20
1983	Northern Illinois	L	7-38
1984	Akron	W	24-17
1985	Eastern Michigan	W	28-3
1986	Toledo	W	18-16
1987	Eastern Michigan	L	21-23
1988	Youngstown State	W	34-3
1989	Western Michigan	L	4-26
1990	Akron	L	10-38
1991	Eastern Michigan	L	20-21
1992	Ohio	L	14-27
1993	Western Michigan	L	21-27
1994	Akron	W	32-16
1995	Youngstown State	W	17-14
1996	Youngstown State	W	28-12
1997	Marshall	L	17-42
1998	Youngstown State	L	10-24
1999	Navy	L	
28-48			
2000	Youngstown State	L	

20-26			
2001	Bucknell	W	38-17
2002	New Hampshire	W	34-7
2003	Youngstown State	W	16-13
2004	Liberty	W	38-10
2005	SE Missouri State	W	33-12
2006	Minnesota	L	0-44
2007	Delaware State	W	38-7
2008	Delaware State	W	24-3
2009	Coastal Carolina	W	18-0
2010	Murray State	W	41-10
2011	Louisiana	L	20-12
2012	Towson	W	41-21
2013	Liberty	W	17-10
2014	Ohio	L	17-14
2015	Delaware State	W	45-13
2016	NC A&T State	L	
36-39			
2017	Howard	W	38-31
2018	Howard	W	54-14
2019	Kennesaw State	W(ot)	
26-23			
2020	vs Eastern Michigan	W	
27-23			
2021	VMI	W	60-10
2022	Long Island	W	63-10
2023	Central Connecticut	W	38-10
2024	Saint Francis (Pa.)	L	17-23
Overall Record: 48-30-1			
* Modern Era only (since 1946)			

MAC OPENERS

1951	at Western Michigan	W	48-19
1952	Western Michigan	W	20-13
1953	at Western Reserve	W	27-0
1954	Western Reserve	W	65-0
1955	Bowling Green	T	6-6
1956	at Bowling Green	L	0-17
1957	at Ohio	W	14-9
1958	Ohio	W	14-6
1959	at Ohio	L	0-46
1960	Ohio	L	8-25
1961	at Ohio	W	23-17
1962	Ohio	L	0-21
1963	at Ohio	L	0-20
1964	Ohio	T	3-3
1965	at Ohio	W	27-10
1966	Ohio	L	10-12
1967	at Ohio	L	0-16
1968	Ohio	L	7-31
1969	at Ohio	L	0-35
1970	Ohio	L	14-24
1971	at Ohio	L	21-37
1972	Ohio	W	37-14
1973	at Ohio	W	35-7
1974	Ohio	L	0-20
1975	at Ohio	L	21-23
1976	at Central Michigan	W	20-10
1977	Ball State	W	13-12
1978	at Central Michigan	L	0-41
1979	Ball State	L	10-35
1980	Ohio	W	15-14
1981	Western Michigan	L	17-20
1982	at Northern Illinois	L	15-23
1983	Northern Illinois	L	7-38
1984	at Northern Illinois	L	10-24
1985	Eastern Michigan	W	28-3
1986	Toledo	W	18-16
1987	Eastern Michigan	L	21-23
1988	at Eastern Michigan	L	14-21
1989	at Eastern Michigan	L	7-30
1990	at Western Michigan	L	
24-35			
1991	at Western Michigan	L	10-13
1992	Ohio	L	14-27

1993	at Akron	L	7-42
1994	Akron	W	32-16
1995	Miami	L	0-39
1996	at Miami	L	5-64
1997	at Ohio	L	7-31
1998	at Central Michigan	L	7-46
1999	Bowling Green	W	41-27
2000	at Miami	L	14-45
2001	at Akron	L	10-14
2002	at Miami	L	
20-27			
2003	at Akron	W	41-38
2004	Akron	L	19-24
2005	Miami	L	10-27
2006	at Miami	W	16-14
2007	at Akron	L	
20-27			
2008	at Ball State	L	20-41
2009	Miami	W	29-19
2010	at Miami	L	21-27
2011	at Ohio	L	10-17
2012	at Buffalo	W	23-7
2013	Bowling Green	L	22-41
2014	Ohio	L	14-17
2015	Miami	W	20-14
2016	Akron	L	27-31
2017	Buffalo	L	13-27
2018	at Ball State	L	
24-52			
2019	Bowling Green	W	
62-20			
2020	Eastern Michigan	W	
27-23			
2021	Bowling Green	W	
27-20			
2022	Ohio	W	31-24
2023	Miami	L	3-23
2024	Eastern Michigan	L	
33-52			
Overall Record: 26-46-2			
Home: 16-17-2; Away: 10-26-0			

HOMECOMING GAME RESULTS

HOMECOMING

1947	Kalamazoo	W	13-0
1948	Bowling Green	L	14-23
1949	Connecticut	W	27-0
1950	Bowling Green	W	19-6
1951	Akron	W	48-7
1952	Ohio	L	18-27
1953	Marshall	W	27-7
1954	Bowling Green	W	28-25
1955	Marshall	W	39-6
1956	Toledo	W	52-6
1957	Bowling Green	L	7-13
1958	Toledo	W	32-0
1959	Bowling Green	L	8-25
1960	Western Michigan	W	10-3
1961	Bowling Green	L	6-21
1962	Bowling Green	L	6-45
1963	Bowling Green	L	3-18
1964	Western Michigan	L	9-12
1965	Bowling Green	L	6-7
1966	Western Michigan	L	20-23
1967	Bowling Green	L	6-7
1968	Toledo	L	12-28
1969	Bowling Green	L	0-7
1970	Western Michigan	W	25-22
1971	Northern Illinois	L	7-26
1972	Xavier	W	26-16
1973	Eastern Michigan	W	34-20
1974	Utah State	L	24-27
1975	Central Michigan	L	8-17
1976	Eastern Michigan	W	38-13
1977	Bowling Green	L	10-14
1978	Western Michigan	L	0-14
1979	Bowling Green	L	17-28
1980	Western Michigan	L	21-28
1981	Northern Illinois	W	31-10
1982	Miami	L	0-20
1983	Ohio	L	20-21
1984	Central Michigan	L	10-14
1985	UTEP	W	51-24
1986	Central Michigan	W	33-30
1987	Western Michigan	W	27-13
1988	Ohio	L	14-21
1989	Ball State	L	21-23
1990	Central Michigan	L	0-42
1991	Eastern Michigan	L	20-21
1992	Akron	W	20-16
1993	Western Michigan	L	21-27
1994	Eastern Michigan	L	10-24
1995	Western Michigan	L	6-52
1996	Akron	W	32-17
1997	Central Florida	L	43-59
1998	Akron	L	16-45
1999	Miami	L	10-17
2000	Ohio	L	7-44
2001	Buffalo	W	35-13
2002	Ohio	L	0-50
2003	Ball State	L	17-34
2004	Marshall	L	17-27
2005	Miami	L	10-27
2006	Toledo	W	40-14
2007	Miami	L	13-20
2008	Ohio	L	19-26
2009	Bowling Green	L	35-36
2010	Akron	W	28-17
2011	Miami	L	3-9
2012	Western Michigan	W	41-24
2013	Northern Illinois	L	24-38
2014	Army	W	39-17
2015	Miami	W	20-14
2016	vs. Akron	L	27-31
2017	vs. Miami	W	17-14
2018	vs. Ohio	L	26-27
2019	vs. Bowling Green	W	62-20
2020	NONE		

2021 Bowling Green W 27-20

2022 Akron W 33-27

2023 Buffalo L 6-24

2024 Eastern Michigan L 33-52

Overall Record: 28-47

* Modern Era only (since 1947)

ALL-TIME LETTERWINNERS

• A •		• B •			
Abbott, D.C. (Deke)	'29, '30, '31C	Badzik, David	'77, '78, '79	Berry, Eli	'29
Abbott, Donald	'65, '66, '67	Bahr, Matt	'15, '16, '18	Berthold, Spencer	'21
Abram, Keshunn	'18, '19, '20, '21	Bailey, Jack	'19, '20, '21, '22	Best, Art	'76
Acie, Jarius	'01, '03	Baker, Eugene	'95, '96, '97, '98C	Betteker, James	'48, '49, '50
Acie, Mike	'93	Baker, George	'30	Betts, Geoff	'96, '97, '98, '99C
Adair, Robert	'72, '73, '75	Baker, Hobie	'75	Beverly, Kevin	'03, '04
Adams, Orman	'38, '39	Baker, Jack	'69, '70	Bey, Dominione	'94
Adams, Derek	'16, '17	Baker, Leonard	'31, '32	Biasella, Eddie	'41
Adeyemi, Eric	'11, '12	Baker, Merle	'30	Biehler, Mark	'98
Agnew, Doug	'88, '89, '90, '91	Balfe, Thomas	'69, '70	Biggom, Brandon	'94, '95
Ahern, Peter	'48, '49, '50	Ball, Robert	'82, '83	Bigrigg, Nick	'05
Al, Jamal	'82	Ballo, Frank	'50, '51, '52	Billings, M.J.	'14
Alexander, Dice	'33, '37, '38, '40	Bals, Jerry	'61, '62, '63C	Billotte, Oliver	'22
Alexander, James	'03	Bandiera, Chad	'01, '02, '03, '04C	Biondolillo, Jack	'63
Alexander, James	'14, '15, '16, '17	Bangda, Joachim	'19, '20	Bishop, Jack	'50, '51
Alexoff, Romie	'41	Bangura, Daniel	'20, '21, '22	Bitsko, Jason	'12, '13
Alford, Robert	'59, '60, '61C	Bania, Chester	'40, '41	Blackman, Larry	'73, '74, '75
Allan, Sam	'19, '20, '21, '22	Barbee, Joseph	'51, '52, '53, '54	Blackstock, James	'38, '39, '40
Allen, Brian	'90, '91, '92C	Barber, Richard	'58, '59, '60C	Blair, William	'54, '55, '56
Allen, Clyde	'62, '63, '64	Barcus, Joey	'04	Blake, Todd	'84
Allen, P.J.	'88, '89	Barker, Delvin	'00, '01, '03	Blakley, Daniel	'73, '74, '75
Alogdelis, James	'38, '39, '40	Barna, Joseph	'48, '49	Blamar, Leonard	'50
Alston, David	'01, '03, '04	Barnes, J.D.	'87, '88, '89, '90	Blanchard, Larry	'70, '71
Altizer, Ryan	'97, '98, '99, '00	Barnes, Shawn	'89, '90, '91	Blankenship, William	'48, '49, '50
Amato, Thomas	'77, '78, '79	Barney, Duane	'40	Blazina, Brian	'76, '77
Ambrose, Richard	'68, '69, '70	Barrett, Woody	'18, '19, '20	Blinn, Don	'42
Ames, Ernest	'65, '66	Barry, Eugene	'23	Blosser, Fred	'69, '70, '71C
Amill, Chris	'94	Barry, Mike	'92, '93, '94, '95	Blotzer, David	'80, '81
Amodio, Paul	'50, '51, '52C	Barry, Phil	'31	Blue, Capone	'19, '21, '22
Anderson, Mike	'89	Barton, William	'42, '46, '47, '48	Blunt, William	'65, '66, '67
Andreani, Alan	'70	Battles, Sal	'08, '09	Bobb, Cameron	'04, '05, '06, '07
Andrews, Jason	'02, '03	Batton, Benjamin	'76, '77, '78, '79C	Bobb, Nelson	'67, '68, '69
Angelone, Armond	'42	Batton, Luke	'09, '10, '11, '12C	Boffo, Louis	'41
Anu, Eldin	'14, '15	Batta, Tom	'63	Bogart, Melvin	'25
Anzevino, Chris	'08, '09, '10, '11C	Baugham, Justin	'99, '00, '01, '02	Bohecker, Robert	'26
Anzovino, Kain	'15, '16	Baughman, Howard	'30	Bollas, George	'15, '16, '17
Archer, Dri	'09, '10, '12, '13C	Baumgardner, Richard	'63, '64	Bolden, Nico	'21, '22
Arend, Tyler	'10, '11	Bay, Frederick	'14	Boliantz, William	'38, '39, '40
Arlia, Connor	'15	Bayes, Shawn	'05, '06, '07, '08	Bolich, Richard	'35, '36
Armour, John	'36, '38	Beachy, Robert	'42, '46, '47	Bolin, Russell	'38, '39
Armstead, Louis	'79	Beccles, Eddie	'01	Bolmgren, Fred	'79
Armstead, Shawn	'99, '00, '01, '02	Beckwith, David	'22	Bonner, John	'70
Armstrong, John	'79, '80	Beckwith, William	'14	Booker, Scott	'99, '00, '01, '02
Artino, Frank	'52	Belgrave, Kirk	'06, '07, '08, '10	Bookmyer, Bruce	'56, '57, '58
Asbeck, Adam	'91	Bell, Brian	'03, '04, '05, '06C	Boon, David	'90
Asbury, William	'62, '63, '65	Bell, Jack	'36	Borowoki	'40
Ashley, Andre	'02, '03, '04	Bell, Jim	'88, '89	Bossell, Robert	'68
Ashley, Darwin	'74, '75	Bell, Matt	'17, '18, '19	Bostick, Joshua	'98, '99, '01, '02
Ashton, Ned Jr.	'73	Bencetic, Kenneth	'80, '81, '82	Bouldin, David	'78, '79
Atkins, Marty	'69	Bender, Richard	'98, '99, '00	Bourne, Kevin	'14, '15, '16
Attieh, Roger	'02, '03, '04, '05	Bender, Walter	'83	Bowen, Cullen	'61, '62, '63
Attieh, Roy	'99, '00, '01, '02C	Benjamin, Keith	'68, '69, '70	Bowen, Lucas	'01, '02, '03
Austin, George	'68, '69, '70	Bennett, James	'79, '80	Bowens, Howard	'07, '08, '09, '10
Autrey, Michael	'74	Bentley, Kenneth	'51	Bowersox, Ted	'69, '70, '71
Avery, Jacon	'99, '00, '01, '02C	Bentley, Lawrence	'20	Bowling, Richard	'62, '63, '64C
Awah, Reignings	'20	Benton, Vance	'90, '91, '92, '94C	Boykin, Stanley	'69, '70, '71C
Awolowo, JB	'20, '21	Benzy, Mike	'90, '92	Bowman, Anthony	'09, '10
Ayala, Conrado	'97, '98	Bernard, William	'82, '83, '84, '85	Boykin, Tristin	'13
		Berrong, Ty	'20, '21	Boyle, Edward	'34, '35
				Boyle, Josh	'12, '13, '14, '15
				Bradley, Dale	'67, '68
				Bragg, Louis	'48, '49, '50
				Bradford, Brian	'20, '22
				Branch, Alex	'21
				Braxton, Duvall	'95, '96, '98, '99
				Brazen, Joshua	'03, '04, '05
				Breinz, Paul	'20, '21
				Brenning, Daniel	'68, '69, '70
				Brewster, Griffin	'20, '21
				Bridges, Brandon	'99, '00
				Britt, Jack	'41, '42
				Britt, Mark	'94, '97
				Britt, Tony	'93, '95
				Broderick, Jim	'90, '92
				Broderick, Steve	'70, '71
				Bronzeck, John Henry	'17, '18
				Brooks, Elijah	'03
				Brooks, James	'14
				Brooks, Jon	'64, '65, '66
				Brown, August	'24, '25
				Brown, Carlows	'11
				Brown, Cedric	'72, '73, '74, '75C
				Brown, Dana	'09, '10, '11, '12
				Brown, Darren	'79, '80, '81, '82C
				Brown, Donald	'74, '75
				Brown, Harold	'68
				Brown, Jon	'05, '07
				Brown, Larry	'06, '07
				Brown, Lawrence	'93
				Brown, Mathew	'86, '87
				Broz, William	'29, '30
				Brumfield, Connor	'16, '17
				Bucey, John	'61, '62
				Buchheit, Thomas	'73, '74C
				Buckosh, Neil	'00, '01, '02, '03
				Bullington, Bill	'84, '85
				Bullington, Lee	'82, '83, '84, '85
				Buntin, Naran	'21
				Burke, Brian	'55, '56, '57
				Burke, Donald	'52, '53, '54
				Burkett, P.H.	'25, '26, '27C
				Burks, Cory	'78
				Burneson, Gregory	'50, '51
				Burns, Robert	'59
				Burns, Will	'19
				Burrell, Derek	'05, '06, '07, '08C
				Burt, Garey	'75, '76, '77, '78
				Burton, Lawrence	'64
				Burton, Marcus	'12
				Bush, Derrick	'02, '03, '04, '05C
				Bushley, Chad	'12, '13, '14, '15
				Butchko, Gerald	'55, '56
				Butera, Richard	'78
				Butler, Chalfonte	'16, '17
				Butler, Richard	'36, '37, '38C
				Butler, Tony	'20
				Button, Robert	'56, '57, '58C
				Butts, Robbie	'92, '93, '94
				Byrd, Jontey	'14, '15, '16, '17
				Byrne, Ralph	'24, '25, '29

ALL-TIME LETTERWINNERS

Bzdafka, James '77, '78

• C •

Caldwell, Andy '87, '88, '89
 Caldwell, Randall '71, '72
 Calettri, Brandon '95
 Calhoun, Ernest '13, '14, '15, '16
 Calhoun, Ohmer '42, '43
 Campbell, Donald '50, '51, '52
 Campbell, Dante '06, '07, '08
 Caniglia, Anhur '31, '32, '33
 Capri, Edward '46, '47, '48, '49
 Caracci, Louis '78, '81, '82
 Cardinal, Louis '37, '38, '39
 Cargill, Charles '61
 Carl, Joseph '29, '30, '31
 Carlozzi, Pascal '22, '23
 Carnahan, Louis '21C
 Carney, Lester '92, '93
 Carpenter, H.K. 1914C
 Carpenter, Richie '19, '20, '21
 Carrigan, Mike '16, '17, '18
 Carroscia, Ray '86, '87, '88, '89C
 Carruthers, Michael '83
 Carson, Shakhi '21
 Carter, Daniel '03, '04, '05
 Carter, Darrius '07, '08
 Carter, George '34, '35
 Caruso, Steve '84
 Cato, Carlos '73, '74, '75
 Caver, Lawrence '76, '77
 Celek, Charles '72, '73, '74, '75
 Cella, Larry '67, '68, '69
 Cephas, Dante '19, '20, '21, '22
 Challenger, Mike '91, '94, '95
 Chambers, Daniel '83
 Chandler, Charles '14, '15, '16
 Chapalier, William '29
 Chapman, Malcolm '29
 Chapon, Joseph '58, '59, '60
 Chatman, Charles '97, '98
 Cheatham, Terrell '05, '06
 Chernin, Jack '24, '25, '26, '28
 Chesleski, Edward '39, '40
 Chester, Theodore '68
 Chilcote, Josh '00, '01
 Christie, Michael '80, '81
 Christie, Richard '75, '76
 Christopher, Andrew '12, '13
 Church, Eric '14
 Church, Ralph '42
 Cipriano, Peter '32, '33
 Ciresi, Joseph '41
 Claggett, Berkeley '91, '92, '93, '94
 Clark, Dean '19, '20, '21, '22
 Clay, Roman '13
 Clemens, Gerald '67, '68, '69
 Clement, Jack '19, '20, '21
 Clements, Kenneth '86, '87, '88, '89
 Clements, Thomas '63, '64

Clemmons, Maurice '78, '79, '80C, '81C
 Cleveland, DeCarlos '79, '80, '81, '82
 Cleveland, Kent '09, '10, '11, '12
 Climes, Donald '30
 Cline, Donald '82
 Clinton, Tyrell '95, '96
 Cobb, Virgil '35
 Cochran, Charles '76
 Cody, James '68
 Coffman, Chad '88, '89
 Cogan, Chris '95, '96, '97, '98
 Cogan, Keith '74
 Cohen, Thad '70, '71, '72
 Colavecchia, Rocco '08
 Coleman, Brandon '20, '21
 Coley, Ray '00, '01, '02, '03
 Coll, James '49
 Collier, Morris '80, '82, '83
 Collins, Booker '62, '63, '64C
 Collins, Mitchell '77, '78, '79C
 Columbus, David '52
 Colville, Benjamin '24, '25, '26, '27
 Conrad, James '71, '72, '73
 Conrad, Nick '11, '12
 Conway, Jerry '52
 Cook, Antoine '21, '22
 Cook, Hal '73, '74, '75
 Cook, Reggie '89, '90, '91, '92
 Cook, Scott '75, '76
 Cooper, Bryan '82
 Cooper, Marquez '20, '21, '22
 Corcoran, Michael '70
 Cornette, Randy '75, '76
 Corrigan, James '67, '68C, '69C
 Corrigan, Zach '17
 Corsi, Dave '69
 Cort, Louis '14
 Cortez, Freddy '09, '10, '11, '12
 Costello, Ernest '54, '55, '56
 Costello, Robert '50
 Cortesi, Vincent '39
 Cotter, Morgan '98, '99
 Covington, Robert '65, '66, '67
 Cowan, William '24
 Cox, Alvon '35, '36, '37
 Crabbe, David '67, '68
 Craig, Stefan '83, '84, '85
 Cratter, George '52
 Crawley, Terry '84, '85, '86, '87
 Crea, John '87, '88
 Credit, Keith '76, '77
 Creed, Ryan '90, '91, '92, '93
 Cregan, Andrew '82, '83, '84, '85
 Cribbs, Joshua '01, '02C, '03C, '04C
 Crimens, Jim '95
 Crivella, Joseph '04, '05, '06
 Crock, Tom '00, '01, '02, '03
 Crook, Reggie '98, '99, '00, '01
 Crosby, Ralph '25
 Crow, Sherman '26, '27, '28
 Crum, Dustin '17, '18, '19, '20, '21

Cullom, James '51, '52, '53
 Culpepper, Bruce '60
 Cunningham, Brian '93
 Cunningham, Jon '14, '15, '16, '17
 Cunningham, Mark '86, '87, '88, '89
 Curley, Jack '77, '78
 Curry, Alonzo '72, '73
 Curry, Matt '98, '99, '00, '01
 Curtis, Charles '85, '86, '87, '88C
 Curtiss, Frank '26, '27, '28
 Cuthbert, Nick '14, '15, '16
 Cutler, Michael '80

• D •

Dailey, Howard '33
 Daley, Stephen '22
 Dalpra, Joe '89, '90
 Damann, G.A. '20, '21
 Daniel, Miles '17, '18, '19
 Daniels, Arthur '74, '75, '76C
 Daniels, Terry '89
 Darby, Paul '81
 Darrah, Thomas '58, '59, '60
 Davis, Archie '26, '27, '28, '29
 Davis, Chester '25, '26, '27, '28
 Davis, Jose '97, '98C, '99C
 Davis, Richard '79
 Davis, Robert '46, '47, '48, '49
 Davis, Robert '94
 Davis, Shannon '01, '02, '03, '04
 Davis, Willie '73, '74, '75
 Dawson, Larry '11, '12
 Deadmond, Glenn '74, '75, '76
 Deakins, Eugene '25
 DeCarlo, Anthony '60, '61
 Decile, Tony '36
 Decker, Guy '90
 Decoteau, Jaylen '20
 Deetz, Joseph '21, '22
 DeEulis, Julio '34, '35
 Delaney, Thomas '78
 DeLeone, Anthony '81, '82, '83, '84
 DeLeone, Joseph '25
 Dellinger, Matt '12, '13, '14, '15
 Dellerba, Nicholas '50, '51
 Delsanter, Vincent '55, '56, '57
 DeLucia, Steve '93, '94, '95
 Del Vecchio, Pat '46
 Demas, Michael '70
 DeOreo, James '54, '55, '56
 DePaolo, Frank '56
 DeWeese, Byrne '32, '33
 DeWeese, William '33, '34
 Diaby, Sekou '19, '20, '21
 Dille, Everlin '22
 Dipre, Troy '15
 Disbro, William '30, '31, '32, '33
 Dixon, Antwan '15, '18, '19
 Dixon, Tyler '20, '21

DiVincenzo, Willard '50, '51, '52
 Dolce, Joseph '81, '82, '84
 Domin, Ron '64, '65, '66C
 Donaldson, Shawn '04, '05, '06, '07
 Donnelly, William '22
 Dooley, Jake '09, '10, '11, '12
 Dooner, Kenneth '72, '73, '74C
 Dornbush '33
 Dorsey, Sean '90
 Dossous, Yves '98
 Dowery, Darrell Jr. '01, '02, '03, '04
 Downes, Leslie '26
 Drager, Jon 2003, '06, '07
 Drake, Lyle '79, '80, '81
 Drakeford, Barry '03, '04, '05, '06
 Draper, Wayne '72, '73
 Dreier, Frank '68, '69, '70C
 Drongowski, Stan '40
 Dudash, William '76, '77, '78, '79
 Duff, Irwin '34
 Dugarte, Anthony '04, '05, '06
 Dulka, Adam '18, '19, '20, '21
 Dunlavy, Elmer '30, '31
 Dunlavy, Harold '27, '28
 Dunn, Ronald '70
 Duplain, John '78, '79, '80, '81
 Durant, Ben '97
 Durden, Julian '12, '13
 Durham, Trayion '11, '12, '13, '15
 Durkos, Jon '93, '94
 Dusho, Brian '90, '91, '92, '93C
 Dutton, Robert '41, '42
 Dwyer, Jon '80C
 Dye, Eric '84, '85, '86, '87
 Dye, Spencer '05
 Dyer, Nashville '99, '00, '01, '02C
 Dykes, Greg '86

• E •

Earley, Elmer '27
 Earley, Gabe '94
 Eboigbe, Theo '15, '16, '17, '18
 Eckard, Graydon '65, '66, '67
 Eckert, Clarence '33, '34
 Eckles, Scott '84, '85
 Edelman, Julian '06, '07, '08C
 Edmiston, Charles '29, '31
 Edmonds, Leroy '87
 Edwards, Arnold '60, '61
 Edwards, Stanley '50
 Eggleston, Jonathan '03, '04
 Ehlert, Albert '83, '84
 Eisler, Robert '34, '35
 Eisenhart, William '40
 Eisman, James '60, '61, '62C
 Elam, Abram '03C, '04C
 Eldridge, Maurice '82, '83, '84, '85
 Elliot, Marcus '14, '15, '16, '17
 Elliott, Marvin '73, '74, '75
 Ellis, Lavell '95, '96, '97, '98C

ALL-TIME LETTERWINNERS

English, Jon '07
 Eppright, William '66, '67, '68
 Erbe, Brycen '99, '00, '01, '02
 Erjavec, Tim '10, '11, '12, '13
 Ertler, George '48, '49
 Estochin, Frank '37, '38, '39
 Evans, JoJo '22
 Evans, Howard '21
 Evans, Robert '47, '48, '49

• F •

Fackler, Brice '13, '14, '15, '16
 Fackler, Mark '10, '11, '12, '13
 Fairchild, Chris '12, '13, '15, '16
 Falcone, Carmen '36, '37, '38C, '39
 Falker, Quincy '95, '96
 Falls, J.K. '33
 Fannely, Frank '29, '30, '31
 Farinacci, John '33
 Farkas, Samuel '37, '38
 Farrington, Dylan '11, '12, '13
 Farris '33
 Faulk, Larry '72, '73, '74, '75C
 Faulkner, Nick '16, '17, '18
 Favazzo, Chris '08
 Fay, Michael '08, '09, '10
 Featsent, Kim '74, '75, '76, '77
 Federico, Louis '41, '46, '47
 Feduniak, Michael '39, '40, '41
 Feeley, Eugene '23, '24C, '25
 Feldman, Todd '81, '82, '83, '84C
 Felix, Frank '52
 Fello, Robert '69, '70, '71
 Ferguson, Robert '80, '81, '82
 Ferguson, Rodney '82, '85
 Ferree, Andrew '75, '76, '77, '78
 Ferree, Neil '76, '77
 Ferrell, Collin '04, '05, '06, '07C
 Filippi, David '05, '06, '07, '08
 Filkorn, Carl '64
 Finding, Joseph '59, '60
 Finley, Howard '74
 Fischer, Herman '33, '34, '35
 Fisher, David '12, '13
 Fisher, Willard '27, '28
 Fitzgerald, Donald '65, '66C, '67C
 Fitzpatrick, Jordan '78
 Flanders, Robert '33, '34
 Floriea, Luke '20, '21, '22
 Flores, Tim '07
 Flowers, Andre '07, '08, '09, '10
 Flowers, Jerry '05
 Flowers, Matthew '31, '32, '33
 Floyd, Charles '78, '81
 Flynn, James '60, '61, '62
 Fogg, Louis '29, '30, '31
 Fogoras, John '51
 Folandi, Dave '52
 Follin, Dwight '46, '47, '48
 Foltin, Steve '38, '39

Foster, Jerrell '14, '16, '17
 Ford, Dan '90, '91
 Ford, Lewis (Barney) '74
 Fordney, George '21, '22
 Forgatsch, Roger '95
 Forsythe, Ray '92
 Fortkamp, Chase '21, '22
 Fortunato, Joseph '41, '42
 Foust, Willard '34
 Fowler, Ronald '55, '56, '57
 Foxx, Jimmy '67, '68
 Fraley, Lawrence '65, '66, '67
 Fraley, Steve '70
 France, Tad '14
 Frances, Glenn '23, '24, '25
 Franklin, Albert '69, '70
 Franklin, Dujuan '93
 Freday, Scott '71, '72
 Frederick, Adam '00, '03
 Frist, Sam '06, '07, '08
 Fritz, Jared '00, '01, '02
 Frow, Asher '21
 Frlich, Waldo '63, '65, '66
 Fuller, Merrill '26
 Fulton, George '39

• G •

Galassi, Michael '04, '05
 Gamble, Charles '17
 Gamble, James '99
 Gamble, Kesian '17, '18, '19, '20, '21
 Gandee, H. Ross '26
 Gantz, David '40
 Garcia, Gavin '22
 Garmus, Ralph '42, '46C, '47C
 Garner, Marvin '35
 Garner, Phil '06, '07, '08
 Gaston, Dion '97
 Gater, Lavonte '22
 Gates, Marlon '95, '96, '97, '98
 Gatewood, Lucien '66
 Gatten, Justin '99, '00, '01, '02
 Gavadza, Jason '96, '97, '98, '99
 Gear, Harold '31, '32
 Gembar, Richard '72, '73
 Gency, Robert '82
 Genraut '32, '33
 George, Brad '20, '21, '22
 Gerbitz, Rudy '47, '48, '49
 Gerig, Corvin '32
 Gibbs, Bryce '17, '18, '19
 Gibson, Sam '63
 Gilbert, Chris '08, '09, '10, '11
 Gilcrest, Harry '33, '35C, '36
 Gill, Herbert '35, '36
 Gillies, William '39, '41
 Gilly, Victor '34, '35
 Gintert, Robert '31
 Gioia, Geno '53, '55, '56C
 Gissendanar, Arthur '72, '73, '74C
 Gissendanar, Fred '63, '64, '65

Gladfelter, Patrick '80, '81, '82
 Glasby, Dennis '97, '98
 Glass, Andrew '21, '22
 Glass, Robie '20
 Goebbel, Todd '95, '96C, '97C
 Gogol, Joseph '79
 Golden, Cameron '22
 Golden, Robert '84, '85, '86C, '87C
 Goldschmidt, Carl '69
 Gooch, Raymond '22
 Goode, Tyshon '09, '10, '11, '13
 Goodell, Gus '21
 Goodhart, Timothy '69, '70, '71
 Goodrich, Harold '15
 Goodson, Darren '14
 Goodspeed, Dan '98, '99C
 Goedon, Chris '12
 Gordon, Reggie '01
 Gori, Ray '64
 Gould, Paul '80
 Graber, Claude '26, '27, '28
 Grabowski, James '59, '60, '61C
 Grandjean, Charles '80, '81C
 Grandjean, Luke '15, '16, '17
 Gray, Richard '11, '12, '14
 Greb, George '69, '70
 Green, Joe '15
 Green, Leon '09, '10, '11, '12
 Greenway, John '87
 Gregoire, Adam '16, '17, '19, '20, '21
 Gregory, Ted '90, '91
 Greitzer, Edwin '86, '87, '88, '89
 Gress, Danny '10, '11, '12, '13
 Grezlik, Richard '66
 Griffin, Daryle '72, '74
 Griffin, Stephen '80, '81, '82, '83
 Griffiths, Michael '01, '02C
 Grisko, Jerome '80, '81, '82C
 Groff, Matt '96, '97
 Grosjean, Martin '58, '59, '60
 Grover '27
 Grubb, D. Austin '32
 Gruszcemi, John '34
 Gucciardo, Patrick '63, '64, '65C
 Gucciardo, Tony '89, '90, '91
 Guenther, Dennis '64, '65, '66
 Guillory, Calvin '86, '87
 Gusbar, Robert '58, '59, '60

• H •

Hackett, Aaron '21
 Hagerdon, Walter '30, '33C, '38, '39
 Hagerty, Don '32, '33
 Haidet, George '72
 Haines, Magnus '21
 Halahan, William '25
 Hales, Brian '94, '95, '96
 Hall, Ashton '36, '37
 Hall, Clyde '28, '29, '30, '31
 Hall, Daryl '71, '72, '73

Hall, Frank '24, '25
 Hall, Marvin '76, '77, '78, '79
 Hall, Matt '87
 Hall, Rashan '98, '99, '00C, '01C
 Hall, Robert '58, '59, '60C
 Hall, William '25
 Hallen, Bob '94, '95, '96, '97C
 Hallett, Brian '98, '99, '00, '01C
 Hallett, Mike '87
 Ham, Gary '03, '04, '05, '06
 Hammel, Mark '79, '80, '81, '82
 Hansen, Lance '94, '95, '96C
 Hantl, Charles '62
 Harmon, Andy '87, '88, '89, '90
 Harmon, Bernard '71, '72, '73
 Harmon, Matt '00, '01
 Harmon, Matt '19, '20, '21, '22
 Harmon, Renard '71, '72, '73
 Harrell, Trey '16, '17, '18
 Harrington, Homer '35, '36
 Harrington, Myron '36, '37, '38
 Harris, Christopher '77
 Harris, CJ '22
 Harris, Kevin '90, '91, '92C
 Harris, Louis '65, '66, '67
 Harris, Marcus '21
 Harris, Major '53, '54, '55
 Harris, Mark '97, '98
 Harris, Revawn '77, '78, '79
 Harris, Trell '22
 Harrison, James '99, '00, '01C
 Harrison, Robert '61, '62, '63
 Hart, Bret '68, '69
 Hartman, Brad '95, '97, '98C, '99
 Hartman, Danny '07, '08, '09, '10
 Hartman, Leon '87, '88, '89
 Hartzell, Justin '20
 Harvey, Wm. Henry '24
 Hassel, Lawrence '78, '79
 Hausman, Henry '28
 Hausman, Russell '22
 Haverland, Kenneth '67, '68, '69
 Hayes, Harlan '29
 Hayes, Larry '70, '71, '72C
 Haynes, Kevin '95
 Haynes, Paul '87, '88, '90, '91C
 Haywood, Marcus '89, '90, '91
 Hazen, Gordon '66, '67, '68
 Hazen, Paul '36
 Headley, Joe '88, '89
 Hedderly, Russell '80, '81, '82C
 Heichel, Vernon '39, '40, '41C
 Heifner, Robert '70
 Hein, Robert '40, '41, '42
 Helming '28, '29
 Henderson, Scott '82, '85
 Henriquez, Anthony '01, '02, '03
 Henzi, Ian '20
 Heppberger '24
 Heretta, John '59
 Herman, Thomas '63

ALL-TIME LETTERWINNERS

Hernandez, Scott	'80, '81	Hudson, Eugene	'47, '48, '49	Johnson, Craig	'97	Kijauskas, Tod	'85
Herrick, Marion	'22, '23	Huff, Phil	'11, '12, '13, '14	Johnson, Daniel	'19	Kilbane, Edward	'56
Herzberg, Sonji	'51, '52, '53, '54, '55	Huge, Theodore	'22, '23, '24	Johnson, Dennis	'80	Kilbane, James	'82, '83, '84, '85
Heyward, Bryan	'68, '69, '70	Hughes, John	'47, '48, '49	Johnson, Derrick	'90, '91	Kilbourne, Charles "Cocky"	'27, '28, '29, '30
Heywood, Chris	'96, '97, '98	Hughes, Kenneth	'83, '84	Johnson, Jeffrey	'78	Kilbourne, Richard	'39, '40
Hibbard, Claude	'21, '22	Hull, Aaron	'06, '07, '08	Johnson, Paul	'69, '70	Kilgore, Albert	'51, '52, '53
Hibbler, Miles	'14, '15, '16, '17	Hullibarger, John	'63	Johnson, Sean	'93	Kilker, Thomas	'60, '61, '62
Hickman, Arlie	'32	Hummer, Brian	'10, '11	John, Terrell	'11, '12	Kilroy, Jake	2006, '07
Hicks, Dalton	'16, '17, '18	Humphrey, Chris	'11, '12, '13, '14	Johns, Khalib	'20, '21, '22	Kinder, Todd	'85, '86, '87, '88
Hicks, Randy	'82, '83, '84	Huntington, Adin	'20, '21	Johnson, Daniel	'19, '20, '21	Kindling, Terry	'80, '81, '82
Hickstead, Charles	'30	Hupp, Ben	'98	Johnson, Nykeim	'21	Kinebrew, Aaron	'88, '89, '90
Hidalgo, Ryan	'08, '09, '10	Hupp, Jason	'98, '99, '00	Johnson, Terrell	'13, '14	King, Antonio	'01, '02, '03, '04
Hieber, William	'31	Hurdle, Matthew	'09, '10, '11, '12	Johnson, Thomas	'63, '64	King, Gerry	'57, '58
Hildebrand, James	'52	Huth, Michael	'76, '78	Johnson, Tom	'41	King, Vernon	'66, '67, '68
Hill, Dominic	'16, '17, '18	Hyde, Jonathon	'72, '73, '74	Johnson, Will	'08, '09, '10	Kingery, Tom	'96
Hill, Emon	'20, '21	Hynes, Shane	'15, '16, '17	Jolli, Edward	'35	Kinkead, Kiff	'04, '05, '07
Hill, Marcus	'04, '05, '06	Hyser, Raymond	'47, '48, '49	Jones, Benny	'96, '99	Kinney, Matthew	'85, '86
Hills, Ken	'91			Jones, Buddha	'19	Kinney	'31
Hines, Bill	'36			Jones, Charles	'64, '65, '66	Kirkland, William (Andre)	'05, '06
Hines, Elvis	'17, '18, '19, '20, '21	Iarussi, Guy	'32, '33	Jones, James	'38, '39, '40, '41	Kirkland, Sam	'08, '09, '10, '11
Hinkel, Lawrence	'27	Infante, George	'66	Jones, Jim	'15, '16, '17, '18	Kirm, Walter	'24
Hinkle, Clarence	'27, '28	Ingham, William	'39	Jones, Michael	'82, '83	Kitchen, Ishmael	'08, '09, '10, '11
Hinson, Robin	'69, '71	Irby, Russell	'85	Jones, Najee	'22	Kite, Fred	'29
Hitchens, Zack	'10, '11, '12, '13	Isaac, Mason	'20, '21	Jones, Roger	'92, '94	Klein, Frank	'46, '47, '48, '49
Hoag, Alex	'16, '17	Isaacs, Douglas	'67, '68	Jones, Quentin (Buddha)	'19, '20	Kline, Josh	'09, '10, '11, '12
Hodgkinson, Jerami	'00, '01, '02, '03	Italiano, Jordan	'12, '13, '14, '15	Jonseof, Ernest	'66	Kling, George	'32, '33, '34
Hoenig, James	'59			Jordon, Esker	'51, '52	Klohn, Jim	'86, '87
Hogan, Kevin	'06, '07, '08			Jordon, Paul	'67, '68	Klutka, Andy	'70
Holderbaum, Dave	'96, '97, '99, '00			Josephus, John	'35	Knallay, Scott	'90
Holler, Aeden	'21	Jackson, Alvia	'57, '58	Julian, Frank	'32	Knight, William	'42
Hollett, John	'41, '42	Jackson, Grady	'41, '42	Junker, Hayden	'20, '21, '22	Knuth, Richard	'51, '52
Holley, Nate	'13, '14, '15, '16	Jackson, John	'88, '89			Kok, Eugene	'69, '71
Holley, Nick	'13, '14, '15, '16, '17	Jacobs, Frank	'20			Kokal, Gregory	'72, '73, '74, '75
Holliday, Murad	'96, '97, '98, '99	Jacobs, Harry	'20, '21, '22			Kolencik, John	'86, '87
Hollomon, Rob	'11	Jacobson, John	'55			Konstantinos, John	'57
Holmes, CJ	'20, '21	Jacques, Fritz	'04, '05, '06, '07			Konz, Jameson	'05, '06, '07
Holmes, Justin	'22	Jakes, Van	'79, '80, '81, '82			Koonce, Prishod	'05, '06, '08
Holmes, Mike	'93	James, Davonte	'17			Koproski, Steve	'90, '91, '92, '93
Holtz, Lou	'57	James, Raekwon	'15, '16, '17, '18			Kordinak, Edward	'39
Hommel, Heath	'98, '99, '00, '01	James, Raymond	'17, '19, '20, '21, '22			Korns, David	'71, '72, '73
Hoose, Richard	'38, '39	James, Robert	'99, '00, '01, '02			Kot, Leo	'46
Hoover, Richard	'65, '66	Jamieson, Kevin	'99, '00, '01, '02			Kot, Thomas	'46
Horlak, Michael	'34	Jamieson, Richard	'76, '77, '78			Kotis, Richard	'47, '48
Horning, Andrew	'13	Jarvis, Eugene	'06, '07, '08, '09, '10			Kouski, Thomas	'70, '71
Horton, Dalvin	'78, '79	Jayjack, Andy	'06, '07			Kovach, James	'68
Horton, Kenneth	'56, '57	Jefferson, Louis	'82, '83, '84, '85			Kovacs, Robert	'58, '59
Horvath, Brett	'79	Jenkins, George	'60, '61, '62			Kovalick, George	'46, '47, '48, '49
Horvath, Mark	'80	Jenkins, Linwood	'05			Kracht, Thor	'20, '21
Horwedel, Ransone	'38, '39	Jenne, Matt	'91, '92, '93, '94			Kratzer, Daniel	'46, '47, '48
Hoskins, Kenneth	'36	Jennings, Howard	'23			Krauss, Walter	'63, '64
Hostetler, Lance	'89, '90	Jennings, Travis	'93, '94			Kreider, Jeff	'76
Housley, Donald	'29, '30	Jensen, Jeff	'00, '01, '02, '03			Krezmien, James	'75, '76, '77
Houston, Roger	'69	Jepson, Peter	'71			Kroan, Walter	'81, '82
Houts, Jake	'13	Jernigan, Raeshaun	'93			Krupa, Andy	'88, '89, '90, '91
Howard, Jody	'87	Jeske, Robert	'77			Krysiak, Jeffrey	'97, '98, '99, '00
Howard, Sean	'94, '95	Jesko, Thomas	'76, '77, '78			Kuduk, Bill	'20, '21
Howard, Walter	'54, '55, '56	Jeter, Arnold	'60			Kuhar, Kevin	'77, '78, '80, '81
Howell, Jamie	'85, '86, '87, '88	Jewell, John	'78, '80, '81			Kujala, Mark	'68, '69
Hoyett, Darryl	'75, '76, '77	Jimerson, A.J.	'91, '93			Kukura, Daniel	'75
Hoynes, Richard	'66	Johnson	'31			Kukura, Sam	'15
Hrenya, Jeffrey	'77, '78, '79	Johnson, Anthony	'15, '16				

ALL-TIME LETTERWINNERS

Kuntzman, Charles '65, '66, '67
Kuras, Thomas '66
Kuzmenko, Harry '41

• L •

LaCivita, James '62
LaCivita, Joseph '81, '82, '83
Lackey, John '22
Lainhart, Brian '07, '08, '09C, '10C
Lambert, Jack '71, '72, '73C
Lamplsey, Handy '69, '70, '71
Lampsey, Elijah '20, '21
Landis, Roy '32, '33, '34
Landis, William '65, '66, '67C
Langhals, Richard '80
Lanier, Andre '75, '77, '78
Laraway, Mike '86, '87, '88
Larrigan, Anthony '69
Lasagna, Patrick '69
Laster, Charles '08
Lazor, Jack '75, '76, '77, '78
Lawrence-Burke, Manny '16, '17, '19, '20, '21
Leach, Kris '20, '21, '22
Lechlitner, Marc '11
Lee, Devante '17
Lee, James '61, '62
Lee, William '62, '63, '64
Leeper, Manny '76
Lejsek, Anton '39, '40
Lekanudos, Clint '98
Lesky, John '66, '67, '68
Less, Jim '98, '99
Levandowski, Mike '13
Levering, Paul '23, '24, '25, '26
Lewis, Edward '39, '40
Lewis, Jacob '97, '98
Lewis, Shawn '05
Liberati, Annello '53, '54, '55
Libertini, Rudy '55, '56, '57C
Lifton, Leonard '38, '39
Liggins, Harry '75, '76, '77
Lindsay, Virgil '36
Line, Smith '29
Little, Wilbur '46, '47, '48, '49
Littlepage, Jay '36
Lockett, Mike '93, '94
Loftin, Robert '53
Logan, Andrew '85, '86, '87, '88
Logan, Jud '78
Long, Gregory '69
Long, Timothy '83
Longenette, Bill '89
Loos, Paul '46, '47
Lorentz, John '89, '90, '91C, '92C
Lori, Charles '69, '70, '71
Louis, Richard '61
Love, Warren '77
Lucas, Mark '79, '81
Ludick, Alex '28
Lukens, Mark '74, '75, '76

Luksis, William '67, '68C
Lundy, Mikal '00, '01
Lundy, Najee '03, '04
Lyle, Stephen '83, '84, '85
Lynn, Coleman '06, '07, '08

• M •

MacAllister, James '71, '72
Macaulay, Brock '14, '15, '16
Machen, Michael '05, '06
Mack, Howard '41, '42
Mackay, Gordon '70
Macko, Reid '05, '06
Macri, David '83, '84, '85
Magazu, Anthony '07, '08
Magee, Gary '01
Magyar, Casey '21
Mahaftey, Larry '56
Mahl, Eric '01, '02, '03, '04C
Maich, Lonnie '64
Majette, Theo '16, '17, '18
Malatin, Martin '60, '61, '62
Malauulu, C.J. '11, '12
Maldonado, James '97
Malone, Ryan '14, '15, '16, '17
Mancini, Frank '58, '59, '61
Mancos, Jack '49, '50, '51C
Mandarich, John '82, '83
Mangus, Robert '42
Manning, Nate '03, '05
Manson, John '73
Marafine, Joe '04, '05, '06, '07
Marchese, Paul '76, '77
Marec, Ronald '58, '59, '60
Marg, Joseph '41
Mariano, Louis '51, '52, '53, '54
Marinelli, Mike '16, '17, '18
Markin, William '76
Marshall, Darryl '15, '16, '17, '18
Marshall, Marcellus '20, '21
Martanovic, Richard '72, '73, '74
Martin, Darryl '76
Martin, Harold '39, '40, '41
Martin, John '58
Martin, William '60
Martino, Tony '87
Mason, Clarence '70
Massimiani, John '86, '87, '88, '89C
Mastroine, Chris '81, '82
Mathews, John '02
Matsko, John '70, '71, '72
Matthews, Will '16, '17, '18
Mauger, Michael '73, '74, '75C
Maxie, Adam '13, '14
Maxwell, Cedrick '05, '06, '07, '08
Mayer, Aaron '98, '99, '00, '01
Mayle, Travis '02, '03, '04, '05
McAllister, R.J. '34
McBryde, Derek '06, '07, '08
McCardel, Lauson '24

McCaslin, Frank '27, '28
McClaude, Rasheed '04
McCorry, Terry '57, '58, '59
McCullough, Gary '96, '97, '98, '99
McCune, William '24
McDermott, Marvin '25, '26
McDermott, Melvin '25, '26
McDonald '20
McDonald, Thomas '69, '70, '71
McElroy, Tyrell '02, '03, '04
McFadden, Colton '18
McGinley, Thomas '42
McGraw, Travis '04, '06, '07, '08
McGrew, David '55
McGruder, Michael '80, '81, '82, '83C
McIlvaine, Earl '37, '38, '39
McIntire, Victor '49
McKay, Anthony '17
McKenzie, Larry '59
McKibben, Michael '75, '76, '77C, '78C
McKoy, Isaiah '18, '19
McLain, William '55, '56
McMahon, Eric '89, '90
McNeil, Jay '91, '92, '93
McQueen, Michael '76, '77
McRae, Juanitez '15, '16, '17
McShane, Pat '12, '13C
McSherry, Rodney '29
Meadows, Chevin '11
Mears, Michael '82
Medley, Maurio '01, '02, '03
Meenan, Michael '75
Melchiori, Anthony '12, '13, '14, '15
Menough, Donald '24, '25, '26C, '27
Menough, James '28, '29, '30, '31
Menster, John '30, '31
Meray, Anthony '11, '12, '13, '14
Mericola, Francis '29, '30, '31
Merrell, Edward '30
Merschman, Richard '60, '61, '62
Merzi, Medico '28, '29, '30, '31
Mesek, Frank '46, '47, '48, '49C
Messam, Rich '95, '96
Michalic, Andrew '68, '69, '70
Michaluk, John '63, '64, '65
Middleton, Darrel '77
Mihalus, Richard '56, '57, '58
Mileski, Joseph '39, '40, '41, '42C
Miller, Arnold '33, '37, '38
Miller, Brian '93, '94, '95, '96
Miller, Brad '13
Miller, Clay '12, '13, '14, '15
Miller, Donald '37, '38, '39
Miller, Earl '25
Miller, Eldred '29, '30, '31
Miller, Harold '43, '46
Miller, Joe '94, '95, '96, '97
Miller, Luke '21
Miller, Montre '19, '20, '21
Miller, Robert '48, '49
Miller, Robert W. '72, '73, '74

Miller, Terrell '20, '21
Millin, Stefano '15, '16, '17
Mills, George '46, '47
Milosevich, George '62
Mirando, Anthony '06, '07, '08
Misko, Tony '41, '42
Mitchell, Brian '21
Mitchell, Mylik '16
Mittiga, Dominic (Mickey) '38, '39, '40C
Mixon, Cobrani '08, '09C, '10C
Moeller, Michael '79, '80, '81, '82
Mogish, Kenneth '69, '70
Mokros, Thomas '68, '69
Mollica, George '37, '38, '39
Mollic, Ronald '63, '64
Molnar, Richard '80, '81, '82, '83
Monastra, Gino '53, '54
Monday, Demetrius '14, '15, '16, '17
Monnin, Nathan '17, '18, '19, '20, '21
Monnot, Kenneth '62, '63
Moorandian, Boghos '48, '49, '50
Moore, Brian '96, '97
Moore, Daryl '00, '01, '02, '03
Moore, Dustin '14
Moore, John '46
Moore, Marques '14, '15, '16, '17
Moore, Michael '78, '79
Moore, Neil '69, '70, '71
Moore, Robert '93, '94, '96
Moore, Samuel '75, '76
Moran, Jared '99
Morgan, Byron '36
Morgan, Chris '95
Morgan, Doug '94, '95, '96
Morgan, Giorgio '07, '09C
Morgan Cunningham, Jon '14
Moritz, William '42, '46
Morris, Anthony '20
Morris, Clifford '24, '25
Morris, Kalil '15, '16, '18
Morris, Mike '20
Morris, W. '37
Morrison, Gary '63
Morrow, Jeffrey '79, '80
Morton, John '80, '81
Mosher, Jack '39, '40, '41
Moss, Stevon '05, '06, '07, '08
Mostardo, Richard '57, '58, '59C
Moyer, Wade '19, '20C
Mrozek, Fred '69, '70
Muchnicki, Darren '90
Muir, Daniel '03, '04, '05, '06C
Muldraw, Leneric '07, '08, '09, '10
Muller, Matt '04, '05, '06, '07
Mullins, Jim '88, '89, '90
Mund, Mickey '76, '77, '78
Murphy, Chante '98, '99, '00, '01
Murphy, Luke '20, '21
Murphy, Vic '70, '71, '72
Murray, Najee '14, '15, '16
Murray, Rico '05, '06, '07, '08C

ALL-TIME LETTERWINNERS

Murrey, Jeffrey '70, '71, '72C
 Musbach, Edward '64, '65C
 Mushrush, Otis '37
 Musolino, A.J. '18, '19, '20, '21

• N •

Nagy, Steven '14
 Nappi, Joseph '30, '31
 Nash, Bernard '82, '83
 Natalina, Carl '69
 Naylon, Brien '85, '86, '87, '88
 Neel, Ronald '55, '56, '57
 Neff, Douglas '68
 Neilsen, Alex '16
 Nelson, Neil '46, '47, '48
 Nesbit, Raymond '33, '34
 Netzen, Leslie '37, '38, '39C
 Newton, Charles '01, '02, '03
 Niccoli, Robert '83, '84
 Nice, Joe '94
 Nicholl, Rocco '22
 Nichols, Eric '88
 Nicholson, Lawrence '30, '31
 Nickell, Donald '58
 Nickerson, Hugh '28, '29, '30
 Nickerson, Roger '33, '36, '37
 Nielsen, Alex '14
 Nimtz, James '85
 Nix, Derrick '83, '84, '85, '86
 Nix, Roosevelt '10, '11, '12C, '13C
 Nolan, Charles '71
 Nolfi, Mario '48, '49, '50
 Norcia, Michael '52, '53, '54, '55
 Norris, Morrey '91, '92, '94
 Norton, Michael '74
 Nottingham, Donald '68, '69, '70C
 Novak, Austin '03, '06
 Novitski, Neiman '18
 Nunley, James '83
 Nunez, Mario '20, '21
 Nurczyk, John '99, '00, '01, '02
 Nutter, Doyle '46

• O •

Ober, Gorden '70, '71
 Oblak, Brian '83
 O'Brien, Marc '95, '97
 Oden, Richard '70, '71, '72C
 O'Keefe, William '41
 Okolish, Paul '69, '70
 Okombi, Oly '20
 Olivera, Fermin '85, '86, '87, '88
 Orr, Keenan '19, '20, '21, '22
 O'Sickey, Paul '73, '74, '75
 Oster, Leroy '49
 Overbey, Brian '91
 Owens, Burl '56, '57
 Owens, Luke '53, '54, '55, '56
 Owens, Richard '75, '76, '77

• P •

Padula, Frank '62, '63
 Page, Herb '72, '73
 Pakan, Kurt '76, '77, '78, '79C
 Pakan, William '76, '78
 Pankewicz, J.J. '08
 Pannell, Malcolm '13, '14
 Palmer, Andre '86, '87, '88, '89
 Palumbo, Joey '16, '17, '18
 Pape, Donald '48, '49
 Pappano, Daniel '60, '61
 Pappas, George '42
 Papushak, George '39
 Parachek, Lynn '63
 Pardee, Arthur '49, '50, '51
 Parker, Andre '11, '12
 Parker, Jamal '16, '17, '18
 Parker, Keith '90
 Parker, Kenny '89, '90
 Parnell, Renzy '02
 Paroda, Brian '94C, '95
 Parrish, Augustus '05, '06, '07, '08
 Parrish, James '66
 Parrish, Justin '02, '03, '04, '05C
 Parsons, Harold '50, '51
 Parsons, John (Jake) '04, '05, '07
 Paschall, Michael '85, '86, '87, '88
 Paskert, Richard '46, '47, '48
 Pastore, Anthony 2006
 Patrick, Vashawn '01, '02, '03, '04
 Patterson, Sean '90, '91, '92, '93
 Patton, Jon '82, '84, '85
 Paul, David '61, '62, '63
 Paul, Dedrick '97
 Pauls, Charles '27
 Paulus, Glenn '54, '55, '56
 Pavich, Dave '98, '99, '00, '01
 Payton, Kyle '11, '12, '15
 Pease, Robert '48, '49, '50C
 Peeps, Craig '92, '93, '94
 Pelkey, Brian '96, '97
 Percher, Michael '83, '84, '85, '86C
 Perhacs, Richard '59, '60, '61
 Perine, Randy '89
 Perkins, Phillip '21
 Perlin, Michael '71, '72, '73
 Perrin, Kesley '95, '96
 Perry, Donald '73, '74, '75
 Perry, Josh '06, '07
 Perry, Lou '58, '59
 Perry, Will '66, '67
 Peterka, August '23, '24, '25C
 Peters, Akeam '16, '17, '18
 Peters, John '78, '79, '80, '81
 Peters, Sean '95
 Petros, Ralph '40, '41
 Pettay, Elmer '27
 Petty, Nick '94
 Pfeister, Raymond '70, '71, '72
 Phelan, James '61, '62, '63

Phillips '14
 Phillips, Al '95
 Phillips, Cepeda '17, '18, '19
 Phillips, Timothy '85, '86, '87
 Phillips, Lawrence '31
 Philmore, Byron '73
 Phillis, Seth '20
 Pickett, Carlos '16, '17
 Pierce, Casey '12, '13, '14C
 Pierre-Louis, Eric '95, '96, '97, '98
 Pierre, Marvin '21, '22
 Pinach, Frank '22
 Pincombe, Virgil '38
 Pineda, Nadir '20
 Pinkel, Gary '71, '72, '73C
 Pinketon, Clark '67, '68
 Pirman, Terry '73, '74, '75, '76
 Pisanelli, Marion '56, '57, '58C
 Pisani, Joseph '47, '48, '49
 Pittman, Dennis '05
 Pittman, Ronald '80, '81
 Pitts, Richard '50, '51, '52
 Pizzurro, Tom '11, '12
 Pleasant, Josh '08, '09, '10, '11C
 Pledger, Joseph '66, '67
 Pliskin, Samuel '23, '24, '25
 Plunkett, Max '11, '12, '13
 Poke, Ja'Shaun '19, '20, '21, '22
 Poklar, Adam '92, '95
 Polichene, Nunzio '50, '53, '54
 Polk, Darius '10, '11, '12, '13C
 Polk, Darryl '02, '04
 Polshaw, John '64
 Poole, Larry '72, '73, '74C
 Poole, Tommie '72, '73
 Porowski, Walter '39, '40, '41
 Porter, Bud '52, '53
 Porter, Mark '92, '93, '94, '95
 Porter, Norman '64
 Posipanka, James '73, '74, '75, '77
 Poth, Stephen '85
 Potokar, Ronnie '51, '52
 Potter, Michael '86
 Potts, Micah '93
 Potts, Robert '36, '37, '38
 Pounders, Buster '51
 Powell, Gregory '84
 Powell, Roger '97, '98
 Powers, Paul '49, '50
 Pratt, Fabrice '10, '12, '13
 Price, Earl '66, '67, '68
 Price, Jabbar '19, '20, '21
 Price, Kavious '16, '17, '18
 Pressley, Kendrick '09, '10, '11
 Pruden, Najah '03, '04, '05, '06
 Pruitt, Anthony '11, '13, '15
 Puthoff, Nathan '14, '15, '16, '17

• Q •

Quinn, Ray '99, '00, '01

• R •

Radabaugh, Donald '48, '49, '50
 Rafdal, Craig '03, '04, '05, '06
 Raidel, Richard '51, '52, '53C
 Rainey, Quinton '07, '08, '09, '10
 Ramicone, John '64
 Ramsey, Dan '89
 Ranallo, Gene '38
 Rankin, Justin '16, '17, '18
 Ranney, Donald '34, '35, '36
 Ratliff, Elijah '19, '20, '21, '22
 Ray, Jae'Vante '17, '18
 Rayburn, Stuart '83, '84C
 Rayl, Matt '97, '98, '99, '00
 Reardon, Colin '13, '14, '15, '16
 Rector, Daniel '71, '72
 Redlin, Kenneth '54, '55, '56, '57
 Reda, Reno '13, '14, '15, '16
 Redmond, Darius '13, '14, '15, '16
 Redmond, Elmer '28
 Reed, Gordon '20
 Reed, Nate '06, '07, '08
 Reedy, Pat '07, '08, '09
 Reese, Kyle '09, '10, '11C
 Refuge, Elcee '13, '14, '15, '16
 Reidenbaugh, John '66
 Reiheld, Mark '71, '72
 Reikowski, Joel '99, '00, '01, '02
 Reinke, Tyson '14
 Reisland, Charlie '66, '67
 Reisland, Lance '95, '96
 Renaud, Gary '67, '68
 Renners, Brady '90, '91, '92, '93
 Renouf, Richard '21, '22
 Rentschler, Robert '37, '38, '39
 Repasky, John '89, '91
 Repka, Ryan '05
 Revels, Jordan '21
 Rex, Adam '91, '92, '93, '94
 Rhone, Kerrick '13, '14
 Rice, Bruce '03, '04, '05
 Richards, Jeff '82, '85
 Richardson, Antwaine '21
 Richburg, Orin '66, '67, '69
 Richey, Adam '08
 Rickenbrod, John '14
 Riddle '32, '33
 Riley, John '37
 Rinaldi, Joseph '32, '33
 Rinehart, Robert '64
 Rinehart, Matt '08, '09, '10, '11
 Ripley, Donald '32, '33, '34, '35
 Rittichier, Jack '53, '54, '55C
 Robert, George '50
 Roberts, Kevin '96
 Robertson, Adam '55, '56
 Robinson, Aaron '07, '08
 Robinson, Charles (Randy) '05
 Robinson, DeMarkus '02, '03

ALL-TIME LETTERWINNERS

Robinson, Dennis	'92, '93	Schoffman, Lincoln	'37, '38	Smith, Antwan	'03, '04	Strickland, Mark	'98, '99, '00, '01
Robinson, Donald	'72	Schoterman, Albert	'72	Smith, Anthony	'05		
Robinson, Harold	'28	Schriver, Donald	'42	Smith, Brad	'90, '91	Stroia, Mark	'88
Robinson, Jasper	'20	Schrock, James	'50	Smith, Delton	'23	Strok, Nick	'99
Robinson, Jordan	'17	Schroeder, Benjamin	'23, '24	Smith, Douglas B.	'68, '69	Suber, Benjamin	'56
Robinson, Marcus	'02, '03, '04	Schultz, Terry	'71	Smith, Heskin	'21	Sullivan, Edward	'50, '51, '52
Robinson, Quan	'15, '16, '17, '18	Schwartz, Johnny	'22	Smith, Jeffrey	'73, '74	Sullivan, Ernest	'37, '38, '39
Robinson, Troy	'90, '91, '92, '93	Schwarz, Richard	'25, '26	Smith, Josh	'21, '22	Sumpter, Maurice	'90, '91, '92, '93
Robson, Henry	'22	Scipione, Mike	'86	Smith, Kevin	'95, '96	Suren, Michael	'79, '80, '81
Rocco, Anthony	'53, '54, '55	Scoff	'32, '33, '34, '35	Smith, Michael	'98, '99, '00	Swartz, John	'22, '23C
Roder, Mike	'08	Scott, Curtis	'94	Smith, Steve	'00, '01, '02, '03C	Swartz, Ronald	'65, '66C, '67C
Rodich, Michael	'85, '86	Scott, Robert	'51, '52	Smith, Tom	'62	Sweeney, Brian	'80, '81
Rodriguez, Tomas	'02	Scott, Wayne	'13, '14, '15, '16	Smith, Victor	'92	Swigart, Herbert	'14, '15
Rogers, Darren	'06, '07	Scoutten, Elden	'30	Snyder, Roscoe	'35, '36, '37	Swonguer, Maurice	'62, '63
Rogers, Marty	'90	Searl, William (Jake)	'26, '27C, '28, '29	Snyder, Roy	'46, '47	Szymanowski, Steve	'92, '93, '94, '95
Rogers, Ralph	'21, '26	Secrist, Ward	'29, '30	Sokolowski, Chester	'34, '35, '36C		
Roman, Virgil	'46	Sedlacko, Steve	'36	Solomon, Larry	'68		
Romano, Joe	'95, '97	Seibert, Daniel	'56, '57	Soltis, Jerry	'64, '65, '66C		
Roper, Thomas	'76, '77	Seibert, Ryan	'15, '16	Sommers, Matthew	'14, '15, '16, '17		
Rosen, Herbert	'42	Seither, Gerald	'65, '66	Sopp, Samuel	'78, '79, '80, '81		
Ross, Donte	'17	Seitz, Edwin	'37	Southwell, David	'71, '72		
Rossi, William	'70	Sense, Ronald	'60, '61	Spahia, Jack	'42		
Rothfuss, Fred	'58, '59C	Sessler, Jon	'02, '03, '04, '05C	Spangler, Paul	'21, '22, '23C		
Rozier, DeMarlo	'98, '99, '00, '01	Severino, Michael	'79, '80, '81	Spangler, Ralph	'25, '26, '27, '28		
Rubino, Terry	'69, '70	Shaker, Raymond	'58, '59	Spear, Sebastian	'19, '20, '21		
Rubino, Tim	'69, '70	Sharp, Sam	'97, '99, '00	Spence, Robert	'53, '55, '56		
Rucky, Joseph	'82, '83, '84	Shaughnessy, Michael	'77	Spivory, Michael	'74		
Rudd, Richard	'82	Shaw, Jo-El	'18, '19	Stafford, James C.	'78, '79, '80, '81		
Rudzinski, Lance	'00, '01	Shaw, Joseph	'75, '76	Stahlman, Russell	'50, '51		
Rufo, Mal	'33, '34, '35	Shaw, Wayne	'97, '98	Stalker, Lee	'09, '10, '11C		
Russell, Fred	'47	Shedden, John	'24	Stalls, Keenan	'12, '13		
Ryan, Claude	'21, '22C	Sheinbart, Burt	'46	Stallworth, Michael	'75, '76		
Ryczek, Lawrence	'76	Shelly, James	'29, '30, '31, '32C	Starks, Timothy	'81, '83, '84		
		Shelton, Van	'86, '87	Starn, William	'40, '41		
		Shepherd, Howard	'20, '21, '22, '24	Starry, Bill	'06, '07		
		Sheppert, Bryce	'22	Stefancik, Kevin	'95		
		Sherald Jr., Keith	'17, '18, '19, '20, '21	Steigner, Oswald	'33		
		Shimensky, Evan	'13	Steinberg, Larry	'86, '87, '88, '89		
		Shinsky, Connor	'15, '16, '17	Steiskal, Arthur	'28, '29, '30		
		Shocklee, Jake	'94	Stenning, Mike	'91, '92, '93		
		Shoemaker, Shawn	'97, '98, '99, '00	Stepanik, Jeffrey	'86, '87, '88, '89		
		Shoop, James	'27	Stephan, Jerry	'60, '61		
		Short, Courtney	'94, '95, '96, '97	Stephens, Tony	'84, '85, '86, '87		
		Shuman, Kevin	'91, '92, '93	Steuer, David	'76, '77		
		Silva, Jordan	'18	Stevens, James	'99		
		Simmons, Monte	'07, '08, '09, '10	Stevenson, Wayne	'97		
		Simmons, P.J.	'15	Stevy	'38		
		Simon, Paul	'83	Steward, C.J.	'10		
		Simpson, Erik	'15, '16, '17	Stewart, Paul	'84, '85, '86		
		Simpson, Jon	'07, '08, '09, '11	Stikes, Charles	'64, '65, '66		
		Simpson, Walter	'14	Stimac, Robert	'54, '55, '56		
		Sims, Alex	'21	Stites, Tony	'96, '97		
		Sims, Stuart	'84, '85, '86	Stitt, Eric	'95, '96		
		Sinkins	'38	Stock, Nathan	'14		
		Singer, Zachary	'14	Stoll, Michael	'72		
		Singleton, Keon	'17	Stolowski, Damian	'00, '02, '03, '04		
		Sisterhen, Jeffrey	'77, '78, '79, '80C	St. Pierre, William	'80		
		Sitko, Tom	'05, '06, '07	Stratton, Ben	'86, '87, '88, '89		
		Skinner, Niel	'50, '51, '52	Straub, Clarence	'32		
		Slater, Wilfred	'28, '29	Straub, David	'67, '70		
		Slattery, Shane	'21	Strickland, Devante	'11, '12, '13, '15		

• T •

Taborsky, Joseph	'32, '33, '34C
Tait, Robert	'39
Tarle, Steve	'65, '66, '67
Tate, Al	'63, '64
Tate, Penfield	'50, '51, '52
Taute, Richard	'84, '85, '86, '87
Taylor, Calvin	'09, '10
Taylor, John	'89, '90, '92
Taylor, Kermit	'29, '30, '31, '32
Taylor, Walter	'28, '29, '30, '31
Taylor-Davs, Saivon	'21, '22
Tekesky, John	'52
Teknipp, Joe	'87, '88, '89
Tennebar, Howard	'65, '66
Terek, Edward	'56, '57, '58
Terhune, Nate	'12, '13, '14, '15
Terrell, Dan	'97
Terry, Jacquise	'08, '09, '10, '11C
Terry, Roger	'94, '96C, '97C
Testa, Martin	'56, '57, '58
Theoharis, John	'58
Thiele, Robert	'62, '63
Thomas, J.	'26
Thomas, Sam	'17
Thomas, Terry	'66, '67, '68
Thomasson, Alex	'08, '09, '10, '11
Thompson, Joseph	'60, '61
Thompson, Justin	'08, '09, '10, '11
Thompson, Phil	'88, '89
Thompson, Shawn	'94, '95, '96, '97
Thompson, Woodie	'76, '77, '78
Thorne, Floyd	'41
Tidwell, Lamar	'82, '83, '84, '85
Tiggle, Calvin	'11, '12, '14
Tillman, Luke	'03, '04, '06
Timko, Eric	'86, '87, '88, '89
Tinker, Gerald	'72, '73
Tischendorf, Elbert	'23
Tkatch, Dave	'89, '90, '91, '92
Todd, John	'52
Toth, Louis	'41, '42
Tourville, Adam	'19
Trammel, Shawn	'85

ALL-TIME LETTERWINNERS

Traver, T.	'40
Trent, Shawn	'88, '89, '90
Trickett, Matthew	'18, '19, '20
Trotter, E. Franklin	'23
Troutman, Lester	'07, '08
Trustdorf, Steve	'67, '68, '69
Tucker, Tynan	'20
Tukes, Rashad	'07
Turner, Desmond	'00, '02, '03
Turner, Gary	'70, '71, '72
Turner, Jeff	'90, '91, '92, '93
Turner, Leonard	'70, '71, '72
Turner, Norvin	'36
Tuttle, Jerry	'48, '49
Tymoszczuk, Joe	'08
Tyson, Byron	'08, '10, '11
Tyson, Zaquan	'15, '16, '17, '18

• U •

Underwood, O.D.	'82, '83
Urchek, Jack	'46, '47
Urda, James	'81, '82
Urenovitch, Grant	'17

• V •

Vair, Claude	'25, '26, '27, '28C
Valentine, James	'75
Valentino, Jeff	'00
Vanard, Eugene	'49
Vance, Isaac	'18, '19, '20, '21, '22
Vance, James	'73, '74, '75
Vance, Nate	'12, '13, '14C
Vanderink, Alan	'07, '08
VanDeusen, Paul	'32
Van Hoef, Chase	'16, '17, '18
Vann, Booker	'99, '00
VanValkenburg, Robert	'66
Vera, Claude	'85
Veser, Travis	'01, '02
Viaud, Jamil	'18, '19
Virgin, Michael	'83, '84, '85, '86
Viscuso, Timothy	'84, '85, '86C, '87C
Vitale, Vincent	'42, '43
Vituccio, Gary	'68
Vogel, Brian	'89, '90
Vrabel, Jarrod	'98, '99
Vrabel, Victor	'98, '99, '00, '01
Vrabel, Walter	'72, '73, '74, '75

• W •

Wachtel, Dale	'58, '59
Wagner, Gregory	'85, '86, '87, '88
Wagner, Raymond	'80, '81
Wagoner, Lawrence	'23
Wagoner, William	'40
Walker, Devontez	'21, '22
Walker, Kantray	'95, '96
Walko, Robert	'83, '84

Walko, Steve	'70, '72
Wallace, Juan	'21
Wallace, Robert	'76, '77, '78, '79
Waller, Steve	'70
Walter, Ken	'92, '93, '94
Walter, Thomas	'68
Walters, B.G.	'08, '09
Walton, Kyle	'82, '84
Ward, Sean	'93
Wardell, John	'34
Warfield, Jerry	'60, '61
Wariboko, Dennis	'18
Warner, Edward	'58
Warnock, Nate	'17, '18
Warren, David	'82
Warren, Lyle	'33, '35, '36, '37C
Warren, Mack	'97
Warren, Norman	'77, '79
Washington, Bryan	'80, '81, '82
Washington, Gerald	'92, '94, '95
Washington, Lamar	'09
Washington, Myles	'15, '16, '17, '18
Washington, Savion	'20, '21
Waszczuk, Henry	'72, '73, '74
Watkins, Dan	'73, '74, '75
Waugh, Terrance	'13, '14, '15, '16
Wayne, Scott	'14
Weber, Roger	'82, '84, '85
Weidner, Bert	'84, '86, '87C, '88C
Weir, Donald	'37
Weiss, Bryan	'02
Weist, James	'83
Wells, Tony	'85, '86, '87, '88
Wells, Robert	'77, '78
Welsh, Richard	'60, '61
Wendling, Thomas	'75, '76, '78
Wesley, Nate	'01, '02, '05
West, CJ	'20, '21, '22
West, Douglas	'77, '78, '80, '81
West, Mel	'55, '56
West, Michael	'20, '21
West, Rodney	'91, '92, '93
West, Zayin	'18, '19, '20, '21, '22
Wetzel, Lowell	'40, '41
Whalen, Michael	'76, '77C
Whaley, Zach	'19, '20, '21
Whatley, Astron	'94, '95, '96, '97
Wheeler, David	'73
White, Donald	'48, '49
White, Donny	'93, '94, '95
White, James	'39
White, James	'62
White, Kris	'14, '15, '16, '17
White, Terry	'83, '84, '85
Whiting, James	'72, '74, '75
Whitley, James	'54, '55, '56
Whitley, William	'54, '55, '56
Whitman, James	'62, '63, '64
Whitmire, Ansel	'33, '34, '35
Whitt, Robert	'79

Witucki, Jake	'16
Whyte, William	'14
Wicks, Roger	'36, '37, '38, '39
Widowski, Leroy	'34, '35, '36
Wiggins, Larry	'74, '75
Wiley, Thomas	'66, '67, '68
Wilhelm, Thomas	'46, '47
Wilkerson, Eric	'85, '86, '87, '88
Williams	'22
Williams, Alan	'00, '01, '02, '03
Williams, Bob	'40, '41
Williams, Grant	'16
Williams, Jack	'04, '05, '06, '07C
Williams, Jack	
Williams, Jarvis	'06, '07
Williams, Javaughn	'19, '20, '21
Williams, J.C.	'33
Williams, John	'77, '78
Williams, John	'14
Williams, Jonathan	'94, '95, '97, '98
Williams, Jerry	'68
Williams, Leon	'21
Williams, Macyo	'21
Williams, Mark	'20, '21
Williams, Omar	'92, '93
Williams, Xavier	'19, '20, '21
Williams, Zach	'98, '99, '00
Williams, Zach	'08, '09, '10
Willis, Waverly	'90
Willits, Jay	'30, '31
Willows, William	'81
Wilson, Garland	'67, '68, '69
Wilson, John	'32
Wilson, Pierre	'01, '02
Wilson, Robert	'38, '39, '40
Winsper, Dean	'38, '39, '40
Winters, Brian	'09, '10, '11, '12C
Wisniewski, Marion	'24
Witherspoon, Curtis	'97, '98, '00
Witherspoon, Phil	'69, '70
Witt, John	'50
Witukiewicz, Benjamin	'65, '66
Woerner, Bruce	'71, '72
Wooden, Isaiah	'20
Wolcott, Marion	'21, '22, '23, '24
Wolcott, Oliver	'22
Wollet, Luke	'10, '11, '12, '13C
Wolf, Richard	'60, '61, '62
Wolfe, Norman	'09, '10, '11
Wolfe, Richard	'42, '46
Wolfe, Walter	'32, '33, '34C
Wolfgang, Howard	'46, '47, '48, '49
Wood, Dorian	'07, '08, '09, '10
Wood, Jeff	'74, '76
Woodard, Eddie	'71, '72, '73C
Woodruff, Jeffrey	'78
Woods, Johnny	'15, '16, '17, '18
Woods, Joseph	'37, '38
Woods, William	'13, '14
Woodson, Mark	'06

Woody, Jimmie	'90, '91, '92
Wright, Dana	'82
Wright, Marcus	'13, '14
Wyatt, Jon	'80
Wyland	'38

• Y •

Yanowitz, David	'71
Yazbek, David	'79
Yocum, John	'72, '73
Young, Alexander	'28, '29, '30
Young, Dejon	'95, '96, '97, '98
Young, Greg	'70
Young, Jeff	'67, '68, '69
Young, Patrick	'86, '88, '89, '90
Young, Usama	'03, '04, '05, '06C
Young, William	'96, '97
Youngblood, Arthur	'59, '60, '61
Younger, Keith	'89, '92, '93
Yurkiewicz, Rich	'91, '92, '93C, '94C

• Z •

Zahursky, Steve	'94, '95, '96C, '97C
Zampino, Anthony	'56
Zeke, Michael	'75, '76, '77, '78
Zenko, Alex	'62, '63, '64
Ziccardi, Joe	'12, '13
Zindren, Theodore	'56, '57
Zofko, Edward	'54, '55
Zucali, James	'62
Zuercher, Larry	'63, '64
Zuj, Nick	'67
Zullo, Thomas	'85, '86
Zuppke, Thomas	'63, '64
Zwick, Cory	'99, '00

"C" indicates captain

** The preceding list of football letterwinners is as complete as archived athletics records allow. If you are aware of any changes or additions, please contact the Kent State Athletic Communications Office.

ALL-TIME ASSISTANT COACHES (FULL TIME)

Name	Year(s)	Name	Year(s)	Name	Year(s)
Adamle, Vic	1985-88	Gonzales, Billy	1997-00	Paskert, Richard	1951-61
Adams, Harry	1946-48, 59-60	Gregg, Forrest Jr.	1996-97	Pendino, Mike	1993-94
Ahrens, Greg	1992	Green, Chris	1998	Pettas, John	1990-91
Alford, Tony	1996	Gucciardo, Pat	1970-71	Phillips, Tom	1969-71
Amodio, Paul	1960-63	Haering, Joe	1975-79	Pino, Santo	1970-71
Aukerman, Craig	2009-10	Haerr, Clarence	1949-55	Porter, Rickey	1992-93
Bache, Chris	2011-12	Hagen, Steve	1991	Poteat, Hank	2015-16
Bahhur, Ted	2013	Hall, Skip	1971-75	Pratt, A.J.	2000-09
Baker, Eugene	2010	Harrison, Bob	1969-71	Priefer, Chuck	1986-87
Barber, Kurt	2001-02	Haynes, Paul	1999-00	Puddington, Dave	1959-62
Barton, Zac	2018-22	Heacock, Jon	2011-12	Raymond, Ed	1980
Bates, Randy	1998-99	Hilles, Jim	1987	Rekstis, Pete	2004-10
Battershell, Carl	1995-96	Hoke, Jon	1988-93	Reisland, Chuck	1982-83, 94
Beildmen, Jack	1977-78	Hood, Justin	2019-2020	Richards, Marshall	1983-85
Bertka, William	1957-58	Hudson, Ron	1997	Riley, John	1967-71
Bird, Steve	1996	Ibrahim, Mohamed	2025-pres.	Robb, Jack	1964-68
Blackledge, Ron	1977-78	Ifft, Dan	1985-86	Robbins, CJ	2023-24
Booker, Scott	2005-08	Jemison, Thad	2011-12	Robinson, Malcolm	2024-pres.
Bowers, John	1997-98	Johnson, Jeremiah	2022	Rock, Brian	2011-14
Brabson, John	1976-77	Johnson, Matt	2018-22	Rollinson, Wade	1991
Brazil, Dave	1981-82	Jones, Tom	1993-97	Romeo, John	1978-80
Browning, Mitch	1983-88	Junko, Bob	1995-96	Rose, Jack	1988-90
Burrow, Jeff	2011-17	Kaufman, Tom	2018-21	Rosencrans, Bob	1968-69
Bushi, Mike	1978-80	Kisselle, Charles	1963-64	Rymiszewski, Spencer	2023-24
Campana, Tom	1986-87	Klein, Doug	1988-90	Saban, Nick	1975-76
Campbell, Amp	2013-14	Kotis, Dick	1951-57	Santiago, O.J.	2017
Carney, Mark	2023-pres.	Kratzer, Dan	2001-04	Scesniak, Dick	1971-75
Caso, Nick	1964-68	Kurth, Frank	1998-99	Sharbaugh, Vern	1981
Chesnutt, Karl	1946-49	Lasko, Jerry	1995-96	Shunkwilder, Bill	1970-71
Christopher, Al	1968-70	Lauterbaur, Frank	1953-55	Sirmans, Ben	2000-04
Clark, Shawn	2013-15	Ligashekey, Bob	1988-90	Smeland, Chris	1988-90
Cochran, Brian	2018	Lillick, Happ	1965-68	Smith, Brad	1995-96
Colby, Greg	1998-01	Limegrover, Matt	2023-24	Smith, Jeff	1984-86
Coleman, Craig	1995	Long, Greg	1975-81	Smouse, Frank	1956-68
Coniglio, Joe	2019-20	Long, Ken	1983-85	Snyder, Kevin	2025-pres.
Conrad, CJ	2024-pres.	Lutri, Jerry	1981-82	Sowder, Andrew	2018-22
Cooley, Jonathan	2018	Lynn, George	1947-48	Spann, Thomas	1993
Cox, CJ	2021-22	Lynn, Ron	1974-77	Spencer, Mark	2016-17
Daniels, Art	1979-80	MacPherson, Macky	2018-19	Stalker, Lee	2021-22
Dean, Joe	1963-65	Mahoney, Pete	1986-93	Stevens, Gary	1975-76
Deadmond, Glenn	1981-82	Makrinos, Jason	2021	Stevens, Wesley	1946-49
Dietzel, Mike	2001-02	Mallory, Mike	1988-90	Stewart, Cliff	1975-77
Doornbos, Denny	1981	Marciano, Tony	1991-92	Stoops, Bob	1988
Dorr, Ray	1971-75	Marie, Denie	1993-94	Studesville, Eric	1995-96
Drake, Mike	1998-03	Martin, Doug	2003	Stull, Bob	1971-75
Duggan, Dave	2023	Matute, Angel	2025-pres.	Teerlinck, Bill	2023-pres.
Eddington, Homer	1951-53	McCafferty, Don	1949-58	Tilghman, Terry	2006-10
Edwards, Matt	2006-10	McDaniel, Larry	2003-10	Treadwell, Don	2014-17
Elliott, Bob	1977-78	McDowell, Dave	1950-56	Tresey, Joe	2017
Elliott, Sam	1971-74	McFarland, Robert	1991	Valeria, Cherokee	2025-pres.
Falivene, Carl	1988-89	McMichael, Dave	2011-17	Van Dusen, Larry	1968-71
Faus, Nick	2023	McManus, Jerry	2005-10	Vance, Zane	2004-10
Fello, Bob	1977-81, 83-87	McNea, Robert	1962-64	Vituccio, Gary	1980
Ferrari, Lou	1991-92	McNutt, Richard	2009-10	Ware, Tony	1964-67
Ferrell, Colin	2016-2022	Messick, Lonnie	2002-04	Warner, Dave	1984-87
Fewell, Perry	1988-92	Middleton, Matthew	2018-22	Watson, Mark	2023-pres.
Fitzgerald, Dennis	1971-74	Mitchell, Reggie	1987	Wauford, Jon	2004-05
Flaherty, Brendan	1997	Molnar, Charley	1994-00	West, Lou	1994
Fleming, Jim	2010	Morgan, Kody	2023-pres.	Windham, Will	2018-2019
Forizano, Richard	1957-58	Mottola, Bill	2001-05	Williams, Jafar	2011-12
Fox, Jim	1984-85	Murgatroyd, Todd	1995-00	Woods, Alex	1979-80
Freeman, Marcus	2011-12	Needham, Ben	2013-17	Woods, Joe	1997
Frey, Bill	1979-80	Nichols, Jason	2005-08	Wright, Ron	1998-03
Gamble, Doc	2013-17	Nicolau, Nick	1976-77	Zeitman, Rob	2016-17
George, Brian	2011-15	O'Brien, Shannon	1992-93		
George, Pat	1984-85	O'Boyle, Bill	2018-22		
Gissendaner, Fred	1971-76	O'Grady, John	1983-84		
		Patterson, Clay	2023-pres.		

Bold indicates current coaches

HONORS & AWARDS

ALL-AMERICA

International News Service

1952	Penfield Tate, OG	First
1956	Luke Owens, DT	First

United Press International

1956	Geno Gioia, SE	
	Rudy Libertini, C	

Williamson

1956	Luke Owens, DT	First
1962	Dick Merschman, FB	First

Newspapers Enterprise Assoc.

1969	Jim Corrigan, LB	First
------	------------------	-------

Football News

1997	Eugene Baker, WR	Third
------	------------------	-------

College Football News

2004	Joshua Cribbs, QB	H.M.
2007	Eugene Jarvis, RB	H.M.

SI.com

2004	Justin Parrish, DL	H.M.
2007	Eugene Jarvis, RB	H.M.
2013	Roosevelt Nix	H.M.

Associated Press

1965	Bill Asbury, RB	H.M.
	Jon Brooks, OG	H.M.
	Pat Gucciardo, RB	H.M.
1967	Jim Corrigan, DT	H.M.
	Lou Harris, DB	H.M.
	Don Fitzgerald, FB	H.M.
1972	Jack Lambert, LB	H.M.
1973	Jack Lambert, LB	H.M.
	Gary Pinkel, TE	H.M.
	Larry Poole, RB	H.M.
1974	Larry Faulk, DL	H.M.
1975	Cedric Brown, DB	H.M.
1977	Mike Zele, DT	Third
	Kim Featsent, WR	H.M.
	Jack Lazor, LB	H.M.
1978	Jack Lazor, LB	Third
	Mike Zele, DT	H.M.
1981	Charles Grandjean, DB	H.M.
	Russ Hedderly, LB	H.M.
1984	Derreck Samuels, DB	H.M.
1985	Lee Bullington, DT	H.M.
	Jim Kilbane, WR	H.M.
1986	Stuart Sims, DB	H.M.
1987	Chip Curtis, C	H.M.
	Eric Dye, WR	H.M.
	Eric Wilkerson, RB	H.M.
1988	Chip Curtis, C	H.M.
	Jamie Howell, DB	H.M.
	Bert Weidner, DT	H.M.
	Eric Wilkerson, RB	H.M.
2012	Dri Archer, KR	First

Walter Camp

2012	Dri Archer, KR	First
------	----------------	-------

BELL TROPHY FINALIST

2015	Jordan Italiano, DB	
------	---------------------	--

ALL-STAR GAME APPEARANCES

College All-Star Game

1967	Jon Brooks	
------	------------	--

Senior Bowl

1998	Bob Hallen	
2012	Brian Winters	
2014	Casey Pierce	

All-American Bowl

1974	Jack Lambert	
1976	Art Best	

North-South Game

1969	Jim Corrigan	
1974	Jack Lambert	
1976	Art Best	

Blue-Gray All-Star Classic

1973	Gerald Tinker	
1979	Jeff Hrenya	
1994	Rich Yurkiewicz	

East-West Shrine Game

1974	Larry Poole	
1975	Darwin Ashley	
	Larry Faulk	
	Greg Kokal	
1989	Eric Wilkerson	
2008	Augustus Parrish	
2010	Brian Lainhart	
2021	Dustin Crum	

Gridiron Showcase

2018	Kalil Morris	
------	--------------	--

Hula Bowl

1999	Eugene Baker	
2000	Jason Gavadza	
2025	Luke Floriea	

The Villages Gridiron Classic

2005	Chad Bandiera	
------	---------------	--

Las Vegas All-American Classic

2005	Joshua Cribbs	
	Eric Mahl	
2006	Andre Kirkland	

Gem Bowl

1960	Bob Gusbar	
	Bob Hall	
1964	Booker Collins	
	Rick Bowling	
	Clyde Allen	

Dutch Bowl

1970	Andy Milahlic	
	Phil Witherspoon	

NFLPA Collegiate Bowl

2011	Jacquise Terry	
2015	Trayon Durham	

Casino Del Sol

2011	Ishmaa'ily Kitchen	
------	--------------------	--

Spiral Tropical Bowl

2018	Jim Jones (Defensive MVP)	
------	---------------------------	--

Texas vs. The Nation

2012	Josh Kline	
------	------------	--

All-Ohio Game

1973	Jack Lambert	
	Gary Pinkel	
	Gerald Tinker	
1974	Tom Buchheit	
	Larry Poole (MVP)	
	Jeff Smith	
	Henry Wasczuk	
	Darwin Ashley	
1975	Larry Faulk (Defensive MVP)	
	Greg Kokal	
1976	Rick Christie (Defensive MVP)	
	Art Daniels	
	Glenn Deadmond	

Ohio vs. Michigan Senior Bowl

2012	Spencer Keith	
2012	Freddy Cortez	

Medal of Honor Bowl

2013	Roosevelt Nix	
------	---------------	--

ALL-REGION

Ohio Collegiate

1952	Penfield Tate, OG	
1953	Lou Mariano, HB	
	Dick Raidel, OT	
1954	Joe Barbee, OT	
	Bill Kerr, OT	
	Lou Mariano, HB	
	Mike Norcia, HB	
	Luke Owens, OL	
	Jack Rittichier, HB	
1955	Bill Kerr, T	
	Luke Owens, T	
1956	Gino Gioia, E	
	Rudy Libertini, C	
	Luke Owens, FB	
	Ken Redlin, E	
1958	Gerald King, OG	
	Dick Mostardo, QB	

PLAYER OF THE YEAR

Mid-American Conference

1987	Eric Wilkerson, RB	
2021	Dustin Crum QB	

COACH OF THE YEAR

Ohio Collegiate

1958	Trevor Rees	
------	-------------	--

Mid-American Conference

1972	Don James	
1986	Glen Mason	
2012	Darrell Hazell	

OFFENSIVE PLAYER OF THE YEAR

Mid-American Conference

1965	Bill Asbury, FB	
1987	Eric Wilkerson, RB	

DEFENSIVE PLAYER OF THE YEAR

Mid-American Conference

1972	Jack Lambert, LB	
2010	Roosevelt Nix, DT	

SPECIAL TEAMS PLAYER OF THE YEAR

Mid-American Conference

2012	Dri Archer	
2019	Matthew Trickett	

FRESHMAN OF THE YEAR

Mid-American Conference

1986	Patrick Young, QB	
1991	Morrey Norris, LB	
1994	Astron Whatley, TB	
2010	Roosevelt Nix, DT	

ALL-CONFERENCE

Mid-American Conference

1952	Al Kilgore, OT	First
	Mike Norcia, HB	H.M.
	Dick Raidel, T	H.M.
1953	Jim Culloom, FB	First
	Al Kilgore, OT	First
	Lou Mariano, HB	Second
	Dick Raidel, T	Second
	Joe Barbee, E	H.M.
	Sonji Hertzberg, E	H.M.
	Mike Norcia, HB	H.M.
	Nuncio Polichene, C	H.M.
	Penfield Tate, C	H.M.
1954	Joe Barbee, OT	First
	Luke Owens, OL	Second
	Jack Rittichier, HB	Second
	Lou Mariano, HB	H.M.
	Nuncio Polichene, C	H.M.
1955	Mike Norcia, FB	First
	Rudy Libertini, OC	Second
1956	Gino Gioia, E	First
	Luke Owens, FB	First
	Rudy Libertini, OC	Second
	Ken Redlin, E	Second
1957	Jerry King, OG	Second
	Ken Redlin, E	Second
	Vince Delsante	H.M.
	Ted Zindren	H.M.
1958	Dick Mostardo, QB	First
	Bob Hall, T	Second
	Gerald King, OG	Second
	Marion Pisanelli, T	Second
1959	Bob Alford, OT	Second
	Bob Hall, OT	Second
	Dick Mostardo, QB	Second
	Will Saenger, G	Second
	Martin Grosjean, HB	H.M.
	Chuck Naso, FB	H.M.
	Fred Rothfuss, E	H.M.
1960	Bob Gusbar, OL	First
1961	Bob Alford, OG	Second
	Jim Flynn, HB	H.M.
	Tom Kilker, E	H.M.
	Frank Mancini, C	H.M.
	Dick Merschman, RB	H.M.
	Dick Wolf, E	H.M.
1962	Dick Merschman, RB	First
1963	Bob Harrison, E	Second

HONORS & AWARDS

1964	James Phelan, T	H.M.	Greg Kokal, QB	First	1985	Lee Bullington, DL	First		Najah Pruden, WR	Second
	Maurice Swonguer, C	H.M.	Jack Lambert, LB*	First		Jim Kilbane, WR*	First		Usama Young, DB	Second
	Pat Gucciardo, B	H.M.	Gary Pinkel, TE	First	1986	Stuart Sims, DB	First	2007	Colin Ferrell, DL	First
	Cullen Bowen, B	H.M.	Larry Poole, RB	First		Mike Percher, DL	Second		Eugene Jarvis, RB	First
	Booker Collins, OG	First	Gerald Tinker, WR	First		Tony Stephens, LB	Second		Augustus Parrish, OL	Second
	Pat Gucciardo, HB	First	Walt Vrabel, DT	First		Eric Wilkerson, TB	Second		Jack Williams, DB	Second
	John Brooks	H.M.	Cedric Brown, DB	Second		Chip Curtis, C	H.M.		Derek Burrell, LB	Third
	Ed Musbach	H.M.	Dave Korns, OT	Second		Eric Dye, WR	H.M.	2008	Derek Burrell, LB	Second
	Charlie Jones	H.M.	Bob Miller, LB	Second	1987	Chip Curtis, C	First		Eugene Jarvis, RB	Second
1965	Bill Asbury, HB*	First	Bob Adair, OT	H.M.		Eric Dye, WR	First		Brian Lainhart, DB	Second
	Jon Brooks, OT*	First	Marvin Elliott, DE	H.M.		Eric Wilkerson, TB*	First		Augustus Parrish, OL	Second
	Pat Gucciardo, DB*	First	Art Gissendanar, LB	H.M.		Terry Crawley, DL	Second	2009	Brian Lainhart, S	First
	Ed Musbach, OG	First	Mike Mauger, FB	H.M.		Jamie Howell, DB	Second		Cobrani Mixon, LB	First
	Ernie Ames, OT	H.M.	Mike Perlin, DB	H.M.		Mike Paschall, OT	Second		Matt Rinehart, P	First
	Bill Blunt, HB	H.M.	Tommie Poole, DT	H.M.		Tony Stephens, OLB	Second		Monte Simmons, DE	Second
	Fred Gissendanar, HB	H.M.	Eddie Woodard, WR	H.M.		Leroy Edmonds, TB	H.M.	2010	Roosevelt Nix, DT	First
	Bill Irwin, OL	H.M.	Cedric Brown, DB*	First		Jim Klohn, OG	H.M.		Cobrani Mixon, LB	First
	Bill Landis, OG	H.M.	Ken Dooner, TE*	First		Tony Martino, P	H.M.		Matt Rinehart, P	First
	John Michaluk, OG	H.M.	Marvin Elliott, DE	First	1988	Chip Curtis, C	First		Tyshon Goode, WR	Second
	Charles Stikes, HB	H.M.	Larry Faulk, DL*	First		Jamie Howell, DB	First		Brian Lainhart, S	Second
	Howie Tennebar, OT	H.M.	Larry Poole, RB	First		Bert Weidner, DL	First		Chris Anzevino, C	Third
	Ben Witukiewicz, T	H.M.	Henry Waszczuk, C*	First		Eric Wilkerson, TB*	First		Sam Kirkland, WR	Third
1966	Don Abbott, DE	First	Larry Wiggins, G	First		Andy Logan, DL	Second	2011	Dorian Wood, LB	Third
	Jon Brooks, OG	First	Tom Buchheit, DB	Second		Andy Harmon, LB	H.M.		Roosevelt Nix, DT	First
	Don Fitzgerald, HB	First	Walt Vrabel, DT	Second		Brien Naylor, OL	H.M.		C.J. Malauulu, LB	Second
	Lou Harris, DB	First	Chuck Celek, DT	H.M.	1989	John Massimiani, LB	Second		Josh Pleasant, DB	Second
	Bill Landis, LB	First	Lewis Ford, DB	H.M.	1990	Andy Harmon, DL*	First		Brian Winters, OL	Second
	Charles Stikes, DB	Second	Art Gissendanar, DE	H.M.		Paul Haynes, DB	Second		Luke Batton, LB	Third
	Steve Tarle, OT	Second	Greg Kokal, QB	H.M.	1991	Ryan Creed, OL	Second	2012	Luke Wollet, S	Third
1967	Jim Corrigan, DT	First	Terry Pirman, OT	H.M.		Paul Haynes, DB	Second		Dri Archer, RB & KR	First
	Don Fitzgerald, HB*	First	Cedric Brown, DB	First		Brad Smith, RB	Second		Brian Winters, OL	First
	Lou Harris, DB*	First	Glenn Deadmond, DL	Second	1992	Jimmie Woody, WR	Second		Roosevelt Nix, DT	First
	Don Abbott, DE	Second	Kim Featsent, WR	First		John Lorentz, OL	H.M.		Josh Kline, OL	Second
	Will Perry, OL	Second	Tom Jesko, OT	First		Rich Yurkiewicz, LB	H.M.		Luke Batton, LB	Second
	Nick Zuj, LB	Second	Jack Lazor, LB	First	1993	Rich Yurkiewicz, OLB	First		Luke Wollet, S	Second
	Billy Bluny, WB	H.M.	Paul Marchese, PK	First		Brian Dusho, WR	Second		Jake Dooley, DE	Third
	Larry Fraley, T	H.M.	Mike Zele, DL	First		Raeshuan Jernigan, RB	Second		Trayon Durham, RB	Third
	Charlie Kuntzman, C	H.M.	Art Best, RB	Second		Steve Koproski, TE	H.M.		C.J. Malauulu, LB	Third
	Paul Jordan, DE	H.M.	Mike McKibben, DL	Second		Sean Patterson, ILB	H.M.	2013	Roosevelt Nix, DT	First
1968	Jim Corrigan, DT	First	Mike Zele, DL	Second	1994	Vance Benton, DB	Second		Darius Polk, DB	Second
	Vern King, DB	Second	Kim Featsent, WR	First		Rich Yurkiewicz, OLB	Second		Anthony Melchiori, P	Second
1969	Fred Blosser, C	First	Tom Jesko, OT	First		Matt Jenne, DL	H.M.		Dri Archer, WR & KR	Third
	Jim Corrigan, LB*	First	Jack Lazor, LB	First	1995	Astron Whatley, RB	First		Luke Wollet, DB	Third
	Don Nottingham, RB	First	Paul Marchese, PK	First		Mike Barry, DE	Second	2014	Anthony Melchiori, P	First
	Nelson Bobb, OG	Second	Mike Zele, DL	First	1996	Astron Whatley, RB	First		Nate Holley, S	First
	Jerry Clemens, DB	Second	Daryl Hoyett, DB	Second		O.J. Santiago, TE	Second		Casey Pierce, TE	Second
	Bret Hart	H.M.	Jim Posipanka, P	Second		Eugene Baker, WR	H.M.	2015	Nate Holley, S	First
	Tom McDonald, DB	H.M.	Jack Lazor, LB	First	1997	Eugene Baker, WR	First		Demetrius Monday, CB	First
	Tom McKrish	H.M.	Mike McKibben, DL	First		Bob Hallen, OG	First		Terence Waugh, DE	First
1970	Fred Blosser, C	First	Mike Zele, DL	First		Astron Whatley, RB	First		Anthony Melchiori, P	Second
	Don Nottingham, RB	Second	Tom Jesko, OT	Second		Steve Zahursky, OT	First		Matt Dellinger, LB	Third
1972	Jack Lambert, LB*	First	Jeff Morrow, P	First		Matt Groff, P	Second	2016	Terence Waugh, DE	First
	Gary Pinkel, TE*	First	Bob Wallace, DL	Second	1998	Eugene Baker, WR	Second		Najee Murray, CB	First
	Alonzo Curry, DB	Second	Charlie Grandjean, DB	First	1999	Jason Gavazza, TE	First		Jerrell Foster, CB	Second
	Mike Perlin, DB	Second	Russ Hedderly, DL	Second		Jason Hupp, OL	H.M.		Jon Cunningham, DL	Third
	Larry Poole, RB	Second	Sam Sopp, DB	Second	2001	Brian Hallett, OL	First	2017	Jim Jones, LB	First
	Gary Turner, OG	Second	Kevin Kuhar, OT	H.M.		James Harrison, LB	First		Derek Adams, P	Second
	Walt Vrabel, DL	Second	Charlie Grandjean, DB*	First		David Alston, RB	Second		Jon Cunningham, DL	Second
	Daryl Hall, DB	H.M.	Russ Hedderly, LB	First	2003	Eric Mahl, LB	H.M.		Demetrius Monday, CB	Third
	Bernard Harmon, DB	H.M.	Lou Caracci, PK	H.M.	2004	Eric Mahl, LB	Second	2018	Matthew Trickett, K	First
	Greg Kokal, QB	H.M.	Tony DeLeone, P	Second		Justin Parrish, DL	Second		Kalil Morris, DL	Second
	Jeff Murrey, OE	H.M.	Russ Hedderly, LB	Second		Joshua Cribbs, QB	H.M.	2019	Matthew Trickett, K	First
	Dan Rector, LB	H.M.	Mike McGruder, DB	Second	2005	Justin Parrish, DL	First		Jamal Parker, DB	Second
	Don Robinson, DL	H.M.	Tony DeLeone, P	H.M.		Daniel Muir, DL	Second		Mike Carrigan, WR	Third
	Eddie Woodard, WR	H.M.	Derrick Samuels, DB	First	2006	Daniel Muir, DL	First		Isaiah McKoy, WR	Third
1973	Larry Faulk, DT	First	Ken Hughes, WR	Second		Julian Edelman, QB	Second		Theo Majette, DL	Third
	Bernard Harmon, DB	First	Derrick Nix, TB	Second		Andre Kirkland, DB	Second		Derek Adams, P	Third

HONORS & AWARDS

2020	Dustin Crum, QB	First		Steve Smith, OL			Dave Macri, OL	First		Kevin Jamieson, OL	First
	Isaiah McKoy, WR	First	2003	Jeff Jensen, LB		1985	Stefan Craig, OL	First		Maurio Medley, WR	First
	Bill Kuduk, OL	Seoncd		Maurio Medley, WR		1986	Mike Paschall, OL	First		Steve Smith, OL	First
	Nate Monnin, OL	Third		Steve Smith, OL			Ray Carroscia, RB	H.M.	2003	Jeff Jensen, OL	First
2021	Dustin Crum, QB	First	2004	Jon Sessler, LB		1987	Ray Carroscia, RB	First		Maurio Medley, WR	First
	Dante Cephas, WR	First	2005	Jon Sessler, LB			Mike Paschall, OL	First		Steve Smth, OL	First
	Elvis Hines, DB	First	2007	Matt Muller, LS		1988	Ray Carroscia, RB	First	2004	Jon Sessler, LB	First
	Marquez Cooper, RB	Second	2009	Jacquise Terry, RB			Chad Coffman, OL	First	2005	Jon Sessler, LB	First
	Bill Kuduk, OL	Second	2010	Jacquise Terry, RB			Mike Paschall, OL	First	2007	Matt Muller, LS	First
	Nate Monnin, OL	Second	2012	Spencer Keith, QB		1989	Ray Carroscia, RB	First		Nate Reed, K	First
	Andrew Glass, K	Third	2013	Jordan Italiano, DB			John Massimiani, LB	H.M.	2008	Nate Reed, K	First
2022	Devontez Walker, WR	First	2014	Jordan Italiano, DB		1990	J.D. Barnes, DB	First		Dorian Wood, LB	First
	Dante Cephas, WR	First		Nick Cuthbert, DB			John Lorentz, OL	First		Michael Fay, OL	H.M.
	Marquez Cooper, RB	First		Nick Holley, RB			Maurice Sumpter, LB	First	2009	Kevin Hogan	First
	Marcellus Marshall, OL	First	2015	Jordan Italiano, DB			Steve Koproski, TE	H.M.		Matt Rinehart	First
	Sam Allan, OL	Second		Nick Cuthbert, DB			Brady Renners, LB	H.M.		Jacquise Terry	First
	Nico Bolden, DB	Second	2018	Matt Bahr, LB			Dave Tkatch, DL	H.M.		Michael Fay	H.M.
	Ja'Shaun Poke, WR	Second	2022	Marcellus Marshall, OL		1991	Steve Koproski, TE	First		Jameson Konz	H.M.
	Collin Schlee, QB	Third		Devontez Walker, WR			John Lorentz, OL	First		Anthony Mirando	H.M.
	Zayin West, DL	Third		Brad George, LS			Brad Smith, RB	First		Dorian Wood	H.M.
2023	Chrishon McCray, WR	First					Maurice Sumpter, LB	First	2010	Spencer Keith	First
	Andrew Glass, K	Second					Dave Tkatch, DL	First		Jacquise Terry	First
	Luke Floriea, WR	Third					Dan Ford, TE	H.M.		Dorian Wood	First
	CJ West, DL	Third					Jay McNeil, OL	H.M.		Jake Dooley	H.M.
2024	Chrishon McCray, WR	Second					Brady Renners, LB	H.M.		Michael Fay	H.M.
	Luke Floriea, WR	Third				1992	Brian Dusho, WR	First	2011	Jacquise Terry	First
	Da'Shawn Martin, KR	Third					Steve Koproski, TE	First		Spencer Keith	First
							John Lorentz, OL	First		Matt Reinhart	First
							Brady Renners, LB	Second	2012	Spencer Keith, QB	First
							Maurice Sumpter, DL	Second		Anthony Meray, RB	First
							Dave Tkatch, DL	Second		Jake Dooley, DE	First
							Lester Carney, WR	H.M.		Chris Humphrey, WR	H.M.
							Jay McNeil, OL	H.M.		Nate Vance, DE	H.M.
							Omar Williams, RB	H.M.		Chad Bushley, LS	H.M.
						1993	Lester Carney, WR	First		Max Plunkett, OL	H.M.
							Steve Koproski, TE	First		Nick Conrad, LB	H.M.
							Jay McNeil, OL	First	2013	Matt Dellinger, LB	First
							Brady Renners, DL	Second		Jordan Italiano, DB	First
						1994	O.J. Santiago, TE	First		Anthony Meray, RB	First
							Mike Barry, DE	H.M.		Nate Vance, DL	First
						1995	Mike Barry, DE	First		Chad Bushley, LS	H.M.
							Marc O'Brien, QB	First		Chris Humphrey, WR	H.M.
							O.J. Santiago, TE	First		Joe Ziccardi, WR	H.M.
						1996	Brian Pelkey, DL	First	2014	Chad Bushley, LS	
							O.J. Santiago, TE	First		Nick Cuthbert, DB	
							Steve Zahursky, OT	H.M.		Matt Dellinger, LB	
						1997	Steve Zahursky, OT	First		Nate Holley, S	
							Wayne Shaw, DB	H.M.		Nick Holley, RB	
							Lavell Ellis, DE	H.M.		Chris Humphrey, WR	
						1998	Lavell Ellis, DE	First		Jordan Italiano, DB	
							Chris Cogan, DL	H.M.		Anthony Meray, RB	
							Yves Dossous, LB	H.M.		Casey Pierce, TE	
							Jeff Krysiak, OL	H.M.		Nate Vance, DE	
							Jim Less, PK	H.M.	2015	Jordan Italiano, DB	
							Gary McCullough, FS	H.M.		Matt Dellinger, DB	
						2001	Jarius Acie, WR	First		Nick Cuthbert, LB	
							Scott Booker, DB	First		Nate Holley, DB	
							Michael Griffis, DB	First		Chad Bushley, LS	
							Brian Hallett, OL	First		James Alexander, LB	
							Kevin Jamieson, OL	First		Connor Arlia, WR	
							Jeff Jensen, LB	First		Matt Bahr, DB	
							Aaron Mayer, DL	First		George Bolas, QB	
							Maurio Medley, WR	First		Marcus Elliot, DB	
							John Nurczyk, DL	First		Luke Grandjean, WR	
							Joel Reikowski, OL	First		Shane Hynes, K	
							Steve Smith, OL	First		Sam Kukura, RB	
						2002	Michael Griffis, DB	First		Matt Sommers, DE	

* Unanimous selection

ACADEMIC ALL-AMERICA

ESPN The Magazine/CoSIDA

1970	Jack Baker, OL (Third)
1972	Mark Reiheld, DB (First)
1991	Brad Smith, RB (First)
1993	Brady Renner, DL (Second)
2001	Brian Hallett, OL (First)
2009	Jacquise Terry, RB (Second)
2010	Jacquise Terry, RB (First)
2013	Jordan Italiano, DB (Second)
2014	Jordan Italiano, DB (First)
2015	Jordan Italiano, DB (First)
	Nick Cuthbert, DB (Second)
2016	Nick Cuthbert, LB (First)

ACADEMIC ALL-DISTRICT

ESPN The Magazine/CoSIDA

1985	Stefan Craig, DL
1988	Ray Carroscia, RB
	Mike Paschall, OL
1989	Ray Carroscia, RB
1991	John Lorentz, OL
	Brady Renner, LB
	Brad Smith, RB
1992	John Lorentz, OL
	Brady Renner, LB
1993	Brady Renner, DL
1995	O.J. Santiago, TE
1996	Brian Pelkey, DL
1999	Aaron Mayer, DL
	Gary McCullough, DB
2000	Brian Hallett, OL
	Cory Zwick, OL
2001	Brian Hallett, OL
2002	Kevin Jamieson, OL
	Maurio Medley, WR

ACADEMIC ALL-CONFERENCE

Mid-American Conference

1965	Bill Asbury, FB	First
	Fred Gissendaner, WR	First
1966	Lou Gatewood, DB	First
	Charlie Stikes, DB	First
	Ron Swartz, QB	First
1967	Ron Swartz, QB	First
1968	Nelson Bobb, OG	First
	John Lesky, LB	First
	Clark Pinkerton, LB	First
1969	Jack Baker, OG	First
1970	Jack Baker, OG	First
	Chuck Lori, DT	First
	Tommy McDonald, DB	First
	Jeff Murrey, WR	First
1971	Daryl Hall, TE	First
	Chuck Lori, DT	First
	Tommy McDonald, DB	First
	Mark Reiheld, LB	First
1972	Daryl Hall, QB	First
	Dave Korn, OT	First
	Mark Reiheld, DB	First
	Gerald Tinker, WR	First
1973	Carlos Cato, WR	First
	Herb Page, PK	First
1974	Rick Christie, LB	First
	Henry Waszczuk, C	First
1975	Mike McKibben, LB	First
	Terry Pirman, OT	First
1976	Rick Christie, DE	First
	Kim Featsent, WR	First
	Mike Huth, P	First
	Terry Pirman, OT	First
1977	Kim Featsent, WR	First
	Mike Whalen, QB	First
1978	Mike Huth, P	First
	Mike McKibben, DE	First
	Kurt Pakan, OG	First
1979	Kurt Pakan, OG	First
1980	Jon Dwyer, TB	First
	Kevin Kuhar, OT	First
1982	Jerry Grisko, OG	First
1983	Stefan Craig, OG	First
1984	Stefan Craig, OL	First

HONORS & AWARDS

2016	Nick Cuthbert, LB		Hayden Junker, TE	2001	Joshua Cribbs, QB		Cobrani Mixon, LB
	Matt Bahr, S		Marcellus Marshall, OL	2002	Joshua Cribbs, QB	2011	Luke Batton, LB
	George Bollas, QB		AJ Musolino, LB	2003	Joshua Cribbs, QB (twice)		C.J. Malauulu, LB
	James Alexander, LB		Jabbar Price, DL	2004	Joshua Cribbs, QB		Roosevelt Nix, DT (twice)
	Nick Holley, QB/WR		KJ Sherald, DB		Darrell Dowery Jr., WR		Luke Wollet, S
	Marcus Elliott, S		Isaac Vance, WR	2006	Julian Edelman, QB (twice)	2012	Roosevelt Nix, DT
	Theo Eboigbe, DL		Xavier Williams, RB		Eugene Jarvis, RB		Darius Polk, CB
	Mike Marinelli, OL	2022	Sam Allan, OL	2007	Eugene Jarvis, RB		Luke Batton, LB
	Chase Van Hoef, OL		Antoine Cook, DL	2008	Julian Edelman, QB (twice)		CJ Malauulu, LB
	Reno Reda, OL		Chase Fortkamp, LB		Eugene Jarvis, RB	2013	Roosevelt Nix, DT
2017	Will Matthews, RB		Kesean Gamble, LB	2010	Tyshon Goode, WR	2014	Nate Holley, S (twice)
	George Bollas, QB		Brad George, LS		Spencer Keith, QB		Jordan Italiano, S
	James Alexander, LB		Gage Michael, S	2012	Dri Archer, RB/WR (twice)		Nick Cuthbert, S
	Derek Adams, P		Luke Murphy, LB		Trayion Durham, RB (twice)	2015	Demetrius Monday, DB
	Marcus Elliot, LB		Isaac Vance, WR	2016	Nick Holley, QB (3 times)		Nick Cuthbert, DB
	Shane Hynes, K		Devontez Walker, WR	2017	Nick Holley, QB		Terence Waugh
	Matthew Sommers, DE		Zayin West, DL	2019	Dustin Crum, QB (3x)	2016	Nate Holley, S
	Chase Van Hoef, OL	2023	AJ Campbell, DL		Xavier Williams, RB	2018	Dalton Hicks, LB
	Jamal Parker, DB		Chase Fortkamp, Jr., LB	2020	Dustin Crum		Jim Jones, LB
	Trey Harrell, WR		Gavin Garcia, RB	2021	Dustin Crum, QB (4x)	2019	Elvis Hines, DB
2018	Joey Palumbo, LS		Trell Harris, WR		Xavier Williams, RB (2x)		KJ Sherald, DB
	John Henry Bronczek, S		Rocco Nicholl, LB	2022	Collin Schlee, QB	2021	Nico Bolden, DB
	Nathan Puthoff, OL		Nolan Rumler, OL		Dante Cephas, WR		Montre Miller, DB (2x)
	Kavious Price, WR		Tommy Ulatowski, QB	2024	Chrishon McCray, WR		CJ West, DL
	Matt Bahr, LB		Macyo Williams, DL			2022	Marvin Pierre, LB
	John Henry Bronczek, S		Xavier Williams, RB		Defense - MAC		Khalib Johns, LB
	Dustin Crum, QB	2024	Mattheus Carroll, DL	1969	Jim Corrigan, LB		
	Trey Harrell, WR		Nick Cuva, DB	1972	Jack Lambert, LB		Specialist - MAC
	Mike Marinelli, OL		Chris Farrell, OL	1974	Cedric Brown, DB (twice)	2000	Dave Pavich, PK
	Colt McFadden, K		Cameron Golden, OL		Larry Faulk, DL	2001	Dave Pavich, PK
2019	A.J. Musolino, LB		Will Hryszko, K	1975	Walt Vrabel, DT	2003	Travis Mayle, PK
	Joey Palumbo, LS		Mason Maddox, OL/DL	1976	Glenn Deadmond, DL	2005	Travis Mayle, PK
	Kavious Price		Dustyn Morell, OL		Mike Zele, DL (twice)	2007	Shawn Bayes, KR
	Keith Sherald Jr, DB		Naim Muhammad, DL	1977	Jack Lazor, LB	2010	Matt Rinehart, P
	Isaac Vance, RB		Rocco Nicholl, LB		Bob Wallace, DL		Freddy Cortez, PK
	Chase Van Hoef, OL		Tommy Ulatowski, QB		Mike Zele, DL	2011	Freddy Cortez, PK
	Derek Adams, P		Cecil Wilson, OL	1978	Mike Zele, DL (twice)		Rob Hollomon, KR
	Matt Bahr, LB		CJ Young, DB	1979	Bob Wallace, DL	2012	Dri Archer, KR (twice)
	John Henry Bronczek, LB			1980	Russ Hedderly, LB		Freddy Cortez, PK
	Will Burns, OL			1981	Russ Hedderly, LB		Anthony Melchiori, P
2020	Dustin Crum .QB			1983	Mike McGruder, DB	2013	Dri Archer, KR
	Adam Dulka, TE	1966	Don Fitzgerald, TB	1984	Derrick Samuels, DB		Nate Terhune
	Daniel Johnson, OL	1967	Don Fitzgerald, TB	1987	John Massimiani, LB	2015	Anthony Melchiori, P
	AJ Musolino, LB	1968	Nelson Bobb, OG	1988	Paul Haynes, DB	2016	Shane Hynes, K
	Joey Polumbo, LS	1969	Don Nottingham, TB		Jamie Howell, DB		Derek Adams, P
	Jamal Parker, DB		Phil Witherspoon, TB	1990	Andy Harmon, DL	2017	Derek Adams, P (twice)
	KJ Sherald, DB	1970	Gordon Ober, DB/K	1992	Rick Yurkiewicz, LB	2018	Derek Adams, P
	Matthew Trickett, K	1972	Greg Kokal, QB	1993	Rick Yurkiewicz, LB		Matthew Trickett, K
	Isaac Vance, WR	1974	Greg Kokal, QB	1994	Vance Benton, DB	2019	Derek Adams, P (3x)
	Xavier Williams, RB		Larry Poole, RB		Gerald Washington, DT		Matthew Trickett, K (4x)
2021		1980	Jeff Morrow, QB		Nashville Dyer, DB	2020	Matthew Trickett, K
	Keshunn Abram WR	1983	Stu Rayburn, QB	2001	Nashville Dyer, DB	2021	Andrew Glass, PK (2x)
	Dean Clark, DB	1985	Eric Wilkerson, TB		James Harrison, LB (twice)		Josh Smith, P
	Dustin Crum, QB	1986	Eric Wilkerson, TB		Shannon Davis, DB	2022	Josh Smith, P
	Kesean Gamble, LB		Patrick Young, QB (twice)	2002	Nashville Dyer, DB		Scholar Athlete of the Month - MAC
	Daniel Johnson, OL	1987	Eric Dye, WR		Eric Mahl, LB	1993	Brady Renners, DL
	AJ Musolino, LB		Eric Wilkerson, TB	2003	Usama Young, DB		Maurice Sumpter, DL
	Matt Trickett, K	1988	Eric Wilkerson, TB (twice)	2004	Justin Parrish, DL	1995	O.J. Santiago, TE
	Isaac Vance,WR		Patrick Young, QB	2006	Jack Williams, DB	1998	Chris Cogan, DL
	Xavier Williams, RB	1989	Joe Dalpra, QB		Andre Kirkland, DB		Lavell Ellis, DE
2022	Sam Allan, OL	1990	Joe Dalpra, QB		Jack Williams, DB	2001	Brian Hallett, OL
	Dean Clark, DB	1991	Kevin Shuman, QB	2008	Brian Lainhart, DB (twice)	2002	Maurio Medley, WR
	Marquez Cooper, RB	1995	Astron Whatley, RB		Rico Murray, DB	2011	Spencer Keith, QB
	Dustin Crum, QB	1996	Astron Whatley, RB	2009	Kevin Hogan, DE	2014	Jordan Italiano, S
	Brad George, LS	1997	Jose Davis, QB		Brian Lainhart, S		Scholar Athlete of the Week - MAC
	Adin Huntington, DL		Astron Whatley, RB		Cobrani Mixon, LB	2015	Jordan Italiano, DB
	Daniel Johnson, OL	1999	Jose Davis, QB	2010	Monte Simmons, DE		Nick Cuthbert, DB (twice)
					Roosevelt Nix, DT		

HONORS & AWARDS

2017	George Bolas
Medal of Excellence - MAC	
2016	Jordan Italiano, DB
Bob James Memorial Scholarship - MAC	
2016	Jordan Italiano, DB

DON NOTTINGHAM CUP

Most Improved, Offense

1984	Jim Kilbane, WR
1985	Maurice Eldridge, OL
1986	Mike Rodich, TE
1987	Ray Carroscia, TB
1988	Chip Curtis, OL
1989	John Lorentz, OL
1990	Terry Daniels, TB
1991	P.J. Allen, FB
1992	Jay McNeil, OL
1993	Kevin Shuman, QB
1994	Mark Porter, TE
1995	Brian Paroda, OL
1996	Steve Zahursky, OL
1997	Bob Hallen, C
1998	Eugene Baker, WR
1999	Jeff Krysiak, C
2000	Matt Curry, WR
2001	Jurron Kelly, WR
2002	Jason Andrews, OL; Antonio King, RB
2003	Daryl Moore, WR
2004	Darrell Dowery, Jr., WR
2005	Luke Tillman, RB
2006	Mark Woodson, WR
2007	Anthony Magazu, QB
2008	Andre Flowers, RB
2009	Jonathan Simpson, TE
2010	Sam Kirkland, WR
2012	Kyle Payton, TE
2013	Colin Reardon, QB
2014	Brock Macaulay, OL
2015	Stefano Millin, OL Brice Fackler, TE
2016	Justin Rankin, RB
2017	Mike Carrigan, WR

JACK LAMBERT CUP

Most Improved, Defense

1984	Mike Carruthers, LB
1985	Lee Bullington, DT
1986	Tim Viscuso, LB
1987	Ray Kangas, DT
1988	John Massimiani, LB
1989	Paul Haynes, DB
1990	Andy Harmon, DL
1991	Sean Patterson, LB
1992	Maurice Sumpter, LB
1993	Maurice Sumpter, DL
1994	Roger Jones, DB
1995	Mike Barry, DE
1996	Tyrell Clinton, DE
1997	Eric Pierre-Louis, FS
1998	Wayne Shaw, DB
1999	Geoff Betts, DB
2000	Mark Strickland, DE
2001	Jacon Avery, DB; James Harrison, LB
2002	Jeff Jensen, LB;

	Nate Wesley, DL
2003	Shannon Davis, DB
2004	Daniel Muir, DL
2005	Jack Williams, DB
2006	Larry Brown, DL
2007	Derek Burrell, LB
2008	Monte Simmons, DE
2009	Anthony Mirando, LB
2010	Dorian Wood, LB
2012	Dylan Farrington, CB
2013	Kerrick Rhone, CB
2014	Elcee Refuge, DB
2015	Quan Robinson, CB
2016	Jim Jones, LB
2017	Marques Moore, DE

MATT RAMSER AWARD

Courage & Commitment

1992	Kevin Harris, DB
1993	Matt Jenne, DL
1994	Steve Szymanowski, LB
1995	Mike Challenger, WR
1996	Lavell Ellis, DL; Marlon Gates, RB
1997	Brian Moore, OL
1998	Jason Hupp, OL
1999	Nashville Dyer, DB; Chante Murphy, RB
2000	DeMarlo Rozier, FB; Desmond Turner, DB
2001	Kevin Jamieson, OL
2002	David Alston, RB; Eric Mahl, LB
2003	Steve Smith, OL
2004	Jon Sessler, LB
2005	Kiff Kinkead, OL
2006	Andre Kirkland, DB Josh Perry, OL
2007	David Filippi, DL Eugene Jarvis, RB
2008	Jameson Konz, TE
2009	Sam Frist, DL
2010	Eugene Jarvis, RB
2012	Spencer Keith, QB
2013	Pat McShane
2014	Nick Holley, RB, Casey Pierce, TE
2015	Anthony Pruitt, OL Najee Murray, CB
2016	Alex Nielsen, OL
2017	Will Matthews, RB

LEO E. STRANG AWARD

Highest GPA

1998	Lavell Ellis, DE
1999	Yves Dossous, LB
2000	Brian Hallett, OL
2001	Brian Hallett, OL
2002	Maurio Medley, WR
2003	Maurio Medley, WR
2004	Jon Sessler, LB
2005	Anthony Dugarte, DL
2006	Michael Machen, QB
2007	Andy Jayjack, RB
2008	Jameson Konz, TE
2009	Nate Reed, K
2010	Michael Fay, OL

2012	Spencer Keith, QB
2013	Anthony Meray, RB
2014	Nick Cuthbert, DB
2015	Jordan Italiano, S
2016	Nick Cuthbert, DB
2017	Matt Bahr, LB

READ AWARD

Beyond the Call of Duty

2002	Ray Coley, WR
2003	Eric Mahl, LB
2004	Lucas Bowen, RB
2005	Cameron Bobb, WR Bruce Rice, LB
2006	Danny Muir, DL
2007	Sam Frist, DL
2008	David Filippi, DL
2009	Brian Lainhart, S
2010	Brian Lainhart, S
2012	Tim Erjavec, TE
2013	Jordan Italiano, S
2014	Nate Holley, S, Jason Bitsko, OL
2015	Nate Terhune, DL Connor Arlia, WR
2016	Theo Eboigbe, DE
2017	John Henry Bronczek, S

RITTICHER AWARD

Team MVP

2008	Eugene Jarvis, RB
2009	Brian Lainhart, S
2010	Roosevelt Nix, DL
2011	Roosevelt Nix, DL
2012	Dri Archer, RB/WR
2013	Dri Archer, RB/WR
2014	Casey Pierce, TE
2015	Matt Dellinger, LB
2016	Nick Holley, QB
2018	Darrick Edwards, RB

MAC ACADEMIC HONOR ROLL

1999	Justin Gatten, LB Brian Hallett, OL Kevin Jamieson, OL Jeff Krysiak, OL Jim Less, P Aaron Mayer, DL Gary McCullough, DB John Nurczyk, DL Michael Smith, RB Zach Williams, QB Cory Zwick, OL
2000	Jacon Avery, DB Scott Booker, DB Neil Buckosh, TE Adam Frederick, QB Justin Gatten, LB Brian Hallett, OL Jason Holy, DL Kevin Jamieson, OL Jeff Jensen, LB Jeremy Keagle, LB Jeff Krysiak, OL Aaron Mayer, DL Maurio Medley, WR Daryl Moore, WR John Nurczyk, DL

	Lance Rudzinski, WR Michael Smith, FB Steve Smith, OL Zach Williams, QB Cory Zwick, OL
2001	Jarius Acie, WR David Alston, RB Jacon Avery, DB Scott Booker, DB Neil Buckosh, TE Justin Gatten, LB Michael Griffis, DB Brian Hallett, OL Kevin Jamieson, OL Jeff Jensen, LB Aaron Mayer, DL Maurio Medley, WR John Nurczyk, DL Joel Reikowski, OL Steve Smith, OL
2002	Jason Andrews, OL Jacon Avery, DB Neil Buckosh, TE Justin Gatten, LB Michael Griffis, DB Jeff Jensen, LB Eric Mahl, LB Tyrell McElroy, DB Maurio Medley, WR John Nurczyk, DL Tomas Rodriguez, TE Steve Smith, OL Bryan Weiss, LB

GOLDEN FLASHES IN THE PROS

NFL DRAFT SELECTIONS

Year	Player, Pos., Team	Round
1954	Al Kilgore, T Chicago Cardinals	16th
1954	Rich Raidel, G Cleveland Browns	16th
1956	Mike Norcia, RB Los Angeles Rams	13th
1957	Luke Owens, T Baltimore Colts	3rd (27th)
1959	Jerry King, G Cleveland Browns	11th
1960	Richard Mostardo, B Cleveland Browns	12th
1964	Alex Zenko (Future), T Green Bay Packers	15th
1966	Bill Asbury, HB Atlanta Falcons	4th
1967	Jon Brooks, G Philadelphia Eagles	2nd (44th)
1967	Gerald Seithier, E Buffalo Bills	9th (233rd)
1967	Ernie Ames, DT Buffalo Bills	12th (292nd)
1967	Charles Stikes, DB Miami Dolphins	14th (344th)
1968	Don Fitzgerald, RB St. Louis Cardinals	4th (87th)
1968	William Perry, TE San Diego Chargers	5th (129th)
1968	Howard Tennebar, T Baltimore Colts	13th (350th)
1968	Lou Harris, DB Pittsburgh Steelers	14th (363rd)
1969	Bill Eppwright, K Pittsburgh Steelers	17th (420th)
1970	Jim Corrigan, LB St. Louis Cardinals	2nd (33rd)
1971	Don Nottingham, RB Baltimore Colts	17th (441st)
1974	Gerald Tinker, WR Atlanta Falcons	2nd (44th)
1974	Jack Lambert, LB Pittsburgh Steelers	2nd (46th)
1975	Larry Poole, RB Cleveland Browns	9th (213th)
1976	Larry Faulk, DE New York Jets	7th (188th)
1976	Chuck Celek, DE Cleveland Browns	11th (297th)
1976	Greg Kokal, QB New Orleans Saints	11th (294th)
1976	Cedric Brown, DB Oakland Raiders	12th (343rd)
1977	Art Best, RB Los Angeles Rams	6th (156th)
1978	Kim Featsent, WR Cincinnati Bengals	12th (323rd)
1979	Mike Zele, DT Atlanta Falcons	5th (127th)
1989	Bert Weidner, DL Miami Dolphins	11th (288th)
1991	Andy Harmon, DL Philadelphia Eagles	6th (157th)
1997	O.J. Santiago, TE	

	Atlanta Falcons	3rd (70th)
1998	Bob Hallen, OL Atlanta Falcons	2nd (53rd)
1999	Eugene Baker, WR Atlanta Falcons	5th (164th)
2000	Jason Gavadz, TE Pittsburgh Steelers	6th (204th)
2007	Usama Young, DB New Orleans Saints	3rd (66th)
2008	Jack Williams, DB Denver Broncos	4th (119th)
2009	Julian Edelman, QB New England Patriots	7th (223rd)
2010	Jameson Konz, HB Seattle Seahawks	7th (245th)
2013	Brian Winters, OL New York Jets	3rd (72nd)
2014	Dri Archer, RB Pittsburgh Steelers	3rd (97th)

GOLDEN FLASHES IN THE PROS

Keshunn Abram, WR	
2022	New York Jets (NFL)
2023	Montreal (CFL)
Paul Amodio, HB	
1953-55	Kitchener Waterloo (ORFU)
Dri Archer, RB	
2014-15	Pittsburgh (NFL)
Bill Asbury, RB	
1966	Atlanta (NFL)
1966-68	Pittsburgh (NFL)
Roy Attieh, DT	
2003	Pittsburgh (NFL)
Eugene Baker, WR	
1999-00	Atlanta (NFL)
2002	St. Louis (NFL)
2003	Berlin (NFL Europe)
2003-04	Carolina (NFL)
2006	Pittsburgh (NFL)
Chad Bandiera, OL	
2005	Arizona (NFL)
Joe Barbee, OT	
1960	Oakland (AFL)
Shawn Bayes, WR	
2009	Oakland (NFL)
2010	Hartford (UFL)
Brian Bell, TE	
2007	Washington (NFL)
Walt Bender, RB	
1984-86	Toronto (CFL)
1987-88	Saskatchewan (CFL)
Art Best, RB	
1976	Los Angeles (NFL)
1977-78	Chicago (NFL)
1980	New York (NFL)
Nico Bolden, DB	
2023	Carolina Panthers (NFL)
2024	St. Louis Battlehawks (UFL)
2025	Arlington Renegades (UFL)
Joshua Bostick, WR	
2003-04	Winnipeg (CFL)
2005	Wilks-Barre/Scranton (AFL)
Joshua Brazen, P	
2006	Buffalo (NFL)
Cedric Brown, DB	
1976	Oakland (NFL)
1977-84	Tampa Bay (NFL)
Maurice Clemmons, LB	
1983-86	New Jersey (USFL)
Jim Corrigan, DT	
1970-82	Toronto (CFL)
Keith Credit, WR	
1980-81	Montreal (CFL)
Joshua Cribbs, WR/KR	
2005-11	Cleveland (NFL)
2013	New York Jets (NFL)
2014	Indianapolis (NFL)
Dustin Crum, QB	
2022	Kansas City (NFL)
2022-pres.	Ottawa (CFL)
Jose Davis, QB	
2000-02	Winnipeg (CFL)
2003	Indiana (AFL)
2004-05	Colorado (AFL)

2006-07	Grand Rapids (AFL)
Nashville Dyer, CB	
2003	Pittsburgh (NFL)
2005	Amsterdam (NFL)
Julian Edelman, WR	
2009-2021.	New England (NFL)
Abram Elam, DB	
2005	Miami (NFL)
2006; 11	Dallas (NFL)
2007-08	New York Jets (NFL)
2009-10	Cleveland (NFL)
2012	Kansas City (NFL)
Lavell Ellis, DE	
1999	British Columbia (CFL)
Colin Ferrell, DL	
2008	Indianapolis (NFL)
Luke Floreia, WR	
2025-pres.	Cleveland (NFL)
Antonio Gates, TE *	
2003-18	San Diego (NFL)
Jason Gavadz, TE	
2000	Pittsburgh (NFL)
2000	Carolina (NFL)
2002	St. Louis (NFL)
2003-04	Montreal (CFL)
2005	British Columbia (CFL)
Dan Goodspeed, OL	
2001	Orlando (XFL)
2001	San Francisco (NFL)
2001-02	New York Jets (NFL)
2002-04	Tampa Bay (NFL)
2004	Washington (NFL)
2005-08	Winnipeg (CFL)
2010-12	Saskatchewan (CFL)
Charlie Grandjean, DB	
1983	Birmingham (USFL)
Pat Gucciardo, DB	
1966	New York Jets (AFL)
Bob Hallen, OL	
1998-01	Atlanta (NFL)
2002-03	San Diego (NFL)
2004	New England (NFL)
2004-05	San Diego (NFL)
2006	Cleveland Browns (NFL)
Andy Harmon, DL	
1991-97	Philadelphia (NFL)
Matt Harmon, DL	
2025-pres.	Minnesota (NFL)
Lou Harris, DB	
1968	Pittsburgh (NFL)
Mark Harris, DS	
2003-04	Rochester (AF2)
James Harrison, LB	
2002	Pittsburgh (NFL)
2003	Baltimore (NFL)
2004-12	Pittsburgh (NFL)
2013	Cincinnati (NFL)
2014-17	Pittsburgh (NFL)
2017	New England (NFL)
Bob Hein, C	
1947	Chicago (AAFC)
Nate Holley, DB/LB	
2018	Los Angeles Rams (NFL)
2019	Calgary (CFL)

GOLDEN FLASHES IN THE PROS

Nick Holley, RB	Rich Mostardio, DB	1982-83	Cincinnati (NFL)
2018	1960	1984-85	Denver (USFL)
Van Jakes, DB	1961	Jack Walker, Jr., WR/DB	
1983-84	Minnesota (NFL)	1998, 2000	Iowa (Arena)
1985	1962	2001	New York (Arena)
1987-88	Oakland (AFL)	2004	Carolina (Arena)
1989-90	Daniel Muir, DL	2004	Grand Rapids (Arena)
John Jewell, OG	2007	2004-07	Quad City (af2)
1983-86	2008-10	Ken Walter, P	
Juron Kelly, WR	Indianapolis (NFL)	1997-00	Carolina (NFL)
2004	2011	2001-03	New England (NFL)
Andre Kirkland, DB	St. Louis (NFL)	2004	Seattle (NFL)
2007	Rico Murray, DB	Henry Waszczuk, C	
Ishmaail Kitchen, DL	2009-11	1975-84	Hamilton (CFL)
2012	Cincinnati (NFL)	Terence Waugh, LB	
2012-15	Edmonton Eskimos (CFL)	2018	Arizona (NFL)
2015	2012	Bert Weidner, OL	
2016	Hamilton Tigercats (CFL)	1989-96	Miami (NFL)
2016	2017	Tony Wells, WR/DB	
2016	Ottawa (CFL)	1993	Albany (Arena)
Josh Kline, OL	Najee Murray, DB	1993-94	Cleveland (Arena)
2013-15	2018	1995	Miami (Arena)
2016-18	Montreal (CFL)	1996-98	Florida (Arena)
2019	Roosevelt Nix, DL/FB	Eric Wilkerson, RB	
Jameson Konz, HB	2015-2019	1989	Pittsburgh (NFL)
2010-2011	Pittsburgh (NFL)	1990	Detroit (NFL)
Brian Lainhart, S	Don Nottingham, RB	1991-92	NY-NJ (WLAFL)
2012	1971-73	1993	Cleveland (Arena)
Jack Lambert, LB	Baltimore (NFL)	Jack Williams, DB	
1974-84	Miami (NFL)	2008	Denver (NFL)
Kris Leach, TE	Luke Owens, OT	2009-10	Detroit (NFL)
2023	1957	Brian Winters, OL	
Lonnie Maich, DE	Baltimore (NFL)	2013-pres.	NY Jets (NFL)
1968-70	St. Louis (NFL)	Usama Young, DB	
Eric Mahl, LB	Kesley Perrin, DB	2007-10	New Orleans (NFL)
2005	1997	2011-13	Cleveland (NFL)
2005	Winnipeg (CFL)	2014	Oakland (NFL)
John Mandarich, OG	Casey Pierce, TE	Rich Yurkiewicz, LB	
1984-88	2015	1995	Cincinnati (NFL)
1989-90	Detroit (NFL)	1997	Amsterdam (NFL)
Tony Martino, P	2016	Steve Zahursky, OL	
1988-91	Green Bay (NFL)	1998	Jacksonville (NFL)
1992-01	Marvin Pierre, LB	1999-02	Cleveland (NFL)
2002	2023	Mike Zele, DT	
John Massimiani, LB	Arizona (NFL)	1979-83	Atlanta (NFL)
1991	2023	* Basketball letterwinner at Kent State	
Mike McGruder, DB	Green Bay (NFL)		
1987-88	2025		
1989	Winnipeg (CFL)		
1990-92	Josh Pleasant		
1993-94	2013		
1995	Chicago (AFL)		
1996-97	Larry Poole, RB		
Mike McKibben, LB	1975-77		
1979-82	Cleveland (NFL)		
1983	1978		
1984	Houston (NFL)		
1985	Abdul Salaam (nee Larry Faulk), DT		
Jay McNeil, OL	1976-83		
1994-07	New York Jets (NFL)		
John Michaluk, LB	O.J. Santiago, TE		
1966-69	1997-99		
Pete Mikolajewski, QB	Atlanta (NFL)		
1969	Cleveland (NFL)		
D.J. Miller Jr., DB	2000-02		
2024	Oakland (NFL)		
2025	2003		
2025	Denver (NFL)		
	2004		
	Denver (NFL)		
	Wayne Shaw, DB		
	1999-01		
	Toronto (CFL)		
	2002-03		
	Montreal (CFL)		
	2004-07		
	Hamilton (CFL)		
	2007-08		
	Toronto (CFL)		
	Monte' Simmons, DB		
	2011		
	Philadelphia (NFL)		
	Sam Sopp, DB		
	1983		
	New Jersey (USFL)		
	1984		
	Pittsburgh (USFL)		
	Roger Terry, FB/LB		
	1999-00		
	Florida Bobcats (Arena)		
	2002-04		
	Columbus (af2)		
	2005-06		
	South Georgia (af2)		
	Gerald Tinker, WR		
	1974-75		
	Atlanta (NFL)		
	1975		
	Green Bay (NFL)		
	Victor Vrabel, OL/DL		
	2003		
	Cincinnati (af2)		
	2004		
	Louisville (af2)		
	Ray Wagner, OT		