

# KENT STATE MEDIA RELATIONS

Women's Basketball Contact: Jay Fiorello  
jfiorel2@kent.edu  
Office: 330-672-8420 • Cell: 330-209-9333

## 2020-21 SCHEDULE

### DECEMBER (3-2)

2-Wed	@ #19 Ohio State	L, 47-103
9-Wed	@ Saint Francis (Pa.)	L, 64-67
11-Sat	<b>OHIO*</b>	<b>W, 84-80</b>
13-Sun	@ Toledo*	W, 61-57
21-Mon	<b>DUQUESNE</b>	<b>W, 73-66</b>

### JANUARY (2-0)

2-Sat	@ Eastern Michigan*	W, 67-61
9-Sat	<b>BALL STATE*</b>	<b>W, 70-61</b>
13-Wed	@ Akron*	Canceled
16-Sat	<b>WESTERN MICHIGAN*</b>	<b>Canceled</b>
27-Wed	@ Buffalo*	Canceled
30-Sat	<b>EASTERN MICHIGAN*</b>	<b>Canceled</b>

### FEBRUARY (5-5)

3-Wed	@ Ohio*	L, 70-85
6-Sat	<b>MIAMI*</b>	<b>W, 71-69</b>
8-Mon	<b>TOLEDO*</b>	<b>W, 93-87 (ot)</b>
10-Wed	<b>BOWLING GREEN*</b>	<b>L, 79-80 (ot)</b>
13-Sat	@ Central Michigan*	L, 71-84
17-Wed	@ Western Michigan*	L, 58-71
20-Sat	@ Northern Illinois*	W, 69-65
21-Sun	@ Northern Illinois*	W, 73-58
24-Wed	<b>BUFFALO*</b>	<b>W, 65-62</b>
27-Sat	@ Miami*	L, 58-61

### MARCH (1-1)

3-Wed	@ Bowling Green*	L, 65-82
6-Sat	<b>AKRON*</b>	<b>W, 64-58</b>
10-Wed	vs. Buffalo <sup>§</sup>	1:30 p.m.
12-Fri	Semifinals <sup>§</sup>	10:00 a.m.
13-Sat	Championship <sup>§</sup>	11:00 a.m.

### Home Games in BOLD CAPS

Times are ET

\* Mid-American Conference game

§ MAC Tournament game

## 2020-21 KENT STATE WOMEN'S BASKETBALL

GAME #20 \_\_\_\_\_ ROCKET MORTGAGE FIELDHOUSE  
MARCH 10, 2021 \_\_\_\_\_ CLEVELAND, OHIO



#5 KENT STATE  
(11-8, 10-6 MAC)  
VS  
#4 BUFFALO  
(14-8, 11-6 MAC)



HOME: 7-1      AWAY: 4-7      NEUT: 0-0      STREAK: W1

### THE GAME

For the fourth consecutive year, Kent State will play Buffalo in the quarterfinals of the Mid-American Conference Women's Basketball Tournament at Rocket Mortgage FieldHouse in Cleveland.

The Golden Flashes were finally able to get past the Bulls a year ago, earning a 72-66 victory on March 11, 2020. Unfortunately, that would be the final game of the tournament, as the event was canceled the following morning with Kent State the highest seed remaining in the field.

It took nearly a year for the teams to meet again, and this will be the second matchup in the past two weeks. The Flashes scored the final four points of that game on February 24 to earn a 65-62 victory inside of the M.A.C. Center. Kent State limited Buffalo to just one three-point field goal and it's lowest scoring performance during the conference season.

Four players are averaging more than 10.0 points per game against conference opponents. **Nila Blackford** is one of three MAC players averaging a double-double with team-best marks of 15.6 ppg and 10.2 rpg. **Katie Shumate** (12.2 ppg) has scored at least 10 points in eight of her last nine games. **Lindsey Thall** adds 10.9 ppg and is the top shot blocker (1.5 bpg) in the MAC for the third year in a row while averaging a career-best 5.3 rpg. **Clare Kelly** (9.8 ppg) has averaged 11.0 points per game since moving into the starting lineup after the New Year. **Mariah Modkins** (6.8 ppg) leads the Flashes with 2.8 apg. **Casey Santoro** adds 7.1 ppg off the bench.

The Bulls won three of their final four games during the regular season, with the lone loss against the Golden Flashes. Buffalo went on the road and completed the season sweep of regular season champion Bowling Green with a 69-68 overtime win on Saturday. The Bulls are an elite rebounding team, ranking 12th in the country in offensive rebounds per game (16.0) and 15th in total rebounds per game (43.3).

Dyaisha Fair pours in 24.1 ppg, which ranks sixth in the nation, and also ranks in the top-30 in three-point field goals (55), assists per game (5.2) and steals per game (2.8). Cheyenne McEvans adds 11.1 ppg. Summer Hemphill (8.6 ppg), a Second Team All-MAC performer in 2019, had 10 points in the Bulls' final two games. Keowa Walters (6.4 ppg, 5.8 rpg), Loren Christie (3.5 ppg, 5.1 rpg), Zena Elias (1.8 ppg, 4.8 rpg), Adebola Adeyeye (4.9 ppg, 4.4 rpg) and Elea Gaba (7.4 ppg, 4.1 rpg) provide the Bulls with depth in the frontcourt.

### BROADCAST INFO

ESPN+ (Dave Bacon and Jacki Windon) / Kent State Radio Network (Dave Wilson)

### NEXT UP FOR KENT STATE

With a win, the Golden Flashes advance to the semifinals on Friday, March 12 against the winner of the quarterfinal between No. 1 seed Bowling Green and No. 8 seed Eastern Michigan.

### PROBABALE STARTERS

G #5	Mariah Modkins	Jr.	5-1	Solon, Ohio / Solon	6.8 ppg	2.8 apg	Averages team-high 2.8 assists per game
G #20	Clare Kelly	So.	5-8	Olmsted Falls, Ohio / Olmsted Falls	9.4 ppg	3.1 rpg	Scored career-high 27 points vs. Toledo (2/8)
G #14	Katie Shumate	So.	5-11	Newark, Ohio / Newark	12.2 ppg	3.9 rpg	Season-high 23 points at Ohio (2/3)
F #4	Nila Blackford	So.	6-2	Louisville, Ky. / Dupont Manual	15.6 ppg	10.2 rpg	1 of 3 MAC players averaging a double-double
F #44	Lindsey Thall	Jr.	6-2	Strongsville, Ohio / Strongsville	10.9 ppg	5.3 rpg	MAC's top shot blocker for third season in a row

### RESERVES

G #0	Casey Santoro	Fr.	5-4	Bellevue, Ohio / Bellevue	7.1 ppg	2.2 apg	Career-high 16 points last Wednesday at BG (3/3)
G #32	Hannah Young	Jr.	5-10	Forest, Va. / Brookville	3.9 ppg	3.7 rpg	Career-high 15 rebounds Saturday vs. Akron (3/6)
C #23	Lexi Jackson	Fr.	6-4	Monroeville, Pa. / Gateway	2.2 ppg	2.7 rpg	Career-high 10 points Wednesday at BG (3/3)
C #12	Linsey Marchese	R-Jr.	6-4	Dacula, Ga. / Indiana	1.9 ppg	2.2 rpg	Season-high 10 points at Eastern Michigan (1/2)
F #2	Annie Pavlansky	Jr.	6-0	Cortland, Ohio / Lakeview	1.3 ppg	0.9 rpg	Career-high 2 3FGM Wednesday at BG (3/3)
F #25	Monique Smith	Sr.	5-11	San Diego, Calif. / Serra	0.4 ppg	1.4 rpg	Career-high 6 rebounds vs. Bowling Green (2/10)
G #40	Margaux Eibel	Sr.	5-11	Carlsbad, Calif. / La Costa Canyon	0.2 ppg	0.6 rpg	Career-high 2 steals Wednesday at BG (3/3)
G #3	Ali DiGiulio	Sr.	5-4	Clarence, N.Y. / Clarence	0.0 ppg	0.0 rpg	Brother, Mike, is also a walk-on for KSU men's basketball

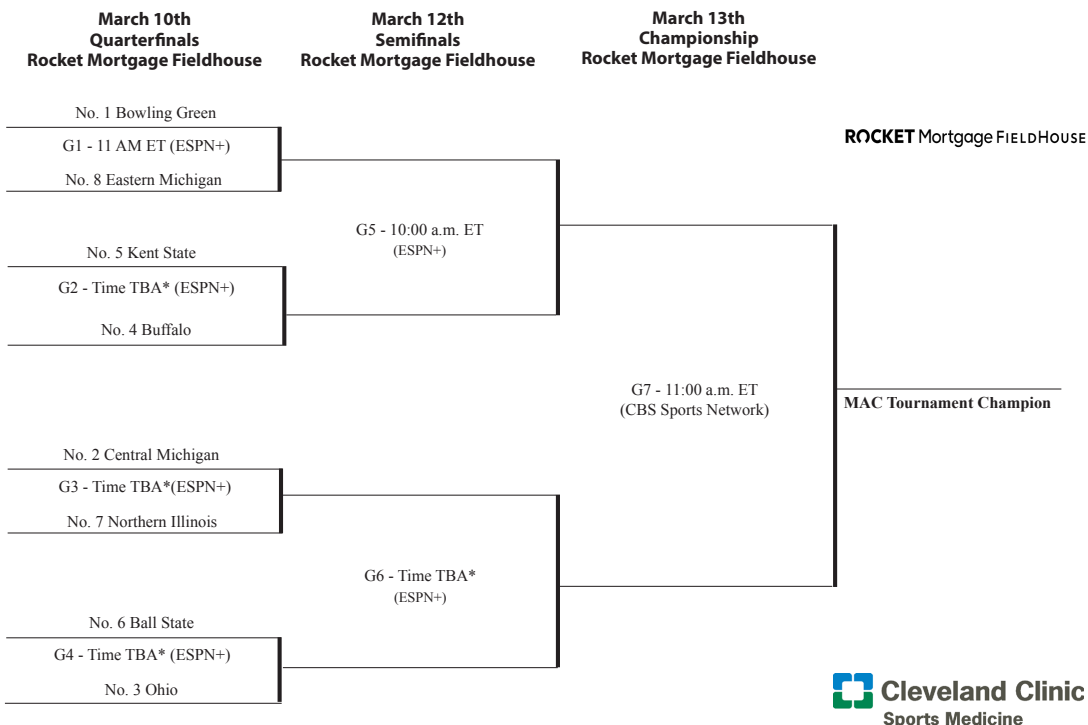
**Head Coach:** Todd Starkey (fifth season) **Associate Head Coach:** Fran Recchia (fifth season) **Assistant Coaches:** Mike McKee (fourth season), Alexa Golden (first season); **Graduate Assistant:** Dajah Logan (first season) **Sports Performance Coach:** Brice Cox (third season)



# 2021 MAC WOMEN'S BASKETBALL TOURNAMENT

March 10-13

Rocket Mortgage Fieldhouse • Cleveland, Ohio



\*Minimum 30 minutes between completion of prior game in the session

## MAC Women's Basketball Tournament Schedule



Wednesday, March 10th, 2021

### Quarterfinals

- Game 1:** No. 1 Bowling Green vs. No. 8 Eastern Michigan, 11 a.m. ET %
- Game 2:** No. 4 Buffalo vs. No. 5 Kent State, Time TBA\* %
- Game 3:** No. 2 Central Michigan vs. No. 7 Northern Illinois, Time TBA %
- Game 4:** No. 3 Ohio vs. No. 6 Ball State, Time TBA\* %

Friday, March 12th, 2021

### Semifinals

- Game 5:** Game 1 Winner vs. Game 2 Winner, 10:00 a.m. ET%
- Game 6:** Game 3 Winner vs. Game 4 Winner, Time TBA\* %

Saturday, March 13th, 2021

### MAC Championship

- Game 7:** Game 5 Winner vs. Game 6 Winner  
11:00 AM ET (CBS Sports Network)#

# CBS Sports Network | % ESPN+

\*Minimum 30 minutes between completion of prior game in the session

## KENT STATE IN THE MAC TOURNAMENT

- Kent State is making its 34th appearance in the MAC Tournament and has a 35-29 record in tournament play.
- The Golden Flashes have advanced to the quarterfinals in Cleveland for the fifth year in a row.
- Kent State has advanced to the semifinals 18 times, registering a 12-5 record in those contests (2020 game was not played after tournament was canceled due to COVID-19 pandemic).
- The Flashes have won three MAC Tournament titles (1998, 2000, 2002).
- Kent State appeared in the championship game seven straight years from 1996-2002 and has played for the title 12 times overall.
- During that seven-year stretch, the Flashes owned an 18-4 MAC Tournament record.

## MAC TOURNAMENT HISTORY VS. BUFFALO

- Kent State is 3-3 all-time vs. Buffalo in MAC Tournament play, with all six being quarterfinal matchups.
- The Golden Flashes won the first two postseason meetings between the teams, knocking the Bulls out of the tournament in both 1999 (84-48) and 2000 (71-68).
- Buffalo earned its first victory, 66-54, in 2009.
- The Bulls have eliminated Kent State in 2018 and 2019 by an average margin of 27.5 points.
- Last season, the Flashes defeated UB, 72-66, in the final game that was played at the tournament.

## MAC TOURNAMENT RECORDS

Year	Seed	Opponent (Seed)	Round	W/L	Score	Location
1982	4	Bowling Green	Quarterfinal	W	70-68	Muncie, Ind.
	4	Miami	Semifinal	L	70-77	Muncie, Ind.
	4	Eastern Michigan	Consolation	W	75-74 (ot)	Muncie, Ind.
1983		Did Not Qualify				
1984		Did Not Qualify				
1985		Did Not Qualify				
1986		Did Not Qualify				
1987	4	Bowling Green	Semifinal	L	66-71	Toledo, Ohio
1988	6	Miami	First Round	L	73-80	Oxford, Ohio
1989		Did Not Qualify				
1990		Did Not Qualify				
1991	4	Miami	First Round	W	79-72	Kent, Ohio
	4	Toledo	Semifinal	L	73-90	Detroit, Mich.
1992	3	Eastern Michigan	Quarterfinal	W	86-75	Kent, Ohio
	3	Bowling Green	Semifinal	W	106-103 (2ot)	Detroit, Mich.
	3	Toledo	Championship	L	57-78	Detroit, Mich.
1993	3	Central Michigan	Quarterfinal	W	71-57	Kent, Ohio
	3	Miami	Semifinal	W	79-69	Columbus, Ohio
	3	Bowling Green	Championship	L	68-96	Columbus, Ohio
1994	4	Miami	Quarterfinal	W	74-65	Kent, Ohio
	4	Bowling Green	Semifinal	L	61-70	Bowling Green, Ohio
1995	5	Miami	Quarterfinal	L	71-77	Oxford, Ohio
1996	1	Ball State	Quarterfinal	W	87-61	Kent, Ohio
	1	Ohio	Semifinal	W	88-57	Toledo, Ohio
	1	Toledo	Championship	L	66-73	Toledo, Ohio
1997	2	Central Michigan	Quarterfinal	W	106-63	Kent, Ohio
	2	Miami	Semifinal	W	90-80	Toledo, Ohio
	2	Toledo	Championship	L	64-88	Toledo, Ohio
1998	1	Ball State	Quarterfinal	W	111-73	Kent, Ohio
	1	Ohio	Semifinal	W	80-65	Toledo, Ohio
	1	<b>Toledo</b>	<b>Championship</b>	<b>W</b>	<b>64-56</b>	<b>Toledo, Ohio</b>
1999	2	Buffalo	Quarterfinal	W	84-48	Kent, Ohio
	2	Western Michigan	Semifinal	W	60-50	Toledo, Ohio
	2	Toledo	Championship	L	50-65	Toledo, Ohio
2000	1	Buffalo	Quarterfinal	W	71-68	Cleveland, Ohio
	1	Eastern Michigan	Semifinal	W	96-94 (2ot)	Cleveland, Ohio
	1	<b>Toledo</b>	<b>Championship</b>	<b>W</b>	<b>71-60</b>	<b>Cleveland, Ohio</b>
2001	2	Ohio	Quarterfinal	W	85-78	Cleveland, Ohio
	2	Miami	Semifinal	W	85-70	Cleveland, Ohio
	2	Toledo	Championship	L	65-75 (ot)	Cleveland, Ohio
2002	1	Ohio	Quarterfinal	W	83-63	Cleveland, Ohio
	1	Miami	Semifinal	W	74-50	Cleveland, Ohio
	1	<b>Ball State</b>	<b>Championship</b>	<b>W</b>	<b>73-59</b>	<b>Cleveland, Ohio</b>
2003	5	Ohio	Quarterfinal	W	83-60	Kent, Ohio
	5	Western Michigan	Semifinal	L	72-87	Cleveland, Ohio
2004	3	Marshall	Quarterfinal	L	58-64	Cleveland, Ohio
2005	2	Ohio	First Round	W	93-74	Cleveland, Ohio
	2	Marshall	Quarterfinal	W	73-57	Cleveland, Ohio
	2	Bowling Green	Championship	L	75-81	Cleveland, Ohio
2006	2E	Ball State	Quarterfinal	W	69-52	Cleveland, Ohio
	2E	Eastern Michigan	Semifinal	W	70-56	Cleveland, Ohio
	2E	Bowling Green	Championship	L	39-64	Cleveland, Ohio
2007	2E	Northern Illinois	Quarterfinal	L	68-72	Cleveland, Ohio
2008	5E	Northern Illinois	Quarterfinal	W	75-67	Cleveland, Ohio
	5E	Bowling Green	Semifinal	L	57-85	Cleveland, Ohio
2009	2E	Buffalo	Quarterfinal	L	54-66	Cleveland, Ohio
2010	3	Central Michigan	Quarterfinal	W	68-55	Cleveland, Ohio
	3	Toledo	Semifinal	L	49-51	Cleveland, Ohio
2011	4	Eastern Michigan	Quarterfinal	L	65-69	Cleveland, Ohio
2012	9	Ohio	Quarterfinal	L	40-58	Athens, Ohio
2013	12	Bowling Green	First Round	L	35-76	Bowling Green, Ohio
2014	12	Ball State	First Round	L	38-73	Muncie, Ind.
2015	11	Eastern Michigan	First Round	L	52-70	Ypsilanti, Mich.
2016	11	Eastern Michigan	First Round	L	60-73	Ypsilanti, Mich.
2017	3	Toledo	Quarterfinal	L	63-67	Cleveland, Ohio
2018	10	Toledo	First Round	W	80-76 (ot)	Toledo, Ohio
	10	Buffalo	Quarterfinal	L	50-72	Cleveland, Ohio
2019	5	Bowling Green	First Round	W	86-62	Kent, Ohio
	5	Buffalo	Quarterfinal	L	52-85	Cleveland, Ohio
2020	3	Buffalo	Quarterfinal	W	72-66	Cleveland, Ohio

All-time Record: 35-29 (.547)  
Championship Game Appearances: 12

Semifinal Appearances: 18  
Championships: 3

## MAC TOURNAMENT OPPONENTS

BALL STATE (4-1)					MIAMI (6-3)				
03.05.96	H	W	87-61	QTR	02.20.82	M	L	40-42	SEMI
02.27.98	H	W	111-73	QTR	03.08.88	A	L	73-80	FIRST
03.09.02	C	W	73-59	SEMI	03.05.91	H	W	79-72	FIRST
03.08.06	C	W	69-52	QTR	03.12.93	Co	W	79-69	SEMI
03.10.14	A	L	38-73	FIRST	03.08.94	H	W	74-65	QTR
					03.07.95	A	L	71-77	QTR
					03.06.97	T	W	90-80	SEMI
					03.09.01	C	W	85-70	SEMI
					03.08.02	C	W	74-50	SEMI
BOWLING GREEN (3-7)					NORTHERN ILLINOIS (1-1)				
02.19.82	M	W	70-68	QTR	03.06.07	C	L	68-72	QTR
03.02.87	T	L	66-71	SEMI	03.10.08	C	W	75-67	QTR
03.13.92	D	W	106-103 (20T)	SEMI					
03.13.93	Co	L	68-96	CHAMP	OHIO (6-1)				
03.11.94	A	L	61-70	SEMI	03.07.96	T	W	88-57	SEMI
03.12.05	C	L	75-81	CHAMP	03.01.98	T	W	80-65	SEMI
03.10.06	C	L	39-64	CHAMP	03.06.01	C	W	85-78	QTR
03.11.08	C	L	57-85	SEMI	03.06.02	C	W	83-63	QTR
03.09.13	A	L	35-76	FIRST	03.08.03	H	W	83-60	QTR
03.11.19	H	W	86-62	FIRST	03.09.05	C	W	93-74	FIRST
					03.03.12	A	L	40-58	FIRST
BUFFALO (3-3)					TOLEDO (3-8)				
02.26.99	H	W	84-48	QTR	03.07.91	D	L	73-90	SEMI
03.02.00	C	W	71-68	QTR	03.14.92	D	L	57-78	CHAMP
03.13.09	C	L	54-66	QTR	03.08.96	T	L	66-73	CHAMP
03.07.18	C	L	50-72	QTR	03.07.97	T	L	64-88	CHAMP
03.13.19	C	L	52-85	QTR	03.02.98	T	W	64-56	CHAMP
03.11.20	C	W	72-66	QTR	03.01.99	T	L	50-65	CHAMP
					03.04.00	C	W	71-60	CHAMP
CENTRAL MICHIGAN (3-0)					03.10.01	C	L	65-75 (OT)	CHAMP
03.09.93	H	W	71-57	QTR	03.12.10	C	L	49-51	SEMI
03.04.97	H	W	106-63	QTR	03.08.17	C	L	63-67	QTR
03.10.10	C	W	68-55	QTR	03.05.18	A	W	80-76 (OT)	FIRST
					WESTERN MICHIGAN (1-1)				
EASTERN MICHIGAN (4-3)					02.28.99	T	W	60-50	SEMI
02.21.82	M	W	67-58	CON	03.12.03	C	L	72-87	SEMI
03.10.92	H	W	86-75	QTR					
03.03.00	C	W	96-94 (20T)	SEMI					
03.09.06	C	W	70-56	SEMI					
03.09.11	C	L	65-69	QTR					
03.09.15	A	L	52-70	FIRST					
03.07.16	A	L	60-73	FIRST					
MARSHALL (1-1)									
03.10.04	C	L	58-64	QTR					
03.11.05	C	W	73-57	QTR					
LOCATION KEY									
H - Home					D - Detroit, Mich.				
A - Away					M - Muncie, Ind.				
C - Cleveland, Ohio					T - Toledo, Ohio				
Co - Columbus, Ohio									

KENT STATE MAC ALL-TOURNAMENT TEAM	
Player	Year(s)
Judi Dum	1987
Ann Forbes	1992
Tracey Lynn	1993, 1994
Amy Sherry	1996
Carrie Templin	1996
Billie-Jean Goldman-Smith	1997
Dawn Zerman	1998 (MVP), 1999, 2000
Julie Studer	2000 (MVP), 2001
Alana Bader	2000
Carrie Nance	2001
Andrea Csaszar	2002 (MVP)
Katie Miller	2002
Valerie Zona	2002
Lindsay Shearer	2005, 2006
Melissa DeGrate	2005
Jamilah Humes	2010

# MAC TOURNAMENT EXPERIENCE

## #2 ANNIE PAVLANSKY

Opponent	Date	GS	TOTAL			3-PTS			REBOUNDS											PF	FO	A	TO	Blk	Stl	Pts	Avg
			Min	FG	FGA	Pct	3FG	FGA	Pct	FT	FTA	Pct	Off	Def	Tot	Avg											
Bowling Green	03/11/19	0+	0	0	-	0	0	-	0	0	-	0	0	0	0.0	0	0	0	0	0	0	0	0	0	0	0	0.0
vs. Buffalo	03/13/19		2	0	2	.000	0	0	-	0	0	-	0	0	0	0.0	0	0	0	0	0	0	0	0	0	0	0.0
Career (2 games)			2	0	2	.000	0	0	-	0	0	-	0	0	0	0.0	0	0	0	0	0	0	0	0	0	0	0.0

## #4 NILA BLACKFORD

Opponent	Date	GS	TOTAL			3-PTS			REBOUNDS											PF	FO	A	TO	Blk	Stl	Pts	Avg
			Min	FG	FGA	Pct	3FG	FGA	Pct	FT	FTA	Pct	Off	Def	Tot	Avg											
Buffalo	03/11/20	*	36	5	10	.500	0	0	-	4	4	1.000	5	8	13	13.0	2	0	0	3	1	0	14	14.0			
Career (1 game)			36	5	10	.500	0	1	-	4	4	1.000	5	8	13	13.0	12	0	0	3	1	0	14	14.0			

## #5 MARIAH MODKINS

Opponent	Date	GS	TOTAL			3-PTS			REBOUNDS											PF	FO	A	TO	Blk	Stl	Pts	Avg
			Min	FG	FGA	Pct	3FG	FGA	Pct	FT	FTA	Pct	Off	Def	Tot	Avg											
Bowling Green	03/11/19		11	0	1	.000	0	1	.000	0	0	-	0	0	0	-	1	0	1	3	0	0	0	0	0	-	
vs. Buffalo	03/13/19		9	0	3	.000	0	1	.000	0	0	-	0	0	0	0.0	1	0	1	3	0	0	0	0	0.0		
Buffalo	03/11/20	*	18	2	4	.500	2	4	.500	0	0	-	1	1	2	2.0	1	0	0	0	0	0	0	6	6.0		
Career (3 games)			38	2	8	.250	2	6	.333	0	0	-	1	1	2	0.7	2	0	1	3	0	0	0	6	2.0		

## #14 KATIE SHUMATE

Opponent	Date	GS	TOTAL			3-PTS			REBOUNDS											PF	FO	A	TO	Blk	Stl	Pts	Avg
			Min	FG	FGA	Pct	3FG	FGA	Pct	FT	FTA	Pct	Off	Def	Tot	Avg											
Buffalo	03/11/20	*	36	3	11	.273	1	3	.333	5	6	.833	1	7	8	8.0	2	0	1	1	1	1	12	12.0			
Career (1 game)			36	3	11	.273	1	3	.333	5	6	.833	1	7	8	8.0	2	0	1	1	1	1	12	12.0			

## #20 CLARE KELLY

Opponent	Date	TOTAL			3-PTS			REBOUNDS											PF	FO	A	TO	Blk	Stl	Pts	Avg
		GS	Min	FG FGA Pct	3FG FGA Pct	FT FTA Pct	Off	Def	Tot	Avg																
Buffalo	03/11/20	6	1	2 .500	0	1 .000	0	0	-	2	0	2	2.0	0	0	0	0	0	0	2	2.0					
Career (1 game)		6	1	2 .500	0	1 .000	0	0	-	2	0	2	2.0	0	0	0	0	0	0	2	2.0					

## #25 MONIQUE SMITH

Opponent	Date	TOTAL			3-PTS			REBOUNDS											PF	FO	A	TO	Blk	Stl	Pts	Avg		
		GS	Min	FG FGA Pct	3FG FGA Pct	FT FTA Pct	Off	Def	Tot	Avg																		
at Toledo	03/05/18	3	0	0	-	0	0	-	0	0	-	0	1	1	-	0	0	0	0	0	0	0	0	0	0	0	0	0
vs. Buffalo	03/07/18	6	1	3	.333	0	0	-	0	0	-	1	0	1	1.0	2	0	0	0	0	0	0	0	2	1.0	0	0	0
Bowling Green	03/11/19	1	1	1	1.000	0	0	-	0	0	-	0	0	0	-	0	0	0	0	0	0	0	0	2	-	0	0	0
vs. Buffalo	03/13/19	3	0	0	-	0	0	-	1	2	.500	0	0	0	0.0	0	0	0	0	0	0	0	0	1	1.5	0	0	0
Career (4 games)		13	1	4	.250	0	0	-	1	2	.500	1	1	2	0.5	2	0	0	0	0	0	0	0	5	1.3	0	0	0

## #32 HANNAH YOUNG

Opponent	Date	GS	TOTAL			3-PTS			REBOUNDS											PF	FO	A	TO	Blk	Stl	Pts	Avg
			Min	FG	FGA	Pct	3FG	FGA	Pct	FT	FTA	Pct	Off	Def	Tot	Avg											
Bowling Green	03/11/19		7	1	2	.500	0	0	-	0	0	-	0	0	0	-	1	0	0	0	0	0	2	-			
vs. Buffalo	03/13/19		11	2	3	.667	2	2	1.000	1	2	.500	0	1	1	0.5	2	0	0	0	0	0	7	4.5			
Buffalo	03/11/20		10	0	1	.000	0	0	-	0	0	-	0	1	1	1.0	2	0	0	0	0	1	0	0.0			
Career (3 games)			28	3	6	.333	2	2	1.000	1	2	.500	0	2	2	0.7	5	0	0	0	0	1	9	3.0			

## #40 MARGAUX EIBEL

Opponent	Date	GS	TOTAL			3-PTS			REBOUNDS											PF	FO	A	TO	Blk	Stl	Pts	Avg
			Min	FG	FGA	Pct	3FG	FGA	Pct	FT	FTA	Pct	Off	Def	Tot	Avg											
vs. Buffalo	03/07/18		1	0	0	-	0	0	-	0	0	-	0	0	0	0.0	0	0	0	0	0	0	0	0	0	0	0.0
vs. Buffalo	03/13/19		1	0	0	-	0	0	-	0	0	-	0	0	0	0.0	0	0	0	0	0	0	0	0	0	0	0.0
Career (2 games)			2	0	0	-	0	0	-	0	0	-	0	0	0	0.0	0	0	0	0	0	0	0	0	0	0	0.0

## #44 LINDSEY THALL

Opponent	Date	GS	TOTAL			3-PTS			REBOUNDS											PF	FO	A	TO	Blk	Stl	Pts	Avg
			Min	FG	FGA	Pct	3FG	FGA	Pct	FT	FTA	Pct	Off	Def	Tot	Avg											
Bowling Green	03/11/19 *		27	4	9	.444	3	5	.600	0	0	-	0	6	6	-	3	0	1	2	3	1	11	-	-	-	-
vs. Buffalo	03/13/19 *		36	5	14	.357	2	8	.250	0	0	-	1	1	2	4.0	2	0	1	2	1	0	12	11.5	-	-	-
Buffalo	03/11/20 *		38	3	8	.375	1	5	.200	1	2	.500	1	2	3	3.0	4	0	3	2	0	0	8	8.0	-	-	-
Career (3 games)			101	12	31	.387	6	18	.333	1	2	.500	2	9	11	3.7	9	0	5	6	4	1	31	10.3	-	-	-

# MAC TOURNAMENT CAREER-HIGHS

## 4 • NILA BLACKFORD

Points	14	vs. Buffalo	03/11/20
Rebounds	13	vs. Buffalo	03/11/20
Blocks	1	vs. Buffalo	03/11/20

## 5 • MARIAH MODKINS

Points	6	vs. Buffalo	03/11/20
Rebounds	2	vs. Buffalo	03/11/20
Assists	1	vs. Buffalo	03/13/19

## 14 • KATIE SHUMATE

Points	12	vs. Buffalo	03/11/20
Rebounds	8	vs. Buffalo	03/11/20
Assists	1	vs. Buffalo	03/11/20
Steals	1	vs. Buffalo	03/11/20
Blocks	1	vs. Buffalo	03/11/20

## 20 • CLARE KELLY

Points	2	vs. Buffalo	03/11/20
Rebounds	2	vs. Buffalo	03/11/20

## 25 • MONIQUE SMITH

Points	2, (2x)	last, Bowling Green	03/11/19
Rebounds	1 (2x)	last, vs. Buffalo	03/07/18

## 32 • HANNAH YOUNG

Points	7	vs. Buffalo	03/13/19
Rebounds	1(2x)	last, vs. Buffalo	03/11/20
Steals	1	vs. Buffalo	03/11/20

## 44 • LINDSEY THALL

Points	12	vs. Buffalo	03/13/19
Rebounds	6	Bowling Green	03/11/19
Assists	3	Buffalo	03/11/20
Steals	1	Bowling Green	03/11/19
Blocks	3	Bowling Green	03/11/19



## SOCIAL MEDIA

### FOLLOW KENT STATE ON TWITTER

Kent State Athletics  
@KentStAthletics  
Kent State Women's Basketball  
@KentStateWBB  
Mid-American Conference  
@MACSports



## QUICK FACTS

### SCHOOL INFORMATION

Location ..... Kent, Ohio 44242-0001  
Founded ..... 1910  
Enrollment ..... 38,323 (all campuses)  
Nickname ..... Golden Flashes  
School Colors ..... Navy Blue and Gold  
Affiliation ..... NCAA Division I  
Conference ..... Mid-American (East Div.)  
Home venue ..... M.A.C. Center  
Year Built/Capacity ..... 1950/6,327  
Press Row Phone ..... 330-672-9411  
President ..... Todd Diacon  
Director of Athletics ..... Joel Nielsen  
Faculty Representative ..... Dr. Kathryn A. Wilson  
Ticket Office Phone ..... 330-672-2244

### COACHING STAFF

Head Coach ..... Todd Starkey  
Alma Mater ..... Montreat '93  
Years at Kent State/Record ..... Five/82-64  
Overall Head Coaching Record ..... 247-159  
Associate Head Coach ..... Fran Recchia  
Alma Mater ..... Virginia Tech '04  
Assistant Coach ..... Mike McKee  
Alma Mater ..... Kent State '10  
Assistant Coach ..... Alexa Golden  
Alma Mater ..... Kent State '17  
Graduate Assistant ..... Dajah Logan  
Athletic Trainer ..... Nate Doles  
Basketball Office Phone ..... 330-672-8437

### TEAM INFORMATION

2019-20 Overall Record ..... 19-13  
2019-20 MAC Record/Finish ..... 11-7/T-1st East  
Letterwinners Returning/Lost ..... 9/4  
Starters Returning/Lost ..... 4/1

### PROGRAM HISTORY

First Year of Basketball ..... 1975-76  
All-Time Record ..... 703-601 (.537)  
All-Time MAC Record ..... 367-302 (.545)  
MAC Regular Season Championships ..... 8 (2003)  
All-Time MAC Tournament Record ..... 35-29  
MAC Tournament Championships ..... 3/2002  
MAC Winning Seasons ..... 21  
NCAA Tournament Appearances ..... 5 (2002)  
NCAA Tournament Record ..... 1-5  
WNIT Appearances ..... 5 (2019)  
WNIT Record ..... 1-5  
All-time Post Season Appearances ..... 10  
Consecutive 20+ Win Seasons ..... 7 (1995-2002)

### KENT STATE, PLEASE...

Kent State University respectfully requests that the institution and its intercollegiate athletics teams be referred to as "Kent State" or "KSU" in shortened reference, as opposed to "Kent." Thank you.

## COLLEGEINSIDER.COM MID-MAJOR POLL (MARCH 2)

	Record	Pts	Prev.
1. South Dakota State (26)	20-2	769	1
2. Missouri State (1)	19-2	735	2
3. Gonzaga (2)	20-3	714	3
4. FGCU (2)	21-2	687	5
5. South Dakota	17-4	642	6
6. Stephen F. Austin	20-2	606	7
7. BYU	16-4	567	4
8. Cal Baptist	20-0	529	8
9. UT Martin	16-4	499	9
10. IUPUI	13-4	462	11
11. UC Davis	8-1	443	12
12. Maine	16-2	442	10
13. Bowling Green	17-4	379	13
14. Idaho State	17-3	334	15
15. Bucknell	8-0	306	14
16. Marist	14-2	278	16
17. Belmont	17-5	248	19
18. Ohio	12-7	246	18
19. Delaware	19-3	244	20
20. Liberty	17-5	148	24
21. Illinois State	12-6	122	23
22. Central Michigan	13-8	111	17
23. Drake	13-10	93	NR
24. Troy	19-5	74	NR
25. Green Bay	15-6	67	25

OTHERS RECEIVING VOTES: Buffalo 56, James Madison 45, Wright State 33, Milwaukee 29, Mercer 28, **Kent State 19**, Howard 18, High Point 15, Stony Brook 14, Louisiana 12, Northern Iowa 12, North Dakota State 7, Samford 7, San Francisco 7, Towson 6, Idaho 5, Drexel 4, NCA&T 4, Northern Illinois 4, Ball State 2, Montana State 2.

*\*Italics represent opponent on Kent State's schedule*

## THEGOLDENFLASHESNICKNAME

The origin of the nickname "Golden Flashes" has been a topic of debate. According to documentation in Phillip Shiver's book, *The Years of Youth*, widely regarded as historically correct, the reason for Kent State's nickname is noted in a letter to Linda Baughman, dated Aug. 6, 1959. Merle Wagoner recalled that the change in the name of Kent State athletics teams from "Silver Foxes" to "Golden Flashes" occurred in 1926 after the dismissal of President John E. McGilvrey (Kent State's first nickname originated from McGilvrey, who had a silver fox farm east of campus).

With Acting President T. Howard Winters providing the impetus, a contest was held (with a \$25 first prize) to select the new name. No special significance was attached to the winning suggestion, which was used first in 1927 by the basketball team after it had been approved by the student body and the faculty athletic committee. Also laying claim to the origin was Oliver Wolcott, one-time Kent State grid great who played center on the 1921 and 1922 teams. As former sports editor of the Kent Courier Tribune, the local newspaper, the name "Silver Foxes" seemed pretty frail to him. So, during the 1927 football season, he began referring to the team as "Golden Flashes."

## STARKEY EARNS CAREER VICTORY #200

- Fifth-year head coach **Todd Starkey** earned career win #200 on Tuesday, Nov. 20, 2018 as Kent State took care of Youngstown State, 62-34.
- Named the Mid-American Conference Coach of the Year in 2017, Starkey is already third on the program's career wins list with 82.

## COACHES RANKED BY:

WINS		
1.	Bob Lindsay	418
2.	Laurel Wartluft	135
3.	<b>Todd Starkey</b>	<b>82</b>
4.	Richard Keast	33
5.	Danielle O'Banion	21

## KENT STATE - BUFFALO NOTES

- Kent State is 30-20 all-time vs. Buffalo.
- The Golden Flashes won each of the first 19 games in the series, beginning with an 86-77 victory on Jan. 13, 1999.
- However, the Bulls are 17-4 over the past 21 meetings.
- Kent State has reached the 70-point mark just three times during this stretch, averaging 57.5 points per game.
- The Flashes are 2-3 in matchups played on a neutral floor and 3-3 in MAC Tournament meetings
- Kent State is 4-8 under fifth-year head coach **Todd Starkey**.

## FLASH BACK: (FEB. 24, 2021)

### KENT STATE 65, BUFFALO 62

- Kent State scored the final four points to earn a 65-62 victory over Buffalo in the annual Play4Kay game at the M.A.C. Center.
- Buffalo took its largest lead of the game, 29-20 with 3:43 to play in the second quarter.
- The Golden Flashes countered with a 17-3 run to lead by five less than two minutes into the third.
- Kent State led 47-46 after three periods, but the Bulls opened the fourth with a 6-0 run.
- Dyaisha Fair gave UB a 62-61 lead on two free throws with 1:21 remaining.
- Mariah Modkins**, who scored seven of her 10 points during the final six minutes, put the Flashes back ahead with a runner near the elbow as the shot clock neared expiration with 50.6 seconds to play.
- Following a stop, **Clare Kelly** found **Nila Blackford** open for a layup to extend it to 65-62 with 17.1 to play.
- Kent State forced another turnover but missed two free throw attempts with 10.7 left.
- Fair's heave from 25 feet out didn't fall as time expired. She finished with a game-high 23 points.

Kent State - 65														
Record: 15-6 (9-4)														
NO.	NAME	MIN	PTS	FG	3PT	FT	REB	AST	TO	ST	BLK	PF	TS	TS%
1	Nila Blackford	25:55	23	9-18	0-0	0-0	5	5	3	0	0	0	1	0.77
2	Adelola Adeyeye	16:25	10	4-10	0-0	0-0	5	5	3	0	0	0	1	0.00
3	Ella Gale	12:28	10	4-10	0-0	0-0	1	4	5	0	0	0	0	0.00
4	Dyaisha Fair	37:34	9	2-11	1-6	4-6	3	1	4	3	0	2	1	0.12
5	Hanna Hall	30:17	12	6-11	0-0	0-0	0	0	0	2	1	2	2	0.00
6	Chyenne McEvoy	31:37	4	0-10	0-0	0-0	1	1	2	1	1	0	0	0.00
7	Sumaira Hemphill	11:48	9	0-0	0-0	2-2	2	4	1	0	0	0	0	0.00
8	Keona Walters	23:23	6	0-0	0-0	1-2	4	8	2	5	1	0	1	0.00
9	Jessika Schiffer	11:02	0	0-0	0-0	0-0	1	1	2	0	0	0	0	0.00
10	Jasmine Young	18:40	1	0-1	0-0	0-0	1	1	2	2	2	0	0	0.00
11	Zena Elias	04:57	0	0-0	0-0	0-0	0	3	3	1	0	0	0	0.00
12	Team						1	1	4	0	0	0	0	0.00
13	Totals	25:55	65	11-18	1-6	12-12	25	25	37	18	11	6	1	0.81
Technical Fouls: NONE														

Buffalo - 62														
Record: 15-6 (9-4)														
NO.	NAME	MIN	PTS	FG	3PT	FT	REB	AST	TO	ST	BLK	PF	TS	TS%
1	Nila Blackford	25:55	23	9-18	0-0	0-0	5	5	3	0	0	0	1	0.77
2	Adelola Adeyeye	16:25	10	4-10	0-0	0-0	5	5	3	0	0	0	1	0.00
3	Ella Gale	12:28	10	4-10	0-0	0-0	1	4	5	0	0	0	0	0.00
4	Dyaisha Fair	37:34	9	2-11	1-6	4-6	3	1	4	3	0	2	1	0.12
5	Hanna Hall	30:17	12	6-11	0-0	0-0	0	0	0	2	1	2	2	0.00
6	Chyenne McEvoy	31:37	4	0-10	0-0	0-0	1	1	2	1	1	0	0	0.00
7	Sumaira Hemphill	11:48	9	0-0	0-0	2-2	2	4	1	0	0	0	0	0.00
8	Keona Walters	23:23	6	0-0	0-0	1-2	4	8	2	5	1	0	1	0.00
9	Jessika Schiffer	11:02	0	0-0	0-0	0-0	1	1	2	0	0	0	0	0.00
10	Jasmine Young	18:40	1	0-1	0-0	0-0	1	1	2	2	2	0	0	0.00
11	Zena Elias	04:57	0	0-0	0-0	0-0	0	3	3	1	0	0	0	0.00
12	Team						1	1	4	0	0	0	0	0.00
13	Totals	25:55	62	11-18	1-6	12-12	25	25	37	18	11	6	1	0.81
Technical Fouls: NONE														

STATISTICAL COMPARISON														
Team Statistics					KSU (11-8)					Buffalo (14-8)				
SCORING					Conference ranking in ( )									
Points per game					68.5 (8th)					74.1 (3rd)				
Opp. points per game					71.4 (6th)					68.8 (3rd)				
FIELD GOALS-ATT														
Field goal pct.					.391 (11th)					.408 (8th)				
Opp. Field goal pct.					.435 (10th)					.390 (2nd)				
3 POINT FG-ATT														
3-point FG pct					.350 (3rd)					.316 (7th)				
3-pt FG made PG					7.9 (5th)					6.2 (9th)				
Opp. 3-pt FG pct					.348 (12th)					.326 (5th)				
FREE THROWS-ATT														
Free throw pct					.667 (11th)					.717 (7th)				
F-Throws made PG					14.1 (3rd)					13.7 (5th)				
REBOUNDS														
Rebounds per game					39.5 (4th)					43.4 (1st)				
Opp. Rebounds PG					33.4 (1st)					38.6 (7th)				
Rebounding margin					+6.1 (2nd)					+4.8 (3rd)				
ASSISTS per game					11.3 (10th)					13.4 (4th)				
TURNOVERS per game					15.9 (8th)					13.8 (3rd)				
Turnover margin					2.71(10th)					+2.0 (5th)				
Assist/Turnover					0.71 (9th)					0.97 (3rd)				
STEALS per game					5.8 (11th)					8.1 (6th)				
BLOCKS per game					3.2 (1st)					2.7 (5th)				

## 2020-21 MAC STANDINGS

	MAC	Overall
Bowling Green	14-4	18-5
Central Michigan	13-6	15-8
Ohio	11-6	13-7
Buffalo	11-6	14-8
Kent State	10-6	11-8
Ball State	12-8	13-10
Northern Illinois	10-8	12-11
Eastern Michigan	7-7	10-9
Toledo	8-12	12-12
Western Michigan	5-14	6-15
Akron	4-14	7-14
Miami	3-17	4-20

## 2020 MACTOURNAMENT QUARTERFINALS

### KENT STATE 72, BUFFALO 66

Kent State 72 • 19-12														
Record: 19-12 (9-4)														
NO.	NAME	MIN	PTS	FG	3PT	FT	REB	AST	TO	ST	BLK	PF	TS	TS%
1	Nila Blackford	25:55	23	9-18	0-0	0-0	5	5	3	0	0	0	1	0.77
2	Adelola Adeyeye	16:25	10	4-10	0-0	0-0	5	5	3	0	0	0	1	0.00
3	Ella Gale	12:28	10	4-10	0-0	0-0	1	4	5	0	0	0	0	0.00
4	Dyaisha Fair	37:34	9	2-11	1-6	4-6	3	1	4	3	0	2	1	0.12
5	Hanna Hall	30:17	12	6-11	0-0	0-0	0	0	0	2	1	2	2	0.00
6	Chyenne McEvoy	31:37	4	0-10	0-0	0-0	1	1	2	1	1	0	0	0.00
7	Sumaira Hemphill	11:48	9	0-0	0-0	2-2	2	4	1	0	0	0	0	0.00
8	Keona Walters	23:23	6	0-0	0-0	1-2	4	8	2	5	1	0	1	0.00
9	Jessika Schiffer	11:02	0	0-0	0-0	0-0	1	1	2	0	0	0	0	0.00
10	Jasmine Young	18:40	1	0-1	0-0	0-0	1	1	2	2	2	0	0	0.00
11	Zena Elias	04:57	0	0-0	0-0	0-0	0	3	3	1	0	0	0	0.00
12	Team						1	1	4	0	0	0	0	0.00
13	Totals	25:55	66	11-18	1-6	12-12	25	25	37	18	11	6	1	0.81
Technical Fouls: NONE														

Score by periods											
	1st	2nd	3rd	4th	Total						
Buffalo	15	17	15	19	66						
Kent State	20	11	24	17	72						

Points	Paint	in	Off	2nd	Fast	
				Chance	Break	Bench
UB	32	13	8	12	16	
KENTST	32	26	8	14	20	

Last FG - UB 4th-00:25, KENTST 4th-05:08.

Largest lead - UB by 7 2nd-01:45, KENTST by 15 4th-03:35.

UB led for 10:01. KENTST led for 26:39. Game was tied for 03:20.

Score tied - 5 times.

Lead changed - 7 times.

2020-21 DOUBLE DOUBLES			
Player	Opponent	points	rebs
Nila Blackford	Ohio	12	13
	at Toledo	21	15
	at Eastern Michigan	14	13
	Ball State	20	11
	Miami	23	10
	Toledo	15	13
	Bowling Green	23	13
	at Central Michigan	14	12
	at Western Michigan	14	12
	at Northern Illinois	13	10
	at Miami	18	14
Season Total 11		Career Total 15	
Katie Shumate	Season Total 0		Career Total 3
Lindsey Thall	Season Total 0		Career Total 1

20-POINT GAMES				
Points	2020-21	2019-20	KSU Career	
Nila Blackford	5	4	9	
Katie Shumate	1	4	5	
Clare Kelly	1	1	2	
Lindsey Thall	-	4	5	

DOUBLE-DIGIT GAMES				
Points	2020-21	2019-20	KSU Career	
Nila Blackford	15	18	33	
Lindsey Thall	11	19	44	
Katie Shumate	10	19	29	
Clare Kelly	7	2	9	
Mariah Modkins	4	-	4	
Casey Santoro	5	-	5	
Hannah Young	4	5	9	
Lexi Jackson	1	-	1	
Linsey Marchese	1	-	1	
Rebounds	2020-21	2019-20	KSU Career	
Nila Blackford	11	6	17	
Hannah Young	1	-	1	
Katie Shumate	-	3	3	
Lindsey Thall	-	1	1	

2020-21 TEAM TRENDS				
LED THE TEAM IN POINTS (INCLUDES TIES)				
Player	2020-21	Record	Career	Record
Nila Blackford	12	8-4	17	10-7
Katie Shumate	3	1-2	8	5-3
Lindsey Thall	2	0-2	7	2-5
Clare Kelly	2	2-0	3	3-0
Casey Santoro	1	0-1	1	0-1

LED THE TEAM IN REBOUNDS (INCLUDES TIES)				
Player	2020-21	Record	Career	Record
Nila Blackford	16	10-6	32	19-13
Hannah Young	2	1-1	6	5-1
Lindsey Thall	1	0-1	11	3-8
Clare Kelly	1	0-1	1	0-1
Katie Shumate	-	-	8	5-3

LED THE TEAM IN ASSISTS (INCLUDES TIES)				
Player	2020-21	Record	Career	Record
Mariah Modkins	5	3-2	11	7-4
Clare Kelly	4	2-2	5	3-2
Casey Santoro	4	3-1	4	3-1
Nila Blackford	3	0-3	8	4-4
Katie Shumate	3	2-1	7	4-3
Lindsey Thall	2	2-0	8	5-3
Hannah Young	-	-	1	1-0

## KENT STATE TRENDS

SCORING			
	2020-21	Starkey Era	
Kent State scores 70+	5-3	49-14	
FIELD GOAL PERCENTAGE			
	2020-21	Starkey Era	
Kent State shoots ≥ 45%	3-0	31-4	
Kent State shoots < 45%	8-8	51-59	
Opponent shoots ≥ 42%	6-6	22-43	
Opponent shoots < 42%	5-2	58-18	
FREE THROWS			
	2020-21	Starkey Era	
Kent State shoots more	7-4	75-25	
Opponents shoot more	4-3	15-30	
Attempts are equal	0-1	1-4	
KSU FTM > opp. FTA	3-1	43-11	
KSU FTM < opp. FTA	8-7	35-49	
KSU FTM = opp. FTA	0-0	4-2	
POINTS IN THE PAINT			
	2020-21	Starkey Era	
Kent State scores 30+	5-3	43-17	
Kent State scores <30	6-5	39-39	
Kent State scores more	2-2	40-11	
AT THE HALF			
	2020-21	Starkey Era	
Leading at the half	8-3	59-15	
Trailing at the half	3-5	21-46	
Tied at the half	0-0	2-1	
OVERTIME			
	2020-21	Starkey Era	
Overtime games	1-1	7-3	
Kent State scores first	1-0	6-0	
Opponent scores first	0-1	1-3	

2020-21 KENT STATE STATISTICAL LEADERS		
NILA BLACKFORD		MAC RANK
Points/Game	15.6	14th
Field Goal Percentage	.487	5th
Rebounds/Game	10.2	3rd
Off. Rebounds/Game	4.1	1st
Def. Rebounds/Game	6.1	4th
Steals/Game	1.3	24th
CLARE KELLY		MAC RANK
3-Point FG/Game	1.8	15th
3-Point FG Percentage	.373	11th
MARIAH MODKINS		MAC RANK
Assists/Game	2.8	15th
3-Point FG Percentage	.364	16th
Steals/Game	1.2	25th
CASEY SANTORO		MAC RANK
Assists/Game	2.2	21st
KATIE SHUMATE		MAC RANK
Points/Game	12.2	23rd
3-Point FG/Game	1.4	24th
3-Point FG Percentage	.377	10th
Free Throw Percentage	.845	4th
Blocks/Game	0.7	10th
LINDSEY THALL		MAC RANK
3-Point FG/Game	1.8	14th
3-Point FG Percentage	.372	12th
Blocks/Game	1.5	1st
Minutes Played/Game	31.6	20th

## CHARITABLE FLASHES

Getting to the free throw line has been a focus of Kent State's offensive game plan during the **Todd Starkey** era. The Golden Flashes led the country in free throws made (594) and ranked seventh in free throws attempted (794) during the 2016-17 season. That same season, MAC Player of the Year **Larissa Lurken** made a NCAA Division I record 280 free throws, which included a MAC record 22 against WKU on Nov. 26, 2016.

Since the start of the 2016-17 season, Kent State is second in the nation in free throws per game (15.45), seventh in free throws made (2,256) and 11th in free throw attempts (3,094).

NATIONAL FT LEADERS	
(SINCE START OF 2016-17)	
FREE THROWS MADE PER GAME	
1. Troy	15.72
2. <b>Kent State</b>	<b>15.45</b>
3. Alabama State	15.42
4. Howard	15.41
5. North Dakota	15.24
6. South Carolina	15.18
7. Nicholls State	15.07
8. Sam Houston State	14.77
9. Western Illinois	14.70
10. Texas A&M	14.67
FREE THROWS MADE	
1. South Carolina	2,504
2. Mississippi State	2,386
3. Troy	2,343
4. Texas A&M	2,332
5. Baylor	2,290
6. Alabama	2,263
7. <b>Kent State</b>	<b>2,256</b>
8. Notre Dame	2,223
9. Nicholls	2,215
10. Maryland	2,205

FREE THROW ATTEMPTS	
1. South Carolina	3,545
2. Mississippi State	3,330
3. Troy	3,312
4. Baylor	3,306
5. Howard	3,248
6. Alabama State	3,216
7. Alabama	3,199
8. Jackson State	3,189
9. Texas A&M	3,171
10. Stephen F. Austin	3,099
11. <b>Kent State</b>	<b>3,094</b>

\*As of March 7, 2021

### The Largest ..... for Kent State (Division I opponents only)

Lead ..... 22, at Northern Illinois (4th quarter)  
 Deficit ..... 56, Ohio State (3rd quarter)  
 Margin of Victory ..... 15, at Northern Illinois  
 Margin of Defeat ..... 56, at #19 Ohio State  
 Halftime lead ..... 15, at Northern Illinois  
 Halftime deficit ..... 38, at #19 Ohio State  
 Deficit in win ..... 13, Toledo (3rd quarter)  
 Halftime deficit in win ..... 9, Toledo  
 Deficit in final 5 min of win ..... N/A  
 Lead in loss ..... 6, at Saint Francis (Pa.)  
 Halftime lead in a loss ..... 4, at Saint Francis (Pa.)

# THE LAST TIME KENT STATE...

## BUZZER BEATERS (WITH 0:00 ON THE CLOCK)

Won on a buzzer beater	Melanee Stubbs, mid-air catch & shoot	Feb. 14, 2015 vs Northern Illinois (54-52)
Extended game on a buzzer beater	Nila Blackford, layup	Feb. 29, 2020 at Bowling Green (96-86)
Lost on a buzzer beater	Gaby Moss, jumper from baseline	Dec. 8, 2013 vs Georgia State (55-56)

## OVERTIME

<b>Won in overtime</b>	<b>Feb. 8, 2021 vs Toledo (93-87)</b>
Won in double-overtime	Feb. 29, 2020 at Bowling Green (96-86)
<b>Lost in overtime</b>	<b>Feb. 10, 2021 vs Bowling Green (79-80)</b>

## SCORING

Scored 100 points	(W, 100-63)	Dec. 9, 2000 vs Youngstown State
<b>Scored 90 points</b>	<b>(W, 93-87 ot)</b>	<b>Feb. 8, 2021 vs Toledo</b>
Scored less than 50 points	(L, 44-57)	Jan. 25, 2020 vs Buffalo
Scored less than 50 points and won	(W, 46-31)	Dec. 19, 2017 at Robert Morris
<b>Allowed 100 points</b>	<b>(L, 47-103)</b>	<b>Dec. 2, 2020 at #19 Ohio State</b>
Allowed 90-99 points	(L, 72-93)	Jan. 25, 2017 at Northern Illinois
Allowed 40-49 points	(W, 62-48)	Dec. 19, 2019 vs Georgia Southern
Allowed less than 40 points	(W, 61-47)	Feb. 5, 2020 vs Bowling Green
Won by 50+ points	56 (92-36)	Dec. 30, 2019 vs Hiram
Won by 40-49 points	42 (76-34)	Feb. 16, 2005 at Buffalo
Won by 30-39 points	38 (77-39)	Dec. 1, 2010 vs Youngstown State
Won by 25-29 points	28 (62-34)	Nov. 20, 2018 vs Youngstown State

## TEAM STATS

<b>Made 10-plus 3-point field goals</b>	<b>10</b>	<b>March 3, 2021 at Bowling Green</b>
Shot 50 percent or better from the field	53.6 (30/56)	Jan. 18, 2020 at Miami
<b>Shot 50 percent or better from the 3-point line (min. 10 3FGM)</b>	<b>54.5 (12/22)</b>	<b>Dec. 21, 2020 vs. Duquesne</b>
<b>Shot 90 percent or better from the foul line</b>	<b>94.4 (17/18)</b>	<b>Feb. 6, 2021 vs. Miami</b>
Had 50 or more rebounds	53	Dec. 30, 2019 vs Hiram
<b>Had 20 or more assists</b>	<b>22</b>	<b>Dec. 11, 2020 vs. Ohio</b>
<b>Had 6-7 blocked shots</b>	<b>7</b>	<b>Dec. 11, 2020 vs. Ohio</b>
<b>Had 8 or more blocked shots</b>	<b>9</b>	<b>Feb. 20, 2021 at Northern Illinois</b>
Had 15 or more steals	15	Nov. 9, 2019 at Youngstown State
Had 20 or more steals	20	Dec. 5, 2015 vs North Dakota State
Had 10 or fewer turnovers	10	Feb. 22, 2020 vs Miami

## A KENT STATE PLAYER(S)

Scored 25-29 points	Katie Shumate (27) at Bowling Green, 2/29/20
Scored 30-39 points	Nila Blackford (31) vs Robert Morris, 11/24/19
Scored 40-plus points	Lindsay Shearer (44) vs Bowling Green, 3/12/05
Two players score 20-plus points	Katie Shumate (27), Megan Carter (21) at Bowling Green, 2/29/20
Three players score 20-plus points	at Toledo, 3/5/18
Two players with a double-double	Megan Carter (24) Jordan Korinek (21), Naddiyah Cross (20) vs Akron, 2/24/18
Three players with a double-double	Jordan Korinek (16 points, 10 rebounds) McKenna Stephens (14 points, 11 rebounds) at Eastern Michigan, 1/7/17 Larissa Lurken (28 points, 10 rebounds) Jordan Korinek (21 points, 13 rebounds) McKenna Stephens (15 points, 11 rebounds)

## Four players in double-figures

Five players in double-figures	<b>vs Bowling Green, 2/10/21</b> <b>Blackford (23), Thall (18), Shumate (15), Kelly (11)</b> at Bowling Green, 2/29/20 Shumate (27), Carter (21). Dingle (15), Thall (15), Young (12)
--------------------------------	--

## Six players in double-figures

<b>Made 5-plus 3-point field goals</b>	<b>Shumate (18), Modkins (15), Kelly (14), Blackford (12), Thall (11)</b>
Perfect at FT line (min. 10 att.)	<b>Clare Kelly (5) at Northern Illinois, 2/21/21</b> Megan Carter (12/12) vs St. Bonaventure, 12/3/19
<b>Had 15-19 rebounds</b>	<b>Hannah Young (15) vs. Akron, 3/6/21</b>
Had 20-plus rebounds	Merissa Barber-Smith (20) vs Bowling Green, 3/11/19
Had 10-plus assists	Naddiyah Cross (12) vs Brown, 12/22/15
Had 6-plus steals	Asia Dingle (7) at Bowling Green, 2/29/20
Had 5-plus blocked shots	Lindsey Thall (5) vs Ohio, 3/4/20

\*Bold indicates 2020-21 season



## KENT STATE BY THE NUMBERS

- 1,380** Career points scored by Kent State assistant coaches **Fran Recchia, Mike McKee** and **Alexa Golden** during their collegiate playing careers
- 1950** Year the M.A.C. Center was built, making it the 20th-oldest arena in the country
- 703** Wins in Kent State history
- 594** Free throws made in 2016-17, which led the nation
- 241** School record three-point field goals made during the 2018-19 season
- 222** RPI jump from 2016 to 2017, the largest improvement in the country
- 33** Points scored in the 1st quarter at Northern Illinois on Feb. 21, 2021, which is the program record for points in a quarter
- 16** School record number of three-point field goals made by Kent State against Ohio in the MAC opener on Dec. 11
- 10** Postseason appearances all-time
- 8** Mid-American Conference regular season titles in program history
- 2** MAC East Division titles won under guidance of fifth-year head coach **Todd Starkey**

## KENT STATE SPECIALITY STATS

Opponent	Result	Listed as KSU/Opp.			
		In Paint	Off T/O	2nd Chance	Bench
at #19 Ohio State	L, 47-103	12/28	10/10	13/8	3/33
at Saint Francis (Pa.)	L, 64-67	30/24	15/5	5/9	13/29
Ohio	W, 84-80	18/18	11/19	6/12	28/6
at Toledo	W, 61-57	28/36	13/14	13/0	14/8
Duquesne	W, 73-66	24/28	20/12	8/10	12/13
at Eastern Michigan	W, 67-61	22/28	13/24	9/6	13/4
Ball State	W, 70-61	34/34	4/16	17/2	51/11
at Ohio	L, 70-85	36/48	15/21	11/8	21/12
Miami	W, 71-69	32/40	12/20	8/13	7/14
Toledo	W, 93-87 (ot)	34/44	17/17	12/6	25/16
Bowling Green	L, 79-80 (ot)	26/54	8/16	19/11	9/26
at Central Michigan	L, 71-84	22/36	10/18	18/7	18/6
at Western Michigan	L, 58-71	22/38	15/18	16/9	8/9
at Northern Illinois	W, 69-65	30/38	25/14	16/14	12/11
at Northern Illinois	W, 73-58	22/20	17/12	14/4	9/10
Buffalo	W, 65-62	28/46	14/12	7/9	4/15
at Miami	L, 58-61	38/24	19/8	18/6	15/2
at Bowling Green	L, 65-82	20/32	12/14	12/6	16/43
Akron	W, 64-58	36/28	14/13	21/8	14/22

**Season Average** **27.1/33.9 (-6.8)** **13.9/14.9 (-1.0)** **12.8/7.8 (+5.0)** **15.4/15.4 (+0.0)**

## 2020-21 STARTING LINEUPS

Opponent	Result	Guard	Guard	Forward	Forward	Center
at #19 Ohio State	L, 47-103	Modkins	Shumate	Blackford	Thall	Marchese
at Saint Francis (Pa.)	L, 64-67	Modkins	Shumate	Blackford	Thall	Marchese
Ohio	W, 84-80	Modkins	Shumate	Blackford	Thall	Marchese
at Toledo	W, 61-57	Modkins	Shumate	Blackford	Thall	Marchese
Duquesne	W, 73-66	Modkins	Shumate	Blackford	Thall	Marchese
at Eastern Michigan	W, 67-61	Modkins	Kelly	Shumate	Blackford	Thall
Ball State	W, 70-61	Modkins	Kelly	Eibel	Smith	Thall
at Ohio	L, 70-85	Modkins	Kelly	Shumate	Blackford	Thall
Miami	W, 71-69	Modkins	Kelly	Shumate	Blackford	Thall
Toledo	W, 93-87 (ot)	Modkins	Santoro	Kelly	Blackford	Thall
Bowling Green	L, 79-80 (ot)	Modkins	Kelly	Shumate	Blackford	Thall
at Central Michigan	L, 71-84	Modkins	Kelly	Shumate	Blackford	Thall
at Western Michigan	L, 58-71	Modkins	Kelly	Shumate	Blackford	Thall
at Northern Illinois	W, 69-65	Modkins	Kelly	Shumate	Blackford	Thall
at Northern Illinois	W, 73-58	Modkins	Kelly	Shumate	Blackford	Thall
Buffalo	W, 65-62	Modkins	Kelly	Shumate	Blackford	Thall
at Miami	L, 58-61	Modkins	Kelly	Shumate	Blackford	Thall
at Bowling Green	L, 65-82	Modkins	Santoro	Young	Blackford	Thall
Akron	W, 64-58	Modkins	Young	Shumate	Blackford	Thall
Record as starters:	3-2	Modkins	Shumate	Blackford	Thall	Marchese
	5-5	Modkins	Kelly	Shumate	Blackford	Thall
	1-0	Modkins	Kelly	Eibel	Smith	Thall
	1-0	Modkins	Santoro	Kelly	Blackford	Thall
	0-1	Modkins	Santoro	Young	Blackford	Thall
	1-0	Modkins	Young	Shumate	Blackford	Thall

## 2020-21 KENT STATE GOLDEN FLASHES ROSTER

NO.	NAME	POS.	HT.	YR.	HOMETOWN / HIGH SCHOOL (LAST SCHOOL)
0	Casey Santoro	Fr.	G	5-4	Bellevue, Ohio / Bellevue
2	Annie Pavlansky	Jr.	F	6-0	Cortland, Ohio / Lakeview
3	Ali DiGiulio	Sr.	G	5-4	Clarence, N.Y. / Clarence
4	Nila Blackford	So.	F	6-2	Louisville, Ky. / Dupont Manual
5	Mariah Modkins	Jr.	G	5-1	Solon, Ohio / Solon
12	Linsey Marchese	R-Jr.	C	6-4	Dacula, Ga. / Archer (Indiana)
14	Katie Shumate	So.	G	5-11	Newark, Ohio / Newark
20	Clare Kelly	So.	G	5-8	Olmsted Falls, Ohio / Olmsted Falls
23	Lexi Jackson	Fr.	C	6-4	Monroeville, Pa. / Gateway
25	Monique Smith	Sr.	F	5-11	San Diego, Calif. / Serra
32	Hannah Young	Jr.	G	5-10	Forest, Va. / Brookville
40	Margaux Eibel	Sr.	G	5-11	Carlsbad, Calif. / La Costa Canyon
43	Bexley Wallace	Jr.	C	6-3	Pickerington, Ohio / Pickerington Central (Penn State)
44	Lindsey Thall	Jr.	F	6-2	Strongsville, Ohio / Strongsville

### COACHING STAFF

**Head Coach:** Todd Starkey (Montreat '93), fifth season

**Associate Head Coach:** Fran Recchia (Virginia Tech '04), fifth season

**Assistant Coach:** Mike McKee (Kent State '10), fourth season

**Assistant Coach:** Alexa Golden (Kent State, '17), first season

**Graduate Assistant:** Dajah Logan (St. Bonaventure, '20), first season

### PRONUNCIATION GUIDE

**#3 Ali DiGiulio:** dee-JOO-lee-oh

**#4 Nila Blackford:** NIGH-lah

**#12 Linsey Marchese:** mar-KAY-zee

**#40 Margaux Eibel:** MAR-go EYE-bull

**#44 Lindsey Thall:** rhymes with 'tall'

**Fran Recchia:** RAY-key-uh



## TODD STARKEY

>> HEAD COACH

### FIFTH SEASON MONTREAT COLLEGE, '93

**Hometown:**  
Canfield, Ohio

**Alma Mater:**  
Montreat College,  
Bachelor's Degree in Outdoor  
Education

Todd Starkey enters his fifth season as the head women's basketball coach at Kent State in 2020-21 after being hired as the program's sixth head coach in April 2016. Already the third-winningest coach in school history, he has led the Golden Flashes to two Postseason WNIT appearances and two Mid-American Conference East Division titles.

Kent State was playing its best ball of the year and had won seven of its last nine games when a potential season-to-remember was unexpectedly cut short this past March with the cancellation of the MAC Tournament. The East Division champion Flashes knocked off defending champion Buffalo in a quarterfinal matchup and was the highest-remaining seed in the field.

Starkey has found much success in recruiting talented student-athletes, landing two of the highest-touted signing class in school history back-to-back in 2018 and 2019. Both classes had two student-athletes earn spots on the MAC All-Freshman Team, while only one other school had multiple honorees over the two seasons. While Nila Blackford led all conference freshmen in rebounding. Led by Asiah Dingle and Lindsey Thall, the 2018 class ranked second nationally with 964 points.

For the third time in four seasons under Starkey's guidance, Kent State finished the 2019-20 season in the top-100 of the RPI. The Flashes had five players average more than 11 points per game with guards Megan Carter and Katie Shumate earning All-MAC honorable mention selections. Lindsey Thall was named to the MAC All-Defensive Team after being the top shot blocker in the conference for the second year in a row.

The 2018-19 season saw Kent State post its first 20-win campaign in eight years while breaking a 25-year-old school record with 241 three-point field goals made. The Flashes finished with the highest RPI ranking (81) in program history and boasted four wins against RPI Top 100 teams, including a victory at Green Bay in the first round of the Postseason WNIT. Guards Megan Carter and Alexa Golden thrived in their third season under Starkey's tutelage, earning All-MAC Third Team and Defensive Team honors, respectively. All-Freshman Team selections Asiah Dingle and Lindsey Thall highlighted the second highest-scoring freshman class (964 points) in the country.

Starkey was named 2017 MAC Coach of the Year for his efforts in guiding Kent State to one of biggest turnarounds in NCAA Division I women's basketball during his first season on the sidelines. The Golden Flashes finished the season with a 19-13 overall record and had the nation's largest RPI improvement, jumping 222 spots from the previous season, and the fifth most-improved record in the country. Despite being picked to finish last in the preseason, Kent State put together a 13-5 conference mark to win the program's first MAC East Division title since 2004-05. The regular season ended with a seven-game winning streak, which surpassed the number of conference games the team had won over the previous two seasons combined.

Behind the strength of five wins against RPI Top 100 teams, the Flashes received an at-large bid to the 2017 Postseason WNIT for the first time since the 2010-11 season. An angry Michigan squad that felt it deserved to play in the NCAA Tournament awaited Kent State in the opening round. Down by 21 points at halftime, the Flashes fought back to within five with just over two minutes to play before falling, 67-60. The Wolverines went on to claim the WNIT championship.

### STARKEY YEAR-BY-YEAR

Year	School	Position	Postseason
1998-99	Montreat	Men's Assistant Coach	
1999-00	Montreat	Men's Assistant Coach	NAIA 1st Round
2000-01	Montreat	Men's Assistant Coach	
2001-02	Montreat	Men's Assistant Coach	
2002-03	Montreat	Men's Assistant Coach	
2003-04	Lenoir-Rhyne	Men's Assistant Coach	
2004-05	Lenoir-Rhyne	Men's Assistant Coach	
2005-06	Lenoir-Rhyne	Women's Head Coach	
2006-07	Lenoir-Rhyne	Women's Head Coach	
2007-08	Lenoir-Rhyne	Women's Head Coach	
2008-09	Lenoir-Rhyne	Women's Head Coach	NCAA 2nd Round
2009-10	Lenoir-Rhyne	Women's Head Coach	NCAA 1st Round
2010-11	Lenoir-Rhyne	Women's Head Coach	
2011-12	Lenoir-Rhyne	Women's Head Coach	
2012-13	Lenoir-Rhyne	Women's Head Coach	NCAA 1st Round
2013-14	Lenoir-Rhyne	Women's Head Coach	NCAA 1st Round
2014-15	Indiana	Women's Assistant Coach	
2015-16	Indiana	Women's Assistant Coach	NCAA 2nd Round
2016-17	Kent State	Women's Head Coach	WNIT 1st Round
2017-18	Kent State	Women's Head Coach	
2018-19	Kent State	Women's Head Coach	WNIT 2nd Round
2019-20	Kent State	Women's Head Coach	

The 22-year coaching veteran came to Kent State after spending two seasons as an assistant coach at Indiana, where he was responsible for assisting with the program's recruiting, practice and game preparation, scouting reports, scheduling, player development and technology applications.

During his second season in Bloomington in 2015-16, he helped lead the Hoosiers to a historic year as the team made its fifth NCAA Tournament appearance and grabbed its first win in the NCAA Tournament since 1983. Indiana finished the season with a 21-12 record, tying the school wins record, and was a perfect 14-0 at home. The Hoosiers finished fourth in the Big Ten, the school's highest conference finish in 18 years, and defeated three ranked opponents.

Starkey's time at IU began with a record-setting offensive performance, as the Hoosiers set single-game records for scoring (115) and 3-pointers made (16) in the season-opening win over Gardner-Webb on Nov. 15, 2014. The team would go on to post the program's best scoring average (71.9 ppg) since 1995-96 and make the second-most three-pointers (236) in a season.

His first head coaching job came at NCAA Division II Lenoir-Rhyne University in Hickory, North Carolina. Starkey concluded his nine-year tenure as the winningest coach in program history with a 165-95 record. Over his final six years, he led the Bears to four NCAA Tournament appearances and three Southern Atlantic Conference (SAC) regular season championships while averaging more than 20 wins per season. He received SAC Coach of the Year honors on four occasions, including a conference record three straight from 2009-11.

Starkey was named the 2009 Russell Athletic/WBCA NCAA Division II National Coach of the Year after leading Lenoir-Rhyne to one of the greatest seasons in program history. The Bears posted a 27-5 record and won both the conference regular season and tournament titles for the first time ever to earn the No. 1 seed in the NCAA Division II Southeast Regional Tournament. Lenoir-Rhyne won the first NCAA Tournament game in program history, 69-58, over Anderson before falling in the second round.

Academics are important to the Youngstown-area native. Kent State was the only Division I women's basketball program in the country during the 2016-17 season with two CoSIDA Academic All-America® selections, as Jordan Korinek and Larissa Lurken both earned second team honors. Korinek was then named to the first team in 2018. In his time at Lenoir-Rhyne, Starkey had 100-percent of the players who remained past their sophomore year graduate, while the team maintained a grade point average of 3.0 or higher every year.

Prior to his head coaching stint, Starkey served as an assistant coach for Lenoir-Rhyne's men's team for two seasons (2003-05). The team won the 2004 SAC regular season championship and made an NCAA postseason appearance.

Starkey got his coaching career started at his alma mater, Montreat College, in North Carolina. He was an assistant men's basketball coach for five seasons (1998-03), helping the team to an NAIA National Tournament appearance in 2000.

Starkey grew up in nearby Canfield, Ohio, and graduated with a bachelor's degree in outdoor education from Montreat College. His playing career began in basketball and tennis at Mars Hill College.

### STARKEY COACHING HIGHLIGHTS

#### Kent State University

- Orchestrated the nation's largest RPI improvement in 2016-17, jumping 222 spots from the previous season
- Led the Golden Flashes to first MAC East Division title since 2004-05
- Mentored Academic All-America selections Jordan Korinek and Larissa Lurken

#### Indiana University

- Part of a staff that led the Hoosiers to a school record-tying 21 wins and their first win in the NCAA Tournament since 1983

#### Lenoir-Rhyne University

- Winningest coach in program history (165-95)
- Named 2009 Russell Athletic/WBCA NCAA Division II Coach of the Year
- Four-time South Atlantic Conference Coach of the Year honoree
- Led the Bears to four NCAA Tournament appearances over final six seasons

Career Record (13th season): .....247-159

Kent State Record (5th season): .....82-64

Conference Record: .....48-38

At the M.A.C. Center: .....43-17

On the road: .....34-37

Neutral Site: .....6-10

Career in overtime: .....4-3

Vs. Buffalo: .....4-8



## #0 CASEY SANTORO

Position:  
Guard

Height:  
5-4

Class:  
Freshman

Hometown:  
Bellevue, Ohio

Previous School:  
Bellevue

### PRIOR TO KENT STATE

- Four-time All-Ohio selection while playing for her father, Kory, at Bellevue High School
- Helped the Lady Red win four league championships and two district championships
- Finished career with 2,156 points and Bellevue's all-time leader in assists (307), steals (436) and three-point field goals (298)
- Rank No. 8 in OHSAA history with 298 three-pointers
- Three-time Sandusky Bay Conference Player of the Year and two-time Northwest District Player of the Year
- Averaged 25.3 points, 5.3 rebounds, 5.1 assists and 5.7 steals per game as a senior
- Earned All-Ohio First Team honors as a junior with averages of 20.9 points, 5.1 rebounds, 3.5 assists and 3.5 steals per game
- All-Ohio First Team selection during sophomore season with

averages of 20.9 points, 5.1 rebounds, 3.3 assists and 3.7 steals per game

- Averaged 18.3 points, 4.8 rebounds, 3.1 assists and 4.4 steals per game as a freshman

### PERSONAL

- Daughter of Kory and Betsy Santoro
- Has three siblings, Jalen, Carly and Cory
- Older sister, Carly, scored more than 1,000 points in three seasons at Bowling Green and one at Ohio State from 2015-19
- Brother, Jalen, played football at Tiffin from 2013-17
- Majoring in early childhood education



## #2 ANNIE PAVLANSKY

Position:  
Forward

Height:  
6-0

Class:  
Junior

Hometown:  
Cortland, Ohio

Previous School:  
Lakeview

### 2019-20 SEASON

- Earned Academic All-MAC honors
- Played in 15 games and logged 52 minutes of court action
- Totaled six points, eight rebounds, four assists and one steal
- Made three-pointers against Georgia Southern (Dec. 19) and at Northern Illinois (Jan. 15)
- Grabbed two rebounds at Youngstown State (Nov. 9), against Purdue Fort Wayne (Nov. 16) and against Hiram (Dec. 30)

### 2018-19 SEASON

- Played in seven games and logged 16 minutes of court action
- Totaled four points, three rebounds and two assists
- Made collegiate debut against Youngstown State (Nov. 20)
- Scored four points and grabbed three rebounds against Clarion (Dec. 31)

### PRIOR TO KENT STATE

- Four-year letterwinner at Lakeview High School
- Totaled 1,507 points and 761 rebounds during high school career
- Three-time All-Ohio, four-time all-district and four-time all-conference selection
- Averaged 21.4 points and 8.9 rebounds per game as a senior
- Named to Academic All-Ohio Team in 2018
- Selected to play in the Ohio High School Basketball Coaches Association North-South All-Star Game
- Helped lead the Bulldogs to a district Championship in 2016 and conference championships in 2015 and 2016
- Played AAU for MAC Basketball
- Three-year letterwinner and all-conference selection in volleyball

### PERSONAL

- Daughter of Tom and Kate Pavlansky
- Has three siblings, Stephen, Maggie and Tommy
- Majoring in middle childhood education



## #3 ALI DIGIULIO

Position:  
Guard

Height:  
5-4

Class:  
Senior

Hometown:  
Clarence, N.Y.

Previous School:  
Clarence

### PRIOR TO KENT STATE

- Helped Clarence High School to a Section VI championship and 21-3 record during her senior season
- Connected on six three-point field goals and finished with a career-high 19 points to lead the Lady Red Devils to victory in the sectional semifinal
- 2016-17 Section VI All-WNY Scholar-Athlete honoree
- Played AAU for WNY Braves and Buffalo Titans

### PERSONAL

- Born in Boulder, Colorado
- Daughter of Mayra and Michael DiGiulio
- Has two younger brothers, Michael, a member of the Kent State men's basketball team, and Nicco
- Majoring in business management





## #4 NILA BLACKFORD

**Position:**  
Forward

**Height:**  
6-2

**Class:**  
Sophomore

**Hometown:**  
Louisville, Ky.

**Previous School:**  
Dupont Manual

### 2019-20 SEASON

- Named to MAC All-Freshman Team
- Played in 27 games and made 26 starts
- Fifth-leading rebounder (8.0 rpg) in the MAC
- Averaged 12.4 points per game
- Totaled 334 points, 217 rebounds, 34 assists, 26 steals and 16 blocks
- Scored a career-high 31 points against Robert Morris (Nov. 24)
- Reached double-figures in 17 games, including four 20-point performances
- Grabbed a career-high 15 rebounds against Akron (Feb. 26)
- Reached double-figures in six games
- Led team with four double-doubles
- Recorded a career-high four assists against St. Bonaventure (Dec. 3) and at Northern Illinois (Jan. 15)
- Blocked multiple shots in four games

### PRIOR TO KENT STATE

- Led Dupont Manual High School to two 7th Region Championships (2016, 2018)
- Named a Miss Kentucky Basketball candidate and First Team All-State as a senior
- Two-time Academic All-State honoree
- Named Second Team All-State her junior year
- Averaged 19.2 points, 11.6 rebounds and 3.0 steals per game as a senior
- Totaled 1,352 points and 851 rebounds during high school career

### PERSONAL

- Daughter of Nell and William Blackford
- Has three siblings, Jelani, William and Kayden
- Mother, Nell, played basketball at Louisville and father, William, played football Louisville
- Majoring in communication studies



## #5 MARIAH MODKINS

**Position:**  
Guard

**Height:**  
5-1

**Class:**  
Junior

**Hometown:**  
Solon, Ohio

**Previous School:**  
Solon

### 2019-20 SEASON

- Earned Academic All-MAC honors
- Played in all 28 games with 13 starts
- Averaged 3.0 points, 1.4 assists and 1.2 rebounds per game
- Totaled 85 points, 39 assists, 33 rebounds, 17 steals and one blocked shot
- Scored a season-high eight points at Toledo (Feb. 1)
- Recorded a career-best nine assists against Hiram (Dec. 30)
- Made a career-best three steals at Miami (Jan. 18)
- Registered first blocked shot against Eastern Michigan (Jan. 8)

### 2018-19 SEASON

- Played in all 33 games with three starts
- Averaged 3.2 points, 1.3 rebounds and 1.1 assists per game
- Scored a career-high 14 points in first collegiate start against Youngstown State (Nov. 20)
- Recorded a season-best four assists at St. Bonaventure (Dec. 17)
- Made a career-best three steals against Western Michigan (Feb. 6)

### PRIOR TO KENT STATE

- Three-year letterwinner at Solon High School
- Three-time all-district selection
- Named all-area second team by the Plain Dealer in 2018
- Averaged 12.6 points, 3.3 assists, 2.3 steals and 2.2 rebounds per game as a senior
- Helped lead the Comets to 50-6 record over final two seasons with a state runner-up finish in 2018
- Also led Solon to the state semifinals in 2016
- Played six seasons at varsity level in three states (New York, Michigan, Ohio)

### PERSONAL

- Daughter of Curtis and Kristi Modkins
- Father is the running backs coach for the Denver Broncos
- Has two siblings, Jett and Dash
- Majoring in fashion merchandise



## #12 LINSEY MARCHESE

**Position:**  
Center

**Height:**  
6-4

**Class:**  
Redshirt Junior

**Hometown:**  
Dacula, Ga.

**Previous School:**  
Indiana

### 2019-20 SEASON

- Sat out due to NCAA transfer bylaws

### PRIOR TO KENT STATE

- Played two seasons at Indiana University, totaling 102 points, 113 rebounds and 16 blocks in 67 games
- Logged 23 minutes in helping the Hoosiers defeat Texas for the second NCAA Tournament victory in program history in 2019
- Key reserve on IU team that won the 2018 Postseason WNIT title and posted a school record 23 victories
- Ranked No. 81 overall in the class of 2017 by ProspectsNation

- Rated as a three-star recruit and No. 14 overall at her position by ESPN HoopGurlz Basketball
- Led Archer High School to a 108-20 record over four seasons including two region 8-7A tournament championships and three appearances to the state Final Four

### PERSONAL

- Daughter of Leonard Marchese and Kim Reed
- Father played football at Utah
- Majoring in criminology and justice studies



## #14 KATIE SHUMATE

Position:  
Guard

Height:  
5-11

Class:  
Sophomore

Hometown:  
Newark, Ohio

Previous School:  
Newark

### 2019-20 SEASON

- Earned All-MAC Honorable Mention and MAC All-Freshman Team honors
- Played in 29 games and made 27 starts
- Second on team in scoring (12.3 ppg), rebounding (6.4 rpg), steals (1.2 spg) and blocks (0.9)
- Totaled 358 points, 186 rebounds, 42 assists, 35 steals and 26 blocks
- Scored a career-high 27 points at Bowling Green (Feb. 29)
- Reached double-figures in 19 games, including four 20-point performances
- Grabbed a career-high 13 rebounds at Ohio (Feb. 8)
- Recorded a career-high five assists against Ball State (Jan. 29)
- Had a career-high four steals against Robert Morris (Nov. 24)
- Blocked a career-high three shots at Purdue (Dec. 8) and against Bowling Green (Feb. 5)

### PRIOR TO KENT STATE

- Four-year letterwinner at Newark High School while playing for her father, JR Shumate
- Helped lead the Wildcats to four straight district championships and a regional championship in 2017
- Two-time All-Ohio first team honoree
- Named All-Ohio second team as a sophomore
- Named to the Honor Roll every year in high school
- Lettered in track and field as a senior

### PERSONAL

- Daughter of Kari and JR Shumate
- Has five siblings: Ky, Emma, JT, Austen and Anthom
- Brother, JT, is plays basketball at Toledo and was named G-MAC Freshman of the Year in 2019 while at Walsh University
- Majoring in biology



## #20 CLARE KELLY

Position:  
Guard

Height:  
5-8

Class:  
Sophomore

Hometown:  
Olmsted Falls, Ohio

Previous School:  
Olmsted Falls

### 2019-20 SEASON

- Played in 28 games and made eight starts
- Averaged 2.5 points and 1.4 rebounds per game
- Totaled 79 points, 39 rebounds, 12 assists and 12 steals
- Had a career-high 20 points, five three-pointers and five rebounds against Hiram (Dec. 30)

- Three-time First Team All-SWC and all-district honoree
- Named Second Team All-Ohio and SWC MVP as a senior
- Surpassed the 1,000-point milestone as a junior
- Averaged 18.8 points per game as a senior
- As a freshman, was Second Team All-SWC and honorable mention all-district

### PRIOR TO KENT STATE

- Led Olmsted Falls High School to a Southwestern Conference championship as a senior and a district championship as a freshman under head coach Jordan Eaton

### PERSONAL

- Daughter of Donna and Kevin Kelly
- Has one sibling, Grace
- Majoring in sport administration



## #23 LEXI JACKSON

Position:  
Center

Height:  
6-4

Class:  
Freshman

Hometown:  
Monroeville, Pa.

Previous School:  
Gateway

### PRIOR TO KENT STATE

- Earned Class 5A All-State First Team honors as a senior at Gateway High School
- Also named to WPIAL Class 5A Section 2 First Team and all-conference first team
- Averaged 15.1 points per game and led the Gators to a 17-6 record
- As a junior, earned Class 5A All-State Third Team honors
- Averaged 16 points, 18 rebounds and five blocked shots per game and led the Gators to a 19-4 record

- Named to WPIAL Class 5A Section 2 Second Team as a sophomore and helped Gateway capture first WPIAL Championship in school history

### PERSONAL

- Daughter of Tara Gainey
- Has one brother, Chris



## #25 MONIQUE SMITH

**Position:**  
Forward

**Height:**  
5-11

**Class:**  
Senior

**Hometown:**  
San Diego, Calif.

**Previous School:**  
Serra

### 2019-20 SEASON

- Played in 27 games
- Finished the season with 38 points, 50 rebounds, three assists, six steals and four blocks
- Scored four points in four games
- Matched career-high six rebounds against Bowling Green (Feb. 5)

### 2018-19 SEASON

- Played in 12 games and logged 36 minutes
- Finished the season with seven points and six rebounds
- Grabbed season-high three rebounds against Youngstown State (Nov. 20)

### 2017-18 SEASON

- Played in 25 games and made one start
- Finished the season with 24 points, 44 rebounds, eight steals and two assists
- Shot 10-for-19 from the floor (.526)
- Scored four points in each of first two collegiate games - at Northern Kentucky (Nov. 11) and at Youngstown State (Nov. 14)
- Grabbed career-high six rebounds at Miami (March 3)

### PRIOR TO KENT STATE

- Four-year letterwinner at Serra High School under head coach Corey Wright

- McDonald's All-American Game nominee
- Totaled more than 1,500 points and 1,000 rebounds during high school career
- Helped lead the Conquistadors to four consecutive league championships
- Two-time league player of the year
- Named All-CIF First Team as a junior and senior and All-CIF Second Team as a sophomore
- Two-time San Diego Union-Tribune All-Academic Team honoree
- Averaged 18.0 points, 10.3 rebounds, 4.6 steals and 1.9 blocks as a senior
- Led Serra to the Southern California Division III final
- Averaged 17.6 points, 13.3 rebounds, 6.7 steals and 2.7 assists per game as a junior
- MVP of the Crème of the County game in San Diego County
- Also lettered in track and field
- Played AAU for GBL Team Candace Parker

### PERSONAL

- Daughter of Patrick Smith and Twantonette Wesley-Smith
- Has three siblings, Quiana Wesley, Patrick Smith, Jr. and Adrian Patterson
- Majoring in business management
- Began seriously playing basketball in eighth grade



## #32 HANNAH YOUNG

**Position:**  
Guard

**Height:**  
5-10

**Class:**  
Junior

**Hometown:**  
Forest, Va.

**Previous School:**  
Brookville

### 2019-20 SEASON

- Earned Academic All-MAC honors
- Played in 29 games and made five starts
- Averaged 4.8 points and 3.1 rebounds per game
- Scored a career-high 14 points and added eight rebounds against Hiram (Dec. 30) and at Northern Illinois (Jan. 15)
- Grabbed career-high nine rebounds against Miami (Feb. 22)
- Recorded a season-high two blocks against Western Michigan (Jan. 11)
- Scored in double-figures five times
- Totaled 140 points, 90 rebounds, 16 assists, 10 steals and six blocks

### 2018-19 SEASON

- Played in all 33 games
- Averaged 3.1 points and 1.8 rebounds per game
- Recorded a season-high 13 points, seven rebounds and three steals against Clarion (Dec. 31)
- Totaled a career-high three blocks at Western Michigan (Feb. 20)
- Scored nine points in collegiate debut at North Carolina (Nov. 9)
- Scored seven points in second collegiate game at #17 NC State (Nov. 11)

### PRIOR TO KENT STATE

- Four-year letterwinner at Brookville High School
- School's all-time leading scorer with 1,998 points
- Four-time all-state, all-region and four-time all-conference selection
- Two-time ALL-USA Virginia Girls Basketball Team selection by USA Today
- Named Region 3C Player of the Year as a senior, averaging 19.5 points, 7.8 rebounds, 3.0 assists, 3.5 steals and 1.3 blocks per game
- Scored 25 points to earn MVP honors of 2018 Virginia High School Basketball Coaches Association All-Star Game
- Named Virginia 3A Player of the Year as a junior, averaging 19.2 points and 7.2 rebounds per game while shooting 53 percent from the field and 43.4 percent from the three-point line
- Helped lead the Bees to 97-12 record over her four seasons, which included and the first-ever regional title and berth in the state semifinals in school history in 2017
- Four-year letterwinner in volleyball, earning all-state honors as a senior
- Two-time all-region and four-time all-district selection

### PERSONAL

- Daughter of Chris and LeAnn Young
- Has one brother, Piercen
- Majoring in physical education



## #40 MARGAUX EIBEL

**Position:**  
Guard

**Height:**  
5-11

**Class:**  
Senior

**Hometown:**  
Carlsbad, Calif.

**Previous School:**  
La Costa Canyon

### 2019-20 SEASON

- Played in seven games and logged 16 minutes of court action
- Scored two points against Hiram (Dec. 30)

### 2018-19 SEASON

- Played in seven games and logged 14 minutes of court action
- Totaled seven points and two rebounds
- Shot perfect 2-for-2 from the field
- Scored career-high three points at #17 NC State (Nov. 11)

### 2017-18 SEASON

- Played in eight games and logged 23 minutes of court action
- Totaled six points and one rebound
- Made collegiate debut against Southeastern Louisiana (Nov. 18)
- Scored first collegiate points on 2-for-2 at the free throw line against Gonzaga (Nov. 24)
- Made first field goal against Buffalo (Feb. 28)
- Played career-high 11 minutes at Miami (March 3)

### PRIOR TO KENT STATE

- Helped lead La Costa Canyon High School to four Avocado West League titles, four San Diego CIF playoff appearances, four California State CIF appearances and a combined 97-28 record
- First team all-league selection with averages of 9 points and 5 rebounds per game as a senior in 2017
- Selected to play in the San Diego County Basketball Coaches Association All-Star Game
- Second team all-league selection as a junior in 2016
- Two-time San Diego Union-Tribune All-Academic Team honoree
- Played AAU for Ihoop2

### PERSONAL

- Born in Indianapolis, Indiana
- Daughter of Alisha Guess and Frederick Eibel
- Has two older brothers, Fritz and Max
- Majoring in fashion design



## #43 BEXLEY WALLACE

**Position:**  
Center

**Height:**  
6-3

**Class:**  
Junior

**Hometown:**  
Pickerington, Ohio

**Previous School:**  
Penn State

### PRIOR TO KENT STATE

- Played two seasons at Penn State, totaling 62 points and 63 rebounds in 51 games
- Posted career-best marks of nine points, five rebounds and 26 minutes in 2018 Big Ten/ACC Challenge matchup at Florida State during freshman season
- Earned Academic All-Big Ten honors in 2020
- Ranked as the No. 91 prospect overall and No. 16 forward in her class by Prospect Nation
- Member of the USA Basketball team that won bronze at the 2015 FIBA Americas U16 Championship in Puebla, Mexico

- Led Pickerington Central High School to the OHSAA Division I state championship as a senior
- Also helped the Tigers capture three district championships and four Ohio Capital Conference Ohio Division championships
- Concluded high school career as a four-time All-OCC pick

### PERSONAL

- Daughter of Chris and Brandi Wallace
- Has eight siblings
- Majoring in psychology



## #44 LINDSEY THALL

**Position:**  
Forward

**Height:**  
6-2

**Class:**  
Junior

**Hometown:**  
Strongsville, Ohio

**Previous School:**  
Strongsville

### AWARDS AND HONORS

- 2020 MAC All-Defensive Team
- 2019 MAC All-Freshman Team
- 2020 Academic All-MAC

### 2019-20 SEASON

- Earned MAC All-Defensive Team and Academic All-MAC honors
- Started all 30 games
- Averaged 11.7 points, 4.1 rebounds and MAC-leading 2.1 blocks per game
- Drained 64 three-pointers, which is the fifth-most in program history
- Sank school-record eight three-pointers and scored a career-high 32 points in home opener against Ohio State (Nov. 21)
- Grabbed a career-high 12 rebounds and added 15 points for first career double-double at Bowling Green (Feb. 29)
- Had 18 double-digit scoring games
- Team-best 63 blocked shots rank seventh on Kent State's single-season list
- Swatted multiple shots in 17 games

### 2018-19 SEASON

- Named to MAC All-Freshman Team
- One of only two Flashes to start all 33 games
- Averaged 10.3 points, 4.7 rebounds and MAC-leading 1.6 blocks per game
- Had 16 double-digit scoring games
- Drained 66 three-pointers, which is the third-most in program history, and shot 40-percent from downtown

- Shot MAC-best .458 from the three-point line during conference play
- Team-best 53 blocked shots rank ninth on Kent State's single-season list
- Scored a season-high 22 points against Ohio (Feb. 23)
- Grabbed a season-high nine rebounds against Youngstown State (Nov. 20)
- Swatted a career-best eight blocks against Akron (Feb. 2), which is tied for the second-most in conference

### PRIOR TO KENT STATE

- Three-year letterwinner at Strongsville High School
- Rated as a three-star recruit by ESPN HoopGurlz Basketball
- Two-time all-district and three-time all-conference selection
- Named all-area first team by the Plain Dealer in 2018
- Averaged 16 points, nine rebounds and three blocks per game as a senior
- Led the Mustangs to a 21-5 record and regional championship game appearance
- Averaged 15.0 points, 8.3 rebounds and 3.1 blocks per game as a junior
- Set a school record with 14 blocked shots in a game during junior season

### PERSONAL

- Daughter of Robert and Dawn Thall
- Has three siblings, Taylor, Jake and Brooklyn
- Majoring in biology/pre-med



## TV / RADIO CHART



0

**CASEY SANTORO**

G • Fr. • 5-4  
Bellevue, Ohio / Bellevue



2

**ANNIE PAVLANSKY**

F • Jr. • 6-0  
Cortland, Ohio / Lakeview



3

**ALI DIGIULIO**

G • Sr. • 5-4  
Clarence, N.Y. / Clarence



4

**NILA BLACKFORD**

F • So. • 6-2  
Louisville, Ky. / Dupont Manual



5

**MARIAH MODKINS**

G • Jr. • 5-1  
Solon, Ohio / Solon



12

**LINSEY MARCHESE**

C • R-Jr. • 6-4  
Dacula, Ga. / Archer  
(Indiana)



14

**KATIE SHUMATE**

G • So. • 5-11  
Newark, Ohio / Newark



20

**CLARE KELLY**

G • So. • 5-8  
Olmsted Falls, Ohio /  
Olmsted Falls



23

**LEXI JACKSON**

C • Fr. • 6-4  
Monroeville, Pa. / Gateway



25

**MONIQUE SMITH**

F • Sr. • 5-11  
San Diego, Calif. / Serra



32

**HANNAH YOUNG**

G • Jr. • 5-10  
Forest, Va. / Brookville



40

**MARGAUX EIBEL**

F • Sr. • 5-11  
Carlsbad, Calif. /  
La Costa Canyon



43

**BEXLEY WALLACE**

C • Jr. • 6-3  
Pickerington, Ohio /  
Pickerington Central  
(Penn State)



44

**LINDSEY THALL**

F • Jr. • 6-2  
Strongsville, Ohio / Strongsville

# 2020-21 SEASON STATISTICS



## 2020-21 Kent St. Women's Basketball Combined Team Statistics All games

Page 1/1  
as of Mar 06, 2021

### Game Records

Record	Overall	Home	Away	Neutral
ALL GAMES	11-8	7-1	4-7	0-0
CONFERENCE	10-6	6-1	4-5	0-0
NON-CONFERENCE	1-2	1-0	0-2	0-0

### Score by Periods

Team	1st	2nd	3rd	4th	OT	TOT
Kent St.	324	292	337	322	27	1302
Opponents	334	308	336	357	22	1357

### Team Box Score

No. Player					Total		3-Point		F-Throw		Rebounds													
		GP-GS	MIN	AVG	FG-FGA	FG%	3FG-FGA	3FG%	FT-FTA	FT%	OFF	DEF	TOT	AVG	PF	DQ	A	TO	BLK	STL	PTS	AVG		
4	BLACKFORD, Nila	19-18	535:30	28.2	113-232	.487	7-18	.389	64-120	.533	78	116	194	10.2	56	1	19	57	8	25	297	15.6		
14	SHUMATE, Katie	18-16	523:00	29.1	74-201	.368	23-61	.377	49-58	.845	17	54	71	3.9	37	0	21	38	13	10	220	12.2		
44	THALL, Lindsey	19-19	603:04	31.7	70-172	.407	35-94	.372	32-42	.762	28	72	100	5.3	61	3	33	36	29	7	207	10.9		
20	KELLY, Clare	17-12	474:26	27.9	54-124	.435	31-83	.373	20-25	.800	22	31	53	3.1	35	0	27	28	0	15	159	9.4		
0	SANTORO, Casey	19-2	415:44	21.9	42-132	.318	18-67	.269	32-45	.711	4	35	39	2.1	23	0	42	31	1	10	134	7.1		
5	MODKINS, Mariah	19-19	548:26	28.9	37-119	.311	24-66	.364	32-46	.696	8	25	33	1.7	33	0	53	37	1	22	130	6.8		
32	YOUNG, Hannah	19-2	287:32	15.1	23-58	.397	5-15	.333	23-28	.821	26	44	70	3.7	25	0	7	23	3	9	74	3.9		
23	JACKSON, Lexi	13-0	122:12	9.4	10-27	.370	3-7	.429	5-8	.625	16	19	35	2.7	9	0	2	6	2	1	28	2.2		
12	MARCHESE, Linsey	15-5	150:35	10.0	12-35	.343	1-6	.167	4-14	.286	5	28	33	2.2	21	0	6	17	2	0	29	1.9		
2	PAVLANSKY, Annie	12-0	88:37	7.4	6-16	.375	3-8	.375	1-4	.250	4	7	11	0.9	7	0	4	8	0	3	16	1.3		
25	SMITH, Monique	15-1	84:02	5.6	1-10	.100	0-1	.000	5-10	.500	9	16	25	1.7	22	0	0	5	1	7	7	0.5		
40	EIBEL, Margaux	5-1	14:26	2.9	0-3	.000	0-1	.000	1-2	.500	2	1	3	0.6	4	0	0	0	0	2	1	0.2		
3	DIGIULIO, Ali	2-0	02:25	1.2	0-1	.000	0-1	.000	0-0	.000	0	1	1	0.5	0	0	0	0	0	0	0	0.0		
Team											40	43	83					16						
Total		19	3850		442-1130	.391	150-428	.350	268-402	.667	259	492	751	39.5	333	4	214	302	60	111	1302	68.5		
Opponents		19	3850		486-1117	.435	119-342	.348	266-357	.745	171	464	635	33.4	392	13	234	250	52	154	1357	71.4		

### Team Statistics

	KENTST	OPP
<b>Scoring</b>	<b>1302</b>	<b>1357</b>
Points per game	68.5	71.4
Scoring margin	-2.9	-
<b>Field goals-att</b>	<b>442-1130</b>	<b>486-1117</b>
Field goal pct	.391	.435
<b>3 point fg-att</b>	<b>150-428</b>	<b>119-342</b>
3-point FG pct	.350	.348
3-pt FG made per game	7.9	6.3
<b>Free throws-att</b>	<b>268-402</b>	<b>266-357</b>
Free throw pct	.667	.745
F-Throws made per game	14.1	14.0
<b>Rebounds</b>	<b>751</b>	<b>635</b>
Rebounds per game	39.5	33.4
Rebounding margin	+6.1	-
<b>Assists</b>	<b>214</b>	<b>234</b>
Assists per game	11.3	12.3
<b>Turnovers</b>	<b>302</b>	<b>250</b>
Turnovers per game	15.9	13.2
Turnover margin	-2.7	-
Assist/turnover ratio	0.7	0.9
<b>Steals</b>	<b>111</b>	<b>154</b>
Steals per game	5.8	8.1
<b>Blocks</b>	<b>60</b>	<b>52</b>
Blocks per game	3.2	2.7
<b>Winning streak</b>	<b>1</b>	<b>-</b>
Home win streak	2	-
<b>Attendance</b>	<b>134</b>	<b>480</b>
Home games-Avg/Game	8-17	11-44
Neutral site-Avg/Game	-	0-0

### Team Results

Date	Opponent		Score	Att.
12/02/2020	at Ohio St.	L	47-103	0
12/09/2020	at Saint Francis (PA)	L	64-67	0
12/11/2020	Ohio	W	84-80	0
12/13/2020	at Toledo	W	61-57	0
12/21/2020	Duquesne	W	73-66	0
01/02/2021	at Eastern Mich.	W	67-61	0
01/09/2021	Ball St.	W	70-61	0
02/03/2021	at Ohio	L	70-85	0
02/06/2021	Miami (OH)	W	71-69	0
02/08/2021	Toledo	Wot	93-87	0
02/10/2021	Bowling Green	Lot	79-80	0
02/13/2021	at Central Mich.	L	71-84	0
02/17/2021	at Western Mich.	L	58-71	100
02/20/2021	at Northern Ill.	W	69-65	40
02/21/2021	at Northern Ill.	W	73-58	40
02/24/2021	Buffalo	W	65-62	0
02/27/2021	at Miami (OH)	L	58-61	0
03/03/2021	at Bowling Green	L	65-82	300
03/06/2021	Akron	W	64-58	134

# 2020-21 MAC-ONLY STATISTICS



## 2020-21 Kent St. Women's Basketball Combined Team Statistics In Conference games

Page 1/1  
as of Mar 06, 2021

### Game Records

Record	Overall	Home	Away	Neutral
ALL GAMES	10-6	6-1	4-5	0-0
CONFERENCE	10-6	6-1	4-5	0-0
NON-CONFERENCE	0-0	0-0	0-0	0-0

### Score by Periods

Team	1st	2nd	3rd	4th	OT	TOT
Kent St.	280	245	293	273	27	1118
Opponents	266	264	276	293	22	1121

### Team Box Score

No.	Player				Total		3-Point		F-Throw		Rebounds													
		GP-GS	MIN	AVG	FG-FGA	FG%	3FG-FGA	3FG%	FT-FTA	FT%	OFF	DEF	TOT	AVG	PF	DQ	A	TO	BLK	STL	PTS	AVG		
4	BLACKFORD, Nila	16-15	463:04	28.9	98-196	.500	6-17	.353	55-101	.545	70	105	175	10.9	47	1	16	52	8	23	257	16.1		
14	SHUMATE, Katie	15-13	462:38	30.8	66-179	.369	19-55	.345	41-50	.820	14	51	65	4.3	33	0	19	34	11	10	192	12.8		
20	KELLY, Clare	14-12	403:08	28.8	51-109	.468	30-74	.405	17-21	.810	14	25	39	2.8	30	0	22	24	0	14	149	10.6		
44	THALL, Lindsey	16-16	506:22	31.6	57-140	.407	28-76	.368	28-36	.778	25	56	81	5.1	52	3	30	31	24	7	170	10.6		
0	SANTORO, Casey	16-2	366:04	22.9	40-119	.336	17-59	.288	28-37	.757	3	31	34	2.1	18	0	40	27	1	8	125	7.8		
5	MODKINS, Mariah	16-16	461:24	28.8	29-94	.309	19-52	.365	29-40	.725	7	20	27	1.7	27	0	44	33	1	19	106	6.6		
32	YOUNG, Hannah	16-2	261:03	16.3	20-54	.370	4-14	.286	21-26	.808	26	43	69	4.3	24	0	7	21	3	8	65	4.1		
23	JACKSON, Lexi	10-0	97:41	9.8	9-22	.409	3-6	.500	5-8	.625	14	18	32	3.2	8	0	2	4	2	1	26	2.6		
12	MARCHESE, Linsey	12-2	88:40	7.4	6-15	.400	0-3	.000	2-10	.200	5	17	22	1.8	14	0	4	12	2	0	14	1.2		
2	PAVLANSKY, Annie	10-0	45:49	4.6	2-8	.250	2-6	.333	0-2	.000	2	4	6	0.6	6	0	2	3	0	2	6	0.6		
25	SMITH, Monique	14-1	81:36	5.8	1-9	.111	0-0	.000	5-10	.500	8	16	24	1.7	19	0	0	5	0	7	7	0.5		
40	EIBEL, Margaux	4-1	10:05	2.5	0-3	.000	0-1	.000	1-2	.500	2	1	3	0.8	2	0	0	0	0	2	1	0.3		
3	DIGIULIO, Ali	2-0	02:25	1.2	0-1	.000	0-1	.000	0-0	.000	0	1	1	0.5	0	0	0	0	0	0	0	0.0		
Team											32	37	69					14						
Total		16	3250		379-949	.399	128-364	.352	232-343	.676	222	425	647	40.4	280	4	186	260	52	101	1118	69.9		
Opponents		16	3250		402-945	.425	100-301	.332	217-297	.731	146	372	518	32.4	328	11	183	218	42	134	1121	70.1		

### Team Statistics

	KENTST	OPP
<b>Scoring</b>	<b>1118</b>	<b>1121</b>
Points per game	69.9	70.1
Scoring margin	-0.2	-
<b>Field goals-att</b>	<b>379-949</b>	<b>402-945</b>
Field goal pct	.399	.425
<b>3 point fg-att</b>	<b>128-364</b>	<b>100-301</b>
3-point FG pct	.352	.332
3-pt FG made per game	8.0	6.3
<b>Free throws-att</b>	<b>232-343</b>	<b>217-297</b>
Free throw pct	.676	.731
F-Throws made per game	14.5	13.6
<b>Rebounds</b>	<b>647</b>	<b>518</b>
Rebounds per game	40.4	32.4
Rebounding margin	+8.1	-
<b>Assists</b>	<b>186</b>	<b>183</b>
Assists per game	11.6	11.4
<b>Turnovers</b>	<b>260</b>	<b>218</b>
Turnovers per game	16.3	13.6
Turnover margin	-2.6	-
Assist/turnover ratio	0.7	0.8
<b>Steals</b>	<b>101</b>	<b>134</b>
Steals per game	6.3	8.4
<b>Blocks</b>	<b>52</b>	<b>42</b>
Blocks per game	3.3	2.6
<b>Winning streak</b>	<b>1</b>	<b>-</b>
Home win streak	2	-
<b>Attendance</b>	<b>134</b>	<b>480</b>
Home games-Avg/Game	7-19	9-53
Neutral site-Avg/Game	-	0-0

### Team Results

Date	Opponent		Score	Att.
12/11/2020	Ohio	W	84-80	0
12/13/2020	at Toledo	W	61-57	0
01/02/2021	at Eastern Mich.	W	67-61	0
01/09/2021	Ball St.	W	70-61	0
02/03/2021	at Ohio	L	70-85	0
02/06/2021	Miami (OH)	W	71-69	0
02/08/2021	Toledo	Wot	93-87	0
02/10/2021	Bowling Green	Lot	79-80	0
02/13/2021	at Central Mich.	L	71-84	0
02/17/2021	at Western Mich.	L	58-71	100
02/20/2021	at Northern Ill.	W	69-65	40
02/21/2021	at Northern Ill.	W	73-58	40
02/24/2021	Buffalo	W	65-62	0
02/27/2021	at Miami (OH)	L	58-61	0
03/03/2021	at Bowling Green	L	65-82	300
03/06/2021	Akron	W	64-58	134

# CAREER STATISTICS

## BLACKFORD, Nila

				Field Goals		3-Point		F-Throws		Rebounds								Scoring		
SEASON	TEAM	GP-GS	MIN/AVG	FG-FGA	FG%	3FG-FGA	3FG%	FT-FTA	FT%	OFF	DEF	TOT	AVG	PF-FO	AST	TO	BLK	STL	PTS	AVG
2019-20	KentSt	27-26	787/29.2	124-317	.391	6-37	.162	80-124	.645	85	132	217	8.0	69-0	34	61	16	26	334	12.4
2020-21	KentSt	19-18	535/28.2	113-232	.487	7-18	.389	64-120	.533	78	116	194	10.2	56-1	19	57	8	25	297	15.6
TOTAL		46-44	1323/28.8	237-549	.432	13-55	.236	144-244	.590	163	248	411	8.9	125-1	53	118	24	51	631	13.7

## Single Game Highs

Statistic	Value	
Points	31	vs Robert Morris 11/24/19
Rebounds	15	vs Akron 02/26/20, at Toledo 12/13/20
Assists	4	vs St. Bonaventure 12/03/19, at Northern Ill. 01/15/20
Steals	4	at Ohio 02/03/21, at Miami (OH) 02/27/21
Blocks	2	6 times
FG Made	11	vs Robert Morris 11/24/19, at Miami (OH) 01/18/20
FG Attempts	20	at Youngstown St. 11/09/19
3FG Made	1	13 times
3FG Attempts	4	vs Ga. Southern 12/19/19
FT Made	9	vs Robert Morris 11/24/19
FT Attempts	14	vs Bowling Green 02/10/21

## DIGIULIO, Ali

				Field Goals		3-Point		F-Throws		Rebounds									Scoring	
SEASON	TEAM	GP-GS	MIN/AVG	FG-FGA	FG%	3FG-FGA	3FG%	FT-FTA	FT%	OFF	DEF	TOT	AVG	PF-FO	AST	TO	BLK	STL	PTS	AVG
2020-21	KentSt	2-0	2/1.2	0-1	.000	0-1	.000	0-0	.000	0	1	1	0.5	0-0	0	0	0	0	0	0.0
TOTAL		2-0	2/1.2	0-1	.000	0-1	.000	0-0	.000	0	1	1	0.5	0-0	0	0	0	0	0	0.0

## Single Game Highs

Statistic	Value	
Rebounds	1	at Western Mich. 02/17/21
FG Attempts	1	at Western Mich. 02/17/21
3FG Attempts	1	at Western Mich. 02/17/21



# CAREER STATISTICS

## EIBEL, Margaux

				Field Goals		3-Point		F-Throws		Rebounds										Scoring	
SEASON	TEAM	GP-GS	MIN/AVG	FG-FGA	FG%	3FG-FGA	3FG%	FT-FTA	FT%	OFF	DEF	TOT	AVG	PF-FO	AST	TO	BLK	STL		PTS	AVG
2017-18	KentSt	8-0	23/2.9	1-5	.200	0-1	.000	5-8	.625	3	0	3	0.4	1-0	0	1	0	0		7	0.9
2018-19	KentSt	7-0	14/2.0	2-2	1.000	1-1	1.000	2-4	.500	1	1	2	0.3	1-0	0	1	0	0		7	1.0
2019-20	KentSt	7-0	17/2.4	1-4	.250	0-3	.000	0-0	.000	0	0	0	0.0	2-0	0	1	0	0		2	0.3
2020-21	KentSt	5-1	14/2.9	0-3	.000	0-1	.000	1-2	.500	2	1	3	0.6	4-0	0	0	0	2		1	0.2
<b>TOTAL</b>		<b>27-1</b>	<b>68/2.5</b>	<b>4-14</b>	<b>.286</b>	<b>1-6</b>	<b>.167</b>	<b>8-14</b>	<b>.571</b>	<b>6</b>	<b>2</b>	<b>8</b>	<b>0.3</b>	<b>8-0</b>	<b>0</b>	<b>3</b>	<b>0</b>	<b>2</b>		<b>17</b>	<b>0.6</b>

## Single Game Highs

Statistic	Value	
Points	3	at NC State 11/11/18
Rebounds	1	8 times
Steals	2	at Bowling Green 03/03/21
FG Made	1	4 times
FG Attempts	3	vs Hiram 12/30/19, at Bowling Green 03/03/21
3FG Made	1	at NC State 11/11/18
3FG Attempts	2	vs Hiram 12/30/19
FT Made	2	vs Gonzaga 11/24/17
FT Attempts	2	7 times

## JACKSON, Lexi

				Field Goals		3-Point		F-Throws		Rebounds										Scoring	
SEASON	TEAM	GP-GS	MIN/AVG	FG-FGA	FG%	3FG-FGA	3FG%	FT-FTA	FT%	OFF	DEF	TOT	AVG	PF-FO	AST	TO	BLK	STL		PTS	AVG
2020-21	KentSt	13-0	122/9.4	10-27	.370	3-7	.429	5-8	.625	16	19	35	2.7	9-0	2	6	2	1		28	2.2
<b>TOTAL</b>		<b>13-0</b>	<b>122/9.4</b>	<b>10-27</b>	<b>.370</b>	<b>3-7</b>	<b>.429</b>	<b>5-8</b>	<b>.625</b>	<b>16</b>	<b>19</b>	<b>35</b>	<b>2.7</b>	<b>9-0</b>	<b>2</b>	<b>6</b>	<b>2</b>	<b>1</b>		<b>28</b>	<b>2.2</b>

## Single Game Highs

Statistic	Value	
Points	10	at Bowling Green 03/03/21
Rebounds	6	at Northern Ill. 02/20/21, at Northern Ill. 02/21/21
Assists	1	vs Bowling Green 02/10/21, at Northern Ill. 02/20/21
Steals	1	vs Toledo 02/08/21
Blocks	2	at Northern Ill. 02/20/21
FG Made	4	at Bowling Green 03/03/21
FG Attempts	8	at Bowling Green 03/03/21
3FG Made	2	at Bowling Green 03/03/21
3FG Attempts	3	at Bowling Green 03/03/21
FT Made	2	at Miami (OH) 02/27/21, at Northern Ill. 02/20/21
FT Attempts	4	at Miami (OH) 02/27/21

# CAREER STATISTICS

## KELLY, Clare

				Field Goals		3-Point		F-Throws		Rebounds								Scoring		
SEASON	TEAM	GP-GS	MIN/AVG	FG-FGA	FG%	3FG-FGA	3FG%	FT-FTA	FT%	OFF	DEF	TOT	AVG	PF-FO	AST	TO	BLK	STL	PTS	AVG
2019-20	KentSt	28-8	317/11.3	26-85	.306	16-62	.258	3-3	1.000	21	18	39	1.4	27-0	12	11	0	12	71	2.5
2020-21	KentSt	17-12	474/27.9	54-124	.435	31-83	.373	20-25	.800	22	31	53	3.1	35-0	27	28	0	15	159	9.4
TOTAL		45-20	792/17.6	80-209	.383	47-145	.324	23-28	.821	43	49	92	2.0	62-0	39	39	0	27	230	5.1

## Single Game Highs

Statistic	Value	
Points	27	vs Toledo 02/08/21
Rebounds	7	at Ohio St. 12/02/20
Assists	4	vs Ball St. 01/09/21, vs Bowling Green 02/10/21
Steals	2	6 times
FG Made	7	vs Hiram 12/30/19, at Northern Ill. 02/21/21
FG Attempts	14	vs Toledo 02/08/21
3FG Made	5	vs Hiram 12/30/19, at Northern Ill. 02/21/21
3FG Attempts	10	vs Toledo 02/08/21
FT Made	12	vs Toledo 02/08/21
FT Attempts	12	vs Toledo 02/08/21

## MARCHESE, Linsey

				Field Goals		3-Point		F-Throws		Rebounds										Scoring	
SEASON	TEAM	GP-GS	MIN/AVG	FG-FGA	FG%	3FG-FGA	3FG%	FT-FTA	FT%	OFF	DEF	TOT	AVG	PF-FO	AST	TO	BLK	STL	PTS	AVG	
2017-18	IND	36-0	432/12.0	24-48	.500	0-0	.000	11-27	.407	25	42	67	1.9	59-0	2	18	13	7	59	1.6	
2018-19	IND	31-0	353/11.4	18-33	.545	0-0	.000	7-17	.412	17	29	46	1.5	48-0	6	11	3	4	43	1.4	
2020-21	KentSt	15-5	151/10.0	12-35	.343	1-6	.167	4-14	.286	5	28	33	2.2	21-0	6	17	2	0	29	1.9	
TOTAL FOR KentSt		15-5	151/10.0	12-35	.343	1-6	.167	4-14	.286	5	28	33	2.2	21-0	6	17	2	0	29	1.9	
TOTAL		82-5	936/11.4	54-116	.466	1-6	.167	22-58	.379	47	99	146	1.8	128-0	14	46	18	11	131	1.6	

## Single Game Highs

Statistic	Value	
Points	10	at Eastern Mich. 01/02/21
Rebounds	7	vs Purdue 03/03/19
Assists	2	vs Ohio 12/11/20, at Saint Francis (PA) 12/09/20
Steals	3	vs Arkansas St. 11/11/17
Blocks	3	vs UT Martin 03/15/18
FG Made	4	vs Missouri St. 12/09/18, at Eastern Mich. 01/02/21
FG Attempts	9	at Ohio St. 12/02/20
3FG Made	1	at Saint Francis (PA) 12/09/20
3FG Attempts	3	at Saint Francis (PA) 12/09/20
FT Made	2	7 times
FT Attempts	8	at Eastern Mich. 01/02/21

# CAREER STATISTICS

## MODKINS, Mariah

				Field Goals		3-Point		F-Throws		Rebounds										Scoring	
SEASON	TEAM	GP-GS	MIN/AVG	FG-FGA	FG%	3FG-FGA	3FG%	FT-FTA	FT%	OFF	DEF	TOT	AVG	PF-FO	AST	TO	BLK	STL	PTS	AVG	
2018-19	KentSt	33-3	480/14.5	33-137	.241	19-85	.224	21-26	.808	13	30	43	1.3	28-0	35	41	0	20	106	3.2	
2019-20	KentSt	28-13	429/15.3	28-78	.359	19-57	.333	10-10	1.000	6	27	33	1.2	25-0	39	23	1	17	85	3.0	
2020-21	KentSt	19-19	548/28.9	37-119	.311	24-66	.364	32-46	.696	8	25	33	1.7	33-0	53	37	1	22	130	6.8	
TOTAL		80-35	1457/18.2	98-334	.293	62-208	.298	63-82	.768	27	82	109	1.4	86-0	127	101	2	59	321	4.0	

## Single Game Highs

Statistic	Value	
Points	16	at Eastern Mich. 01/02/21
Rebounds	4	5 times
Assists	9	vs Hiram 12/30/19
Steals	4	vs Toledo 02/08/21
Blocks	1	vs Eastern Mich. 01/08/20, at Northern Ill. 02/20/21
FG Made	6	vs Youngstown St. 11/20/18
FG Attempts	12	vs Youngstown St. 11/20/18
3FG Made	3	vs Ohio 12/11/20
3FG Attempts	8	vs Clarion 12/31/18
FT Made	6	at Eastern Mich. 01/02/21, vs Ohio 12/11/20
FT Attempts	12	at Eastern Mich. 01/02/21

## PAVLANSKY, Annie

				Field Goals		3-Point		F-Throws		Rebounds										Scoring	
SEASON	TEAM	GP-GS	MIN/AVG	FG-FGA	FG%	3FG-FGA	3FG%	FT-FTA	FT%	OFF	DEF	TOT	AVG	PF-FO	AST	TO	BLK	STL	PTS	AVG	
2018-19	KentSt	7-0	16/2.3	2-5	.400	0-1	.000	0-0	.000	0	3	3	0.4	0-0	2	2	0	0	4	0.6	
2019-20	KentSt	15-0	54/3.6	2-13	.154	2-11	.182	0-0	.000	0	8	8	0.5	4-0	4	3	0	1	6	0.4	
2020-21	KentSt	12-0	89/7.4	6-16	.375	3-8	.375	1-4	.250	4	7	11	0.9	7-0	4	8	0	3	16	1.3	
TOTAL		34-0	158/4.7	10-34	.294	5-20	.250	1-4	.250	4	18	22	0.6	11-0	10	13	0	4	26	0.8	

## Single Game Highs

Statistic	Value	
Points	7	at Saint Francis (PA) 12/09/20
Rebounds	5	at Ohio St. 12/02/20
Assists	1	10 times
Steals	1	4 times
FG Made	3	at Saint Francis (PA) 12/09/20
FG Attempts	4	4 times
3FG Made	2	at Bowling Green 03/03/21
3FG Attempts	3	vs Hiram 12/30/19, at Bowling Green 03/03/21
FT Made	1	at Ohio St. 12/02/20
FT Attempts	2	at Bowling Green 03/03/21, at Ohio St. 12/02/20

# CAREER STATISTICS

## SANTORO, Casey

				Field Goals		3-Point		F-Throws		Rebounds								Scoring		
SEASON	TEAM	GP-GS	MIN/AVG	FG-FGA	FG%	3FG-FGA	3FG%	FT-FTA	FT%	OFF	DEF	TOT	AVG	PF-FO	AST	TO	BLK	STL	PTS	AVG
2020-21	KentSt	19-2	416/21.9	42-132	.318	18-67	.269	32-45	.711	4	35	39	2.1	23-0	42	31	1	10	134	7.1
TOTAL		19-2	416/21.9	42-132	.318	18-67	.269	32-45	.711	4	35	39	2.1	23-0	42	31	1	10	134	7.1

## Single Game Highs

Statistic	Value	
Points	16	at Bowling Green 03/03/21
Rebounds	5	vs Ohio 12/11/20, at Bowling Green 03/03/21
Assists	7	vs Miami (OH) 02/06/21
Steals	2	vs Duquesne 12/21/20
Blocks	1	at Toledo 12/13/20
FG Made	5	4 times
FG Attempts	14	vs Ball St. 01/09/21
3FG Made	3	vs Ohio 12/11/20, at Bowling Green 03/03/21
3FG Attempts	8	at Bowling Green 03/03/21
FT Made	8	vs Akron 03/06/21
FT Attempts	10	vs Akron 03/06/21

## SHUMATE, Katie

				Field Goals		3-Point		F-Throws		Rebounds										Scoring	
SEASON	TEAM	GP-GS	MIN/AVG	FG-FGA	FG%	3FG-FGA	3FG%	FT-FTA	FT%	OFF	DEF	TOT	AVG	PF-FO	AST	TO	BLK	STL	PTS	AVG	
2019-20	KentSt	29-27	999/34.5	126-299	.421	35-94	.372	71-100	.710	50	136	186	6.4	43-1	42	50	26	35	358	12.3	
2020-21	KentSt	18-16	523/29.1	74-201	.368	23-61	.377	49-58	.845	17	54	71	3.9	37-0	21	38	13	10	220	12.2	
TOTAL		47-43	1522/32.4	200-500	.400	58-155	.374	120-158	.759	67	190	257	5.5	80-1	63	88	39	45	578	12.3	

## Single Game Highs

Statistic	Value	
Points	27	at Bowling Green 02/29/20
Rebounds	13	at Ohio 02/08/20
Assists	5	vs Ball St. 01/29/20
Steals	4	vs Robert Morris 11/24/19
Blocks	3	vs Bowling Green 02/05/20, at Purdue 12/08/19
FG Made	10	vs Toledo 02/15/20
FG Attempts	20	vs Akron 03/06/21
3FG Made	4	vs Troy 12/20/19, vs Western Mich. 01/11/20
3FG Attempts	7	at Ohio 02/08/20, vs Troy 12/20/19, vs Buffalo 02/24/21
FT Made	13	vs Ohio 03/04/20
FT Attempts	15	vs Ohio 03/04/20



# CAREER STATISTICS

## SMITH, Monique

				Field Goals		3-Point		F-Throws		Rebounds									Scoring	
SEASON	TEAM	GP-GS	MIN/AVG	FG-FGA	FG%	3FG-FGA	3FG%	FT-FTA	FT%	OFF	DEF	TOT	AVG	PF-FO	AST	TO	BLK	STL	PTS	AVG
2017-18	KentSt	26-1	188/7.2	10-20	.500	0-1	.000	4-10	.400	15	29	44	1.7	27-0	2	18	0	8	24	0.9
2018-19	KentSt	12-0	36/3.0	3-8	.375	0-0	.000	1-2	.500	3	3	6	0.5	1-0	0	1	0	0	7	0.6
2019-20	KentSt	27-0	214/7.9	17-32	.531	0-0	.000	4-9	.444	14	36	50	1.9	21-0	3	9	4	6	38	1.4
2020-21	KentSt	15-1	84/5.6	1-10	.100	0-1	.000	5-10	.500	9	16	25	1.7	22-0	0	5	1	7	7	0.5
TOTAL		80-2	522/6.5	31-70	.443	0-2	.000	14-31	.452	41	84	125	1.6	71-0	5	33	5	21	76	1.0

## Single Game Highs

Statistic	Value	
Points	4	6 times
Rebounds	6	at Miami (OH) 03/03/18, vs Bowling Green 02/05/20, vs Bowling Green 02/10/21
Assists	1	5 times
Steals	2	4 times
Blocks	1	5 times
FG Made	2	6 times
FG Attempts	6	vs Akron 03/06/21
3FG Attempts	1	at Northern Ill. 01/03/18, at Saint Francis (PA) 12/09/20
FT Made	3	vs Miami (OH) 02/22/20
FT Attempts	4	4 times

## WALLACE, Bexley

				Field Goals		3-Point		F-Throws		Rebounds									Scoring	
SEASON	TEAM	GP-GS	MIN/AVG	FG-FGA	FG%	3FG-FGA	3FG%	FT-FTA	FT%	OFF	DEF	TOT	AVG	PF-FO	AST	TO	BLK	STL	PTS	AVG
2018-19	PSU	27-2	206/7.6	12-26	.462	0-0	.000	5-8	.625	12	20	32	1.2	40-0	4	12	3	5	29	1.1
2019-20	PSU	24-1	190/7.9	15-25	.600	0-0	.000	3-7	.429	13	18	31	1.3	32-0	10	21	4	8	33	1.4
TOTAL FOR KentSt		0-0	0/0.0	0-0	.000	0-0	.000	0-0	.000	0	0	0	0.0	0-0	0	0	0	0	0	0.0
TOTAL		51-3	396/7.8	27-51	.529	0-0	.000	8-15	.533	25	38	63	1.2	72-0	14	33	7	13	62	1.2

## Single Game Highs

Statistic	Value	
Points	9	at Florida St. 11/29/18
Rebounds	5	vs Providence 11/08/18, at Florida St. 11/29/18, vs Iowa 01/30/20
Assists	2	at Ohio St. 02/06/19, at Purdue 01/26/20
Steals	2	at Wisconsin 01/24/19, at Michigan St. 03/01/20, vs Iowa 01/30/20
Blocks	2	at Northwestern 01/19/20
FG Made	4	at Florida St. 11/29/18
FG Attempts	5	at Florida St. 11/29/18
FT Made	3	vs Stony Brook 11/25/18
FT Attempts	4	vs Stony Brook 11/25/18


## YOUNG, Hannah

				Field Goals		3-Point		F-Throws		Rebounds									Scoring	
SEASON	TEAM	GP-GS	MIN/AVG	FG-FGA	FG%	3FG-FGA	3FG%	FT-FTA	FT%	OFF	DEF	TOT	AVG	PF-FO	AST	TO	BLK	STL	PTS	AVG
2018-19	KentSt	33-0	324/9.8	34-97	.351	11-33	.333	22-30	.733	23	36	59	1.8	38-0	14	36	7	11	101	3.1
2019-20	KentSt	29-5	498/17.2	45-98	.459	20-51	.392	30-39	.769	29	61	90	3.1	53-0	16	23	6	10	140	4.8
2020-21	KentSt	19-2	288/15.1	23-58	.397	5-15	.333	23-28	.821	26	44	70	3.7	25-0	7	23	3	9	74	3.9
TOTAL		81-7	1109/13.7	102-253	.403	36-99	.364	75-97	.773	78	141	219	2.7	116-0	37	82	16	30	315	3.9

## Single Game Highs

Statistic	Value	
Points	14	vs Hiram 12/30/19, at Northern Ill. 01/15/20
Rebounds	15	vs Akron 03/06/21
Assists	3	at Buffalo 02/09/19, at Akron 02/12/20, at Bowling Green 03/03/21
Steals	3	vs Clarion 12/31/18


# 2020-21 BOX SCORES

														
<b>Kent State at Ohio State</b> Official Basketball Box Score - Final 12/20/20 Covell Center, Columbus, OH 2020-21 Women's Basketball Game Time: 12:00 PM Game Duration: 1:42 Officials: Jesse Dickerson, Tim Daley, Jamie Broderick														
<b>Kent State - 47</b> Record: 0-1														
NO. Name	Min	FG	3P	FT	Rebounds	Fouls	TP	AS	TO	ST	Blocks	BS	BA	+/-
4 Nila Blackford	F 21:29	4-11	0-0	1-5	2 3 5	3 6	9	2	1	0	0	2	-32	
44 Lindsey Thall	F 25:56	1-10	1-4	2-2	1 4 5	4 3	5	0	3	0	0	1	-39	
12 Lindsey Marchese	C 22:35	2-9	0-0	2-3	0 5 5	3 3	6	0	1	0	0	0	-26	
5 Mariah Modkins	G 24:09	3-8	2-4	0-0	0 1 1	1 1	8	0	1	1	0	1	-33	
14 Katie Shumate	G 15:49	1-7	0-2	2-2	1 1 2	1 1	4	0	1	0	0	0	-12	
0 Casey Santoro	G 15:51	0-4	1-4	1-4	1 1 2	1 1	0	0	0	0	0	0	-29	
2 Annie Pavlansky	21:23	1-4	0-0	1-2	2 3 5	1 2	3	1	1	0	0	1	-25	
23 Lexi Jackson	16:50	1-4	0-1	0-0	2 1 3	0 1	2	0	2	0	0	0	-32	
32 Hannah Young	11:41	2-2	0-0	2-2	0 0 3	0 1	1	6	0	1	0	0	-27	
20 Clare Kelly	19:56	1-6	0-2	1-2	4 3 7	2 2	3	2	2	0	0	0	-26	
40 Margaux Ebel	04:21	0-0	0-0	0-0	0 0 0	2 0	0	0	0	0	0	0	-5	
<b>Totals</b>		16-68	3-17	12-22	18 23 41	20 22	47	5	14	1	0	5	-56	
<b>Technical Fouls: Coach 4<sup>th</sup> 5:57</b> Dead Ball Rebounds: 6, 0														
<b>Shooting By Period</b> 1 <sup>st</sup> FG% 1-16 6.3% 3PT% 0-4 0.0% FT% 2-4 50% 2 <sup>nd</sup> FG% 3-21 14.3% 3PT% 0-4 0.0% FT% 4-6 66.7% 3 <sup>rd</sup> FG% 5-17 29.4% 3PT% 2-8 25.0% FT% 4-5 80% 4 <sup>th</sup> FG% 7-14 50.0% 3PT% 1-1 100.0% FT% 2-7 28.6% GM FG% 16-68 23.5% 3PT% 3-17 17.6% FT% 12-22 54.5%														

<b>Ohio State - 103</b> Record: 2-0														
NO. Name	Min	FG	3P	FT	Rebounds	Fouls	TP	AS	TO	ST	Blocks	BS	BA	+/-
14 Dorka Juhasz	F 23:56	7-15	1-4	1-2	3 7 10	0 4	16	1	0	0	2	0	31	
32 Aaliyah Patty	F 17:21	6-8	1-1	2-2	0 6 6	3 1	15	0	0	1	1	0	31	
0 Madison Greene	G 25:37	3-6	0-0	6-6	1 1 2	2 4	12	6	1	0	0	0	41	
4 Jacy Sheldon	G 18:45	6-7	2-3	2-2	0 4 4	3 0	16	2	0	1	0	0	34	
10 Braxtin Miller	G 27:33	3-7	0-1	0-0	0 3 3	0 0	6	6	1	1	1	0	41	
5 Katori Poole	22:52	5-7	1-1	4-5	1 5 6	1 4	15	1	0	2	0	0	30	
35 Tanaya Beacham	17:54	2-3	0-0	0-0	1 3 4	1 4	4	3	0	2	0	0	32	
23 Rebeka Mikulasikova	14:49	2-3	1-2	3-4	0 3 3	5 2	8	2	1	0	0	0	13	
1 Rikki Harris	15:09	2-4	0-0	0-0	0 3 3	2 1	4	2	0	1	0	0	11	
2 Gabby Hultscherson	09:48	2-4	1-1	0-0	0 1 1	0 0	5	0	0	0	1	0	10	
3 Anyssa Jones	06:16	1-2	0-0	0-1	0 0 2	2 2	2	0	0	0	0	0	6	
<b>Totals</b>		39-66	7-14	18-22	6 38 44	22 19	103	23	3	8	5	0	56	
<b>Technical Fouls: NONE</b> Dead Ball Rebounds: 2, 0														
<b>Shooting By Period</b> 1 <sup>st</sup> FG% 12-17 70.6% 3PT% 3-4 75.0% FT% 4-4 100% 2 <sup>nd</sup> FG% 8-16 50.0% 3PT% 1-2 50.0% FT% 4-6 66.7% 3 <sup>rd</sup> FG% 8-16 50.0% 3PT% 1-3 33.3% FT% 5-5 100% 4 <sup>th</sup> FG% 11-17 64.7% 3PT% 2-5 40.0% FT% 5-7 71.4% GM FG% 39-66 58.1% 3PT% 7-14 50.0% FT% 18-22 81.8%														

	KSU	OSU
Biggest lead	0 (1 <sup>st</sup> 10:00)	56 (4 <sup>th</sup> 0:18)
Best Scoring Run	5 (3 <sup>rd</sup> 9:52)	26 (1 <sup>st</sup> 1:42)
Lead Changes	0	
Times Tied	0	
Time with Lead	00:00	39:21

	KSU	SFU
Biggest lead	6 (1 <sup>st</sup> 2:05)	6 (3 <sup>rd</sup> 0:40)
Best Scoring Run	9 (2 <sup>nd</sup> 1:38)	9 (2 <sup>nd</sup> 4:35)
Lead Changes	10	
Lead Changes	10	
Times Tied	8	
Time with Lead	21:41	11:40

														
<b>Kent St. at Toledo</b> Official Basketball Box Score - Final 12/19/20 John F. Savage Arena, Toledo 2020-21 Women's Basketball Game Time: 2:00 PM Game Duration: 2:20 Officials: Nathan Baker, Kaki Enterline, Matt Balster														
<b>Kent St. - 61</b> Record: 2-1 (0-1)														
NO. Name	Min	FG	3P	FT	Rebounds	Fouls	TP	AS	TO	ST	Blocks	BS	BA	+/-
4 Erica Johnson	F 39:37	7-23	6-18	9-11	0 4 4	3 9	29	5	3	2	0	2	-3	
41 Gabby Burris	F 33:10	3-6	1-3	5-5	2 4 6	4 5	12	1	3	0	0	1	4	
1 Cierra Hooks	G 30:50	8-17	2-3	5-9	6 3 9	4 6	23	1	3	0	1	2	-2	
5 Caitlyn Kroll	G 34:02	1-6	1-5	2-2	0 7 7	2 3	5	1	1	2	0	1	-5	
1 Peyton Guice	G 30:01	2-7	1-2	0-0	1 3 4	2 0	5	0	0	3	0	1	4	
3 Madi Mace	20:10	2-4	2-3	0-2	0 0 0	4 2	6	1	2	0	0	0	-9	
23 Jasmine Hale	06:39	0-0	0-0	0-0	0 0 0	2 0	0	0	1	0	0	0	-3	
20 Abby Garnett	02:02	0-0	0-0	0-0	0 0 0	0 0	0	0	0	0	0	0	-4	
11 Kaylee Bambule	03:29	0-0	0-0	0-0	0 0 0	0 0	0	0	0	0	0	0	-2	
<b>Totals</b>		23-63	13-34	21-29	12 21 33	21 25	80	9	13	7	1	7	-4	
<b>Technical Fouls: Burris 4<sup>th</sup> 8:10</b> Dead Ball Rebounds: 5, 0														
<b>Shooting By Period</b> 1 <sup>st</sup> FG% 4-11 36.4% 3PT% 2-12 100% FT% 2-2 100% 2 <sup>nd</sup> FG% 6-15 40.0% 3PT% 3-8 37.5% FT% 2-2 100% 3 <sup>rd</sup> FG% 9-17 52.9% 3PT% 5-8 62.5% FT% 7-10 70% 4 <sup>th</sup> FG% 3-15 20.0% 3PT% 1-7 14.3% FT% 10-15 66.7% GM FG% 23-63 36.5% 3PT% 13-34 38.2% FT% 21-29 72.4%														

<b>Kent St. - 84</b> Record: 1-2 (1-0)														
NO. Name	Min	FG	3P	FT	Rebounds	Fouls	TP	AS	TO	ST	Blocks	BS	BA	+/-
4 Nila Blackford	F 31:33	3-10	1-2	5-9	5 8 13	5 7	12	2	2	1	2	1	1	
44 Lindsey Thall	F 31:21	3-6	2-3	3-4	0 4 4	4 2	11	4	3	1	4	0	1	
12 Lindsey Marchese	C 08:19	0-0	0-0	0-0	0 6 6	2 0	0	2	2	0	0	0	-4	
5 Mariah Modkins	G 35:56	3-5	3-3	6-6	0 0 0	1 3	15	8	2	0	0	0	6	
14 Katie Shumate	G 30:04	6-16	3-5	3-4	0 2 2	3 4	18	2	3	1	0	3	0	
0 Casey Santoro	24:38	5-8	3-5	1-2	0 5 5	2 3	14	2	2	1	0	0	10	
20 Clare Kelly	20:55	5-9	4-8	0-0	1 1 2	4 1	14	1	2	1	0	0	2	
25 Monique Smith	07:55	0-0	0-0	0-0	1 2 3	2 0	0	0	1	0	0	0	-2	
2 Annie Pavlansky	07:16	0-2	0-2	0-0	0 0 0	2 0	0	0	1	0	1	0	-8	
32 Hannah Young	02:03	0-0	0-0	0-0	0 0 0	0 0	0	0	1	0	0	0	1	
<b>Totals</b>		25-56	16-28	18-25	8 31 39	25 20	84	22	19	5	7	1	4	
<b>Technical Fouls: NONE</b> Dead Ball Rebounds: 9, 0														
<b>Shooting By Period</b> 1 <sup>st</sup> FG% 5-11 45.5% 3PT% 4-8 50.0% FT% 6-6 100% 2 <sup>nd</sup> FG% 6-16 37.5% 3PT% 3-8 37.5% FT% 3-5 60% 3 <sup>rd</sup> FG% 8-14 57.1% FT% 1-4 25% 4 <sup>th</sup> FG% 6-15 40.0% 3PT% 3-4 75.0% FT% 8-10 80% GM FG% 25-56 44.6% 3PT% 16-28 57.1% FT% 18-25 72.0%														

	OHIO	KSU
Biggest lead	5 (3 <sup>rd</sup> 0:49)	8 (2 <sup>nd</sup> 8:12)
Best Scoring Run	9 (3 <sup>rd</sup> 0:49)	11 (4 <sup>th</sup> 7:48)
Lead Changes	8	
Times Tied	4	
Time with Lead	05:30	33:10

	OHIO	KSU
Biggest lead	18 (3 <sup>rd</sup> 2:08)	5 (1 <sup>st</sup> 3:29)
Best Scoring Run	13 (2 <sup>nd</sup> 5:47)	11 (4 <sup>th</sup> 5:20)
Lead Changes	4	
Times Tied	5	
Time with Lead	30:33	06:19

# 2020-21 BOX SCORES



Official Basketball Box Score - Final  
**Duquesne at Kent St.**  
12/21/20 M.A.C. Center, Kent  
2020-21 Women's Basketball

Game Time: 1:00 PM  
Game Duration: 2:00

Officials: Chris Minor, Felicia Young, Josh Howell

Duquesne - 66

Record: 2-3

NO. Name	Min	FG M-A	3P M-A	FT M-A	Rebounds OR DR TOT	Fouls PF FD	TP	AS	TO	ST	Blocks BS BA	+/-
20 Amaya Hamilton	F 18:17	2-8	0-2	1-1	0 1 1	1 1 5	1	0	0	0	0	-5
13 Laia Sole	C 36:55	9-18	1-1	4-7	1 3 4	2 4 23	1	0	1	0	2	-3
31 Precious Johnson	C 27:36	4-8	0-0	0 0	1 6 7	4 1 8	1	1	0	2	0	-4
1 Diamond Bragg	G 17:27	0-1	0-0	2-2	0 4 4	2 2 2	1	3	0	0	1	-6
35 Amanda Kalin	G 33:59	5-9	1-3	4-4	0 1 1	3 4 15	4	2	0	0	1	-4
4 Megan McConnell	31:35	1-3	1-1	2-2	0 3 3	5 2 5	4	2	1	0	0	-7
12 Anie-Pier Samson	07:48	0-1	0-0	1 1	2 2 1	0 0 1	0	0	1	0	0	-8
24 Kiersten Elliott	05:24	0-1	0-1	0-0	1 1 2	0 0 0	0	1	0	1	0	-1
0 Snezhana Serafimovska	01:11	0-0	0-0	0 0	0 0 0	1 0 0	0	2	0	0	0	-3
54 Tess Myers	17:59	3-5	2-3	0-0	0 2 2	3 0 8	1	2	1	0	1	1
52 Lindsey Linard	01:49	0-0	0-0	0 0	0 0 0	0 0 0	0	0	0	0	0	-1
Team					4 0 4		0	0	0	0		
Totals		24-54	5-12	13-16	8 22 30	23 15 66	14	13	4	2	5	-7

Technical Fouls: NONE

Dead Ball Rebounds: 1, 1



Official Basketball Box Score - Final  
**Kent St. at Eastern Mich.**  
01/02/21 Convocation Center, Ypsilanti  
2020-21 Women's Basketball

Game Time: 12:00 PM  
Game Duration: 2:07

Officials: Zachary Klein, Althea Buford, Justin Plauch

Kent St. - 67

Record: 4-2 (3-0)

NO. Name	Min	FG M-A	3P M-A	FT M-A	Rebounds OR DR TOT	Fouls PF FD	TP	AS	TO	ST	Blocks BS BA	+/-
4 Nila Blackford	F 26:19	5-11	1-1	3-5	4 9 13	4 7 14	1	4	1	0	0	4
44 Lindsey Thall	F 25:24	2-5	1-3	0-0	0 5 5	5 1 5	1	2	1	1	0	-3
5 Mariah Modkins	G 35:24	4-8	2-5	6-12	0 1 1	2 7 16	1	3	2	0	0	6
14 Katie Shumate	G 23:31	1-6	1-2	4-4	0 3 3	3 2 7	3	0	0	0	0	7
20 Clare Kelly	G 33:21	4-4	2-2	2-2	1 0 1	2 1 12	3	2	2	0	0	4
12 Linsey Marchese	20:30	4-5	0-0	2-8	2 3 5	2 6 10	0	3	0	1	0	-2
0 Casey Santoro	19:36	1-6	1-2	0-0	0 1 1	0 0 1	3	1	0	1	0	0
32 Hannah Young	06:30	0-0	0-0	0 0	1 1 0	0 0 0	0	0	0	0	0	-5
25 Monique Smith	06:21	0-0	0-0	0 0	1 4 5	0 1 0	0	0	0	0	0	8
2 Annie Pavlansky	03:03	0-0	0-0	0 0	0 0 0	0 0 0	0	0	0	0	0	5
23 Lexi Jackson	00:01	0-0	0-0	0 0	0 0 0	0 0 0	0	0	0	0	0	0
Team					3 1 4		0	3				
Totals		21-46	8-15	17-31	11 28 39	18 26 67	10	23	7	2	0	6

Technical Fouls: NONE

Shooting By Period	1st	2nd	3rd	4th	FT	GM FG
1st FG%	6-11	54.5%				
3PT%	2-2	100.0%				
FT%	4-8	50%				
2nd FG%	6-16	37.5%				
3PT%	2-5	40.0%				
FT%	2-4	50%				
3rd FG%	6-11	54.5%				
3PT%	3-4	75.0%				
FT%	3-9	33.3%				
4th FG%	3-8	37.5%				
3PT%	1-4	25.0%				
FT%	8-10	80%				
GM FG%	21-46	45.7%				
3PT%	8-15	53.3%				
FT%	17-31	54.8%				

Dead Ball Rebounds: 6, 0

Kent St. - 73

Record: 3-2

NO. Name	Min	FG M-A	3P M-A	FT M-A	Rebounds OR DR TOT	Fouls PF FD	TP	AS	TO	ST	Blocks BS BA	+/-
4 Nila Blackford	F 26:06	7-13	1-1	3-9	3 6 9	2 6 18	0	1	0	0	2	9
44 Lindsey Thall	F 33:45	6-9	5-6	0-0	2 5 7	4 3 17	2	1	0	4	0	18
12 Linsey Marchese	C 21:06	1-4	0-0	0 0	0 3 3	2 1 2	0	2	0	0	0	-11
5 Mariah Modkins	G 27:50	2-7	2-6	1-2	0 1 1	3 4 7	5	1	0	0	0	-11
14 Katie Shumate	G 29:05	5-10	3-3	4-4	2 2 4	2 4 17	1	3	0	1	0	9
20 Clare Kelly	27:57	1-5	0-3	2-2	2 2 4	1 1 4	3	2	1	0	0	5
0 Casey Santoro	20:57	1-3	0-2	3-4	0 0 0	1 4 5	2	4	2	0	0	2
23 Lexi Jackson	02:48	0-0	0-0	0 0	0 0 0	0 0 0	0	0	0	0	0	-1
32 Hannah Young	10:24	1-2	1-1	0-0	0 1 1	0 0 3	0	3	0	1	0	0
Team					1 3 4		0	0				
Totals		24-53	12-22	13-21	10 23 33	15 23 73	13	15	3	5	2	7

Technical Fouls: NONE

Dead Ball Rebounds: 4, 1

	DUQ	KSU
Biggest lead	2 (1st 9:15)	18 (2nd 3:56)
Best Scoring Run	12 (4th 7:24)	8 (2nd 7:28)
Lead Changes	1	
Times Tied	0	
Time with Lead	00:55	38:20

Points from	DUQ	KSU
Turnovers	12	20
Paint	28	24
Second Chance	10	8
Fast Breaks	4	14
Bench	13	12

Period by Period Scoring	1st	2nd	3rd	4th	TOT
DUQ	18	10	17	21	66
KSU	21	20	16	16	73



Official Basketball Box Score - Final  
**Bail St. at Kent St.**  
01/09/21 M.A.C. Center, Kent  
2020-21 Women's Basketball

Game Time: 12:00 PM  
Game Duration: 1:54

Officials: Bryan Enterline, Colleen Thompson, Justin Paluch

Bail St. - 61

Record: 4-5 (2-3)

NO. Name	Min	FG M-A	3P M-A	FT M-A	Rebounds OR DR TOT	Fouls PF FD	TP	AS	TO	ST	Blocks BS BA	+/-
10 Thelma Dis Agustinodottir	F 32:36	2-7	1-2	2-2	2 4 6	0 1 7	2	0	0	0	0	-4
32 Oshlynn Brown	F 29:27	8-15	0-1	0-4	2 11 13	3 3 16	1	2	2	0	0	-1
4 Essence Booker	G 13:21	1-4	0-1	0 0	0 0 0	1 0 2	2	1	0	0	0	-1
11 Sydney Freeman	G 37:31	4-13	2-8	1-2	0 2 2	2 1 11	2	2	2	1	0	-13
30 Anna Clephane	G 26:53	4-9	3-3	3-5	2 1 3	3 3 14	0	1	1	0	1	-9
42 Annie Rauch	27:27	3-4	0-0	1-2	0 3 3	2 3 7	3	1	0	1	0	-2
21 Blake Smith	06:44	0-1	0-0	0 0	1 0 1	2 0 0	0	0	0	0	0	-4
13 Ivel Subirats	10:24	0-4	0-1	0-0	0 1 1	2 0 0	0	1	0	0	0	-5
12 Ella Skeens	08:36	0-1	0-1	0 0	0 0 0	0 0 0	0	0	0	0	0	-6
5 Maliah Howard-Bass	07:01	1-4	0-1	2-3	0 0 0	0 3 4	1	0	1	0	1	-4
Team					3 1 4		0	1				
Totals		23-62	6-18	9-18	10 23 33	15 14 61	12	8	6	2	4	-9

Technical Fouls: NONE

Dead Ball Rebounds: 6, 1

Kent St. - 70

Record: 5-2 (4-0)

NO. Name	Min	FG M-A	3P M-A	FT M-A	Rebounds OR DR TOT	Fouls PF FD	TP	AS	TO	ST	Blocks BS BA	+/-
40 Margaux Eibel	F 02:53	0-0	0-0	0-0	0 0 0	0 0 0	0	0	0	0	0	0
44 Lindsey Thall	F 35:35	4-10	2-3	1-2	3 2 5	3 1 11	2	2	0	1	0	11
5 Mariah Modkins	G 11:14	0-3	0-1	0 0	1 2 3	0 0 0	1	0	0	0	1	0
20 Clare Kelly	G 26:52	3-6	1-3	0-0	2 2 4	2 0 7	4	1	2	0	0	6
25 Monique Smith	G 02:53	0-0	0-0	1-2	0 0 0	1 1 1	0	0	0	0	0	1
4 Nila Blackford	32:52	8-11	1-1	3-5	1 10 11	2 8 20	1	3	3	1	0	1
14 Katie Shumate	25:07	3-9	1-4	0-0	0 5 5	1 7 2	1	0	2	0	0	9
0 Casey Santoro	32:38	5-14	2-7	0 0	2 2 2	1 12 3	2	0	0	0	1	5
12 Linsey Marchese	07:20	0-1	0-0	0 0	0 0 0	1 1 0	0	0	0	0	0	-1
32 Hannah Young	22:36	4-5	0-1	4-4	3 4 7	2 2 12	0	2	0	0	0	13
Team					2 4 6		0	1				
Totals		27-59	7-20	9-15	12 31 43	14 15 70	13	12	5	4	2	9

Technical Fouls: NONE

Dead Ball Rebounds: 2, 1

	BSU	KSU
Biggest lead	7 (1st 1:11)	17 (4th 6:41)
Best Scoring Run	5 (1st 5:08)	7 (2nd 3:44)
Lead Changes	7	
Times Tied	2	
Time with Lead	10:01	28:18

Points from	BSU	KSU
Turnovers	16	4
Paint	34	34
Second Chance	2	17
Fast Breaks	1	2
Bench	11	51

Period by Period Scoring	1st	2nd	3rd	4th	TOT
BSU	21	9	12	19	61
KSU	17	20	16	17	70



Official Basketball Box Score - Final  
**Kent St. at Ohio**  
02/02/21 Convocation Center, Athens  
2020-21 Women's Basketball

Game Time: 6:00 PM  
Game Duration: 1:55

Officials: Josh Howell, Chris Oakes, Kayla Massey

Kent St. - 70

Record: 5-3 (4-1)

NO. Name	Min	FG M-A	3P M-A	FT M-A	Rebounds OR DR TOT	Fouls PF FD	TP	AS	TO	ST	Blocks BS BA	+/-
4 Nila Blackford	F 32:00	4-8	0-0	1-2	3 6 9	4 3 9	3	6	4	2	0	-9
44 Lindsey Thall	F 25:41	3-10	2-8	0-0	1 0 1	5 1 8	2	3	0	0	0	3
5 Mariah Modkins	G 35:57	3-9	2-7	1-1	0 0 0	1 9 2	2	2	1	0	0	-12
14 Katie Shumate	G 34:12	9-15	3-5	2-2	0 6 6	3 5 29	1	2	2	0	0	16
20 Clare Kelly	G 17:57	0-2	0-2	0-0	0 0 0	0 3 0	0	2	4	1	0	-7
0 Casey Santoro	21:18	5-12	0-4	0-0	0 0 0	2 4 10	2	1	0	0	1	-9
32 Hannah Young	19:59	3-7	1-1	4-4	2 6 8	4 4 11	1	1	0	0	0	-10
25 Monique Smith	06:55	0-0	0-0	0 0	0 0 0	1 0 0	0	0	1	0	0	-2
12 Linsey Marchese	03:47	0-0	0-0	0 0	0 0 0	0 1 1	0	0	1	0	0	-8
2 Annie Pavlansky	02:14	0-0	0-0	0 0	0 0 0	0 0 0	0	0	0	0	0	-5
Team					4 5 9		0	1				
Totals		27-63	8-27	8-9	10 23 33	23 19 70	13	22	8	2	1	-15

Technical Fouls: NONE

Shooting By Period			
1 <sup>st</sup>	FG%	6-14	42.9%
	3PT%	4-10	40.0%
	FT%	0-0	0%
2 <sup>nd</sup>	FG%	5-12	41.7%
	3PT%	2-5	40.0%
	FT%	0-0	0%
3 <sup>rd</sup>	FG%	9-19	47.4%
	3PT%	2-6	33.3%
	FT%	4-5	80%
4 <sup>th</sup>	FG%	7-18	38.9%
	3PT%	0-6	0.0%
	FT%	4-4	100%

# 2020-21 BOX SCORES

NCAA

Official Basketball Box Score - Final

**Miami (OH) at Kent St.**

02/06/21 M.A.C. Center, Kent

2020-21 Women's Basketball

Game Time: 12:00 PM

Game Duration: 1:58

NCAA

Official Basketball Box Score - Final

**Toledo at Kent St.**

02/08/21 M.A.C. Center, Kent

2020-21 Women's Basketball

Game Time: 2:00 PM

Game Duration: 2:23

Miami (OH) - 69

Record: 2-15 (1-12)

Officials: Troy Ramsey, Jordan Pingle, Felicia Young

NO. Name	Min	FG	3P	FT	Rebounds	Fouls	TP	AS	TO	ST	Blocks	+/-
		M-A	M-A	M-A	OR DR TOT	PF FO					BS BA	
45 Tihanna Fulton	F 33:57	4-8	0-2	0-0	1 5 6 3	1 1 8	2	0	3	0	0	2
54 Kelly McLaughlin	F 12:46	0-5	0-0	1-2	1 2 3 5	1 1	0	1	2	0	0	-11
12 Katie Davidson	G 28:24	3-12	0-5	0-0	1 1 2 0	0 0	6	2	1	0	0	1
24 Peyton Scott	G 39:38	14-25	2-6	4-4	2 3 5 0	4 34	3	3	4	0	3	-1
35 Abbey Hoff	G 33:44	2-7	2-5	0-0	1 0 1 1	1 6	1	0	0	0	1	-6
23 Kenzie Schmitz	24:45	1-4	1-4	0-0	0 2 2 3	0 3	1	1	0	0	1	-8
25 Jada Duckett	14:55	2-7	0-0	1-1	2 3 5 4	1 5	1	1	1	1	1	0
22 Taylor Boruff	06:16	1-2	0-1	0-0	0 0 0 1	0 0	2	0	0	0	0	4
4 Vanessa Garrelts	00:56	0-0	0-0	0-0	0 0 0 1	0 0	0	0	0	0	0	-3
34 Amani Freeman	04:39	2-2	0-0	0-0	1 0 1 0	0 4	0	0	0	0	0	1
Team					1 3 4 0	0 0						
Totals		29-72	5-23	6-7	10 19 29	18 8	69	10	8	10	2	5 -2

Technical Fouls:NONE

Toledo - 87

Record: 8-8 (4-8)

Officials: Mark Berger, Kalei Enterline, Meghan Joseph

NO. Name	Min	FG	3P	FT	Rebounds	Fouls	TP	AS	TO	ST	Blocks	+/-
		M-A	M-A	M-A	OR DR TOT	PF FO					BS BA	
11 Mali Morgan-Elliott	F 23:28	2-7	2-5	0-0	1 2 3 4	2 6	1	1	0	0	0	-6
2 Sophia Ward	G 43:39	7-15	3-6	5-7	1 8 9 4	4 22	4	2	4	1	1	-5
5 Quinesha Lockett	G 43:50	12-24	3-7	4-4	1 2 3 4	4 31	5	7	2	2	1	-6
22 Kherra Goss	G 38:51	5-6	0-0	0-2	2 2 4 1	1 10	3	2	1	0	0	-3
33 Sammi Mikonowicz	G 29:01	1-11	0-3	0-0	2 2 4 5	1 2	1	2	0	1	2	0
31 Lexi Lance	07:17	1-1	0-0	0-0	0 1 1 2	1 2	0	0	0	0	0	0
12 Tatyana Davis	07:37	1-4	0-2	0-0	0 0 0 0	1 0	2	0	1	0	0	0
24 Yaniah Curry	20:37	3-5	0-0	2-3	1 1 2 3	8 1	1	1	0	1	0	-6
0 Jaella Johnson	01:21	0-0	0-0	0-0	0 0 0 0	0 0	0	0	0	0	0	-1
35 Halle Idowu	03:51	0-0	0-0	0-0	1 2 3 0	1 0	0	0	0	0	0	3
4 Soleil Barnes	05:28	1-2	1-2	1-2	0 0 0 0	1 1	4	0	0	0	0	-7
Team					1 2 3 0	0 1						
Totals		33-75	9-25	12-18	10 22 32	28 18	87	15	17	7	5	4 -6

Technical Fouls:NONE

Kent St. - 71

Record: 6-3 (5-1)

NO. Name	Min	FG	3P	FT	Rebounds	Fouls	TP	AS	TO	ST	Blocks	+/-
		M-A	M-A	M-A	OR DR TOT	PF FO					BS BA	
4 Nike Blackford	F 29:28	8-12	0-0	7-7	8 10 18	2 10	23	1	4	2	1	2
4 Linsley Thal	F 35:43	6-10	3-6	2-2	1 2 3 0	1 0	17	1	4	0	2	1

Technical Fouls:NONE

Shooting By Period

1<sup>st</sup> FG% 8-15 53.3%

3PT% 1-3 33.3%

FT% 7-7 100%

Shooting By Period

1<sup>st</sup> FG% 11-16 68.8%

3PT% 2-5 40.0%

FT% 0-1 0%

Dead Ball Rebounds: 2.0

Dead Ball Rebounds: 4.3

Kent St. - 71				Record: 6-3 (5-1)																	
NO. NAME		Min	FG	3P	FT	Rebounds	Fouls	TP	AS	TO	ST	Blocks	+/	Shooting By Period							
		MA	MA	MA	MA	OR	DR					BS	BA	1 <sup>st</sup> FG% 8-15 53.3%							
4	Nilda Biala	29:28	8-12	0-0	7-7	2	8	10	2	10	23	1	4	2	1	2	3PT% 1-3 33.3%				
4	Lyntha Thall	35:43	6-10	3-4	2-2	1	2	3	0	1	17	1	4	0	4	1	8	FT% 3-3 100%			
5	Mariah McDones	G23:16	1-6	0-3	2-2	1	2	3	1	1	4	1	4	0	0	0	1	2 <sup>nd</sup> FG% 2-10 20.0%			
14	Katie Shumate	G32:16	2-6	1-2	3-4	0	5	5	3	2	8	1	3	1	0	0	3	3PT% 1-4 25.0%			
20	Clara Kelly	G26:14	5-5	2-2	0-0	0	5	10	0	12	0	0	0	0	0	0	5	FT% 4-4 100%			
0	Casey Santoro	24:39	1-5	0-2	3-3	0	3	3	0	2	5	7	2	1	0	0	2	3 <sup>rd</sup> FG% 8-15 53.3%			
12	Lynsey Marchese	10:01	0-1	0-1	0-0	0	1	1	2	2	0	0	1	0	0	0	2	3PT% 3-4 75.0%			
32	Hannah Young	18:33	1-3	0-0	0-0	1	3	4	0	0	2	0	1	0	0	0	-13	FT% 4-4 100%			
Team						0	2	2			0	1					4 <sup>th</sup> FG% 6-10 60.0%				
Totals			24-50	6-14	17-18	5	31	36	8	18	71	11	20	4	5	2	22	3PT% 1-3 33.3%			
																		Technical Fouls: NONE			
																		GM FG% 24-50 48.0%			
																		3PT% 6-14 42.9%			
																		FT% 17-18 94.4%			
																		Dead Ball Rebounds: 3.1			
																		Points from Turnovers			
MIA		KSU		MIA		KSU		1 <sup>st</sup>		2 <sup>nd</sup>		3 <sup>rd</sup>		4 <sup>th</sup>		TOT					
Biggest lead		6 (3 <sup>rd</sup> 9:46)		2 (1 <sup>st</sup> 2:32)		Turnovers		20		12		Point		40		32					
Best Scoring Run		9 (3 <sup>rd</sup> 9:46)		8 (1 <sup>st</sup> 5:33)		Paint		14		19		MIA		14		19					
Lead Changes		5		2		Second Chance		13		8		KSU		10		9					
Times Tied		7		4		Fast Breaks		10		15											
Time with Lead		06:41		28:05		Bench		14		7											



# 2020-21 BOX SCORES



Official Basketball Box Score - Final  
**Kent St. at Western Mich.**  
02/17/21 Read Fieldhouse/University Arena, Kalamazoo  
2020-21 Women's Basketball

Game Time: 1:00 PM  
Game Duration: 1:57  
Attendance: 100

Officials:

Kent St. - 58

Record: 7-6 (8-4)

NO. Name	Min	FG M-A	3P M-A	FT M-A	Rebounds OR DR TOT	Fouls PF FD	TP	AS	TO	ST	Blocks BS BA	+/-
4 Nila Blackford	F 29:35	5-10	0-3	4-12	6 6 12	4 4 16	0	3	2	0	0	-12
44 Lindsey Thall	F 32:32	5-13	4-7	0-0	2 5 7	2 1 14	0	2	1	0	1	-14
5 Mariah Modkins	G 27:28	1-1	0-0	0-0	0 3 3	3 1 2	4	2	2	0	0	-16
14 Katie Shumate	G 25:12	2-10	0-2	3-4	3 2 5	0 3 7	0	1	0	1	0	-3
20 Clare Kelly	G 31:20	5-10	2-5	1-2	2 2 4	2 2 13	0	2	1	0	0	-3
0 Casey Santoro	22:45	2-8	1-4	2-4	0 2 2	2 5 7	2	2	0	0	0	-12
12 Linsey Marchese	07:44	0-2	0-0	0-0	1 1 0	1 0 1	0	1	0	0	1	-1
32 Hannah Young	11:21	0-0	0-0	0-0	0 0 0	2 0 0	0	3	1	0	0	-11
23 Lexi Jackson	07:20	0-1	0-1	0-0	0 0 0	0 0 0	0	0	0	0	0	6
2 Annie Pavlansky	02:12	0-0	0-0	0-0	0 0 0	0 0 0	0	0	0	0	0	1
3 Ai DiGiulio	01:14	0-1	0-1	0-0	0 1 1	0 1 0	0	0	0	0	0	1
40 Margaux Eibel	01:14	0-0	0-0	1-2	1 0 1	0 1 0	1	0	0	0	0	-1
Team					2 2 4	0 2	0	2				
Totals		20-58	7-25	11-24	16 24 40	15 21 58	6	18	7	1	2	-13

Technical Fouls: NONE

Dead Ball Rebounds: 7, 0

Western Mich. - 71

Record: 4-13 (9-12)

NO. Name	Min	FG M-A	3P M-A	FT M-A	Rebounds OR DR TOT	Fouls PF FD	TP	AS	TO	ST	Blocks BS BA	+/-
12 Reilly Jacobson	F 36:10	11-16	1-1	4-7	1 0 1	1 4 27	2	2	2	2	0	14
33 Taylor Williams	F 26:25	4-10	0-0	0-1	6 3 9	3 3 1	8	1	2	3	1	0
2 Maddie Watters	G 35:19	2-7	2-6	4-6	1 3 4	3 3 10	0	0	2	0	0	18
11 Megan Wagner	G 31:16	1-4	0-1	0-0	0 6 6	4 1 2	4	2	1	0	0	12
20 Sydney Shaler	G 37:44	4-14	2-7	5-8	0 9 9	2 4 15	4	5	2	0	1	15
14 Abby Voss	13:35	1-1	1-1	2-2	0 3 3	3 2 5	0	1	0	0	0	2
31 Ashley Konkile	14:48	2-2	0-0	0-0	0 3 3	0 4 2	0	0	0	0	0	8
10 Gabbi Saxman	02:49	0-0	0-0	0-0	0 0 0	2 0 0	0	0	0	0	0	-6
21 Hannah Douglas	00:57	0-1	0-0	0-0	0 0 0	0 0 0	0	0	0	0	0	-1
44 Lauren Audino	00:57	0-0	0-0	0-0	0 0 0	0 0 0	0	0	0	0	0	-1
Team					1 1 2	0	0	0				
Totals		25-55	6-16	15-22	9 28 37	21 15 71	13	12	10	2	1	13

Technical Fouls: NONE

Dead Ball Rebounds: 4, 0

	KSU	WMU
Biggest lead	9 (2 <sup>nd</sup> 7:33)	20 (4 <sup>th</sup> 8:47)
Best Scoring Run	6 (4 <sup>th</sup> 4:36)	12 (2 <sup>nd</sup> 2:54)
Lead Changes	3	
Times Tied	4	
Time with Lead	13:07	23:48

Points from Turnovers	KSU	WMU
Paint	22	38
Second Chance	16	9
Fast Breaks	11	9
Bench	8	9

Period by Period Scoring	1st	2nd	3rd	4th	TOT
KSU	19	11	5	23	58
WMU	12	19	21	19	71



Official Basketball Box Score - Final  
**Kent St. at Northern Ill.**  
02/20/21 NIU Convocation Center, DeKalb, IL  
2020-21 Women's Basketball

Game Time: 1:00 PM  
Game Duration: 2:08  
Attendance: 40

Officials: Scott Dohersien, Matt Andrews, Erin Fries

Kent St. - 69

Record: 8-6 (7-4)

NO. Name	Min	FG M-A	3P M-A	FT M-A	Rebounds OR DR TOT	Fouls PF FD	TP	AS	TO	ST	Blocks BS BA	+/-
4 Nila Blackford	F 27:13	8-18	0-1	3-6	7 2 9	3 4 19	0	4	0	1	1	-9
44 Lindsey Thall	F 21:53	5-10	1-5	1-2	1 6 7	4 2 12	1	1	2	2	0	2
5 Mariah Modkins	G 26:28	2-4	2-4	2-2	0 0 0	3 2 8	6	4	2	1	0	-1
14 Katie Shumate	G 33:12	3-11	0-5	4-5	1 3 4	1 5 10	1	4	3	1	0	6
20 Clare Kelly	G 33:43	3-8	2-6	0-2	0 0 0	1 0 8	2	0	2	0	0	0
0 Casey Santoro	16:34	2-3	1-2	2-2	0 2 2	1 1 7	3	1	1	0	0	4
32 Hannah Young	20:54	1-4	1-2	0-0	0 0 0	2 1 3	0	2	1	2	0	2
23 Lexi Jackson	15:31	0-0	0-0	2-2	4 2 6	1 3 2	1	1	0	2	0	15
25 Monique Smith	03:18	0-0	0-0	0-0	0 0 0	1 0 0	0	0	0	0	0	-2
2 Annie Pavlansky	01:14	0-0	0-0	0-0	0 1 1	0 0 0	0	0	0	0	0	0
Team					0 4 4	0	0	1				
Totals		24-58	7-25	14-21	13 20 33	17 18 69	14	18	11	9	1	4

Technical Fouls: NONE

Shooting By Period	1 <sup>st</sup>	2 <sup>nd</sup>	3 <sup>rd</sup>	4 <sup>th</sup>	GM FG%
FG	5-18	27.8%			
3PT	1-9	11.1%			
FT	4-4	100%			
2 <sup>nd</sup> FG	5-10	50.0%			
3PT	1-4	25.0%			
FT	5-7	71.4%			
3 <sup>rd</sup> FG	5-16	31.3%			
3PT	1-7	14.3%			
FT	2-3	66.7%			
4 <sup>th</sup> FG	9-14	64.3%			
3PT	4-5	80.0%			
FT	3-7	42.9%			
GM FG%	24-58	41.4%			
3PT	7-25	28.0%			
FT	14-21	66.7%			

Dead Ball Rebounds: 4, 0

Northern Ill. - 65

Record: 11-7 (9-4)

NO. Name	Min	FG M-A	3P M-A	FT M-A	Rebounds OR DR TOT	Fouls PF FD	TP	AS	TO	ST	Blocks BS BA	+/-
14 Mikayla Brandon	F 21:44	1-1	0-0	0-0	3 1 4	5 1 2	1	0	1	0	0	13
25 AJah Davis	F 31:36	7-12	0-0	5-6	3 4 7	2 6 19	1	4	3	1	3	-8
1 Erin Hodges	G 15:20	4-5	0-0	1-2	0 5 5	2 2 9	0	2	1	0	1	1
10 Cheby Koker	G 36:34	6-18	0-2	4-6	4 5 9	3 4 16	5	7	3	0	3	-1
24 Paulina Castro	G 29:46	3-7	2-4	0-0	0 2 2	0 1 8	2	2	1	0	0	11
22 Janae Poisson	27:53	3-9	2-7	2-2	0 1 1	2 1 10	1	2	1	0	0	-10
30 Emily Meinert	10:09	0-0	0-0	1-2	0 0 0	2 1 1	0	2	0	0	0	5
12 Riley Blackwell	16:31	0-6	0-2	0-0	3 2 5	2 1 0	0	0	1	0	2	-12
15 Grace Hunter	07:01	0-0	0-0	0-0	0 0 0	0 0 0	0	1	0	0	0	-10
3 Jayden Marable	03:26	0-0	0-0	0-0	0 0 0	0 0 0	0	1	0	0	0	-3
Team					4 4 8	0	0	0				
Totals		24-58	4-15	13-18	17 24 41	18 17 65	10	21	11	1	9	-4

Technical Fouls: NONE

Shooting By Period	1 <sup>st</sup>	2 <sup>nd</sup>	3 <sup>rd</sup>	4 <sup>th</sup>	GM FG%
FG	4-11	36.4%			
3PT	1-5	20.0%			
FT	4-6	66.7%			
2 <sup>nd</sup> FG	6-15	40.0%			
3PT	3-7	42.9%			
FT	0-0	0%			
3 <sup>rd</sup> FG	10-17	58.8%			
3PT	0-2	0.0%			
FT	1-2	50%			
4 <sup>th</sup> FG	4-15	26.7%			
3PT	0-1	0.0%			
FT	8-10	80%			
GM FG%	24-58	41.4%			
3PT	4-15	26.7%			
FT	13-18	72.2%			

Dead Ball Rebounds: 2, 0



Official Basketball Box Score - Final  
**Kent St. at Northern Ill.**  
02/21/21 NIU Convocation Center, DeKalb, IL  
2020-21 Women's Basketball

Game Time: 1:00 PM  
Game Duration: 1:51  
Attendance: 40

Officials: Brad Maxey, Erika Herriman-Camaroto, Steve Matuszewski

Kent St. - 73

Record: 9-6 (8-4)

NO. Name	Min	FG M-A	3P M-A	FT M-A	Rebounds OR DR TOT	Fouls PF FD	TP	AS	TO	ST	Blocks BS BA	+/-
4 Nila Blackford	F 27:15	5-9	1-2	2-2	4 6 10	3 3 13	1	3	1	0	0	13
44 Lindsey Thall	F 30:05	5-10	4-9	0-0	0 5 5	3 0 14	5	1	0	2	0	20
5 Mariah Modkins	G 30:51	2-6	2-5	0-0	1 0 1	3 3 6	4	2	1	0	1	18
14 Katie Shumate	G 31:44	4-11	1-3	3-4	1 3 4	2 6 12	3	2	1	1	1	8
20 Clare Kelly	G 34:43	7-11	5-8	0-0	2 2 1	1 19	2	1	2	0	0	18
23 Lexi Jackson	09:47	1-2	0-0	0-0	4 2 6	2 1 0	2	1	0	0	0	2
0 Casey Santoro	12:25	1-4	0-2	4-4	0 0 0	0 2 2	0	0	0	0	0	11
32 Hannah Young	17:19	0-3	0-1	1-2	4 4 8	3 2 1	0	1	1	0	0	10
25 Monique Smith	01:13	0-0	0-0	0-0	0 0 0	1 0 0	0	0	0	0	0	-5
2 Annie Pavlansky	01:11	0-0	0-0	0-0	0 0 0	0 0 0	0	2	0	0	0	-5
3 Ai DiGiulio	01:11	0-0	0-0	0-0	0 0 0	0 0 0	0	0	0	0	0	-5
12 Linsey Marchese	01:11	0-0	0-0	0-0	0 0 0	0 0 0	0	0	0	1	0	-5
40 Margaux Eibel	01:05	0-0	0-0	0-0	0 1 1	1 0 0	0	0	0	0	0	-5
Team					0 5 5	0	0	1				
Totals		25-55	13-30	10-12	14 28 42	19 18 73	17	16	6	4	2	15

Technical Fouls: NONE

Dead Ball Rebounds: 0, 0

Northern Ill. - 58

Record: 11-8 (9-5)

Northern III - 58		Record: 11-8 (9-5)													
NO. Name	Min	FG M-A	3P M-A	FT M-A	Rebounds OR DR TOT	Fouls PF FD	TP	AS	TO	ST	Blocks BS BA	+/-			
14 Mikayla Brandon	F 30:08	1-4	0-3	0-0	0	1	4	2	2	1	3	0	22	1 <sup>st</sup> FG 3PT 1-1 45.5%	
25 AJah Davis	F 26:25	4-11	0-0	4-4	0	4	4	12	1	2	0	0	-19	5 <sup>th</sup> 3-5 60.0%	
10 Cheby Koker	G 34:05	5-11	1-4	4-4	1	8	9	3	7	5	3	0	-19	10 <sup>th</sup> 1-1 100%	
22 Janae Poisson	G 30:56	1-7	1-6	3-4	0	3	3	4	6	0	2	2	-8	2 <sup>nd</sup> FG 3PT 1-3 26.2%	
24 Paulina Castro	G 29:51	5-6	3-3	0-0	0	0	0	0	13	2	1	0	-21	3 <sup>rd</sup> 1-5 15.0%	
3 Jayden Marable	19:44	1-6	1-2	0-0	0	0	0	1	1	3	1	0	-3	FT% 0.0 0.0	
12 Riley Blackwell	08:14	1-1	0-0	0-0	0	0	0	0	2	0	1	0	4	3 <sup>rd</sup> FG 3PT 2-2 16.7%	
30 Emily Meinert	14:02	1-3			0	2	0	0	0	1	0	0	4	3PT% 0.2 0.0%	
15 Grace Huron	03:25	0-0	0-0	0-0	2	0	0	0	0	0	0	2	2	FT 4-4 100%	
11 Rachel Dumoulin	01:59	0-0	0-0	1-2	0	0	0	0	1	1	0	0	0	4 <sup>th</sup> FG 3PT 1-4 42.9%	
34 Brooke Stonebraker	01:11	0-1	0-0	0-0	2	0	2	0	0	0	0	1	5	5 <sup>th</sup> FG 3PT 2-7 28.6%	
														FT 6-8 75%	
Team					0	1	1							GM FG 3PT 19-50 38.0%	
Totals		19-50	6-19	14-16	4	19	23	18	19	58	11	7	2	4 -15	3PT% 6-19 31.6%

# 2020-21 BOX SCORES



Official Basketball Box Score - Final  
**Kent St. at Miami (OH)**  
02/27/21 Milliet Hall, Oxford, Ohio  
2020-21 Women's Basketball

Game Time: 1:00 PM  
Game Duration: 2:03

Officials: Josh Howell, Nathan Baker, Monique Baker

Kent St. - 58

Record: 10-7 (9-5)

NO. Name	Min	FG M-A	3P M-A	FT M-A	Rebounds OR DR TOT	Fouls PF FD	TP	AS	TO	ST	Blocks BS BA	+/-
4 Nila Blackford	F 32:50	7-14	0-1	4-11	5 9 14	3 9 18	0	3	4	0	0	-3
44 Lindsey Thall	F 27:03	4-9	0-2	1-2	1 4 5	4 3 9	0	2	0	0	0	2
5 Mariah Modkins	G 35:27	0-3	0-2	1-2	0 2 2	0 2 1	0	2	0	0	0	-3
14 Katie Shumate	G 36:59	6-16	0-3	0-0	1 3 4	3 1 12	2	4	1	1	0	-7
0 Claire Kelly	G 18:01	1-3	1-3	0-0	1 2 3	2 1 3	1	2	1	0	0	2
0 Casey Santoro	10:49	1-3	1-1	0-0	0 0 0	0 1 3	0	1	1	0	1	2
23 Lexi Jackson	11:41	0-2	0-0	2-4	2 1 3	1 2 2	0	0	0	0	0	-7
32 Hannah Young	19:42	3-3	0-0	4-6	2 3 5	4 3 10	1	2	0	0	0	-7
25 Monique Smith	07:28	0-0	0-0	0-0	0 0 0	3 0 3	0	0	0	0	0	6
Team					1 1 2		0					
Totals		22-53	2-12	12-25	13 25 38	20 22	58	4	16	9	1	-3

Technical Fouls: NONE

Shooting By Period		
1 <sup>st</sup> FG%	8-13	61.5%
3PT%	1-3	33.3%
FT%	1-2	50%
2 <sup>nd</sup> FG%	6-18	33.3%
3PT%	0-4	0.0%
FT%	3-6	50%
3 <sup>rd</sup> FG%	5-10	50%
3PT%	0-1	0.0%
FT%	3-6	50%
4 <sup>th</sup> FG%	3-12	25.0%
3PT%	1-4	25.0%
FT%	5-11	45.5%
GM FG%	22-53	41.5%
3PT%	2-12	16.7%
FT%	12-25	48.0%

Dead Ball Rebounds: 9, 1



Official Basketball Box Score - Final  
**Kent St. at Bowling Green**  
03/02/21 Smith Center, Bowling Green, Ohio  
2020-21 Women's Basketball

Game Time: 7:00 PM  
Game Duration: 1:47  
Attendance: 300

Officials: Tom Hallead, Erika Herriman-Camarota, Troy Ramsey

Kent St. - 65

Record: 10-8 (9-6)

NO. Name	Min	FG M-A	3P M-A	FT M-A	Rebounds OR DR TOT	Fouls PF FD	TP	AS	TO	ST	Blocks BS BA	+/-
4 Nila Blackford	F 23:38	2-7	0-1	0-2	3 4 7	3 3 3	4	1	3	0	0	-17
44 Lindsey Thall	F 29:34	3-10	2-6	4-4	1 3 4	1 2 12	1	3	0	1	0	-11
0 Casey Santoro	G 36:46	5-11	3-8	3-4	0 5 5	3 4 16	5	2	1	0	0	-9
5 Mariah Modkins	G 28:07	2-10	1-4	2-2	0 1 1	3 2 7	1	2	2	0	0	-7
32 Hannah Young	G 23:13	4-7	0-2	2-2	4 3 7	1 6 10	3	1	2	0	1	-10
2 Annie Pavlansky	19:39	2-4	2-3	0-2	1 3 4	2 1 6	1	1	1	0	1	-18
23 Lexi Jackson	15:32	4-8	2-3	0-0	1 3 4	0 0 10	0	0	0	0	0	-12
12 Linsey Marchese	11:35	0-0	0-0	0-0	2 2 2	3 2 0	1	1	0	0	0	5
25 Monique Smith	07:03	0-0	0-0	0-0	0 0 0	0 0 0	0	0	0	0	0	-6
40 Margaux Eibel	04:53	0-3	0-1	0-0	1 0 1	1 0 0	0	0	0	2	0	1
Team					3 1 4		0	1				
Totals		22-60	10-28	11-16	14 25 39	17 20	65	13	14	8	1	-17

Technical Fouls: NONE

Shooting By Period		
1 <sup>st</sup> FG%	7-18	38.9%
3PT%	3-7	42.9%
FT%	2-2	100%
2 <sup>nd</sup> FG%	5-14	35.7%
3PT%	1-5	20.0%
FT%	4-4	100%
3 <sup>rd</sup> FG%	7-16	43.8%
3PT%	5-11	45.5%
FT%	0-2	0%
4 <sup>th</sup> FG%	3-12	25.0%
3PT%	1-5	20.0%
FT%	5-8	62.5%
GM FG%	22-60	36.7%
3PT%	10-28	35.7%
FT%	11-16	68.8%

Dead Ball Rebounds: 3, 0

Miami (OH) - 61

Record: 4-18 (3-15)

NO. Name	Min	FG M-A	3P M-A	FT M-A	Rebounds OR DR TOT	Fouls PF FD	TP	AS	TO	ST	Blocks BS BA	+/-
54 Kelly McLaughlin	F 21:13	8-12	1-1	4-5	2 2 4	4 4 21	0	1	1	0	0	6
12 Katie Davidson	G 30:13	1-8	1-5	2-2	0 5 5	0 4 5	1	5	3	1	0	-2
23 Kenzie Schmitz	G 35:06	1-5	1-5	0-0	1 3 4	1 0 3	1	0	1	0	0	6
24 Peyton Scott	G 40:00	7-14	2-3	8-11	4 8 12	3 12 25	8	6	4	0	1	3
35 Abbey Hoff	G 32:50	2-7	1-5	0-0	1 0 1	3 0 5	2	1	1	0	0	3
34 Amani Freeman	09:35	0-1	0-0	0-0	1 0 1	3 0 0	0	1	1	0	0	2
45 Tihanna Fulton	24:50	1-5	0-1	0-0	0 1 1	5 0 2	0	1	0	0	0	0
25 Jada Duckett	06:13	0-1	0-0	0-0	0 0 0	3 0 0	0	0	3	0	0	-3
Team					1 3 4		0	0				
Totals		20-53	6-20	15-18	10 22 32	22 20 61	12	18	11	1	1	3

Technical Fouls: NONE

Shooting By Period		
1 <sup>st</sup> FG%	5-14	35.7%
3PT%	2-6	33.3%
FT%	0-0	0%
2 <sup>nd</sup> FG%	6-14	42.9%
3PT%	3-7	42.9%
FT%	4-4	100%
3 <sup>rd</sup> FG%	7-12	58.3%
3PT%	0-3	0.0%
FT%	6-9	66.7%
4 <sup>th</sup> FG%	2-3	15.4%
3PT%	1-4	25.0%
FT%	5-5	100%
GM FG%	20-53	37.7%
3PT%	6-20	30.0%
FT%	15-18	83.3%

Dead Ball Rebounds: 0, 1

	KSU	MIA
Biggest lead	11 (2 <sup>nd</sup> 3:40)	7 (3 <sup>rd</sup> 3:23)
Best Scoring Run	7 (1 <sup>st</sup> 1:53)	8 (2 <sup>nd</sup> 1:10)
Lead Changes	3	
Times Tied	6	
Time with Lead	24:14	10:08

Points from	KSU	MIA
Turnovers	19	8
Paint	38	24
Second Chance	18	6
Fast Breaks	7	7
Bench	15	2

Period by Period Scoring					
	1st	2nd	3rd	4th	TOT
KSU	18	15	13	12	58
MIA	12	19	20	10	61

Bowling Green - 82

Record: 18-4 (14-3)

NO. Name	Min	FG M-A	3P M-A	FT M-A	Rebounds OR DR TOT	Fouls PF FD	TP	AS	TO	ST	Blocks BS BA	+/-
35 Kadie Hempling	F 24:57	1-6	1-3	0-2	1 3 4	4 1 3	7	2	2	0	0	10
5 Ekissa Brett	G 33:23	7-9	3-4	2-3	0 6 6	3 6 19	3	1	1	0	0	16
12 Nyla Hampton	G 29:20	3-3	2-2	0-0	1 2 3	2 1 8	4	3	0	0	0	6
24 Kenzie Lewis	G 11:54	0-1	0-1	0-0	0 4 4	4 0 0	2	1	1	1	0	16
25 Lexi Fleming	G 33:31	3-8	3-5	0-0	0 2 2	4 2 9	2	2	2	0	1	12
4 Madisen Parker	24:46	4-6	2-4	4-4	0 0 0	0 2 14	0	1	1	0	0	16
55 Angela Perry	11:56	4-7	0-0	2-2	0 3 3	2 1 10	0	0	0	1	0	4
2 Olivia Trice	11:21	2-4	2-4	0-0	0 1 1	0 0 6	1	0	0	2	0	8
40 Clare Glowniak	14:22	5-9	0-0	3-4	0 2 2	1 3 13	1	2	0	1	0	6
0 Jasmine Clerkley	01:11	0-0	0-0	0-0	0 0 0	0 0 0	0	0	0	0	0	0
10 Macy Spielman	01:11	0-0	0-0	0-0	0 0 0	0 0 0	0	0	0	0	0	0
13 Olivia Hill	01:04	0-0	0-0	0-0	0 1 1	0 1 0	0	0	0	0	0	0
22 Molly Dever	01:04	0-0	0-0	0-0	0 0 0	0 0 0	0	0	1	0	0	0
Team					0 2 2		0	0				
Totals		29-53	13-23	11-15	2 26 28	20 17	82	20	13	7	5	1

Technical Fouls: NONE

	KENT	BGSU
Biggest lead	1 (1 <sup>st</sup> 6:16)	18 (3 <sup>rd</sup> 5:45)
Best Scoring Run	7 (2 <sup>nd</sup> 4:33)	12 (3 <sup>rd</sup> 5:45)
Lead Changes	6	
Times Tied	1	
Time with Lead	01:07	38:20

Points from	KENT	BGSU
Turnovers	12	14
Paint	20	32
Second Chance	12	6
Fast Breaks	2	6
Bench	16	43

Period by Period Scoring					
	1st	2nd	3rd	4th	TOT
KENT	19	15	19	12	65
BGSU	24	19	22	17	82

Dead Ball Rebounds: 1, 0



Official Basketball Box Score - Final  
**Akron at Kent St.**  
03/06/21 M.A.C. Center, Kent, Ohio  
2020-21 Women's Basketball

Game Time: 2:00 PM  
Game Duration: 1:48  
Attendance: 134

Officials: Chris Minor, Steve Lacroix, Monique Davis

Akron - 58

Record: 7-14 (4-14)

NO. Name	Min	FG M-A	3P M-A	FT M-A	Rebounds OR DR TOT	Fouls PF FD	TP	AS	TO	ST	Blocks BS BA	+/-
13 Lonasia Brewer	F 16:08	1-6	0-1	0-0	0 5 5	4 1 2	1	4	2	1	0	-15
22 Jordyn Dawson	F 17:27	2-12	2-5	2-2	0 2 2	5 1 8	1	3	1	0	0	-10
33 Colleen Neitzel	F 08:16	2-2	1-1	0-0	1 0 1	1 0 5	0	1	0	0	0	-8
3 Emma Tecca	G 24:42	0-1	0-0	2-2	0 1 1	3 3 2	0	0	0	0	0	-7
34 Layne Ferrell	G 33:56	5-8	1-1	6-8	0 2 2	1 5 17	1	1	0	2	1	-6
1 Kendal Miller	30:46	2-6	0-1	0-0	0 1 1	3 0 4	3	1	0	1	0	1
21 Molly Neitzel	24:34	5-8	0-0	0-0	1 4 5	2 2 10	0	3	0	2	0	3
20 Gabrielle Brown-Mitchell	06:54	1-1	0-0	0-0	0 1 1	2 0 2	0	1	1	0	0	0
4 Rachel Martindale	21:12	0-2	0-1	0-0	0 0 0	0 1 0	0	0	0	0	0	2
10 Alexis Stewart	16:05	3-4	1-1	1-1	0 3 3	0 1 8	1	1	0	0	0	10
Team					2 1 3		0	0				
Totals		21-50	5-11	11-13	4 20 24	22 13	58	7	15	4	6	-6

Technical Fouls: NONE

Shooting By Period		
1 <sup>st</sup> FG%	4-14	28.6%
3PT%	1-4	25.0%
FT%	2-2	100%
2 <sup>nd</sup> FG%	7-11	63.6%
3PT%	1-1	100%
FT%	3-3	100%
3 <sup>rd</sup> FG%	6-15	40.0%
3PT%	0-2	0.0%
FT%	3-4	75%
4 <sup>th</sup> FG%	6-11	54.5%
3PT%	3-4	75%
FT%	3-4	75%
GM FG%	21-50	42.0%
3PT%	5-11	45.5%
FT%	11-13	84.6%

Dead Ball Rebounds: 1, 3

Kent St. - 64

Record: 11-8 (10-6)

NO. Name	Min	FG M-A	3P M-A	FT M-A	Rebounds OR DR TOT	Fouls PF FD	TP	AS	TO	ST	Blocks BS BA	+/-
4 Nila Blackford	F 21:24	8-10	0-1	5-6	2 3 5	3 4 21	1	2	0	0	0	18
44 Lindsey Thall	F 30:03	1-6	1-3	1-2	1 3 4	4 2 4	1	1	0	0	2	13
5 Mariah Modkins	G 33:05	1-7	1-4	2-2	1 3 4	1 2 5	2	3	0	0	0	3
14 Katie Shumate	G 37:21	7-20	0-3	1-2	4 2 6	2 4 15	3	2	2	0	0	7
32 Hannah Young	G 31:28	1-7	0-0	3-4	7 8 15	0 4 5	1	2	1	1	0	5
0 Casey Santoro	26:41	1-8	0-3	8-10	1 1 2	0 5 10	0	0	1	0	1	-6
25 Monique Smith	14:48	1-6	0-0	0-0	3 2 5	1 1 2			0	2	3	5
12 Lindsey Marchese	04:05	1-1	0-0	0-0	0 0 0	2 0 2	0	0	1	0	0	-10
2 Annie Pavlansky	01:05	0-0	0-0	0-0	0 0 0	0 0 0	0	0	0	0	0	-5
Team					3 4 7			0	0			
Totals		21-65	2-14	20-26	22 26 48	13 22 64	8	12	6	1	6	6