



2021-22 KENT STATE BASKETBALL

106th Season | MAC Tournament Champions: '99, '01, '02, '06, '08, '17 | MAC Regular Season Champions: '02, '06, '08, '10, '11, '15

2021-22 SCHEDULE

11.12	at Xavier [^]	L, 59-73
11.16	Oberlin College	W, 84-38
11.22	JMU (Naples Inv.) ⁺	W, 74-69
11.23	George Washington ⁺	W, 77-69
11.24	ETSU ⁺	L, 51-57
11.30	Point Park	W, 107-41
12.06	Towson	L, 58-73
12.09	Detroit Mercy	W, 69-52
12.12	at West Virginia [^]	L, 50-63
12.19	Southern	L, 76-78
12.29	Central Michigan [*]	L, 69-72
01.01	Toledo [*]	W, 66-63
01.04	at Ball State [*]	W, 66-65
01.07	at Ohio ^{*^}	L, 72-80
01.11	Northern Illinois [*]	L, 63-65
01.14	Akron ^{*^}	W, 67-55
01.18	at Eastern Michigan [*]	W, 56-47
01.21	at Buffalo ^{*^}	L, 51-64
01.25	Western Michigan [*]	W, 75-64
01.29	at Bowling Green [*]	W, 91-83
02.01	at Miami [*]	W, 78-65
02.05	Eastern Michigan [*]	W, 90-41
02.08	Bowling Green [*]	W, 76-68
02.11	at Akron ^{*^}	W, 66-64
02.15	at Toledo ^{*^}	W, 72-59
02.18	Ohio ^{*^}	W, 75-52
02.22	Ball State [*]	W, 93-82
02.26	at Central Michigan [*]	W, 73-71
03.01	at Northern Illinois [*]	W, 63-55
03.04	Buffalo ^{*^}	W, 70-65
03.10	Miami [~]	W, 85-75
03.11	Ohio ^{~^}	W, 67-61
03.12	Akron ^{~^}	L, 55-75
03.17	at Southern Utah ⁼	9:00pm

⁺ Naples Invitational
^{*} MAC game
[^] National TV
[~] MAC Tournament
⁼ The Basketball Classic

Kent State (23-10) vs. Southern Utah (20-11)**Cedar City, UT | America First Event Center | 9 PM ET****TV: ESPN+****RADIO: GOFLASHES APP, VARSITY NETWORK****GAME INFORMATION**

2021-22 Record: 23-10

Head Coach: **Rob Senderoff**

Record at Kent State: 219-139

2021-22 LeadersPTS: **Sincere Carry** (18.2)REB: **Malique Jacobs** (7.7)AST: **Sincere Carry** (4.8)BLK: **Justyn Hamilton** (1.3)STL: **Malique Jacobs** (1.5)**SERIES INFO****Series record: 0-0**

- The Flashes and the Thunderbirds will meet for the first time in program history in the opening round of the Basketball Classic

- The Golden Flashes are 3-6 all-time in this tournament, formerly known as the CIT

- Kent State made it to the quarterfinals of the CIT in 2015



2021-22 Record: 20-11

Head Coach: **Todd Simon**

Record at Ohio: 93-93

2021-22 LeadersPTS: **Tevian Jones** (14.6)REB: **Maizen Fausett** (8.3)AST: **John Knight III** (4.1)BLK: **Jason Spurgin** (0.8)STL: **John Knight III** (2.1)**PROBABLE STARTERS****#2 Malique Jacobs**

R-Jr. • G • 6-3 • 194
 PPG: 12.3
 RPG: 7.7
 APG: 3.1

#3 Sincere Carry

R-Jr. • G • 6-1 • 185
 PPG: 18.2
 APG: 4.8
 RPG: 4.5

#1 VonCameron Davis

R-Fr. • G • 6-0 • 164
 PPG: 5.1
 RPG: 2.7
 FG%: .398

#4 Andrew Garcia

Gr. • F • 6-5 • 224
 PPG: 8.5
 RPG: 3.8
 FG%: .517

#34 Akeem Odusipe

R-Fr. • F • 6-8 • 225
 PPG: 1.1
 RPG: 1.2
 FG%: .526



QUICK FACTS

Location: Kent, Ohio 44242
 Population: 31,000
 Founded: 1910
 Enrollment: 41,365 (all campuses)
 Nickname: Golden Flashes
 Colors: Blue and Gold
 Conference: Mid-American (East Division)
 President: Dr. Todd Diacon
 Director of Athletics: Randal L. Richmond

MEMORIAL ATHLETIC CONVOCATION CENTER (M.A.C. CENTER)

Capacity: 6,327
 Opened: 1950

PROGRAM HISTORY

Seasons of Basketball: 106th season
 First Seasons of Basketball: 1913-14
 All-Time Record: 1,270-1,265 (.501)
 All-Time MAC Record: 526-555 (.487)
 Winning Seasons: 46
 20+ Winning Seasons: 21
 MAC Reg Season Championships/Last: 6/2015
 MAC Tournament Championships/Last: 6/2017
 MAC Winning Seasons: 25
 NCAA Tournament Appearances: 6
 Most Recent NCAA Tournament Appearance: 2017
 NCAA Tournament Record: 4-6 (.400)
 NIT Appearances: 9
 Most Recent NIT Appearance: 2011
 NIT Record: 5-9 (.357)
 CIT Appearance: 5
 CIT Record: 3-5 (.375)
 Total Postseason Appearances: 20
 Total Postseason Record: 12-19 (.387)

KENTSTATESPORTS.COM

Twitter: @KentStMBB | @coachsendy
 @KentStAthletics
 Facebook: facebook.com/KentStMBB
 Instagram: @KentStMBB
 YouTube: YouTube.com/GoldenFlashesTV

ATHLETICS COMMUNICATIONS

Taylor Czajkowski (Men's Basketball Contact)
 Assistant Director of Athletic Communications
 Office Phone: (785)-221-4405
 Cell Phone: (785)-221-4405
 Email: tczajkow@kent.edu

Dan Griffin
 Director of Athletic Communications
 (330)-672-8468 | dgriff34@kent.edu

STATISTICAL COMPARISON (2021-22)

KENT STATE [23-10, 16-4 MAC]	SOUTHERN UTAH [20-11, 14-6 Big Sky]
2,344	Scoring 2,430
71.0	PPG 78.4
+6.4	Scoring Margin +5.6
825-1,871	Field Goals/Attempts 854-1,866
.441	Field Goal Pct. 458
247-749	3PT FG/Attempts 256-753
.330	3PT FG Pct. 340
7.5	3PT FG MPG 8.3
447-598	FT/Attempts 466-653
.747	Free Throw Pct. 714
1,189/36.0	Rebounds/RPG 1,173/37.8
+4.4	Rebound Margin +4.5
410/12.4	Assists/APG 360/11.6
408/12.4	Turnovers/TPG 390/12.6
+1.2	TO Margin +0.1
1.0	Assist/TO ratio 0.9
236/7.2	Steals/SPG 195/6.3
115/3.5	Blocks/BPG 81/2.6

SCOUTING THE GOLDEN FLASHES

The Golden Flashes, winners of 14 of their last 15 games, will look to extend their season against the Thunderbirds.

Led by the Mid-American Conference Player of the Year, Sincere Carry, and Senderoff, the MAC Coach of the Year, the Golden Flashes rattled off an impressive 14-game win streak and fell just short of the NCAA Tournament. The winning streak is the second-longest in school history and second-longest in the conference since 1960.

Kent State saw numerous records broken this season with Carry recording 10 three-pointers and a career-high 42 points against Ball State. Malique Jacobs recorded the first triple-double in program history in the same game. The duo is just the third pair of teammates in the last 25 years to have a triple-double and score 40+ points in the same game.

Coach Senderoff also recorded his seventh 20-win season, moving into first in program history. He also moved in to seventh place in the MAC in total wins (219).

SCOUTING THE THUNDERBIRDS

Southern Utah finished second in the Big Sky regular season standings but were upset by No. 7 seed Portland State in the opening round of the Big Sky Tournament. The Thunderbirds have back-to-back 20-win seasons for the first time in program history.

The Thunderbirds are led by all-Big Sky First Team member John Knight III, who averages 14.5 points and 4.1 assists per game for SUU. Knight III also leads the team with 65 steals and shoots 52 percent from the field. The team's leading scorer, Tevian Jones, averages 14.6 points per contest and leads the team with 55 made three-pointers.

Southern Utah was 14-6 in the regular season and used a win over Weber State in the final regular season game to snag the No. 2 seed in the Big Sky Tournament. The Thunderbirds are one win away from their second-highest single season win total in program history.



BY THE NUMBERS

106**Seasons of Basketball****24****Straight seasons with a record of .500 or better****219****Wins for Rob Senderoff, the winningest coach in Kent State history****6****NCAA Tournament Appearances****6****MAC Tournament Championships****6****MAC Regular Season Championships****6****Wins against Power-5 opponents under Coach Senderoff****8****One of eight teams in the country to not have a losing season this century**

FLASH FACTS

- **Sincere Carry** was named the MAC Player of the Year and to the all-MAC First Team
- **Carry** is just the fourth Golden Flash to win the award and the first since Justin Greene in 2011
- **Rob Senderoff** was named the MAC Coach of the Year for the first time in his career
- **Senderoff** is the first Kent State coach to win the award since Geno Ford in 2011
- **Justyn Hamilton** was named the MAC Sixth Man of the Year
- **Carry** and **Malique Jacobs** were both named to the all-MAC Defensive Team
- Kent State remained at No. 11 in the Mid-Major Poll by collegeinsider.com this week
- The Golden Flashes' 14-game winning streak is the fourth-longest in the country among D-1 teams
- The Flashes have won 14 consecutive MAC games for the first time since 2001-02
- The Golden Flashes are looking to win the MAC Tournament for the first time since 2017
- **Senderoff** earned his 200th career win against Point Park on 11/30
- **Senderoff** picked up his 100th career Mid-American Conference win over Toledo on 1/1
- **Senderoff** passed Darrell Hedric for 7th-most wins in MAC history (217) with win over Buffalo on 3/4
- **Senderoff** and the Flashes swept Akron for the first time in his Kent State head coaching career
- **Sincere Carry** was named MAC co-Player of the Week for the third-straight week on 3/8
- **Carry** was then named the Lou Henson Award National co-Player of the Week on 2/28
- **Carry** posted a career-high 42 points against Ball State on 2/22
- **Carry** set a new program record with 10 three-pointers made against Ball State on 2/22
- **Carry's** 42 points rank fourth in Kent State history and are the most in a game in almost 70 years
- **Carry** scored his 1,000th career point against Northern Illinois on 1/11
- **Carry** scored 32 points in a Wagon Wheel victory over Akron on 1/14 at the MAC Center
- **Carry's** 32 points in the rivalry are the most by any Kent State player this century
- **Carry** is the first 30+ point scorer vs. Akron since **Jaylin Walker** in the 2017 MAC Championship
- **Carry** followed that performance with a team-high 19 to sweep the series against the Zips
- **Carry** is one of just two MAC players with multiple 30-point games and the only with a 40+ game
- **Carry** finished second in the MAC with 20.6 points per game in conference play
- **Carry** has led the Flashes in scoring in 20 games and scored double figures in 30 games
- **Carry** has scored 18+ points in 17 games this season, including 13 with 20+ points
- **Carry** is fifth in the MAC in assists per game in conference play (4.5)
- **Carry** leads the MAC in minutes played with **Malique Jacobs** fifth in the conference
- **Jacobs** recorded the first triple-double in program history against Ball State on 2/22
- **Jacobs** dished out a career-high 10 assists against Ball State to go with 17 points and 11 boards
- **Jacobs** and **Carry** are the third duo to go for 40+ points and a triple-double in the last 25 years
- **Jacobs** leads the Flashes and is fifth in the MAC with 8.0 rebounds per game in MAC play
- **Jacobs** is one of four players in the MAC with 8+ double-doubles
- **Jacobs** is sixth in the MAC with 2.4 offensive rebounds per game in conference play
- **Hamilton** is at the top of the Mid-American Conference with 43 blocks
- **Hamilton** is sixth in the MAC in field goal percentage (.538)
- **Andrew Garcia** has seven double-digit performances during the Flashes' 14-game winning streak
- **Garcia** recorded a season-high 21 points and 10 rebounds for his first double-double at Kent State
- **Garcia** and the Flashes are 18-2 in conference games where Garcia plays
- **Giovanni Santiago** recorded a season-high 21 points against Bowling Green
- **Santiago** has scored 12 or more points in five of the last 11 games
- **Santiago** recorded a career-high six steals against Ball State on 2/22
- **VonCameron Davis** posted a career-high 17 points against Bowling Green
- **Davis** and the Flashes are 16-1 when he is in the starting lineup
- When **Davis** and **Garcia** start together, the Flashes are a perfect 16-0
- The Flashes scored a season-high 93 points against a D-I opponent vs. Ball State on 2/22
- The Flashes are ranked 37th in the nation in defensive field goal percentage (.403)
- The Golden Flashes are ranked 38th in the country in opponent scoring (64.1)
- The Flashes average 13.7 forced turnovers per game in MAC play, second-best in the league
- The Flashes are in the top three in the MAC in scoring defense (64.1), field goal percentage defense (.404), three-point field goal percentage defense (.306), blocks (3.6), steals (7.4) and turnovers forced per game (13.9)



CARRY-ING THE FLASHES

Sincere Carry is leading the team in points (18.2ppg) along with assists (4.8apg) this season. Carry has been the leader of the offense all season. Carry recorded a career-high 42 points to lift the Flash-es past Ball State and set a program record with 10 three-pointers made. The Solon, Ohio native was named the Lou Henson Award Na-tional Player of the Week and was named the Mid-American Confer-ence Player of the Week for the third-straight week after helping the Flash-es lock up the No. 2 seed in the MAC Tournament. He was just named the MAC Player of the Year along with a spot on the all-MAC First Team and Defensive Team. Carry caught fire during the teams 14-game winning streak, averaging more than 20 points per game on almost 50 percent shooting.

MR. DO IT ALL

Malique Jacobs can handle the point, play 1-4, defend and re-bound at an elite level. The former JUCO transfer stamped his name in the Kent State record book against Ball State, recording the first triple-double in program history with 17 points, 11 rebounds and 10 assists. Jacobs is leading the Golden Flash-es in rebounds (7.7rpg), second on the team in scoring (12.3). He posted a career-high 23 points and 11 rebounds against Detroit Mercy. Jacobs has recorded a double-double in each of the first two MAC Tournament games. Jacobs was named to the all-MAC Defenisive Team and was the run-ner-up for the Defensive Player of the Year award.

ELEVATING THEIR GAME

Graduate Transfer, **Andrew Garcia**, and redshirt freshman, **Von-Cameron Davis**, have stepped up during the second half of the season. Davis recorded a career-high 17 points against BGSU, while Garcia scored double digits seven times during the streak, helping the Flash-es to a perfect 14-0 record in those games. Garcia post-ed his first double-double as a Golden Flash with a season-high 21 points and 10 rebounds against CMU. The Flash-es are 18-3 in MAC games with Garcia in the starting lineup and 16-2 when Davis starts. When the duo is in the starting five together, the Flash-es are 16-1.

SENDY MOVING UP MAC COACHING RANKS

Head Coach Rob Senderoff earned his 217th career win against Buf-falo on 3/4 which moved him ahead of Darrell Hedric for the 7th-most wins in Mid-American Conference coaching history. Senderoff also made Kent State history against NIU, winning the team's 20th game of the season. He now leads all Kent State coaches with his seventh 20-win season, breaking a tie with Jim Christian.

THE MAGIC NUMBER 71

The number 71 is a key mark on both sides of the basketball for the Golden Flash-es. In games where the Flash-es score 71+ points, the team is 14-2 with its only two losses coming to Southern and Ohio. On the defensive side, Kent State is 3-6 when allowing more than 71 points. In all of the wins, the Golden Flash-es have topped 85 points. The Flash-es are 20-4 on the season when they give up less 71 points or less. During the team's 14-game winning streak, they held 11 op-ponents to 71 points or fewer.

TRIPLE DIGIT SCORING

The Flash-es are used to putting up a lot of points but crossing the cen-tury mark has only happened a hand full of times for Coach Senderoff. In fact, the 107 points against Point Park was just the 10th time Kent State has scored 100+ points in Senderoff's tenure. The 107 points mark the fourth-highest scoring effort under Sendy and the highest scoring effort since the 2019-20 season against Hampton. The Flash-es nearly hit 100 in MAC play with a 93-point performance vs. Ball State in which **Sincere Carry** posted a career-high 42 points and **Malique Jacobs** recorded the first triple-double in program history.

YOUNG CONTRIBUTORS

True freshman, **Cl'iRon Hornbeak**, also saw his first extensive ac-tion against Oberlin. He posted career highs in both points (10) and rebounds (8) off the bench for the Golden Flash-es. Hornbeak then earned his first career start against Detroit Mercy. **Jalen Sullinger** scored a career-high 24 points against Point Park and added 10 points on the road against Buffalo.

CLUTCH WHEN IT COUNTS

Since the 2010-11 season when **Rob Senderoff** took over the pro-gram, the Flash-es have had great success in games decided by 5 or fewer points. Kent State posts an impressive 75-45 (.625) record in such games, including a 14-8 (.636) record in overtime games. The Flash-es most recently picked up a tough 70-65 MAC win over Buffalo to lock up the No. 2 seed in the Mid-American Conference Tournament.

BIG, BIG WINNERS

Kent State has won 16 of its 23 games this season by eight or more points, including nine by double figures. The Flash-es' largest win of the season was a 66-point catawomping of Point Park that saw the Flash-es score a season-high 107 points. The Flash-es crushed the conference-leading Ohio Bobcats by 23 and took down the previous MAC-leading Toledo Rockets by 13. The Flash-es posted a +9.9 scoring margin during the 14-game winning streak.

KEEPING THEM IN KENT

Kent State is one of three teams in the country with at least three for-mer players on its full-time staff. Assistants **Julian Sullinger** (2006-09) and **Randal Holt** (2009-13), as well as Director of Basketball Op-erations **Jon Fleming** (2013-17) are now with the Flash-es as coaches.

Kent State

Julian Sullinger - AC
Randal Holt - AC
Jon Fleming - DOBO

TCU

Jamie Dixon - HC
Thomas Montigel - DOBO
Corey Santee - Player Dev.

CSU Bakersfield

Brandon Barnes - AC
Brent Wrapp - DOBO
Kevin Mays - Player Dev.

CONSISTENCY IS KEY

Kent State has not had a losing season since 1997-98, a streak that stretches across 24 seasons. The Flash-es are one of just eight teams in Division-I to not have a losing season this century. The Flash-es are joined by blue bloods such as Duke, Kansas, Gonzaga and their season opening opponent, Xavier. **Rob Senderoff** has 11-straight non-losing seasons, longest active streak in the MAC.



NO LOSING SEASONS THIS CENTURY



RECENT NON-CONFERENCE DOMINANCE

Kent State saw its second straight season with a non-conference scoring margin of 12 or more points. The Golden Flashes' +18.8 non-con scoring margin in 2020-21 is the team's highest this century. During 2019-20, the Flashes recorded a previous high non-con scoring margin of +12.5. Prior to last season, the last time Kent State had a +12 margin or better in non-con play was during the 2003-04 season (+12.3). The Flashes finished their non-conference schedule with a +9.2 scoring margin in 2021.

PIPPEN NAMED TO G-LEAGUE OPENING DAY ROSTER

On Nov. 4, Pippen was announced to the Greensboro Swarm's opening day roster. After Pippen's brief stint in the G-League, he signed an overseas contract. 2020 Senior Danny Pippen was one of the most prolific players for the Golden Flashes in recent memory. Pippen led the Flashes in points, rebounds and blocks each of the past two seasons. He ranks 20th all-time at Kent State in points (1,183), sixth in school history in rebounds (693) and third all-time in blocks (145).

BOOMAN & TROY TEAM UP IN ENGLAND

Troy Simons was signed to the Plymouth City Patriots Basketball Club in Plymouth, England, where he teams up with fellow Golden Flash Antonio "Booman" Williams. Williams made his debut recently and scored 35 points to go with 11 assists and five rebounds. He was named The BBL Show's Player of the Week for his outstanding performance. The former Flashes will look to recreate their success from the 2019-20 Kent State team that was rolling into the MAC Tournament before the season was shut down due to COVID-19.

SUSTAINED NON-CONFERENCE SUCCESS

Kent State is no stranger to Power-5 opponents on the non-conference schedule, and has had great success against the SEC, ACC, Big 10, Big 12 and Pac 12. This will be the eighth consecutive season facing a Power-5 opponent. The Flashes' last victory over a P-5 was in 2018 when they knocked off Oregon State and Vanderbilt in the same season. Under **Rob Senderoff**, the Flashes have won five true road games against P-5 teams. Senderoff earned his first career victory over West Virginia on Nov. 15, 2011 in Morgantown.

Power-5 wins since 2000 are below.

Opponent	Date	Location	Score
Rutgers	3/16/2000	Kent, Ohio	73-62
Northwestern	12/20/2000	Carolina, P.R.	67-58
Indiana	3/15/2001	San Diego, Calif.	77-73
Oklahoma State	3/14/2002	Greenville, N.C.	69-61
Alabama	3/16/2002	Greenville, N.C.	71-58
Pittsburgh	3/21/2002	Lexington, Ky.	78-73 (OT)
Boston College	12/27/2002	Cleveland, Ohio	86-83 (OT)
Florida State	11/27/2004	S.P.I., Texas	69-59
West Virginia*+	11/15/2011	Morgantown, W.Va.	70-60
Nebraska*	11/24/2012	Lincoln, Neb.	74-60
Texas*	12/27/2016	Austin, Texas	63-58
Oregon State	12/21/2017	Kent, Ohio	79-78
Vanderbilt*	1/23/2018	Nashville, Tenn.	77-75
Oregon State*	12/21/2018	Corvallis, Ore.	66-63

*true road win

+Rob Senderoff's first career win

HOLT ONE OF 30 YOUNGEST D-I COACHES

At 30 years old, Assistant Coach **Randal Holt** is one of the 25 youngest coaches in Division-I college basketball. Holt was a former player at Kent State from 2009-13 and explored a career overseas after his college days. After a two-year stint at Stony Brook, Holt returns to his alma mater and holds elite company. Former Kent State point guard, **Jalen Avery**, also checks in at 25 years old.

Youngest Assistant Coaches in Division I Men's Basketball

25 - Tyler Wilson, Manhattan College	Dec. 3, 1995
25 - Jalen Avery, Stony Brook	
26 - Mark Heuber, Lafayette College	June 23, 1995
26 - Patrick Norris, Binghamton	February 1995
26 - Michael Thomas, Hawaii	February 1995
27 - Patrick Wallace, Loyola Chicago	June 3, 1994
27 - Blake Cochran, Northwestern State	February 1994
27 - Alex Young, UC Irvine	
27 - Brian Steele, South Carolina	Nov. 10, 1993
28 - T.J. Buchanan, Rhode Island	June 3, 1993
28 - Casey Kasperbauer, South Dakota	June 1, 1993
28 - Mike Sotsky, Harvard	April 26, 1993
28 - Mike Wolf, Purdue Fort Wayne	April 26, 1993
28 - Rod Clark, Tennessee	Jan. 6, 1993
28 - John Andrzejek, Washington State	Nov. 8, 1992
28 - Matt Vest, Kansas City	September 1992
29 - Jalen Courtney-Williams, Creighton	July 29, 1992
29 - Craig Ponder, UNC Wilmington	July 24, 1992
29 - Shane Southwell, Kansas State	Feb. 12, 1992
29 - DJ Irving, Miami (Fla.)	Jan. 27, 1992
29 - Eric Atkins, George Washington	Dec. 14, 1991
29 - Travis Hackert, UNC Wilmington	Dec. 30, 1991
30 - Greg Fahey, Siena	May 13, 1991
30 - Brandon Barnes, CSU Bakersfield	July 1991
30 - Vince Martin, Jacksonville	
30 - Randal Holt, Kent State	August 1991



ADAPTING AND OVERCOMING

Due to multiple injuries and COVID-19 issues surrounding the team this season, the Golden Flashes have used an impressive 12 different starting lineups in 2021-22. The 12 unique starting lineups is tied for the 10th-most in the country. The Flashes have started 12 players this year, including seven players who made their Kent State starting lineup debuts.

Starting Line-up Combinations

Alabama State	18 (27 games)
Coppin State	18 (29 games)
Little Rock	17 (28 games) – season complete
Stony Brook	17 (31 games)
Memphis	16 (25 games)
Eastern Illinois	16 (31 games) – season complete
Louisville	15 (30 games)
Winthrop	15 (32 games)
UT Rio Grande Valley	14 (30 games)
UT Arlington	14 (29 games) – season complete
Georgia Southern	14 (29 games)- season complete
UTEP	13 (30 games)
Penn	13 (27 games)
Southern Miss	12 (29 games)
Kent State	12 (30 games)
Western Michigan	12 (31 games) – season complete
Jacksonville	11 (28 games)
Kansas State	11 (29 games)

MAC PRESEASON COACHES POLL

The Golden Flashes were picked to finish 4th in the Mid-American Conference Preseason Coaches Poll.

2021-22 MAC Men's Basketball Preseason Coaches Poll

1. Buffalo – 143 points (11 first place votes)
2. Ohio – 126 points
3. Toledo – 107 points (1)

4. Kent State – 98 points

5. Akron – 95 points
6. Bowling Green – 93 points
7. Miami – 92 points
8. Ball State – 54 points
9. Western Michigan – 44 points
10. Central Michigan – 34 points
11. Eastern Michigan – 29 points
12. Northern Illinois – 21 points

**AP POLL (as of 3/7/22)**

RANK	TEAM	RECORD
1	Gonzaga (52)	24-3
2	Arizona (6)	28-3
3	Baylor (3)	26-5
4	Auburn	27-4
5	Kentucky	25-6
6	Kansas	25-6
7	Duke	26-5
8	Villanova	23-7
9	Tennessee	23-7
10	Purdue	25-6
11	Providence	24-4
12	Wisconsin	24-6
13	UCLA	23-6
14	Texas Tech	23-8
15	Arkansas	24-7
16	Illinois	22-8
17	Saint Mary's	24-6
18	Houston	26-5
19	Murray State	30-2
20	Connecticut	22-8
21	USC	25-6
22	Texas	21-10
23	Colorado State	24-4
24	Iowa	22-9
25	North Carolina	23-8

MID-MAJOR POLL (as of 3/7/22)

RANKING	TEAM	RECORD
1	Gonzaga (31)	24-3
2	Murray State	30-2
3	Saint Mary's	24-6
4	South Dakota State	28-4
5	Loyola Chicago	25-7
6	Toledo	25-6
7	Iona	25-6
8	Vermont	26-5
9	Chattanooga	26-7
10	Towson	25-7
11	Kent State	21-9
12	San Francisco	24-8
13	New Mexico State	24-6
14	Longwood	26-6
15	Drake	24-10
16	Santa Clara	21-10
17	Northern Iowa	19-11
18	Belmont	25-7
19	UNCW	22-8
20	Princeton	22-5
21	Montana State	24-7
22	Purdue Fort Wayne	21-10
23	Morehead State	23-11
24	Norfolk State	21-6
25	Furman	22-11

NUMERICAL ROSTER

0	Julius Rollins	Fr. G	6-5	189	Chicago, Ill. / Hillcrest
1	VonCameron Davis	R-Fr. F	6-5	216	Columbus, Ohio / Walnut Ridge
2	Malique Jacobs	R-Jr. G	6-3	194	Wilmington, N.C. / Indian Hills CC
3	Sincere Carry	R-Jr. G	6-1	185	Solon, Ohio / Duquesne
4	Andrew Garcia	Gr. F	6-5	224	Bergenfield, N.J. / Georgia
5	DJ Johnson	R-Jr. F	6-8	184	Brooklyn, N.Y. / Rhode Island
11	Giovanni Santiago	R-So. G	6-0	164	Bayamon, Puerto Rico / Hargrave Military Academy
13	Jalen Sullinger	Fr. G	5-10	170	Columbus, Ohio / Thomas Worthington
14	Tervell Beck	R-Sr. F	6-7	231	Cleveland, Ohio / UNLV
15	Mike DiGiulio	R-Fr. G	6-0	170	Buffalo, N.Y. / Williamsville South
21	Justyn Hamilton	R-Sr. F	6-11	208	Charlotte, N.C. / Temple
33	Jeremiah Hernandez	R-So. G	6-4	180	Chicago, Ill. / St. Viator
34	Akeem Odusipe	R-Fr. F	6-8	225	Lagos, Nigeria / Vanderbilt
40	Jarred Logan	R-Fr. F	6-5	199	Elyria, Ohio / Elyria Catholic
42	Cli'ron Hornbeak	Fr. C	6-9	224	Toledo, Ohio / St. Francis De Sales

Head Coach: **Rob Senderoff**Assistant Head Coach: **Aaron Fuss**Assistant Coach/Recruiting Coordinator: **Julian Sullinger**Assistant Coach: **Randal Holt**Director of Basketball Operations: **Jon Fleming**Graduate Assistant: **Kevin Zabo**Graduate Assistant: **Avery Van Reeth****ALPHABETICAL ROSTER**

14	Tervell Beck	R-Sr. F	6-7	231	Cleveland, Ohio / UNLV
3	Sincere Carry	R-Jr. G	6-1	185	Solon, Ohio / Duquesne
1	VonCameron Davis	R-Fr. F	6-5	216	Columbus, Ohio / Walnut Ridge
15	Mike DiGiulio	R-Fr. G	6-0	170	Buffalo, N.Y. / Williamsville South
4	Andrew Garcia	Gr. F	6-5	224	Bergenfield, N.J. / Georgia
21	Justyn Hamilton	R-Sr. F	6-11	208	Charlotte, N.C. / Temple
33	Jeremiah Hernandez	R-So. G	6-4	180	Chicago, Ill. / St. Viator
42	Cli'ron Hornbeak	Fr. C	6-9	224	Toledo, Ohio / St. Francis De Sales
2	Malique Jacobs	R-Jr. G	6-3	194	Wilmington, N.C. / Indian Hills CC
5	DJ Johnson	R-Jr. F	6-8	184	Brooklyn, N.Y. / Rhode Island
40	Jarred Logan	R-Fr. F	6-5	199	Elyria, Ohio / Elyria Catholic
34	Akeem Odusipe	R-Fr. F	6-8	225	Lagos, Nigeria / Vanderbilt
0	Julius Rollins	Fr. G	6-5	189	Chicago, Ill. / Hillcrest
11	Giovanni Santiago	R-So. G	6-0	164	Bayamon, Puerto Rico / Hargrave Military Academy
13	Jalen Sullinger	Fr. G	5-10	170	Columbus, Ohio / Thomas Worthington

PRONUNCIATION GUIDE**Malique Jacobs:** Muh-LEEK**Cli'Ron Hornbeak:** CLUH-ron**Mike DiGiulio:** Dih-JOO-lio**Justyn Hamilton:** Just-in**Akeem Odusipe:** Oh-Du-SEE-pay**Aaron Fuss:** Foose

**ROB****SENDEROFF****Head Coach****11th Season at Kent State****27th Season Overall****Albany '95**

Rob Senderoff just completed his 10th season as Kent State's head coach and ranks all-time winningest coach in program history with 196 wins.

The 48-year-old took over the program in April 2011 after spending seven previous years on the Golden Flashes' coaching staff. In addition to leading the Golden Flashes, Senderoff serves as the Mid-American Conference representative to the National Basketball Coaches Association congress and is a member of the ERACISM committee.

Senderoff was a finalist for the 2021 Skip Prosser Man of the Year Award, presented annually to the coach who has success on the court and displays moral integrity off the court. In the 2020-21 season, Senderoff guided the Golden Flashes to a 15-8 overall record and a 12-6 mark in the MAC. During the 20-21 campaign, Danny Pippen became the 8th player under Senderoff to cross the 1000-point mark. The Golden Flashes were the four-seed in the MAC Tournament.

Off the court, Coach Senderoff and his men's basketball program have been a part of several social initiatives. In the 2020-21 pre-season, Coach Senderoff partnered with Akron Head Coach John Groce to produce a message that promoted voter registration entitled, "Rivals Unite for Social Change". The two rival programs also joined together for the "This Game is No Secret" and ERACISM movement through the National Basketball Coaches Association. The programs pushed the movement during their nationally televised game on ESPN.

Senderoff wasted no time putting his stamp on the program and led Kent State to the postseason making the post-season in each of his first three seasons and five overall. Senderoff's Golden Flashes have participated in the NCAA Tournament in 2017 and the Colleg Insider.com Postseason Tournament (CIT) in 2012, 2013, 2015, and 2019.

In his 10 seasons as head coach, the 27-year coaching veteran has continued the success of the storied program that he helped build by leading the Golden Flashes to six 20-win campaigns and postseason appearances. Kent State has also had success in the classroom, with 40 of 41 seniors graduating during his tenure as head coach.

Senderoff has led Kent State to the MAC Tournament semifinals in four of his last eight years, including one MAC title game in 2017. In the 2015-16 season, Senderoff led the Flashes to a 23-13 season and dubbed MAC Regular Season and East Division Champions.

The program has not been afraid to compete against teams from the Power 5 opponents. Kent State has claimed six wins over Power Five Conference members under Senderoff from the Big 12 (West Virginia (2011-12) and Texas (2016-17)), Pac-12 (Oregon State (2017-18) and (2018-19)), SEC (Vanderbilt (2018-19)), and Big 10 (Nebraska (2012-13)).

In 2016-17, the Flashes returned to the NCAA Tournament for the first time since 2008. Kent State claimed the program's first MAC Tournament Championship under Rob Senderoff, defeating the top-three seeds in the tournament in succession. The Flashes advanced to the first round of the NCAA Tournament and played against UCLA.

In 2017-18, Senderoff guided the team to its second straight appearance in the MAC Tournament Semifinals. Sophomore Mitch Peterson was named to the Academic All-MAC Team. Junior Jaylin Walker was named All-MAC Third Team and NABC All-District Second Team. The Golden Flashes also defeated a "Power Five" conference school for the second straight season with a home victory over Oregon State.

The 2018-19 season marked a historic year for the program in more ways than one. The team completed the regular season 22-9 overall and 11-7 in league play. The 22 wins marks the most regular season wins since the 2009-10 season. Senderoff became the program's winningest coach as the Golden Flashes took down the University at Albany, 70-68. The victory, Senderoff's 149th, moved him ahead of Jim McDonald, who coached the Golden Flashes from 1983 to 1992.

THE SENDEROFF FILE

COACHING EXPERIENCE

2011-Pres	Kent State	Head Coach
2008-11	Kent State	Assistant Coach
2006-07	Indiana	Assistant Coach
2002-06	Kent State	Assistant Coach
2001-02	Towson	Assistant Coach
1999-01	Yale	Assistant Coach
1997-99	Fordham	Assistant Coach
1995-97	Miami	Graduate Assistant
1993-95	Albany	Student Assistant

YEAR-BY-YEAR COACHING RECORD

YEAR	TEAM	OVERALL	CONFERENCE	POSTSEASON
2020-21	Kent State	15-8	12-6	
2019-20	Kent State	20-12	9-9	
2018-19	Kent State	22-11	11-7	CIT First Round
2017-18	Kent State	17-17	9-9	
2016-17	Kent State	22-14	10-8	NCAA First Round
2015-16	Kent State	19-13	10-8	
2014-15	Kent State	23-12	12-6	CIT Quarter Finals
2013-14	Kent State	16-16	7-11	
2012-13	Kent State	21-14	9-7	CIT Second Round
2011-12	Kent State	21-12	9-9	CIT First Round
Kent St. Totals (10 Seasons)		196-129 (.602)	99-77 (.563)	5 Appearances

POST SEASON APPEARANCES

	NCAA	NIT	CIT	TOTAL
Assistant	3	6	1	10
HC	1	0	5	6
TOTAL	4	6	6	16

CHAMPIONSHIPS

	REGULAR	DIV.	TOURNEY	TOTAL
Assistant	3	5	2	10
HC	1	1	1	3
TOTAL	4	6	3	13

Senior Jaylin Walker became the program's most prolific 3-point shooter, leading the program with 295 made field goals, while also becoming the 2nd-leading scorer in program history with 1,804 points. Walker was named to the All-MAC First Team and NABC All-District First Team. Freshman Anthony Roberts was named to the All-MAC Freshman Team. The Golden Flashes also defeated two "Power Five" conference schools marking the third-straight season the team has defeated a power-five school. The Flashes defeated Vanderbilt and Oregon State on the road.

In 2019-20, the Flashes finished 20-12 overall and 9-9 in MAC play. The nine conference wins made Senderoff the program's all-time leader in MAC wins with 87 total. Kent State finished the non-conference schedule with the highest scoring margin during the non-conference schedule (+12.5) through 20 seasons. The last time the Flashes finished above +12, was during the 2003-04 season with a +12.3 margin. Senior Philip Whittington was added to the 1,000-career point club, as he finished with 1,113 points. Senior Antonio Williams was named to the All-MAC Second Team and All-Defensive Team, while junior Danny Pippen was named All-MAC Honorable Mention.

Head Coach Rob Senderoff is in select company that includes Tom Izzo (Michigan State) and Mark Few (Gonzaga) as head coaches who have not had a losing season during their head coaching career (minimum of 10 seasons coached).

Senderoff earned a bachelor's degree in business administration from Albany in 1995 and a master's in sports studies from Miami in 1997. He is married to the former Lauren Edelstein, and the couple has two daughters, Samantha and Rachel.



THE SENDEROFF ERA

NABC Honors

2012	Justin Greene	First Team All-District
2013	Chris Evans	First Team All-District
2015	Jimmy Hall	Second Team All-District
2016	Jimmy Hall	First Team All-District
2018	Jaylin Walker	Second Team All-District
2019	Jaylin Walker	First Team All-District
2021	Danny Pippen	First Team All-District

Player of the Year

MID-AMERICAN CONFERENCE

2022	Sincere Carry
------	---------------

Sixth Man of the Year

MID-AMERICAN CONFERENCE

2015	Kris Brewer
2022	Justyn Hamilton

Defensive Player of the Year

MID-AMERICAN CONFERENCE

2016	Khalik Spicer
------	---------------

All-Conference

MID-AMERICAN CONFERENCE

2012	Justin Greene	First
	Michael Porrini	Third
	Carlton Guyton	H.M.
	Randal Holt	H.M.
2013	Chris Evans	First
	Randal Holt	Third
2014	Kris Brewer	H.M.
2015	Jimmy Hall	First
	Devareaux Manley	Second
	Kris Brewer	H.M.
2016	Jimmy Hall	First
2017	Jimmy Hall	First
2018	Jaylin Walker	Third
2019	Jaylin Walker	First
2020	Antonio Williams	Second
	Danny Pippen	H.M.
2021	Danny Pippen	First
	Michael Nuga	Third
2022	Sincere Carry	First
	Malique Jacobs	H.M.

All-Defensive Team

MID-AMERICAN CONFERENCE

2016	Khalik Spicer
2017	Deon Edwin
2020	Antonio Williams
2021	Malique Jacobs
2022	Malique Jacobs
	Sincere Carry

Player of the Week

MID-AMERICAN CONFERENCE

2012	Michael Porrini	East
	Chris Evans	East
	Justin Greene	East
2013	Chris Evans	East (5 times)
2014	Mark Henniger	East
2015	Kris Brewer	East
2016	Jimmy Hall	East (2 times)
	Chris Ortiz	East
	Khalik Spicer	East
	Kellon Thomas	East
2017	Jimmy Hall	East (5 times)
	Jaylin Walker	East

2018	Jaylin Walker	East
2019	Jaylin Walker	East (4 times)
	CJ Williamson	East
2020	Danny Pippen	East (2 times)
	Antonio Williams	East
2021	Danny Pippen	(3 times)
2022	Sincere Carry	(2 times)

All-Tournament Team

IN-SEASON TOURNAMENTS

2012	Justin Greene	Athletes in Action
2015	Jimmy Hall	MABC Classic
	Derek Jackson	MABC Classic
2015	Jimmy Hall	Sun Bowl Invite
2016	Jimmy Hall	Las Vegas Classic
2021	Sincere Carry	Naples Inv.

All-MAC Tournament Team

2012	Justin Greene
2013	Chris Evans
2017	Jaylin Walker (MVP)
2017	Jimmy Hall

SENDEROFF'S FLASHES - WHERE THEY STAND

Individual Career Records

CAREER POINTS (1,000-POINT SCORERS)

2.	1,804	Jaylin Walker	2015-19
4.	1,683	Jimmy Hall	2014-17
6.	1,550	Justin Greene	2008-12
11.	1,417	Randal Holt	2009-13
12.	1,349	Sincere Carry	2021-present
21.	1,183	Danny Pippen	2016-20
24.	1,128	Kris Brewer	2011-15

SCORING AVERAGE (MINIMUM 40 GAMES)

6.	17.2	Jimmy Hall	2014-17
10.	15.8	Jaylin Walker	2015-19

REBOUNDS

2.	867	Jimmy Hall	2014-17
3.	814	Justin Greene	2008-12
6.	693	Danny Pippen	2017-21

REBOUNDING AVERAGE

8.	8.8	Jimmy Hall	2014-17
----	-----	------------	---------

FIELD GOALS MADE

1.	672	Jimmy Hall	2014-17
4.	590	Jaylin Walker	2015-19
6.	574	Justin Greene	2008-12

FIELD GOALS ATTEMPTED

1.	1,529	Jaylin Walker	2015-19
4.	1,310	Jimmy Hall	2014-17
9.	1,208	Randal Holt	2009-13
10.	1,142	Justin Greene	2008-12

FIELD GOAL PERCENTAGE (MIN. 500 ATT.)

5.	.5129 (672-1310)	Jimmy Hall	2014-17
----	------------------	------------	---------

FREE THROWS MADE

2.	402	Justin Greene	2008-12
10.	328	Jimmy Hall	2014-17

FREE THROWS ATTEMPTED

2.	547	Justin Greene	2008-12
10.	451	Jimmy Hall	2014-17

FREE THROW PERCENTAGE

(minimum 225 attempts)			
4.	.820 (218-266)	Randal Holt	2009-13

THREE-POINT FIELD GOALS MADE

1.	295	Jaylin Walker	2015-19
2.	247	Randal Holt	2009-13
3.	237	Devareaux Manley	2011-15

THREE-POINT FIELD GOALS ATTEMPTED

1.	853	Jaylin Walker	2015-19
2.	684	Randal Holt	2009-13
3.	598	Devareaux Manley	2011-15
8.	457	Danny Pippen	2017-21

BLOCKS

2.	167	Khalik Spicer	2012-16
3.	145	Danny Pippen	2017-21
4.	120	Justin Greene	2008-12
9.	95	Jimmy Hall	2014-17

STEALS

10.	142	Randal Holt	2009-13
-----	-----	-------------	---------

MINUTES

5.	3,617	Randal Holt	2009-13
9.	3,451	Jaylin Walker	2015-19

Individual Season Records

POINTS

1.	683	Jimmy Hall	2016-17
5.	599	Sincere Carry	2021-22
7.	582	Jaylin Walker	2015-19

REBOUNDS

2.	383	Jimmy Hall	2016-17
10.	269	Chris Evans	2012-13

FIELD GOALS MADE

1.	267	Jimmy Hall	2016-17
----	-----	------------	---------

FIELD GOAL PERCENTAGE

(minimum 100 attempts)			
4.	.624 (63-101)	Justin Manns	2011-12
5.	.613 (92-150)	Khalik Spicer	2015-16

FREE THROWS MADE

6.	149	Chris Evans	2012-13
8.	146	Jimmy Hall	2016-17

FREE THROWS ATTEMPTED

4.	204	Chris Evans	2012-13
8.	188	Jimmy Hall	2016-17

FREE THROW PERCENTAGE

(minimum 50 attempts)			
10.	.851 (97-114)	Randal Holt	2012-13

THREE-POINT FIELD GOALS MADE

1.	114	Devareaux Manley	2014-15
2.	89	Randal Holt	2012-13
3.	88	Jaylin Walker	2016-17
5.	84	Jaylin Walker	2017-18
7.	74	Sincere Carry	2021-22
8.	73	Devareaux Manley	2013-14
	73	Randal Holt	2011-12

3-POINT FIELD GOAL PERCENTAGE

(minimum 60 attempts)			
10.	.429 (39-91)	Devareaux Manley	2012-13

ASSISTS

5.	160	Sincere Carry	2021-22
8.	153	Michael Porrini	2011-12

BLOCKS

3.	56	Khalik Spicer	2015-16
4.	54	Danny Pippen	2017-18
5.	53	Khalik Spicer	2014-15
7.	48	Jimmy Hall	2016-17
9.	47	Danny Pippen	2019-20
10.	45	Khalik Spicer	2013-14

STEALS

3.	67	Chris Evans	2012-13
----	----	-------------	---------

MINUTES

2.	1,209	Sincere Carry	2021-22
7.	1,181	Derek Jackson	2014-15
8.	1,173	Jimmy Hall	2016-17
10.	1,145	Chris Evans	2012-13
11.	1,142	Jalen Avery	2017-18
12.	1,139	Devareaux Manley	2014-15

**- KENPOM SCOUTING REPORT -**

Category	Offense	Defense	D-I Avg
Adj. Efficiency	101.5 204	99.5 111	103.1
Adj. Tempo	65.8 245	67.0	
Avg. Poss. Length	17.9 229	17.8 232	17.6

Four Factors

Effective FG%:	49.7 190	48.5 112	50.0
Turnover %:	18.7 206	19.6 101	18.4
Off. Reb. %:	31.1 78	26.6 110	28.1
FTA/FGA:	32.5 109	36.0 304	30.3

Miscellaneous Components

3P%:	32.1 255	31.3 61	33.7
2P%:	50.7 134	49.6 167	49.7
FT%:	74.7 76	71.2 153	71.7
Block%:	7.5 70	11.2 69	9.0
Steal%:	9.9 249	10.1 105	9.4
Non-Stl TO%:		8.8 150	9.5 129 9.1

Style Components

3PA/FGA:	39.7 126	42.5 314	37.7
A/FGM:	49.1 223	51.5 195	50.8

Point Distribution (% of total points)

3-Pointers:	30.9 187	32.6 129	31.3
2-Pointers:	49.4 227	46.5 305	50.9
Free Throws:	19.6 80	20.9 45	17.9

Strength of Schedule

Components:	102.6 178	105.9 284	103.1
Overall:	-3.34 230	0.00	
Non-conference:	+0.36 152	0.00	

Personnel

Bench Minutes:	27.9% 246	30.7%	
Experience:	1.89 yrs 179		1.87
Minutes Continuity:	55.0% 124	48.9%	
Average Height:	76.3" 282	77.0"	
2-Foul Participation:	21.8% 154	21.1%	

MAC STANDINGS

SCHOOL	MAC	OVR	STREAK
Toledo	17-3	25-6	W5
Kent State	16-4	21-9	W12
Ohio	14-6	23-8	L3
Akron	14-6	21-9	W5
Buffalo	13-6	19-10	L2
Ball State	9-10	14-16	W1
Miami	8-12	14-17	W2
Central Michigan	6-12	7-22	L3
Bowling Green	6-14	13-18	L1
Northern Illinois	6-14	9-21	W1
Eastern Michigan	5-15	10-21	L3
Western Michigan	4-16	8-23	L1

AWARDS & HONORS**2021-22 MAC Player of the Year**

Sincere Carry

2021-22 MAC Coach of the Year

Rob Senderoff

2021-22 MAC Sixth Man of the Year

Justyn Hamilton

2021-22 All-MAC First Team

Jeenathan Williams, Sr., F, Buffalo
Sincere Carry, R-Jr., G, Kent State
 Mark Sears, So., G, Ohio
 Ben Vander Plas, R-Sr., F, Ohio
 Ryan Rollins, So., G, Toledo

2021-22 All-MAC Defensive Team

Malique Jacobs
 Sincere Carry

2021-22 All-MAC First Team

Sincere Carry

2021-22 All-MAC Honorable Mention

Malique Jacobs

Lou Henson Award National Player of the Week

Sincere Carry

Mid-American Conference Player of the Week

Sincere Carry (3 times)

2021-22 Lou Henson Award Midseason Watch List

Sincere Carry

2021 Naples Invitational All-Tournament Team

Sincere Carry

2021-22 Preseason All-MAC Second Team

Sincere Carry

2021-22 Blue Ribbon Preseason Newcomer of the Year

Sincere Carry



#TEAM106



INSIDE THE NUMBERS

— CHARTING THE NUMBERS —

	Season	KSU Career
Double-Digit Scoring Games		
Tervell Beck	7	21
Giovanni Santiago	12	22
Malique Jacobs	23	33
Justyn Hamilton	12	21
Jeremiah Hernandez	1	4
Sincere Carry	30	30
VonCameron Davis	4	4
Cli'Ron Hornbeak	1	1
Jalen Sullinger	2	2
Andrew Garcia	7	7
20-Point Games		
Malique Jacobs	2	3
Giovanni Santiago	1	2
Justyn Hamilton		1
Sincere Carry	13	13
Jalen Sullinger	1	1
Andrew Garcia	1	1
30-Point Games		
Sincere Carry	3	3
40-Point Games		
Sincere Carry	1	1
Scoring Leaders		
Tervell Beck	1	5
Malique Jacobs	8	11
Giovanni Santiago	3	4
Justyn Hamilton	1	2
Sincere Carry	20	20
Jalen Sullinger	1	1
Andrew Garcia	1	1
10+ Rebound Games		
Justyn Hamilton	4	8
Tervell Beck		1
Malique Jacobs	9	10
VonCameron Davis	1	1
Andrew Garcia	1	1
Rebounding Leaders		
Justyn Hamilton	10	15
Malique Jacobs	20	24
Tervell Beck		4
Giovanni Santiago		1
VonCameron Davis	1	1
Sincere Carry	5	5
DJ Johnson	1	1
Andrew Garcia	2	2
Double-Doubles		
Justyn Hamilton	2	4
Tervell Beck		1
VonCameron Davis	1	1
Malique Jacobs	8	8
Andrew Garcia	1	1
Triple-Doubles		
Malique Jacobs	1	1
Assist Leaders		
Giovanni Santiago	3	18
Malique Jacobs	11	23
Jeremiah Hernandez		1
Sincere Carry	20	20
5+ Assist Games		
Giovanni Santiago	2	16
Malique Jacobs	8	15
Sincere Carry	19	19
Jalen Sullinger	1	1

KENT STATE'S RECORD WHEN THEY...

Scenario	Record
Lead at the half:	18-3
Trail at the half:	4-7
Tied at the half:	1-0
Out-rebound opponent:	18-4
Out rebounded by opponent:	4-6
Commit more turnovers than opponent:	11-4
Commit less turnovers than opponent:	12-5
Commit 10 or more turnovers:	17-8
Commit less than 10 turnovers:	6-2
Shoot 50.0% or better:	8-1
Shoot less than 50.0%:	15-9
Score more bench points than opponent:	17-6
Score less bench points than opponent:	6-4
Inside The M.A.C. Center:	11-4
On the road:	8-4
At a neutral site:	4-2
Against ranked teams:	0-0
In blue jerseys:	5-2
In gold jerseys:	4-1
In white jerseys:	5-3
In grey jerseys:	5-2
In black jerseys:	4-2
In November:	4-2
In December:	1-4
In January:	6-3
In February:	8-0
In March:	4-1
When KSU scores less than 50 points:	0-0
When KSU scores 50-59 points:	1-6
When KSU scores 60-69 points:	7-2
When KSU scores 70-79 points:	9-2
When KSU scores 80+ points:	6-0

SCORING MARGIN BREAKDOWN

Total	1	2	3	4	5	6	7	8	9	10	11-15	16-20	21+
Win	1	2	1	0	2	1	0	4	1	1	5	2	3
Loss	0	2	1	0	0	1	0	1	0	0	4	1	0



LAST TIME IT HAPPENED

— KSU AT HOME THE LAST 19 YEARS —

Year	W-L	Pct.
1999-00	13-1	.928
2000-01	10-2	.833
2001-02	12-0	1.000
2002-03	9-5	.643
2003-04	11-3	.786
2004-05	12-2	.857
2005-06	13-2	.866
2006-07	11-2	.846
2007-08	16-0	1.000
2008-09	13-3	.813
2009-10	14-4	.777
2010-11	14-3	.823
2011-12	14-3	.823
2012-13	12-6	.667
2013-14	11-7	.611
2014-15	12-4	.750
2015-16	13-3	.813
2016-17	10-6	.625
2017-18	13-3	.813
2018-19	14-3	.823
2019-20	14-3	.823
2020-21	9-2	.818
TOTAL	270-67	.801

— KSU YEAR-BY-YEAR RUN —

Year	Record	Postseason
2020-21	15-8, 12-6	-
2019-20	20-12, 9-9	-
2018-19	22-11, 11-7	CIT First Round
2017-18	17-17; 9-9	-
2016-17	22-14; 10-8	NCAA 1st round
2015-16	19-13; 10-8	-
2014-15	23-12; 12-6	CIT quarters
2013-14	16-16; 7-11	-
2012-13	21-14; 9-7	CIT 2nd round
2011-12	21-12; 10-6	CIT
2010-11	25-12; 12-4	NIT quarters
2009-10	24-10; 13-3	NIT 2nd round
2008-09	19-15; 10-6	CIT
2007-08	28-7; 13-3	NCAA
2006-07	21-11; 12-4	-
2005-06	25-9; 15-3	NCAA
2004-05	20-13; 11-7	NIT
2003-04	22-9; 13-5	NIT
2002-03	20-10; 12-6	NIT
2001-02	30-6; 17-1	NCAA Elite 8
2000-01	24-10; 13-5	NCAA 2nd round
1999-00	23-8; 13-5	NIT quarters
1998-99	23-7; 13-5	NCAA 1st Round

— LAST 25 YEARS BY THE NUMBERS —

419	Number of wins by Kent State
10	Postseason wins
5	NIT Appearances
5	CIT Appearances
5	NCAA Appearances

BUZZER BEATERS

Won on a buzzer beater	Kevin Zabo, driving layup	March 5, 2018 vs. Northern Illinois (61-59)
Lost on a buzzer beater	Bryquis Perine, three-pointer	Nov. 15, 2009 vs. Green Bay (87-86 ot)

(WITH 0:00 ON THE CLOCK)

SCORING

Scored 100 points	(W, 107-41)	Nov. 30, 2021 vs. Point Park
Scored 50+ points in a half	57 (W, 93-82)	Feb. 22, 2022 vs. Ball State - 2H
Scored 90-99 points	(W, 93-82)	Feb. 22, 2022 vs. Ball State
Scored less than 50 points	(L, 70-49)	Feb. 18, 2020 vs. Eastern Michigan
Scored less than 50 points and won	(W, 49-47)	March 14, 2008 vs. Miami
Allowed 100 points	(W, 116-106)	March 6, 2017 vs. Central Michigan
Allowed 90 points	(L, 96-70)	Dec. 6, 2017 vs. Xavier
Allowed less than 50 points	47 (W, 56-47)	Jan. 18, 2021 at Eastern Michigan
Won by 50+ points	66 (107-41)	Nov. 30, 2021 vs. Point Park
Won by 40+ points	46 (84-38)	Nov. 16, 2021 vs. Oberlin College
Won by 30+ points	39 (103-64)	Dec. 21, 2019 vs. Hampton

SHOOTING

Shot 60 percent or better from the field	62.3 (33-53)	Jan. 14, 2017 at Western Michigan
Shot 60 percent or better from three	69.2 (9-13)	March 1, 2014 at Ohio
Shot 70 percent or better from three	77.8 (7-9)	Dec. 4, 2002 at Rhode Island
Shot 80 percent or better from three	81.8 (9-11)	Dec. 21, 1992 at Niagara
Made 10-14 3-point field goals	10	Feb. 11, 2022 at Akron
Made 15-plus 3-point field goals	17	Feb. 22, 2022 vs. Ball State
Shot 90 percent or better from the foul line	90.4% (19-21)	Jan. 1, 2022 vs. Toledo

TEAM STATS

Had 50 or more rebounds	50	Nov. 6 vs. Hiram
Had 20 or more assists	23	Feb. 22, 2022 vs. Ball State
Had 30 or more assists	30	Dec. 30, 2008 vs. Shawnee State
Had 8 or more blocked shots	11	Feb. 24, 2018 vs. Bowling Green
Had 15 or more steals	16	Feb. 22, 2022 vs. Ball State
Had 20 or more steals	22	Nov. 24, 2002 vs. Urbana
Had 5 or fewer turnovers	5	Feb. 17, 2017 at Akron

A KENT STATE PLAYER(S)

Scored 30-39 points	Sincere Carry (30) vs. Bowling Green 1/29/22
Scored 40+ points	Sincere Carry (42) vs. Ball State, 2/22/22
Two or more score 20-plus points	Garcia (21) and Carry (20) vs. Central Michigan, 2/26/22
Two players with a double-double	vs. Miami 3/5/19
	Jaylin Walker (29 points, 12 rebounds)
	Philip Whittington (13 points, 13 rebounds)
Player recorded a triple-double	Malique Jacobs (17 points, 11 rebounds, 10 assists) vs. Ball State 2/22/22
No players in double figures	at Ohio State, 11/12/06
Five players in double figures	vs. Western Michigan, 1/25/22
	Garcia (18), Carry (14), Jacobs (11), Davis (11), Hamilton (10)
Six players in double figures	vs. Ball State, 1/23/18
	Zabo (21), Walker (17), De La Rosa (15), Pippen (11), Avery (10), Duling (10)
Perfect at FT line (min. 10 att.)	Malique Jacobs (10-10) vs. Detroit Mercy, 12/9/21
Had 15+ rebounds	Danny Pippen (16) vs. Toledo, 1/5/21
Had 10+ assists	Malique Jacobs (10) vs. Ball State 2/22/22
Had 6+ steals	Giovanni Santiago (6) vs. Ball State 2/22/22
Had 5+ blocked shots	Danny Pippen (7) vs. Detroit Mercy, 12/3/19



JULIUS ROLLINS
Fr. • G • 6-5 • 189
Chicago, Ill.
Hillcrest



VONCAMERON DAVIS
R-Fr. • F • 6-5 • 216
Columbus, Ohio
Walnut Ridge




MALIQUE JACOBS
R-Jr. • G • 6-3 • 194
Wilmington, N.C.
Indian Hills C.C.




SINCERE CARRY
R-Jr. • G • 6-1 • 185
Solon, Ohio
Duquesne



ANDREW GARCIA
Gr. • F • 6-5 • 224
Bergenfield, N.J.
Georgia



DJ JOHNSON
R-Jr. • F • 6-8 • 184
Brooklyn, N.Y.
Rhode Island




GIOVANNI SANTIAGO
R-So. • G • 6-0 • 164
Bayamon, Puerto Rico
Hargrave Military Academy



JALEN SULLINGER
Fr. • G • 5-10 • 170
Columbus, Ohio
Thomas Worthington



TERVELL BECK
R-Sr. • F • 6-7 • 231
Cleveland, Ohio
UNLV



MIKE DIGIULIO
R-Fr. • G • 6-0 • 170
Buffalo, N.Y.
Williamsville South



JUSTYN HAMILTON
R-Sr. • F • 6-11 • 208
Charlotte, N.C.
Temple




JEREMIAH HERNANDEZ
R-So. • G • 6-4 • 180
Chicago, Ill.
St. Viator



AKEEM ODUSIPE
R-Fr. • F • 6-8 • 225
Lagos, Nigeria
Vanderbilt



JARRED LOGAN
R-Fr. • F • 6-5 • 199
Elyria, Ohio
Elyria Catholic



CLI'RON HORNBEAK
Fr. • C • 6-8 • 224
Toledo, Ohio
St. Francis De Sales



0 Julius Rollins |

FR. | GUARD | 6-5 | 189 | CHICAGO, ILL. | HILLCREST

PLAYER NOTES

HIGH SCHOOL

Played at Hillcrest High School in Country Club Hills, IL.... Was the 2020-21 Daily Southtown Boys Basketball Player of the Year... Averaged 17.8 points, 5.8 rebounds and 2.4 assists in senior season (2020-21)... Led Hillcrest to a perfect 13-0 season (the Illinois High School Association eliminated the postseason for winter sports due to COVID)... Played for Team Illinois in 2021 Prep Ball Stars Midwest Challenge... Was also conference Co-Player of the Year... Travel team: Young & Restless.



CAREER HIGHS

2021-22 GAME-BY-GAME STATS

CAREER STATS



1 VonCameron Davis

R-FR. | FORWARD | 6-5 | 216 | COLUMBUS, OHIO | WALNUT RIDGE

PLAYER NOTES

2020-21 SEASON

Appeared in 11 games as a freshman... Recorded a career-high 5 points in his collegiate debut against Point Park (12/2)... Grabbed a career-high 4 rebounds in four different games... Finished the season with 18 points and 19 rebounds while shooting 47.1% from the field.

PRIOR TO KENT STATE

First Mr. Basketball award recipient to play at Kent State... Played at Walnut Ridge High School... In his freshman season, Davis averaged around 16 points and six rebounds per game... In his sophomore year, he averaged 22 points and seven rebounds a night... In his junior year, he averaged 27.5 points and 11.6 rebounds and earned First Team All-Ohio honors... Ended his senior season averaging 26.9 points and 11 rebounds while shooting better than 50 percent from the floor... Closed his High School career with 2,201 points to rank 25th all-time in OHSAA history... Won the 2020 All-Ohio Mr. Basketball award ... Fourth City League player to win Mr. Basketball and make first-team All-City four times.



CAREER HIGHS

Single Game Highs

Statistic	Value
Points	17 at Bowling Green 01/29/22
Rebounds	10 vs Oberlin 11/16/21
Assists	1 7 times
Steals	2 at Bowling Green 01/29/22, at Miami (OH) 02/01/22
Blocks	1 vs Ohio 02/18/22, vs Buffalo 03/04/22
FG Made	6 at Bowling Green 01/29/22
FG Attempts	12 at Bowling Green 01/29/22
3FG Made	2 at Bowling Green 01/29/22, vs Akron 03/12/22
3FG Attempts	5 at Bowling Green 01/29/22, vs Ball St. 02/22/22, at Central Mich. 02/26/22
FT Made	4 vs Western Mich. 01/25/22
FT Attempts	5 vs Western Mich. 01/25/22

2021-22 GAME-BY-GAME STATS



2021-22 Kent St. Men's Basketball
Individual Game-by-Game
All games

Page 1/14
as of Mar 14, 2022

#1 DAVIS, VonCameron

				Total		3-Pointers		Free throws		Rebounds										
Opponent	Date	GS	MIN	FG-FGA	PCT	3FG-3FGA	PCT	FT-FTA	PCT	OFF	DEF	TOT	AVG	PF	A	TO	BLK	STL	PTS	AVG
at Xavier	11/12/2021		01:25	0-1	.000	0-1	.000	0-0	.000	0	0	0	0.0	1	0	0	0	0	0	0.0
Oberlin	11/16/2021		18:07	3-6	.500	1-3	.333	3-3	1.000	4	6	10	5.0	0	1	0	0	1	10	5.0
vs James Madison	11/22/2021		07:05	0-1	.000	0-1	.000	0-0	.000	0	0	0	3.3	0	0	0	0	0	0	3.3
vs ETSU	11/24/2021		07:20	1-2	.500	0-1	.000	0-0	.000	0	1	1	2.8	1	0	1	0	1	2	3.0
Point Park	11/30/2021		16:06	2-3	.667	1-2	.500	2-2	1.000	1	3	4	3.0	2	1	0	0	0	7	3.8
Towson	12/06/2021		12:28	2-4	.500	1-3	.333	0-0	.000	0	1	1	2.7	3	0	0	0	0	5	4.0
Detroit Mercy	12/09/2021		19:01	2-5	.400	1-4	.250	0-0	.000	0	2	2	2.6	3	1	1	0	1	5	4.1
at West Virginia	12/12/2021		08:20	1-5	.200	0-3	.000	0-0	.000	0	0	0	2.3	0	1	0	0	0	2	3.9
Southern U.	12/19/2021		10:33	3-4	.750	1-2	.500	3-3	1.000	2	3	5	2.6	1	1	1	0	0	10	4.6
Northern Ill.	01/11/2022		03:16	0-0	.000	0-0	.000	0-0	.000	0	0	0	2.3	2	0	1	0	0	0	4.1
Akron	01/14/2022	*	18:58	1-4	.250	1-4	.250	2-2	1.000	1	2	3	2.4	1	0	0	0	0	5	4.2
at Eastern Mich.	01/18/2022	*	15:38	1-3	.333	0-2	.000	1-4	.250	1	3	4	2.5	2	0	0	0	0	3	4.1
at Buffalo	01/21/2022	*	15:07	2-5	.400	1-3	.333	0-0	.000	1	1	2	2.5	0	0	1	0	1	5	4.2
Western Mich.	01/25/2022	*	16:48	3-6	.500	1-3	.333	4-5	.800	1	1	2	2.4	1	0	0	0	0	11	4.6
at Bowling Green	01/29/2022	*	26:17	6-12	.500	2-5	.400	3-4	.750	4	3	7	2.7	5	0	0	0	2	17	5.5
at Miami (OH)	02/01/2022	*	20:21	0-4	.000	0-2	.000	0-0	.000	1	2	3	2.8	3	0	1	0	2	0	5.1
Eastern Mich.	02/05/2022	*	16:31	3-5	.600	0-2	.000	0-2	.000	1	4	5	2.9	2	0	0	0	1	6	5.2
Bowling Green	02/08/2022	*	08:26	0-2	.000	0-1	.000	0-0	.000	0	0	0	2.7	1	0	0	0	0	0	4.9
at Akron	02/11/2022	*	13:08	1-3	.333	1-3	.333	0-0	.000	0	1	1	2.6	4	0	1	0	0	3	4.8
at Toledo	02/15/2022	*	11:53	4-5	.800	1-2	.500	0-0	.000	1	0	1	2.6	0	0	0	0	0	9	5.0
Ohio	02/18/2022	*	11:12	1-3	.333	1-2	.500	0-0	.000	0	3	3	2.6	2	1	1	1	0	3	4.9
Ball St.	02/22/2022	*	32:01	5-11	.455	1-5	.200	1-1	1.000	0	2	2	2.5	2	0	1	0	1	12	5.2
at Central Mich.	02/26/2022	*	27:46	1-9	.111	1-5	.200	3-4	.750	2	2	4	2.6	1	0	1	0	1	6	5.3
at Northern Ill.	03/01/2022	*	22:56	1-6	.167	0-1	.000	1-1	1.000	1	4	5	2.7	0	0	1	0	1	3	5.2
Buffalo	03/04/2022	*	19:12	1-4	.250	0-2	.000	1-1	1.000	1	3	4	2.8	2	0	1	1	0	3	5.1
vs Miami (OH)	03/10/2022	*	12:34	1-3	.333	0-2	.000	2-2	1.000	1	1	2	2.7	1	0	0	0	0	4	5.0
vs Ohio	03/11/2022	*	12:15	2-4	.500	1-2	.500	0-0	.000	1	2	3	2.7	0	0	0	0	0	5	5.0
vs Akron	03/12/2022	*	24:53	2-3	.667	2-3	.667	0-0	.000	0	1	1	2.7	5	0	1	0	0	6	5.1
Totals			18 429:37	49-123	.398	18-69	.261	26-34	.765	24	51	75	2.7	45	6	13	2	12	142	5.1

Player Averages

Games Played	Minutes/ game	Points/ game	FG Pct	3FG Pct	FT Pct	Rebounds/ game	Assists/ game	Turnovers/ game	Assist/Turnover ratio	Steals/ game	Blocks/ game
28	15.3	5.1	39.8	26.1	76.5	2.7	0.2	0.5	0.5	0.4	0.1

CAREER STATS

DAVIS, Voncameron

SEASON	TEAM	GP-GS	MIN/AVG	Field Goals FG-FGA	FG%	3-Point 3FG-3FGA	3FG%	F-Throws FT-FTA	FT%	Rebounds OFF DEF TOT AVG	PF-FO	A TO	BLK	STL	PTS	AVG
2020-21	KentSt	11-0	61/5.5	8-17	.471	1-5	.200	1-3	.333	5 14 19 1.7	8-0	1 6	0 0	0 0	18 1.6	
2021-22	KentSt	28-18	430/15.3	49-123	.398	18-69	.261	26-34	.765	24 51 75 2.7	45-2	6 13	2 12	142 5.1		
TOTAL		39-18	490/12.6	57-140	.407	19-74	.257	27-37	.730	29 65 94 2.4	53-2	7 19	2 12	160 4.1		



2 Malique Jacobs

R-JR. | GUARD | 6-3 | 194 | WILMINGTON, N.C. | INDIAN HILLS C.C.

PLAYER NOTES

2020-21 SEASON

Named to the All-MAC Defensive Team... Finished second in the Mid-American Conference with 45 steals... Was one of three Golden Flashes to play in all 23 games, starting 14 games... Averaged 10.0ppg and 4.8rpg, fourth on the team in both categories... Ranked second on the Flashes with 84 assists... Recorded a career-high 23 points against Ball State (2/24)... Tallied a career-high 10 rebounds against Bowling Green (2/9) and a career-high 7 assists against Northern Kentucky (12/13)... Posted a career-high 5 steals against Buffalo (3/5) and finished the season having recorded a steal in 18 of 23 games.

PRIOR TO KENT STATE

INDIAN HILLS CC

Attended same JUCO school as former Flashes Antonio Williams and Kevin Zabo... Averaged 8.6 points, 4.7 rebounds and 4.3 assists per game... Ranked 66th by JucoRecruiting.com.



CAREER HIGHS

Single Game Highs

Statistic	Value
Points	23 at Ball St. 02/24/21, vs Detroit Mercy 12/09/21
Rebounds	12 vs ETSU 11/24/21
Assists	10 vs Ball St. 02/22/22
Steals	5 at Buffalo 03/05/21, vs Buffalo 03/04/22
Blocks	2 9 times
FG Made	9 at Ball St. 02/24/21, vs Ohio 03/11/22
FG Attempts	18 vs Buffalo 03/04/22
3FG Made	3 vs Ball St. 02/22/22
3FG Attempts	5 vs Towson 12/06/21
FT Made	12 vs Miami (OH) 03/10/22
FT Attempts	15 vs Miami (OH) 03/10/22

2021-22 GAME-BY-GAME STATS



2021-22 Kent St. Men's Basketball Individual Game-by-Game All games

 Page 2/14
as of Mar 14, 2022

#2 JACOBS, Malique

				Total		3-Pointers		Free throws		Rebounds											
Opponent	Date	GS	MIN	FG-FGA	PCT	3FG-3FGA	PCT	FT-FTA	PCT	OFF	DEF	TOT	AVG	PF	A	TO	BLK	STL	PTS	AVG	
at Xavier	11/12/2021	*	30:37	3-8	.375	0-0	.000	0-0	.000	1	8	9	9.0	4	1	2	0	1	6	6.0	
Oberlin	11/16/2021	*	20:07	4-8	.500	2-3	.667	4-4	1.000	1	2	3	6.0	2	2	0	0	4	14	10.0	
vs James Madison	11/22/2021	*	37:10	4-6	.667	1-1	1.000	9-11	.818	1	6	7	6.3	3	5	4	1	1	18	12.7	
vs George Washington	11/23/2021	*	37:04	4-8	.500	0-2	.000	4-6	.667	3	4	7	6.5	3	7	4	0	2	12	12.5	
vs ETSU	11/24/2021	*	37:03	6-10	.600	1-2	.500	1-2	.500	6	6	12	7.6	1	1	5	1	0	14	12.8	
Towson	12/06/2021	*	32:15	3-13	.231	1-5	.200	2-2	1.000	1	4	5	7.2	2	2	2	1	1	9	12.2	
Detroit Mercy	12/09/2021	*	33:06	6-11	.545	1-3	.333	10-10	1.000	3	8	11	7.7	2	3	4	1	0	23	13.7	
at West Virginia	12/12/2021	*	26:15	3-8	.375	0-2	.000	2-2	1.000	1	4	5	7.4	3	2	3	0	3	8	13.0	
Southern U.	12/19/2021	*	26:31	0-3	.000	0-2	.000	3-5	.600	0	3	3	6.9	2	1	2	0	0	3	11.9	
Central Mich.	12/29/2021	*	34:27	2-6	.333	1-3	.333	8-10	.800	1	4	5	6.7	5	6	5	0	1	13	12.0	
Toledo	01/01/2022	*	37:42	3-12	.250	1-4	.250	3-4	.750	3	6	9	6.9	4	1	6	1	0	10	11.8	
at Ball St.	01/04/2022	*	38:54	4-11	.364	0-3	.000	3-4	.750	2	4	6	6.8	3	1	1	0	1	11	11.8	
at Ohio	01/07/2022	*	33:32	4-10	.400	0-1	.000	8-10	.800	4	4	8	6.9	5	1	0	1	3	16	12.1	
Northern Ill.	01/11/2022	*	37:58	3-13	.231	0-3	.000	10-12	.833	4	6	10	7.1	1	1	4	2	1	16	12.4	
Akron	01/14/2022	*	31:45	3-11	.273	0-1	.000	0-1	.000	4	3	7	7.1	2	4	1	0	1	6	11.9	
at Eastern Mich.	01/18/2022	*	38:28	6-12	.500	0-0	.000	5-7	.714	3	2	5	7.0	4	0	4	2	4	17	12.3	
at Buffalo	01/21/2022	*	33:16	3-9	.333	1-3	.333	1-3	.333	2	4	6	6.9	5	1	2	1	1	8	12.0	
Western Mich.	01/25/2022	*	38:42	3-6	.500	1-4	.250	4-6	.667	4	6	10	7.1	2	6	3	1	2	11	11.9	
at Bowling Green	01/29/2022	*	36:39	4-14	.286	0-3	.000	3-6	.500	3	8	11	7.3	1	7	0	2	0	11	11.9	
at Miami (OH)	02/01/2022	*	34:42	4-10	.400	0-1	.000	2-2	1.000	3	5	8	7.4	2	4	1	2	0	10	11.8	
Eastern Mich.	02/05/2022	*	34:31	5-9	.556	0-0	.000	3-4	.750	1	3	4	7.2	3	6	0	1	1	13	11.9	
Bowling Green	02/08/2022	*	36:48	2-7	.286	0-2	.000	2-4	.500	1	8	9	7.3	4	4	5	0	4	6	11.6	
at Akron	02/11/2022	*	37:50	3-10	.300	1-2	.500	5-6	.833	2	8	10	7.4	1	3	3	0	4	12	11.6	
at Toledo	02/15/2022	*	37:16	3-11	.273	0-3	.000	8-8	1.000	1	5	6	7.3	1	2	4	1	1	14	11.7	
Ohio	02/18/2022	*	31:03	5-9	.556	1-1	1.000	3-3	1.000	1	8	9	7.4	2	2	3	2	0	14	11.8	
Ball St.	02/22/2022	*	35:46	4-8	.500	3-4	.750	6-6	1.000	0	11	11	7.5	2	10	4	0	1	17	12.0	
at Central Mich.	02/26/2022	*	28:44	4-9	.444	0-2	.000	0-3	.000	2	5	7	7.5	3	3	2	0	0	8	11.9	
at Northern Ill.	03/01/2022	*	35:41	4-9	.444	1-3	.333	3-5	.600	2	7	9	7.6	3	2	5	1	1	12	11.9	
Buffalo	03/04/2022	*	36:10	7-18	.389	2-3	.667	0-1	.000	4	5	9	7.6	2	1	1	2	5	16	12.0	
vs Miami (OH)	03/10/2022	*	36:12	4-9	.444	1-3	.333	12-15	.800	3	8	11	7.7	2	2	2	0	3	21	12.3	
vs Ohio	03/11/2022	*	37:28	9-13	.692	1-1	1.000	0-0	.000	0	10	10	7.8	3	5	2	1	2	19	12.5	
vs Akron	03/12/2022	*	20:00	3-5	.600	0-0	.000	1-2	.500	0	3	3	7.7	3	4	3	1	0	7	12.3	
Totals			29	1083:43	125-306	.408	20-70	.286	125-164	.762	67	178	245	7.7	85	100	87	25	48	395	12.3

Player Averages

Games Played	Minutes/game	Points/game	FG Pct	3FG Pct	FT Pct	Rebounds/game	Assists/game	Turnovers/game	Assist/Turnover ratio	Steals/game	Blocks/game
32	33.9	12.3	40.8	28.6	76.2	7.7	3.1	2.7	1.1	1.5	0.8

CAREER STATS

JACOBS, Malique

SEASON	TEAM	GP-GS	MIN/AVG	FG-FGA	FG%	3FG-3FGA	3FG%	FT-FTA	FT%	OFF	DEF	TOT	AVG	PF-FO	A	TO	BLK	STL	PTS	AVG
2020-21	KentSt	23-14	666/29.0	81-185	.438	10-31	.323	57-75	.760	27	84	111	4.8	68-1	84	54	15	45	229	10.0
2021-22	KentSt	32-29	1084/33.9	125-306	.408	20-70	.286	125-164	.762	67	178	245	7.7	85-3	100	87	25	48	395	12.3
TOTAL		55-43	1750/31.8	206-491	.420	30-101	.297	182-239	.762	94	262	356	6.5	153-4	184	141	40	93	624	11.3

#TEAM106

@KentStMBB



3

Sincere Carry

Wednesday, March 16 | Game 34 | at Southern Utah | Cedar City, Utah

R-JR. | GUARD | 6-1 | 185 | SOLON, OHIO | DUQUESNE

PLAYER NOTES

2021-22 SEASON

Preseason All-MAC Second Team...Blue Ribbon MAC Preseason Newcomer of the Year.

PRIOR TO KENT STATE

2020-21 Preseason Third Team Atlantic 10 All-Conference... 2018-19 Atlantic 10 All-Rookie Team... Carry started every game he played at Duquesne (58 total g., 34.5 minutes/g.)... Averaged 5.5 assists per game for his career... Scored in double digits 38 times in 58 career games, including six games with 20 or more points... Topped 100 assists in each of his first two seasons (161 & 158)... Has a 1.9-to-1 career assist-to-turnover ratio (319-168).

2019-20 SEASON (DUQUESNE)

Led the team in assists (158, 5.3 apg.) and was second in scoring at 12.2 points per game... Led the team in single-game assists 24 times and scored in double digits 20 times... Had four 20-point games, with three coming in conference play... Posted eight or more assists seven times, including a career-high 11 at St. Bonaventure... Was fifth in the A-10 at 5.27 assists per game... Averaged 11.0 points and 4.7 assists and played outstanding defense in earning MVP honors at the Junkanoo Jam and helped Duquesne to its first in-season tournament title since 2002.

2018-19 SEASON (DUQUESNE)

Started all 28 games in which he played... Led the Atlantic 10 in assists per game (5.8) and finished second in steals per game (2.4) on his way to earning a spot on the A-10 All-Rookie Team... Was just the fifth freshman in A-10 history to lead the conference in assists... Ranked first among the nation's freshmen in steals per game (14th overall nationally) and fifth among freshmen in assists per game (29th overall nationally).



CAREER HIGHS

Single Game Highs

Statistic	Value	
Points	42	vs Ball St. 02/22/22
Rebounds	9	vs ETSU 11/24/21
Assists	11	at St. Bonaventure 02/26/20
Steals	6	vs Penn St. 12/19/18
Blocks	1	16 times
FG Made	15	vs Ball St. 02/22/22
FG Attempts	23	vs Ball St. 02/22/22
3FG Made	10	vs Ball St. 02/22/22
3FG Attempts	16	vs Ball St. 02/22/22
FT Made	11	at Northern Ill. 03/01/22
FT Attempts	15	vs George Mason 02/29/20, at Northern Ill. 03/01/22

2021-22 GAME-BY-GAME STATS

2021-22 Kent St. Men's Basketball
Individual Game-by-Game
All gamesPage 3/14
as of Mar 14, 2022

#3 CARRY, Sincere

			Total		3-Pointers		Free throws		Rebounds												
Opponent	Date	GS	MIN	FG-FGA	PCT	3FG-3FGA	PCT	FT-FTA	PCT	OFF	DEF	TOT	AVG	PF	A	TO	BLK	STL	PTS	AVG	
at Xavier	11/12/2021	*	37:53	6-15	.400	3-8	.375	3-4	.750	0	3	3	3.0	0	4	4	1	1	18	18.0	
Oberlin	11/16/2021	*	20:55	4-6	.667	3-4	.750	3-3	1.000	0	1	1	2.0	1	2	1	0	2	14	16.0	
vs James Madison	11/22/2021	*	36:40	3-10	.300	2-4	.500	4-5	.800	2	6	8	4.0	1	8	4	1	1	12	14.7	
vs George Washington	11/23/2021	*	29:45	6-11	.545	4-6	.667	4-4	1.000	2	3	5	4.3	2	5	2	0	0	20	16.0	
vs ETSU	11/24/2021	*	38:07	9-13	.692	0-3	.000	3-3	1.000	2	7	9	5.2	3	4	4	0	2	21	17.0	
Point Park	11/30/2021	*	28:14	3-11	.273	2-7	.286	2-2	1.000	1	4	5	5.2	1	9	0	0	1	10	15.8	
Towson	12/06/2021	*	39:05	5-13	.385	2-7	.286	5-5	1.000	0	4	4	5.0	0	5	0	0	1	17	16.0	
Detroit Mercy	12/09/2021	*	34:27	2-9	.222	1-6	.167	1-2	.500	0	7	7	5.3	3	4	2	0	2	6	14.8	
at West Virginia	12/12/2021	*	40:00	7-15	.467	2-4	.500	2-3	.667	1	0	1	4.8	2	5	3	0	1	18	15.1	
Southern U.	12/19/2021	*	40:00	3-11	.273	2-8	.250	6-6	1.000	0	3	3	4.6	1	5	4	1	2	14	15.0	
Central Mich.	12/29/2021	*	40:00	5-19	.263	2-13	.154	10-12	.833	1	4	5	4.6	0	3	1	0	1	22	15.6	
Toledo	01/01/2022	*	40:00	5-21	.238	2-12	.167	7-8	.875	1	1	2	4.4	4	4	6	0	3	19	15.9	
at Ball St.	01/04/2022	*	40:00	10-19	.526	2-5	.400	4-6	.667	2	5	7	4.6	1	6	0	0	3	26	16.7	
at Ohio	01/07/2022	*	40:00	8-18	.444	2-7	.286	8-9	.889	1	7	8	4.9	3	6	4	1	2	26	17.4	
Northern Ill.	01/11/2022	*	40:00	5-12	.417	1-6	.167	5-6	.833	1	2	3	4.7	2	6	3	1	4	16	17.3	
Akron	01/14/2022	*	38:35	11-17	.647	6-10	.600	4-6	.667	0	4	4	4.7	1	2	3	0	0	32	18.2	
at Eastern Mich.	01/18/2022	*	37:05	4-12	.333	0-2	.000	3-4	.750	1	4	5	4.7	1	6	1	0	2	11	17.8	
at Buffalo	01/21/2022	*	34:09	4-15	.267	0-4	.000	1-1	1.000	0	1	1	4.5	2	5	1	0	0	9	17.3	
Western Mich.	01/25/2022	*	40:00	5-14	.357	3-7	.429	1-2	.500	1	1	2	4.4	0	4	3	0	2	14	17.1	
at Bowling Green	01/29/2022	*	36:52	11-19	.579	4-8	.500	4-5	.800	1	3	4	4.4	4	7	8	1	2	30	17.8	
at Miami (OH)	02/01/2022	*	29:36	8-14	.571	2-5	.400	2-4	.500	1	5	6	4.4	3	3	1	0	1	20	17.9	
Eastern Mich.	02/05/2022	*	35:57	5-12	.417	2-8	.250	0-0	.000	1	6	7	4.5	2	2	2	0	1	12	17.6	
Bowling Green	02/08/2022	*	37:52	5-12	.417	3-7	.429	4-6	.667	0	7	7	4.7	2	5	3	0	0	17	17.6	
at Akron	02/11/2022	*	36:50	7-12	.583	4-5	.800	1-3	.333	0	2	2	4.5	3	1	3	0	0	19	17.6	
at Toledo	02/15/2022	*	37:16	10-18	.556	3-6	.500	0-0	.000	1	5	6	4.6	1	5	3	0	1	23	17.8	
Ohio	02/18/2022	*	32:17	5-10	.500	0-1	.000	2-3	.667	0	5	5	4.6	1	7	2	0	1	12	17.6	
Ball St.	02/22/2022	*	38:29	15-23	.652	10-16	.625	2-2	1.000	0	2	2	4.5	2	6	3	0	3	42	18.5	
at Central Mich.	02/26/2022	*	36:35	7-17	.412	2-7	.286	4-4	1.000	0	7	7	4.6	4	1	1	0	3	20	18.6	
at Northern Ill.	03/01/2022	*	35:57	5-12	.417	1-6	.167	11-15	.733	0	2	2	4.5	0	6	1	0	1	22	18.7	
Buffalo	03/04/2022	*	38:46	8-17	.471	2-7	.286	2-3	.667	1	2	3	4.5	3	9	4	0	1	20	18.7	
vs Miami (OH)	03/10/2022	*	38:00	5-15	.333	2-8	.250	3-4	.750	0	4	4	4.5	2	8	2	0	2	15	18.6	
vs Ohio	03/11/2022	*	40:00	6-18	.333	1-5	.200	3-5	.600	3	5	8	4.6	1	4	2	0	0	16	18.5	
vs Akron	03/12/2022	*	40:00	2-11	.182	2-5	.400	0-0	.000	0	2	2	4.5	1	3	9	0	0	6	18.2	
Totals			32	1209:22	204-471	.433	77-217	.355	114-145	.786	24	124	148	4.5	57	160	90	6	46	599	18.2

Player Averages

Games Played	Minutes/game	Points/game	FG Pct	3FG Pct	FT Pct	Rebounds/game	Assists/game	Turnovers/game	Assist/Turnover ratio	Steals/game	Blocks/game
33	36.6	18.2	43.3	35.5	78.6	4.5	4.8	2.7	1.8	1.4	0.2

CAREER STATS

CARRY, Sincere

				Field Goals		3-Point		F-Throws		Rebounds								Scoring		
SEASON	TEAM	GP-GS	MIN/AVG	FG-FGA	FG%	3FG-3FGA	3FG%	FT-FTA	FT%	OFF	DEF	TOT	AVG	PF-FO	A	TO	BLK	STL	PTS	AVG
2018-19	DU	28-28	938/33.5	116-267	.434	34-108	.315	74-103	.718	16	86	102	3.6	53-1	161	83	6	68	340	12.1
2019-20	DU	30-30	1066/35.5	118-287	.411	45-134	.336	84-112	.750	12	105	117	3.9	58-0	158	85	4	26	365	12.2
2020-21	DU	5-5	151/30.2	14-38	.368	5-15	.333	12-23	.522	7	17	24	4.8	8-0	21	18	0	8	45	9.0
2021-22	KentSt	33-32	1209/36.6	204-471	.433	77-217	.355	114-145	.786	24	124	148	4.5	57-0	160	90	6	46	599	18.2
TOTAL FOR KentSt		33-32	1209/36.6	204-471	.433	77-217	.355	114-145	.786	24	124	148	4.5	57-0	160	90	6	46	599	18.2
TOTAL		96-95	3364/35.0	452-1063	.425	161-474	.340	284-383	.742	59	332	391	4.1	176-1	500	276	16	148	1349	14.1

2021-22 BASKETBALL GAME NOTES



4

Andrew Garcia

GR. | FORWARD | 6-5 | 224 | HARLEM, N.Y. | GEORGIA


PLAYER NOTES

2020-21 SEASON (GEORGIA)

Averaged 8.7 points and 4.0 rebounds in 17.1 minutes per game over 26 outings... Recorded 11 double-figure scoring outputs and one double-digit rebounding count, leading to a double-double... Posted his first double-double as a Bulldog with team-best efforts of 15 points and 11 boards at Arkansas... Scored his 1,000th career point against South Carolina in Athens, putting up the first 780 at Stony Brook before adding the rest at Georgia.

AT STONY BROOK

Played in 77 games over three seasons, with 35 starts... Scored 780 career points, a double-digit average of 10.1 ppg, along with 414 rebounds, 86 assists and 72 steals... Posted 40 double-figure scoring outputs at Stony Brook, with five 20-point performances... Notched nine double-digit rebound counts, leading to nine double-doubles... Recorded a career-high 24 points twice – at Northern Iowa in 2018-19 and at Binghamton in 2019-20 – and a career-most 12 rebounds at Hofstra in 2019-20... Earned America East postseason accolades in both 2020 (second-team All-America East) and 2019 (Sixth Man of the Year).



CAREER HIGHS

TOTAL 127-58 | 2790/22.0 | 436-911 | .479 | 65-203 | .320 | 277-369 | .751 | 270 | 339 | 609 | 4.8 | 346-11 | 111 | 254 | 34 | 112 | 1214 | 9.6

Single Game Highs

Statistic	Value	
Points	24	at UNI 12/29/18, at Binghamton 02/12/20
Rebounds	12	at Hofstra 12/10/19
Assists	5	at UMBC 03/03/20, at Albany (NY) 02/29/20
Steals	5	vs UMass Lowell 02/05/20
Blocks	2	5 times
FG Made	9	at UNI 12/29/18
FG Attempts	15	at Quinnipiac 12/22/18, vs UMBC 02/01/20
3FG Made	4	at UNI 12/29/18
3FG Attempts	6	at Norfolk St. 11/27/18
FT Made	10	vs Florida A&M 11/29/20
FT Attempts	11	vs Florida A&M 11/29/20

2021-22 GAME-BY-GAME STATS

2021-22 Kent St. Men's Basketball
Individual Game-by-Game
All gamesPage 4/14
as of Mar 14, 2022

#4 GARCIA, Andrew

			Total			3-Pointers		Free throws		Rebounds											
Opponent	Date	GS	MIN	FG-FGA	PCT	3FG-3FGA	PCT	FT-FTA	PCT	OFF	DEF	TOT	AVG	PF	A	TO	BLK	STL	PTS	AVG	
at Xavier	11/12/2021		13:24	0-2	.000	0-0	.000	4-4	1.000	2	1	3	3.0	4	0	1	0	1	4	4.0	
Oberlin	11/16/2021	*	16:56	1-4	.250	0-1	.000	0-0	.000	0	3	3	3.0	0	1	1	0	1	2	3.0	
Central Mich.	12/29/2021	*	17:45	2-6	.333	0-1	.000	1-2	.500	2	1	3	3.0	4	0	1	0	0	5	3.7	
Toledo	01/01/2022	*	16:27	3-7	.429	0-1	.000	2-2	1.000	2	0	2	2.8	5	1	0	1	2	8	4.8	
at Ball St.	01/04/2022	*	09:11	1-2	.500	0-0	.000	0-0	.000	0	0	0	2.2	4	1	1	0	0	2	4.2	
at Ohio	01/07/2022	*	20:12	4-8	.500	0-1	.000	1-2	.500	3	2	5	2.7	1	0	1	0	1	9	5.0	
Northern Ill.	01/11/2022	*	14:18	2-4	.500	0-0	.000	2-2	1.000	2	3	5	3.0	3	0	2	1	0	6	5.1	
Akron	01/14/2022	*	21:58	2-2	1.000	1-1	1.000	2-2	1.000	2	4	6	3.4	3	1	2	1	1	7	5.4	
at Eastern Mich.	01/18/2022	*	15:31	2-3	.667	0-0	.000	0-0	.000	0	2	2	3.2	4	0	3	0	1	4	5.2	
Western Mich.	01/25/2022	*	25:27	7-10	.700	1-3	.333	3-5	.600	1	4	5	3.4	1	0	2	1	1	18	6.5	
at Bowling Green	01/29/2022	*	19:33	5-7	.714	2-2	1.000	1-1	1.000	0	1	1	3.2	5	0	2	0	1	13	7.1	
at Miami (OH)	02/01/2022	*	17:57	5-12	.417	0-3	.000	2-2	1.000	1	1	2	3.1	2	0	0	0	2	12	7.5	
Eastern Mich.	02/05/2022	*	22:58	4-5	.800	2-2	1.000	3-3	1.000	0	1	1	2.9	3	1	2	0	2	13	7.9	
Bowling Green	02/08/2022	*	30:31	7-10	.700	2-2	1.000	0-0	.000	2	6	8	3.3	5	1	5	1	1	16	8.5	
at Akron	02/11/2022	*	26:47	3-8	.375	1-2	.500	0-0	.000	1	2	3	3.3	3	2	0	0	7	8.4		
at Toledo	02/15/2022	*	27:40	2-4	.500	0-0	.000	5-8	.625	2	6	8	3.6	1	0	5	2	0	9	8.4	
Ohio	02/18/2022	*	20:26	3-4	.750	0-1	.000	2-2	1.000	2	2	4	3.6	4	1	2	0	0	8	8.4	
Ball St.	02/22/2022	*	16:04	2-3	.667	1-1	1.000	0-2	.000	2	0	2	3.5	4	0	1	0	1	5	8.2	
at Central Mich.	02/26/2022	*	33:47	7-9	.778	0-0	.000	7-8	.875	7	3	10	3.8	3	0	3	1	0	21	8.9	
at Northern Ill.	03/01/2022	*	19:56	2-5	.400	0-1	.000	0-0	.000	1	2	3	3.8	4	1	0	1	4	4	8.7	
Buffalo	03/04/2022	*	31:07	3-11	.273	1-1	1.000	0-0	.000	3	2	5	3.9	2	0	1	2	4	7	8.6	
vs Miami (OH)	03/10/2022	*	21:01	4-7	.571	2-5	.400	2-2	1.000	0	2	2	3.8	3	0	0	0	0	12	8.7	
vs Ohio	03/11/2022	*	27:50	2-7	.286	1-3	.333	3-4	.750	3	2	5	3.8	4	0	2	0	0	8	8.7	
vs Akron	03/12/2022	*	22:14	2-5	.400	0-0	.000	1-1	1.000	3	1	4	3.8	5	1	1	0	2	5	8.5	
Totals			23	508:60	75-145	.517	14-31	.452	41-52	.788	41	51	92	3.8	77	11	38	11	25	205	8.5

Player Averages

Games Played	Minutes/game	Points/game	FG Pct	3FG Pct	FT Pct	Rebounds/game	Assists/game	Turnovers/game	Assist/Turnover ratio	Steals/game	Blocks/game
24	21.2	8.5	51.7	45.2	78.8	3.8	0.5	1.6	0.3	1.0	0.5

CAREER STATS

GARCIA, Andrew

				Field Goals		3-Point		F-Throws		Rebounds									Scoring	
SEASON	TEAM	GP-GS	MIN/AVG	FG-FGA	FG%	3FG-3FGA	3FG%	FT-FTA	FT%	OFF	DEF	TOT	AVG	PF-FO	A	TO	BLK	STL	PTS	AVG
2017-18	SBU	11-0	111/10.1	12-34	.353	2-6	.333	6-16	.375	15	9	24	2.2	16-0	3	14	1	2	32	2.9
2018-19	SBU	33-2	715/21.7	103-235	.438	23-82	.280	81-111	.730	71	98	169	5.1	85-3	20	62	5	17	310	9.4
2019-20	SBU	33-33	1011/30.6	161-340	.474	25-78	.321	95-120	.792	89	132	221	6.7	101-2	63	98	10	53	442	13.4
2020-21	UGa	26-0	444/17.1	85-157	.541	1-6	.167	54-70	.771	54	49	103	4.0	67-2	14	42	7	15	225	8.7
2021-22	KentSt	24-23	509/21.2	75-145	.517	14-31	.452	41-52	.788	41	51	92	3.8	77-4	11	38	11	25	205	8.5
TOTAL FOR KentSt		24-23	509/21.2	75-145	.517	14-31	.452	41-52	.788	41	51	92	3.8	77-4	11	38	11	25	205	8.5
TOTAL		127-58	2790/22.0	436-911	.479	65-203	.320	277-369	.751	270	339	609	4.8	346-11	111	254	34	112	1214	9.6

#TEAM106



@KentStMBB



5

DJ Johnson

Wednesday, March 16 | Game 34 | at Southern Utah | Cedar City, Utah

R-JR. | FORWARD | 6-8 | 184 | BROOKLYN, N.Y. | RHODE ISLAND

PLAYER NOTES

2020-21 SEASON (RHODE ISLAND)


Appeared in all 25 games... Averaged 4.3 points and 2.8 rebounds per game while shooting 38.5% from deep... Had five points and two rebounds against Dayton in the Atlantic 10 Championship second round (3/4)... Scored a career-high 16 points on 6-of-7 shooting, including 4-of-5 from 3-point range (12/13).

2019-20 SEASON (RHODE ISLAND)

Redshirted.

2018-19 SEASON (WILLISTON STATE COLLEGE)

Johnson averaged 13.4 points, 8.9 rebounds and 1.8 blocks.



CAREER HIGHS

Single Game Highs

Statistic	Value
Points	16 at Western Ky. 12/13/20
Rebounds	8 vs Point Park 11/30/21
Assists	2 vs Point Park 11/30/21
Steals	2 vs South Fla. 11/28/20, vs Davidson 12/18/20
Blocks	2 4 times
FG Made	6 at Western Ky. 12/13/20
FG Attempts	7 vs Saint Joseph's 01/03/21, at Western Ky. 12/13/20, vs Point Park 11/30/21
3FG Made	4 at Western Ky. 12/13/20
3FG Attempts	6 vs Saint Joseph's 01/03/21, vs George Washington 11/23/21
FT Made	6 vs Arizona St. 11/25/20
FT Attempts	8 vs Arizona St. 11/25/20

2021-22 GAME-BY-GAME STATS

2021-22 Kent St. Men's Basketball
Individual Game-by-Game
All games

Page 5/14
as of Mar 14, 2022

#5 JOHNSON, D.J.

Opponent	Date	GS	MIN	Total		3-Pointers		Free throws		Rebounds				PF	A	TO	BLK	STL	PTS	AVG
				FG-FGA	PCT	3FG-3FGA	PCT	FT-FTA	PCT	OFF	DEF	TOT	AVG							
at Xavier	11/12/2021		12:15	0-3	.000	0-3	.000	0-0	.000	0	1	1	1.0	2	0	1	1	0	0	0.0
Oberlin	11/16/2021		12:54	1-3	.333	1-3	.333	0-0	.000	0	1	1	1.0	0	0	2	0	0	3	1.5
vs James Madison	11/22/2021		15:59	3-4	.750	1-2	.500	0-0	.000	0	0	0	0.7	0	0	0	0	0	7	3.3
vs George Washington	11/23/2021		21:49	3-6	.500	3-6	.500	0-0	.000	1	4	5	1.8	0	0	0	0	0	9	4.8
vs ETSU	11/24/2021		11:16	0-5	.000	0-5	.000	0-0	.000	0	1	1	1.6	0	0	0	0	0	0	3.8
Point Park	11/30/2021		18:18	4-7	.571	1-4	.250	0-0	.000	2	6	8	2.7	0	2	1	0	0	9	4.7
Towson	12/06/2021		13:23	1-4	.250	0-3	.000	0-0	.000	0	2	2	2.6	2	0	0	1	0	2	4.3
Detroit Mercy	12/09/2021	*	13:57	2-5	.400	1-4	.250	0-0	.000	1	3	4	2.8	0	0	0	2	0	5	4.4
at West Virginia	12/12/2021	*	17:25	1-3	.333	1-3	.333	0-0	.000	1	2	3	2.8	0	0	0	0	0	3	4.2
Central Mich.	12/29/2021		20:00	3-6	.500	2-5	.400	1-3	.333	1	4	5	3.0	3	1	1	1	0	9	4.7
Eastern Mich.	02/05/2022		02:12	1-1	1.000	1-1	1.000	0-0	.000	0	0	0	2.7	0	0	0	0	0	3	4.5
Ohio	02/18/2022		02:35	0-2	.000	0-2	.000	0-0	.000	0	1	1	2.6	0	0	1	0	0	0	4.2
Totals		2	162:03	19-49	.388	11-41	.268	1-3	.333	6	25	31	2.6	7	3	6	5	0	50	4.2

Player Averages

Games Played	Minutes/game	Points/game	FG Pct	3FG Pct	FT Pct	Rebounds/game	Assists/game	Turnovers/game	Assist/Turnover ratio	Steals/game	Blocks/game
12	13.5	4.2	38.8	26.8	33.3	2.6	0.3	0.5	0.5	0.0	0.4

CAREER STATS

JOHNSON, D.J.

				Field Goals		3-Point		F-Throws		Rebounds									Scoring	
SEASON	TEAM	GP-GS	MIN/AVG	FG-FGA	FG%	3FG-3FGA	3FG%	FT-FTA	FT%	OFF	DEF	TOT	AVG	PF-FO	A	TO	BLK	STL	PTS	AVG
2020-21	URI	25-0	374/15.0	36-83	.434	25-65	.385	11-17	.647	14	56	70	2.8	30-0	8	13	12	7	108	4.3
2021-22	KentSt	12-2	162/13.5	19-49	.388	11-41	.268	1-3	.333	6	25	31	2.6	7-0	3	6	5	0	50	4.2
TOTAL FOR KentSt		12-2	162/13.5	19-49	.388	11-41	.268	1-3	.333	6	25	31	2.6	7-0	3	6	5	0	50	4.2
TOTAL		37-2	537/14.5	55-132	.417	36-106	.340	12-20	.600	20	81	101	2.7	37-0	11	19	17	7	158	4.3



11

Giovanni Santiago

R-SO. | GUARD | 6-0 | 164 | PUERTO RICO | HARGRAVE MILITARY

PLAYER NOTES

2020-21 SEASON

Was the only Golden Flash to start in all 23 games... Averaged 9.1 points, 4.1 assists and 2.9 rebounds per game... Led the team with 51 made three-pointers and shot 44.7% from deep, including recording multiple threes in 16 contests... Recorded a career-high 22 points against Western Michigan (2/16)... Scored in double figures 10 times, all coming in the second half of the season... Recorded 5+ assists in 10 different games... Posted a career-high 6 rebounds against Akron (1/1) and a career-high 4 steals against Toledo (1/23)... Led the team in minutes played (775), free throw percentage (92.0) and assists (95).

2019-20 SEASON

Appeared in 25 games, starting four... Averaged 2.4 points per game shooting 48.8% from the field and 36.8% from beyond the arc... Scored 7 pts and dished out a team-high single-game 10 assists against Hiram (11/6).

PRIOR TO KENT STATE

HARGRAVE MILITARY PREP

Averaged 12.3 points and 5.0 assists per game.

PUERTO RICO NATIONAL TEAM

Averaged 11.8 points and 5.3 assists... Scored a tournament-high 17 points against the United States and posted a double-double with 12 points and 10 assists in a 14-point win over the Dominican Republic.



CAREER HIGHS

Single Game Highs

Statistic	Value	
Points	22	at Western Mich. 02/16/21
Rebounds	7	vs Toledo 01/01/22
Assists	10	vs Hiram 11/06/19
Steals	6	vs Ball St. 02/22/22
Blocks	1	7 times
FG Made	7	vs Eastern Mich. 02/05/22
FG Attempts	12	at Buffalo 03/05/21
3FG Made	6	vs Point Park 11/30/21
3FG Attempts	9	4 times
FT Made	7	vs Towson 12/06/21
FT Attempts	7	vs Towson 12/06/21

2021-22 GAME-BY-GAME STATS

2021-22 Kent St. Men's Basketball
Individual Game-by-Game
All gamesPage 6/14
as of Mar 14, 2022

#11 SANTIAGO, Giovanni

				Total		3-Pointers		Free throws		Rebounds											
Opponent	Date	GS	MIN	FG-FGA	PCT	3FG-3FGA	PCT	FT-FTA	PCT	OFF	DEF	TOT	AVG	PF	A	TO	BLK	STL	PTS	AVG	
at Xavier	11/12/2021	*	31:35	3-6	.500	2-3	.667	2-2	1.000	1	2	3	3.0	1	1	0	0	2	10	10.0	
Oberlin	11/16/2021	*	19:16	1-6	.167	0-4	.000	0-0	.000	1	3	4	3.5	1	5	0	0	3	2	6.0	
vs James Madison	11/22/2021	*	34:48	4-10	.400	3-7	.429	0-0	.000	0	3	3	3.3	1	2	4	0	2	11	7.7	
vs George Washington	11/23/2021	*	34:08	4-11	.364	2-7	.286	2-3	.667	0	2	2	3.0	2	3	1	0	1	12	8.8	
vs ETSU	11/24/2021	*	27:52	1-5	.200	1-5	.200	0-0	.000	0	0	0	2.4	0	2	0	0	0	3	7.6	
Point Park	11/30/2021	*	16:41	6-7	.857	6-6	1.000	0-0	.000	0	0	0	2.0	2	2	0	0	2	18	9.3	
Towson	12/06/2021	*	37:18	3-7	.429	3-5	.600	7-7	1.000	0	2	2	2.0	0	0	0	1	2	16	10.3	
Detroit Mercy	12/09/2021	*	33:53	4-7	.571	3-6	.500	0-0	.000	1	4	5	2.4	2	5	2	0	1	11	10.4	
at West Virginia	12/12/2021	*	34:06	2-9	.222	1-4	.250	0-0	.000	0	3	3	2.4	0	0	1	0	2	5	9.8	
Central Mich.	12/29/2021	*	38:40	0-9	.000	0-9	.000	0-0	.000	1	2	3	2.5	4	2	3	0	1	0	8.8	
Toledo	01/01/2022	*	40:00	4-10	.400	3-9	.333	3-3	1.000	0	7	7	2.9	3	2	0	1	0	14	9.3	
at Ball St.	01/04/2022	*	36:37	2-10	.200	0-6	.000	2-2	1.000	0	4	4	3.0	2	1	1	0	1	6	9.0	
Akron	01/14/2022	*	28:15	0-2	.000	0-2	.000	0-0	.000	0	2	2	2.9	3	3	1	0	3	0	8.3	
at Eastern Mich.	01/18/2022	*	10:40	0-2	.000	0-2	.000	0-0	.000	0	2	2	2.9	2	0	0	0	0	0	7.7	
at Bowling Green	01/29/2022	*	21:50	1-3	.333	0-2	.000	3-4	.750	0	2	2	2.8	3	3	1	0	0	5	7.5	
at Miami (OH)	02/01/2022	*	24:11	3-9	.333	3-8	.375	0-0	.000	0	4	4	2.9	0	4	0	0	0	9	7.6	
Eastern Mich.	02/05/2022	*	15:29	7-10	.700	5-8	.625	2-2	1.000	0	1	1	2.8	2	1	0	0	0	21	8.4	
Bowling Green	02/08/2022	*	27:05	6-10	.600	4-8	.500	2-2	1.000	0	2	2	2.7	2	4	0	0	0	18	8.9	
at Akron	02/11/2022	*	26:45	6-8	.750	3-4	.750	0-0	.000	0	2	2	2.7	1	0	1	0	1	15	9.3	
at Toledo	02/15/2022	*	21:25	1-4	.250	0-3	.000	0-0	.000	0	0	0	2.6	3	2	0	0	0	2	8.9	
Ohio	02/18/2022	*	25:59	4-8	.500	3-4	.750	3-4	.750	0	2	2	2.5	0	1	0	0	2	14	9.1	
Ball St.	02/22/2022	*	30:27	2-7	.286	1-5	.200	1-1	1.000	0	1	1	2.5	1	2	2	0	6	6	9.0	
at Central Mich.	02/26/2022	*	26:20	2-9	.222	2-8	.250	1-2	.500	0	3	3	2.5	2	2	0	0	1	7	8.9	
at Northern Ill.	03/01/2022	*	27:50	1-5	.200	0-4	.000	2-4	.500	1	2	3	2.5	0	1	0	0	1	4	8.7	
Buffalo	03/04/2022	*	25:11	4-9	.444	4-9	.444	0-0	.000	1	3	4	2.6	0	2	0	0	0	12	8.8	
vs Miami (OH)	03/10/2022	*	29:48	1-4	.250	1-4	.250	5-5	1.000	1	1	2	2.5	0	3	2	0	2	8	8.8	
vs Ohio	03/11/2022	*	26:37	1-3	.333	1-3	.333	0-0	.000	0	1	1	2.5	2	1	0	0	1	3	8.6	
vs Akron	03/12/2022	*	31:38	3-8	.375	2-6	.333	0-0	.000	1	0	1	2.4	0	2	2	0	0	8	8.6	
Totals			14	784:25	76-198	.384	53-151	.351	35-41	.854	8	60	68	2.4	39	56	21	2	34	240	8.6

Player Averages

Games Played	Minutes/game	Points/game	FG Pct	3FG Pct	FT Pct	Rebounds/game	Assists/game	Turnovers/game	Assist/Turnover ratio	Steals/game	Blocks/game
28	28.0	8.6	38.4	35.1	85.4	2.4	2.0	0.8	2.7	1.2	0.1

CAREER STATS

SANTIAGO, Giovanni

SEASON	TEAM	GP-GS	MIN/AVG	Field Goals FG-FGA FG%	3-Point 3FG-3FGA 3FG%	F-Throws FT-FTA FT%	Rebounds OFF DEF TOT AVG	Scoring PF-FO A TO BLK STL PTS AVG
2019-20	KentSt	25-4	316/12.6	21-43 .488	7-19 .368	10-10 1.000	3 26 29 1.2	32-0 49 22 2 14 59 2.4
2020-21	KentSt	23-23	776/33.7	68-165 .412	51-114 .447	23-25 .920	6 60 66 2.9	49-2 95 42 3 27 210 9.1
2021-22	KentSt	28-14	784/28.0	76-198 .384	53-151 .351	35-41 .854	8 60 68 2.4	39-0 56 21 2 34 240 8.6
TOTAL		76-41	1876/24.7	165-406 .406	111-284 .391	68-76 .895	17 146 163 2.1	120-2 200 85 7 75 509 6.7

#TEAM106



13

Jalen Sullinger

FR. | GUARD | 5-10 | 170 | COLUMBUS, OHIO | THOMAS WORTHINGTON

PLAYER NOTES

PRIOR TO KENT STATE

Senior year, he helped his high school once again reach playoffs, but lost in District Semifinals... Played at Thomas Worthington High School in Columbus... Earned Third Team All-Ohio honors after averaging 17.3 points, 4.1 rebounds and 3.3 assists per game as a junior... Junior year, he shot 54% from the field, 83% from the line and 48.5% from 3-point range... Junior year, he led Thomas Worthington to their first district title since 2001 and advanced to the regional semifinals before having the season ended abruptly due to the COVID-19 outbreak... Travel Team: All Ohio Red... Father, JJ, played at Arkansas and Ohio State... Uncle, Julian, is an assistant coach at Kent State.



CAREER HIGHS

Single Game Highs

Statistic	Value
Points	24 vs Point Park 11/30/21
Rebounds	4 vs Point Park 11/30/21
Assists	5 vs Point Park 11/30/21
Steals	5 vs Point Park 11/30/21
Blocks	1 vs George Washington 11/23/21
FG Made	9 vs Point Park 11/30/21
FG Attempts	13 vs Point Park 11/30/21
3FG Made	4 vs Point Park 11/30/21
3FG Attempts	7 vs Point Park 11/30/21, vs Northern Ill. 01/11/22
FT Made	2 vs Point Park 11/30/21
FT Attempts	2 vs Point Park 11/30/21, at Buffalo 01/21/22

2021-22 GAME-BY-GAME STATS

2021-22 Kent St. Men's Basketball
Individual Game-by-Game
All gamesPage 7/14
as of Mar 14, 2022

#13 SULLINGER, Jalen

Opponent	Date	GS	MIN	Total		3-Pointers		Free throws		Rebounds		PF	A	TO	BLK	STL	PTS	AVG			
				FG-FGA	PCT	3FG-3FGA	PCT	FT-FTA	PCT	OFF	DEF								TOT	AVG	
at Xavier	11/12/2021		10:47	0-5	.000	0-2	.000	0-0	.000	0	1	1	1.0	2	0	0	1	0	0.0		
Oberlin	11/16/2021		17:45	2-7	.286	1-5	.200	0-0	.000	1	1	2	1.5	0	1	2	0	5	2.5		
vs James Madison	11/22/2021		02:01	0-0	.000	0-0	.000	0-0	.000	0	0	0	1.0	1	0	0	0	0	1.0		
vs George Washington	11/23/2021		15:12	3-5	.600	1-2	.500	0-0	.000	0	0	0	0.8	2	2	0	1	7	3.0		
vs ETSU	11/24/2021		10:13	0-1	.000	0-1	.000	0-0	.000	0	0	0	0.6	1	0	1	0	0	2.4		
Point Park	11/30/2021		30:20	9-13	.692	4-7	.571	2-2	1.000	0	4	4	1.2	3	5	1	0	5	24	6.0	
Towson	12/06/2021		03:09	0-0	.000	0-0	.000	0-0	.000	0	0	0	1.0	0	0	1	0	0	0	5.1	
at West Virginia	12/12/2021		02:30	0-1	.000	0-0	.000	0-0	.000	0	0	0	0.9	1	0	0	0	0	0	4.5	
Southern U.	12/19/2021		24:17	4-10	.400	1-4	.250	0-0	.000	0	2	2	1.0	4	0	4	0	9	5	5.0	
at Ohio	01/07/2022	*	20:08	2-7	.286	0-2	.000	0-0	.000	0	1	1	1.0	4	0	0	0	1	4	4.9	
Northern Ill.	01/11/2022	*	20:34	2-9	.222	2-7	.286	0-0	.000	0	3	3	1.2	3	0	1	0	1	6	5.0	
Akron	01/14/2022	*	03:49	0-1	.000	0-1	.000	0-0	.000	0	1	1	1.2	0	0	1	0	0	0	4.6	
at Eastern Mich.	01/18/2022		04:13	0-1	.000	0-1	.000	0-0	.000	0	0	0	1.1	0	0	0	0	0	0	4.2	
at Buffalo	01/21/2022		25:57	4-6	.667	1-3	.333	1-2	.500	0	2	2	1.1	1	1	4	0	3	10	4.6	
Western Mich.	01/25/2022		09:47	1-3	.333	0-2	.000	0-0	.000	0	1	1	1.1	0	2	0	0	1	2	4.5	
at Bowling Green	01/29/2022		06:43	1-1	1.000	1-1	1.000	0-0	.000	0	0	0	1.1	0	0	0	0	0	0	3.4	
at Miami (OH)	02/01/2022		01:51	0-0	.000	0-0	.000	0-0	.000	0	0	0	1.0	0	1	1	0	0	0	4.1	
Eastern Mich.	02/05/2022		11:09	3-8	.375	1-3	.333	0-0	.000	0	1	1	1.0	0	0	1	0	0	0	7	4.3
Bowling Green	02/08/2022		07:17	1-3	.333	1-1	1.000	0-0	.000	0	0	0	0.9	1	0	1	0	1	3	4.2	
Ohio	02/18/2022		04:36	0-0	.000	0-0	.000	0-0	.000	0	1	1	1.0	2	1	0	0	0	0	4.0	
at Northern Ill.	03/01/2022		00:05	0-0	.000	0-0	.000	0-0	.000	0	0	0	0.9	0	0	0	0	0	0	3.8	
Buffalo	03/04/2022		02:52	0-1	.000	0-0	.000	0-0	.000	0	0	0	0.9	0	0	0	0	0	0	3.6	
vs Akron	03/12/2022		00:40	0-1	.000	0-0	.000	0-0	.000	0	0	0	0.8	0	0	0	0	0	0	3.5	
Totals		3	235:56	32-83	.386	13-42	.310	3-4	.750	1	18	19	0.8	25	13	18	1	14	80	3.5	

Player Averages

Games Played	Minutes/game	Points/game	FG Pct	3FG Pct	FT Pct	Rebounds/game	Assists/game	Turnovers/game	Assist/Turnover ratio	Steals/game	Blocks/game
23	10.3	3.5	38.6	31.0	75.0	0.8	0.6	0.8	0.7	0.6	0.0

CAREER STATS

SULLINGER, Jalen

				Field Goals		3-Point		F-Throws		Rebounds								Scoring		
SEASON	TEAM	GP-GS	MIN/AVG	FG-FGA	FG%	3FG-3FGA	3FG%	FT-FTA	FT%	OFF	DEF	TOT	AVG	PF-FO	A	TO	BLK	STL	PTS	AVG
2021-22	KentSt	23-3	236/10.3	32-83	.386	13-42	.310	3-4	.750	1	18	19	0.8	25-0	13	18	1	14	80	3.5
TOTAL		23-3	236/10.3	32-83	.386	13-42	.310	3-4	.750	1	18	19	0.8	25-0	13	18	1	14	80	3.5



14

Tervell Beck

Wednesday, March 16 | Game 34 | at Southern Utah | Cedar City, Utah

R-SR. | FORWARD | 6-7 | 231 | CLEVELAND, OHIO | UNLV

PLAYER NOTES

2020-21 SEASON

Appeared in 19 games, starting 17... Was third on the team, averaging 11.7 points per game and fourth on the team with 4.8 rebounds per contest... Scored in double figures 12 times, including a career-high 19 points against Miami (2/27) and Buffalo (3/5)... Recorded the only double-double of his career against Miami (2/27) with a career-high in points (19) and rebounds (12)... Led the Flashes in three-point percentage, making 15-of-33 (.455) from deep... Led the team (min. 100 attempts) in field goal percentage (.563).

2019-20 SEASON

Played in 31 games and made 4 starts... Averaged 4.3 points and 2.2 rebounds... Scored season-high 15 points against Concord (11/21) and Bowling Green (3/3)... Grabbed a season-high 7 boards against Central Michigan (1/11)... Shot 62.7 percent from the field and 33.3 percent from beyond the arc... Recorded 5+ rebounds in five different games.

PRIOR TO KENT STATE

UNLV

Earned Academic All-Mountain West Honors as a freshman... Appeared in all 33 games, starting each of the season's final 13 contests... Averaged 7.3 points per game... Scored in double figures 10 times... Scored in double figures 10 times... Played in 18 games as a sophomore and averaged 4.1 points and 2.1 rebounds per game.



CAREER HIGHS

Single Game Highs

Statistic	Value	
Points	19	at Miami (OH) 02/27/21, at Buffalo 03/05/21
Rebounds	12	at Miami (OH) 02/27/21
Assists	4	at Bowling Green 02/09/21, vs Ball St. 02/22/22
Steals	4	vs Ball St. 02/22/22
Blocks	2	at Air Force 01/16/19, vs Air Force 02/14/18
FG Made	8	at Ohio 01/16/21
FG Attempts	14	at Miami (OH) 02/27/21
3FG Made	3	vs Ohio 03/11/21, at Eastern Mich. 01/18/22, vs Ohio 02/18/22
3FG Attempts	6	at Buffalo 03/05/21, vs Ohio 03/11/21, at Buffalo 01/21/22
FT Made	8	vs Mississippi Val. 12/20/17
FT Attempts	10	vs Fresno St. 02/21/18

2021-22 GAME-BY-GAME STATS



2021-22 Kent St. Men's Basketball
Individual Game-by-Game
All games

Page 8/14
as of Mar 14, 2022

#14 BECK, Tervell

Opponent	Date	GS	MIN	Total		3-Pointers		Free throws		Rebounds				PF	A	TO	BLK	STL	PTS	AVG	
				FG-FGA	PCT	3FG-3FGA	PCT	FT-FTA	PCT	OFF	DEF	TOT	AVG								
at Xavier	11/12/2021	*	22:48	2-5	.400	1-1	1.000	0-0	.000	0	1	1	1.0	1	1	0	1	5	5.0		
Oberlin	11/16/2021		19:48	2-5	.400	1-1	1.000	0-0	.000	0	1	1	1.0	1	3	3	0	5	5.0		
vs James Madison	11/22/2021	*	26:24	3-4	.750	1-2	.500	1-2	.500	1	2	3	1.7	4	1	3	0	1	8	6.0	
vs George Washington	11/23/2021	*	24:20	5-6	.833	0-0	.000	0-0	.000	1	1	2	1.8	0	0	3	1	10	7.0		
vs ETSU	11/24/2021	*	14:49	1-4	.250	0-1	.000	1-2	.500	0	1	1	1.6	3	0	3	0	3	6.2		
Point Park	11/30/2021	*	21:34	4-6	.667	1-2	.500	3-4	.750	2	2	4	2.0	3	1	2	0	12	7.2		
Towson	12/06/2021	*	24:00	0-5	.000	0-3	.000	2-2	1.000	2	1	3	2.1	1	0	2	0	2	6.4		
Detroit Mercy	12/09/2021		13:20	2-5	.400	0-1	.000	0-0	.000	1	1	2	2.1	3	1	0	0	4	6.1		
at West Virginia	12/12/2021		13:30	0-3	.000	0-1	.000	1-2	.500	1	0	1	2.0	2	0	1	0	1	5.6		
Southern U.	12/19/2021		23:21	3-4	.750	2-2	1.000	2-2	1.000	3	3	6	2.4	5	1	4	0	1	10	6.0	
Central Mich.	12/29/2021	*	26:18	2-4	.500	1-3	.333	4-4	1.000	0	4	4	2.5	1	0	2	0	1	9	6.3	
Toledo	01/01/2022		27:15	2-3	.667	1-1	1.000	2-2	1.000	2	5	7	2.9	2	2	1	0	0	7	6.3	
at Ball St.	01/04/2022		29:47	2-5	.400	1-3	.333	3-3	1.000	2	3	5	3.1	2	0	2	0	0	8	6.5	
at Ohio	01/07/2022		27:35	2-7	.286	1-3	.333	0-0	.000	1	2	3	3.1	1	0	1	1	1	5	6.4	
Northern Ill.	01/11/2022		17:54	2-3	.667	1-2	.500	0-0	.000	1	1	2	3.0	4	0	2	0	0	5	6.3	
Akron	01/14/2022		27:50	5-9	.556	1-3	.333	0-0	.000	0	5	5	3.1	3	0	1	0	1	11	6.6	
at Eastern Mich.	01/18/2022		21:14	3-5	.600	3-4	.750	2-2	1.000	0	2	2	3.1	3	0	1	0	0	11	6.8	
at Buffalo	01/21/2022	*	32:18	3-8	.375	1-6	.167	4-4	1.000	1	6	7	3.3	0	1	1	0	1	11	7.1	
Western Mich.	01/25/2022		23:12	2-6	.333	0-3	.000	0-0	.000	1	4	5	3.4	2	2	0	0	0	4	6.9	
at Bowling Green	01/29/2022		10:04	0-1	.000	0-1	.000	0-0	.000	0	1	1	3.3	2	1	0	0	0	0	6.6	
at Miami (OH)	02/01/2022		17:18	2-4	.500	2-3	.667	3-4	.750	1	2	3	3.2	0	0	1	0	0	9	6.7	
Eastern Mich.	02/05/2022		12:30	1-1	1.000	0-0	.000	2-2	1.000	0	1	1	3.1	0	0	0	0	0	4	6.5	
Bowling Green	02/08/2022		13:51	3-5	.600	2-4	.500	0-0	.000	0	1	1	3.0	2	0	1	0	0	8	6.6	
at Akron	02/11/2022		12:01	0-1	.000	0-1	.000	0-0	.000	0	0	0	2.9	1	0	0	0	0	0	6.3	
at Toledo	02/15/2022		14:58	3-4	.750	1-2	.500	0-0	.000	0	1	1	2.8	2	1	0	0	0	7	6.4	
Ohio	02/18/2022		15:43	3-6	.500	3-5	.600	0-0	.000	0	0	0	2.7	3	0	2	0	1	9	6.5	
Ball St.	02/22/2022		29:22	4-8	.500	1-4	.250	1-2	.500	0	0	0	2.6	2	4	0	0	4	10	6.6	
at Central Mich.	02/26/2022		30:17	4-10	.400	0-4	.000	2-2	1.000	3	4	7	2.8	5	0	1	0	1	10	6.7	
at Northern Ill.	03/01/2022		24:02	2-4	.500	1-3	.333	2-2	1.000	1	3	4	2.8	2	2	2	1	0	7	6.7	
Buffalo	03/04/2022	*	16:55	2-6	.333	1-4	.250	1-2	.500	2	0	2	2.8	3	0	1	0	0	6	6.7	
vs Miami (OH)	03/10/2022		20:18	2-4	.500	1-3	.333	3-4	.750	2	4	6	2.9	4	0	1	0	0	8	6.7	
vs Ohio	03/11/2022		13:58	3-7	.429	1-3	.333	3-4	.750	0	1	1	2.8	3	0	0	0	0	10	6.8	
vs Akron	03/12/2022		13:35	2-4	.500	0-2	.000	0-0	.000	0	1	1	2.8	0	0	1	0	0	4	6.8	
Totals			9	682:07	76-162	.469	29-81	.358	42-51	.824	28	64	92	2.8	70	21	42	4	15	223	6.8

Player Averages

Games	Minutes/	Points/	3FG	Rebounds/	Assists/	Turnovers/	Assist/Turnover	Steals/	Blocks/
-------	----------	---------	-----	-----------	----------	------------	-----------------	---------	---------

CAREER STATS

BECK, Tervell

				Field Goals		3-Point		F-Throws		Rebounds										Scoring	
SEASON	TEAM	GP-GS	MIN/AVG	FG-FGA	FG%	3FG-3FGA	3FG%	FT-FTA	FT%	OFF	DEF	TOT	AVG	PF-FO	A	TO	BLK	STL	PTS	AVG	
2017-18	UNLV	33-13	533/16.2	88-148	.595	9-25	.360	57-92	.620	35	43	78	2.4	49-1	16	32	4	6	242	7.3	
2018-19	UNLV	18-0	216/12.0	26-52	.500	3-13	.231	18-30	.600	14	23	37	2.1	30-1	6	25	6	7	73	4.1	
2019-20	KentSt	31-4	385/12.4	52-83	.627	6-18	.333	22-32	.688	27	41	68	2.2	64-2	13	25	6	16	132	4.3	
2020-21	KentSt	19-17	502/26.4	81-144	.563	15-33	.455	45-58	.776	41	50	91	4.8	45-3	16	42	4	7	222	11.7	
2021-22	KentSt	33-9	682/20.7	76-162	.469	29-81	.358	42-51	.824	28	64	92	2.8	70-2	21	42	4	15	223	6.8	
TOTAL FOR KentSt		83-30	1570/18.9	209-389	.537	50-132	.379	109-141	.773	96	155	251	3.0	179-7	50	109	14	38	577	7.0	
TOTAL		134-43	2319/17.3	323-589	.548	62-170	.365	184-263	.700	145	221	366	2.7	258-9	72	166	24	51	892	6.7	

#TEAM106



@KentStMBB



15

Mike DiGiulio

R-FR. | GUARD | 6-0 | 170 | BUFFALO, N.Y. | WILLIAMSVILLE SOUTH


PLAYER NOTES

PRIOR TO KENT STATE

Appeared in 7 games... Scored his first career points against Point Park (12/2) and recorded his first rebound against Northern Illinois (2/13).

HIGH SCHOOL

Attended South High School... Ranked fourth in the section in scoring average as he scored 20+ points in 20 of the team's 22 games... Eclipsed 30+ points four times... Earned fourth team All-Western New York honors... Averaged 25 ppg, 4.0 rpg, 3.7 spg and 2.8 apg in helping the Billies reach the Section VI Class A-2 quarterfinals.



CAREER HIGHS

Single Game Highs

Statistic	Value
Points	2 vs Northern Ill. 02/13/21, vs Point Park 12/02/20, vs Oberlin 11/16/21
Rebounds	2 vs Point Park 11/30/21
Assists	1 vs Point Park 11/30/21
Blocks	1 vs Oberlin 11/16/21
FG Made	1 vs Point Park 12/02/20, vs Oberlin 11/16/21
FG Attempts	1 vs Point Park 12/02/20, vs Oberlin 11/16/21, vs Point Park 11/30/21
FT Made	2 vs Northern Ill. 02/13/21
FT Attempts	2 vs Northern Ill. 02/13/21

2021-22 GAME-BY-GAME STATS



2021-22 Kent St. Men's Basketball
Individual Game-by-Game
All games

Page 9/14
as of Mar 14, 2022

#15 DIGIULIO, Mike

Opponent	Date	GS	MIN	Total		3-Pointers		Free throws		Rebounds				PF	A	TO	BLK	STL	PTS	AVG
				FG-FGA	PCT	3FG-3FGA	PCT	FT-FTA	PCT	OFF	DEF	TOT	AVG							
Oberlin	11/16/2021		02:08	1-1	1.000	0-0	.000	0-0	.000	0	0	0	0.0	0	0	1	1	0	2	2.0
Point Park	11/30/2021		02:58	0-1	.000	0-0	.000	0-0	.000	0	2	2	1.0	0	1	0	0	0	0	1.0
Detroit Mercy	12/09/2021		00:31	0-0	.000	0-0	.000	0-0	.000	0	0	0	0.7	0	0	0	0	0	0	0.7
Toledo	01/01/2022		00:01	0-0	.000	0-0	.000	0-0	.000	0	0	0	0.5	0	0	0	0	0	0	0.5
at Buffalo	01/21/2022		00:09	0-0	.000	0-0	.000	0-0	.000	0	0	0	0.4	0	0	0	0	0	0	0.4
Eastern Mich.	02/05/2022		00:13	0-0	.000	0-0	.000	0-0	.000	0	0	0	0.3	0	0	0	0	0	0	0.3
Ohio	02/18/2022		01:55	0-0	.000	0-0	.000	0-0	.000	0	0	0	0.3	0	0	0	0	0	0	0.3
Totals		0	07:55	1-2	.500	0-0	.000	0-0	.000	0	2	2	0.3	0	1	1	1	0	2	0.3

Player Averages

Games Played	Minutes/ game	Points/ game	FG Pct	3FG Pct	FT Pct	Rebounds/ game	Assists/ game	Turnovers/ game	Assist/Turnover ratio	Steals/ game	Blocks/ game
7	1.1	0.3	50.0	0.0	0.0	0.3	0.1	0.1	1.0	0.0	0.1

CAREER STATS

DIGIULIO, Mike

				Field Goals		3-Point		F-Throws		Rebounds				Scoring						
SEASON	TEAM	GP-GS	MIN/AVG	FG-FGA	FG%	3FG-3FGA	3FG%	FT-FTA	FT%	OFF	DEF	TOT	AVG	PF-FO	A	TO	BLK	STL	PTS	AVG
2020-21	KentSt	7-0	9/1.3	1-1	1.000	0-0	.000	2-2	1.000	0	1	1	0.1	0-0	0	1	0	0	4	0.6
2021-22	KentSt	7-0	8/1.1	1-2	.500	0-0	.000	0-0	.000	0	2	2	0.3	0-0	1	1	1	0	2	0.3
TOTAL		14-0	17/1.2	2-3	.667	0-0	.000	2-2	1.000	0	3	3	0.2	0-0	1	2	1	0	6	0.4



21

Justyn Hamilton

R-SR. | FORWARD | 6-11 | 208 | CHARLOTTE, N.C. | TEMPLE

PLAYER NOTES

2020-21 SEASON

Started all 21 games he appeared in... Averaged 8.9 points per game... Second on the team with 6.8 rebounds per game and 18 blocks... Recorded double digit points nine times and double digit rebounds four times... Posted two double-doubles, one against Detroit Mercy (12/9) and one against Central Michigan (1/30)... Posted a career-high 4 blocks against Akron (1/1)... Second-best shot percentage on the team, making 82-of-159 (.516) attempts.

PRIOR TO KENT STATE

TEMPLE

Appeared in 62 games and made 19 starts... Averaged 3.2 points and 1.7 rebounds per game for his career... Recorded 19 steals, 18 blocks and 14 assists in his time at Temple.



CAREER HIGHS

Single Game Highs

Statistic	Value	
Points	22	vs Northern Ky. 12/13/20
Rebounds	14	vs Point Park 12/02/20
Assists	3	vs Toledo 01/05/21, vs Southern U. 12/19/21
Steals	2	12 times
Blocks	4	at Akron 01/01/21, vs ETSU 11/24/21
FG Made	11	vs Northern Ky. 12/13/20
FG Attempts	13	vs Northern Ky. 12/13/20
3FG Made	1	5 times
3FG Attempts	3	vs Western Mich. 01/09/21, at Xavier 11/12/21
FT Made	4	4 times
FT Attempts	6	vs Tulane 01/11/20

2021-22 GAME-BY-GAME STATS


 2021-22 Kent St. Men's Basketball
 Individual Game-by-Game
 All games

 Page 10/14
 as of Mar 14, 2022

#21 HAMILTON, Justyn

Opponent	Date	GS	MIN	Total		3-Pointers		Free throws		Rebounds				PF	A	TO	BLK	STL	PTS	AVG
				FG-FGA	PCT	3FG-3FGA	PCT	FT-FTA	PCT	OFF	DEF	TOT	AVG							
at Xavier	11/12/2021	*	26:25	4-8	.500	1-3	.333	4-4	1.000	1	2	3	3.0	4	0	1	1	0	13	13.0
Oberlin	11/16/2021	*	14:19	4-9	.444	0-2	.000	0-0	.000	3	4	7	5.0	1	0	1	0	2	8	10.5
vs James Madison	11/22/2021	*	28:57	8-12	.667	0-1	.000	0-0	.000	2	5	7	5.7	2	0	1	1	1	16	12.3
vs George Washington	11/23/2021	*	27:34	3-7	.429	0-0	.000	1-1	1.000	0	3	3	5.0	3	0	0	1	2	7	11.0
vs ETSU	11/24/2021	*	28:49	1-5	.200	0-0	.000	0-0	.000	0	3	3	4.6	2	0	1	4	2	2	9.2
Point Park	11/30/2021	*	17:01	6-10	.600	0-0	.000	2-2	1.000	2	10	12	5.8	2	1	0	3	1	14	10.0
Towson	12/06/2021	*	27:14	3-12	.250	0-1	.000	1-2	.500	4	1	5	5.7	3	0	0	3	0	7	9.6
Detroit Mercy	12/09/2021		24:05	4-6	.667	0-0	.000	4-4	1.000	1	4	5	5.6	3	1	1	1	0	12	9.9
at West Virginia	12/12/2021		30:38	4-7	.571	0-0	.000	2-4	.500	4	8	12	6.3	4	0	4	1	2	10	9.9
Southern U.	12/19/2021	*	31:56	4-6	.667	0-0	.000	3-4	.750	3	5	8	6.5	3	3	0	0	0	11	10.0
Central Mich.	12/29/2021		14:51	2-3	.667	0-0	.000	3-4	.750	2	0	2	6.1	5	1	0	3	0	7	9.7
Toledo	01/01/2022	*	33:28	3-6	.500	0-0	.000	2-2	1.000	7	4	11	6.5	1	0	0	1	2	8	9.6
at Ball St.	01/04/2022	*	34:37	5-10	.500	0-0	.000	1-4	.250	2	6	8	6.6	4	1	2	2	2	11	9.7
at Ohio	01/07/2022	*	30:52	3-6	.500	0-0	.000	1-2	.500	1	4	5	6.5	5	1	0	0	0	7	9.5
Northern Ill.	01/11/2022	*	33:06	4-7	.571	0-0	.000	2-3	.667	2	4	6	6.5	2	2	0	0	0	10	9.5
Akron	01/14/2022		20:12	2-7	.286	0-0	.000	0-0	.000	2	3	5	6.4	3	0	1	2	0	4	9.2
at Eastern Mich.	01/18/2022		22:58	2-4	.500	0-0	.000	1-2	.500	0	4	4	6.2	3	2	3	0	1	5	8.9
at Buffalo	01/21/2022		21:19	3-8	.375	0-0	.000	0-0	.000	4	5	9	6.4	3	0	2	0	1	6	8.8
Western Mich.	01/25/2022		27:13	4-7	.571	0-0	.000	2-3	.667	2	7	9	6.5	2	0	1	1	0	10	8.8
at Bowling Green	01/29/2022		30:17	4-6	.667	0-0	.000	0-0	.000	3	5	8	6.6	3	0	2	1	0	8	8.8
at Miami (OH)	02/01/2022		23:46	3-7	.429	0-0	.000	0-1	.000	5	5	10	6.8	3	0	2	2	1	6	8.7
Eastern Mich.	02/05/2022		20:08	4-5	.800	0-0	.000	0-1	.000	1	5	6	6.7	3	1	1	3	0	8	8.6
Bowling Green	02/08/2022		26:05	4-5	.800	0-0	.000	0-1	.000	1	6	7	6.7	2	1	2	2	1	8	8.6
at Akron	02/11/2022		27:45	2-3	.667	0-0	.000	1-4	.250	2	1	3	6.6	4	1	1	2	0	5	8.5
at Toledo	02/15/2022		31:00	4-8	.500	0-0	.000	0-0	.000	3	5	8	6.6	2	0	2	3	1	8	8.4
Ohio	02/18/2022		25:09	4-6	.667	0-0	.000	2-3	.667	0	8	8	6.7	4	1	1	0	0	10	8.5
Ball St.	02/22/2022		02:21	0-0	.000	0-0	.000	0-0	.000	1	0	1	6.5	1	0	0	0	0	0	8.2
at Northern Ill.	03/01/2022		17:50	5-6	.833	0-0	.000	1-3	.333	3	3	6	6.5	5	0	3	0	1	11	8.3
Buffalo	03/04/2022		27:59	3-7	.429	0-1	.000	0-1	.000	4	2	6	6.4	1	1	0	2	0	6	8.2
vs Miami (OH)	03/10/2022		27:36	7-10	.700	0-0	.000	1-1	1.000	3	6	9	6.5	2	1	3	1	1	15	8.4
vs Ohio	03/11/2022		30:55	3-5	.600	0-0	.000	0-0	.000	3	4	7	6.5	3	1	0	3	0	6	8.4
vs Akron	03/12/2022		34:52	8-10	.800	1-1	1.000	2-2	1.000	3	5	8	6.6	3	0	0	0	2	19	8.7
Totals			12 821:17	120-218	.550	2-9	.222	36-58	.621	74	137	211	6.6	91	19	35	43	23	278	8.7

Player Averages

Games	Minutes/	Points/	FG Pct	3FG	FT Pct	Rebounds/	Assists/	Turnovers/	Assist/Turnover	Steals/	Blocks/
-------	----------	---------	--------	-----	--------	-----------	----------	------------	-----------------	---------	---------

CAREER STATS

HAMILTON, Justyn

SEASON	TEAM	GP-GS	MIN/AVG	Field Goals		3-Point		F-Throws		Rebounds				Scoring						
				FG-FGA	FG%	3FG-3FGA	3FG%	FT-FTA	FT%	OFF	DEF	TOT	AVG	PF-FO	A	TO	BLK	STL	PTS	AVG
2017-18	Temple	11-0	28/2.5	1-9	.111	0-0	.000	1-2	.500	1	3	4	0.4	5-0	2	0	2	2	3	0.3
2018-19	Temple	28-4	358/12.8	50-89	.562	1-3	.333	15-29	.517	27	30	57	2.0	56-1	9	14	7	11	116	4.1
2019-20	Temple	23-15	239/10.4	32-72	.444	1-6	.167	12-23	.522	14	29	43	1.9	32-1	3	13	9	6	77	3.3
2020-21	KentSt	21-21	535/25.5	82-159	.516	1-12	.083	22-36	.611	58	85	143	6.8	48-2	21	25	18	11	187	8.9
2021-22	KentSt	32-12	821/25.7	120-218	.550	2-9	.222	36-58	.621	74	137	211	6.6	91-3	19	35	43	23	278	8.7
TOTAL FOR KentSt		53-33	1357/25.6	202-377	.536	3-21	.143	58-94	.617	132	222	354	6.7	139-5	40	60	61	34	465	8.8
TOTAL		115-52	1982/17.2	285-547	.521	5-30	.167	86-148	.581	174	284	458	4.0	232-7	54	87	79	53	661	5.7

#TEAM106



33

Jeremiah Hernandez

R-SO. | GUARD | 6-4 | 180 | CHICAGO, ILL. | ST. VIATOR

PLAYER NOTES

2020-21 SEASON

Was one of three Flashes to appear in all 23 games... Scored in double figures three times, including a career-high 13 points in his first action against Point Park (12/2)... Averaged 3.7 points and 1.4 rebounds per game... Third on the team with 22 steals and posted multiple steals in five contests... Recorded a career-high 5 rebounds against Buffalo (1/19).

2019-20 SEASON

Redshirted.

PRIOR TO KENT STATE

HIGH SCHOOL

Attended St. Viator High School... In his junior year, he averaged 15 points, 4 rebounds and 3 assists per game... His efforts helped St. Viator clinch the East Suburban Catholic Conference Championship... Ranked a top-15 player in the state... Played for same AAU team as former Kent State guard Antonio Williams and freshman Julius Rollins, Young and Reckless.



CAREER HIGHS

Single Game Highs

Statistic	Value
Points	13 vs Point Park 12/02/20
Rebounds	5 vs Buffalo 01/19/21
Assists	3 at Central Mich. 01/12/21
Steals	3 vs Central Mich. 01/30/21, at Western Mich. 02/16/21
Blocks	2 vs Southern U. 12/19/21
FG Made	6 vs Point Park 12/02/20
FG Attempts	9 vs Point Park 12/02/20, at Ohio 01/07/22
3FG Made	3 vs Northern Ill. 02/13/21
3FG Attempts	5 vs ETSU 11/24/21
FT Made	6 at Bowling Green 02/09/21
FT Attempts	6 at Bowling Green 02/09/21

2021-22 GAME-BY-GAME STATS



2021-22 Kent St. Men's Basketball
Individual Game-by-Game
All games

Page 11/14
as of Mar 14, 2022

#33 HERNANDEZ, Jeremiah

Opponent	Date	GS	MIN	Total		3-Pointers		Free throws		Rebounds				PF	A	TO	BLK	STL	PTS	AVG
				FG-FGA	PCT	3FG-3FGA	PCT	FT-FTA	PCT	OFF	DEF	TOT	AVG							
at Xavier	11/12/2021		12:24	1-1	1.000	1-1	1.000	0-0	.000	0	0	0	0.0	1	1	2	0	1	3	3.0
Oberlin	11/16/2021		17:29	4-5	.800	0-1	.000	1-1	1.000	0	1	1	0.5	1	0	0	0	2	9	6.0
vs James Madison	11/22/2021		06:47	0-2	.000	0-0	.000	2-2	1.000	0	1	1	0.7	4	0	2	0	1	2	4.7
vs ETSU	11/24/2021		20:14	2-6	.333	2-5	.400	0-0	.000	0	0	0	0.5	1	1	0	0	2	6	5.0
Point Park	11/30/2021	*	20:49	2-5	.400	1-3	.333	0-0	.000	0	1	1	0.6	2	2	0	0	1	5	5.0
Towson	12/06/2021		06:43	0-1	.000	0-1	.000	0-0	.000	0	0	0	0.5	0	0	0	0	0	0	4.2
Detroit Mercy	12/09/2021		18:03	1-3	.333	1-2	.500	0-0	.000	0	1	1	0.6	1	1	0	0	0	3	4.0
at West Virginia	12/12/2021		21:09	1-3	.333	0-1	.000	1-2	.500	0	2	2	0.8	2	2	0	1	0	3	3.9
Southern U.	12/19/2021	*	32:42	5-8	.625	0-2	.000	0-0	.000	0	3	3	1.0	3	1	1	2	0	10	4.6
at Ball St.	01/04/2022		04:29	0-2	.000	0-1	.000	0-0	.000	0	0	0	0.9	0	1	0	0	1	0	4.1
at Ohio	01/07/2022		25:35	2-9	.222	1-3	.333	0-0	.000	0	1	1	0.9	3	1	0	0	2	5	4.2
Northern Ill.	01/11/2022		21:36	0-2	.000	0-2	.000	0-0	.000	0	1	1	0.9	3	0	0	0	1	0	3.8
at Eastern Mich.	01/18/2022		21:10	0-1	.000	0-1	.000	0-0	.000	1	1	2	1.0	2	0	0	1	0	0	3.5
at Buffalo	01/21/2022		14:05	0-3	.000	0-2	.000	0-0	.000	0	1	1	1.0	1	1	2	0	0	0	3.3
Western Mich.	01/25/2022		06:04	2-3	.667	1-2	.500	0-0	.000	0	0	0	0.9	1	1	1	0	0	5	3.4
at Bowling Green	01/29/2022		06:01	0-0	.000	0-0	.000	2-2	1.000	1	0	1	0.9	1	0	2	0	1	2	3.3
at Miami (OH)	02/01/2022		16:21	2-3	.667	2-3	.667	0-0	.000	0	0	0	0.9	1	0	0	0	2	6	3.5
Eastern Mich.	02/05/2022		12:56	1-2	.500	1-1	1.000	0-0	.000	0	0	0	0.8	2	1	1	0	0	3	3.4
Bowling Green	02/08/2022		05:37	0-1	.000	0-1	.000	0-0	.000	0	0	0	0.8	0	0	1	0	0	0	3.3
at Akron	02/11/2022		11:45	1-2	.500	0-0	.000	3-3	1.000	0	1	1	0.8	0	1	0	0	1	5	3.4
at Toledo	02/15/2022	*	11:13	0-1	.000	0-1	.000	0-0	.000	0	0	0	0.8	2	0	1	0	0	0	3.2
Ohio	02/18/2022		12:45	1-2	.500	0-1	.000	3-4	.750	0	3	3	0.9	3	1	1	0	1	5	3.3
Ball St.	02/22/2022		02:47	0-2	.000	0-2	.000	0-0	.000	0	0	0	0.8	0	0	0	0	0	0	3.1
at Central Mich.	02/26/2022		10:22	0-1	.000	0-1	.000	0-0	.000	0	1	1	0.8	1	1	0	1	0	0	3.0
at Northern Ill.	03/01/2022		07:35	0-1	.000	0-0	.000	0-0	.000	0	0	0	0.8	3	0	0	0	1	0	2.9
vs Miami (OH)	03/10/2022		08:13	1-2	.500	0-1	.000	0-0	.000	0	0	0	0.8	1	0	0	0	0	2	2.8
vs Ohio	03/11/2022		06:21	0-0	.000	0-0	.000	0-0	.000	0	2	2	0.8	0	0	0	0	0	0	2.7
vs Akron	03/12/2022		07:20	0-0	.000	0-0	.000	0-0	.000	0	0	0	0.8	1	0	1	0	0	0	2.6
Totals		3	368:35	26-71	.366	10-38	.263	12-14	.857	2	20	22	0.8	40	16	15	5	17	74	2.6

Player Averages

Games Played	Minutes/game	Points/game	FG Pct	3FG Pct	FT Pct	Rebounds/game	Assists/game	Turnovers/game	Assist/Turnover ratio	Steals/game	Blocks/game
28	13.2	2.6	36.6	26.3	85.7	0.8	0.6	0.5	1.1	0.6	0.2

CAREER STATS

HERNANDEZ, Jeremiah

			Field Goals		3-Point		F-Throws		Rebounds				Scoring							
SEASON	TEAM	GP-GS	MIN/AVG	FG-FGA	FG%	3FG-3FGA	3FG%	FT-FTA	FT%	OFF	DEF	TOT	AVG	PF-FO	A	TO	BLK	STL	PTS	AVG
2020-21	KentSt	23-3	412/17.9	28-89	.315	6-35	.171	24-33	.727	13	20	33	1.4	30-1	21	19	3	22	86	3.7
2021-22	KentSt	28-3	369/13.2	26-71	.366	10-38	.263	12-14	.857	2	20	22	0.8	40-0	16	15	5	17	74	2.6
TOTAL		51-6	780/15.3	54-160	.338	16-73	.219	36-47	.766	15	40	55	1.1	70-1	37	34	8	39	160	3.1



34

Akeem Odusipe

R-FR. | FORWARD | 6-8 | 225 | LAGOS, NIGERIA | VANDERBILT

PLAYER NOTES

PRIOR TO KENT STATE

Prepped at Knoxville Catholic High School (Tenn.) under Head Coach Mike Hutchens... Odusipe finished his high school career with 1,258 points, 909 rebounds and 192 blocks... He played two years at Knoxville Catholic and played his freshman year at Knoxville Christian... Led KCHS to the 2020 TSSAA DII-AA State Championship with a 25-4 record and he averaged 16ppg, 10rpg and 2bpg... Named to the all-tournament team at the 2020 state championship... DII-AA first team All-State selection... Two-time All-District and two-time All-Region selection... Two-time first team all-5Star Prep selection... Two-time first team all-PrepXtra selection... Participated in the 2019 NBA Players Association Top-100 Basketball Camp... Participated in the 2019 Under Armour SC30 Select Camp... Also played football and soccer in high school.



CAREER HIGHS

Single Game Highs

Statistic	Value
Points	5 at Eastern Mich. 01/18/22
Rebounds	4 vs Mississippi Val. 12/13/20
Assists	1 4 times
Steals	1 at Eastern Mich. 01/18/22
Blocks	1 6 times
FG Made	2 vs Central Mich. 12/29/21, at Eastern Mich. 01/18/22
FG Attempts	4 at Eastern Mich. 01/18/22
FT Made	2 vs Northern Ill. 01/11/22, at Buffalo 01/21/22

2021-22 GAME-BY-GAME STATS



2021-22 Kent St. Men's Basketball
Individual Game-by-Game
All games

Page 12/14
as of Mar 14, 2022

#34 ODUSIPE, Akeem

Opponent	Date	GS	MIN	Total		3-Pointers		Free throws		Rebounds				PF	A	TO	BLK	STL	PTS	AVG
				FG-FGA	PCT	3FG-3FGA	PCT	FT-FTA	PCT	OFF	DEF	TOT	AVG							
Point Park	11/30/2021		08:40	1-1	1.000	0-0	.000	0-4	.000	1	1	2	2.0	2	0	1	0	0	2	2.0
at West Virginia	12/12/2021		00:05	0-0	.000	0-0	.000	0-0	.000	0	0	0	1.0	0	0	0	0	0	0	1.0
Southern U.	12/19/2021		04:00	1-1	1.000	0-0	.000	1-2	.500	0	0	0	0.7	0	0	1	0	0	3	1.7
Central Mich.	12/29/2021		07:59	2-2	1.000	0-0	.000	0-0	.000	0	2	2	1.0	2	0	0	1	0	4	2.3
Toledo	01/01/2022		01:56	0-0	.000	0-0	.000	0-0	.000	0	1	1	1.0	2	0	1	0	0	0	1.8
at Ball St.	01/04/2022		03:47	1-1	1.000	0-0	.000	0-0	.000	0	0	0	0.8	0	0	0	0	0	2	1.8
at Ohio	01/07/2022		02:06	0-0	.000	0-0	.000	0-0	.000	1	1	2	1.0	0	0	0	0	0	0	1.6
Northern Ill.	01/11/2022		09:35	1-1	1.000	0-0	.000	2-2	1.000	1	1	2	1.1	0	0	0	0	0	4	1.9
Akron	01/14/2022	*	08:39	1-1	1.000	0-0	.000	0-2	.000	2	1	3	1.3	3	0	2	0	0	2	1.9
at Eastern Mich.	01/18/2022	*	13:03	2-4	.500	0-0	.000	1-2	.500	1	1	2	1.4	2	0	1	0	1	5	2.2
at Buffalo	01/21/2022	*	11:39	0-1	.000	0-0	.000	2-2	1.000	1	0	1	1.4	1	1	1	0	0	2	2.2
Western Mich.	01/25/2022	*	12:47	0-1	.000	0-0	.000	0-0	.000	0	1	1	1.3	2	0	1	0	0	0	2.0
at Miami (OH)	02/01/2022		09:17	1-2	.500	0-0	.000	0-0	.000	0	1	1	1.3	0	0	0	0	0	2	2.0
Eastern Mich.	02/05/2022		07:55	0-2	.000	0-0	.000	0-0	.000	0	2	2	1.4	1	0	0	1	0	0	1.9
Bowling Green	02/08/2022		03:51	0-0	.000	0-0	.000	0-0	.000	1	1	2	1.4	0	0	0	0	0	0	1.7
at Akron	02/11/2022	*	07:09	0-0	.000	0-0	.000	0-2	.000	1	0	1	1.4	3	0	1	1	0	0	1.6
at Toledo	02/15/2022	*	07:19	0-0	.000	0-0	.000	0-0	.000	0	3	3	1.5	1	0	0	0	0	0	1.5
Ohio	02/18/2022	*	10:20	0-0	.000	0-0	.000	0-0	.000	0	1	1	1.4	4	0	0	0	0	0	1.4
Ball St.	02/22/2022	*	12:09	0-2	.000	0-0	.000	1-2	.500	2	0	2	1.5	3	1	0	1	0	1	1.4
at Central Mich.	02/26/2022	*	06:09	0-0	.000	0-0	.000	1-2	.500	1	0	1	1.5	1	0	1	0	0	1	1.4
at Northern Ill.	03/01/2022	*	08:08	0-0	.000	0-0	.000	0-0	.000	0	0	0	1.4	2	0	1	1	0	0	1.3
Buffalo	03/04/2022		01:48	0-0	.000	0-0	.000	0-0	.000	0	0	0	1.3	0	0	0	0	0	0	1.3
vs Miami (OH)	03/10/2022	*	06:18	0-0	.000	0-0	.000	0-0	.000	0	0	0	1.3	1	0	1	0	0	0	1.2
vs Ohio	03/11/2022	*	04:36	0-0	.000	0-0	.000	0-0	.000	0	0	0	1.2	2	0	0	0	0	0	1.2
vs Akron	03/12/2022	*	04:48	0-0	.000	0-0	.000	0-0	.000	1	1	2	1.2	0	0	0	0	0	0	1.1
Totals		13	174:02	10-19	.526	0-0	.000	8-20	.400	13	18	31	1.2	32	2	12	5	1	28	1.1

Player Averages

Games Played	Minutes/game	Points/game	FG Pct	3FG Pct	FT Pct	Rebounds/game	Assists/game	Turnovers/game	Assist/Turnover ratio	Steals/game	Blocks/game
25	7.0	1.1	52.6	0.0	40.0	1.2	0.1	0.5	0.2	0.0	0.2

CAREER STATS

ODUSIPE, Akeem

				Field Goals		3-Point		F-Throws		Rebounds										Scoring	
SEASON	TEAM	GP-GS	MIN/AVG	FG-FGA	FG%	3FG-3FGA	3FG%	FT-FTA	FT%	OFF	DEF	TOT	AVG	PF-FO	A	TO	BLK	STL	PTS	AVG	
2020-21	Vandy	11-0	48/4.4	3-7	.429	0-0	.000	0-2	.000	8	5	13	1.2	10-0	2	5	1	0	6	0.5	
2021-22	KentSt	25-13	174/7.0	10-19	.526	0-0	.000	8-20	.400	13	18	31	1.2	32-0	2	12	5	1	28	1.1	
TOTAL FOR KentSt		25-13	174/7.0	10-19	.526	0-0	.000	8-20	.400	13	18	31	1.2	32-0	2	12	5	1	28	1.1	
TOTAL		36-13	222/6.2	13-26	.500	0-0	.000	8-22	.364	21	23	44	1.2	42-0	4	17	6	1	34	0.9	

#TEAM106



40

Jarred Logan

R-FR. | FORWARD | 6-5 | 199 | ELYRIA, OHIO | ELYRIA CATHOLIC

PLAYER NOTES

2020-21 SEASON

Appeared in one game and scored his first two collegiate points against Point Park (12/2).

PRIOR TO KENT STATE

AIR FORCE

HIGH SCHOOL

Attended Elyria Catholic High School... Played basketball all four years... Captain his senior year... Averaged 11.2 ppg and dished out 5.5 apg... Shot 55% from the floor and 75% from the charity stripe.



CAREER HIGHS

Single Game Highs

Statistic	Value
Rebounds	1 vs Point Park 12/02/20
Assists	1 vs Point Park 12/02/20

2021-22 GAME-BY-GAME STATS



2021-22 Kent St. Men's Basketball
Individual Game-by-Game
All games

Page 13/14
as of Mar 14, 2022

#40 LOGAN, Jarred

Opponent	Date	GS	MIN	Total		3-Pointers		Free throws		Rebounds				PF	A	TO	BLK	STL	PTS	AVG
				FG-FGA	PCT	3FG-3FGA	PCT	FT-FTA	PCT	OFF	DEF	TOT	AVG							
Oberlin	11/16/2021		01:47	0-0	.000	0-0	.000	0-0	.000	0	0	0	0.0	0	0	0	0	0	0	0.0
Detroit Mercy	12/09/2021		00:31	0-0	.000	0-0	.000	0-0	.000	0	0	0	0.0	0	0	0	0	0	0	0.0
Ohio	02/18/2022		01:55	0-0	.000	0-0	.000	0-0	.000	0	0	0	0.0	1	0	0	0	0	0	0.0
Totals		0	04:13	0-0	.000	0-0	.000	0-0	.000	0	0	0	0.0	1	0	0	0	0	0	0.0

Player Averages

Games Played	Minutes/game	Points/game	FG Pct	3FG Pct	FT Pct	Rebounds/game	Assists/game	Turnovers/game	Assist/Turnover ratio	Steals/game	Blocks/game
3	1.4	0.0	0.0	0.0	0.0	0.0	0.0	0.0	0.0	0.0	0.0

CAREER STATS

LOGAN, Jarred

				Field Goals		3-Point		F-Throws		Rebounds				Scoring						
SEASON	TEAM	GP-GS	MIN/AVG	FG-FGA	FG%	3FG-3FGA	3FG%	FT-FTA	FT%	OFF	DEF	TOT	AVG	PF-FO	A	TO	BLK	STL	PTS	AVG
2020-21	KentSt	1-0	2/2.0	0-0	.000	0-0	.000	0-0	.000	1	0	1	1.0	0-0	1	1	0	0	0	0.0
2021-22	KentSt	3-0	4/1.4	0-0	.000	0-0	.000	0-0	.000	0	0	0	0.0	1-0	0	0	0	0	0	0.0
TOTAL		4-0	6/1.6	0-0	.000	0-0	.000	0-0	.000	1	0	1	0.3	1-0	1	1	0	0	0	0.0



42


cli'Ron Hornbeak |

FR. | CENTER | 6-9 | 224 | TOLEDO, OHIO | ST. FRANCIS DE SALES

PLAYER NOTES

PRIOR TO KENT STATE

Played at St. Francis de Sales in Toledo... Named 2021 OHSA Division I Boys Basketball Special Mention All-Ohio... Senior season: had eight double-doubles for de Salle and 12 games with a double-digit point total... Helped de Salle reach 2021 OHSA District Semifinals... Travel team: Hopson Elite.



CAREER HIGHS

Single Game Highs

Statistic	Value	
Points	10	vs Oberlin 11/16/21
Rebounds	8	vs Oberlin 11/16/21
Assists	1	vs Point Park 11/30/21, vs Eastern Mich. 02/05/22
Steals	1	vs Southern U. 12/19/21
Blocks	2	vs Point Park 11/30/21
FG Made	4	vs Oberlin 11/16/21
FG Attempts	5	at Miami (OH) 02/01/22
FT Made	2	vs Oberlin 11/16/21, vs Southern U. 12/19/21
FT Attempts	4	vs Oberlin 11/16/21, vs Southern U. 12/19/21

2021-22 GAME-BY-GAME STATS



2021-22 Kent St. Men's Basketball
Individual Game-by-Game
All games

Page 14/14
as of Mar 14, 2022

#42 HORNBEAK, Cli'ron

Opponent	Date	GS	MIN	Total		3-Pointers		Free throws		Rebounds			PF	A	TO	BLK	STL	PTS	AVG		
				FG-FGA	PCT	3FG-3FGA	PCT	FT-FTA	PCT	OFF	DEF	TOT								AVG	
at Xavier	11/12/2021		00:27	0-0	.000	0-0	.000	0-0	.000	0	1	1	1.0	0	0	0	0	0	0.0		
Oberlin	11/16/2021		18:29	4-4	1.000	0-0	.000	2-4	.500	2	6	8	4.5	2	0	0	0	10	5.0		
vs James Madison	11/22/2021		04:09	0-0	.000	0-0	.000	0-0	.000	1	1	2	3.7	1	0	0	0	0	3.3		
vs George Washington	11/23/2021		10:08	0-0	.000	0-0	.000	0-0	.000	0	1	1	3.0	2	0	0	0	0	2.5		
vs ETSU	11/24/2021		04:17	0-1	.000	0-0	.000	0-0	.000	0	2	2	2.8	3	0	1	0	0	2.0		
Point Park	11/30/2021		19:19	3-3	1.000	0-0	.000	0-1	.000	1	3	4	3.0	4	1	2	0	6	2.7		
Towson	12/06/2021		04:25	0-0	.000	0-0	.000	0-0	.000	0	0	0	2.6	1	0	0	0	0	2.3		
Detroit Mercy	12/09/2021	*	09:06	0-1	.000	0-0	.000	0-0	.000	2	0	2	2.5	1	0	1	1	0	2.0		
at West Virginia	12/12/2021	*	06:02	0-1	.000	0-0	.000	0-0	.000	0	1	1	2.3	1	0	0	0	0	1.8		
Southern U.	12/19/2021	*	06:40	2-2	1.000	0-0	.000	2-4	.500	1	1	2	2.3	2	0	0	1	6	2.2		
Toledo	01/01/2022		03:11	0-1	.000	0-0	.000	0-0	.000	1	2	3	2.4	2	0	0	0	0	2.0		
at Ball St.	01/04/2022		02:38	0-0	.000	0-0	.000	0-0	.000	0	2	2	2.3	2	0	0	0	0	1.8		
Northern Ill.	01/11/2022		01:43	0-1	.000	0-0	.000	0-0	.000	0	1	1	2.2	0	0	0	0	0	1.7		
at Buffalo	01/21/2022		12:01	0-2	.000	0-0	.000	0-1	.000	1	3	4	2.4	1	0	0	0	0	1.6		
at Bowling Green	01/29/2022	*	05:44	1-1	1.000	0-0	.000	0-0	.000	0	1	1	2.3	3	0	0	0	2	1.6		
at Miami (OH)	02/01/2022	*	04:39	2-5	.400	0-0	.000	0-0	.000	2	0	2	2.3	0	0	0	1	4	1.8		
Eastern Mich.	02/05/2022	*	07:31	0-1	.000	0-0	.000	0-0	.000	1	1	2	2.2	0	1	0	0	0	1.6		
Bowling Green	02/08/2022	*	02:37	0-1	.000	0-0	.000	0-2	.000	0	0	0	2.1	0	0	0	0	0	1.6		
Ohio	02/18/2022		04:05	0-0	.000	0-0	.000	0-0	.000	0	1	1	2.1	2	0	0	0	0	1.5		
Ball St.	02/22/2022		00:34	0-0	.000	0-0	.000	0-0	.000	0	0	0	2.0	1	0	0	0	0	1.4		
Totals			7	127:45	12-24	.500	0-0	.000	4-12	.333	12	27	39	2.0	28	2	4	5	1	28	1.4

Player Averages

Games Played	Minutes/game	Points/game	FG Pct	3FG Pct	FT Pct	Rebounds/game	Assists/game	Turnovers/game	Assist/Turnover ratio	Steals/game	Blocks/game
20	6.4	1.4	50.0	0.0	33.3	2.0	0.1	0.2	0.5	0.1	0.3

CAREER STATS

HORNBEAK, Cli'ron

SEASON	TEAM	GP-GS	MIN/AVG	Field Goals FG-FGA FG%	3-Point 3FG-3FGA 3FG%	F-Throws FT-FTA FT%	Rebounds OFF DEF TOT AVG	PF-FO	A	TO	BLK	STL	PTS	AVG
2021-22	KentSt	20-7	128/6.4	12-24 .500	0-0 .000	4-12 .333	12 27 39 2.0	28-0	2	4	5	1	28	1.4
TOTAL		20-7	128/6.4	12-24 .500	0-0 .000	4-12 .333	12 27 39 2.0	28-0	2	4	5	1	28	1.4

#TEAM106



2021-22 Kent St. Men's Basketball Combined Team Statistics All games

Page 1/1
as of Mar 14, 2022

Game Records

Record	Overall	Home	Away	Neutral
ALL GAMES	23-10	11-4	8-4	4-2
CONFERENCE	16-4	8-2	8-2	0-0
NON-CONFERENCE	7-6	3-2	0-2	4-2

Score by Periods

Team	1st	2nd	OT	TOT
Kent St.	1115	1229	0	2344
Opponents	934	1200	0	2134

Team Box Score

No.	Player				Total		3-Point		F-Throw		Rebounds											
		GP-GS	MIN	AVG	FG-FGA	FG%	3FG-3FGA	3FG%	FT-FTA	FT%	OFF	DEF	TOT	AVG	PF	DQ	A	TO	BLK	STL	PTS	AVG
3	CARRY, Sincere	33-32	1209:22	36.6	204-471	.433	77-217	.355	114-145	.786	24	124	148	4.5	57	0	160	90	6	46	599	18.2
2	JACOBS, Malique	32-29	1083:43	33.9	125-306	.408	20-70	.286	125-164	.762	67	178	245	7.7	85	3	100	87	25	48	395	12.3
21	HAMILTON, Justyn	32-12	821:17	25.7	120-218	.550	2-9	.222	36-58	.621	74	137	211	6.6	91	3	19	35	43	23	278	8.7
11	SANTIAGO, Giovanni	28-14	784:25	28.0	76-198	.384	53-151	.351	35-41	.854	8	60	68	2.4	39	0	56	21	2	34	240	8.6
4	GARCIA, Andrew	24-23	508:60	21.2	75-145	.517	14-31	.452	41-52	.788	41	51	92	3.8	77	4	11	38	11	25	205	8.5
14	BECK, Tervell	33-9	682:07	20.7	76-162	.469	29-81	.358	42-51	.824	28	64	92	2.8	70	2	21	42	4	15	223	6.8
1	DAVIS, VonCameron	28-18	429:37	15.3	49-123	.398	18-69	.261	26-34	.765	24	51	75	2.7	45	2	6	13	2	12	142	5.1
5	JOHNSON, D.J.	12-2	162:03	13.5	19-49	.388	11-41	.268	1-3	.333	6	25	31	2.6	7	0	3	6	5	0	50	4.2
13	SULLINGER, Jalen	23-3	235:56	10.3	32-83	.386	13-42	.310	3-4	.750	1	18	19	0.8	25	0	13	18	1	14	80	3.5
33	HERNANDEZ, Jeremiah	28-3	368:35	13.2	26-71	.366	10-38	.263	12-14	.857	2	20	22	0.8	40	0	16	15	5	17	74	2.6
42	HORNBEAK, Cli'ron	20-7	127:45	6.4	12-24	.500	0-0	.000	4-12	.333	12	27	39	2.0	28	0	2	4	5	1	28	1.4
34	ODUSIPE, Akeem	25-13	174:02	7.0	10-19	.526	0-0	.000	8-20	.400	13	18	31	1.2	32	0	2	12	5	1	28	1.1
15	DIGIULIO, Mike	7-0	07:55	1.1	1-2	.500	0-0	.000	0-0	.000	0	2	2	0.3	0	0	1	1	1	0	2	0.3
40	LOGAN, Jarred	3-0	04:13	1.4	0-0	.000	0-0	.000	0-0	.000	0	0	0	0.0	1	0	0	0	0	0	0	0.0
Team											44	70	114					26				
Total		33	6600		825-1871	.441	247-749	.330	447-598	.747	344	845	1189	36.0	597	14	410	408	115	236	2344	71.0
Opponents		33	6612		727-1781	.408	239-774	.309	441-629	.701	294	751	1045	31.7	567	8	379	446	79	211	2134	64.7

Team Statistics

	KENTST	OPP
Scoring	2344	2134
Points per game	71.0	64.7
Scoring margin	+6.4	-
Field goals-att	825-1871	727-1781
Field goal pct	.441	.408
3 point fg-att	247-749	239-774
3-point FG pct	.330	.309
3-pt FG made per game	7.5	7.2
Free throws-att	447-598	441-629
Free throw pct	.747	.701
F-Throws made per game	13.5	13.4
Rebounds	1189	1045
Rebounds per game	36.0	31.7
Rebounding margin	+4.4	-
Assists	410	379
Assists per game	12.4	11.5
Turnovers	408	446
Turnovers per game	12.4	13.5
Turnover margin	+1.2	-
Assist/turnover ratio	1.0	0.8
Steals	236	211
Steals per game	7.2	6.4
Blocks	115	79
Blocks per game	3.5	2.4
Winning streak	0	-
Home win streak	7	-
Attendance	31530	47548
Home games-Avg/Game	15-2102	12-3962
Neutral site-Avg/Game	-	6-1585

Team Results

Date	Opponent	Score	Att.
11/12/2021	at Xavier	L 59-73	10224
11/16/2021	Oberlin	W 84-38	1682
11/22/2021	vs James Madison	W 74-69	607
11/23/2021	vs George Washington	W 77-69	307
11/24/2021	vs ETSU	L 51-57	237
11/30/2021	Point Park	W 107-41	1214
12/06/2021	Towson	L 58-73	1397
12/09/2021	Detroit Mercy	W 69-52	2176
12/12/2021	at West Virginia	L 50-63	11532
12/19/2021	Southern U.	L 76-78	1234
12/29/2021	Central Mich.	L 69-72	802
01/01/2022	Toledo	W 66-63	701
01/04/2022	at Ball St.	W 66-65	2885
01/07/2022	at Ohio	L 72-80	4576
01/11/2022	Northern Ill.	L 63-65	1423
01/14/2022	Akron	W 67-55	3768
01/18/2022	at Eastern Mich.	W 56-47	1063
01/21/2022	at Buffalo	L 51-64	2056
01/25/2022	Western Mich.	W 75-64	2134
01/29/2022	at Bowling Green	W 91-83	2475
02/01/2022	at Miami (OH)	W 78-65	1930
02/05/2022	Eastern Mich.	W 90-71	1943
02/08/2022	Bowling Green	W 76-68	1677
02/11/2022	at Akron	W 66-64	3699
02/15/2022	at Toledo	W 72-59	4570
02/18/2022	Ohio	W 75-52	4875
02/22/2022	Ball St.	W 93-82	2221
02/26/2022	at Central Mich.	W 73-71	1832
03/01/2022	at Northern Ill.	W 63-55	706
03/04/2022	Buffalo	W 70-65	4283
03/10/2022	vs Miami (OH)	W 85-75	0
03/11/2022	vs Ohio	W 67-61	0
03/12/2022	vs Akron	L 55-75	8361



**2021-22 Kent St. Men's Basketball
Extended Season Box Score
All games**

Page 1/1
as of Mar 14, 2022

Game Records

Record	Overall	Home	Away	Neutral
ALL GAMES	23-10	11-4	8-4	4-2
CONFERENCE	16-4	8-2	8-2	0-0
NON-CONFERENCE	7-6	3-2	0-2	4-2

Team Box Score Extended

No.	Player	Total					3-Point		F-Throw		Rebounds				PF		A/G		TO		BLK		STL		PTS		AVG
		GP-GS	MIN	AVG	FG-FGA	FG%	3FG-3FGA	3FG%	FT-FTA	FT%	OFF	DEF	TOT	AVG	PF	DQ	A	A/G	TO	TO/G	A/TO	BLK	BLK/G	STL	STL/G	PTS	
3	CARRY, Sincere	33-32	1209:22	36.6	204-471	.433	77-217	.355	114-145	.786	24	124	148	4.5	57	0	160	4.85	90	2.73	1.78	6	0.18	46	1.39	599	18.2
2	JACOBS, Malique	32-29	1083:43	33.9	125-306	.408	20-70	.286	125-164	.762	67	178	245	7.7	85	3	100	3.13	87	2.72	1.15	25	0.78	48	1.50	395	12.3
21	HAMILTON, Justyn	32-12	821:17	25.7	120-218	.550	2-9	.222	36-58	.621	74	137	211	6.6	91	3	19	0.59	35	1.09	0.54	43	1.34	23	0.72	278	8.7
11	SANTIAGO, Giovanni	28-14	784:25	28.0	76-198	.384	53-151	.351	35-41	.854	8	60	68	2.4	39	0	56	2.00	21	0.75	2.67	2	0.07	34	1.21	240	8.6
4	GARCIA, Andrew	24-23	508:60	21.2	75-145	.517	14-31	.452	41-52	.788	41	51	92	3.8	77	4	11	0.46	38	1.58	0.29	11	0.46	25	1.04	205	8.5
14	BECK, Terrvell	33-9	682:07	20.7	76-162	.469	29-81	.358	42-51	.824	28	64	92	2.8	70	2	21	0.64	42	1.27	0.50	4	0.12	15	0.45	223	6.8
1	DAVIS, VonCameron	28-18	429:37	15.3	49-123	.398	18-69	.261	26-34	.765	24	51	75	2.7	45	2	6	0.21	13	0.46	0.46	2	0.07	12	0.43	142	5.1
5	JOHNSON, D.J.	12-2	162:03	13.5	19-49	.388	11-41	.268	1-3	.333	6	25	31	2.6	7	0	3	0.25	6	0.50	0.50	5	0.42	0	0.00	50	4.2
13	SULLINGER, Jalen	23-3	235:56	10.3	32-83	.386	13-42	.310	3-4	.750	1	18	19	0.8	25	0	13	0.57	18	0.78	0.72	1	0.04	14	0.61	80	3.5
33	HERNANDEZ, Jeremiah	28-3	368:35	13.2	26-71	.366	10-38	.263	12-14	.857	2	20	22	0.8	40	0	16	0.57	15	0.54	1.07	5	0.18	17	0.61	74	2.6
42	HORNBEAK, Cli'ron	20-7	127:45	6.4	12-24	.500	0-0	.000	4-12	.333	12	27	39	2.0	28	0	2	0.10	4	0.20	0.50	5	0.25	1	0.05	28	1.4
34	ODUSIPE, Akeem	25-13	174:02	7.0	10-19	.526	0-0	.000	8-20	.400	13	18	31	1.2	32	0	2	0.08	12	0.48	0.17	5	0.20	1	0.04	28	1.1
15	DIGIULIO, Mike	7-0	07:55	1.1	1-2	.500	0-0	.000	0-0	.000	0	2	2	0.3	0	0	1	0.14	1	0.14	1.00	1	0.14	0	0.00	2	0.3
40	LOGAN, Jarred	3-0	04:13	1.4	0-0	.000	0-0	.000	0-0	.000	0	0	0	0.0	1	0	0	0.00	0	0.00	0.00	0	0.00	0	0.00	0	0.0
Total		33	6600		825-1871	.441	247-749	.330	447-598	.747	344	845	1189	36.0	597	14	410	12.42	408	12.36	1.00	115	3.48	236	7.15	2344	71.0
Opponents		33	6612		727-1781	.408	239-774	.309	441-629	.701	294	751	1045	31.7	567	8	379	11.48	446	13.52	0.85	79	2.39	211	6.39	2134	64.7

Score by Periods

Team	1st	2nd	OT	TOT
Kent St.	1115	1229	0	2344
Opponents	934	1200	0	2134

