

# KENT STATE *FOOTBALL*



## 2019 SCHEDULE



@ARIZONA STATE  
08.29



VS. KENNESAW STATE  
09.07



@AUBURN  
09.14



VS. BOWLING GREEN  
09.21



@WISCONSIN  
10.05



@AKRON  
10.17



@OHIO  
10.19



VS. MIAMI  
10.26



@TOLEDO  
11.05



VS. BUFFALO  
11.14



VS. BALL STATE  
11.23



@EASTERN MICHIGAN  
11.29



# SUMMER BREAKDOWN

## FLASH FACTS

### School Information

Name	Kent State University
Location	Kent, Ohio 44242
Founded	1910
Enrollment	38,323 (all campuses)
Alumni Worldwide	241,000
Nickname	Golden Flashes
Mascot	"Flash" the Golden Eagle
Colors	Navy Blue and Gold
Affiliation	NCAA Division I
President	Dr. Todd Diacon
Alma Mater	Wisconsin
Director of Athletics	Joel Nielsen
Alma Mater	Minnesota State Mankato '85
Deputy AD	Casey Cegles
Conference	Mid-American (East Division)
Home venue	Dix Stadium (1969)
Surface/Capacity	FieldTurf/25,319

### Coaching Staff

Head Coach	Sean Lewis
Alma Mater	Wisconsin '07
Record at Kent State (Years)	2-10 (Second Season)
Overall record	Same

### Assistant Coaches

Offensive Coordinator / QBs / TEs	Andrew Sowder
Defensive Coordinator / Assoc. HC	Tom Kaufman
Special Teams Coordinator	Zac Barton
Offensive Line	Bill O'Boyle
Running Backs	Macky MacPherson
Wide Receivers	Matthew Middleton
Defensive Line	Colin Ferrell
Outside Linebackers	Joe Coniglio
Safeties	Will Windham
Secondary	Justin Hood
Director of Player Personnel	Steve Schrum
Graduate Assistant / Defense	James Alexander
Graduate Assistant / Offense	Matt Battaglia
Graduate Assistant / Defense	Dan Conwell
Graduate Assistant / Offense	Matt Johnson
Head Football Sports Performance	Jeff Sobol

### Team Information

First year of football	1920
All-time record	342-564-28/97 years
Bowl record	0-3
Last bowl	2012 GoDaddy.com
Result	L, 13-17 vs. Arkansas State
2018 overall record	2-10
2018 MAC record/finish	1-7, 6th East
Starters returning/lost	18/8
Offense	9/3
Defense	6/5
Specialists	2/0
Letterwinners returning/lost	35/17
Offense	15/8
Defense	18/8
Specialists	3/1
Basic Offense	Spread
Basic Defense	3-4

### Athletic Communications

Football Contact	Taylor Czajkowski
E-mail	tczajkow@kent.edu
Phone	(330) 672-3084
Cell	(785) 221-4405
Address	106 M.A.C. Center, P.O. Box 5190; Kent, OH 44242
Press Box Phone	(330)-672-2036
Website	KentStateSports.com
Twitter	@KentStAthletics, @KentStFootball

## STARTERS RETURNING (17)

Minimum six starts in 2018

### Offense (9)

QB 15	Woody Barrett	6-2	236	R-Jr.
OL 64	Bryce Gibbs	6-3	284	R-Sr.
OL 74	Nate Warnock	6-4	294	Sr.
OL 55	Julian Sams	6-3	260	So.
OL 67	Nathan Monnin	6-5	270	Jr.
OL 72	Jamil Viaud	6-4	273	Sr.
WR 11	Mike Carrigan	5-9	168	Sr.
WR 89	Antwan Dixon	5-8	173	R-Jr.
WR 23	Isaiah McKoy	6-3	182	So.

### Defense (6)

LB 1	Nick Faulkner	6-1	231	R-Sr.
LB 6	Matt Bahr	6-1	210	Gr.
LB 34	Kesean Gamble	6-1	252	Jr.
CB 7	Jamal Parker	5-8	177	Sr.
CB 15	Keith Sherald Jr.	5-9	174	Jr.
S 8	Elvis Hines	5-10	172	Jr.

### Specialists (2)

LS 47	Joey Palumbo	6-0	214	Sr.
K 95	Matthew Trickett	6-0	191	So.

## STARTERS LOST (8)

Minimum six starts in 2018

### Offense (3)

RB 11	Justin Rankin	5-9	211	Jr.
OL 68	Mike Marinelli	6-3	275	Jr.
WR 20	Trey Harrell	6-0	188	Jr.

### Defense (5)

DL 58	Theo Eboigbe	6-1	269	Sr.
DL 11	Jordan Silva	6-4	257	R-Sr.
DT 49	Kalil Morris	6-2	322	R-Sr.
LB 22	Jim Jones	6-1	220	Sr.
DB 30	Darryl Marshall	5-10	162	Sr.

## RETURNING STATISTICAL LEADERS

Passing	Comp.	Att.	Yards	TD	INT	Pct.
Woody Barrett	229	390	2339	11	9	58.7

Rushing	Att.	Yards	Avg.	TD
Jo-EI Shaw	138	657	4.8	7
Woody Barrett	163	503	3.1	7

Receiving	Rec.	Yards	Avg.	TD
Mike Carrigan	45	597	13.3	5
Antwan Dixon	52	532	10.2	2
Isaiah McKoy	42	423	10.1	3

Defense	Solo	Asst.	Total	TFL-Yds.	Sacks-Yds.	INT	FR-FF
Keith Sherald Jr.	62	29	91	5.5-23	3.0-16	0	1-2
Matt Bahr	50	41	91	7.5-30	3.0-20	1	0-1
Jamal Parker	52	31	83	1.0-0	0-0	2	1-0
Cepeda Phillips	32	18	50	3.0-6	0-0	0	2-1
Elvis Hines	31	10	41	2.0-6	1.0-4	1	0-0
Kesean Gamble	30	9	39	2.0-5	0-0	1	0-0
Nick Faulkner	17	19	36	5.0-15	1.0-4	1	0-0
Theo Majette	18	6	24	5.5-40	4.5-39	0	0-1

Punting	No.	Yards	Avg.	Long	TB	I-20	50+
Matthew Trickett	35	1354	38.69	52	1	11	2
Derek Adams	31	1245	40.16	77	1	8	7

Field Goals	FGM-FGA	FG%	20-29	30-39	40-49	50+	Long
Matthew Trickett	14-17	82.4	6-7	7-7	1-3	0-0	49



# NUMERICAL ROSTER

No.	Name	Pos.	Cl.	Ht.	Wt.	Hometown / Previous School
1	Nick Faulkner	LB	R-Sr.	6-1	231	Canton, Ohio / McKinley
2	Will Matthews	RB	R-Sr.	5-7	201	Destrehan, La. / Destrehan
3	Kavious Price	WR	Sr.	5-6	166	Bradenton, Fla. / Manatee
4	Cepeda Phillips	LB	Jr.	6-0	217	Detroit, Mich. / Martin Luther King
6	Matt Bahr	LB	Gr.	6-1	210	Kenton, Ohio / Kenton
7	Jamal Parker	CB	Sr.	5-8	177	Pennsauken, N.J. / Camden Catholic
8	Elvis Hines	S	Jr.	5-10	172	Camden, N.J. / IMG Academy
10	Antwan Dixon	WR	R-Sr.	5-8	173	Fort Myers, Fla. / South Fort Myers
11	Mike Carrigan	WR	Sr.	5-9	168	Tallahassee, Fla. / Godby
11	Akeam Peters	S	Sr.	5-10	188	Tucker, Ga. / Tucker
12	Capone Blue	CB	R-Fr.	6-3	170	Murrieta, Calif. / Murrieta Mesa
12	Raymond James	WR	R-So.	5-11	171	Dayton, Ohio / Wayne
13	Keenan Orr	WR	R-So.	6-5	195	Forrest, Ind. / South Dakota State
14	John Henry Bronczek	S	R-Sr.	5-7	189	Massillon, Ohio / Massillon Washington
14	Dustin Crum	QB	Jr.	6-3	201	Grafton, Ohio / Midview
15	Woody Barrett	QB	R-Jr.	6-2	236	Orlando, Fla. / Copiah-Lincoln C.C.
15	Keith Sherald Jr.	CB	Jr.	5-9	174	Waldorf, Md. / Bishop McNamara
17	Marquez Glover	QB	R-Fr.	6-1	175	Ocala, Fla. / Vanguard
18	Pyrce Taylor	QB	R-So.	6-2	237	Akron, Ohio / Buchtel
18	Xavier Williams	RB	R-So.	5-9	186	Forestville, Md. / Bishop McNamara
19	A.J. Musolino	LB	R-So.	6-3	215	Struthers, Ohio / Struthers
19	Collin Schlee	QB	Fr.	6-3	182	Ijamsville, Md. / Oakdale
20	Mario Nunez	DB	Fr.	6-2	188	Kennesaw, Ga. / Harrison
20	Troy Durden	TE	Fr.	6-3	210	Toledo, Ohio / Toledo Central Catholic
21	Montre Miller	CB	R-Fr.	5-10	161	Blythwood, S.C. / Westwood
21	Joachim Bangda	RB	Fr.	5-10	215	Washington, D.C. / St. Francis Academy
22	Javaughn Williams	WR	R-Fr.	6-3	185	Cleveland, Ohio / John Hay
23	Dean Clark	S	Fr.	6-0	205	Massillon, Ohio / Massillon Washington
23	Isaiah McKoy	WR	So	6-3	182	Brooklyn, N.Y. / Norcross (Ga.)
24	Qwuantrezz Knight	DB	R-Jr.	6-0	204	Quincy, Fla. / Maryland
25	Craig Elmore	RB	R-Fr.	5-9	227	Chicago, Ill. / Phillips Academy
25	Glenn Hayes	DB	Fr.	6-0	179	Lithonia, Ga. / Arabia Mountain
26	Richie Carpenter Jr.	DB	R-Jr.	5-10	185	Dayton, Ohio / Urbana
27	Jae Vante Ray	S	R-Sr.	5-10	165	Akron, Ohio / Eastern Michigan
27	Isaac Vance	RB	R-So.	5-9	174	Las Cruces, N.M. / Mayfield
28	Mandela Lawrence-Burke	LB	R-Jr.	6-0	185	Steubenville, Ohio / Steubenville
29	Ja'Shaun Poke	WR	Fr.	5-10	175	Hampton, Ga. / Dutchtown
30	Jaylen Decoteau	DB	Fr.	5-11	177	Richland, N.J. / Saint Augustine Prep
31	Bryan Bradford	RB	Fr.	6-0	232	St. Louis, Mo. / Christian Brothers College
32	Prince Okituama	LB	Fr.	6-7	235	Newark, N.J. / West Side
33	Colt Jennings	LB	Fr.	6-3	225	Cleveland, Ohio / Padua Franciscan
33	Jo-El Shaw	RB	Sr.	6-1	230	Pittsburgh, Pa. / Lackawanna C.C.
34	Kesean Gamble	LB	Jr.	6-1	252	Cincinnati, Ohio / Cincinnati Hills Christian Academy
35	Brandon Coleman	LB	Fr.	6-1	220	Columbia Station, Ohio / Columbia
35	Isaiah Wooden	WR	So.	5-8	156	San Diego, Calif. / Dixie State
36	Jeremiah Salaam	CB	So.	5-10	168	Frostproof, Fla. / Frostproof
38	Paul Breinz	DB	So.	5-9	180	Canfield, Ohio / Ohio Dominican
39	Miles Daniel	DB	R-Jr.	5-9	166	Oak Park, Mich. / Oak Park
41	Jabbar Price	DL	Jr.	6-4	241	Youngstown, Ohio / Garden City C.C.
41	John Schmidt	DB	So.	5-10	201	West Des Moines, Iowa / Iowa Western C.C.
42	Nick Curtis	LB	Fr.	6-5	205	Hoover, Ala. / Hoover
43	Ian Henzi	K	Jr.	6-0	185	Livonia, Mich. / Ventura College
44	Matt Harmon	LB	R-Fr.	6-5	222	Rockwood, Mich. / Oscar Carlson
45	Adam Dulka	TE	R-Jr.	5-9	218	Brecksville, Ohio / Syracuse
47	Joey Palumbo	LS	Sr.	6-0	214	Hudson, Ohio / Hudson
48	Tyler Lenke	LS	Fr.	6-1	210	Akron, Ohio / Copley
50	Sebastian Spear	LB	R-Jr.	6-0	215	Cleveland, Ohio / Ashland
50	Adam Tourville	OL	R-Jr.	6-3	330	La Habra, Calif. / Cerritos College

51	Anthony Morris	LB	Fr.	5-10	200	Cleveland, Ohio / Glenville
52	Michael McNicholas	OL	Fr.	6-3	305	Lombard, Ill. / Montini Catholic
53	Alex Hoag	DE	R-Sr.	6-3	250	Venice, Fla. / Venice
54	Nate Warnock	OL	Sr.	6-4	300	LaPorte, Ind. / St. Joseph's College
55	Sekou Diaby	DL	Jr.	6-2	240	Hillside, N.J. / Dodge City C.C.
55	Julian Sams	OL	So.	6-3	260	Beaeton, Va. / Liberty
56	Elijah Ratliff	OL	R-Fr.	6-3	286	Reynoldsburg, Ohio / Reynoldsburg
57	Oly Okombi	DL	Fr.	6-1	308	Silver Spring, Md. / Blair
58	Brad George	LS	Fr.	5-9	205	Wheaton, Ill. / Wheaton Warrenville South
59	Will Burns	DL	R-Fr.	6-3	258	Erie, Pa. / Cathedral Prep
60	Luke Pawlak	P	Fr.	5-10	160	Sylvania, Ohio / Northview
61	Nick Spicer	OL	R-So.	6-1	260	Kent, Ohio / Roosevelt
62	Mike Morris	OL	R-Fr.	6-1	282	Dayton, Ohio / IMG Academy
64	Bryce Gibbs	OL	R-Sr.	6-3	284	Wellington, Ohio / Wellington
65	Jack Bailey	OL	Fr.	6-3	293	Willoughby, Ohio / Kirtland
66	Elijah Lampsey	OL	Fr.	6-5	265	Chicago, Ill. / Leo Catholic
67	Nathan Monnin	OL	Jr.	6-5	270	Piqua, Ohio / Piqua
69	Sam Allan	OL	R-So.	6-2	276	Portage, Mich. / Portage Central
70	Jack Clement	OL	R-Jr.	6-3	300	Springfield, Ill. / South Dakota
71	Bill Kuduk	OL	R-So.	6-4	285	Chicago, Ill. / Kansas State
72	Jamil Viaud	OL	Sr.	6-4	273	Franklin Square, N.Y. / Allan Hancock College
73	Zach Whaley	OL	R-Fr.	6-4	282	Prior Lake, Minn. / Prior Lake
75	Adam Gregoire	OL	R-Jr.	6-6	313	Canton, Ohio / Massillon Perry
76	Logan Swartz	OL	Fr.	6-5	293	Rock Island, Ill. / Rock Island
77	Daniel Johnson	OL	R-Fr.	6-5	265	London, Ontario / Catholic Central
78	Zach Corrigan	OL	R-Jr.	6-3	280	Akron, Ohio / St. Vincent-St. Mary
80	Keshunn Abram	WR	Jr.	6-2	185	Southaven, Miss. / Northwest Mississippi C.C.
81	Justin Hartzell	WR	Fr.	6-2	195	Steubenville, Ohio / Steubenville Catholic Central
82	Kwincy Hall	WR	R-Fr.	5-5	155	Washington, D.C. / West Virginia
83	Lon'kevious McFadden	WR	R-Fr.	6-4	201	Pahokee, Fla. / Pahokee
85	Mark Williams	TE	R-Fr.	6-4	228	Ashburn, Va. / Stone Bridge
86	Dante Cephas	WR	Fr.	6-1	175	Pittsburgh, Pa. / Penn Hills
87	Hayden Junker	TE	Fr.	6-3	235	Massillon, Ohio / Massillon Jackson
88	Kris Leach	TE	R-So.	6-6	240	Beaeton, Va. / Western Kentucky
90	Buddha Jones	DT	Fr.	6-3	320	Tallahassee, Fla. / Godby
91	Neiman Novitski	DL	R-So.	6-2	238	Gibsonia, Pa. / Pine-Richland
92	Theo Majette	DL	Sr.	5-11	238	West Bloomfield, Mich. / West Bloomfield
93	Matt Bell	DL	R-Jr.	5-11	240	Lawrenceville, Ga. / Peachtree Ridge
94	Mitchell Sutorius	P	Fr.	5-11	190	Clearwater, Fla. / Countryside
96	Matthew Trickett	K	So.	6-0	191	Cleveland, Ohio / St. Ignatius
95	Derek Adams	P	R-Jr.	6-0	197	Manheim, Pa. / Manheim Central
97	Zayin West	DE	R-So.	6-1	246	Midlothian, Va. / Manchester
98	Dominic Hill	NT	R-Sr.	6-0	277	Fort Worth, Texas / Boswell

## Pronunciations

3	Kavious Price	KAY-vee-us
14	John Henry Bronczek	Bron-SEK
21	Joachim Bangda	Joe-SHEEM BANG-duh
24	Qwuantrezz Knight	KWAN-trezz
30	Jaylen Decoteau	Dee-KO-toe
32	Prince Okituama	Oh-kee-tu-ah-ma
36	Jeremiah Salaam	Suh-LAHM
55	Sekou Diaby	SAY-koo Dee-AH-bee
57	Oly Okombi	OH-lee Oh-KOM-bee
72	Jamil Viaud	JUH-meel Vee-OH
75	Adam Gregoire	GREG-OR-ee
86	Dante Cephas	SEE-fuss



# ALPHABETICAL ROSTER

No.	Name	Pos.	Cl.	Ht.	Wt.	Hometown/Previous School
80	Keshunn Abram	WR	Jr.	6-2	185	Southaven, Miss. / Northwest Mississippi C.C.
96	Derek Adams	P	R-Jr.	6-0	197	Manheim, Pa. / Manheim Central
69	Sam Allan	OL	R-So.	6-2	276	Portage, Mich. / Portage Central
6	Matt Bahr	LB	Gr.	6-1	210	Kenton, Ohio / Kenton
65	Jack Bailey	OL	Fr.	6-3	293	Willoughby, Ohio / Kirtland
21	Joachim Bangda	RB	Fr.	5-10	215	Washington, D.C. / St. Francis Academy
15	Woody Barrett	QB	R-Jr.	6-2	236	Orlando, Fla. / Copiah-Lincoln C.C.
93	Matt Bell	DL	R-Jr.	5-11	240	Lawrenceville, Ga. / Peachtree Ridge
12	Capone Blue	CB	R-Fr.	6-3	170	Murrieta, Calif. / Murrieta Mesa
31	Bryan Bradford	RB	Fr.	6-0	232	St. Louis, Mo. / Christian Brothers College
38	Paul Breinz	DB	So.	5-9	180	Canfield, Ohio / Ohio Dominican
14	John Henry Bronczek	S	R-Sr.	5-7	189	Massillon, Ohio / Massillon Washington
59	Will Burns	DL	R-Fr.	6-3	258	Erie, Pa. / Cathedral Prep
26	Richie Carpenter Jr.	DB	R-Jr.	5-10	185	Dayton, Ohio / Urbana
11	Mike Carrigan	WR	Sr.	5-9	168	Tallahassee, Fla. / Godby
86	Dante Cephas	WR	Fr.	6-1	175	Pittsburgh, Pa. / Penn Hills
23	Dean Clark	S	Fr.	6-0	205	Massillon, Ohio / Massillon Washington
70	Jack Clement	OL	R-Jr.	6-3	300	Springfield, Ill. / South Dakota
35	Brandon Coleman	LB	Fr.	6-1	220	Columbia Station, Ohio / Columbia
78	Zach Corrigan	OL	R-Jr.	6-3	280	Akron, Ohio / St. Vincent-St. Mary
14	Dustin Crum	QB	Jr.	6-3	201	Grafton, Ohio / Midview
42	Nick Curtis	LB	Fr.	6-5	205	Hoover, Ala. / Hoover
39	Miles Daniel	CB	R-Jr.	5-9	166	Oak Park, Mich. / Oak Park
30	Jaylen Decoteau	DB	Fr.	5-11	177	Richland, N.J. / Saint Augustine Prep
55	Sekou Diaby	DL	Jr.	6-2	240	Hillside, N.J. / Dodge City C.C.
10	Antwan Dixon	WR	R-Sr.	5-8	173	Fort Myers, Fla. / South Fort Myers
45	Adam Dulka	TE	R-Jr.	5-9	218	Brecksville, Ohio / Syracuse
20	Troy Durden	WR	Fr.	6-3	210	Toledo, Ohio / Toledo Central Catholic
25	Craig Elmore	RB	R-Fr.	5-9	227	Chicago, Ill. / Phillips Academy
1	Nick Faulkner	LB	R-Sr.	6-1	231	Canton, Ohio / McKinley
34	Kesean Gamble	LB	Jr.	6-1	252	Cincinnati, Ohio / Cincinnati Hills Christian Academy
58	Brad George	LS	Fr.	5-9	205	Wheaton, Ill. / Wheaton Warrenville South
64	Bryce Gibbs	OL	R-Sr.	6-3	284	Wellington, Ohio / Wellington
17	Marquez Glover	QB	R-Fr.	6-1	175	Ocala, Fla. / Vanguard
75	Adam Gregoire	OL	R-Jr.	6-6	313	Canton, Ohio / Massillon Perry
82	Kwincy Hall	WR	R-Fr.	5-5	155	Washington, D.C. / West Virginia
44	Matt Harmon	LB	R-Fr.	6-5	222	Rockwood, Mich. / Oscar Carlson
81	Justin Hartzell	WR	Fr.	6-2	195	Steubenville, Ohio / Steubenville Catholic Central
25	Glenn Hayes	DB	Fr.	6-0	179	Lithonia, Ga. / Arabia Mountain
43	Ian Henzi	K	Jr.	6-0	185	Livonia, Mich. / Ventura College
98	Dominic Hill	NT	R-Sr.	6-0	277	Fort Worth, Texas / Boswell
8	Elvis Hines	S	Jr.	5-10	172	Camden, N.J. / IMG Academy
53	Alex Hoag	DE	R-Sr.	6-3	250	Venice, Fla. / Venice
12	Raymond James	WR	R-So.	5-11	171	Dayton, Ohio / Wayne
33	Colt Jennings	LB	Fr.	6-3	225	Cleveland, Ohio / Padua Franciscan
77	Daniel Johnson	OL	R-Fr.	6-5	265	London, Ontario / Catholic Central
90	Buddha Jones	DT	Fr.	6-3	320	Tallahassee, Fla. / Godby
87	Hayden Junker	TE	Fr.	6-3	235	Massillon, Ohio / Massillon Jackson
24	Qwuantrezz Knight	DB	R-Jr.	6-0	204	Quincy, Fla. / Maryland
71	Bill Kuduk	OL	R-So.	6-4	285	Chicago, Ill. / Kansas State
66	Elijah Lamptey	OL	Fr.	6-5	265	Chicago, Ill. / Leo Catholic
28	Mandela Lawrence-Burke	LB	R-Jr.	6-0	185	Steubenville, Ohio / Steubenville
88	Kris Leach	TE	R-So.	6-6	240	Bealton, Va. / Western Kentucky
48	Tyler Lenke	LS	Fr.	6-1	210	Akron, Ohio / Copley
92	Theo Majette	DL	Sr.	5-11	238	West Bloomfield, Mich. / West Bloomfield
2	Will Matthews	RB	R-Sr.	5-7	201	Destrehan, La. / Destrehan
83	Lon'kevious McFadden	WR	R-Fr.	6-4	201	Pahokee, Fla. / Pahokee
23	Isaiah McKoy	WR	So.	6-3	182	Brooklyn, N.Y. / Norcross (Ga.)

52	Michael McNicholas	OL	Fr.	6-3	305	Lombard, Ill. / Montini Catholic
21	Montre Miller	CB	R-Fr.	5-10	161	Blythwood, S.C. / Westwood
67	Nathan Monnin	OL	Jr.	6-5	270	Piqua, Ohio / Piqua
51	Anthony Morris	LB	Fr.	5-10	200	Cleveland, Ohio / Glenville
62	Mike Morris	OL	R-Fr.	6-1	282	Dayton, Ohio / IMG Academy
19	A.J. Musolino	LB	R-So.	6-3	215	Struthers, Ohio / Struthers
91	Neiman Novitski	DL	R-So.	6-2	238	Gibsonia, Pa. / Pine-Richland
20	Mario Nunez	DB	Fr.	6-2	188	Kennesaw, Ga. / Harrison
32	Prince Okituama	LB	Fr.	6-7	235	Newark, N.J. / West Side
57	Oly Okombi	DL	Fr.	6-1	308	Silver Spring, Md. / Blair
13	Keenan Orr	WR	R-So.	6-5	195	Forrest, Ind. / South Dakota State
47	Joey Palumbo	LS	Sr.	6-0	214	Hudson, Ohio / Hudson
7	Jamal Parker	CB	Sr.	5-8	177	Pennsauken, N.J. / Camden Catholic
60	Luke Pawlak	P	Fr.	5-10	160	Sylvania, Ohio / Northview
11	Akeam Peters	S	Sr.	5-10	188	Tucker, Ga. / Tucker
4	Cepeda Phillips	LB	Jr.	6-0	217	Detroit, Mich. / Martin Luther King
29	Ja'Shaun Poke	WR	Fr.	5-10	175	Hampton, Ga. / Dutchtown
41	Jabbar Price	DL	Jr.	6-4	241	Youngstown, Ohio / Garden City C.C.
3	Kavious Price	WR	Sr.	5-6	166	Bradenton, Fla. / Manatee
56	Elijah Ratliff	OL	R-Fr.	6-3	286	Reynoldsburg, Ohio / Reynoldsburg
27	Jae'Vante Ray	S	R-Sr.	5-10	165	Akron, Ohio / Eastern Michigan
36	Jeremiah Salaam	CB	So.	5-10	168	Frostproof, Fla. / Frostproof
55	Julian Sams	OL	So.	6-3	260	Bealeton, Va. / Liberty
19	Collin Schlee	QB	Fr.	6-3	182	Ijamsville, Md. / Oakdale
41	John Schmidt	DB	So.	5-10	201	West Des Moines, Iowa / Iowa Western C.C.
33	Jo-El Shaw	RB	Sr.	6-1	230	Pittsburgh, Pa. / Lackawanna C.C.
15	Keith Sherald Jr.	CB	Jr.	5-9	174	Waldorf, Md. / Bishop McNamara
50	Sebastian Spear	LB	R-Jr.	6-0	215	Cleveland, Ohio / Ashland
61	Nick Spicer	OL	R-So.	6-1	260	Kent, Ohio / Roosevelt
94	Mitchell Sutorius	P	Fr.	5-11	190	Clearwater, Fla. / Countryside
76	Logan Swartz	OL	Fr.	6-5	293	Rock Island, Ill. / Rock Island
18	Pyrce Taylor	QB	R-So.	6-2	237	Akron, Ohio / Buchtel
50	Adam Tourville	OL	R-Jr.	6-3	330	La Habra, Calif. / Cerritos College
95	Matthew Trickett	K	So.	6-0	191	Cleveland, Ohio / St. Ignatius
27	Isaac Vance	RB	R-So.	5-9	174	Las Cruces, N.M. / Mayfield
72	Jamil Viaud	OL	Sr.	6-4	273	Franklin Square, N.Y. / Allan Hancock College
54	Nate Warnock	OL	Sr.	6-4	294	LaPorte, Ind. / St. Joseph's College
97	Zayin West	DE	R-So.	6-1	246	Midlothian, Va. / Manchester
73	Zach Whaley	OL	R-Fr.	6-4	282	Prior Lake, Minn. / Prior Lake
22	Javaughn Williams	WR	R-Fr.	6-3	185	Cleveland, Ohio / John Hay
85	Mark Williams	TE	R-Fr.	6-4	228	Ashburn, Va. / Stone Bridge
18	Xavier Williams	RB	R-So.	5-9	186	Forestville, Md. / Bishop McNamara
35	Isaiah Wooden	WR	So.	5-8	156	San Diego, Calif. / Dixie State

## Pronunciations

3	Kavious Price	KAY-vee-us
14	John Henry Bronczek	Bron-SEK
21	Joachim Bangda	Joe-SHEEM BANG-duh
24	Qwuantrezz Knight	KWAN-trezz
30	Jaylen Decoteau	Dee-KO-toe
32	Prince Okituama	Oh-kee-tu-ah-ma
36	Jeremiah Salaam	Suh-LAHM
55	Sekou Diaby	SAY-koo Dee-AH-bee
57	Oly Okombi	OH-lee Oh-KOM-bee
72	Jamil Viaud	JUH-meel Vee-OH
75	Adam Gregoire	GREG-OR-ee
86	Dante Cephas	SEE-fuss





# OFFSEASON PERSONNEL BREAKDOWN

## OFFENSE

### Returning Lettermen (15)

QB (2)	Woody Barrett, Dustin Crum
RB (3)	Will Matthews, Jo-El Shaw, Isaac Vance
WR (4)	Mike Carrigan, Antwan Dixon, Isaiah McKoy, Kavious Price
TE (1)	Adam Dulka
OL (5)	Bryce Gibbs, Nathan Monnin, Julian Sams, Jamil Viaud, Nate Warnock

### Lettermen Lost (8)

RB (1)	Justin Rankin
WR (4)	Raekwon James, Zaquon Tyson, Johnny Woods, Trey Harrell
TE (1)	Myles Washington
OL (2)	Mike Marinelli, Chase Van Hoef

### Returning Starters (9) '18 Starts/Career

QB	Woody Barrett	12/12
WR	Mike Carrigan	12/19
WR	Antwan Dixon	7/13
WR	Isaiah McKoy	8/8
OL	Bryce Gibbs	6/14
OL	Nathan Monnin	9/9
OL	Julian Sams	12/12
OL	Nate Warnock	12/24
OL	Jamil Viaud	7/7

### Starters Lost (3) '18 Starts/Career

RB	Justin Rankin	7/29
WR	Trey Harrell	7/12
OL	Mike Marinelli	10/18

## DEFENSE

### Returning Lettermen (18)

DL (5)	Matt Bell, , Dominic Hill, Theo Majette, Neiman Novitski, Zayin West
LB (5)	Matt Bahr, Nick Faulkner, Kesean Gamble, A.J. Musolino, Cepeda Phillips
DB (8)	John Henry Bronczek, Miles Daniel, Elvis Hines, Jamal Parker, Akeam Peters, Jae'Vante Ray, Jeremiah Salaam, Keith Sherald Jr.

### Lettermen Lost (8)

DL (4)	Theo Eboigbe, Kalil Morris, Jordan Silva, Dennis Wariboko
LB (2)	Dalton Hicks, Jim Jones
DB (2)	Darryl Marshall, Quan Robinson, Jr.

### Returning Starters (6) '18 Starts/Career

LB	Matt Bahr	9/11
LB	Nick Faulkner	11/18
LB	Kesean Gamble	6/7
DB	Elvis Hines	12/13
DB	Jamal Parker	12/28
DB	Keith Sherald Jr.	12/12

### Starters Lost (5) '18 Starts/Career

DL	Theo Eboigbe	12/33
LB	Jim Jones	7/19
DB	Darryl Marshall	12/18
DL	Kalil Morris	12/16
DL	Jordan Silva	12/12

## SPECIALISTS

### Returning Lettermen (2)

K (1)	Matthew Trickett
LS (1)	Joey Palumbo

### Lettermen Lost (1)

K (1)	Colten McFadden
-------	-----------------



# KENT STATE PRESEASON DEPTH CHART

## OFFENSE

Pos.	No.	Name	Class	Ht.	Wt.	Hometown
WR	11	Mike Carrigan	Sr.	5-9	168	Tallahassee, Fla.
	80	Keshunn Abram	Jr.	6-2	195	Southaven, Miss.
WR	89	Antwan Dixon	R-Sr.	5-8	178	Fort Myers, Fla.
	3	Kavious Price	Sr.	5-6	166	Bradenton, Fla.
	27	Isaac Vance	R-So.	5-9	174	Las Cruces, N.M.
LT	64	Bryce Gibbs	R-Sr.	6-3	284	Wellington, Ohio
	72	Jamil Viaud	Sr.	6-4	273	Franklin Square, N.Y.
	71	Bill Kuduk	R-So.	6-4	285	Chicago, Ill.
LG	55	Julian Sams	So.	6-3	260	Bealeton, Va.
	50	Adam Tourville	R-Jr.	6-3	330	La Habra, Calif.
C	74	Nate Warnock	Sr.	6-4	300	LaPorte, Ind.
	55	Julian Sams	So.	6-3	260	Bealeton, Va.
	62	Mike Morris	R-Fr.	6-1	282	Dayton, Ohio
RG	67	Nathan Monnin	Jr.	6-5	270	Piqua, Ohio
	69	Sam Allan	R-So.	6-2	276	Portage, Mich.
RT	75	Adam Gregoire	R-Jr.	6-6	313	Canton, Ohio
	77	Daniel Johnson	R-Fr.	6-5	265	London, Ontario
	73	Zach Whaley	R-Fr.	6-4	282	Prior Lake, Minn.
QB	15	Woody Barrett	R-Jr.	6-2	236	Orlando, Fla.
	14	Dustin Crum	Jr.	6-3	201	Grafton, Ohio
	17	Marquez Glover	R-Fr.	6-1	175	Ocala, Fla.
TB	33	Jo-El Shaw	Sr.	6-1	230	Pittsburgh, Pa.
	2	Will Matthews	R-Sr.	5-7	201	Destrehan, La.
	18	Xavier Williams	So.	5-9	186	Forestville, Md.
TE	85	Mark Williams	R-Fr.	6-4	228	Ashburn, Va.
	13	Keenan Orr	R-So.	6-5	195	Forest, Ind.
	45	Adam Dulka	R-Jr.	5-9	218	Brecksville, Ohio
WR	23	Isaiah McKoy	So.	6-3	182	Brooklyn, N.Y.
	83	Lon'kevious McFadden	R-Fr.	6-4	201	Pahokee, Fla.

## COACHING STAFF

Head Coach/QBs .....Sean Lewis  
 Associate HC/Defensive Coordinator ..... Tom Kaufman  
 Offensive Coordinator/QBs/TEs ..... Andrew Sowder  
 Special Teams Coordinator ..... Zac Barton  
 Offensive Line ..... Bill O'Boyle  
 Secondary ..... Justin Hood  
 Outside Linebackers ..... Joe Coniglio  
 Safeties ..... Will Windham  
 Wide Receivers ..... Matthew Middleton  
 Running Backs ..... Macky MacPherson  
 Defensive Line ..... Colin Ferrell  
 Director of Player Personnel ..... Steve Schrum  
 Sports Performance Coach ..... Jeff Sobol  
 Graduate Assistant (Defense) ..... James Alexander  
 Graduate Assistant (Defense) ..... Dan Conwell  
 Graduate Assistant (Offense) ..... Matt Johnson  
 Graduate Assistant (Offense) ..... Matt Battaglia

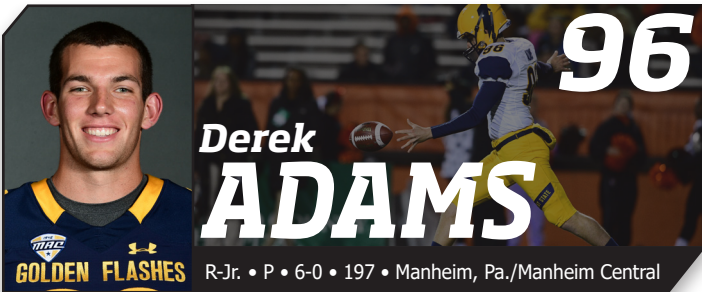
## DEFENSE

Pos.	No.	Name	Class	Ht.	Wt.	Hometown
End	53	Alex Hoag	R-Sr.	6-3	250	Venice, Fla.
	41	Jabbar Price	Jr.	6-4	241	Youngstown, Ohio
Nose	98	Dominic Hill	R-Sr.	6-0	277	Fort Worth, Texas
	93	Matt Bell	R-Jr.	5-11	240	Lawrenceville, Ga.
	91	Neiman Novitski	R-So.	6-2	238	Gibsonia, Pa.
End	97	Zayin West	R-So.	6-1	246	Midlothian, Va.
	92	Theo Majette	Sr.	5-11	238	West Bloomfield, Mich.
	55	Sekou Diaby	Jr.	6-2	240	Hillside, N.J.
OLB	1	Nick Faulkner	R-Sr.	6-1	231	Canton, Ohio
	44	Matt Harmon	R-Fr.	6-5	222	Rockwood, Mich.
OLB	34	Kesean Gamble	Jr.	6-1	252	Cincinnati, Ohio
	44	Matt Harmon	R-Fr.	6-5	222	Rockwood, Mich.
	50	Sebastian Spear	R-Jr.	6-0	215	Cleveland, Ohio
ILB	4	Cepeda Phillips	Jr.	6-0	217	Detroit, Mich.
	28	M. Lawrence-Burke	R-Jr.	6-0	185	Steubenville, Ohio
ILB	6	Matt Bahr	Gr.	6-1	210	Kenton, Ohio
	19	A.J. Musolino	R-So.	6-3	215	Struthers, Ohio
S	36	Jeremiah Salaam	So.	5-10	168	Frostproof, Fla.
	11	Akeam Peters	Sr.	5-10	188	Tucker, Ga.
	24	Qwuantrezz Knight	R-Jr.	6-0	190	Quincy, Fla.
S	15	Keith Sherald Jr.	Jr.	5-9	174	Waldorf, Md.
	27	Jae'Vante Ray	R-Sr.	5-10	165	Akron, Ohio
CB	7	Jamal Parker	Sr.	5-8	177	Pennsauken, N.J.
	21	Montre Miller	R-Fr.	5-10	161	Blythewood, S.C.
CB	8	Elvis Hines	Jr.	5-10	172	Camden, N.J.
	39	Miles Daniel	R-Jr.	5-9	166	Oak Park, Mich.

## SPECIALISTS

Pos.	No.	Name	Class	Ht.	Wt.	Hometown
PK	95	Matthew Trickett	So.	6-0	191	Cleveland, Ohio
LS	47	Joey Palumbo	Sr.	6-0	214	Hudson, Ohio
	74	Nate Warnock	Sr.	6-4	300	LaPorte, Ind.
P	96	Derek Adams	R-Jr.	6-0	197	Manheim, Pa.
	95	Matthew Trickett	So.	6-0	191	Cleveland, Ohio
H	96	Derek Adams	R-Jr.	6-0	197	Manheim, Pa.
	14	Dustin Crum	Jr.	6-3	201	Grafton, Ohio
KR	33	Jo-El Shaw	Sr.	6-1	230	Pittsburgh, Pa.
	7	Jamal Parker	Sr.	5-8	177	Pennsauken, N.J.
PR	10	Kavious Price	Sr.	5-6	166	Bradenton, Fla.



**Career**

All-MAC Second Team (2017)...MAC Distinguished Scholar-Athlete (2017)...Academic All-MAC (2017)...Four-time MAC East Division Special Teams Player of the Week...Ranks third in career punting average at Kent State (41.7)...Named to Phil Steele's All-MAC Third Team (2017).

**2019 Redshirt Junior Season**

Named to Athlon's preseason All-MAC Second Team.

**2018 Junior Season**

Played in four games...Took advantage of the new NCAA rule and took a redshirt year...Totaled 31 punts, averaging 40.2 yards per punt...Earned MAC East Special Teams Player of the Week honors and was named to Ray's 8 after recording a pair of punts over 70 yards against Akron (10/22)...Bombed career-long 77-yard punt at Akron, which was the third-longest in school history (10/22)...Named to Athlon's Preseason All-MAC First Team...Named to Phil Steele's Preseason All-MAC First Team...Named to Ray Guy Award preseason watch list for second straight year.

**2017 Sophomore Season**

MAC Distinguished Scholar-Athlete...Named to All-MAC Second Team...43.6-yard punting average ranks as second-highest single-season mark in program history...Named MAC East Special Teams Player of the Week following four punts of 50+ yards at No. 5 Clemson (9/2), including a 66-yarder...Named to Academic All-MAC Team...Earned MAC East Special Teams Player of the Week after averaging 48.5 yards on four punts against Buffalo (9/30), including three inside the 20...Season-long 74-yard punt at Northern Illinois (10/7)...Placed 4-of-5 punts inside the 20 against Howard...Named to Athlon's Preseason Special Teams All-MAC Team.

**2016 Freshman Season**

Totaled 3,063 punting yards with eight boots of over 50 yards...Placed 29 punts inside the 20 and had only one touchback...Made collegiate debut at Penn State, averaging 41.0 yards on six punts (9/3)...Booted three punts over 50+ yards (51, 56 and 67) at No. 1 Alabama and placed three inside the 20 (9/24)...Named MAC East Special Teams Player of the Week after placing four punts inside the 20 at Bowling Green, while averaging 42.3 yards per punt...Placed 5-of-7 punts inside the 20-yard line against Ohio (10/22).

**Prior to Kent State**

All-USA Today Pennsylvania First Team...Class AAA first team all-state...Named to Golden 33 Team...Helped Manheim Central to league championship...Named 2015 Top Kicker by PA Football News...Section 2 all-star as both a kicker and punter...Averaged 42.0 yards on 40 punts...Made 12-of-16 field goal attempts.

**DEREK ADAMS' CAREER STATISTICS**

Year	G	Punts	Yards	Avg.	Long	TB	I20	50+
2016	12	76	3063	40.3	67	1	29	8
2017	12	79	3447	43.6	74	9	20	18
2018	4	31	1245	40.2	77	1	8	7
<b>Career</b>	<b>28</b>	<b>186</b>	<b>7755</b>	<b>41.7</b>	<b>77</b>	<b>11</b>	<b>57</b>	<b>33</b>

**2018 Redshirt Freshman Season**

Played in three games...Made first appearance at Illinois (9/1).

**2017 Freshman Season**

Redshirted

**Prior to Kent State**

All-state Division II First Team selection...Named to 2016 Kalamazoo Gazette Football Dream Team Offense...Two-time all-conference first team selection...All-area first team honors as a senior and second team honors as a junior...Helped Portage Central to a pair of SMAC West titles and a record of 34-5 in his four seasons...Two-year starter for Portage Central...Helped Portage Central rush for over 2,900 yards.

**Career**

CoSIDA Academic All-District First Team (2018)...Two-time MAC Distinguished Scholar-Athlete (2016, 2018)...Three-time Academic All-MAC (2015, 2016, 2018)...Campbell Award Semifinalist (2018)...Named to Phil Steele's All-MAC Third Team (2018).

**2019 Sixth Year Season**

Named to Athlon's preseason All-MAC Third Team...Earned Leo Strang Award in spring for upperclassmen with the highest GPA.

**2018 Senior Season**

Campbell Trophy Semifinalist...CoSIDA Academic All-District First Team...MAC Distinguished Scholar Athlete...Academic All-MAC...Team captain...Played in all 12 games and made nine starts...Registered 91 total tackles, 7.5 tackles for loss, 3.0 sacks, one interception, two passes broken up, two quarterback hurries and one forced fumble...Led the team in tackles for loss (7.5), tied for first in tackles (91) and tied for second in sacks (3.0)...Tied for 11th in the MAC in tackles (91)...Paced the team in tackles four times...Forced first career fumble at the goal line vs. Howard (9/8)...Registered 12 tackles and led the team in tackles for the first time on the road at Ole Miss (9/22)...Registered a career-high 14 tackles and recorded first career sack at Ball State (9/29)...Made first career reception for 10 yards and a first down on a fake punt vs. Akron (10/20)...Intercepted first career pass against Eastern Michigan (11/23)...Nominee for Allstate AFCA Good Works Team...One of two recipients of single digit jersey in spring...Named to Phil Steele's All-MAC Third Team.

**2017 Junior Season**

Made the transition from safety to linebacker...Earned postgraduate scholarship from Northeast Ohio Chapter of National Football Foundation...Started

in two games before being sidelined the rest of the season with an injury... Totaled 13 tackles with 1.0 tackles for loss...Posted a game-high nine tackles at No. 5 Clemson (9/2)...Earned Leo Strang Award in spring for upperclassmen with the highest GPA...Named to Wuerffel Trophy Watch List.

## 2016 Sophomore Season

Named MAC Distinguished Scholar-Athlete...Named to Academic All-MAC Team...Played in 11 games...Made six tackles.

## 2015 Redshirt Freshman Season

Named MAC Distinguished Scholar-Athlete...Named to Academic All-MAC Team...Appeared in all 12 game and recorded 10 total tackles...Made collegiate debut at Illinois (9/5)...Played in all 12 games, mainly on special teams...Made 10 tackles.

## 2014 Freshman Season

Redshirted



## Prior to Kent State

Two-time All-Western Buckeye League First Team selection...WBL Defensive Back of the Year as a senior...Helped Kenton to three WBL championships and two regional titles...Four-year letterwinner, helping Kenton 44-8 record over four seasons...Also lettered in basketball and baseball.

## MATT BAHR'S CAREER STATISTICS

### DEFENSE

Year	G/GS	UT	AT	TT	TFL/Yds.	QBS/Yds.	FF/FR	INT/Yds.
2015	12/0	5	5	10				
2016	11/0	3	3	6				
2017	2/2	10	3	13	1.0/3			
2018	12/10	50	41	91	7.5/30	3.0/20	1/0	1/13
<b>Career</b>	<b>37/12</b>	<b>68</b>	<b>52</b>	<b>120</b>	<b>8.5/33</b>	<b>3.0/20</b>	<b>1/0</b>	<b>1/13</b>

**Woody BARRETT**  
R-Jr. • QB • 6-2 • 236 • Orlando, Fla./Copiah-Lincoln C.C.

## 2019 Junior Season

Named one of eight 2019 MAC Players to Watch by Columbus Touchdown Club...Named to Phil Steele's All-MAC Third Team...Named to Athlon's pre-season All-MAC Fourth Team.

## 2018 Sophomore Season

Started all 12 games...Threw for 2,239 yards 229-for-390 passing (58.7%) and tossed 11 touchdown passes...Rushed for 503 yards on 163 attempts for seven scores...Third on the team in rushing yards (503) and tied for first in touchdowns (7)...Ranked fifth in the MAC in total offense (2,842)...Broke Kent State single-season record with 229 completions...Fourth in school history for completion percentage in a single-season (58.7)...Fifth in school history in passing yards in a single-season (2,239)...Fifth in program history in total offense for a single-season (2,842)...In Kent State debut, threw for 270 yards and two touchdowns while rushing for 117 yards and a score at Illinois (9/1)...Set career highs of 30 completions and 314 yards at Ball State (9/29)...Threw a season-long completion of 75 yards for a touchdown on the first play of the game against Ohio (10/6)...Rushed for 77 yards and a touchdown and threw two touchdowns in win at Bowling Green (10/30)...Did not throw an interception in five of his 12 starts...Completed passes of 40 yards or more in seven games...Pooch punted four times and placed two inside the 20.

## Prior to Kent State

Attended Auburn out of high school and redshirted...At Copiah-Lincoln Community College threw for 1,294 yards with eight touchdowns and ran for 485 yards with six touchdowns...In high school threw for 2,018 yards and 20 touchdowns, ran for 1,413 with 23 touchdowns at West Orange and led the Warriors to the state semifinals...Class 8A All-State, Florida Dairy Farmers Class 8A Player of the Year and Mr. Football finalist...Led West Orange to an 11-1 record and Regional Semifinal appearance his junior season...Participated in Under Armour All-America Game...Top 10 Quarterback prospect according to 247Sports, ESPN and Rivals Top 40 in Florida.

## WOODY BARRETT'S CAREER STATISTICS

### PASSING

Year	G/GS	COM	ATT	INT	PCT	Yds.	TD	AVG/G.
2018	12/12	229	390	9	58.72	2339	11	194.92
<b>Career</b>	<b>12/12</b>	<b>229</b>	<b>390</b>	<b>9</b>	<b>58.72</b>	<b>2339</b>	<b>11</b>	<b>194.92</b>

### RUSHING

Year	G/GS	Att.	Yds.	TD	Lg.	Avg.
2018	12/12	163	503	7	45	3.1
<b>Career</b>	<b>12/12</b>	<b>163</b>	<b>503</b>	<b>7</b>	<b>45</b>	<b>3.1</b>




**Matt BELL**  
R-Jr. • DE • 5-11 • 240 • Lawrenceville, Ga./Peachtree Ridge

## 2018 Sophomore Season

Played in six games...Recorded four tackles with one sack...Registered 1.5 tackles for loss with 1.0 sack at Ball State (9/29).

## 2017 Redshirt Freshman Season

Made collegiate debut at No. 5 Clemson (9/2), recording two tackles...Played in seven games...Registered five tackles.

## 2016 Freshman Season

Redshirted

## Prior to Kent State

All-region first team selection...Played in Gwinnet Senior All-Star Game...Helped Peachtree Ridge to three playoff appearances...Made 56 tackles as a senior with 11.0 TFL, 5.5 sacks and three forced fumbles...Captain of both football and wrestling teams at Peachtree Ridge.

## MATT BELL'S CAREER STATISTICS

### DEFENSE

Year	G/GS	UT	AT	TT	TFL/Yds.	QBS/Yds.	FF/FR	INT/Yds.
2017	7/0	2	3	5	—	—	—	—
2018	6/0	2	2	4	1.5/8	1.0/7	—	—
<b>Career</b>	<b>13/0</b>	<b>4</b>	<b>5</b>	<b>9</b>	<b>1.5/8</b>	<b>1.0/7</b>	<b>—</b>	<b>—</b>





**Capone  
BLUE**

R-Fr. • CB • 6-3 • 170 • Murrieta, Calif./Murrieta Mesa

**2018 Freshman Season**  
Redshirted

**Prior to Kent State**

As a senior made 61 tackles with one interception and eight passes broken up at Murrieta Mesa High School...Helped lead Murrieta Mesa to a 9-4 record his senior season with two CIF Playoff victories...Named the Murrieta Mesa Coaches Player of the Year...Participated in the Riverside Sheriff Football All-Star Game...Also ran track at Murrieta Mesa.



**John Henry  
BRONCZEK**

R-Sr. • S • 5-7 • 189 • Massillon, Ohio/Massillon Washington

**Career**

Academic All-MAC (2017)

**2018 Junior Season**

Played in eight games...Made two tackles...Saw action on special teams.

**2017 Sophomore Season**

Academic All-MAC...Played in 11 games, making five tackles...Made first career tackle and tackle for loss at No. 5 Clemson (9/2)...Recorded two tackles against Howard (9/9)...Earned Read Award in spring for exemplifying hard work and dedication beyond the call of duty.

**2016 Redshirt Freshman Season**

Made collegiate debut against Northern Illinois (11/25).

**2015 Freshman Season**

Redshirted

**Prior to Kent State**

Second team all-district and second team All-Stark County...Team captain...96 tackles and four pass breakups as a senior...Named Massillon's Special Teams Player of the Year...Helped Massillon to three consecutive playoff appearances...Captain and three-year letterwinner on Massillon's baseball team...Four-year honor roll.

**JOHN HENRY BRONCZEK'S CAREER STATISTICS**

**DEFENSE**

Year	G/GS	UT	AT	TT	TFL/Yds.	QBS/Yds.	FF/FR	INT/Yds.
2016	1/0	0	0	0	—	—	—	—
2017	11/0	2	3	5	0.5/1	—	—	—
2018	8/0	2	0	2	—	—	—	—
<b>Career</b>	<b>20/0</b>	<b>4</b>	<b>3</b>	<b>7</b>	<b>0.5/1</b>	<b>—</b>	<b>—</b>	<b>—</b>



**Will  
BURNS**

R-Fr. • DL • 6-3 • 258 • Erie, Pa./Cathedral Prep

**2018 Freshman Season**  
Redshirted

**Prior to Kent State**

Made 46 tackles as a senior at Cathedral Prep with 3.5 sacks...Member of back-to-back PIAA State Championship teams...Selected to District 10 Big School All-Star Team...Four-year honor roll member.



**Richie  
CARPENTER JR.**

R-Jr. • DB • 5-10 • 185 • Dayton, Ohio/Urbana

**2018 Junior Season**  
Did not see action.

**Prior to Kent State**

Played first two years of eligibility at Division II Lenoir-Rhyne and Urbana...In 2017 at Urbana, played in 11 games and made 34 tackles with 1.5 tackles for loss, two interceptions and six passes broken up...Saw action in eight games with seven tackles and two passes broken up in freshman season at Lenoir-Rhyne...Was a member of the 2014 and 2015 OHSAA Division I runner-up teams at Wayne...Named first team all-conference and all-district as a senior...Registered 43 tackles, three interceptions, one touchdown and one forced fumble in senior season...Made 31 tackles with three interceptions and one fumble recovery.



**Mike  
CARRIGAN**

Sr. • WR • 5-9 • 168 • Tallahassee, Fla./Godby

**2019 Senior Season**

Named to Athlon's preseason All-MAC Second Team...Named to Phil Steele's Preseason All-MAC Third Team.

**2018 Junior Season**

Started in all 12 games...Made 45 receptions for 597 yards and caught five touchdowns...Led the team in yards (597) and touchdown receptions (5)...Career-high eight receptions at Illinois (9/1)...Caught a season-long 47 yard touchdown pass at No. 10 Penn State (9/15)...Recorded a career-best 110 receiving yards against Toledo (11/15).

## 2017 Sophomore Season

Played in all 12 games and made eight starts...Recorded 14 receptions for 281 yards and two touchdowns...Gained 156 yards on the ground on 14 carries... Caught 84-yard touchdown pass in win over Miami (10/14) with a 61-yard carry...Scored two touchdowns Central Michigan (11/14), one receiving for 13 yards and a 57-yard rushing touchdown...Ran for a career-high 62 yards against Central Michigan (11/14)...Registered first 100 plus yard game with a season-high 101 yards receiving against Miami (10/14)...Earned Nottingham Award in spring, for most improved player on offense.

## 2016 Freshman Season

Made six catches for 66 yards...Played in all 12 games, starting one...Caught two passes for 42 yards in win at Central Michigan (10/29)...Made first career catch against Monmouth (9/17).

## Prior To Kent State

Played both offense and defense at Godby...Team captain in both football and track & field...Made 37 catches for 629 yards and totaled nine touchdowns... City champion in 100m dash...Member of state runner-up 4x100 team.

### MIKE CARRIGAN'S CAREER STATISTICS

#### RECEIVING/RUSHING

Year	G/GS	Rec.	Yds.	TD	Lg.	Avg.	Att.	Yds.	TD	Lg.	Avg.
2016	12/1	6	66	0	29	5.5	—	—	—	—	—
2017	12/8	14	281	2	84	20.1	14	156	1	61	11.1
2018	12/12	45	597	5	49	13.3	—	—	—	—	—
<b>Career</b>	<b>36/21</b>	<b>65</b>	<b>944</b>	<b>7</b>	<b>84</b>	<b>14.5</b>	<b>14</b>	<b>156</b>	<b>1</b>	<b>61</b>	<b>11.1</b>



**Zach CORRIGALL**  
R-Jr. • OL • 6-3 • 280 • Akron, Ohio/St. Vincent-St. Mary

## 2018 Season

Sat out the season due to injury.

## 2017 Redshirt Freshman Season

Played in five games as a long snapper...Made collegiate debut at Ohio (10/21).

## 2016 Freshman Season

Redshirted

## Prior to Kent State

All-Ohio Second Team...Named Esmark All-American...Northeast Ohio All-Inland First Team...Member of two state championship teams and four regional finalist teams at St. Vincent-St. Mary...Team captain and Iron Man award winner as a senior...Beacon Journal All-Star...Also earned two varsity letters in basketball.



**Dustin CRUM**  
Jr. • QB • 6-3 • 201 • Grafton, Ohio/Midview

## Career

Academic All-MAC (2018)

## 2018 Sophomore Season

Academic All-MAC...Played in nine games...Completed 16-of-27 passes for 176 yards and two touchdowns...Rushed for 111 yards and a touchdown on 19 carries...Rushed for a season-high 66 yards and a touchdown and threw for 56 yards and a score at Buffalo (11/6)...Threw for a career-high 116 yards and a touchdown on seven-for-eight passing vs. Toledo (11/15)...Served as holder in nine games.

## 2017 Freshman Season

Saw action in 10 games with two starts and completed 16-of-30 passes (53.3%) for 232 yards, one touchdown and two interceptions...Finished second on the team with 310 rushing yards...Ran 58 yards for first career touchdown at Western Michigan (11/8), finishing with a career-best 80 yards on the ground...Made first career start against Buffalo (9/30), throwing a 75-yard touchdown pass to Kavious Price...Made collegiate debut at Marshall (9/16) completing his second pass attempt for 40 yards...Ran for 77 yards, including 68 yards on one drive, at Northern Illinois (10/7)...Led the team in rushing in four games.

## Prior to Kent State

Two-time Mr. Ohio finalist...2016 Associated Press Division II All-Ohio First Team...Three-time All-Ohio selection...Two-time district Offensive Player of the Year and Three-time All-District First Team selection...Cleveland.com's 2016 Football All-Stars on Offense First Team...Helped Midview to a pair of conference titles and a regional runner-up finish...Earned academic all-state honors...Holds Lorain County and Midview High School records for career passing yards (8,590) and touchdown passes (103)...Rushed for 3,447 yards and 38 touchdowns in his career...As a senior, threw for 2,615 yards and rushed for 1,557 yards, accounting for 46 total touchdowns (32 passing, 14 rushing)...Holds Lorain County record for touchdown passes in a season (39)...Eight touchdown passes in a game are tied for the second most in Ohio history...Also lettered in basketball and baseball and is a two-time conference champion in both sports.

### DUSTIN CRUM'S CAREER STATISTICS

#### PASSING

Year	G/GS	COM	ATT	INT	PCT	Yds.	TD	AVG/G.
2017	10/2	16	30	2	53.33	232	1	23.2
2018	9/0	16	27	0	59.26	176	2	19.6
<b>Career</b>	<b>19/2</b>	<b>32</b>	<b>57</b>	<b>2</b>	<b>56.14</b>	<b>408</b>	<b>3</b>	<b>21.5</b>

#### RUSHING

Year	G/GS	Att.	Yds.	TD	Lg.	Avg.
2017	10/2	85	310	1	58	3.6
2018	9/0	19	111	1	19	5.8
<b>Career</b>	<b>19/2</b>	<b>104</b>	<b>421</b>	<b>2</b>	<b>58</b>	<b>4.0</b>



**2018 Sophomore Season**

Played in all 12 games and made two starts...Registered 20 tackles, one interception, one tackle for loss and one pass broken up...Totaled career-high five tackles at Ole Miss (9/22)...Picked off a pass at Ball State (9/29).

**2017 Redshirt Freshman Season**

Played in 11 games and made one start...Made 17 tackles and intercepted one pass...Made four tackles with three solo stops in collegiate debut at No. 5 Clemson (9/2)...Recorded four tackles, including three for negative yardage on punt returns at Marshall (9/16)...Registered first career interception against Central Michigan (11/14)...Received first career start against Central Michigan (11/14).

**2016 Freshman Season**

Redshirted

**Prior to Kent State**

Named to All-Oakland Activities Association Team...Helped Oak Park to conference and district titles...Team captain in both football and track & field...Earned all-state honors in four different track & field events...Multiple academic honors including Freshman Male Student of the Year.

**MILES DANIEL'S CAREER STATISTICS****DEFENSE**

Year	G/GS	UT	AT	TT	TFL/Yds.	QBS/Yds.	FF/FR	INT/Yds.
2017	11/1	9	8	17	0.5/1	—	—	1/9
2018	12/2	13	7	20	1.0/2	—	—	1/0
<b>Career</b>	<b>23/3</b>	<b>22</b>	<b>15</b>	<b>37</b>	<b>1.5/3</b>	<b>—</b>	<b>—</b>	<b>2/9</b>

**2018 Season**

Mayo Clinic Comeback Player of the Year...Columbus Touchdown Club Male Athlete of the Year...Played in all 12 games and made seven starts...Hauled in 52 catches for 532 yards and two touchdowns...Led the team in catches (52) which was the most at Kent State since 2014, second in receiving yards (532)...Caught three passes and scored a touchdown in first game back since 2015 at Illinois (9/1)...Tied career-high with three six-reception games (Ole Miss, Ohio, Bowling Green)...Had a career-high 73 receiving yards with a touchdown at Bowling Green (10/30)...Finalist for Uplifting Athletes Rare Disease Champion Award...Orange Bowl-FWAA Courage Award nominee.

**2016 & 2017**

Did not attend Kent State due to medical condition.

**2015 Freshman Season**

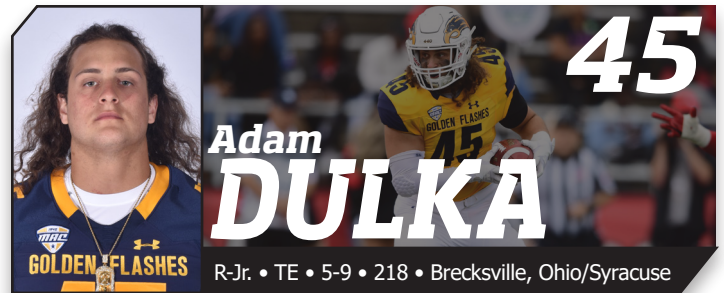
Led team with 355 receiving yards on 26 catches...Made his career debut and scored a 20-yard touchdown on his first catch against Delaware State (9/12)...Scored first rushing touchdown (47 yards) against Marshall (9/26)...Had a 75-yard touchdown run against Miami (10/3)...Had 40-yard catches in back-to-back games against Bowling Green and Buffalo.

**Prior to Kent State**

Named to all-state team and all-district first team as a defensive back...Team captain and team MVP...Caught 48 passes for 639 yards and eight touchdowns in 2014...Ran for 343 yards on just 23 carries as a senior...Totaled 1,500 all-purpose yards as a senior...Named WINK News Player of the Year...Won the Naples Daily News Broxson Player of the Year Award...Helped South Fort Myers to three district championships...Also played basketball and track...District and conference champion in the 100 meter.

**ANTWAN DIXON'S CAREER STATISTICS****RUSHING/RECEIVING**

Year	G/GS	Att.	Yds.	TD	Lg.	Avg.	Rec.	Yds.	TD	Lg.	Avg.
2015	9/0	11	162	2	75	14.7	26	355	1	44	13.7
2018	12/7	5	8	0	11	1.6	52	532	2	47	10.2
<b>Career</b>	<b>21/7</b>	<b>16</b>	<b>170</b>	<b>2</b>	<b>75</b>	<b>10.6</b>	<b>78</b>	<b>887</b>	<b>3</b>	<b>47</b>	<b>11.4</b>

**2018 Sophomore Season**

Played in all 12 games and made two starts...Hauled in eight catches for 86 yards and a touchdown...Made first career catch, a 15-yard reception, in Kent State debut at Illinois (9/1)...Had a career high two catches and a career-high 29 yards against Howard (9/8)...Scored first career touchdown on a 12-yard catch at Ball State (9/29)...Made first career start against Akron (10/20).

**Prior to Kent State**

Spent two seasons at Syracuse...Appeared in two games in 2017 for the Orange on special teams...Two-time member of the Syracuse University Athletic Director's Honor Roll...Prepped at University School and coached by Ben Malbasa...Played both linebacker and fullback for four seasons...Earned All-Ohio Special Mention and News-Herald Honorable Mention honors at linebacker as a senior...Selected to play in the 2016 Cuyahoga County East-West All-Star Game...Registered 110 tackles and averaged six yards per carry during senior season...As a junior, recorded 106 tackles and was named to the All-Northeast Ohio Division III Second Team...Team MVP and captain.

**ADAM DULKA'S CAREER STATISTICS****RECEIVING/RUSHING**

Year	G/GS	Rec.	Yds.	TD	Lg.	Avg.	Att.	Yds.	TD	Lg.	Avg.
2018	12/2	8	86	1	15	10.8	1	1	0	1	1.0
<b>Career</b>	<b>12/2</b>	<b>8</b>	<b>86</b>	<b>1</b>	<b>15</b>	<b>10.8</b>	<b>1</b>	<b>1</b>	<b>0</b>	<b>1</b>	<b>1.0</b>



## 2018 Freshman Season

Redshirted

### Prior to Kent State

Helped Phillips High School to a state championship in two of final three seasons...Played both running back and middle linebacker in high school... During high school career was named an all-american, all-state, all-city and all-conference player...In senior season ran for 25 touchdowns and 1,300 yards and made 142 tackles and intercepted two passes as a linebacker...Named 2017 State Championship Player of the Game, totaling 76 rushing yards with two touchdowns, an interception and a fumble recovery for a touchdown... Junior season made 110 tackles with three interceptions and also scored five touchdowns...Also lettered in basketball, wrestling and track at Phillips.



## 2019 Senior Season

Named to Phil Steele's Preseason All-MAC Second Team.

### 2018 Junior Season

Played in all 12 games and made 11 starts...Recorded 36 tackles, 5.0 tackles for loss, 1.0 sacks, one interception, pass broken up and quarterback hurry... Had first career sack with 2.0 tackles for loss against Howard (9/8)...Wrapped up a season-high six tackles at Ball State (9/29)...Made first career interception against Ohio (10/6)...Team captain and earned single-digit jersey... Named to Athlon's Preseason All-MAC Fourth Team...Made the transition from defensive end to linebacker.

### 2017 Sophomore Season

Started the first seven games of the year before sidelined for the remainder of the season with an injury...Totalled 28 tackles with 3.5 tackles for loss, 0.5 sacks, three passes broken up and one forced fumble...Led the team with a career-high eight tackles in win over Howard (9/8), including 2.0 tackles for loss and a forced fumble...Made first career start at Clemson (9/2)...Recorded six tackles at Marshall (9/16)...Registered 0.5 sacks with a pass broken up in a win against Miami (10/14).

### 2016 Redshirt Freshman

Played in all 12 games...Made seven tackles with 0.5 sacks...Recorded 0.5 sacks in a win against Monmouth (9/17).

### 2015 Freshman Season

Redshirted

### Prior to Kent State

Earned All-Stark County honors in junior and senior seasons...Made 98 tackles in only seven games as a senior, including 13 tackles for loss...Had 15 tackles for loss as junior with six sacks and 82 total tackles...Two-time selection for Blue-Grey All-American Bowl...Helped McKinley to back-to-back conference titles...Was a three-year letterwinner and captain on McKinley's baseball team...Also played basketball.

## NICK FAULKNER'S CAREER STATISTICS

### DEFENSE

Year	G/GS	UT	AT	TT	TFL/Yds.	QBS/Yds.	FF/FR	INT/Yds.
2016	12/0	4	3	7	0.5/2	—	—	—
2017	7/7	10	18	28	3.5/20	0.5/4	1/0	—
2018	12/11	17	19	36	5.0/15	1.0/4	—	1/8
<b>Career</b>	<b>31/18</b>	<b>31</b>	<b>40</b>	<b>71</b>	<b>9.0/37</b>	<b>1.5/8</b>	<b>1/0</b>	<b>1/8</b>



## 2018 Sophomore Season

Played in all 12 games and made six starts...Registered 39 tackles with 2.0 tackles for loss, one interception and one quarterback hurry...Set a career-high eight tackles against Ohio (10/6)...Picked off first career pass to seal a victory at Bowling Green and also made first career tackle for loss (10/30)... Tied career-high with eight tackles against Toledo (11/15)...Transitioned to playing linebacker full-time.

### 2017 Freshman Season

Played in all 12 games and made one start...Saw action on both sides of the ball as a running back and linebacker...Defensively totaled four tackles and one quarterback hurry...Ran for 170 yards on 53 carries with two touchdowns...Made two tackles and ran for 21 yards in collegiate debut against No. 5 Clemson (9/2)...Scored first two career touchdowns in fourth quarter against Howard (9/9)...Ran for a career-high 45 yards against No. 19 Louisville (9/23)...Recorded three carries and 22 yards against Central Michigan (11/14) and Akron (11/21)...Saw first action of career at defensive end at Western Michigan (11/8).

### Prior to Kent State

AP Div. V All-State First Team selection...Miami Valley Conference Offensive Player of the Year...Earned all-conference second team honors on defense... Cincinnati Enquirer Offensive Player of the Year...Helped Cincinnati Hills Christian Academy to conference title...Team captain in both football and basketball...Senior season had 1,768 rushing yards and 31 touchdowns, also made 20 receptions for 462 yards and four touchdowns.

## KESEAN GAMBLE'S CAREER STATISTICS

### DEFENSE

Year	G/GS	UT	AT	TT	TFL/Yds.	QBS/Yds.	FF/FR	INT/Yds.
2017	12/1	2	2	4	—	—	—	—
2018	12/6	30	9	39	2.0/5	—	—	1/0
<b>Career</b>	<b>24/7</b>	<b>32</b>	<b>11</b>	<b>43</b>	<b>2.0/5</b>	<b>—</b>	<b>—</b>	<b>1/0</b>

### RUSHING

Year	G/GS	Att.	Yds.	TD	Lg.	Avg.
2017	12/1	53	170	2	11	3.2
<b>Career</b>	<b>12/1</b>	<b>53</b>	<b>170</b>	<b>2</b>	<b>11</b>	<b>3.2</b>



**2018 Junior Season**

Played in eight games, starting in six...Started all six games at left tackle.

**2017 Sophomore Season**

Played in all 12 games and started eight...Made collegiate debut at No. 5 Clemson (9/2)...Made first career start against Buffalo (9/30)...Started eight games at right tackle.

**2016 Redshirt Freshman**

Did not see action.

**2015 Freshman Season**

Redshirted

**Prior to Kent State**

Named to All-Lorain County First Team in junior and senior seasons...Earned spots on all-conference and all-district teams in junior and senior seasons...Team captain...Made 47 tackles and two sacks as a senior...Wingspan is 6-8, longest among his class...Played on both the offensive and defensive lines...Also a team captain on Wellington's basketball team and competed in track & field.

**2018 Freshman Season**

Redshirted

**Prior to Kent State**

As a senior completed 68 percent of passes for 2,765 yards with 33 touchdowns to just five interceptions and also added seven rushing touchdowns...Led Vanguard to an 11-1 record as a senior...Ocala Star Banner Offensive Player of the Year...Florida Athletic Coaches Association District 7 Player of the Year and First Team.

**2018 Season**

Sat out the season due to injury.

**2017 Sophomore Season**

Played in 12 games and made six starts...Made first career start at No. 5 Clemson (9/2)...Started all six games at left guard.

**2016 Freshman Season**

Played in nine games.

**Prior to Kent State**

All-Ohio Second Team...First team selections to all-district, All-Federal League, All-Stark County and Northeast Ohio Inland teams...Team captain...Member of Massillon Perry's state runner-up team...Played both offense and defense...Named team's offensive player of the week five times...Played in North-South Game...Also wrestled, helping Perry to a state championship.

**2018 Freshman Season**

Played in four games, starting one...Took advantage of new NCAA rule and took a redshirt...Registered five tackles, one tackle for loss and one quarterback hurry...Saw first action of career against Ohio (10/6)...Made first career start at Miami (10/13)...Recorded career-high three tackles with first tackle for loss against Toledo (11/15).

**Prior to Kent State**

Member of 9-2 state playoff team his senior year at Oscar A. Carlson High School...Named Second Team All-State and All-Region his senior season...Three-time member of the All-Downriver Conference team...Lettered in football, basketball and track...Rated a 3-star recruit out of high school by 247sports.com.

**MATT HARMON'S CAREER STATISTICS****DEFENSE**

Year	G/GS	UT	AT	TT	TFL/Yds.	QBS/Yds.	FF/FR	INT/Yds.
2018	4/1	3	2	5	1.0/4	—	0/1	—
Career	4/1	3	2	5	1.0/4	—	0/1	—



## 2019 Senior Season

Earned the Jack Lambert Award as the most improved player on defense during the spring.

## 2018 Junior Season

Played in 10 games...Recorded 15 tackles with one sack...Registered a season-high four tackles with one tackle for loss at Ole Miss (9/22).

## 2017 Sophomore Season

Played in eight games, starting three...Made seven tackles, including three solo stops.

## 2016 Redshirt Freshman Season

Played in all 12 games...Made 19 tackles with 10 solo stops and a tackle for loss.

## 2015 Freshman Season

Redshirted

## Prior to Kent State

Named to all-state second team...Earned all-district honors in three seasons... Team captain...Made 58 tackles as a senior, including six sacks...Made 43 tackles as a junior...Named Freshman of the Year at Boswell...Finished seventh in state powerlifting competition...Also threw shot put.

## DOMINIC HILL'S CAREER STATISTICS

### DEFENSE

Year	G/GS	UT	AT	TT	TFL/Yds.	QBS/Yds.	FF/FR	INT/Yds.
2016	12/0	10	9	19	1.0/2	-	-	-
2017	8/3	3	4	7	0.5/3	-	-	-
2018	10/0	9	6	15	1.0/5	1.0/5	-	-
<b>Career</b>	<b>30/3</b>	<b>22</b>	<b>19</b>	<b>41</b>	<b>2.5/10</b>	<b>1.0/5</b>	<b>-</b>	<b>-</b>



## 2019 Junior Season

Named to Phil Steele's Preseason All-MAC Third Team.

## 2018 Sophomore Season

Played and started in 11 games...Totaled 41 tackles, 2.0 tackles for loss, 1.0 sack, seven passes broken up and one interception...Finished 10th in the MAC with eight passes defended...Had a 26-yard interception return at No. 10 Penn State (9/15)...Wrapped up a career-high seven tackles at Ole Miss (9/22)...Broke up two passes with four tackles in a win at Bowling Green (10/30)...One of two recipients of single-digit jersey in spring.

## 2017 Freshman Season

Played in all 12 games and made one start...Registered 18 tackles, 1.0 tackle for loss, 1.0 sack, one interception, one pass broken up, one fumble recovery and one forced fumble...Forced and recovered a fumble at Louisville (9/23)... Recorded first career interception on the third play of the game with a 14-yard return in a win over Miami (10/14)...Had first career sack and tackles for loss among a career-high five tackles against Akron (11/21)...Made first career start against Central Michigan (11/14)...Made collegiate debut at No. 5 Clemson (9/2).

## Prior to Kent State

Three-star recruit as rated by multiple scouting agencies...Went undefeated as a part of the IMG Academy Ascenders football team (20-0)...The Ascenders finished as the No. 1 team in the MaxPreps south region football computer rankings and No. 4 team in the nation...During junior and senior seasons, combined to made 51 tackles with four interceptions, two forced fumbles and one fumble recovery...Also broke up 16 passes and scored two defensive touchdowns.

## ELVIS HINES' CAREER STATISTICS

### DEFENSE

Year	G/GS	UT	AT	TT	TFL/Yds.	QBS/Yds.	FF/FR	INT/Yds.
2017	12/1	10	8	18	1.0/9	1.0/9	1/1	1/14
2018	11/11	31	10	41	2.0/6	1.0/4	-	1/26
<b>Career</b>	<b>23/12</b>	<b>41</b>	<b>18</b>	<b>59</b>	<b>3.0/15</b>	<b>2.0/13</b>	<b>1/1</b>	<b>2/40</b>



## 2018 Junior Season

Played in three games...Made one tackle at Buffalo (11/6).

## 2017 Sophomore Season

Played in all 12 games...Made nine tackles with 2.5 tackles for loss and a forced fumble...Recorded 1.5 tackles for loss and forced a fumble at Northern Illinois (10/7)...Had two stops with a tackle for loss at Western Michigan (11/8).

## 2016 Redshirt Freshman Season

Played in three games, making two tackles.

## 2015 Freshman Season

Redshirted

## Prior to Kent State

Earned all-district first team honors...Team captain...Named Venice's defensive line MVP as a senior...Made 103 tackles during senior year with six sacks and two forced fumbles...Helped Venice to conference title as a senior... Becomes third Kent State player from Venice High School in recent years, joining Josh Boyle and Dri Archer...Also played offensive line...Also a member of track & field and weightlifting teams at Venice.

## ALEX HOAG'S CAREER STATISTICS

### DEFENSE

Year	G/GS	UT	AT	TT	TFL/Yds.	QBS/Yds.	FF/FR	INT/Yds.
2016	3/0	1	1	2	-	-	-	-
2017	12/0	6	3	9	2.5/9	-	1/0	-
2018	3/0	0	1	1	-	-	-	-
<b>Career</b>	<b>18/0</b>	<b>7</b>	<b>5</b>	<b>12</b>	<b>2.5/9</b>	<b>-</b>	<b>1/0</b>	<b>-</b>





**Raymond  
JAMES**

R-So. • WR • 5-11 • 171 • Dayton, Ohio/Wayne

### 2018 Redshirt Freshman Season

Played in one game.

### 2017 Freshman Season

Played in nine games...Led the team with 11 punt returns, totaling 52 yards...Made season-long return of 16 yards at Marshall (9/16)...Returned four kickoffs for 58 yards...Returned season-long 22 yard return at Northern Illinois (10/7)...Had one carry for five yards.

### Prior to Kent State

Played wide receiver, cornerback, running back, kick returner and punt returner at Wayne H.S....Member of 2016 conference championship team, which won two games in the OHSAA Playoffs...Earned all-conference second team honors...Also played basketball in high school.



**Daniel  
JOHNSON**

R-Fr. • OL • 6-5 • 265 • London, Ontario/Catholic Central

### 2018 Freshman Season

Redshirted

### Prior to Kent State

Earned Bob Goodard Award as the top player in the conference...Was a member of two conference championship teams...No. 9 ranked Canadian football prospect by Canadian Football Chat...Selected Canada First Team Defense his senior season...Member of London City Championship team in 2017.



**Mandela  
LAWRENCE-BURKE**

R-Jr. • LB • 6-0 • 185 • Steubenville, Ohio/Steubenville

### 2018 Junior Season

Made transition in the spring from safety to wide receiver...Played in four games...Made two receptions for 13 yards...Hauled in first career catch, a nine-yard reception, at Illinois (9/1).

### 2017 Sophomore Season

Played in all 12 games and made 11 starts at safety...Finished second on the team with 76 tackles and recorded 6.5 tackles for loss, 0.5 sacks, one interception and one fumble recovery...Made first career start against Howard (9/9) and made three tackles with 1.5 tackles for loss...Recorded a career-high 11 tackles at Marshall (9/16)...Intercepted a pass and had nine tackles with 2.0 tackles for loss against Buffalo (9/30)...Matched career-high of 11 tackles in win over Miami (10/14)...Had a fumble recovery against Central Michigan (11/14)...Made eight tackles with 1.0 tackle for loss against Bowling Green (10/31)...Led the team in tackles against Buffalo (9/30) and Miami (10/14).

### 2016 Freshman Season

Played in all 12 games, mainly on special teams...Made seven tackles.

### Prior to Kent State

Earned All-Ohio Special Mention...Named to All-East District First Team...Captain on Steubenville's state runner-up team...Made 93 tackles as a senior, including 17 in state title game...Played both ways for Steubenville, seeing action at quarterback...Also a captain on Steubenville's basketball team.

### MANDELA LAWRENCE-BURKE'S CAREER STATISTICS

#### DEFENSE

Year	G/GS	UT	AT	TT	TFL/Yds.	QBS/Yds.	FF/FR	INT/Yds.
2016	12/0	3	4	7	—	—	—	—
2017	12/11	34	42	76	6.5/24	0.5/8	0/1	1/1
<b>Career</b>	<b>24/11</b>	<b>37</b>	<b>46</b>	<b>83</b>	<b>6.5/24</b>	<b>0.5/8</b>	<b>0/1</b>	<b>1/1</b>

#### RECEIVING/RUSHING

Year	G/GS	Rec.	Yds.	TD	Lg.	Avg.	Att.	Yds.	TD	Lg.	Avg.
2018	4/0	2	13	0	9	6.5	—	—	—	—	—
<b>Career</b>	<b>4/0</b>	<b>2</b>	<b>13</b>	<b>0</b>	<b>9</b>	<b>6.5</b>	<b>—</b>	<b>—</b>	<b>—</b>	<b>—</b>	<b>—</b>



**Theo  
MAJETTE**

Sr. • DE • 5-11 • 238 • West Bloomfield, Mich/W. Bloomfield

### 2018 Junior Season

Played in all 12 games...Registered 24 tackles, 5.5 tackles for loss, 4.5 sacks, one forced fumble and six quarterback hurries...Led the team in sacks (4.5) and quarterback hurries (6) and tied for third in tackles for loss (5.5)...Made two stops with a sack and a season-high two quarterback hurries against Howard (9/8)...During a four-game stretch had 11 tackles and 4.5 tackles for loss against Ohio, Miami, Akron and Bowling Green...Had a career-game with four tackles, a career-best two sacks and a forced fumble in a win at Bowling Green (10/30).

### 2017 Sophomore Season

Played in 10 games, starting one...Made first career start against Bowling Green (10/31)...Totaled 17 tackles, 6.5 tackles for loss and 4.0 sacks...Made four tackles with 1.0 sack at Northern Illinois (10/7)...Finished with 2.5 tackles for loss and 1.5 sacks at Western Michigan (11/8).

### 2016 Freshman Season

Played in 11 games...Made three tackles and a half tackle for loss.

### Prior To Kent State

All-Michigan First Team...Detroit Free Press All-State Dream Team... Totaled 16 sacks and 30 tackles for loss...Helped West Bloomfield to league and conference championships...Two-time all-conference selection.



## THEO MAJETTE'S CAREER STATISTICS

### DEFENSE

Year	G/GS	UT	AT	TT	TFL/Yds.	QBS/Yds.	FF/FR	INT/Yds.
2016	10/0	1	2	3	0.5/3	0.5/3	-	-
2017	10/1	10	7	17	6.5/31	4.0/23	-	-
2018	12/0	18	6	24	5.5/40	4.5/39	1/0	-
Career	32/1	29	15	44	12.5/74	9.0/65	1/0	-




**2**

**Will MATTHEWS**

R-Sr. • RB • 5-7 • 201 • Destrehan, La./Destrehan

### 2018 Junior Season

Played in all 12 games and made one start...Carried the ball 29 times for 115 yards and a touchdown...Also hauled in five receptions for 47 yards...Caught a season-best three passes for 26 yards in the season opener at Illinois (9/1)...Ran for 46 yards including a 16-yard touchdown run in a win over Howard (9/8)...Had a season-high 49 rushing yards with two catches for 21 yards at Ball State (9/29)...Saw action as a return man and returned two kicks for 46 yards against Ohio (10/6)...Team captain and earned single-digit jersey.

### 2017 Sophomore Season

Played in nine games and made eight starts...Ran for 188 yards on 54 carries and scored one touchdown...Caught five passes for 71 yards...Scored first career rushing touchdown and made three catches for 33 yards against Bowling Green (10/31)...Rushed for a career-high 64 yards against Howard (9/9), including 54 yards in the fourth quarter...Made season-high 36-yard reception at Ohio (10/21)...Earned Ramser Award in spring for exemplifying qualities of courage, dedication, attitude and commitment.

### 2016 Redshirt Freshman Season

Named to Academic All-MAC Team...Played in nine games, making five starts...Rushed for 138 yards and had 63 receiving yards...Had a career-long 48-yard catch at Miami (10/15)...Rushed for 62 yards on five carries at Buffalo (10/8)...Played in first game at Penn State (9/3).

### 2015 Freshman Season

Redshirted

### Prior to Kent State

All-District First Team honors in junior and senior seasons...All-state honors as a senior and all-state honorable mention as a junior...Named River Parish Player of the Year...Team captain...Ran for 1,924 yards and 29 touchdowns as a senior...Ran for 1,473 yards and 27 touchdowns as a junior...Ran for 946 yards and 15 touchdowns as a sophomore...Destrehan finished as state runner-up in his senior year and district champions his junior year...Also a captain on track & field team, winning district titles in the shot put and 4x100 relay...Made the honor roll all four years of high school.

## WILL MATTHEWS' CAREER STATISTICS

### RUSHING/RECEIVING

Year	G/GS	Att.	Yds.	TD	Lg.	Avg.	Rec.	Yds.	TD	Lg.	Avg.
2016	9/2	31	138	0	51	4.5	3	91	0	48	30.3
2017	9/8	54	188	1	25	3.5	5	71	0	36	14.2
2018	12/1	29	115	1	21	4.0	5	47	0	19	9.4
Career	18/10	114	441	2	51	3.9	13	209	0	48	16.1




**83**

**Lon'kevious MCFADDEN**

R-Fr. • WR • 6-4 • 201 • Pahokee, Fla./Pahokee

### 2018 Redshirt Freshman Season

Played in three games and took a redshirt...Made six receptions for 94 yards...Saw action in the last three games of the season and made first collegiate appearance at Buffalo (11/6)...Caught two passes for a career-high 81 yards with a career-long 60-yard reception against Toledo (11/15).

### Prior to Kent State

Helped Pahokee High School to a 2016 1A state championship and 16-0 record.

## LON'KEVIOUS MCFADDEN'S CAREER STATISTICS

### RECEIVING/RUSHING

Year	G/GS	Rec.	Yds.	TD	Lg.	Avg.	Att.	Yds.	TD	Lg.	Avg.
2018	3/0	6	94	0	60	15.7	-	-	-	-	-
Career	3/0	6	94	0	60	15.7	-	-	-	-	-




**23**

**Isaiah MCKOY**

So. • WR • 6-3 • 182 • Brooklyn, N.Y./Norcross (Ga.)

### 2018 Freshman Season

Played in 11 games and made eight starts...Had 42 receptions for 423 yards and three touchdowns...Scored first career touchdown as part of a four-catch, 74-yard game in a win over Howard (9/8)...Recorded first career start at Penn State (9/15)...Caught a career-high 10 passes at Ball State (9/29), which was the most by a Kent State player all season...On the first play of the game, made a 75-yard touchdown reception against Ohio (10/6)...Against the Bobcats, set career-high with 118 receiving yards, which was the most by a Kent State player all season...Made a 19-yard touchdown grab to bring Kent State within a possession against Toledo (11/15).

### Prior to Kent State

Rated a three-star prospect according to 247sports.com...Made 23 receptions for 520 yards and eight touchdowns his senior year at Norcross.

## ISAIAH MCKOY'S CAREER STATISTICS

### RECEIVING/RUSHING

Year	G/GS	Rec.	Yds.	TD	Lg.	Avg.	Att.	Yds.	TD	Lg.	Avg.
2018	11/8	42	423	3	75	10.1	-	-	-	-	-
Career	11/8	42	423	3	75	10.1	-	-	-	-	-




**Montre MILLER** 21

R-Fr. • CB • 5-10 • 161 • Blythwood, S.C./Westwood

**2018 Redshirt Freshman Year**

Played in four games and made one start while taking a redshirt...Registered five tackles and two passes broken up...Made collegiate debut at Bowling Green (10/30)...Recorded first career start against Eastern Michigan (11/23)...Set career-highs with five tackles and two passes broken up against Eastern Michigan (11/23).

**Prior to Kent State**

Rated a three-star by 247Sports and the No. 23 player in the state of South Carolina...Made 51 receptions for 606 yards and seven touchdowns as a senior at Westwood High School...During high school career, made 125 catches for 1,652 yards and 18 touchdowns...Member of Westwood team that reached the second round of the state playoffs his senior year.

**MONTRE MILLER'S CAREER STATISTICS****DEFENSE**

Year	G/GS	UT	AT	TT	TFL/Yds.	QBS/Yds.	FF/FR	INT/Yds.
2018	4/1	4	1	5	—	—	—	—
Career	4/1	4	1	5	—	—	—	—




**Nathan MONNIN** 67

Jr. • OL • 6-5 • 270 • Piqua, Ohio/Piqua

**2018 Sophomore Season**

Played in all 12 games and made nine starts...Started the last eight games of the season at guard...Earned first career start against Howard (9/8)...Made the transition from tight end to offensive line.

**2017 Freshman Season**

Played in nine games...Made first career appearance against Louisville (9/23).

**Prior to Kent State**

Associated Press 2016 Division III All-Ohio First Team...2016 first team All-GWOC North honors for both offense and defense...His junior season made 14 receptions for 178 yards with one touchdowns and also made 40 tackles with 3.5 sacks and three fumble recoveries...Three-time all-conference team selection, including first team honors in junior and senior seasons...Two-time all-conference selection and team captain on Piqua basketball team.




**Mike MORRIS** 62

R-Fr. • OL • 6-1 • 282 • Dayton, Ohio/IMG Academy

**2018 Freshman Season**

Redshirted

**Prior to Kent State**

Academic Scholar-Athlete in senior year at Oakwood High School...Played post-grad season at IMG Academy in Bradenton, Florida and went 10-0.




**A.J. MUSOLINO** 19

R-So. • LB • 6-3 • 215 • Struthers, Ohio/Struthers

**Career**

Academic All-MAC (2018)

**2018 Redshirt Freshman Season**

Academic All-MAC...Played in 10 games and saw action on special teams...Made collegiate debut at No. 10 Penn State (9/15)...Registered first career tackle against Ohio (10/6).

**2017 Freshman Season**

Redshirted

**Prior to Kent State**

AP Northeast Ohio Inland District Defensive Player of the Year for Division IV...Named 2016 AP All-State First Team...MaxPreps/JJ Huddle Ohio High School All-Ohio First Team Defense...Two-time conference Player of the Year...Third team all-state as a junior and honorable mention as a sophomore...Youngstown Vindicator Defensive Player of the Year...Three-time all-conference and all-region selection...Named WKBN Big 22 Class of 2016...Team captain...Helped Struthers to conference title in 2016...Also played basketball at Struthers...Holds school record for career total yards (5,200) and total touchdowns (66), five interceptions, 164 tackles...Made 77 tackles as a senior, 5.5 TFL, two interceptions, five forced fumbles, three fumbles recovered...Also rushed for 1,260 yards and 21 TDs as a senior, throwing for 550 yards and four TDs.

**AJ MUSOLINO'S CAREER STATISTICS****DEFENSE**

Year	G/GS	UT	AT	TT	TFL/Yds.	QBS/Yds.	FF/FR	INT/Yds.
2018	10/0	1	0	1	—	—	—	—
Career	10/0	1	0	1	—	—	—	—





#### 2018 Redshirt Freshman Season

Played in 10 games...Saw action primarily on special teams...Made his first appearance against Illinois (9/1).

#### 2017 Freshman Season

Redshirted



#### 2019 Senior Season

Named to Phil Steele's Preseason All-MAC Second Team.

#### 2018 Junior Season

Played in all 12 games, snapping on all kicks and punts...Named to Academic All-MAC Team.

#### 2017 Sophomore Season

Named to Academic All-MAC Team...Played in first seven games, snapping on all punts and kicks...Made solo tackles on punts in five different games.

#### 2016 Freshman Season

Played in four games.

#### Prior to Kent State

Named to Suburban League all-conference team...Two-way starter at tight end and defensive end...Earned all-district honors...Helped Hudson to state semifinal appearances in 2014 and 2015...Team captain as a senior...Claimed team's Dante Lavelli Award for leadership...Earned three varsity letters in football at Hudson and two letters in lacrosse.



#### Career

Academic All-MAC (2017)

#### 2019 Senior Season

Named to Athlon's preseason All-MAC First Team Defense and All-MAC Third Team Specialists...Named to Phil Steele's preseason All-MAC Second Team Cornerback and All-MAC Fourth Team Kick Returner.

#### 2018 Junior Season

Started all 12 games...Registered 83 tackles, one tackle for loss, two interceptions, seven passes broken up and one fumble recovery...Led the team in interceptions (2) and passes defended (9) and third in tackles (83)...Ranked tied for seventh in the MAC in passes defended, tied for eighth in interceptions and tied for 16th in tackles...Tied a career-high with 12 tackles at Ole Miss (9/22)...Intercepted first pass of the year in the second quarter of a win over Howard (9/8)...Picked off a pass in the red zone and had a 20-yard return at Ole Miss (9/22)...Recorded 0.5 tackles for loss at Buffalo (11/6) and against Eastern Michigan (11/23)... Had a fumble recovery and returned it 16 yards for a touchdown against Eastern Michigan (11/23)... Returned kicks the last two games of the season and had 10 returns for a team-leading 301 yards...Had 164 return yards, which is tied for fifth most in a game in school history, against Toledo (11/15)... Set career-record with a 64-yard return against Eastern Michigan (11/23)...Team captain...Named to Athlon's Preseason All-MAC Third Team.

#### 2017 Sophomore Season

Named to Academic All-MAC Team...Totaled 57 tackles, 2.0 tackles for loss, 1.0 sack, one interception, one forced fumble and 11 passes broken up... Led the team in passes broken up (11) and finished fourth in tackles (57)... Played in 11 games and started 10...Intercepted a pass and had two pass breakups in win over Miami (10/14)...Made 12 tackles and broke up four passes at Marshall (9/16)...Forced a fumble and made seven solo tackles at No. 19 Louisville (9/23)...Recorded a sack at Akron (11/21).

#### 2016 Freshman Season

Played in all 12 games and started seven...Made 28 tackles with one tackle for loss, one sack, three interceptions, one pass broken up and one quarterback hurry...Intercepted three passes in final two games...Picked off two passes at Bowling Green (11/15)...Recorded first career blocked field goal in win at Central Michigan (10/29)...Registered first career sack against Monmouth (9/17)...Made first career start against Akron (10/1), making four tackles... Made collegiate debut at Penn State (9/3).

#### Prior to Kent State

Named to All-New Jersey Third Team...Earned All-South Jersey First Team honors...Three-time all-conference first team selection...Helped Camden Catholic to conference championship...Captain of both football and basketball teams...Made seven career interceptions and had 65 tackles as a senior...Also played offense, totaling 33 career touchdowns and 2,500 all-purpose yards.



**JAMAL PARKER'S CAREER STATISTICS****DEFENSE**

Year	G/GS	UT	AT	TT	TFL/Yds.	QBS/Yds.	FF/FR	INT/Yds.
2016	12/7	21	7	28	1.0/9	1.0/9	—	3-57
2017	11/10	40	17	57	2.0/18	1.0/13	1/0	1/1
2018	12/12	52	31	83	1.0/0	—	0/1	2/20
<b>Career</b>	<b>35/29</b>	<b>113</b>	<b>55</b>	<b>168</b>	<b>4.0/27</b>	<b>2.0/22</b>	<b>1/1</b>	<b>6/78</b>

**2018 Junior Season**

Played in five games...Registered nine tackles and two passes broken up... Set a career-high with four tackles against Eastern Michigan (11/23).

**2017 Sophomore Season**

Appeared in nine games...Made two tackles at No. 5 Clemson (9/2).

**2016 Freshman Season**

Made collegiate debut at Penn State (9/3)...Made first career start against Monmouth (9/17)...Totaled four tackles and 1.0 tackle for loss...Recorded first career tackle for loss against Northern Illinois (11/25).

**Prior to Kent State**

Named to all-region team...Helped Tucker to three regional championships and a state runner-up finish...Team captain...Recorded 59 tackles and six interceptions...A four-sport athlete in high school, competing in basketball, baseball and track & field.

**AKEAM PETERS' CAREER STATISTICS****DEFENSE**

Year	G/GS	UT	AT	TT	TFL/Yds.	QBS/Yds.	FF/FR	INT/Yds.
2016	12/1	4	0	4	1.0/3	—	—	—
2017	9/0	1	1	2	—	—	—	—
2018	5/0	8	1	9	—	—	—	—
<b>Career</b>	<b>26/1</b>	<b>13</b>	<b>2</b>	<b>15</b>	<b>1.0/3</b>	<b>—</b>	<b>—</b>	<b>—</b>

**2019 Junior Season**

Earned the Matt Ramser Award, for exemplifying the qualities of courage, dedication, attitude and commitment.

**2018 Sophomore Season**

Played in all 12 games and made four starts...Made 50 tackles, 3.0 tackles for loss, two fumble recoveries, one forced fumble and one quarterback hurry... Led the team in fumble recoveries (2) and fifth in tackles (50)...Recovered first career fumble while playing special teams on a punt return at Miami

(10/13)...Earned first career start and made a career-high 12 stops and two tackles for loss against Akron (10/20)...Started the final four games of the season...Recovered second fumble of the year on second and goal from the two yard line at Buffalo (11/6)...Forced a fumble on the first drive of the game setting up a return for a touchdown against Eastern Michigan (11/23).

**2017 Freshman Season**

Played in 10 games...Totaled 10 tackles with three solo stops...Made seven tackles in collegiate debut at No. 5 Clemson (9/2).

**Prior to Kent State**

2016 Division I-II Associated Press All-State First Team...Helped Detroit Martin Luther King to back-to-back state championships...Team captain and Team Defensive MVP...All-city first team...Dale Harvel Leadership Award and earned all-academic football team award...Combined for over 100 tackles in junior and senior seasons...Led Detroit Martin Luther King in 2016 state championship game with 10 tackles and one sack.

**CEPEDA PHILLIPS' CAREER STATISTICS****DEFENSE**

Year	G/GS	UT	AT	TT	TFL/Yds.	QBS/Yds.	FF/FR	INT/Yds.
2017	10/0	3	7	10	—	—	—	—
2018	12/4	32	18	50	3.0/6	—	1/2	—
<b>Career</b>	<b>22/4</b>	<b>35</b>	<b>25</b>	<b>60</b>	<b>3.0/6</b>	<b>—</b>	<b>1/2</b>	<b>—</b>

**Career**

Two-time Academic All-MAC Team member (2017, 2018)

**2019 Senior Season**

Earned the Gerald and Victoria Read Award, given to the player who exemplifies hard work and dedication beyond the call of duty.

**2018 Junior Season**

Named to Academic All-MAC Team...Played in 11 games and made two starts...Caught 18 passes for 110 yards and three carries for 33 yards...In the season opener, totaled four catches for a season-high 32 yards at Illinois (9/1)...Threw an 18-yard touchdown to tie the game in the first quarter at Ole Miss (9/22)...Had one carry for season-long 24 yards at Ball State (9/29).

**2017 Sophomore Season**

Named to Academic All-MAC Team...Played in 10 games and made four starts...Hauled in seven catches for a total of 152 yards with one touchdowns... Also had 10 carries for 68 yards...Totaled 500 all-purpose yards...Caught 75-yard touchdown pass against Buffalo (9/30)...Had a 57-yard kickoff return against Howard (9/9)...Led the team with 57 total yards on punt returns and had a season-high return of 29 yards against Central Michigan (11/14)... Second on the team with 223 total kickoff return yards.

**2016 Freshman Season**

Played in 10 games, starting two...Caught 12 passes for 86 yards...Rushed for 128 yards on 20 carries...Returned eight kickoffs for 163 yards...Made collegiate debut at Penn State (9/3), including first career catch and a carry for 28 yards...Returned a kickoff 51 yards against North Carolina A&T (9/10)... Caught three passes for 36 yards at Buffalo (10/8).

## Prior to Kent State

All-Florida First Team...Co-MVP of All-District 16 Team...Helped Manatee to regional championship...Caught 40 passes for 842 yards and 12 touchdowns... Three-sport athlete, earning Team MVPs for football, basketball and track & field...State finalist in both the 100m and 200m dashes.

## KAVIOUS PRICE'S CAREER STATISTICS

### RECEIVING/RUSHING

Year	G/GS	Rec.	Yds.	TD	Lg.	Avg.	Att.	Yds.	TD	Lg.	Avg.
2016	10/2	12	86	0	18	7.2	20	128	0	28	6.4
2017	10/4	7	152	1	75	21.7	10	68	0	24	6.8
2018	11/2	18	110	0	28	6.1	3	33	0	24	11.0
Career	31/8	37	348	1	75	9.4	33	229	0	28	7.0

### KICK/PUNT RETURNS

Year	Ret	Yds.	Avg.	TD	Lg.	Ret.	Yds.	Avg.	TD	Lg.
2016	9	194	21.6	0	66	—	—	—	—	—
2017	12	223	18.6	0	57	7	57	8.1	—	29
2018	—	—	—	—	—	—	—	—	—	—
Career	21	417	19.9	0	66	7	57	8.1	—	29




**56**  
**Elijah RATLIFF**  
R-Fr. • OL • 6-3 • 286 • Reynoldsburg, Ohio/Reynoldsburg

## 2018 Freshman Season

Redshirted

## Prior to Kent State

Named First Team All-State, First Team All-Metro and All-Ohio Capital Conference his senior season...Registered 81 tackles with 13 sacks in senior campaign...Made 77 tackles with six sacks and was named the Team Defensive MVP as a junior...Selected to participate in Blue-Grey All-American Bowl... Member of 2015 state playoff team at Reynoldsburg...Lettered in football, wrestling and bowling.




**27**  
**Jae'Vante RAY**  
R-Sr. • DB • 5-10 • 165 • Akron, Ohio/Eastern Michigan

## 2018 Junior Season

Played in six games...Made two tackles with 1.0 tackles for loss...Recorded first career tackle for loss in the season-opener at Illinois (9/1)...Was awarded scholarship in offseason.

## 2017 Sophomore Season

Played in seven games...Made Kent State debut at No. 5 Clemson (9/2)... Recorded first career tackle against Howard (9/9).

## 2016

Sat out due to NCAA transfer rules.


## Prior To Kent State

Spent two seasons at Eastern Michigan...Earned second team All-City honors in three straight seasons at Ellet...Team captain as a senior and four-year letterwinner...Earned All-City Academic Award...Made 14 interceptions over three years along with a total of 147 tackles and four forced fumbles.

## JAE'VANTE RAY'S CAREER STATISTICS

### DEFENSE

Year	G/GS	UT	AT	TT	TFL/Yds.	QBS/Yds.	FF/FR	INT/Yds.
2017	6/0	1	0	1	—	—	—	—
2018	6/0	2	0	2	1.0/3	—	—	—
Career	12/0	3	0	3	1.0/3	—	—	—




**36**  
**Jeremiah SALAAM**  
So. • CB • 5-10 • 168 • Frostproof, Fla./Frostproof

## 2018 Freshman Season

Played in seven games and made one start...Registered seven tackles with 1.0 tackle for loss and one pass broken up...Recorded first career tackle and tackle for loss at Miami (10/13)...Made collegiate debut against Ohio (10/6)... Broke up first career pass in a win at Bowling Green (10/30)...Earned first start against Akron (10/20)...Made a career-high three tackles at Buffalo (11/6).

## Prior to Kent State

Rated a three-star prospect out of Frostproof High School by ESPN and Rivals.com...Also had offers from West Virginia, Ohio State, Ole Miss, Oklahoma, Notre Dame and Memphis...Member of back-to-back district championship teams...Named to The Ledger All-County team...Also lettered in basketball, weightlifting and track.

## JEREMIAH SALAAM'S CAREER STATISTICS

### DEFENSE

Year	G/GS	UT	AT	TT	TFL/Yds.	QBS/Yds.	FF/FR	INT/Yds.
2018	7/1	5	2	7	1.0/2	—	—	—
Career	7/1	5	2	7	1.0/2	—	—	—




**55**  
**Julian SAMS**  
So. • OL • 6-3 • 260 • Bealeton, Va./Liberty

## 2019 Sophomore Season

Named to Athlon's preseason All-MAC Fourth Team...Named to Phil Steele's preseason All-MAC Second Team.

## 2018 Freshman Season

Started all 12 games...Made 11 starts at left guard and one start at left tackle.

## Prior to Kent State

Named All-State as an offensive and defensive lineman his senior season...



Fauquier Times 2018 Liberty Boys Athlete of the Year...Integral part of 9-3 Class 4 Region C runner-up team his senior year...Made 81 tackles during senior season and 56 his junior year...Named First Team All-Region as an offensive and defensive lineman his junior season...Named Second Team All-Conference...Lettered four years in football and wrestling...Finished as the Virginia Class 4 heavyweight state championship runner-up his senior year.




**Jo-El SHAW**  
33  
Sr. • RB • 6-1 • 230 • Pittsburgh, Pa./Lackawanna C.C.  
GOLDEN FLASHES

### 2019 Senior Season

Named to Athlon's preseason All-MAC Third Team...Named to Phil Steele's preseason All-MAC Third Team.

### 2018 Junior Season

Played in 10 games and made four starts...Ran for 657 yards on 138 carries for seven touchdowns and caught nine receptions for 84 yards and two scores...Returned five kicks for 99 yards...Led the team in rushing yards (657) and tied for first in rushing touchdowns (7)...Ranked eighth in the MAC in all-purpose yards per game (84.0) and rushing yards per game (65.7)...Ran for over 100 yards four times (Howard, Bowling Green, Toledo and Eastern Michigan)...In collegiate debut, ran for 105 yards and three touchdowns in a win against Howard (9/8)...Became the first Kent State player to run for three touchdowns in their debut season since Eugene Jarvis in 2006...Caught a career-high three passes at No. 10 Penn State (9/15)...Hauled in first career receiving touchdown on an 18-yard pass from Kavious Price at Ole Miss (9/22)...Set a career-high with a 42-yard kickoff return at Ole Miss (9/22)...Ran for two touchdowns and caught one in a win at Bowling Green (10/30)...Became the first Golden Flash to have two three-touchdown games since Dri Archer in 2012...Ran for a career-long 76-yard touchdown against Toledo (11/15)...In the season finale, had career highs with 159 rushing yards on 31 carries against Eastern Michigan (11/23).

### Prior to Kent State

Spent two seasons at Lackawanna Community College...Ran for 848 total yards, averaged 94.2 yards per game and rushed for 11 touchdowns his sophomore year at Lackawanna...Named Northeast Football All-Conference First Team in sophomore year...Ran for a career-high 168 yards and had 45 receiving yards against Nassau Community College...During freshman year at Lackawanna, ran for 601 yards and seven touchdowns...Freshman year team finished the season 10-1 with their only loss coming in the Valley of the Sun Bowl...Played for NJCAA Hall of Fame coach Mark Duda at Lackawanna...Attended Woodland Hills High School in Pittsburgh...His senior season, scored 25 total touchdowns and ran for over 1,000 yards...Played in prestigious Big 33 Football Classic All-Star Game and rushed for 75 yards and a touchdown...As a senior, named to the 2015 All-State Class AAAA Team as a linebacker...Member of Woodland Hills team that finished 11-1 and qualified for the WPIAL Playoffs...Also lettered in track and field at Woodland Hills.

### JO-EL SHAW'S CAREER STATISTICS

#### RUSHING/RECEIVING

Year	G/GS	Att.	Yds.	TD	Lg.	Avg.	Rec.	Yds.	TD	Lg.	Avg.
2018	10/4	138	657	7	76	4.8	9	84	2	24	9.3
<b>Career</b>	<b>10/4</b>	<b>138</b>	<b>657</b>	<b>7</b>	<b>76</b>	<b>4.8</b>	<b>9</b>	<b>84</b>	<b>2</b>	<b>24</b>	<b>9.3</b>




**Keith SHERALD JR**  
15  
Jr. • CB • 5-9 • 174 • Waldorf, Md./Bishop McNamara  
GOLDEN FLASHES

### Career

Academic All-MAC (2018)

### 2019 Junior Season

Named to Athlon's preseason All-MAC Fourth Team.

### 2018 Sophomore Season

Academic All-MAC...Started all 12 games...Totaled 91 tackles, 5.5 tackles for loss, 3.0 sacks, six passes broken up, two forced fumbles, two quarterback hurries and one fumble recovery...Tied for the team lead in tackles (91), led in forced fumbles (2) and second in passes broken up (6)...Ranked tied for 11th in the MAC in tackles...Made five solo tackles in first start at Illinois (9/1)...Had a career-high 14 tackles at Miami (10/13).

### 2017 Freshman Season

Played in all 12 games, primarily on special teams...Made four tackles...Recorded first career tackle at No. 5 Clemson (9/2).

### Prior to Kent State

Washington Catholic Athletic Conference 2016 Honorable Mention...High School teammates with Xavier Williams...Also played basketball at Bishop McNamara...During senior season made 55 tackles, four interceptions, two fumble recoveries and 10 passes defended.

### KEITH SHERALD JR'S CAREER STATISTICS

#### DEFENSE

Year	G/GS	UT	AT	TT	TFL/Yds.	QBS/Yds.	FF/FR	INT/Yds.
2017	12/0	3	1	4	—	—	—	—
2018	12/12	62	29	91	5.5/23	3.0/16	2/1	—
<b>Career</b>	<b>24/12</b>	<b>65</b>	<b>30</b>	<b>95</b>	<b>5.5/23</b>	<b>3.0/16</b>	<b>2/1</b>	<b>—</b>




**Sebastian SPEAR**  
50  
R-Jr. • LB • 6-0 • 215 • Cleveland, Ohio/Ashland  
GOLDEN FLASHES

### 2018 Sophomore Season

Played in three games...In first career game made two tackles with 1.0 tackle for loss in win over Howard (9/8)...Missed the last half of the season due to an injury.

### Prior to Kent State

Spent one year on the Ashland football team before transferring to Kent State...In high school, made 75 solo stops with eight sacks as a senior at Parma High School...As a junior, made 50 solo tackles with 10 sacks...Lettered two years in football and wrestling.





**Pyrcce TAYLOR** 18  
R-So. • QB • 6-2 • 237 • Akron, Ohio/Buchtel

#### 2018 Redshirt Freshman Season

Did not see action.

#### 2017 Freshman Season

Redshirted

#### Prior to Kent State

Earned AP All-Northeast Ohio Inland District Honorable Mention.



**Matthew TRICKETT** 95  
So. • K • 6-0 • 191 • Cleveland, Ohio/St. Ignatius

#### Career

All-MAC First Team (2018)

#### 2019 Sophomore Season

Named to Athlon's preseason All-MAC First Team...Named to Phil Steele's preseason All-MAC First Team.

#### 2018 Freshman Season

Named to All-MAC First Team...Made 14-of-17 field goal attempts with a long of 49 yards...Punted 35 times for an average of 38.7 yards per punt and placed 11 inside the 20-yard line...Connected on 33-for-34 point after attempts...14 made field goals is the seventh-most in a single-season in program history...Recorded the sixth-best field goal percentage (.824) among freshman kickers in the country...Was a perfect 4-for-4, which is tied for the most field goals in a game in program history, against Ohio (10/6)...Drilled a 49-yard field goal with 0:00 remaining on the first half clock and is the longest field goal by a freshman in program history (10/6)...Named MAC Special Teams Player of the Week for his performance against Ohio (10/6)...Punted 11 times with a 50-yard kick at No. 10 Penn State (9/15)...Booted a career-long punt of 52 yards against Eastern Michigan (11/23).

#### Prior to Kent State

During senior season was named Kohl's Kicking National Player of the Week and News Channel 5 Student-Athlete of the Week...As a senior, was 15-for-23 on field goals and 46-for-47 on extra points...Made career-long 59 yard field goal his senior season, which is fourth all-time in OHSAA history...Also averaged 38.8 yards per punt and booted a career-long 59 yard punt...Finished high school career hitting 34-of-50 field goals and 129-of-130 point after tries...Member of 2016 team that was the OHSAA Division I state runner up and District and Regional Champions...Lettered in both football and soccer...Starting centerback on 2016 OHSAA Division I soccer state championship team...His junior year, the soccer team was ranked No. 1 nationally by USA Today.

#### MATTHEW TRICKETT'S CAREER STATISTICS

##### KICKING

Year	G	FGM	FGA	%	20-29	30-39	40+	Long
2018	12	14	17	82	6-7	7-7	1-3	49
<b>Career</b>	<b>12</b>	<b>14</b>	<b>17</b>	<b>82</b>	<b>6-7</b>	<b>7-7</b>	<b>1-3</b>	<b>49</b>

##### PUNTING

Year	G	Punts	Yards	Avg.	Long	TB	i20	50+
2018	12	35	1354	38.7	51	1	11	2
<b>Career</b>	<b>12</b>	<b>35</b>	<b>1354</b>	<b>38.7</b>	<b>51</b>	<b>1</b>	<b>11</b>	<b>2</b>



**Isaac VANCE** 27  
R-So. • RB • 5-9 • 174 • Las Cruces, N.M./Mayfield

#### 2018 Redshirt Freshman Season

Named to Academic All-MAC Team...Played in 11 games...Made first career appearance against Illinois (9/1)...Saw action primarily on special teams.

#### 2017 Freshman Season

Redshirted

#### Prior to Kent State

Two-time all-state first team selection as both a running back and defensive back...Named District 3-6 Player of the Year...Three-time all-district first team selection at running back...Helped Mayfield to back-to-back state runner-up finishes...Holds seven school records...Junior season ran for 2,067 rushing yards and 32 touchdowns and in sophomore campaign ran for 1,098 yards and 17 touchdowns...Two-year team captain...Also played basketball and baseball at Mayfield.



**Jamil VIAUD** 72  
Sr. • OL • 6-4 • 273 • Franklin Square, N.Y./Allan Hancock College

#### 2018 Junior Season

Played in nine games and made seven starts...Made first career start against Illinois (9/1).

#### Prior to Kent State

Transferred from Allan Hancock Community College in California...Named First Team-All Conference at Allan Hancock...Member of 7-2 team that clinched the American Pacific League Championship...Played for head coach Thomas Schiavo at Valley Stream North High School in Franklin Square, New York...Lettered in football, track, wrestling and lacrosse in high school.




**54**  
**Nate**  
**WARNOCK**  
Sr. • OL • 6-4 • 300 • LaPorte, Ind./St. Joseph's

**2018 Junior Season**

Started all 12 games at center...Made first career start at center against Illinois (9/1)...Part of offensive line that helped the Golden Flashes score 20 rushing touchdowns for the first time since 2012.

**2017 Sophomore Season**

Started in all 12 games at right guard...Made Kent State debut at Clemson (9/2).

**Prior to Kent State**

Played six games for St. Joseph's College in 2016...IFCA Class 6A First Team choice...Competed in the 6A All-Star Game...All-Duneland Athletic Conference First Team selection.




**97**  
**Zayin**  
**WEST**  
R-So. • DE • 6-1 • 246 • Midlothian, Va./Manchester

**2018 Redshirt Freshman Season**

Played in all 12 games...Registered six tackles and one quarterback hurry...Made first career appearance against Illinois (9/1)...Made two solo stops against Howard (9/8)...Broke up the first pass of his career at Bowling Green (10/30).

**2017 Freshman Season**

Redshirted

**Prior to Kent State**

Two-time all-state selection...Named to all-region and all-conference first teams on both offense and defense...Two-time All-Metro Team selection...Team captain...Helped Manchester to a 2016 conference title...Made 63 tackles with 15 tackles for loss and 10 sacks... Also played basketball.

**ZAYIN WEST'S CAREER STATISTICS****DEFENSE**

Year	G/GS	UT	AT	TT	TFL/Yds.	QBS/Yds.	FF/FR	INT/Yds.
2018	12/0	2	4	6	—	—	—	—
Career	12/0	2	4	6	—	—	—	—




**73**  
**Zach**  
**WHALEY**  
R-Fr. • OL • 6-4 • 282 • Prior Lake, Minn./Prior Lake

**2018 Freshman Season**

Redshirted

**Prior to Kent State**

Made 75 tackles with two blocked kicks and two forced fumble in senior year at Prior Lake...2017 Preseason All-Metro Team...Star Tribune All-Metro First Team Defense...2017 All-USA Today Minnesota First Team Defense...Member of four state playoff teams at Prior Lake.




**22**  
**Javaughn**  
**WILLIAMS**  
R-Fr. • WR • 6-3 • 185 • Cleveland, Ohio/John Hay

**2018 Freshman Season**

Redshirted




**85**  
**Mark**  
**WILLIAMS**  
R-Fr. • TE • 6-4 • 228 • Ashburn, Va./Stone Bridge

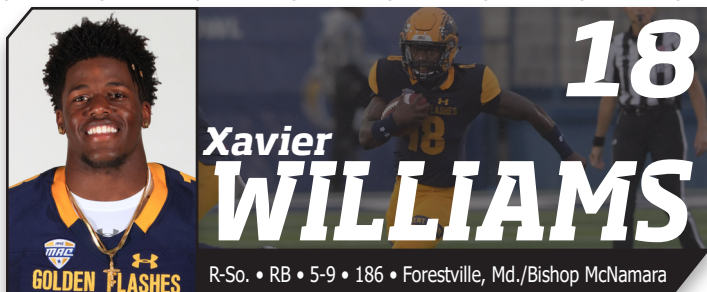
**2018 Freshman Season**

Redshirted

**Prior to Kent State**

Made 22 receptions for 481 yards and eight touchdowns in senior season at Stone Bridge...Named to the All-Potomac District Second Team...Selected to the Capital Bowl All-Star Game his senior season.





#### 2019 Season

Won Don Nottingham Award for most improved offensive player in the spring.

#### 2018 Redshirt Freshman Season

Played in three games...Saw his first college action and rushed three times for 10 yards in a win over Howard (9/8).

#### 2017 Freshman Season

Redshirted

#### Prior to Kent State

Two-time All-Washington Catholic Athletic Conference selection... Totaled 1,335 career rushing yards, 12 rushing TDs, 52 receptions, 603 yards receiving and six touchdown catches...Captain on McNamara's track & field team, earning all-conference honors in the 55 meters and the 4x100.

## Newcomers



#### Prior to Kent State

Played his first two years of eligibility at Northwest Mississippi Community College...In 2018, played in all 10 games and made 21 catches for 336 yards and a touchdown...As a freshman in 2017, played in all 11 games and had two catches for 35 yards...Part of 2017 team that reached the MACJC Championship game and Graphic Edge Bowl...MACJC All-Academic Team selection...NJCAA All-Academic Second Team recipient...Lettered three years in high school at DeSoto Central as a receiver, safety and kick returner...As a senior, made 42 receptions for 693 yards and four touchdowns while intercepting five passes as a defensive back...Named All-Region 1-6A...Was a member of the National Honor Society, Ambassador's Club and nominated for the FCA Coach Bob Patterson Award.



#### Prior to Kent State

Led Kirtland to a 15-0 record and a 2018 Division VI state championship... Played offense, defense and special teams at Kirtland and blocked a kick in the state championship game...Named All-Ohio his senior year...Selected to play in the North-South All Star Game...Participated in the NFL High School Skills Competition and won the bench press event doing 22 reps at 225 pounds...Rated a two-star prospect by 247sports...Also played basketball and threw shot put and discus for the track team in high school.



#### Prior to Kent State

Rated a three-star prospect by 247sports...Ranked as the No. 31 running back in his class by Rivals...Rushed for 626 yards, 7.0 yards per carry and scored 17 touchdowns in seven games played during his senior season...As a senior, named to the USA Today ALL-USA Maryland Football Second Team...Selected to the All-Metro Football Offense Second Team in senior year...As a junior, led St. Francis Academy with 1,245 yards and 35 touchdowns while also averaging 8.8 yards per carry...Scored four touchdowns in the MIAA A Conference Championship game...Selected to the Maryland Interscholastic Athletic Association A Conference All-Conference Team...As a junior, named to the USA Today ALL-USA Maryland Football First Team...Named to the 2017 All-Metro Football Offense First Team...During his two seasons at national power St. Francis Academy, went a combined 23-0.



#### Prior to Kent State

Named Metro Catholic Conference Offensive Player of the Year as a senior...Also earned first team all-state honors...Led Christian Brothers to back-to-back Class 6 state championships...As a senior, ran for 2,094 yards and 34 touchdowns along with 13 catches for 286 yards and four scores...His junior season, compiled 1,492 rushing yards and 24 touchdowns while grabbing 11 passes for 152 yards and two scores...Rated a two-star prospect by 247sports.





**38**

**Paul BREINZ**

So. • DB • 5-9 • 180 • Canfield, Ohio/Ohio Dominican

**Prior to Kent State**

Attended Ohio Dominican last season, where he recorded 26 tackles for a defense that ranked No. 30 in total defense...As a senior, was named Third Team All-Ohio, First Team All-Northeast Ohio and first team all-conference...As a senior ran for 900 yards and 23 touchdowns while making 83 tackles and three interceptions...Also ran track.



**86**

**Dante CEPHAS**

Fr. • WR • 6-1 • 175 • Pittsburgh, Pa./Penn Hills

**Prior to Kent State**

As a senior, hauled in 26 receptions for 585 yards...During his career, totaled 948 receiving yards and 13 touchdown grabs...Played both wide receiver and defensive back for the Indians...During his career, blocked two punts, intercepted three passes and returned a punt for a touchdown...Part of a Penn Hills team that went 16-0 and won the state PIAA and conference WPIAL Class 5A Championships...In the state championship game, caught three passes for 144 yards and two touchdowns and was named Player of the Game...Selected to play in the Big 33 Football Classic...Earned PIAA All-State Class 5A Offense honors...Named to the WPIAL Class 5A Northern Offense Team...Named to the Big 56 Class 5A Northern Conference All-Conference Team...As a junior, selected to the WPIAL Class 6A Northern Seven Offense Team...Rated a three-star prospect by 247sports.



**23**

**Dean CLARK**

Fr. • LB • 6-0 • 205 • Massillon, Ohio/Massillon Washington

**Prior to Kent State**

Rated a three-star prospect by 247sports...Lettered in three seasons at Massillon Washington High School...Two-way standout for the Tigers as a safety and wide receiver...His senior year, part of a team that went 14-1 and reached the OHSAA Division II State Championship game...Led the Tigers in the state championship game with 15 tackles...Named to the Northeast Inland All-District Division II Defense First Team his senior year...Selected a Division II OPSWA All-Ohio Honorable Mention his senior season...As a junior, named to the Northeast Ohio Inland District First Team Defense Team...Also ran track in high school and during senior season part of sixth place state 400m relay team.



**70**

**Jack CLEMENT**

R-Jr. • OL • 6-3 • 300 • Springfield, Ill./South Dakota

**2018 Season**

Sat out due to NCAA transfer rules.

**Prior to Kent State**

Attended South Dakota and redshirted during the 2017 season...While at Sacred Heart-Griffin High School, was a two-year starter and all-conference performer...In 2016, helped lead Sacred Heart-Griffin to a 13-1 record and make an Illinois Class 6A state championship game appearance...Blocked for an offense that averaged 48 points and 501 yards per game...Honor roll member.



**35**

**Brandon COLEMAN**

Fr. • LB • 6-1 • 220 • Columbia Station, Ohio/Columbia

**Prior to Kent State**

As a senior, made 74 tackles including 12.5 tackles for loss, 2.0 sacks and two interceptions...Also ran for 1,698 yards and 23 touchdowns and averaged 11.5 yards per carry...First Team Division VI All-Ohio...Northern Lakes Division VI Offensive Player of the Year...Named North-South Classic Offensive MVP...Selected as the 2018 Golden Helmet Award winner as Lorain County's top senior...2018 Morning Journal Player of the Year...Scored 76 touchdowns during high school despite missing five games as a junior with a knee injury...Lorain County's all-time leading rusher with 5,140 yards.



**42**

**Nick CURTIS**

Fr. • LB • 6-5 • 205 • Hoover, Ala./Hoover

**Prior to Kent State**

Rated a three-star prospect by 247sports...Played at Hoover High School in Alabama, a perennial nationally-ranked top-25 program...Team went 9-4 last year and made the second round of the Alabama state playoffs.



**30**

**Jaylen DECOTEAU**

Fr. • DB • 5-11 • 177 • Richland, N.J./Saint Augustine Prep

**Prior to Kent State**

Played both defensive back and wide receiver at Saint Augustine Prep...His senior year, intercepted three passes with 33 tackles and also caught 30 passes for 418 yards and six touchdowns...Also registered 17 passes defended with a fumble recovery...Led the team with nine total touchdowns his senior year...Scored two defensive touchdowns in a first round playoff win...Named to the All-Daily Journal First Team Offense team his senior year...Selected to NJ.com's 2018 All-Non-Public Third Team Offense...Named to the All-South Jersey First Team...Made 33 tackles and intercepted four passes with 12 passes defended as a junior...Played for NLG 3, the No. 1 ranked team in the National Football Association 7v7 circuit...Rated a two-star prospect by 247sports...Also ran track in high school.



**55**

**Sekou DIABY**

Jr. • DL • 6-2 • 240 • Hillside, N.J./Dodge City C.C.

**Prior to Kent State**

Played two seasons at Dodge City Community College in Kansas...In 2018, played in 11 games and registered 34 tackles with 5.5 tackles for loss and 1.5 sacks...Rated a three-star prospect by 247Sports coming out of junior college...Played high school football at Hillside High School.



**20**

**Troy DURDEN**

Fr. • WR • 6-3 • 210 • Toledo, Ohio/Toledo Central Catholic

**Prior to Kent State**

Played quarterback in high school at Toledo Central Catholic...Named a Special Mention to the All-Blade Team.



**58**

**Brad GEORGE**

Fr. • LS • 5-9 • 205 • Wheaton, Ill./Wheaton Warrenville South

**Prior to Kent State**

Ranked the 31st longsnapper in his class by Kohl's Kicking and #33 by Rubio Long Snapping.



**82**

**Kwincy HALL**

R-Fr. • WR • 5-5 • 155 • Washington D.C./West Virginia

**Prior to Kent State**

Played at West Virginia in 2018...Saw action in three games and redshirted...Had a 43-yard reception in the Mountaineers appearance in the Camping World Bowl...As a senior in high school, earned Maryland All-State honors and was named to the MIAA All-Conference Team...Helped lead Saint Francis to a 13-0 record and top-10 national ranking.



**81**

**Justin HARTZELL**

Fr. • WR • 6-2 • 195 • Steubenville, Ohio/Steubenville Catholic Central

**Prior to Kent State**

Played quarterback at Steubenville Catholic Central...As a senior, completed 66-of-142 passes for 1,005 yards with nine touchdowns...On the ground, ran for 1,110 yards and 16 touchdowns...Became the first player in Crusader history to throw for 1,000 yards and rush for 1,000 yards in the same season...Junior season, completed 88-for-191 passes for 1,401 yards and 17 touchdowns and also ran for 919 yards and 10 scores...In three years as the starting quarterback, passed for 3,261 yards and 26 touchdowns and had 2,527 rushing yards at 26 touchdowns...Earned Division VI All-Ohio Second Team Offense honors...Named to the Wheeling Intelligencer / News-Register All-Valley Small School Team...Earned Steubenville Herald-Star / Weirton Daily Times All-Area First Team Quarterback honors...Named Eastern District All-Star First Team quarterback...As a junior, named Steubenville Herald-Star / Weirton Daily Times All-Area First Team Quarterback...As a sophomore, named All-Ohio Division VI Third-Team Offense...Sophomore season was also named to the All-Eastern District First Team Offense...Also competed in track in high school and placed in the Division IV 100m dash as a sophomore.





**25**

**Glenn HAYES**

Fr. • DB • 6-0 • 179 • Lithonia, Ga./Arabia Mountain

**Prior to Kent State**

Made 55 tackles and intercepted one pass during senior season at Arabia Mountain...Totaled 187 career tackles in high school...Two-time all-county and All-Region 5-A team as a safety...Defensive Player of the Year at Arabia Mountain and a two-time Defensive Back of the Year...Rated a three-star prospect by 247sports.



**43**

**Ian HENZI**

Jr. • K • 6-0 • 185 • Livonia, Mich./Ventura College

**Prior to Kent State**

Played at Ventura College, where he helped Pirates to an SFCA Championship with an 11-2 record...Made 6-of-8 field goals and 10-of-12 PAT, with a long of 39 yards.



**33**

**Colt JENNINGS**

Fr. • LB • 6-3 • 225 • Cleveland, Ohio/Padua Franciscan

**Prior to Kent State**

As a senior, made 36 solo tackles with 16.5 tackles for loss, 7.5 sacks and two interceptions...Named Division II OPSWA All-Ohio First-Team Defense...2018 Northeast Lakes District Division III First Team Defense...Selected to the Cleveland.com 2018 All-Star Football Team as an Honorable Mention...As a junior, earned All-Ohio honors.



**90**

**Buddha JONES**

Fr. • DT • 6-3 • 320 • Tallahassee, Fla./Godby

**Prior to Kent State**

As a senior, made 79 tackles, 15.0 tackles for loss and 7.0 sacks...Part of Godby team that advanced to the second round of the FHSAA Class 5A Playoffs...Selected to the 2018 All-Big Bend First Team Defense...Rated a two-star prospect by 247sports.



**87**

**Hayden JUNKER**

Fr. • TE • 6-3 • 235 • Massillon, Ohio/Massillon Jackson

**Prior to Kent State**

Earned All-Ohio Second Team recognition...Named All-Stark County, All-Federal League and All-Canton Repository First Teams his senior year...Named to the Northeast Inland All-District Division I First Team as a defensive lineman...Named an all-district selection as a junior...Rated a two-star prospect by 247sports.





**24**  
**Qwuantrezz KNIGHT**  
R-Jr. • DB • 6-0 • 190 • Quincy, Fla./Maryland

**Prior to Kent State**

Attended Maryland and played three seasons...Appeared in 27 games and made 45 tackles...As a freshman, set a career-high of six tackles at No. 2 Michigan...Attended East Gadsden High School...As a junior, threw for 1,700 yards and 11 touchdowns while rushing for over 500 yards and four scores...Defensively, registered 38 tackles, three interceptions and 12 passes broken up.



**71**  
**Bill KUDUK**  
R-So. • OL • 6-4 • 285 • Chicago, Ill./Kansas State

**Prior to Kent State**


Attended Kansas State out of high school and redshirted in 2017...During his two letterwinning years at Marist High School, the team went 17-7...Played in the Blue-Grey All-American Bowl in Jacksonville, Fla. after the 2016 season...Rated the 29th-best prospect in the state of Illinois in the 2017 class by ESPN...Tabbed a three-star recruit by 247sports...Also lettered in wrestling and lacrosse.



**66**  
**Elijah LAMPTEY**  
Fr. • OL • 6-5 • 265 • Chicago, Ill./Leo Catholic

**Prior to Kent State**

Earned First Team All-Catholic honors as a senior...Named the Leo Catholic offensive MVP his senior year...Earned all-conference second team honors as a junior and honorable mention as a sophomore...Rated a two-star prospect by 247sports...Also participated in discus and shot put in high school.



**88**  
**Kris LEACH**  
R-So. • TE • 6-6 • 240 • Bealton, Va./Western Kentucky

**Prior to Kent State**

Attended Western Kentucky out of high school and redshirted in 2017...Appeared in all 12 games in 2018, totaling two receptions for 17 yards...Named All-Region 4A honorable mention by the Northern Virginia Daily...All-Conference 22 First Team member.



**48**  
**Tyler LENKE**  
Fr. • LS • 6-1 • 210 • Akron, Ohio/Copley

**Prior to Kent State**

Also played offensive and defensive line at Copley...Team captain his senior year...Named the 1590 WAKR Student-Athlete of the Week.



**52**  
**Michael MCNICHOLAS**  
Fr. • OL • 6-3 • 305 • Lombard, Ill./Montini Catholic

**Prior to Kent State**

Named to the CCL All-Conference Team...Helped take Montini Catholic to the Illinois 5A State Championship Game...Played in the 2019 Blue-Grey All-American Bowl...Part of Montini Catholic's 2015 state championship team...Also competed in wrestling and track during high school...Helped the Broncos to a 2018 state wrestling team championship...Rated a three-star prospect by 247sports.

**Prior to Kent State**

Awarded the Steve and Marjorie Harvey Foundation Scholarship.

**Prior to Kent State**

Three-year varsity starter at Harrison High School and named a team captain his senior season...As a senior, made 58 total tackles, 37 solo stops and made two interceptions...As a senior, helped Harrison to the second round of the GHSA 6A playoffs...During junior year, had 59 tackles, 31 solo stops and three picks...Marietta Daily Journal Football Second Team...Rated a three-star prospect by 247sports...Named to the 6A All-Region first-team defense.

**Prior to Kent State**

Played two years of football in high school, but also lettered in basketball and track...Registered 13 sacks his senior year...Named to NJ.com's 2018 All-Group 1 Second Team Defense...Rated a three-star prospect by 247sports.

**Prior to Kent State**


Named to the Big 33 Maryland All-Star Team.

**2018 Redshirt Freshman Season**

Sat out due to NCAA transfer rules.

**Prior to Kent State**

Redshirted in 2017 at South Dakota State where he was a two-time scout team player of the week...Named to the Missouri Valley Football Conference Honor Roll in 2017...During high school, was a record-setting quarterback at Clinton Central, establishing school career marks with 3,954 passing yards and 1,758 rushing yards while earning all-conference honors twice and all-county honors three times...Totaled 64 touchdowns, 37 through the air and 27 on the ground...Also was a four-year starter at safety, registering 176 tackles, four interceptions and four forced fumbles...Ran track and was a three-time all conference recipient and was a member of the school record 4x800-meter relay team...Member of the National Honor Society.

**Prior to Kent State**

Selected to third team all-state and first team all-district his senior year...Back-to-back first team all-league selection as a junior and senior...National Football Foundation - Toledo Chapter Scholar Athlete.





**Ja'Shaun POKE**  
Fr. • WR • 5-10 • 175 • Hampton, Ga./Dutchtown

**Prior to Kent State**

During his junior and senior season, combined for 42 tackles with five interceptions...Part of a 12-1 team his senior year at Dutchtown that reached the Georgia "Elite 8"...Named to the All-Region 4-AAAA first-team defense squad as a defensive back...Also ran track in high school and his senior year won the Georgia 5A State Championship in the 400m.



**Jabbar PRICE**  
Jr. • DL • 6-4 • 241 • Youngstown, Ohio/Garden City C.C.

**Prior to Kent State**

Played two years of eligibility for Garden City Community College in Kansas...As a sophomore, made 38 tackles with 6.5 tackles for loss, 3.5 sacks, one forced fumble and one pass broken up...During his freshman year, recorded 30 tackles, 6.0 tackles for loss, 4.0 sacks and one pass broken up...Part of a Bronbuster team that won a conference championship and played in the NJCAA National Championship Game against East Mississippi in 2018...Played high school football at Ursuline and played offense, defense and special teams...Named to the AP OHSAA Division IV All-Ohio First Team as a linebacker his senior season...Selected AP Northeast Inland District Division V Honorable Mention his sophomore season.



**Collin SCHLEE**  
Fr. • QB • 6-3 • 182 • Ijamsville, Md./Oakdale

**Prior to Kent State**

During senior season, led Oakdale to a 13-0 record and the 2018 Maryland 2A state championship...MVP of the state championship game...As a senior, threw for 2,000 yards and 750 yards for 40 total touchdowns...As a junior, threw for 1,483 yards and 18 touchdowns, completing over 60 percent of his passes...2018 News-Post's All-Area Player of the Year...Named to the USA Today All-USA Maryland Football First Team...Junior year, garnered all-state first team honors...Rated a three-star prospect by 247Sports...Played in the Big 33 Football Classic All-Star Game...Also was a standout basketball player and received D-I offers from Mount St. Mary's and Bucknell.



**John SCHMIDT**  
So. • DB • 5-10 • 201 • West Des Moines, Iowa/Iowa Western C.C.

**Prior to Kent State**

Played in seven games at Iowa Western in 2018 and made five tackles.



**Nick SPICER**  
R-So. • OL • 6-1 • 260 • Kent, Ohio/Roosevelt

**2018 Freshman Season**

Did not appear



**Mitchell SUTORIUS**  
Fr. • P • 5-11 • 190 • Clearwater, Fla./Countryside

**Prior to Kent State**

Played at Countryside High School in Clearwater, Fla.



**Logan SWARTZ**  
Fr. • OL • 6-5 • 293 • Rock Island, Ill./Rock Island

**Prior to Kent State**

Member of the Quad City WB6 All-Conference Team...Selected to the All-Metro Team...Earned IHSA Academic All-State recognition...Rated a two-star prospect by 247sports.





**50**

**Adam**  
**TOURVILLE**

R-Jr. • OL • 6-3 • 330 • La Habra, Calif./La Habra

**Prior to Kent State**

Played first two years of eligibility at junior college for Cerritos College in California...As a freshman in 2016, appeared in seven games on the offensive line...During high school at La Habra, was a member of the All-CIF Team and All-Freeway League Team...As a junior at La Habra, earned second team all-league honors...Played four years of high school football and was also a member of the track team.



**35**

**Isaiah**  
**WOODEN**

So. • WR • 5-8 • 156 • San Diego, Calif./Dixie State

**Prior to Kent State**

Played first year of eligibility at Division II Dixie State in Utah...Played in nine games and made three starts...Made seven receptions for 61 yards and one touchdown...Was the leading kick returner for the Trailblazers and totaled 288 yards on eight returns with a touchdown...Scored the game-tying touchdown in the fourth quarter on a 92-yard kick return in a come-from-behind win over South Dakota Mines...At Helix High School, caught 52 passes for 922 yards and 14 touchdowns as a senior...Also was a special teams returner and racked up 906 return yards...Earned second team all-league honors...State Championship game MVP...Also played basketball in high school.

# Coaching Staff



Sean Lewis became Kent State University's 22nd head football coach on Dec. 21, 2017. Lewis also works with the Golden Flashes' quarterbacks. He is entering his second season as head coach and remains the youngest coach in the Football Bowl Subdivision (FBS) at 33 years old.

In his first season at Kent State, Lewis engineered a drastic offensive improvement from the previous season. The 2018 campaign saw the Flashes improve in scoring offense by 11.2 points per game and also a whopping 108.4 yards per game. He recorded his first career win in the home opener with a 54-14 triumph against Howard. Kent State posted more than 50 points for the first time since 2008 and the first time at Dix Stadium since 2004. Lewis also guided the Flashes to a road victory over Bowling Green, the first since 2012, in his return to the school where he served as co-offensive coordinator.

Recruiting has also taken an uptick since Lewis arrived in Kent. After he was hired in December, Lewis immediately hit the recruiting trail and put together the fifth-ranked recruiting class in the Mid-American Conference (MAC) according to 247sports in just over a month. His 2019 class was ranked by 247sports as the fourth-best in the conference.

Lewis brought an extensive coaching résumé to Kent State and has been one of the fastest-rising coaches in the nation over the last decade. He came to the Golden Flashes after serving as the co-offensive coordinator and quarterbacks coach under Dino Babers at Syracuse. Lewis' background stretches from his four-year playing career at the University of Wisconsin under Barry Alvarez, to winning the 2015 MAC Championship as the co-offensive coordinator at Bowling Green.

That ascension led Lewis to becoming the youngest Football Bowl Subdivision (FBS) head coach in the nation at the age of 31. That distinction was previously held by the University of Oklahoma's Lincoln Riley at age 34.

Lewis spent his previous six seasons alongside head coach Babers at Syracuse (2016-17), Bowling Green (2014-15) and Eastern Illinois (2012-13).

"We are thrilled to bring Sean to Kent State," Director of Athletics Joel Nielsen said. "Sean brings an innovative style of football to Kent State with an offensive system that is proven in the MAC. We are confident Sean can build broad support and engagement in our program along with competitive success."

In 2017, Syracuse put up 40 or more points in three games and knocked off defending national champion Clemson 27-24 on Oct. 13. Syracuse's offense averaged 456.3 yards and 24.4 first downs per game.

Those numbers were fueled by a fast-paced offense that led the nation in offensive snaps per game (87.8). Wide receiver Steve Ishmael broke the single-season program records for catches (105) and yards (1,347), earned second-team All-America honors and was a semifinalist for the Biletnikoff Award. Wide receiver Ervin Phillips earned All-ACC Second Team honors and was named Walter Camp Connecticut Player of the Year after making 89 catches for 904 yards.

During Lewis' first season with the Orange in 2016, its offense set or tied over 40 program records including most passing yards in a season (3,855). Syracuse quarterbacks ranked 11th in the nation in passing. Its 5,290 yards of total offense were the second most in program history.

In 2015, Bowling Green ranked fourth in the nation in total offense (546.8) and sixth in scoring offense (42.2 ypg). Lewis served as co-offensive coordinator and quarterbacks coach for Matt Johnson, that season's MAC Offensive Player of the Year. Johnson finished second in the nation in both passing yards (4,946) and touchdowns (46). All-American wide receiver Roger Lewis finished second in the nation in receiving yards (1,544) and third in touchdown catches (16). One year earlier, the Falcons won a MAC East title and the Camellia Bowl.

Lewis coached tight ends and inside receivers at Eastern Illinois. The Panthers made the Football Championship Subdivision (FCS) playoffs both seasons and reached the quarterfinals in 2013 with a 12-2 mark. Eastern Illinois' offense was led by San Francisco 49ers' quarterback Jimmy Garoppolo.

A tight end and quarterback at Wisconsin, Lewis was a two-time Academic All-Big Ten selection under Alvarez. Current Wisconsin Badger head coach Paul Chryst served as his offensive coordinator and position coach.

Lewis' coaching career began as the offensive coordinator for his alma mater, Richards High School in Illinois. Richards was led by veteran Gary Korhonen, who earned National High School Coach of the Year honors from both the National Football Hall of Fame and the National High School Coaches Association. Lewis transitioned to the college level in 2010 as tight ends coach at Division II Nebraska Omaha. He made his first MAC stop in 2011 as a graduate assistant for Akron.

Lewis earned a bachelor's degree from Wisconsin in agricultural sciences in 2007. He and his wife, Sarah, have a son, Rory.





Andrew Sowder joined Kent State in January of 2018 as offensive coordinator. He also works with quarterbacks and tight ends.

In his first year as offensive coordinator at Kent State, Sowder saw an increase of 11.2 points per game from the previous season, and a massive 108.4 yards per game jump. The 383.3 yards per game is the fifth-most in program history and he oversaw first-year quarterback Woody Barrett complete 229 passes, the most in school history.

Sowder came to Kent by way of San Jose State, where he served as the team's offensive coordinator and tight ends coach in 2017, implementing the spread offense. Prior to San Jose State, Sowder was at Texas for one season as an offensive quality control coach, working primarily with the wide receivers.

Prior to Texas, Sowder spent four seasons alongside Kent State head coach Sean Lewis at Bowling Green (2014-15) and Eastern Illinois (2012-13) under Dino Babers.

As Bowling Green's wide receivers coach, Sowder helped the Falcons to back-to-back Mid-American Conference East Division titles, a 2014 Camellia Bowl win and the 2015 MAC Championship. He also served as director of player personnel and recruiting coordinator for the Falcons in 2014. In 2015, Bowling Green ranked fourth in the nation in total offense (546.8) and sixth in scoring offense (42.2 ppg). All-American wide receiver Roger Lewis finished second in the nation in receiving yards (1,544) and third in touchdown catches (16).

In 2012 and 2013, Eastern Illinois won back-to-back Ohio Valley Conference championships while Sowder served as wide receivers coach. Eastern Illinois was the FCS national leader in total offense in 2013 after ranking seventh in 2012.

Prior to Eastern Illinois, Sowder coached running backs at Division II West Texas A&M in 2011. The Buffs won the Kanza Bowl and ranked 14th in the nation in total offense.

A 2011 Baylor graduate, Sowder majored in digital media. His coaching career began as a student assistant in 2009. In 2010, the Bears played in the Texas Bowl, the program's first postseason appearance in 16 years.

As a player at Baylor, Sowder was both a wide receiver and tight end in 2007 and 2008.

Sowder grew up in Shallowater, Texas.



Tom Kaufman joined Kent State in January of 2018 as associate head coach and defensive coordinator as well as the inside linebackers coach.

Kaufman transitioned the defense to a 3-4 scheme and in his first year at Kent State, saw defensive tackle Kalil Morris named to the All-MAC Second Team and sign with the Baltimore Ravens. The defense held two opponents under 100 rushing yards for the first time since 2016.

Kaufman spent the 2017 season as defensive coordinator at Chattanooga. The Mocs led the Southern Conference in total defense, allowing just 326.4 yards per game and 309.6 yards per contest in conference games.

Chattanooga also led the SoCon in pass defense and ranked second in first downs allowed. Four Mocs on defense earned all-conference honors and senior linebacker Tae Davis was selected to play in the NFLPA Collegiate Bowl.

In 2016, Kaufman served as special teams coordinator and linebackers coach at Syracuse alongside Sean Lewis. Two Syracuse linebackers and two specialists earned All-ACC honors under Kaufman's guidance, while the Orange punt return unit ranked fourth in the nation.

Prior to Syracuse, Kaufman and Lewis spent four seasons together at Bowling Green (2014-15) and Eastern Illinois (2012-13) under Dino Babers.

While at Bowling Green, Kaufman directed the Falcons' defensive line and special teams. The Falcons won back-to-back East Division titles, the 2014 Camellia Bowl and the 2015 MAC Championship Game.

Eastern Illinois won back-to-back Ohio Valley Conference championships in 2012-13 with Kaufman serving as linebackers coach. The Panthers finished 12-2 in 2013, advancing to the FCS quarterfinals.

Kaufman was a quality control coach at Texas in 2011 and Kansas in 2010. He served as a graduate assistant at Mississippi State in 2009. He also coached six seasons (2003-08) at the Division III level, spending time at Heidelberg, Case Western Reserve and Chicago, where he served as defensive coordinator. In 2008, seven players on Chicago's defense earned all-conference honors.

Kaufman played at John Carroll from 1999-2002 and earned his undergraduate degree in 2003 as an English major. He earned a master's degree from Heidelberg in 2005. Tom and his wife Stephanie, have a son, Jack.



Zac Barton joined Kent State in January of 2018 as special teams coordinator.

In his first season as special teams coordinator he oversaw Matthew Trickett's sensational freshman season as he was named to the All-MAC First Team. Trickett made 14-of-17 field goals including a 49-yarder, the longest by a freshman in school history. Barton improved the kickoff return average by more than five yards per return in his first season. Two different Kent State return men had returns of over 40 yards.

Prior to working at Kent State, Barton spent the previous six seasons as an assistant coach for Winona State, where he served as co-defensive coordinator and defensive line coach. He was also the Warriors' recruiting coordinator.

In 2012, the first season of his second stint at Winona State, Barton helped the Warriors win 10 games and earn an appearance in the Mineral Water Bowl. The following season, Winona State's special teams excelled, finishing second in the nation with six blocked kicks. The Warriors finished second in their conference in both punting and punt returns.

Prior to Winona State, Barton worked with the offensive line at Memphis, helping with all aspects of the offensive game plan.

In 2010, Barton was on staff with Sean Lewis at Nebraska Omaha, serving as defensive line coach.

Barton's first stint with Winona State came in 2007, lasting three seasons coaching the defensive line and special teams. The Warriors captured the Northern Sun Intercollegiate Conference title and earned a spot in the NCAA Division II playoffs during his first season.

A 2006 graduate of Bloomsburg, Barton earned a degree in history. He was an all-conference and all-region selection as a senior at Bloomsburg and a member of three conference championship teams. Barton was also a CoSIDA Academic All-District selection and a four-time member of the Pennsylvania State Athletic Conference All-Academic Team.

In 2009, Barton received his Master of Science degree in sports management from Winona State.



Colin Ferrell enters his seventh season on Kent State's staff and fourth year in a full-time role. Currently the defensive line coach, Ferrell served as outside linebackers coach in 2018, while the Flashes' transitioned to a 3-4 defense. He also served as the Flashes' interim head coach in December of 2017.

Following the February signing period of 2019, Ferrell was rated as one of the top five recruiters in the Mid-American Conference by 247sports. He played an integral role in netting the fifth-best class in the conference for 2018 and the fourth-best in 2019.

Ferrell was promoted to a full-time assistant in January of 2016 after spending three seasons as a defensive graduate assistant. In 2017, nose tackle Jon Cunningham claimed All-Mid-American Conference honors. Kent State's pass defense ranked third in the MAC.

In 2016, two Kent State defensive linemen earned All-MAC honors, including a first team selection for Terence Waugh.

In 2015, Ferrell helped the Flashes rank third in the Mid-American Conference in both total defense and pass defense and fourth in rushing defense. As a grad assistant, Ferrell's main focus was with the defensive line, where Terence Waugh was named to the All-MAC First Team.

Prior to Kent State, Ferrell spent four seasons as a high school coach, including three at The Hun School of Princeton in New Jersey.

A four-year letterwinner on the defensive line with the Golden Flashes from 2004-07, Ferrell was an All-MAC First Team selection and team captain as a senior. He is currently fifth in school history with 45.5 tackles for loss during his career. He then signed as a free agent with the Indianapolis Colts, playing throughout the 2008 preseason.

A native of Hamilton, N.J., Ferrell was an all-state defensive lineman at Steinert High School and was inducted into Steinert's Athletic Hall of Fame.

He and his wife, Talea, have a daughter, Gayle.





Matthew Middleton was hired as wide receivers coach at Kent State in January of 2018 and is coaching his second season for the Flashes.

Under Middleton's guidance, the Kent State wide receiver unit saw an immediate jump in production. Antwan Dixon hauled in 52 receptions, the ninth-most in a single season in program history. Mike Carrigan flourished in his junior campaign and produced a team-leading 597 receiving yards and five touchdowns.

Middleton came to Kent with 10 years of experience coaching college wide receivers, most recently spending the previous five seasons as both wide receivers coach and recruiting coordinator at South Dakota. In 2017, the Coyotes advanced to the second round of the FCS play-offs, while averaging 333 passing yards per game.

Prior to South Dakota, Middleton, worked with wide receivers as a graduate assistant for one season at the University of Kansas.

In 2011, Middleton spent a season coaching at Division II Chadron State (Neb.), coaching wide receivers and special teams returners. He held the same title at Nebraska Omaha for the 2009 and 2010 seasons when he was on staff with Sean Lewis.

A native of Kansas City, Kansas, Middleton's first coaching experience came in 2008 at his alma mater, NAIA Ottawa (Kan.), where he coached wide receivers. A wide receiver at Ottawa, he was a three-time all-conference selection and remains the program's all-time leader in receptions.

A 2008 graduate from Ottawa, Middleton earned a bachelor's degree in sports management and a master's degree from Nebraska Omaha.



Bill O'Boyle joined Kent State in January of 2018 as the offensive line coach.

O'Boyle has a long track record coaching football with more than 30 years of experience spanning back to 1987.

During his first season at Kent State, he oversaw an improvement of 20 yards per game on the ground and doubled the amount of rushing touchdowns.

Prior to Kent State, O'Boyle spent two years at South Dakota as the

offensive line coach and run game coordinator. He was part of the best South Dakota season while in the Missouri Valley Football Conference in 2017 when the Coyotes advanced to the second round of the FCS Playoffs and defeated No. 22 Nicholls in the first round. USD knocked off four ranked opponents that year.

From 2013 to 2015, O'Boyle spent three seasons at Southern Illinois where he started out as the offensive line coach and later took on duties of co-offensive coordinator and assistant head coach. In three seasons at SIU, O'Boyle helped the Salukis improve in scoring offense and passing offense each season. In 2014, the Salukis set a program record for touchdown passes. After O'Boyle was promoted to assistant head coach in 2015, SIU averaged nearly 500 yards of total offense per game, the second-best in program history. SIU also set a program record with 298 passing yards per game in 2015.

In 2012, O'Boyle served as offensive coordinator at Colorado Mesa. His previous 18 seasons were spent working at Division II Chadron State.

From 2005 to 2011, O'Boyle was the head coach at Chadron State with an overall record of 57-21. He helped the team to three straight undefeated Rocky Mountain Athletic Conference championships. Under O'Boyle, the Eagles won 28 straight RMAC games and earned three NCAA Division II playoff berths, advancing to the quarterfinals in '06 and '07 and to the second round in 2008. While at Chadron State, he coached NFL running back and two-time Harlon Hill Trophy winner Danny Woodhead.

In 2006, O'Boyle was recognized by Football Gazette as the National Coach of the Year as well as the Sportex Division II Coach of the Year. He was also a three-time RMAC Coach of the Year.

Prior to being named head coach, O'Boyle was the offensive coordinator at Chadron State from 1999 to 2004 and an assistant coach from 1994 to 1998. He spent the previous four seasons at his alma mater, Western Illinois as the offensive line coach. O'Boyle's first coaching assignment was also at Chadron State in 1987, serving as the offensive line coach.

As a player, O'Boyle spent three seasons at Western Illinois and was a two-year starter. He earned his degree in physical education and studio art from Western Illinois University.



Macky MacPherson took over as Kent State's running backs coach in January of 2018 and is entering his second season with the Golden Flashes.

MacPherson saw the emergence of Jo-El Shaw at the position, as he totaled nine touchdowns and ran for 657 yards.

MacPherson followed current head coach Sean Lewis from Syracuse, where he spent the previous two seasons as an offensive graduate assistant. In 2017, the Orange offense averaged 456.3 yards and 24.4 first downs per game.

Prior to Syracuse, MacPherson spent one season as a graduate assistant at Louisiana Tech, helping the Bulldogs finish 9-4 with a win over Arkansas in the New Orleans Bowl.

As a player, MacPherson was a four-year letterwinner at Syracuse and a two-time Big East All-Academic Team selection and an academic all-district selection. He was an All-ACC Second Team selection in 2013 and was inducted into the National Football Foundation's Hampshire Honor Society.

A three-year starter at center and senior captain for the Orange, MacPherson helped his team to three bowl wins in his four seasons and was named All-ACC Second Team his senior season. He graduated from Syracuse with a bachelor's degree in geography in 2013.

Macky is the grandson of former Syracuse and New England Patriots' head coach Dick MacPherson, a 2009 College Football Hall of Fame inductee. Macky's younger brother, Cameron, also played football at Syracuse.



Will Windham joined Kent State in January of 2018 and will embark on his second season with the Golden Flashes. He shifted to the safeties coach this year after serving as inside linebackers coach a year ago.

In 2018, Matt Bahr tied for 11th in the Mid-American Conference with 91 total tackles and led the team with 7.5 tackles for loss. The defense held two opponents under 100 rushing yards for the first time since 2016.

Windham spent the previous two seasons as a defensive quality control coach at Georgia. In 2017, he was a part of a Bulldogs' staff that won an SEC Championship and advanced to the College Football Playoff national championship game. Prior to the playoff, the Georgia defense held 10-of-13 opponents to 14 points or less. In 2016, the Bulldogs won eight games, including the Liberty Bowl.

In 2015, Windham served as defensive line coach at Davidson.

Prior to Davidson, Windham spent one season at Penn State as a defensive quality control coach for head coach James Franklin.

Windham got his start in collegiate coaching at his alma mater, Mississippi State, as a defensive graduate assistant for head coach Dan Mullen in 2011. He was part of two bowl victories in the 2011 Music City Bowl and the 2013 Liberty Bowl.

Windham's coaching career began at the high school level from 2009-11, at Saint Stanislaus Prep in Bay St. Louis, Mississippi, where he was the defensive line coach and helped the Rocks to a Class 4A State Championship in 2009.

A 2007 graduate of Mississippi State, Windham earned a bachelor's degree in secondary education and a master's degree in teaching and coaching.



Joe Coniglio returned to Kent State as its outside linebackers coach and defensive recruiting coordinator in January of 2019. A former graduate assistant with the Golden Flashes, Coniglio spent the previous five seasons at Rhode Island, where he served as defensive line coach, special teams coordinator and recruiting coordinator.

Coniglio spent three seasons at Kent State from 2009-2011, while earning a master's degree. His roles included special assistant to the head coach, defensive graduate assistant, video coordinator and defensive volunteer. Working closely with the Flashes' defensive line, Coniglio helped develop future NFL players Roosevelt Nix and Ishmael'ly Kitchen. During that period, Kent State's defense ranked in the top tier of numerous NCAA categories, including 10th in the nation in total defense in 2010. In 2011, the Flashes ranked 21st in total defense, while the 2009 squad ranked fourth in tackles for loss and 17th in sacks.

Rhode Island was also among national (FCS) leaders in numerous defensive categories during Coniglio's time with the Rams. In 2017, Rhode Island was the only defensive line in the nation to have five players with five or more sacks and 10 or more tackles for loss. The Rams broke the program's sack record that season and produced their third different all-conference player during Coniglio's time. In 2018, URI ranked 31st in the FCS in total defense.

On special teams, the 2018 Rams ranked in the top-20 in punt return defense, kick return average and punt return average. Coniglio also brought recruiting success to URI in 2016, when the Rams ranked first in the Colonial Athletic Association according to 247Sports.

Following his time at Kent State, Coniglio spent two seasons (2012-13) coaching the defensive line at Northern Michigan. He helped defensive tackle Zach Anderson earn All-GLIAC honors.

A two-time All-Mid-American Conference defensive end at Miami, Coniglio was a three-year starter and three-year winner of the RedHawks' Vic Waltz Defensive Lineman of the Year award. Coniglio helped Miami to three Mid-American Conference East titles and ranks fifth among the program's sack leaders. He was also a roommate of Red-Hawk teammate Sean McVay, who recently led the Los Angeles Rams to an appearance in Super Bowl LIII.

Joe and his wife Jessa, a physical therapist, have a daughter Anna and a son Joseph.





Justin Hood joined Kent State as the secondary coach in the spring of 2019. Hood joins the Flashes after 8 years of experience coaching. Hood was most recently in charge of the outside linebackers at Western Carolina.

The Youngstown, Ohio native has spent the last three years at the FCS level, coaching for two seasons at Davidson prior to joining Western Carolina. He served as the safeties coach and recruiting coordinator in 2016 and was promoted to defensive pass game coordinator in 2017. In December of 2017, Hood served as the interim head coach for the Wildcats.

Prior to Davidson, Hood was the defensive coordinator at Capital University for two seasons.

In 2013, Hood worked with cornerbacks and special teams as a graduate assistant for Illinois.

Hood was also a part of two Top 5 finishes in the AP rankings at the University of Oregon in 2011 and 2012. As an intern and quality control coach, he assisted in coaching running backs and working in all phases of recruiting. During his two seasons, the Ducks won back-to-back Pac-12 championships, finished as the national runner-up in 2011 and won the Rose Bowl in 2012.

Hood also spent time working with the New York Giants as an intern in the summer of 2013.

As a cornerback at Ashland, Hood was a four-year starter. He was a two-year team captain and earned All-Great Lakes Intercollegiate Athletic Conference Team honors.



Jeff Sobol joined Kent State in January of 2018 as head football sports performance coach. Sobol spent the 2016 and 2017 seasons alongside several current Kent State staff members at Syracuse, serving as assistant strength and conditioning coach.

Prior to Syracuse, Sobol also worked with current Flashes' head coach Sean Lewis at Bowling Green. In addition to football, he worked with the Falcon baseball and softball teams.

A three-year starting defensive lineman at Eastern Illinois, Sobol transitioned into the sports performance field at his alma mater. He was a

graduate assistant, working closely with the Panther football team.

Earning a bachelor's and master's degree from Eastern Illinois, Sobol also played three seasons in the Arena Football League.



Steve Schrum joined Kent State in January of 2018 as director of player personnel and will begin his second season with the Golden Flashes. Schrum oversees the evaluation and process of recruiting prospective student-athletes, coordinates official and unofficial visits and acts as the team's NFL liaison.

Schrum has utilized his knowledge of the national recruiting landscape and evaluating skill set to assist in Kent State's surge in recruiting. With only 41 days to put a recruiting class together, he helped Kent State's class ascend from 12th in the Mid-American Conference to fifth by National Signing Day in February of 2018 according to 247sports. In 2019, the Kent State recruiting class was ranked the fourth-best in the MAC by 247sports.

Schrum spent the previous year and a half at Syracuse as a recruiting quality control assistant at Syracuse.

For much of 2016, Schrum spent time in the Mid-American Conference, working as assistant recruiting coordinator at Akron where he managed their recruiting database and oversaw unofficial visit operations.

Prior to Akron, Schrum was a recruiting assistant at Northwestern where he screened prospects from the Northeast, parts of the Midwest, and helped administer the walk-on program.

In 2014, Schrum served as the assistant recruiting coordinator at Towson, where he helped the Tigers sign the No. 1 rated recruiting class in the Colonial Athletic Association.

Schrum attended the University of Florida, where he interned for the Gators as an assistant to the wide receivers coach alongside Joker Phillips. He worked with Trey Burton and future NFL wideouts Quinton Dunbar and Demarcus Robinson. He earned his bachelor's degree from Florida in 2014, studying U.S. history and political science.

During his summers while at Florida, Schrum got his start in player personnel and recruiting as an intern for the Baltimore Ravens. He helped manage NFL roster boards and scouting depth charts and assisted with football analytics for the 2013 Super Bowl winning squad.

In 2010, Schrum began his tenure in college football, working with the equipment staff at Maryland.





**Tom**  
**CLEAVER**

Video Coordinator

Tom Cleaver came to Kent State in the summer of 2018 after serving two seasons as a graduate assistant at Akron. Entering his fifth season in the Mid-American Conference, Cleaver spent two years as a video intern at Buffalo. He also interned with the Buffalo Sabres video department in 2014.

A native of Buffalo, Cleaver attended St. Joseph's Collegiate Institute. He later earned a bachelor's degree in sport management from SUNY Cortland with a minor in communications.



**Stephanie**  
**BOYLE**

Administrative Secretary




**Matt**  
**JOHNSON**

Offensive Graduate Assistant



**Matt**  
**BATTAGLIA**

Offensive Graduate Assistant



**Dan**  
**CONWELL**

Defensive Graduate Assistant



**James**  
**ALEXANDER**

Defensive Graduate Assistant



**Hanna**  
**KOTLAREK**

S.W.A.G. Coordinator



# SERIES VS. 2019 OPPONENTS

## ARIZONA STATE

First meeting

## KENNESAW STATE

First meeting

## AUBURN

First meeting

## BOWLING GREEN

Overall: BGSU 61-20-6

Home: BGSU 34-8-2

Away: BGSU 26-12-4

Neutral: BGSU 1-0

Date	Location	Result	Score
11.06.20	Kent, Ohio	L	0-7
10.01.21	Kent, Ohio	T	0-0
11.11.22	Kent, Ohio	L	0-6
10.15.27	Kent, Ohio	L	0-13
11.26.28	Bowling Green, Ohio	T	6-6
10.13.34	Bowling Green, Ohio	T	0-0
10.26.35	Kent, Ohio	W	45-0
10.24.36	Bowling Green, Ohio	W	6-0
10.30.37	Kent, Ohio	T	13-13
11.05.38	Bowling Green, Ohio	W	7-3
11.14.39	Kent, Ohio	L	0-34
11.02.40	Bowling Green, Ohio	W	13-0
11.01.41	Kent, Ohio	L	6-12
10.31.42	Bowling Green, Ohio	W	7-0
10.19.46	Kent, Ohio	L	0-13
10.25.47	Bowling Green, Ohio	L	18-21
11.06.48	Kent, Ohio	L	14-23
11.05.49	Bowling Green, Ohio	L	6-27
11.04.50	Kent, Ohio	W	19-6
11.03.51	Bowling Green, Ohio	T	27-27
11.01.52	Kent, Ohio	L	21-44
10.31.53	Bowling Green, Ohio	W	41-7
10.30.54	Kent, Ohio	W	28-25
09.23.55	Kent, Ohio	T	6-6
09.22.56	Bowling Green, Ohio	L	0-17
10.26.57	Kent, Ohio	L	7-13
10.25.58	Bowling Green, Ohio	W	8-7
10.24.59	Kent, Ohio	L	8-25
10.22.60	Bowling Green, Ohio	L	0-28
10.21.61	Kent, Ohio	L	6-21
10.20.62	Bowling Green, Ohio	L	6-45
10.26.63	Kent, Ohio	L	3-18
10.24.64	Bowling Green, Ohio	L	0-41
10.23.65	Kent, Ohio	L	6-7
10.22.66	Bowling Green, Ohio	W	35-12
10.21.67	Kent, Ohio	L	6-7
10.19.68	Bowling Green, Ohio	L	7-30
10.18.69	Kent, Ohio	L	0-7
10.17.70	Bowling Green, Ohio	L	0-44
10.16.71	Kent, Ohio	L	33-46
10.14.72	Bowling Green, Ohio	W	14-10
10.13.73	Kent, Ohio	W	21-7
10.12.74	Bowling Green, Ohio	L	10-26
10.18.75	Cleveland, Ohio	L	9-35
10.16.76	Bowling Green, Ohio	L	13-17
10.15.77	Kent, Ohio	L	10-14
10.14.78	Bowling Green, Ohio	L	20-28
10.13.79	Kent, Ohio	L	17-28
10.18.80	Bowling Green, Ohio	L	3-24
10.31.81	Bowling Green, Ohio	L	7-13
10.30.82	Kent, Ohio	L	7-41
11.19.83	Kent, Ohio	L	3-38
11.12.84	Kent, Ohio	L	10-27

10.26.85	Bowling Green, Ohio	L	14-26
10.25.86	Kent, Ohio	L	15-31
11.07.87	Bowling Green, Ohio	L	20-30
11.05.88	Kent, Ohio	W	31-19
11.04.89	Bowling Green, Ohio	L	28-51
11.03.90	Kent, Ohio	L	16-20
11.09.91	Bowling Green, Ohio	L	7-35
11.07.92	Kent, Ohio	L	22-28
11.06.93	Bowling Green, Ohio	L	7-40
11.05.94	Kent, Ohio	L	16-22
11.11.95	Kent, Ohio	L	15-26
10.12.96	Bowling Green, Ohio	L	24-31
11.01.97	Kent, Ohio	W	29-20
10.23.98	Bowling Green, Ohio	L	21-42
09.25.99	Kent, Ohio	W	41-27
09.30.00	Kent, Ohio	L	11-18
10.06.01	Bowling Green, Ohio	L	7-24
11.02.02	Kent, Ohio	L	14-45
11.15.03	Bowling Green, Ohio	L	33-42
11.05.05	Kent, Ohio	L	14-24
09.23.06	Bowling Green, Ohio	W	38-3
10.20.07	Kent, Ohio	L	20-31
11.01.08	Bowling Green, Ohio	L	30-45
10.10.09	Kent, Ohio	L	35-36
10.23.10	Bowling Green, Ohio	W	30-6
10.29.11	Kent, Ohio	W	27-15
11.17.12	Bowling Green, Ohio	W	31-24
09.07.13	Kent, Ohio	L	22-41
11.12.14	Bowling Green, Ohio	L	20-30
10.24.15	Kent, Ohio	L	0-48
11.15.16	Bowling Green, Ohio	L	7-42
10.31.17	Kent, Ohio	L	16-34
10.30.18	Bowling Green, Ohio	W	35-28

## WISCONSIN

First meeting

## AKRON

The Wagon Wheel Game

Overall: Akron 35-24-2

Home: Kent State 15-10

Away: Akron 25-9-2

Date	Location	Result	Score
1923	Akron, Ohio	L	0-32
1928	Akron, Ohio	L	6-8
10.05.29	Akron, Ohio	L	0-25
10.11.30	Akron, Ohio	L	6-12
10.10.31	Akron, Ohio	L	6-12
10.22.32	Akron, Ohio	T	0-0
10.07.33	Kent, Ohio	L	6-19
10.06.34	Akron, Ohio	L	0-26
10.11.35	Akron, Ohio	L	0-3
10.09.36	Akron, Ohio	L	0-6
11.09.40	Akron, Ohio	L	7-23
1941	Akron, Ohio	L	13-41
11.14.42	Akron, Ohio	W	23-6
1946	Akron, Ohio	W	13-6
11.14.47	Kent, Ohio	W	6-0
11.12.48	Akron, Ohio	W	31-0
11.12.49	Kent, Ohio	W	47-0
11.11.50	Akron, Ohio	W	19-7
11.10.51	Kent, Ohio	W	48-7
11.07.52	Akron, Ohio	W	34-14
11.07.53	Kent, Ohio	W	54-19
11.06.54	Akron, Ohio	W	58-18
09.09.72	Akron, Ohio	T	13-13
10.26.74	Kent, Ohio	W	51-14
09.15.79	Akron, Ohio	L	13-15
09.19.81	Kent, Ohio	W	17-6
09.03.83	Akron, Ohio	L	6-13

09.01.84	Kent, Ohio	W	24-17
09.14.85	Akron, Ohio	L	0-24
09.13.86	Kent, Ohio	L	7-17
09.12.87	Akron, Ohio	W	27-23
09.10.88	Kent, Ohio	W	32-12
09.09.89	Akron, Ohio	L	7-40
09.08.90	Kent, Ohio	L	10-38
10.10.92	Kent, Ohio	W	20-16
09.11.93	Akron, Ohio	L	7-42
09.17.94	Kent, Ohio	W	32-16
10.28.95	Akron, Ohio	L	6-14
10.05.96	Kent, Ohio	W	32-17
11.08.97	Akron, Ohio	L	35-45
10.09.98	Kent, Ohio	L	16-45
11.13.99	Akron, Ohio	L	34-37
11.18.00	Kent, Ohio	L	6-34
09.29.01	Akron, Ohio	L	10-14
11.23.02	Kent, Ohio	L	10-48
08.28.03	Akron, Ohio	W	41-38
09.23.04	Kent, Ohio	L	19-24
11.24.05	Akron, Ohio	L	3-35
09.30.06	Kent, Ohio	W	37-15
09.22.07	Akron, Ohio	L	20-27
10.04.08	Kent, Ohio	L(2ot)	27-30
11.07.09	Akron, Ohio	L	20-28
10.09.10	Kent, Ohio	W	28-17
11.12.11	Akron, Ohio	W	35-3
11.03.12	Kent, Ohio	W	35-24
11.02.13	Akron, Ohio	L	7-16
11.28.14	Kent, Ohio	W	27-24
11.27.15	Akron, Ohio	L	0-20
10.01.16	Kent, Ohio	L	27-31
11.21.17	Akron, Ohio	L	14-24
10.20.18	Kent, Ohio	L (ot)	23-24

## OHIO

Overall: Ohio 44-25-2

Home: Ohio 23-11-1

Away: Ohio 21-14-1

Date	Location	Result	Score
10.17.36	Athens, Ohio	L	0-6
10.07.49	Athens, Ohio	L	6-34
10.21.50	Kent, Ohio	W	35-13
10.27.51	Athens, Ohio	L	27-28
10.18.52	Kent, Ohio	L	18-27
10.17.53	Athens, Ohio	L	21-40
10.16.54	Kent, Ohio	L	7-14
10.15.55	Athens, Ohio	W	20-14
10.13.56	Kent, Ohio	W	32-13
10.05.57	Athens, Ohio	W	14-9
10.04.58	Kent, Ohio	W	14-6
10.03.59	Athens, Ohio	L	0-46
10.01.60	Kent, Ohio	L	8-25
09.30.61	Athens, Ohio	W	23-17
09.29.62	Kent, Ohio	L	0-21
10.05.63	Athens, Ohio	L	0-20
10.03.64	Kent, Ohio	T	3-3
10.02.65	Athens, Ohio	W	27-10
10.01.66	Kent, Ohio	L	10-12
09.30.67	Athens, Ohio	L	0-1%
09.28.68	Kent, Ohio	L	7-31
09.20.69	Athens, Ohio	L	0-35
09.19.70	Kent, Ohio	L	14-24
09.25.71	Athens, Ohio	L	21-37
09.23.72	Kent, Ohio	W	37-14
09.22.73	Athens, Ohio	W	35-7
09.21.74	Kent, Ohio	L	0-20
09.27.75	Athens, Ohio	L	21-23
09.18.76	Kent, Ohio	L	12-14
10.01.77	Athens, Ohio	W	44-23
09.30.78	Kent, Ohio	W	20-14

09.29.79	Athens, Ohio	L	13-43
10.04.80	Kent, Ohio	W	15-14
11.21.81	Kent, Ohio	L	7-20
11.20.82	Athens, Ohio	L	20-24
10.22.83	Kent, Ohio	L	20-21
10.20.84	Athens, Ohio	W	19-7
11.02.85	Kent, Ohio	L	23-33
11.01.86	Athens, Ohio	W	17-13
10.24.87	Athens, Ohio	W	24-10
10.22.88	Kent, Ohio	L	14-21
10.21.89	Athens, Ohio	L	14-37
10.20.90	Kent, Ohio	W	44-15
10.16.91	Athens, Ohio	L	40-45
09.12.92	Kent, Ohio	L	14-27
10.16.93	Athens, Ohio	L	10-15
10.22.94	Kent, Ohio	W	24-0
09.16.95	Athens, Ohio	T	28-28
10.19.96	Kent, Ohio	L	15-24
08.28.97	Athens, Ohio	L	7-31
11.13.98	Kent, Ohio	L	21-31
10.02.99	Athens, Ohio	L	3-31
10.14.00	Kent, Ohio	L	7-44
10.27.01	Athens, Ohio	W	24-14
10.19.02	Kent, Ohio	L	0-50
11.08.03	Athens, Ohio	W	37-33
10.30.04	Kent, Ohio	W	42-16
09.24.05	Athens, Ohio	L	32-35
10.28.06	Kent, Ohio	L	7-17
09.29.07	Athens, Ohio	W	33-25
10.11.08	Kent, Ohio	L	19-26
10.24.09	Athens, Ohio	W	20-11
11.26.10	Kent, Ohio	W	28-6
10.01.11	Athens, Ohio	L	10-17
11.23.12	Kent, Ohio	W	28--6
11.19.13	Athens, Ohio	W	44-13
08.30.14	Kent, Ohio	L	14-17
11.10.15	Athens, Ohio	L	0-27
10.22.16	Kent, Ohio	L	10-14
10.21.17	Athens, Ohio	L	3-48
10.06.18	Kent, Ohio	L	26-27

## MIAMI

Overall: Miami 49-17

Home: Miami 22-10

Away: Miami 26-7

Neutral: Miami 1-0

Date	Location	Result	Score
10.10.42	Oxford, Ohio	L	7-53
10.04.47	Neutral Site	L	7-35
10.29.55	Kent, Ohio	L	7-19
10.27.56	Oxford, Ohio	L	0-14
10.12.57	Kent, Ohio	L	14-27
10.11.58	Oxford, Ohio	L	0-35
10.10.59	Kent, Ohio	W	14-6
10.08.60	Oxford, Ohio	W	22-19
10.07.61	Kent, Ohio	L	0-21
10.06.62	Oxford, Ohio	L	14-23
10.12.63	Kent, Ohio	L	8-30
10.10.64	Kent, Ohio	L	14-17
10.09.65	Kent, Ohio	W	24-13
10.08.66	Oxford, Ohio	L	0-7
10.07.67	Kent, Ohio	L	7-21
10.05.68	Oxford, Ohio	L	0-24
11.15.69	Kent, Ohio	W	17-14
11.14.70	Oxford, Ohio	L	8-10
11.13.71	Kent, Ohio	L	0-30
11.11.72	Oxford, Ohio	W	21-10
11.10.73	Kent, Ohio	L	10-20
11.09.74	Oxford, Ohio	L	17-19
11.15.75	Kent, Ohio	L	8-27
11.13.76	Oxford, Ohio	W	24-17



# SERIES VS. 2019 OPPONENTS

11.12.77	Kent, Ohio	L	0-25
11.11.78	Oxford, Ohio	L	13-38
11.10.79	Kent, Ohio	L	8-35
11.15.80	Oxford, Ohio	L	14-49
10.03.81	Oxford, Ohio	L	13-20
10.02.82	Kent, Ohio	L	0-20
10.08.83	Oxford, Ohio	L	7-27
10.06.84	Kent, Ohio	L	3-19
11.09.85	Oxford, Ohio	L	24-52
11.08.86	Kent, Ohio	W	24-23
11.14.87	Kent, Ohio	W	14-10
11.12.88	Oxford, Ohio	W	17-11
11.11.89	Kent, Ohio	L	13-15
11.10.90	Oxford, Ohio	L	10-31
11.16.91	Kent, Ohio	L	9-20
11.14.92	Oxford, Ohio	L	14-31
11.13.93	Kent, Ohio	L	14-23
11.12.94	Oxford, Ohio	L	14-24
09.09.95	Kent, Ohio	L	0-39
08.31.96	Oxford, Ohio	L	5-64
10.11.97	Kent, Ohio	L	26-62
11.06.98	Oxford, Ohio	L	0-56
10.16.99	Kent, Ohio	L	10-17
09.23.00	Oxford, Ohio	L	14-45
11.24.01	Kent, Ohio	W	24-20
09.21.02	Oxford, Ohio	L	20-27
10.25.03	Kent, Ohio	L	30-38
10.09.04	Oxford, Ohio	L	27-47
09.17.05	Kent, Ohio	L	10-27
09.16.06	Oxford, Ohio	W	16-14
10.06.07	Kent, Ohio	L	13-20
10.25.08	Oxford, Ohio	W	54-21
09.26.09	Kent, Ohio	W	29-19
10.02.10	Oxford, Ohio	L	21-27
10.15.11	Kent, Ohio	L	3-9
11.10.12	Oxford, Ohio	W	48-32
11.13.13	Kent, Ohio	W	24-6
10.25.14	Oxford, Ohio	L	3-10
10.03.15	Kent, Ohio	W	20-14
10.15.16	Oxford, Ohio	L	14-18
10.14.17	Kent, Ohio	W	17-14
10.13.18	Oxford, Ohio	L	6-31

## TOLEDO

Overall: Toledo 26-21  
Home: Kent State 16-7  
Away: Toledo 19-5

Date	Location	Result	Score
09.26.42	Toledo, Ohio	L	14-26
11.05.55	Toledo, Ohio	W	27-0
11.03.56	Kent, Ohio	W	52-6
11.02.57	Toledo, Ohio	L	7-21
11.01.58	Kent, Ohio	W	32-0
10.31.59	Toledo, Ohio	W	14-7
10.29.60	Kent, Ohio	W	18-13
10.28.61	Toledo, Ohio	L	22-31
10.27.62	Kent, Ohio	W	20-18
11.02.63	Toledo, Ohio	W	20-0
10.31.64	Kent, Ohio	W	14-11
10.30.65	Toledo, Ohio	L	3-7
10.29.66	Kent, Ohio	W	28-20
10.28.67	Toledo, Ohio	L	13-14
10.26.68	Kent, Ohio	L	12-28
10.25.69	Toledo, Ohio	L	17-43
10.24.70	Kent, Ohio	L	17-34
11.20.71	Toledo, Ohio	L	6-41
11.18.72	Kent, Ohio	W	27-9
11.17.73	Toledo, Ohio	W	51-16
11.16.74	Kent, Ohio	W	35-14
11.22.75	Toledo, Ohio	L	28-33
11.20.76	Kent, Ohio	W	35-19

11.19.77	Toledo, Ohio	W	23-12
11.18.78	Kent, Ohio	W	17-13
11.17.79	Toledo, Ohio	L	3-29
11.22.80	Kent, Ohio	W	34-14
11.14.81	Toledo, Ohio	L	0-17
11.13.82	Kent, Ohio	L	0-3
10.29.83	Toledo, Ohio	L	34-37
10.27.84	Kent, Ohio	W	17-6
11.23.85	Toledo, Ohio	L	7-10
09.06.86	Kent, Ohio	W	18-16
10.31.87	Kent, Ohio	W	17-13
10.29.88	Toledo, Ohio	L	28-35
10.28.89	Kent, Ohio	L	42-47
10.27.90	Toledo, Ohio	L	14-28
11.02.91	Kent, Ohio	W	14-13
10.31.92	Toledo, Ohio	L	17-32
10.30.93	Kent, Ohio	L	27-45
10.29.94	Toledo, Ohio	L	14-48
10.09.99	Toledo, Ohio	L	7-47
10.14.06	Kent, Ohio	W	40-14
10.16.10	Toledo, Ohio	L	21-34
11.4.14	Kent, Ohio	L	20-30
10.10.15	Toledo, Ohio	L	7-38
11.15.18	Kent, Ohio	L	34-56

## BUFFALO

Overall: Buffalo 13-11  
Home: Buffalo 8-5  
Away: Kent State 6-5

Date	Location	Result	Score
10.25.37	Buffalo, N.Y.	L	0-13
1938	Kent, Ohio	W	54-0
09.17.66	Kent, Ohio	L	23-27
09.16.67	Buffalo, N.Y.	L	6-30
09.21.68	Kent, Ohio	L	13-21
10.04.69	Buffalo, N.Y.	W	17-8
09.26.70	Kent, Ohio	W	27-21
10.30.99	Kent, Ohio	W	41-20
11.04.00	Buffalo, N.Y.	L(ot)	17-20
10.20.01	Kent, Ohio	W	35-13
10.26.02	Buffalo, N.Y.	W	16-12
11.22.03	Kent, Ohio	W	34-24
11.06.04	Buffalo, N.Y.	W	33-7
11.12.05	Kent, Ohio	L	6-10
11.04.06	Buffalo, N.Y.	L	41-14
11.24.07	Kent, Ohio	L(ot)	23-30
11.28.08	Buffalo, N.Y.	W	24-21
11.27.09	Kent, Ohio	L	6-9
09.19.12	Buffalo, N.Y.	W	23-7
10.26.13	Kent, Ohio	L	21-41
11.5.15	Kent, Ohio	L	17-18
10.08.16	Buffalo, N.Y.	W	44-20
09.30.17	Kent, Ohio	L	13-27
11.06.18	Buffalo, N.Y.	L	14-48

## BALL STATE

Overall: Ball State 21-7  
Home: Ball State 9-4  
Away: Ball State 12-3

Date	Location	Result	Score
09.24.77	Kent, Ohio	W	13-12
09.16.78	Muncie, Ind.	L	3-27
09.22.79	Kent, Ohio	L	10-35
11.08.80	Muncie, Ind.	L	7-34
10.17.81	Muncie, Ind.	W	17-7
10.16.82	Kent, Ohio	L	3-21
10.16.83	Kent, Ohio	L	13-17
10.13.84	Muncie, Ind.	W	15-10
10.19.85	Kent, Ohio	W	45-16

10.18.86	Muncie, Ind.	L	17-26
10.10.87	Muncie, Ind.	L	23-24
10.08.88	Kent, Ohio	L	20-31
10.14.89	Kent, Ohio	L	21-23
10.13.90	Muncie, Ind.	L	0-31
09.21.91	Muncie, Ind.	L	27-28
09.19.92	Kent, Ohio	L	6-10
11.20.93	Muncie, Ind.	L	3-28
11.19.94	Kent, Ohio	L	0-34
11.04.95	Kent, Ohio	L	13-28
11.09.96	Muncie, Ind.	L	6-50
11.10.01	Muncie, Ind.	W	31-18
10.04.03	Kent, Ohio	L	17-34
11.24.06	Muncie, Ind.	L	6-30
09.27.08	Muncie, Ind.	L	20-41
10.30.10	Kent, Ohio	W	33-14
09.29.12	Kent, Ohio	W	45-23
10.12.13	Muncie, Ind.	L	24-27
09.29.18	Muncie, Ind.	L	24-52

## EASTERN MICHIGAN

Overall: Kent State 17-14  
Home: Kent State 10-6  
Away: Eastern Michigan 8-7

Date	Location	Result	Score
10.20.73	Kent, Ohio	W	34-20
09.28.74	Ypsilanti, Mich.	W	13-0
10.30.76	Kent, Ohio	W	38-13
10.22.77	Ypsilanti, Mich.	W	29-13
10.20.79	Ypsilanti, Mich.	L	10-14
10.25.80	Kent, Ohio	W	35-12
11.07.81	Kent, Ohio	W	13-7
11.06.82	Ypsilanti, Mich.	L	7-9
11.05.83	Kent, Ohio	W	37-13
11.03.84	Ypsilanti, Mich.	L	18-20
09.28.85	Kent, Ohio	W	28-3
09.27.86	Ypsilanti, Mich.	W	20-16
09.26.87	Kent, Ohio	L	21-23
09.17.88	Ypsilanti, Mich.	L	14-21
09.02.89	Ypsilanti, Mich.	L	7-30
11.17.90	Kent, Ohio	W	25-24
10.05.91	Kent, Ohio	L	20-21
09.26.92	Ypsilanti, Mich.	W	17-14
10.09.93	Ypsilanti, Mich.	L	15-20
10.08.94	Kent, Ohio	L	10-24
11.18.95	Kent, Ohio	L	7-40
10.26.96	Ypsilanti, Mich.	L	10-51
09.20.97	Ypsilanti, Mich.	W	41-38
10.02.98	Kent, Ohio	L	17-26
11.13.04	Kent, Ohio	W	69-17
10.01.05	Ypsilanti, Mich.	L	20-27
11.17.06	Kent, Ohio	W	14-6
10.17.09	Ypsilanti, Mich.	W	28-6
11.19.11	Kent, Ohio	W	28-22
10.06.12	Ypsilanti, Mich.	W	41-14
11.23.18	Kent, Ohio	L	20-28



**TEAM STATISTICS**

Sep 1	at Illinois	L, 24-31	0-1	0-0	3:24	31898
Sep 8	Howard	W, 54-14	1-1	0-0	3:45	15242
Sep 15	at Penn State	L, 10-63	1-2	0-0	2:28	106528
Sep 22	at Ole Miss	L, 3-42	1-3	0-0	5:39	50417
Sep 29	at Ball State*	L, 24-52	1-4	0-1	3:31	9367
Oct. 6	Ohio*	L, 26-27	1-5	0-2	3:09	20062
Oct. 13	at Miami*	L, 17-14	1-6	0-3	3:13	5003
Oct. 20	Akron*	L, 23-24	1-7	0-4	3:19	18774
Oct. 30	at Bowling Green*	W, 35-28	2-7	1-4	3:43	13131
Nov. 6	at Buffalo*	L, 20-48	2-8	1-5	3:07	15078
Nov. 15	Toledo*	L, 34-56	2-9	1-6	3:39	5387
Nov. 23	Eastern Michigan*	L, 20-28	2-10	1-7	3:26	6125

\* indicates conference game

SCORE BY QUARTERS	1st	2nd	3rd	4th	OT	Total
Kent State	78	67	82	54	6	287
Opponents	111	96	146	80	7	440

CATEGORY	KSU	OPP
SCORING	287	440
POINTS PER GAME	23.9	36.7
POINTS OFF TURNOVERS	30	93
FIRST DOWNS	249	267
RUSHING	113	117
PASSING	108	122
PENALTY	28	28
RUSHING YARDAGE	2060	2643
YARDS GAINED RUSHING	2483	2941
YARDS LOST RUSHING	423	298
RUSHING ATTEMPTS	494	543
AVERAGE PER RUSH	4.2	4.9
AVERAGE PER GAME	171.7	220.2
TDS RUSHING	20	38
PASSING YARDAGE	2543	2988
COMP-ATT-INT	247-420-10	208-352-9
AVERAGE PER PASS	6.1	8.5
AVERAGE PER CATCH	10.3	14.4
AVERAGE PER GAME	211.9	249.0
TDS PASSING	14	20
TOTAL OFFENSE	4603	5631
TOTAL PLAYS	914	895
AVERAGE PER PLAY	5.0	6.3
AVERAGE PER GAME	383.6	469.2
KICK RETURNS: #-YARDS	31-699	34-580
PUNT RETURNS: #-YARDS	18-71	26-388
INT RETURNS: #-YARDS	9-82	10-167
KICK RETURN AVERAGE	17.3	17.1
PUNT RETURN AVERAGE	3.9	14.9
INT RETURN AVERAGE	9.1	16.7
FUMBLES-LOST	17-10	22-10
PENALTIES-YARDS	107-904	91-899
AVERAGE PER GAME	75.3	74.9
PUNTS-YARDS	81-3050	57-2202
AVERAGE PER PUNT	37.7	38.6
NET PUNT AVERAGE	32.4	34.6
KICKOFFS-YARDS	57-3006	79-4833
AVERAGE PER KICK	52.7	61.2
NET KICK AVERAGE	39.4	40.3
TIME OF POSSESSION/GAME	27:51	32:09
3RD-DOWN CONVERSIONS	68/199	74/183
3RD-DOWN PCT	34%	40%
4TH-DOWN CONVERSIONS	14/26	15/31
4TH-DOWN PCT	54%	48%
SACKS BY-YARDS	24-155	43-235
MISC YARDS	0	0
TOUCHDOWNS SCORED	35	60
FIELD GOALS-ATTEMPTS	14-17	7-12
ON-SIDE KICKS	1-1	0-0
RED-ZONE SCORES	(36-40) 90%	(44-60) 73%
RED-ZONE TDS	(24-40) 60%	(39-60) 65%
PAT-ATTEMPTS	(33-34) 97%	(57-58) 98%
ATTENDANCE	65590	231422

**INDIVIDUAL STATS**

RUSHING	GP	Att	Gain	Loss	Net	Avg	TD	Long	Avg/g	
SHAW, JO-EL	10	138	707	50	657	4.8	7	76	76	
RANKIN, JUSTIN	11	117	634	60	574	4.9	4	61	52.2	
BARRETT, WOODY	12	163	782	279	503	3.1	7	45	41.9	
MATTHEWS, WILL	12	29	122	7	115	4.0	1	21	9.6	
CRUM, DUSTIN	9	19	119	8	111	5.8	1	19	12.3	
PRICE, KAVIOUS	11	3	33	0	33	11.0	0	24	3.0	
EDWARDS, DARRICK	1	8	31	0	31	3.9	0	8	31.0	
HARRELL, TREY	11	4	24	0	24	6.0	0	12	2.2	
WILLIAMS, XAVIER	3	3	12	2	10	3.3	0	9	3.3	
DIXON, ANTWAN	12	5	18	10	8	1.6	0	11	0.7	
DULKA, ADAM	12	1	1	0	1	1.0	0	1	0.1	
TEAM	5	4	0	7	-7	-1.8	0	0	-1.4	
Total.....	12	494	2483	423	2060	4.2	20	76	171.7	
Opponents.....	12	543	2941	298	2643	4.9	38	69	220.2	
PASSING	GP	Effic	Comp	Att	Int	Pct	Yds	TD	Lng	Avg/G
BARRETT, WOODY	12	113.79	229	390	9	58.7	2339	11	75	194.9
CRUM, DUSTIN	9	138.46	16	27	0	59.3	176	2	60	19.6
PRICE, KAVIOUS	11	190.60	1	2	1	50.0	18	1	18	1.6
WASHINGTON, MYLES	10	184.00	1	1	0	100.0	10	0	10	1.0
Total.....	12	115.91	247	420	10	58.8	2543	14	75	211.9
Opponents.....	12	144.03	208	352	9	59.1	2988	20	95	249.0
RECEIVING	GP	Rec	Yds	Avg	TD	Long	Avg/G			
DIXON, ANTWAN	12	52	532	10.2	2	47	44.3			
CARRIGAN, MIKE	12	45	597	13.3	5	49	49.8			
MCKOY, ISAIAH	11	42	423	10.1	3	75	38.5			
HARRELL, TREY	11	23	217	9.4	0	29	19.7			
PRICE, KAVIOUS	11	18	110	6.1	0	23	10.0			
RANKIN, JUSTIN	11	14	127	9.1	1	29	11.5			
JAMES, RAEKWON	12	10	94	9.4	0	23	7.8			
SHAW, JO-EL	10	9	84	9.3	2	24	8.4			
DULKA, ADAM	12	8	86	10.8	1	15	7.2			
WOODS, JOHNNY	11	7	104	14.9	0	43	9.5			
MCFADDEN, LOWKEYIOUS	3	6	94	15.7	0	60	31.3			
MATTHEWS, WILL	12	5	47	9.4	0	19	3.9			
LAWRENCE BURKE, MANDEA	4	2	13	6.5	0	9	3.2			
WASHINGTON, MYLES	10	2	12	6.0	0	8	1.2			
BARRETT, WOODY	12	2	-14	-7.0	0	0	-1.2			
BAHR, MATT	12	1	10	10.0	0	10	0.8			
BRUMFIELD, CONNOR	3	1	7	7.0	0	7	2.3			
Total.....	12	247	2543	10.3	14	75	211.9			
Opponents.....	12	208	2988	14.4	20	95	249.0			
PUNT RETURNS	No	Yds	Avg	TD	Long					
TYSON, ZAQUON	17	49	2.9	0	18					
MARSHALL, DARRYL	1	22	22.0	0	0					
Total.....	18	71	3.9	0	18					
Opponents.....	26	388	14.9	1	83					
KICK RETURNS	No	Yds	Avg	TD	Long					
RANKIN, JUSTIN	13	241	18.5	0	32					
PARKER, JAMAL	10	301	30.1	0	64					
SHAW, JO-EL	5	99	19.8	0	42					
MATTHEWS, WILL	2	46	23.0	0	23					
WASHINGTON, MYLES	1	12	12.0	0	12					
Total.....	31	699	22.5	0	64					
Opponents.....	34	580	17.1	0	52					
SCORING	TD	FGs	Kick	Rush	Rcv	Pass	DXP	Saf	Points	
TRICKETT, MATTHEW	0	14	1733	340	0	0	0	0	75	
SHAW, JO-EL	9	0	0	0	0	0	0	0	54	
BARRETT, WOODY	7	0	0	0	0	0	0	0	42	
RANKIN, JUSTIN	5	0	0	0	0	0	0	0	30	
CARRIGAN, MIKE	5	0	0	0	0	0	0	0	30	
MCKOY, ISAIAH	3	0	0	0	0	0	0	0	18	
DIXON, ANTWAN	2	0	0	0	0	0	0	0	12	
CRUM, DUSTIN	1	0	0	0	0	0	0	0	6	
DULKA, ADAM	1	0	0	0	0	0	0	0	6	
MATTHEWS, WILL	1	0	0	0	0	0	0	0	6	
PARKER, JAMAL	1	0	0	0	0	0	0	0	6	

HINES, ELVIS	0	0-0	0-0	0-0	0	0-0	0	1	2
Total.....	35	14-1733	340-1	0	0	0-0	0	1	287
Opponents.....	60	7-12	57-58	0-1	1	1-1	0	0	440
<b>TOTAL OFFENSE</b>	<b>GP</b>	<b>Plays</b>	<b>Rush</b>	<b>Pass</b>	<b>Total</b>	<b>Avg/G</b>			
BARRETT, WOODY	12	553	503	2339	2842	236.8			
SHAW, JO-EL	10	138	657	0	657	65.7			
RANKIN, JUSTIN	11	117	574	0	574	52.2			
CRUM, DUSTIN	9	46	111	176	287	31.9			
MATTHEWS, WILL	12	29	115	0	115	9.6			
PRICE, KAVIOUS	11	5	33	18	51	4.6			
EDWARDS, DARRICK	1	8	31	0	31	31.0			
HARRELL, TREY	11	4	24	0	24	2.2			
WILLIAMS, XAVIER	3	3	10	0	10	3.3			
WASHINGTON, MYLES	10	1	0	10	10	1.0			
DIXON, ANTWAN	12	5	8	0	8	0.7			
DULKA, ADAM	12	1	1	0	1	0.1			
TEAM	5	4	-7	0	-7	-1.4			
Total.....	12	914	2060	2543	4603	383.6			
Opponents.....	12	895	2643	2988	5631	469.2			



## INDIVIDUAL STATS

ALL PURPOSE	GP	Rush	Rec	PR	KOR	IR	Tot	Avg/G
RANKIN, JUSTIN	11	574	127	0	241	0	942	85.6
SHAW, JO-EL	10	657	84	0	99	0	840	84.0
CARRIGAN, MIKE	12	0	597	0	0	0	597	49.8
DIXON, ANTWAN	12	8	532	0	0	0	540	45.0
BARRETT, WOODY	12	503	-14	0	0	0	489	40.8
MCKOY, ISAIAH	11	0	423	0	0	0	423	38.5
PARKER, JAMAL	12	0	0	0	301	20	321	26.8
HARRELL, TREY	11	24	217	0	0	0	241	21.9
MATTHEWS, WILL	12	115	47	0	46	0	208	17.3
PRICE, KAVIOUS	11	33	110	0	0	0	143	13.0
CRUM, DUSTIN	9	111	0	0	0	0	111	12.3
WOODS, JOHNNY	11	0	104	0	0	0	104	9.5
JAMES, RAEKWON	12	0	94	0	0	0	94	7.8
MCFADDEN, COLTEN	3	0	94	0	0	0	94	31.3
DULKA, ADAM	12	1	86	0	0	0	87	7.2
TYSON, ZAQUON	12	0	0	49	0	0	49	4.1
EDWARDS, DARRICK	1	31	0	0	0	0	31	31.0
HINES, ELVIS	11	0	0	0	0	26	26	2.4
WASHINGTON, MYLES	10	0	12	0	12	0	24	2.4
BAHR, MATT	12	0	10	0	0	13	23	1.9
MARSHALL, DARRYL	12	0	0	22	0	0	22	1.8
MCRABE, JUANTEZ	4	0	0	0	0	15	15	3.8
LAWRENCE-BURKE	4	0	13	0	0	0	13	3.2
WILLIAMS, XAVIER	3	10	0	0	0	0	10	3.3
FAULKNER, NICK	12	0	0	0	0	8	8	0.7
BRUMFIELD, CONNOR	3	0	7	0	0	0	7	2.3
TEAM	5	-7	0	0	0	0	-7	-1.4
Total.....	12	2060	2543	71	699	82	5455	454.6
Opponents.....	12	2643	2988	388	580	167	6766	563.8

## INDIVIDUAL STATS

FIELD GOALS	FGM-FGA	Pct	1-19	20-29	30-39	40-49	50+	Lg	Blk
TRICKETT, MATTHEW	14-17	82.4	0-0	6-7	7-7	1-3	0-0	49	0

PUNTING	No.	Yds	Avg	Long	TB	FC	I20	50+	Blk
TRICKETT, MATTHEW	35	1354	38.7	52	1	13	11	2	0
ADAMS, DEREK	31	1245	40.2	77	1	4	8	7	0
URENOVITCH, GRANT	10	341	34.1	58	0	1	1	2	0
BARRETT, WOODY	4	110	27.5	36	0	0	2	0	0
CRUM, DUSTIN	1	0	0	0	0	0	0	0	0
TEAM	1	0	0.0	0	0	0	0	0	1
Total.....	83	3528	42.5	74	9	24	21	18	1
Opponents.....	57	2390	41.9	61	3	9	22	11	1

KICKOFFS	No.	Yds	Avg	TB	OB	Retn	Net	YdLn
MCFADDEN, COLTEN	55	2909	52.9	15	2			
TRICKETT, MATTHEW	2	97	48.5	0	1			
Total.....	57	3006	52.7	15	2	580	36.0	29
Opponents.....	79	4833	61.2	38	5	699	40.3	24

FIELD GOAL SEQUENCE	Kent State	Opponents
Illinois	(27)	(50), 49
Howard	(34)	-
Penn State	(24)	-
Ole Miss	48, (32)	38, (27)
Ball State	(29)	(28)
Ohio	(49), (39), (38), (28)	-
Miami	43	(42), 39
Akron	(32)	(25)
Bowling Green	-	(30), (34), 37
Buffalo	-	-
Toledo	(27), (38)	-
Eastern Michigan	(23), 29, (35)	35

Numbers in parentheses indicate field goal was made.

## GAME-BY-GAME STARTING LINEUPS

OFFENSE	WR	RB	LT	LG	C	RG	RT	TE/WR	QB	WR	WR/TE
Illinois	Carrigan	Matthews	Viaud	Sams	Warnock	Van Hoef	Marinelli	Washington	Barrett	Dixon	Harrell
Howard	Carrigan	Rankin	Viaud	Sams	Warnock	Van Hoef	Marinelli	Monnin	Barrett	James	Harrell
Penn State	Carrigan	Rankin	Viaud	Sams	Warnock	Van Hoef	Marinelli	McKoy	Barrett	Price	Harrell
Ole Miss	Carrigan	Rankin	Viaud	Sams	Warnock	Van Hoef	Marinelli	McKoy	Barrett	Dixon	Harrell
Ball State	Carrigan	Rankin	Gibbs	Sams	Warnock	Monnin	Marinelli	Washington	Barrett	McKoy	Harrell
Ohio	Carrigan	Rankin	Gibbs	Sams	Warnock	Monnin	Marinelli	Washington	Barrett	McKoy	Harrell
Miami	Carrigan	Rankin	Viaud	Sams	Warnock	Monnin	Marinelli	Dixon	Barrett	McKoy	Harrell
Akron	Carrigan	Rankin	Sams	Van Hoef	Warnock	Monnin	Viaud	Washington	Barrett	McKoy	Dulka
Bowling Green	Carrigan	Shaw	Gibbs	Sams	Warnock	Monnin	Marinelli	Washington	Barrett	Woods	Dixon
Buffalo	Carrigan	Shaw	Gibbs	Sams	Warnock	Monnin	Viaud	Washington	Barrett	McKoy	Dixon
Toledo	Carrigan	Shaw	Gibbs	Sams	Warnock	Monnin	Marinelli	Dulka	Barrett	McKoy	Dixon
Eastern Michigan	Carrigan	Shaw	Gibbs	Sams	Warnock	Monnin	Marinelli	Woods	Barrett	Price	Dixon

DEFENSE	DE	DE	NT	OLB	ILB	ILB	DB	CB	CB	S	S/OLB
Illinois	Eboigbe	Silva	Morris	Faulkner	Bahr	Jones	Hines	Sherald	Marshall	Parker	McRae
Howard	Eboigbe	Silva	Morris	Faulkner	Bahr	Jones	Hines	Sherald	Marshall	Parker	McRae
Penn State	Eboigbe	Silva	Morris	Faulkner	Bahr	Hicks	Hines	Sherald	Marshall	Parker	McRae
Ole Miss	Eboigbe	Silva	Morris	Faulkner	Bahr	Jones	Hines	Sherald	Marshall	Parker	Daniel
Ball State	Eboigbe	Silva	Morris	Faulkner	Bahr	Jones	Hines	Sherald	Marshall	Parker	Daniel
Ohio	Eboigbe	Silva	Morris	Faulkner	Bahr	Jones	Hines	Sherald	Marshall	Parker	Gamble
Miami	Eboigbe	Silva	Morris	Faulkner	Bahr	Jones	Hines	Sherald	Marshall	Parker	Harmon
Akron	Eboigbe	Silva	Morris	Gamble	Phillips	Jones	Hines	Sherald	Marshall	Parker	Salaam
Bowling Green	Eboigbe	Silva	Morris	Faulkner	Phillips	Hicks	Hines	Sherald	Marshall	Parker	Gamble
Buffalo	Eboigbe	Silva	Morris	Faulkner	Phillips	Hicks	Hines	Sherald	Marshall	Parker	Gamble
Toledo	Eboigbe	Silva	Morris	Faulkner	Bahr	Hicks	Hines	Sherald	Marshall	Parker	Gamble
Eastern Michigan	Eboigbe	Silva	Morris	Faulkner	Bahr	Phillips	Sherald	Miller	Marshall	Parker	Gamble

**DEFENSIVE STATISTICS**

		-----Tackles-----				Sacks-		---Pass Def---			---Fumbles---		Blk	
DEFENSIVE LEADERS	GP	Solo	Ast	Total	TFL/Yds	No-Yards	Int-Yds	BrUp	QBH		Rcv-Yds	FF	Kick	Saf
BAHR, MATT	12	50	41	91	7.5-30	3.0-20	1-13	2	2			1		
SHERALD, KEITH	12	62	29	91	5.5-23	3.0-16		6	2		1-7	2		
PARKER, JAMAL	12	52	31	83	1.0-0		2-20	7	2		1-16			
HICKS, DALTON	12	37	31	68	1.5-3			1			1--1			
PHILLIPS, CEPEDA	12	32	18	50	3.0-6				1		2-0	1		
JONES, JIM	10	25	22	47	1.0-2	1.0-2		1	3		1-0	1		
MORRIS, KALIL	12	29	18	47	6.0-18	2.0-10			1				2	
SILVA, JORDAN	12	27	18	45	3.0-19	2.0-18		1	1		1-0	1		
HINES, ELVIS	11	31	10	41	2.0-6	1.0-4	1-26	7						1
MARSHALL, DARRYL	12	32	8	40	1.0-8	1.0-8	1-0	5				1	1	
GAMBLE, KESEAN	12	30	9	39	2.0-5		1-0		1					
FAULKNER, NICK	12	17	19	36	5.0-15	1.0-4	1-8	1	1					
EBOIGBE, THEO	12	14	16	30	3.0-12	2.0-11		1	2		1-0	1		
MAJETTE, THEO	12	18	6	24	5.5-40	4.5-39			6			1		
DANIEL, MILES	12	13	7	20	1.0-2		1-0	1						
HILL, DOMINIC	10	9	6	15	1.0-5	1.0-5								
MCRAE, JUANTEZ	4	8	4	12			1-15		1					
PETERS, AKEAM	5	8	1	9				2						
ROBINSON, ISHMAEL	7	5	3	8										
SALAAM, JEREMIAH	7	5	2	7	1.0-2			1						
WEST, ZAYIN	12	2	4	6					1					
MILLER, MONTRE	4	4	1	5				2						
WARIBOKO, DENNIS	12	4	1	5	0.5-8	0.5-8			1					
HARMON, MATT	4	3	2	5	1.0-4						1-0			
RANKIN, JUSTIN	11	3	1	4										
BELL, MATT	6	2	2	4	1.5-8	1.0-7								
MATTHEWS, WILL	12	4	.	4										
SAMS, JULIAN	12	2	.	2										
MCFADDEN, COLTEN	12	2	.	2										
BRONCZEK, JOHN HENRY	8	2	.	2										
SPEAR, SEBASTIAN	3	1	1	2	1.0-5									
TRICKETT, MATTHEW	12	2	.	2										
HARRELL, TREY	11	1	1	2							1-0			
RAY, JAE'VANTE	6	2	.	2	1.0-3									
BARRETT, WOODY	12	1	.	1										
PRICE, KAVIOUS	11	1	.	1										
TYSON, ZAQUON	12	1	.	1										
MUSOLINO, A.J.	10	1	.	1										
MCKOY, ISAIAH	11	1	.	1										
HOAG, ALEX	3	.	1	1										
MARINELLI, MIKE	11	1	.	1										
PALUMBO, JOEY	12	1	.	1										
ARRIGAN, MIKE	12	1	.	1										
Total.....	12	546	313	859	55-224	24-155	9-82	38	25		10-22	9	3	1
Opponents.....	12	581	272	853	120.0-438	43-235	10-167	49	21		10-16	8		

**GAME-BY-GAME PASSING**

Game	Woody Barrett	Dustin Crum
Illinois	28-41-2-2-270	-
Howard	13-27-1-1-156	0-2-0-0-0
Penn State	20-38-1-0-176	1-2-0-0-4
Ole Miss	24-42-0-1-224	-
Ball State	30-44-1-1-314	-
Ohio	27-35-2-2-271	-
Miami	15-29-0-1-149	-
Akron	16-30-1-0-188	-
Bowling Green	14-24-2-0-157	-
Buffalo	6-13-0-0-27	8-15-1-0-56
Toledo	17-33-1-1-198	7-8-1-0-116
Eastern Michigan	19-34-0-0-209	4-5-0-40-0
<b>Total</b>	<b>229-390-11-9-2339</b>	<b>16-27-2-0-176</b>

Format is Comp.-Att.-TDs-INTs-Yards

**GAME-BY-GAME COMPARISON**

Opponent	Score	Total	Rush	Pass	Pen	Number-Yards	Comp-Att-Int	Yards	Plays-Yards	Yards	TO
Illinois	24-31	24/22	12/12	12/10	0/0	43-183/49-279	28-41-2/13-24-0	270/190	84-453/73-469	30/55	2/1
Howard	54-14	26/17	16/8	8/5	2/4	52-355/53-65	13-29-1/13-30-2	156/205	81-511/83-270	84/130	4/4
Penn State	10-63	18/26	7/14	8/9	3/3	37-41/45-297	21-40-0/14-25-1	180/370	77-221/70-667	72/145	0/1
Ole Miss	17-38	23/26	11/9	9/16	3/1	41-148/37-209	25-43-1/28-38-1	242/442	84-390/75-651	94/44	2/1
Ball State	24-52	24/32	6/7	16/19	2/6	41-147/42-160	30-44-1/32-52-1	314/446	85-461/94-606	137/151	3/2
Ohio	26-27	25/25	10/8	12/13	3/4	36-201/38-130	27-35-2/18-20-1	271/284	71-472/58-414	59/171	3/4
Miami	6-31	14/25	6/13	7/9	1/3	31-125/51-295	15-29-1/16-25-0	149/209	60-274/76-504	9/1	1/1
Akron	23-24	18/19	8/5	8/13	2/1	43-173/39-143	17-31-0/19-35-1	198/219	74-371/74-362	-2/13	0/1
Bowling Green	35-28	21/18	13/5	6/11	2/2	50-225/39-86	14-24-0/21-38-1	157/231	74-382/77-317	37/55	1/1
Buffalo	14-48	12/22	7/15	5/6	0/1	40-100/57-358	14-28-0/9-21-0	83/120	68-183/78-478	0/86	0/1
Toledo	34-56	23/21	6/13	11/6	6/2	35-183/49-384	24-41-1/12-18-0	314/133	76-497/67-517	188/197	1/0
Eastern Michigan	20-28	21/14	11/8	6/5	4/1	45-179/44-237	19-35-1/13-26-1	209/139	80-388/70-376	166/103	3/2
Totals	287-440	249/267	113/117	108/122	28/28	494-2060/543-2643	247-420-10/208-352-9	2543/2988	914-4603/895-5631	874/1151	20/19

Opponent	3rd Down	4th Down	Time Poss	Margin	Yds/Rush	Yds/Pass	Yds/Play	Punting	Pen Yds
Illinois	5-17/7-15	4-6/0-0	32:03/27:57	4:06	4.3/5.7	6.6/7.9	5.4/6.4	5-38.2/5-53.4	5-38/3-25
Howard	6-14/2-17	0-0/1-9	29:36/30:24	-0:48	6.8/1.2	5.4/6.8	6.3/3.3	5-30.0/6-27.7	15-150/11-113
Penn State	7-20/5-12	0-0/2-3	31:38/28:22	3:16	1.1/6.6	4.5/14.8	2.9/9.5	11-36.8/2-48.5	10-83/9-109
Ole Miss	5-17/6-13	3-4/1-1	27:52/32:08	-4:16	3.6/5.6	5.6/11.6	4.6/8.7	5-37.4/4-36.8	7-55/8-90
Ball State	5-16/11-20	1-3/2-2	26:01/33:59	-7:58	3.6/3.8	7.1/8.6	5.4/6.4	5-41.2/4-39.8	17-142/11-91
Ohio	6-12/6-10	0-1/1-2	28:31/31:29	-2:58	5.6/3.4	7.7/14.2	6.6/7.1	2-40.5/2-53.0	11-100/6-61
Miami	5-15/5-14	0-0/2-3	20:54/39:06	-18:12	4.0/5.8	5.1/8.4	4.6/6.6	9-38.2/3-32.3	10-70/6-40
Akron	5-19/10-19	3-4/0-0	27:33/32:27	-4:54	4.0/3.7	6.4/6.3	5.0/4.9	9-43.4/8-38.2	6-46/7-65
Bowling Green	7-17/6-18	1-1/1-1	28:34/31:26	-2:52	4.5/2.2	6.5/6.1	5.2/4.1	9-41.3/8-40.8	11-86/11-85
Buffalo	6-18/6-15	1-2/3-6	24:35/35:25	-10:50	2.5/6.3	3.0/5.7	2.7/6.1	10-29.3/3-35.0	4-35/3-20
Toledo	6-17/8-15	0-1/0-2	27:36/32:24	-4:48	5.2/7.8	7.7/7.4	6.5/7.7	6-39.3/4-31.8	8-69/12-140
Eastern Michigan	5-17/2-15	1-4/2-2	29:23/30:37	-1:14	4.0/5.4	6.0/5.3	4.8/5.4	5-38.8/8-37.4	3-30/4-60
Totals	68-199/74-183	14-26/15-31	334:16/385:44	-51:28	4.2/4.9	6.1/8.5	5.0/6.3	81-37.7/57-38.6	904/899

Note: Game totals are displayed in the format TEAM/OPPONENT for each category





## INDIVIDUAL GAME-BY-GAME RUSHING

Player	No-Yds/TD	ILL	HOW	PSU	MISS	BALL	OHIO	MIAMI	AKRON	BGSU	UB	TOLEDO	EMU
SHAW, JO-EL	138-657/7	DNP	12-105/3	10-22/0	5-22/0	DNP	8-17/0	-	10-38/0	26-128/2	20-50/0	16-116/1	31-159/1
RANKIN, JUSTIN	117-574/4	15-52/0	12-147/1	3-0/0	15-64/0	19-75/2	16-123/0	14-50/0	15-49/1	DNP	4-5/0	3-9/0	1-0/0
BARRETT, WOODY	163-503/7	18-117/1	10-18/1	16--18/0	19-53/1	12--9/0	12-61/0	16-75/1	16-81/1	17-77/1	5--13/0	10-36/1	12-25/0
MATTHEWS, WILL	29-115/1	8-6/0	6-46/1	4-16/0	1--3/0	8-49/0	-	-	-	2-1/0	-	-	-
CRUM, DUSTIN	19-111/1	DNP	-	3-23/0	DNP	DNP	-	-	-	1-10/0	10-66/1	4-17/0	1--5/0
PRICE, KAVIOUS	3-33/0	1-9/0	-	-	-	1-24/0	-	DNP	1-0/0	-	-	-	-
EDWARDS, DARRICK	8-31/0	DNP	8-31/0	DNP	DNP	DNP	DNP	DNP	DNP	DNP	DNP	DNP	DNP
HARRELL, TREY	4-24/0	-	-	-	1-12/0	1-8/0	-	1-0/0	-	-	-	1-4/0	DNP
WILLIAMS, XAVIER	3-10/0	DNP	3-10/0	DNP	DNP	-	-	DNP	DNP	DNP	DNP	DNP	DNP
DIXON, ANTWAN	5-8/0	-	-	-	-	-	-	-	1-5/0	3-11/0	1--8/0	-	-
DULKA, ADAM	1-1/0	-	-	-	-	-	-	-	-	-	-	1-1/0	-
TEAM	4--7/0	1--1/0	1--2/0	1--2/0	DNP	DNP	DNP	DNP	-	1--2/0	DNP	DNP	DNP

## INDIVIDUAL GAME-BY-GAME RECEIVING (RECEPTIONS-YARDS/TDs)

Player	No-Yds/TD	ILL	HOW	PSU	MISS	BALL	OHIO	MIAMI	AKRON	BGSU	UB	TOLEDO	EMU
CARRIGAN, MIKE	45-597/5	8-62/1	2--3/0	3-58/1	6-88/0	4-85/0	2-3/1	4-51/0	2-40/0	2-33/0	2-13/1	7-110/1	3-57/0
DIXON, ANTWAN	52-532/2	3-48/1	-	5-59/0	6-36/0	5-55/0	6-36/0	3-31/0	4-54/0	6-73/1	4-14/0	5-60/0	5-66/0
MCKOY, ISAIAH	42-423/3	-	4-74/1	3-21/0	3-30/0	10-68/0	8-118/1	4-31/0	4-26/0	3-26/0	-	3-29/1	DNP
HARRELL, TREY	23-217/0	2-23/0	-	3-2/0	5-55/0	4-37/0	5-52/0	3-38/0	-	-	-	1-10/0	DNP
RANKIN, JUSTIN	14-127/1	1-6/0	2-22/0	2-18/0	1-9/0	2-9/0	2-29/0	1--2/0	3-36/1	DNP	-	-	-
PRICE, KAVIOUS	18-110/0	4-32/0	-	1-4/0	-	1-4/0	-	DNP	1-23/0	1--3/0	3-25/0	4-20/0	3-5/0
WOODS, JOHNNY	7-104/0	DNP	-	-	-	1-23/0	2-26/0	-	1-2/0	-	-	-	3-53/0
JAMES, RAEKWON	10-94/0	4-42/0	3-34/0	-	-	-	-	-	-	-	2-16/0	1-2/0	-
MCFADDEN, LONKEVIOUS	6-94/0	DNP	DNP	DNP	DNP	DNP	DNP	DNP	DNP	DNP	2-4/0	2-81/0	2-9/0
DULKA, ADAM	8-86/1	1-15/0	2-29/0	-	1-2/0	1-12/1	1-10/0	-	1-7/0	-	1-11/0	-	-
SHAW, JO-EL	9-84/2	DNP	-	3-14/0	2-33/1	DNP	-	-	-	2-28/1	-	1-2/0	1-7/0
MATTHEWS, WILL	5-47/0	3-26/0	-	-	-	2-21/0	-	-	-	-	-	-	-
LAWRENCE-BURKE	2-13/0	1-9/0	-	1-4/0	-	DNP	DNP	DNP	DNP	DNP	DNP	DNP	DNP
WASHINGTON, MYLES	2-12/0	-	DNP	DNP	-	-	-	-	1-10/0	-	-	-	2-12/0
BAHR, MATT	1-10/0	-	-	-	-	-	-	-	DNP	-	-	-	-
BRUMFIELD, CONNOR	1-7/0	1-7/0	-	-	-	DNP	DNP	DNP	DNP	DNP	DNP	DNP	DNP
BARRETT, WOODY	2--14/0	-	-	-	1--11/0	-	1--3/0	-	-	-	-	-	-

## INDIVIDUAL GAME-BY-GAME TACKLES

Player	Overall	ILL	HOW	PSU	MISS	BALL	OHIO	MIAMI	AKRON	BGSU	UB	TOLEDO	EMU
BAHR, MATT	50-41-91	3-4	8-3	3-6	9-3	6-8	2-2	7-1	-	2-1	3-1	3-5	4-7
SHERALD JR., KEITH	62-29-91	5-0	4-1	2-1	4-4	6-5	6-2	10-4	3-3	6-2	4-3	4-2	8-2
PARKER, JAMAL	52-31-83	8-2	4-1	4-1	5-7	1-6	6-0	6-1	3-1	3-3	4-3	5-4	3-2
HICKS, DALTON	37-31-68	2-0	2-1	4-8	1-1	1-0	2-0	4-1	1-2	6-8	7-4	7-6	-
PHILLIPS, CEPEDA	32-18-50	0-1	3-3	3-2	0-1	-	-	-	10-2	3-5	6-3	2-1	5-0
JONES, JIM	25-22-47	5-6	3-1	DNP	2-5	1-5	4-2	3-1	3-0	DNP	2-1	2-0	0-1
MORRIS, KALIL	29-18-47	1-1	1-2	-	3-3	5-6	4-1	3-1	2-1	1-1	4-2	3-0	2-0
SILVA, JORDAN	27-18-45	0-2	2-2	2-3	0-1	0-3	2-1	4-0	6-0	5-2	0-2	1-1	5-1
HINES, ELVIS	31-10-41	2-2	3-0	2-2	4-3	5-0	4-0	1-1	3-0	2-2	4-0	1-0	DNP
MARSHALL, DARRYL	32-8-40	5-0	1-0	1-1	4-1	4-1	4-0	1-2	6-1	3-1	1-0	1-0	1-1
GAMBLE, KESEAN	30-9-39	0-1	2-0	-	1-1	-	7-1	4-0	1-2	5-1	4-0	5-3	1-0
FAULKNER, NICK	17-19-36	1-1	4-1	3-0	2-3	3-3	-	-	0-1	1-4	0-1	2-2	1-3
EBOIGBE, THEO	14-16-30	2-3	2-0	0-1	0-1	0-2	0-1	3-0	1-2	1-4	2-0	2-2	1-0
MAJETTE, THEO	18-6-24	3-0	2-0	1-1	-	1-2	3-0	0-1	1-2	4-0	1-0	1-0	1-0
DANIEL, MILES	13-7-20	1-0	2-0	1-0	4-1	2-2	-	1-0	0-1	-	2-2	-	0-1
HILL, DOMINIC	9-6-15	DNP	2-0	3-0	1-3	0-2	-	2-0	-	-	1-1	-	DNP
MCRAE, JUANTEZ	8-4-12	2-1	4-1	2-2	DNP	DNP	DNP	DNP	DNP	DNP	DNP	1-1	DNP
PETERS, AKEAM	8-1-9	-	1-0	DNP	DNP	DNP	DNP	DNP	DNP	DNP	2-0	1-1	4-0
ROBINSON, JR. QUAN	5-3-8	-	-	-	-	3-3	DNP	-	2-0	DNP	DNP	DNP	DNP
SALAAM, JEREMIAH	5-2-7	DNP	DNP	DNP	DNP	DNP	-	2-0	1-1	-	2-1	-	-
WEST, ZAYIN	2-4-6	-	2-0	-	0-1	0-1	-	-	-	-	-	-	0-2
WARIBOKO, DENNIS	4-1-5	-	1-0	1-0	-	-	-	-	0-1	-	1-0	1-0	-
HARMON, MATT	3-2-5	DNP	DNP	DNP	DNP	DNP	1-0	0-1	DNP	DNP	DNP	2-1	-
MILLER, MONTRE	4-1-5	DNP	DNP	DNP	DNP	DNP	DNP	DNP	DNP	-	-	-	4-1
BELL, MATT	2-2-4	DNP	-	-	DNP	1-1	1-0	-	DNP	DNP	0-1	DNP	DNP
RANKIN, JUSTIN	3-1-4	-	-	-	-	-	-	-	-	DNP	2-0	-	1-1
MATTHEWS, WILL	4-0-4	-	2-0	-	-	-	-	-	-	-	-	2-0	-
MCFADDEN, COLTEN	2-0-2	-	-	1-0	1-0	-	-	-	-	-	-	-	-
SAMS, JULIAN	2-0-2	-	-	-	-	1-0	-	-	-	-	-	-	1-0
BRONCZEK, JOHN HENRY	2-0-2	DNP	1-0	-	-	-	1-0	-	-	-	DNP	DNP	DNP
TRICKETT, MATTHEW	2-0-2	-	-	2-0	-	-	-	-	-	-	-	-	-
HARRELL, TREY	1-1-2	-	0-1	-	-	1-0	-	-	-	-	-	-	DNP
SPEAR, SEBASTIAN	1-1-2	DNP	1-1	-	DNP	-	DNP	DNP	DNP	DNP	DNP	DNP	DNP
RAY, JAE'VANTE	2-0-2	1-0	-	-	-	1-0	-	DNP	DNP	DNP	DNP	DNP	DNP
BARRETT, WOODY	1-0-1	-	1-0	-	-	-	-	-	-	-	-	-	-
TYSON, ZAQUON	1-0-1	-	-	-	1-0	-	-	-	-	-	-	-	-
PALUMBO, JOEY	1-0-1	-	-	-	-	-	-	-	-	-	-	1-0	-
MARINELLI, MIKE	1-0-1	-	1-0	-	-	-	-	-	-	-	DNP	-	-
HOAG, ALEX	0-1-1	DNP	-	DNP	DNP	DNP	DNP	DNP	DNP	DNP	0-1	-	DNP
MCKOY, ISAIAH	1-0-1	-	-	1-0	-	-	-	-	-	-	-	-	DNP
MUSOLINO, A.J.	1-0-1	DNP	DNP	-	-	-	1-0	-	-	-	-	-	-
PRICE, KAVIOUS	1-0-1	-	-	-	-	1-0	-	DNP	-	-	-	-	-
CARRIGAN, MIKE	1-0-1	1-0	-	-	-	-	-	-	-	-	-	-	-



## SUPERLATIVES

### Kent State Individual Game Highs

Rushes	31	SHAW, Jo-El vs EMU
Yards Rushing	159	SHAW, Jo-El vs EMU
TD Rushes	3	SHAW, Jo-El vs Howard
Long Rush	76	SHAW, Jo-El vs Toledo
Pass attempts	44	BARRETT, Woody at Ball State
Pass completions	30	BARRETT, Woody at Ball State
Yards Passing	314	BARRETT, Woody at Ball State
TD Passes	2	BARRETT, Woody at Illinois BARRETT, Woody vs Ohio BARRETT, Woody at Bowling Green
Long Pass	75	BARRETT, Woody vs Ohio
Receptions	10	MCKOY, Isaiah at Ball State
Yards Receiving	118	MCKOY, Isaiah vs Ohio
TD Receptions	1	14 TIED
Long Reception	75	MCKOY, Isaiah vs Ohio
Field Goals	4	TRICKETT, Matthew vs Ohio
Long Field Goal	49	TRICKETT, Matthew vs Ohio
Punts	11	TRICKETT, Matthew at Penn State
Punting Avg	46.4	ADAMS, Derek vs Akron
Long Punt	77	ADAMS, Derek vs Akron
Punts inside 20	4	ADAMS, Derek vs Akron ADAMS, Derek at Bowling Green
Long Punt Return	18	TYSON, Zaquon at Illinois
Long Kickoff Return	64	PARKER, Jamal vs EMU
Tackles	14	BAHR, Matt at Ball State SHERALD JR., Keith at Miami HICKS, Dalton at Bowling Green
Sacks	2.0	MAJETTE, Theo at Bowling Green
Tackles For Loss	2.0	FAULKNER, Nick vs Howard MORRIS, Kalil at Ole Miss MAJETTE, Theo at Bowling Green
Interceptions	1	NINE TIED

### Team Game Highs

Rushes	52	vs Howard
Yards Rushing	355	vs Howard
Yards Per Rush	6.8	vs Howard
TD Rushes	6	vs Howard
Pass attempts	44	at Ball State
Pass completions	30	at Ball State
Yards Passing	314	at Ball State vs Toledo
Yards Per Pass	7.7	vs Ohio
TD Passes	2	at Illinois vs Ohio vs Toledo
Total Plays	85	at Ball State
Total Offense	511	vs Howard
Yards Per Play	6.6	vs Ohio
Points	54	vs Howard
Sacks By	4	vs Howard
First Downs	26	vs Howard
Penalties	17	at Ball State
Penalty Yards	150	vs Howard
Turnovers	4	vs Howard
Interceptions By	2	vs Howard
Punts	11	at Penn State
Punting Avg	43.4	vs Akron
Long Punt	77	vs Akron
Punts inside 20	4	at Miami vs Akron at Bowling Green
Long Punt Return	18	at Illinois

### Opponent Individual Game Highs

Rushes	22	NEWTON, Caylin vs Howard
Yards Rushing	192	KOBACK, Bryant vs Toledo
TD Rushes	3	MCSORLEY, Trace at Penn State ERIKSEN, Ian vs EMU
Long Rush	69	THOMAS, Johnathan at Penn State
Pass attempts	50	NEAL, Riley at Ball State
Pass completions	30	NEAL, Riley at Ball State
Yards Passing	442	TA'AMU, Jordan at Ole Miss
TD Passes	4	NEAL, Riley at Ball State
Long Pass	95	CLIFFORD, Sean at Penn State
Receptions	11	MILLER, Riley at Ball State
Yards Receiving	208	MILLER, Riley at Ball State
TD Receptions	1	20 TIED
Long Reception	95	DANIEL, George at Penn State
Field Goals	2	NEEDHAM, Nate at Bowling Green
Long Field Goal	50	MCLAUGHLIN, Chase at Illinois
Punts	8	GASSER, Nick vs Akron NARANJO, Matt at Bowling Green
Punting Avg	53.4	HAYES, Blake at Illinois
Long Punt	69	HAYES, Blake at Illinois
Punts inside 20	3	GASSER, Nick vs Akron FLINT, Bailey vs Toledo JULIEN, Jake vs EMU
Long Punt Return	83	JOHNSON, Diontae vs Toledo
Long Kickoff Return	52	HAMLIN, KJ at Penn State
Tackles	15	HANSEN, Jake at Illinois HARRIS, Brandon at Bowling Green
Sacks	3.0	WINTERS, Markel at Ole Miss HARRIS, Jeremiah vs EMU
Tackles For Loss	6.0	HANSEN, Jake at Illinois
Interceptions	1	10 TIED

### Opponent Team Game Highs

Rushes	57	at Buffalo
Yards Rushing	384	vs Toledo
Yards Per Rush	7.8	vs Toledo
TD Rushes	6	at Penn State at Buffalo
Pass attempts	52	at Ball State
Pass completions	32	at Ball State
Yards Passing	446	at Ball State
Yards Per Pass	14.8	at Penn State
TD Passes	4	at Ball State
Total Plays	94	at Ball State
Total Offense	667	at Penn State
Yards Per Play	9.5	at Penn State
Points	63	at Penn State
Sacks By	7	at Penn State at Ole Miss
First Downs	32	at Ball State
Penalties	12	vs Toledo
Penalty Yards	140	vs Toledo
Turnovers	4	vs Howard vs Ohio
Interceptions By	2	at Illinois vs Ohio
Punts	8	vs Akron at Bowling Green vs EMU
Punting Avg	53.4	at Illinois
Long Punt	69	at Illinois
Punts inside 20	3	vs Akron 3 vs Toledo 3 vs EMU
Long Punt Return	83	vs Toledo

## SCORING DRIVES

Opp.	Qtr.	Time	Scoring Play	Plays-Yds	Elapsed
Illinois	1st	5:43	Dixon 24 yd pass-Barrett	7-80	2:24
	2nd	7:44	Trickett 27 yd FG	14-60	6:16
	2nd	3:06	Carrigan 28 yd pass-Barrett	8-65	2:09
	3rd	3:20	Barrett 4-yd run	8-75	2:51
Howard	1st	12:14	Barrett 3-yd run	7-67	1:38
	1st	8:00	Shaw 15-yd run	1-15	0:09
	1st	5:19	Hines, safety	0-0	0:00
	2nd	8:48	Trickett 34-yd FG	15-75	4:15
Penn State	2nd	7:11	Shaw 2-yd run	1-2	0:05
	3rd	8:57	Rankin 61-yd run	3-65	0:59
	3rd	6:46	Shaw 4-yd run	3-56	1:00
	3rd	2:15	McKoy 42-yd pass-Barrett	5-65	1:13
Ole Miss	4th	10:43	Matthews 16-yd run	7-59	4:17
	1st	9:43	Carrigan 47-yd pass-Barrett	11-75	3:08
	2nd	0:35	Trickett 24-yd FG	5-0	0:48
	2nd	12:28	Shaw 18-yd pass-Price	5-85	1:23
Ball State	3rd	11:00	Trickett 32-yd FG	8-50	2:20
	3rd	6:45	Barrett 2-yd run	11-53	3:23
	1st	0:48	Dulka 12-yd pass-Barrett	11-69	2:54
	2nd	11:30	Trickett 29-yd FG	11-61	2:44
Ohio	2nd	1:55	Rankin 13-rd run	7-75	2:23
	3rd	3:47	Rankin 6-yd run	9-74	2:20
	1st	14:50	McKoy 75-yd pass-Barrett	9-90	0:10
	1st	8:36	Carrigan 1-yd pass-Barrett	10-80	3:40
Miami	2nd	0:00	Trickett 49-yd FG	7-44	0:50
	3rd	9:33	Trickett 39-yd FG	9-64	3:15
	3rd	1:11	Trickett 38-yd FG	11-54	5:21
	4th	5:12	Trickett 28-yd FG	16-64	7:28
Akron	4th	0:36	Barrett 7-yd run	3-47	0:31
	1st	1:01	Trickett 32-yd FG	16-60	5:14
	2nd	0:00	Barrett 22-yd run	5-76	0:49
	3rd	10:28	Rankin 13-yd run	10-76	3:13
BGSU	OT	-	Rankin 29-yd pass-Barrett	2-25	-
	1st	8:44	Shaw 24-yd pass-Barrett	5-51	2:12
	2nd	0:18	Barrett 10-yd run	7-47	1:03
	3rd	3:49	Shaw 7-yd run	11-66	4:09
Buffalo	4th	11:09	Dixon 2-yd pass-Barrett	6-75	2:16
	4th	1:50	Shaw 18-yd run	4-56	0:44
	4th	9:56	Crum 2-yd run	15-67	4:53
	4th	6:11	Carrigan 11-yd pass-Crum	7-52	2:01
Toledo	1st	13:36	Barrett 7-yd run	4-52	1:24
	2nd	11:09	Trickett 27-yd FG	7-32	1:43
	2nd	7:30	McKoy 19-yd pass-Barrett	8-90	2:07
	3rd	9:12	Shaw 76-yd run	3-81	0:49
EMU	3rd	3:44	Trickett 38-yd FG	11-45	4:06
	4th	6:03	Carrigan 2-yd pass-Crum	12-84	5:16
	1st	11:37	Trickett 23-yd FG	10-65	3:23
	1st	11:19	Parker 16-yd fumble recovery	0-0	0:00
	3rd	4:36	Shaw 1-yd run	11-95	3:09
	4th	8:18	Trickett 35-yd FG	11-63	3:56

## 3-AND-OUTS

3-and-Out	Kent State	Opponent
Illinois	3/12	2/13
Howard	5/18	5/18
Penn State	4/13	1/13
Ole Miss	2/13	1/13
Ball State	4/14	1/15
Ohio	2/11	0/9
Miami	5/12	1/10
Bowling Green	6/15	6/15
Buffalo	8/14	2/14
Toledo	3/13	4/13
Eastern Michigan	3/16	6 / 16
<b>Total</b>	<b>55/173</b>	<b>44/167</b>

## DRIVE SUPERLATIVES

	Kent State	Opponent
Most Plays/Result	16/FG (Ohio) 16/FG (Akron)	15/Fumble (Illinois)
Most Yards/Result	90/TD (Toledo)	98/TD (Penn State) 98/TD (Miami)
Longest Time/Result	7:28/FG (Ohio)	6:43/Fumble (Illinois)



## INDIVIDUAL GAME-BY-GAME PARTICIPATION

Player	Overall	ILL	HOW	PSU	MISS	BSU	OHIO	MIAMI	AKRON	BGSU	UB	UT	EMU
ADAMS, DEREK	4/-	...	...	...	...	...	...	...	XXX	XXX	XXX	XXX	...
ALLAN, SAM	3/-	XXX	XXX	...	...	...	...	...	...	...	XXX	...	...
BAHR, MATT	12/9	START	START	START	START	START	START	START	XXX	XXX	XXX	START	START
BARRETT, WOODY	12/12	START	START	START	START	START	START	START	START	START	START	START	START
BELL, MATT	6/-	...	XXX	XXX	...	XXX	XXX	XXX	...	...	XXX	...	...
BRONCZEK, JOHN HENRY	8/-	...	XXX	XXX	XXX	XXX	XXX	XXX	XXX	XXX	...	...	...
BRUMFIELD, CONNOR	3/-	XXX	XXX	XXX	...	...	...	...	...	...	...	...	...
CARRIGAN, MIKE	12/12	START	START	START	START	START	START	START	START	START	START	START	START
CRUM, DUSTIN	9/-	...	XXX	XXX	...	...	XXX	XXX	XXX	XXX	XXX	XXX	XXX
DANIEL, MILES	12/2	XXX	XXX	XXX	START	START	XXX	XXX	XXX	XXX	XXX	XXX	XXX
DIXON, ANTWAN	12/7	START	XXX	XXX	START	XXX	XXX	START	XXX	START	START	START	START
DULKA, ADAM	12/2	XXX	XXX	XXX	XXX	XXX	XXX	XXX	START	XXX	XXX	START	XXX
EBOIGBE, THEO	12/12	START	START	START	START	START	START	START	START	START	START	START	START
EDWARDS, DARRICK	1/-	...	XXX	...	...	...	...	...	...	...	...	...	XXX
ELMORE, CRAIG	1/-	...	...	...	...	...	...	...	...	...	...	...	XXX
FAULKNER, NICK	12/11	START	START	START	START	START	START	START	XXX	START	START	START	START
GAMBLE, KESEAN	12/6	XXX	XXX	XXX	XXX	XXX	START	XXX	START	START	START	START	START
GIBBS, BRYCE	8/6	...	XXX	...	XXX	START	START	...	...	START	START	START	START
HARMON, MATT	4/1	...	...	...	...	...	XXX	START	...	...	...	XXX	XXX
HARRELL, TREY	11/7	START	START	START	START	START	START	START	XXX	XXX	XXX	XXX	...
HICKS, DALTON	12/4	XXX	XXX	START	XXX	XXX	XXX	XXX	XXX	START	START	START	XXX
HILL, DOMINIC	10/-	...	XXX	XXX	XXX	XXX	XXX	XXX	XXX	XXX	XXX	XXX	...
HINES, ELVIS	11/11	START	START	START	START	START	START	START	START	START	START	START	...
HOAG, ALEX	3/-	...	XXX	...	...	...	...	...	...	...	XXX	XXX	...
JAMES, RAEKWON	12/1	XXX	START	XXX	XXX	XXX	XXX	XXX	XXX	XXX	XXX	XXX	XXX
JAMES, RAYMOND	1/-	...	...	...	...	...	...	...	XXX	...	...	...	...
JONES, JIM	10/7	START	START	...	START	START	START	START	START	...	XXX	XXX	XXX
LAWRENCE-BURKE, MANDELA	4/-	XXX	XXX	XXX	XXX	...	...	...	...	...	...	...	...
MAJETTE, THEO	12/-	XXX	XXX	XXX	XXX	XXX	XXX	XXX	XXX	XXX	XXX	XXX	XXX
MARINELLI, MIKE	11/10	START	START	START	START	START	START	START	XXX	START	...	START	START
MARSHALL, DARRYL	12/12	START	START	START	START	START	START	START	START	START	START	START	START
MATTHEWS, WILL	12/1	START	XXX	XXX	XXX	XXX	XXX	XXX	XXX	XXX	XXX	XXX	XXX
MCFADDEN, COLTEN	12/-	XXX	XXX	XXX	XXX	XXX	XXX	XXX	XXX	XXX	XXX	XXX	XXX
MCFADDEN, LONKEVIOUS	3/-	...	...	...	...	...	...	...	...	...	XXX	XXX	XXX
MCKOY, ISAIAH	11/8	XXX	XXX	START	START	START	START	START	START	XXX	START	START	...
MCRAE, JUANTEZ	4/3	START	START	START	...	...	...	...	...	...	...	XXX	...
MILLER, MONTRE	4/1	...	...	...	...	...	...	...	...	XXX	XXX	XXX	START
MONNIN, NATHAN	12/9	XXX	START	XXX	XXX	START	START	START	START	START	START	START	START
MORRIS, KALIL	12/12	START	START	START	START	START	START	START	START	START	START	START	START
MUSOLINO, A.J.	10/-	...	...	XXX	XXX	XXX	XXX	XXX	XXX	XXX	XXX	XXX	XXX
NOVITSKI, NIEMAN	10/-	XXX	XXX	XXX	XXX	XXX	XXX	...	XXX	...	XXX	XXX	XXX
PALUMBO, JOEY	12/-	XXX	XXX	XXX	XXX	XXX	XXX	XXX	XXX	XXX	XXX	XXX	XXX
PARKER, JAMAL	12/12	START	START	START	START	START	START	START	START	START	START	START	START
PETERS, AKEAM	5/-	XXX	XXX	...	...	...	...	...	...	...	XXX	XXX	XXX
PHILLIPS, CEPEDA	12/4	XXX	XXX	XXX	XXX	XXX	XXX	XXX	START	START	START	XXX	START
PRICE, KAVIOUS	11/2	XXX	XXX	START	XXX	XXX	XXX	...	XXX	XXX	XXX	XXX	START
RANKIN, JUSTIN	11/7	XXX	START	START	START	START	START	START	START	...	XXX	XXX	XXX
RAY, JAE'VANTE	6/-	XXX	XXX	XXX	XXX	XXX	XXX	...	...	...	...	...	...
ROBINSON, ISHMAEL	3/-	...	...	...	...	...	...	...	...	XXX	XXX	XXX	...
ROBINSON, QUAN	7/-	XXX	XXX	XXX	XXX	XXX	...	XXX	XXX	...	...	...	...
ROSS, DONTE	1/-	...	...	...	...	...	...	...	...	...	...	XXX	...
SALAAM, JEREMIAH	7/1	...	...	...	...	...	XXX	XXX	START	XXX	XXX	XXX	XXX
SAMS, JULIAN	12/12	START	START	START	START	START	START	START	START	START	START	START	START
SHAW, JO-EL	10/4	...	XXX	XXX	XXX	...	XXX	XXX	XXX	START	START	START	START
SHERALD, KEITH	12/12	START	START	START	START	START	START	START	START	START	START	START	START
SILVA, JORDAN	12/12	START	START	START	START	START	START	START	START	START	START	START	START
SIMPSON, ERIK	4/-	...	...	...	...	...	XXX	XXX	XXX	XXX	...	...	...
SPEAR, SEBASTIAN	3/-	...	XXX	XXX	...	XXX	...	...	...	...	...	...	...
TRICKETT, MATTHEW	12/-	XXX	XXX	XXX	XXX	XXX	XXX	XXX	XXX	XXX	XXX	XXX	XXX
TYSON, ZQUON	12/-	XXX	XXX	XXX	XXX	XXX	XXX	XXX	XXX	XXX	XXX	XXX	XXX
URENOVITCH, GRANT	5/-	XXX	XXX	XXX	XXX	XXX	...	...	...	...	...	...	...
VAN HOEF, CHASE	9/5	START	START	START	START	...	XXX	XXX	START	...	XXX	...	XXX
VANCE, ISAAC	11/-	XXX	XXX	XXX	XXX	XXX	...	XXX	XXX	XXX	XXX	XXX	XXX
VIAUD, JAMIL	9/7	START	START	START	START	...	XXX	START	START	XXX	START	...	...
WARIBOKO, DENNIS	12/-	XXX	XXX	XXX	XXX	XXX	XXX	XXX	XXX	XXX	XXX	XXX	XXX
WARNOCK, NATE	12/12	START	START	START	START	START	START	START	START	START	START	START	START
WASHINGTON, MYLES	10/6	START	...	...	XXX	START	START	XXX	START	START	START	XXX	XXX
WEST, ZAYIN	12/-	XXX	XXX	XXX	XXX	XXX	XXX	XXX	XXX	XXX	XXX	XXX	XXX
WILLIAMS, XAVIER	3/-	...	XXX	...	...	XXX	XXX	...	...	...	...	...	...
WOODS, JOHNNY	11/2	...	XXX	XXX	XXX	XXX	XXX	XXX	XXX	START	XXX	XXX	START



# THE LAST TIME IT HAPPENED

## KENT STATE

### Rushing

Had 400 or more yards: at Western Michigan, 1988 (405)  
 Had 300 or more yards: vs Howard, 2018 (355)  
 Had 70 or more rushing attempts: at Western Michigan, 1988 (86)  
 Had 60 or more rushing attempts: vs. Delaware State, 2015 (65)  
 Had 50 or more rushing attempts: at Bowling Green, 2018 (50)  
 Had 6 or more rush TDS: vs Howard, 2018 (6)  
 Had 5 or more rush TDS: at Miami, 2012 (5)  
 Had 4 or more rush TDS: at Buffalo, 2016 (4)  
 Had 2 players with 100 rush yards in a game: vs. Howard, 2018 (Justin Rankin – 147 yards; Jo-EI Shaw – 105 yards)

### Passing

Had 500 or more yards: vs. UCF, 1997 (551)  
 Had 400 or more yards: at UCF, 2004 (426)  
 Had 300 or more yards: at Ball State, 2018 (314)  
 Had 40 or more pass attempts: vs. Toledo, 2018 (41)  
 Had 30 or more pass attempts: vs. Ohio, 2018 (35)  
 Had 25 or more pass completions: vs Ohio, 2018 (27)  
 Had 20 or more pass completions: vs Ohio, 2018 (27)  
 Had 5 passing TDS: at UCF, 2004 (5)  
 Had 4 passing TDS: vs. Eastern Michigan, 2004 (4)  
 Had 3 passing TDS: vs. North Carolina A&T, 2016 (3)  
 Had 5 passes intercepted: at Ohio, 2005 (6)  
 Had 4 passes intercepted: at Bowling Green, 2014 (4)  
 Had 3 passes intercepted: at Bowling Green, 2017 (3)

### Receiving

Had 2 players with 100 receiving yards in a game: at BGSU, 2014 (Chris Humphrey – 132 yards, Casey Pierce – 127 yards)  
 Had a player with 150+ receiving yards in a game: vs. Akron, 2016 (Justin Rankin – 181 yards)

### Combination Offense

Had a 200-yard passer and a 100-yard rusher in a game: vs Ohio, 2018 (Woody Barrett: 274 yards pass, Justin Rankin: 123 yards rush)  
 Had a 100-yard receiver & 100-yard rusher in game: vs. Toledo, 2018 (Mike Carrigan, 110 rec., Jo-EI Shaw: 116 yards rush)

### Total Offense

Had 600 or more yards total offense: vs. UCF, 1997 (615)  
 Had 500 or more yards total offense: Howard, 2018 (511)  
 Had 400 or more yards total offense: vs Toledo, 2018 (497)  
 Had 90 or more plays total offense: vs. Delaware State, 2015 (91)  
 Had 80 or more plays total offense: Ball State, 2018 (85)

### Scoring

Scored 60 or more points: vs. Eastern Michigan, 2004 (69)  
 Scored 50 or more points: vs Howard, 2018 (54)  
 Scored 40 or more points: at Buffalo, 2016 (44)  
 Scored 30 or more points: vs. Toledo, 2018 (34)  
 Scored 28 points in a quarter: at Miami, 2008 (28, 2nd)  
 Allowed 60 or more points: at Penn State, 2018 (63)  
 Allowed 50 or more points: vs. Toledo, 2018 (56)  
 Allowed 40 or more points: at Buffalo, 2018 (48)  
 Allowed 30 or more points: at Miami 2018 (31)  
 Was held scoreless at home: vs. Bowling Green, 2015 (0-48)  
 Was held scoreless on the road: at Marshall, 2017 (0-21)  
 Was held scoreless at a neutral site: vs. BC, 2008, (0-21)  
 Held opponent scoreless: vs. Coastal Carolina, 2009 (18-0)  
 Held opponent scoreless on the road: at EMU, 1974 (13-0)  
 Held opponent scoreless at neutral site: N/A  
 Held 2 opponents scoreless in a season: 1963 at Toledo (20-0); vs. Dayton (23-0)  
 Held 3 opponents scoreless in a season: 1958 at Xavier (6-0); vs. Marshall (24-0); vs. Toledo (32-0)  
 Held 4 opponents scoreless in a season: 1948 at Mount Union (18-0); vs. Wooster (39-0); at Central Michigan (28-0); at Akron (31-0)  
 Held 5 opponents scoreless in a season: 1940 vs. Bluffton (37-0); vs. Assumption (26-0); vs. Mount Union (26-0); vs. Hiram (26-0); at Findlay (13-0)  
 Held 6 opponents scoreless in a season: 1940 vs. Bluffton (37-0); vs. Assumption (26-0); vs. Mount Union (26-0); vs. Hiram (26-0); at Findlay (13-0); at BGSU (13-0)  
 Had multiple players with multiple TDs in a game: vs. EMU, 2012 (Trayion Durham – 2 rushing, Dri Archer - 3, 1 rushing, 1 receiving and 1 kick return)

### Turnovers

Did not commit a turnover: vs. Buffalo, 2018  
 Committed 5 or more turnovers: at Bowling Green, 2014 (5)  
 Committed 4 or more fumbles lost: at Boston College, 2010 (5)  
 Committed 3 or more fumbles lost: vs. Delaware State, 2015 (3)  
 Recorded 6 or more takeaways: at Rutgers, 2012 (7)  
 Recorded 5 or more takeaways: at Rutgers, 2012 (7)  
 Returned 2 or more interceptions for TDs: N/A  
 Returned an interception for a TD: vs. Buffalo, 2015 (Demetrius Monday – 69 yards)  
 Returned a fumble for a TD: vs. Eastern Michigan, 2018 (Jamal Parker – 16 yards)

### Defense

Held opponent to 50 or fewer rushing yards: vs. Delaware State, 2015 (-38)  
 Held opponent to 100 or fewer passing yards: vs. Akron, 2017 (69)  
 Held opponent to 300 or fewer yards total offense: vs Howard, 2018 (270)  
 Held opponent to 200 or fewer yards total offense: at Akron, 2017 (191)  
 Intercepted 5 or more passes: at Rutgers, 2012 (6)  
 Intercepted 4 or more passes: vs. Miami, 2015 (4)  
 Intercepted 3 or more passes: at Central Michigan, 2016 (3)  
 Scored a safety: vs Howard, 2018  
 Scored two safeties in a game: vs. Coastal Carolina, 2009 (2)  
 Scored two defensive touchdowns in a game: vs. Akron 2010  
 Recorded 9 or more sacks: vs. Ohio, 1994 (9)  
 Recorded 8 or more sacks: vs. Ohio, 2012 (8)  
 Recorded 7 or more sacks: vs. Ohio, 2012 (8)  
 Recorded 6 or more sacks: vs. Akron, 2015 (6)  
 Recorded 5 or more sacks: at Akron, 2017 (6)  
 Held opponent to 10 or fewer first downs: vs. Delaware State, 2015 (1)  
 Had three players with 10 or more tackles: vs. Marshall, 2015 (Nate Holley, Terrance Waugh, Elcee Refuge)

### Special Teams

Returned a punt for a TD: vs. Akron, 2004 (Darrell Dowery Jr., - 66 yards)  
 Returned two punts for a TD: vs. Toledo, 1989 (Shawn Barnes, 62 yards & Andre Palmer, 62 yards)  
 Returned a blocked punt for a TD: vs. Temple, 2010 (Sam Kirkland – 0 yards)  
 Returned a blocked field goal for a TD: vs. Bowling Green, 2009 (Quinton Rainey – 82 yards)  
 Returned a kickoff for a TD: vs. Northern Illinois, 2013 (Dri Archer – 100 yards)  
 Blocked a punt: Howard, 2018 (Darryl Marhsall)  
 Blocked two punts: vs. Temple, 2010 (Sam Kirkland, Howard Bowens)  
 Punted 10 or more times: at Buffalo, 2018 (10)  
 Did not punt: N/A  
 Blocked a field goal: at Ole Miss, 2018 (Kalil Morris)  
 Had a field goal blocked: vs. Howard, (2017)  
 Blocked both a punt and field goal: at Ohio (2011)  
 Blocked a PAT kick: at Buffalo, 2018 (Kalil Morris)  
 Scored on a blocked PAT attempt: N/A  
 Scored a defensive two-point conversion: vs. SE Missouri State, 2005  
 Missed a kicking PAT: at Miami, 2018  
 Had a kicking PAT blocked: vs. Army, 2014  
 Had a punt blocked: vs. Buffalo, 2017

### Miscellaneous

Had 30 or more 1st downs: vs. Eastern Michigan, 2004 (35)  
 Had 20 or more 1st downs: vs. Toledo, 2018 (23)  
 Was not penalized: at Alabama, 2016  
 Had 10 or more penalties: at Bowling Green, 2018 (11)  
 Had 120 or more yards in penalties: at Ball State, 2018 (142)  
 Had 35 minutes or more of possession time: vs. CMU, 2016 (37:22)  
 Was involved in a tie game: at Ohio, 1995 (28-28)  
 Was involved in an overtime game: vs. Akron, 2018 (L, 23-24) OT

## KENT STATE INDIVIDUAL

### Rushing

300 or more yards: Astron Whatley at Eastern Michigan, 1997 (373)  
 250 or more yards: Charles Chatman vs. Central Michigan, 1997 (257)  
 200 or more yards: Nick Holley at Buffalo, 2016 (224)  
 175 or more yards: Nick Holley at Buffalo, 2016 (224)  
 100 or more yards: Jo-EI Shaw vs. Eastern Michigan, 2018 (159)  
 QB rushed for 100 or more yards: Woody Barrett at Illinois, 2018 (117)  
 Rushed 30 or more times: Jo-EI Shaw vs Eastern Michigan (31)

Rushed 25 or more times: Jo-EI Shaw vs Eastern Michigan (31)  
 Rushed for 4 or more TDs: Nick Holley at Buffalo, 2016 (4)  
 Rushed for 3 or more TDs: Jo-EI Shaw vs Howard, 2018 (3)  
 Rushed for 2 or more TDs: Jo-EI Shaw at Bowling Green, 2018 (2)  
 Had a run of 80 yards or more: George Bollas vs. Northern Illinois, 2016 (85)  
 Had a run of 70 yards or more: Jo-EI Shaw vs. Toledo, 2018 (76)  
 Had a run of 60 yards or more: Justin Rankin vs Howard, 2018 (61)  
 Had a run of 50 yards or more: Jo-EI Shaw vs Howard, 2018 (55)

### Passing

Passed for 500 or more yards: Jose Davis vs. UCF, 1997 (551)  
 Passed for 400 or more yards: Jose Davis vs. UCF, 1997 (551)  
 Passed for 300 or more yards: Woody Barrett at Ball State, 2018 (314)  
 Attempted 50 or more passes: Spencer Keith at Akron, 2009 (59)  
 Attempted 40 or more passes: Woody Barrett at Ball State, 2018 (44)  
 Attempted 30 or more passes: Woody Barrett vs Eastern Michigan, 2018 (34)  
 Completed 20 or more passes: Woody Barrett vs Ohio, 2018 (27)  
 Threw 5 or more TDs: Joshua Cribbs at UCF, 2004 (5)  
 Threw 4 or more TDs: Joshua Cribbs at UCF, 2004 (5)  
 Threw 5 or more interceptions: Michael Machen at Ohio, 2005 (5)  
 Threw 4 or more interceptions: Colin Reardon at Bowling Green, 2014 (4)  
 Threw 3 or more interceptions: Colin Reardon at Illinois, 2015 (3)  
 Comp. a pass of 80 yards or more: George Bollas vs. Miami 2017 (84)  
 Comp. a pass of 70 yards or more: Woody Barrett vs. Ohio 2018 (75)  
 Comp. a pass of 60 yards or more: Dustin Crum vs. Toledo, 2018 (60)  
 Comp. a pass of 50 yards or more: George Bollas vs. Central Michigan 2017 (66)

### Receiving

Caught 15 or more passes: Eugene Baker vs. UCF, 1997 (15)  
 Caught 10 or more passes: Isaiah McKoy at Ball State, 2018 (10)  
 Caught 7 or more passes: Mike Carrigan vs. Toledo, 2018 (7)  
 Had 200 or more yards receiving: Najah Pruden at Ohio, 2005 (200)  
 Had 175 or more yards receiving: Justin Rankin vs. Akron, 2016 (181)  
 Had 150 or more yards receiving: Justin Rankin vs. Akron, 2016 (181)  
 Had 100 or more yards receiving: Mike Carrigan vs. Toledo, 2018 (110)  
 Caught 3 or more TDs: Eugene Baker at Akron, 1997 (4)  
 Caught 2 or more TDs: Nick Holley, Monmouth, 2016 (2)

### Total Offense

500 or more yards total offense: Jose Davis vs. UCF, 1997 (534)  
 400 or more yards total offense: Nick Holley vs. Akron, 2016 (402)  
 100 yards both passing and rushing: Woody Barrett at Illinois, 2018 (270 passing, 117 rushing)

### Scoring

4 or more touchdowns: Nick Holley at Buffalo, 2012 (4 rushing)  
 3 or more touchdowns: Jo-EI Shaw at Bowling Green, 2018 (2 rushing, 1 receiving)

### Defense

Intercepted 3 or more passes: Brian Lainhart vs. Akron, 2008 (3)  
 Intercepted 2 or more passes: Demetrius Monday at Louisville, 2017 (2)  
 Recovered 3 or more fumbles: N/A  
 Recovered 2 or more fumbles: Luke Batton vs. Western Michigan, 2012 (2)  
 Recorded 15 or more tackles: Nate Holley vs. Monmouth, 2016 (17)  
 Recorded 2 or more sacks: Theo Majette at Bowling Green, 2018 (2.0)

### Special Teams

15 or more points kicking: Anthony Melchiori vs. Army, 2014 (15)  
 10 or more points kicking: Matthew Trickett vs Toledo, 2018 (10)  
 Kicked 5 or more field goals: N/A  
 Kicked 4 or more field goals: Matthew Trickett vs Ohio, 2018 (4)  
 Kicked 2 field goals of 50 or more yards: N/A  
 Kicked a field goal of 50 or more yards: Nate Reed vs. Central Michigan 2007 (52)  
 Kicked a punt 70 or more yards: Derek Adams vs. Akron, 2018 (77)  
 Kicked a punt 60 or more yards: Derek Adams vs. Akron, 2018 (77)  
 Punted 10 or more times: Matthew Trickett at Penn State, 2018 (11)  
 Totaled 175 or more kick return yards: Shawn Bayes vs. Northern Illinois, 2008 (177)  
 Totaled 100 or more kick return yards: Jamal Parker vs. Eastern Michigan, 2018 (137)  
 Returned a failed PAT attempt for defensive two-point conversion: Andre Kirkland vs. SE Missouri State, 2005 (interception)



# THE LAST TIME IT HAPPENED

## OPPONENT

### Rushing

- Had 400 or more yards: Bowling Green, 2016 (423)
- Had 300 or more yards: Toledo, 2018 (384)
- Had 50 or more rushing attempts: Buffalo, 2018 (57)
- Had 5 or more rush TDs: Buffalo, 2018 (6)
- Had 4 or more rush TDs: Toledo, 2018 (4)
- Had 2 or more players with 100 rush yards in a game: Toledo, 2018 (Bryant Koback – 192 yards, Art Thompkins – 122 yards)

### Passing

- Had 400 or more yards: Ball State, 2018 (446)
- Had 300 or more yards: Penn State, 2018 (370)
- Had 60 or more pass attempts: Bowling Green, 2009 (63)
- Had 50 or more pass attempts: Ball State, 2018 (52)
- Had 40 or more pass attempts: Ball State, 2018 (52)
- Had 30 or more pass completions: Ball State, 2018 (32)
- Had 5 or more passing TDs: Bowling Green, 2015 (5)
- Had 4 or more passing TDs: Ball State, 2018 (4)
- Had 3 or more passing TDs: Bowling Green, 2018 (3)

### Receiving

- Had 2 players with 100 receiving yards in a game: Howard, 2017 (Kyle Anthony – 100 yards, Jequez Ezzard – 120 yards)

### Total Offense

- Had 600 or more yards total offense: Ball State, 2018 (606)
- Had 500 or more yards total offense: Toledo, 2018 (517)
- Had 400 or more yards total offense: Buffalo, 2018 (478)
- Had 80 or more plays: Ball State, 2018 (94)
- Had 75 or more plays: Buffalo, 2018 (78)

### Scoring

- Scored 60 or more points: Penn State, 2018 (63)
- Scored 50 or more points: Toledo, 2018 (56)
- Scored 40 or more points: Buffalo, 2018 (48)
- Scored 30 or more points: Miami, 2018 (31)
- Scored a 2-point conversion: Bowling Green, 2018

### Turnovers

- Did not commit a turnover: Toledo, 2018
- Had 3 or more fumbles lost: Ohio, 2018 (3)
- Intercepted 5 or more passes: Ohio, 2005 (6)
- Intercepted 4 or more passes: Temple, 2007 (4)
- Intercepted 3 or more passes: Bowling Green, 2017 (3)
- Returned an INT for a TD: Toledo, 2018 (31 yards)
- Returned a fumble for a TD: Akron, 2017

### Defense

- Held Kent State to 10 or fewer 1st downs: Ohio, 2017 (7)
- Scored a safety: Western Michigan, 2016
- Held Kent State to 50 or fewer rushing yards: Penn State, 2018 (41)
- Held Kent State to 200 or fewer passing yards: Buffalo, 2018 (83)
- Held Kent State to 100 or fewer passing yards: Buffalo, 2018 (83)
- Held Kent State to 300 or fewer yards total offense: Buffalo, 2018 (221)
- Held Kent State to 200 or fewer yards total offense: Buffalo, 2018 (183)

### Special Teams

- Returned a punt for a TD: Toledo, 2018 (Diontae Johnson – 83 yards)
- Returned a blocked punt for a TD: Miami, 2010 (Evan Harris – 18 yards)
- Returned a kickoff for a TD: CMU, 2015 (Jarrod Davis – 98 yards)
- Punted 10 or more times: Marshall, 2015 (12)
- Did not punt: Ohio State, 2002
- Missed a kicking PAT: Buffalo, 2018

### Miscellaneous

- Had 30 or more 1st downs: Ball State, 2018 (32)
- Had 20 or more 1st downs: Toledo, 2018 (21)
- Had 10 or more penalties: Bowling Green, 2018 (11)
- Had 100 or more yards in penalties: Toledo, 2018 (140)
- Had 35 minutes or more of possession time: Buffalo, 2018 (35:25)
- Had one 100-yard receiver and one 100-yard rusher: Ole Miss, 2018 (Scottie Phillips – 112 rushing, D.K. Metcalf – 120 receiving)

## OPPONENT INDIVIDUAL

### Rushing

- Rushed for 300 or more yards: N/A
- Rushed for 200 or more yards: Cameron Stingily, Northern Illinois 2013 (266)
- Rushed for 150 or more yards: Bryant Koback, Toledo, 2018 (192)
- Rushed for 100 or more yards: Ian Eriksen, Eastern Michigan, 2018 (118)
- Rushed 40 or more times: Michael Turner, Northern Illinois, 2002 (40)
- Rushed 30 or more times: Donovan Wilson, Bowling Green, 2016 (30)
- Rushed 25 or more times: Donovan Wilson, Bowling Green, 2016 (30)
- Rushed for 5 or more TDs: N/A
- Rushed for 4 or more TDs: Branden Oliver, Buffalo, 2013 (4)
- Rushed for 3 or more TDs: Ian Eriksen, Eastern Michigan, 2018 (3)
- Rushed for 2 or more TDs: Bryant Koback/Art Thompkins, Toledo, 2018 (2 each)
- Had a run of 80 yards or more: Josh Cleveland, Bowling Green, 2016 (85)
- Had a run of 70 yards or more: Jarvin Franklin, Western Michigan, 2017 (72)
- Had a run of 60 yards or more: Jaret Patterson, Buffalo, 2018 (64)
- Had a run of 50 yards or more: Bryant Koback, Toledo, 2018 (51)

### Passing

- Passed for 500 or more yards: Tyler Sheehan, Bowling Green, 2009 (505)
- Passed for 400 or more yards: Riley Neal, Ball State, 2018 (404)
- Passed for 300 or more yards: Riley Neal, Ball State, 2018 (404)
- Attempted 60 or more passes: Tyler Sheehan, Bowling Green, 2009 (63)
- Attempted 50 or more passes: Riley Neal, Ball State, 2018 (50)
- Attempted 40 or more passes: Riley Neal, Ball State, 2018 (50)
- Completed 30 or more passes: Riley Neal, Ball State, 2018 (30)
- Completed 20 or more passes: Jarret Doege, Bowling Green, 2018 (20)
- Threw 5 or more TDs: Matt Johnson, Bowling Green, 2015 (5)
- Threw 4 or more TDs: Riley Neal, Ball State, 2018 (4)
- Threw 3 or more TDs: Jarret Doege, Bowling Green, 2018 (3)
- Completed a pass of 90 yards or more: Sean Clifford, Penn State, 2018 (95)
- Completed a pass of 80 yards or more: Sean Clifford, Penn State, 2018 (95)
- Completed a pass of 70 yards or more: Sean Clifford, Penn State, 2018 (95)
- Completed a pass of 60 yards or more: Sean Clifford, Penn State, 2018 (95)
- Completed a pass of 50 yards or more: Eli Peters, Toledo, 2018 (55)

### Receiving

- Caught 10 or more passes: Riley Miller, Ball State, 2018 (11)
- Caught 7 or more passes: Corey Lacanaria, Ball State, 2018 (8)
- Had 200 or more yards receiving: Riley Miller, Ball State, 2018 (208)
- Had 150 or more yards receiving: Riley Miller, Ball State, 2018 (208)
- Had 100 or more yards receiving: Riley Miller, Ball State, 2018 (208)
- Caught 3 or more TD passes: Freddie Barnes, Bowling Green, 2009 (3)
- Caught 2 or more TD passes: Leroy Hill, North Carolina A&T, 2016, (2)

### Scoring

- Accounted for 5 or more TDs: Riley Neal, Ball State, 2018 (4 passing, 1 rushing)
- Accounted for 3 or more TDs: Jarret Doege, Bowling Green, 2018 (3 passing)

### Defense

- Intercepted 3 or more passes: Janssen Patton, Bowling Green, 2000 (3)
- Intercepted 2 or more passes: Richard King, Army, 2010 (2)
- Recorded 3 or more sacks: Damien Dozier, Marshall, 2017 (3)
- Recorded 2 or more sacks: Jaylin Thomas, Ball State, 2018 (2)

### Special Teams

- Kicked 4 or more field goals: Nate Freese, Boston College, 2010 (4)
- Kicked a field goal 50 or more yards: Chase McLaughlin, Illinois, 2018 (50)
- Kicked a punt 70 or more yards: Joeseeph Davidson, Bowling Green, 2015, (71)
- Kicked a punt 65 or more yards: Joeseeph Davidson, Bowling Green, 2015, (71)
- Kicked a punt 60 or more yards: Derri Mitchell, WMU, 2017, (61)
- Punted 10 or more times: Tyler Williams, Marshall, 2015 (12)
- Totaled 175 or more kick return yards: Jarrod Davis, Central Michigan, 2017 (206)
- Totaled 100 or more kick return yards: Jarrod Davis, Central Michigan, 2017 (206)

## LONGEST PLAYS

### Longest Run From Scrimmage

- |    |        |                                  |          |
|----|--------|----------------------------------|----------|
| 1. | 99*#\$ | Lou Mariano vs. Western Reserve  | 10/1/54  |
| 2. | 96*    | Larry Blackman vs. Toledo        | 11/17/73 |
| 3. | 93*    | Tim Starks vs. Northern Illinois | 9/24/83  |

### Longest Pass Play

- |    |      |   |          |
|----|------|---|----------|
| 1. | 98*# | Jose Davis to Eugene Baker vs. UCF                | 10/4/97  |
| 2. | 97*  | Joshua Cribbs to Najah Pruden vs. Marshall        | 10/11/03 |
| 3. | 85*  | Spencer Keith to Matt Hurdle vs. Central Michigan | 11/4/11  |

### Longest Kickoff Return

- |    |       |                                       |         |
|----|-------|---------------------------------------|---------|
| 1. | 100*# | Dri Archer vs. Northern Illinois      | 10/5/13 |
|    | 100*# | Norman Warren vs. Eastern Kentucky    | 9/18/79 |
| 3. | 99*   | Dri Archer vs. Ball State             | 9/29/12 |
| 4. | 98*   | Dri Archer vs. Eastern Michigan       | 10/6/12 |
|    | 98*   | Dri Archer vs. Towson                 | 8/30/12 |
|    | 98*   | Derrick Samuels vs. Northern Illinois | 9/18/82 |
|    | 98*   | Orin Richburg vs. Buffalo             | 9/16/67 |

### Longest Punt Return

- |    |     |                                      |          |
|----|-----|--------------------------------------|----------|
| 1. | 87* | Gerald Tinker vs. Toledo             | 11/17/73 |
| 2. | 86* | Fred Gissendanerer vs. Bowling Green | 10/23/65 |
| 3. | 80* | Dan Watkins vs. Akron                | 10/26/74 |

### Longest Interception Return

- |    |     |                             |          |
|----|-----|-----------------------------|----------|
| 1. | 99* | Jack Williams at Iowa       | 9/4/04   |
| 2. | 97* | Jay Littlepage vs. Marietta | 1933     |
| 3. | 80* | Alonzo Curry vs. Miami      | 11/11/72 |
| 4. | 75* | Shawn Armstead vs. Buffalo  | 10/26/02 |

### Longest Punt

- |    |    |                                    |          |
|----|----|------------------------------------|----------|
| 1. | 99 | Charles Kilbourne vs. John Carroll | 1929     |
| 2. | 80 | Matt Rinehart vs. Western Michigan | 10/31/09 |
| 3. | 77 | Derek Adams vs. Akron              | 10/20/18 |
|    | 77 | Jim Posipanka vs. Ball State       | 9/24/77  |
| 4. | 76 | Jack Mancos vs. Morris Harvey      | 10/20/51 |

### Longest Field Goal

- |    |    |                                    |          |
|----|----|------------------------------------|----------|
| 1. | 52 | Nate Reed vs. Central Michigan     | 10/27/07 |
| 2. | 51 | Paul Marchese vs. Bowling Green    | 10/15/77 |
| 3. | 50 | Joe Romano vs. Navy                | 11/22/97 |
| 4. | 49 | Matthew Trickett vs. Ohio          | 10/6/18  |
| 4. | 49 | Freddy Cortez vs. Eastern Michigan | 11/19/11 |
|    | 49 | Dave Pavich vs. Northern Illinois  | 10/13/01 |
|    | 49 | Dave Pavich vs. Central Michigan   | 10/7/00  |
|    | 49 | Joe Romano vs. Bowling Green       | 11/1/97  |
|    | 49 | John Manson vs. Eastern Michigan   | 9/28/74  |

\* Touchdown play / # MAC record / \$ NCAA Record

## LARGEST HOME CROWDS

No.	Attend	Opponent	Date
1.	27,363	Miami	Nov. 10, 1973
2.	25,186	Akron	Sept. 23, 2004
3.	25,137	Bowling Green	Oct. 13, 1973
4.	24,221	Akron	Oct. 9, 2010
5.	23,158	Youngstown State	Sept. 14, 1996
6.	23,102	Miami	Oct. 2, 1982
7.	23,064	Akron	Sept. 10, 1988
8.	22,758	Bowling Green	Sept. 7, 2013
9.	22,645	Ball State	Oct. 8, 1988
10.	22,013	Akron	Sept. 30, 2006

## KENT STATE OVERTIME GAMES

10/7/00	at Central Michigan	W, 24-21 (2ot)
11/4/00	at Buffalo	L, 17-20
10/18/03	Connecticut	L, 31-34
9/9/06	at Army	L, 14-17
11/24/07	Buffalo	L, 23-30
10/4/08	Akron	L, 27-30 (2ot)
11/30/12	vs. Northern Illinois	L, 37-44 (2ot)
9/26/15	Marshall	L, 29-36 (2ot)
9/10/16	North Carolina A&T	L, 36-33 (4ot)
10/20/18	Akron	L, 23-24

## WEEK 1 AT ILLINOIS

SEPTEMBER 1, 2018

KENT STATE.....24  
ILLINOIS .....31

Memorial Stadium • Urbana-Champaign, Ill.

Scoring	1	2	3	4	Total
Kent State	7	10	7	0	24
Illinois	3	0	21	7	31

### Scoring Summary

1st	11:38	ILL	McLaughlin, C. 50 yd field goal, 7-18 2:32
	05:43	KSU	Dixon, Antwan 24 yd pass from Barrett (Trickett), 7-80 2:24
2nd	07:44	KSU	TRICKETT, M. 27 yd field goal, 14-60 6:16, KENT 10 - ILL 3
	03:06	KSU	Carrigan, Mike 28 yd pass from Barrett (Trickett), 8-65 2:09
3rd	09:36	ILL	Bonner, RaVon 8 yd run (McLaughlin, C. kick), 4-52 1:08,
	06:11	ILL	Corbin, Reggie 39 yd run (McLaughlin, C. kick), 3-59 0:48,
	03:20	KSU	BARRETT, WOODY 4 yd run (Trickett), 8-75 2:51
	02:06	ILL	Epstein, Mike 5 yd run (McLaughlin, C. kick), 3-55 1:14
4th	10:39	ILL	Corbin, Reggie 1 yd run (McLaughlin, C. kick), 8-55 2:58

Team Stats	KSU	UI
FIRST DOWNS	24	22
RUSHES-YARDS (NET)	43-183	49-279
PASSING YDS (NET)	270	190
Passes Att-Comp-Int	41-28-2	24-13-0
TOTAL OFFENSE PLAYS-YARDS	84-453	73-469
Fumble Returns-Yards	0-0	0-0
Punt Returns-Yards	3-30	1-26
Kickoff Returns-Yards	0-0	3-26
Interception Returns-Yards	0-0	2-3
Punts (Number-Avg)	5-38.2	5-53.4
Fumbles-Lost	0-0	3-1
Penalties-Yards	5-38	3-25
Possession Time	32:03	27:57
Third-Down Conversions	5 of 17	7 of 15
Fourth-Down Conversions	4 of 6	0 of 0
Red-Zone Scores-Chances	2-3	3-5
Sacks By: Number-Yards	3-18	1-3

### Rushing

Kent State-BARRETT, WOODY 18-117; RANKIN, JUSTIN 15-52; PRICE, KAVIOUS1-9; MATTHEWS, WILL 8-6; TEAM 1-minus 1. Illinois-Bush, AJ 21-139; Corbin, Reggie 10-79; Epstein, Mike 8-33; Bonner, RaVon 7-26; Dudek, Mike 1-7; Team 2-minus 5.

### Passing

Kent State-Kent State-BARRETT, WOODY 28-41-2-270. Illinois-Bush, AJ 13-23-0-190; Team 0-1-0-0.

### Receiving

Kent State-CARRIGAN, MIKE 8-62; JAMES, RAEKWON 4-42; PRICE, KAVIOUS 4-32; DIXON, ANTWAN 3-48; MATTHEWS, WILL 3-26; HARRELL, TREY 2-23; DULKA, ADAM1-15; LAWRENCE-BURKE 1-9; BRUMFIELD, C. 1-7; RANKIN, JUSTIN 1-6. Illinois-Dudek, Mike 4-65; Mays, Sam 4-47; Smalling, Ricky 3-70; Corbin, Reggie 1-4; Williams, J. 1-4.

### Tackles (UA-A)

Kent State-JONES, JIM 5-6; PARKER, JAMAL 8-2; BAHR, MATT 3-4; MARSHALL, D. 5-0; SHERALD, Keith 5-0; EBOIGBE, THEO 2-3; HINES, ELVIS 2-2; MAJETTE, THEO 3-0; MCRAE, JUANTEZ 2-1; HICKS, DALTON 2-0; MORRIS, KALIL 1-1; FAULKNER, NICK 1-1; SILVA, JORDAN 0-2; RAY, JAE'VANTE 1-0; DANIEL, MILES 1-0; CARRIGAN, MIKE 1-0; PHILLIPS, C. 0-1; GAMBLE, KESEAN 0-1. Illinois-Hansen, Jake 10-5; Phillips, D. 5-7; Watkins, Cameron 8-2; Roundtree, Bobby 3-2; Brown, Sydney 2-3; Ware, Delano 3-1; Martin, J. 2-2; Carney, Owen 1-3; Green, Stanley 1-3; Oliver, Tymir 0-4; Joseph, Kerby 3-0; Harding, Dele 2-1; Gay, Isaiah 1-2; Woods, Jamal 2-0; Shogbonyo, Ayo 1-1; Walker, Nick 1-0; Wyatt, Dylan 1-0; DeGroot, Dawson 0-1; Jackson, Kenyon 0-1; Knight, James 0-1; Bernat, Nolan 0-1.

**Time: 3:24**

**Attendance: 31,898**

## WEEK 2 VS. HOWARD

SEPTEMBER 8, 2018

HOWARD .....14  
KENT STATE.....54

Dix Stadium • Kent, Ohio

Scoring	1	2	3	4	Total
Howard	0	0	14	0	14
Kent State	16	10	21	7	54

### Scoring Summary

1st	12:14	KSU	BARRETT, WOODY 3 yd run (Trickett), 7-67 1:38
	08:00	KSU	SHAW, JO-EL 15 yd run (Trickett), 1-15 0:09,
	05:19	KSU	HINES, ELVIS safety,
2nd	08:48	KSU	TRICKETT, M. 34 yd field goal, 15-75 4:15
	07:11	KSU	SHAW, JO-EL 2 yd run (Trickett), 1-2 0:05
3rd	09:56	HOW	Anthony 6 yd pass from Newton (Joseph), 7-42 2:47
	08:57	KSU	RANKIN, JUSTIN 61 yd run (Trickett), 3-65 0:59
	06:46	KSU	SHAW, JO-EL 4 yd run (Trickett), 3-56 1:00,
	03:28	HOW	Parson 74 yd pass from Newton (Joseph), 2-76 0:34
	02:15	KSU	McKoy, Isaiah 42 yd pass from Barrett (Trickett), 5-65 1:13
4th	10:43	KSU	MATTHEWS, WILL 16 yd run (Trickett), 7-59 4:17

Team Stats	HU	KSU
FIRST DOWNS	17	26
RUSHES-YARDS (NET)	53-65	52-355
PASSING YDS (NET)	205	156
Passes Att-Comp-Int	30-13-2	29-13-1
TOTAL OFFENSE PLAYS-YARDS	83-270	81-511
Fumble Returns-Yards	1-12	2-6
Punt Returns-Yards	0-0	4-32
Kickoff Returns-Yards	7-113	2-31
Interception Returns-Yards	1-5	2-15
Punts (Number-Avg)	6-27.7	5-30.0
Fumbles-Lost	4-2	4-3
Penalties-Yards	11-113	15-150
Possession Time	30:24	29:36
Third-Down Conversions	2 of 17	6 of 14
Fourth-Down Conversions	1 of 9	0 of 0
Red-Zone Scores-Chances	1-3	6-6
Sacks By: Number-Yards	2-7	4-14

### Rushing

Howard-NEWTON, Caylin 22-41; PARSON, Dedrick 10-31; DORSEY, Khalid 4-12; CRUTE, Josiah 6-11; WILLIAMS, Ramar 5-8; BRANNON, Ricquaz 1-0; REYNOSO, Iggy 3-minus 3; LEBOSKY, Dakota 1-minus 14; MOORE, Isaiah 1-minus 21. Kent State-RANKIN, JUSTIN 12-147; SHAW, JO-EL 12-105; MATTHEWS, WILL 6-46; EDWARDS, D. 8-31; BARRETT, WOODY 10-18; WILLIAMS, X. 3-10; TEAM 1-minus 2.

### Passing

Howard-NEWTON, Caylin 11-25-2-159; WILLIAMS, Ramar 2-5-0-46. Kent State-BARRETT, WOODY 13-27-1-156; CRUM, Dustin 0-2-0-0.

### Receiving

Howard-ANTHONY, Kyle 5-50; PARSON, Dedrick 4-107; CHANEY, Justin 2-36; COLLINS, Jason 1-8; REYNOSO, Iggy 1-4. Kent State-MCKOY, ISAIAH 4-74; JAMES, RAEKWON 3-34; DULKA, ADAM 2-29; RANKIN, JUSTIN 2-22; CARRIGAN, MIKE 2-minus 3.

### Tackles (UA-A)

Howard-COOK, Bryan 7-1; TURNER, Antonio 4-0; NEWELL, James 3-1; ROBINSON, Zamon 3-1; HURTADO, Devin 3-1; FREELAND, Tye 3-0; FULLER, Tyler 2-1; LARKIN, Ken 2-1; AUGUSTINE, Jomie 2-1; DENNARD, Rodney 2-1; SMITH, Dominique 0-3; REAVES, Garrett 2-0; ALLISON, Marcell 2-0; JOHNSON, Malcolm 2-0; FLUDD, Isaiah 2-0; SMITH IV, John 1-1; WITTER, Brian 1-0; PUGH, Kaezon 1-0; KUSABA, Mukuka 1-0; TEAM 1-0; CRUTE, Josiah 1-0; SMITH, Jalen 1-0; COLLINS, Jason 1-0; GARRISON IV, Ga 1-0; HILL, Quinton 1-0; FIELDS II, Leon 1-0; HOLMON, James 1-0; LEONARD, Tyree 1-0; LEBOSKY, Dakota 0-1; HOYD, Greg 0-1. Kent State-BAHR, MATT 8-3; PHILLIPS, C. 3-3; MCRAE, JUANTEZ 4-1; PARKER, JAMAL 4-1; SHERALD, Keith 4-1; FAULKNER, NICK 4-1; JONES, JIM 3-1; SILVA, JORDAN 2-2; HINES, ELVIS 3-0; HICKS, DALTON 2-1; MORRIS, KALIL 1-2; MATTHEWS, WILL 2-0; WEST, ZAYIN 2-0; GAMBLE, KESEAN 2-0; EBOIGBE, THEO 2-0; HILL, DOMINIC 2-0; DANIEL, MILES 2-0; MAJETTE, THEO 2-0; SPEAR, S. 1-1; MARINELLI, MIKE 1-0; PETERS, AKEAM 1-0; BARRETT, WOODY 1-0; MARSHALL, D. 1-0; BRONCZEK, J. 1-0; WARIBOKO, D. 1-0; HARRELL, TREY 0-1.

**Time: 3:35**

**Attendance: 15,242**





## WEEK 3 AT PENN STATE

SEPTEMBER 15, 2018

KENT STATE.....10  
PENN STATE.....63

Beaver Stadium • University Park, Pa.

Scoring	1	2	3	4	Total
Kent State	7	3	0	0	10
Penn State	21	7	21	14	63

### Scoring Summary

1st	12:51	PSU	Thompkins, D. 40 yd pass from McSorley (Pinegar) 5-75 2:09
	09:43	KSU	Carrigan 47 yd pass from Barrett (Trickett), 11-75 3:08
	05:07	PSU	McSorley, Trace 1 yd run (Pinegar, Jake kick), 9-75 3:02
	01:09	PSU	McSorley, Trace 2 yd run (Pinegar, Jake kick), 7-31 3:00
2nd	00:35	PSU	TRICKETT, M. 24 yd field goal, 5-0 0:48,
	00:04	KSU	McSorley, Trace 13 yd run (Pinegar, Jake kick), 4-43 0:21,
3rd	10:05	PSU	Allen, Mark 7 yd run (Pinegar, Jake kick), 8-57 3:03
	07:42	PSU	Slade, Ricky 2 yd run (Pinegar, Jake kick), 2-41 0:35
	02:37	PSU	Polk, Brandon 41 yd pass from McSorley (Pinegar), 8-70 3:50
4th	06:55	PSU	George, Daniel 95 yd pass from Clifford, Sean (Pinegar), 3-98
	01:09	PSU	Thomas, J. 15 yd run (Pinegar, Jake kick), 3-80 1:11

Team Stats	KSU	PSU
FIRST DOWNS	18	26
RUSHES-YARDS (NET)	37-41	45-297
PASSING YDS (NET)	180	370
Passes Att-Comp-Int	40-21-0	25-14-1
TOTAL OFFENSE PLAYS-YARDS	77-221	70-667
Fumble Returns-Yards	0-0	0-0
Punt Returns-Yards	0-0	5-93
Kickoff Returns-Yards	3-46	1-52
Interception Returns-Yards	1-26	0-0
Punts (Number-Avg)	11-36.8	2-48.5
Fumbles-Lost	1-0	2-0
Penalties-Yards	10-83	9-109
Possession Time	31:38	28:22
Third-Down Conversions	7 of 20	5 of 12
Fourth-Down Conversions	0 of 0	2 of 3
Red-Zone Scores-Chances	1-1	6-6
Sacks By: Number-Yards	1-6	7-46

### Rushing

Kent State-CRUM, Dustin 3-23; SHAW, JO-EL 10-22; MATTHEWS, WILL 4-16; RANKIN, JUSTIN 3-0; TEAM 1-minus 2; BARRETT, WOODY 16-minus 18. Penn State-Sanders, Miles 14-86; Thomas, J. 3-84; Allen, Mark 11-62; McSorley, Trace 9-54; Clifford, Sean 2-10; Slade, Ricky 5-1; Hamler, KJ 1-0.

### Passing

Kent State-BARRETT, WOODY 20-38-0-176; CRUM, Dustin 1-2-0-4. Penn State-McSorley, Trace 11-22-1-229; Clifford, Sean 3-3-0-141.

### Receiving

Kent State-DIXON, ANTWAN 5-59; CARRIGAN, MIKE 3-58; MCKOY, ISAIAH 3-21; SHAW, JO-EL 3-14; HARRELL, TREY 3-2; RANKIN, JUSTIN 2-18; PRICE, KAVIOUS 1-4; LAWRENCE-BURKE 1-4. Penn State-Thompkins, D. 4-101; Sanders, Miles 3-30; Polk, Brandon 2-55; Freiermuth, Pat 2-35; George, Daniel 1-95; Kuntz, Zack 1-32; Hamler, KJ 1-22.

### Tackles (UA-A)

Kent State-HICKS, DALTON 4-8; BAHR, MATT 3-6; PARKER, JAMAL 4-1; PHILLIPS, C. 3-2; SILVA, JORDAN 2-3; MCRAE, JUANTEZ 2-2; HINES, ELVIS 2-2; HILL, DOMINIC 3-0; FAULKNER, NICK 3-0; SHERALD, Keith 2-1; TRICKETT, M. 2-0; MAJETTE, THEO 1-1; MARSHALL, D. 1-1; WARIBOKO, D. 1-0; DANIEL, MILES 1-0; MCFADDEN, C. 1-0; MCKOY, ISAIAH 1-0; EBOIGBE, THEO 0-1. Penn State-Brown, Cam 3-4; Sutherland, J. 4-1; Parsons, Micah 2-3; Scott, Nick 1-3; Miller, Shareef 3-0; Owah, Jayson 3-0; Wade, Lamont 3-0; Luketa, Jesse 3-0; Castro-Fields 3-0; Monroe, Ayron 2-1; Taylor, Garrett 2-1; Toney, Shaka 1-2; Gross-Matos, Y. 2-0; Johnson, Jan 2-0; Brooks, Ellis 1-1; Jordan, Ellison 1-1; Oruwariye, A. 1-1; Lutz, Isaac 0-2; Butler, Jabari 1-0; Johnson, D. 1-0; Givens, Kevin 1-0; Cooper, Jake 1-0; Darien, Dae'Lun 1-0; McPhearson, Z. 1-0; McSorley, Trace 1-0; Mustipher, PJ 1-0; Gordon, Trent 0-1; Vranic, Jason 0-1; Joseph, Daniel 0-1; Shelton, A. 0-1; Chizmar, Max 0-1; Miller, Jarvis 0-1.

**Time: 3:28**

**Attendance: 106,528**

## WEEK 4 AT OLE MISS

SEPTEMBER 22, 2018

KENT STATE.....17  
OLE MISS .....38

Vaught-Hemingway Stadium • Oxford, Miss.

Scoring	1	2	3	4	Total
Kent State	0	7	10	0	17
Ole Miss	7	0	17	14	38

### Scoring Summary

1st	11:20	OM	S. Phillips 38 yd pass from Jordan Ta'amu (Logan ), 6-77 1:41
2nd	12:28	KSU	Shaw, Joel18 yd pass from Price, Kavious (Trickett), 5-85 1:23
3rd	13:20	OM	S. Phillips 2 yd run (Luke Logan kick), 5-76 1:35
	11:00	KSU	TRICKETT, M. 32 yd field goal, 8-50 2:20
	10:18	OM	D.K. Metcalf 41 yd pass from Ta'amu (Logan), 2-71 0:32
	06:45	KSU	BARRETT, WOODY 2 yd run (Trickett), 11-53 3:23
	00:03	OM	Luke Logan 27 yd field goal, 13-65 4:42
4th	09:55	OM	Jordan Ta'amu 4 yd run (Luke Logan kick), 7-88 2:40
	07:06	OM	Isaiah Woullard 7 yd run (Luke Logan kick), 5-34 2:19

Team Stats	KSU	OM
FIRST DOWNS	23	26
RUSHES-YARDS (NET)	41-148	37-209
PASSING YDS (NET)	242	442
Passes Att-Comp-Int	43-25-1	38-28-1
TOTAL OFFENSE PLAYS-YARDS	84-390	75-651
Fumble Returns-Yards	0-0	0-0
Punt Returns-Yards	0-0	0-0
Kickoff Returns-Yards	2-74	2-46
Interception Returns-Yards	1-20	1--2
Punts (Number-Avg)	5-37.4	4-36.8
Fumbles-Lost	1-1	0-0
Penalties-Yards	7-55	8-90
Possession Time	27:52	32:08
Third-Down Conversions	5 of 17	6 of 13
Fourth-Down Conversions	3 of 4	1 of 1
Red-Zone Scores-Chances	3-4	4-5
Sacks By: Number-Yards	2-7	7-4

### Rushing

Kent State-RANKIN, JUSTIN 15-64; BARRETT, WOODY 19-53; SHAW, JO-EL 5-22; HARRELL, TREY 1-12; MATTHEWS, WILL 1-minus 3. Ole Miss-S. Phillips 19-112; Tylan Knight 6-62; Eric Swinney 2-19; Isaiah Woullard 4-16; Jordan Ta'amu 6-0.

### Passing

Kent State-BARRETT, WOODY 24-42-1-224; PRICE, KAVIOUS 1-1-0-18. Ole Miss-Jordan Ta'amu 28-38-1-442.

### Receiving

Kent State-CARRIGAN, MIKE 6-88; DIXON, ANTWAN 6-36; HARRELL, TREY 5-55; MCKOY, ISAIAH 3-30; SHAW, JO-EL 2-33; RANKIN, JUSTIN 1-9; DULKA, ADAM 1-2; BARRETT, WOODY 1-minus 11. Ole Miss-A.J. Brown 7-96; DaMarkus Lodge 6-81; D.K. Metcalf 5-102; Elijah Moore 4-30; Dawson Knox 2-79; S. Phillips 2-44; Isaiah Woullard 1-6; Alex Weber 1-4.

### Tackles (UA-A)

Kent State-BAHR, MATT 9-3; PARKER, JAMAL 5-7; SHERALD, Keith 4-4; HINES, ELVIS 4-3; JONES, JIM 2-5; MORRIS, KALIL 3-3; DANIEL, MILES 4-1; MARSHALL, D. 4-1; FAULKNER, NICK 2-3; HILL, DOMINIC 1-3; HICKS, DALTON 1-1; GAMBLE, KESEAN 1-1; TYSON, ZAQUON 1-0; MCFADDEN, C. 1-0; PHILLIPS, C. 0-1; WEST, ZAYIN 0-1; EBOIGBE, THEO 0-1; SILVA, JORDAN 0-1. Ole Miss-C.J. Moore 7-0; Mohamed Sanogo 6-1; Zedrick Woods 5-2; Keidron Smith 3-2; Charles Wiley 2-3; Josiah Coatney 4-0; Markel Winters 4-0; Victor Evans 3-1; Ryder Anderson 2-2; Cam Ordway 3-0; Jalen Julius 3-0; C.J. Miller 2-1; M. Hartsfield 2-1; Qaadir Sheppard 1-2; Willie Hibbler 2-0; Kevontae' Ruggs 0-2; Josh Clarke 1-0; A. Robinson 1-0; Javien Hamilton 1-0; Jacquez Jones 0-1; T. Tisdale 0-1; S. Phillips 0-1; Dawson Knox 0-1; B. Williams 0-1.

**Time: 5:39**

**Attendance: 50,528**

## WEEK 5 AT BALL STATE

SEPTEMBER 29, 2018

KENT STATE.....24  
BALL STATE .....52

Scheumann Stadium • Muncie, Ind.

Scoring	1	2	3	4	Total
Kent State	7	10	7	0	24
Ball State	21	14	7	10	52

### Scoring Summary

1st	13:10	BSU	Dunner, Malik 3 yd pass from NEAL, Riley (Hagee), 5-59 1:50
	09:51	BSU	GILBERT, James 8 yd run (Hagee), 5-46 1:52
	03:47	BSU	Lcanaria, C. 24 yd pass from NEAL, Riley (Hagee), 3-21 0:41
	00:48	KSU	Dulka, Adam 12 yd pass from Barrett (Trickett), 11-69 2:54
2nd	11:30	KSU	TRICKETT, M. 29 yd field goal, 11-61 2:44
	04:18	BSU	Schrank, Kyle 42 yd pass from NEAL, Riley (Hagee), 3-57 0:58
	01:55	KSU	RANKIN, JUSTIN 13 yd run (Trickett), 7-75 2:23
	00:28	BSU	GILBERT, James 2 yd run (Hagee), 8-78 1:22
3rd	06:13	BSU	Miller, Riley 33 yd pass from NEAL, Riley (Hagee), 10-58 2:45
	03:47	KSU	RANKIN, JUSTIN 6 yd run (Trickett), 9-74 2:20
4th	09:59	BSU	HAGEE, Morgan 28 yd field goal, 13-36 4:34
	07:09	BSU	NEAL, Riley 31 yd run (Hagee), 4-69 1:43

Team Stats	KSU	BSU
FIRST DOWNS	24	32
RUSHES-YARDS (NET)	41-147	42-160
PASSING YDS (NET)	314	446
Passes Att-Comp-Int	44-30-1	52-32-1
TOTAL OFFENSE PLAYS-YARDS	85-461	94-606
Fumble Returns-Yards	0-0	1-4
Punt Returns-Yards	0-0	1-24
Kickoff Returns-Yards	7-137	4-99
Interception Returns-Yards	1-0	1-24
Punts (Number-Avg)	5-41.2	4-39.8
Fumbles-Lost	2-2	1-1
Penalties-Yards	17-142	11-91
Possession Time	26:01	33:59
Third-Down Conversions	5 of 16	11 of 20
Fourth-Down Conversions	1 of 3	2 of 2
Red-Zone Scores-Chances	4-4	4-7
Sacks By: Number-Yards	2-19	5-28

### Rushing

KSU-RANKIN, JUSTIN 19-75; MATTHEWS, WILL 8-49; PRICE, KAVIOUS 1-24; HARRELL, TREY 1-8; BARRETT, WOODY 12-minus 9. BSU State-NEAL, Riley 11-61; GILBERT, James 14-40; JONES, Will 8-25; DUNNER, Malik 4-20; HUNTLEY, Caleb 4-7; HALL, Justin 1-7

### Passing

KSU-BARRETT, WOODY 30-44-1-314. BSU State-NEAL, Riley 30-50-1-402; PLITT, Drew 2-2-0-44.

### Receiving

KSU -MCKOY, ISAIAH 10-68; DIXON, ANTWAN 5-55; CARRIGAN, MIKE 4-85; HARRELL, TREY 4-37; MATTHEWS, WILL 2-21; RANKIN, JUSTIN 2-9; WOODS, JOHNNY 1-23; DULKA, ADAM 1-12; PRICE, KAVIOUS 1-4. BSU State-MILLER, Riley 11-208; LACANARIA, C. 8-73; SCHRANK, Kyle 3-48; TYLER, Yo'Heinz 3-39; DUNNER, Malik 2-12; ENDSLEY, Luke 1-19; GIVAN, Nolan 1-16; GILBERT, James 1-15; HUNTLEY, Caleb 1-9; HALL, Justin 1-7.

### Tackles (UA-A)

KSU-BAHR, MATT 6-8; SHERALD, Keith 6-5; MORRIS, KALIL 5-6; PARKER, JAMAL 1-6; ROBINSON, JR. 3-3; FAULKNER, NICK 3-3; JONES, JIM 1-5; HINES, ELVIS 5-0; MARSHALL, D. 4-1; DANIEL, MILES 2-2; MAJETTE, THEO 1-2; SILVA, JORDAN 0-3; BELL, MATT 1-1; HILL, DOMINIC 0-2; EBOIGBE, THEO 0-2; HARRELL, TREY 1-0; RAY, JAE'VANTE 1-0; SAMS, JULIAN 1-0; PRICE, KAVIOUS 1-0; HICKS, DALTON 1-0; WEST, ZAYIN 0-1. BSU State-WHITE, Jacob 3-7; ALBRIGHT, C. 3-4; HALL, Shannon 5-1; COSBY, Bryce 4-2; MARTIN, Brandon 3-3; THOMAS, Jaylin 3-3; MILLER, Josh 5-0; ANDERSON, Brett 3-2; CRUMB, Chris 2-3; DAW, Jimmy 3-1; HANNAH, Myles 3-1; JACKSON, J. 2-2; WILBORN, Ray 1-3; PHILLIPS, A. 3-0; SCHROEDER, Fred 2-1; LEE, Malcolm 2-0; WALTON, Marc 2-0; WILLIAMS, J. 1-1; JENNETTE, James 1-1; ROPATI, Tuni 0-2; KENDRICK, K. 1-0; UZODINMA, A. 1-0; HOHLT, Trevor 0-1.

Time: 3:31

Attendance: 9,367

## WEEK 6 VS. OHIO

OCTOBER 6, 2018

OHIO.....27  
KENT STATE.....26

Dix Stadium • Kent, Ohio

Scoring	1	2	3	4	Total
Ohio	7	0	7	13	27
Kent State	14	3	6	3	26

### Scoring Summary

1st	14:50	KSU	MCKOY, ISAIAH 75 yd pass from BARRETT, WOODY (TRICKETT)
	08:36	KSU	CARRIGAN, MIKE 1 yd pass from BARRETT, WOODY (TRICKETT, M. kick)
	02:48	OU	OUELLETTE, A. 1 yd run (ZERVOS, L. kick), 10-66 5:40
2nd	00:00	KSU	TRICKETT, M. 49 yd field goal, 7-44 0:50
3rd	09:33	KSU	TRICKETT, M. 39 yd field goal, 9-64 3:15
	06:32	OU	MEYER, A. 59 yd pass from ROURKE, N. (ZERVOS, L. kick)
	01:11	KSU	TRICKETT, M. 38 yd field goal, 11-54 5:21
4th	12:45	OU	OUELLETTE, A. 5 yd run (ZERVOS, L. kick), 6-69 3:20
	05:12	KSU	TRICKETT, M. 28 yd field goal, 16-64 7:28
	01:28	OU	ROURKE, N. 8 yd run (ROURKE, N. rush failed), 9-81 3:39

Team Stats	OU	KSU
RUSHES-YARDS (NET)	38-130	36-201
PASSING YDS (NET)	284	271
Passes Att-Comp-Int	20-18-1	35-27-2
TOTAL OFFENSE PLAYS-YARDS	58-414	71-472
Fumble Returns-Yards	0-0	0-0
Punt Returns-Yards	0-0	1-5
Kickoff Returns-Yards	5-111	2-46
Interception Returns-Yards	2-60	1-8
Punts (Number-Avg)	2-53.0	2-40.5
Fumbles-Lost	3-3	1-1
Penalties-Yards	6-61	11-100
Possession Time	31:29	28:31
Third-Down Conversions	6 of 10	6 of 12
Fourth-Down Conversions	1 of 2	0 of 1
Red-Zone Scores-Chances	3-6	3-3
Sacks By: Number-Yards	2-13	2-16

### Rushing

Ohio-OUELLETTE, A. 18-72; ROURKE, N. 15-49; ROSS, J. 4-11; TEAM 1-minus. Kent State-RANKIN, JUSTIN 16-123; BARRETT, WOODY 12-61; SHAW, JO-EL 8-17.

### Passing

Kent State-BOLLAS, George 4-13-2-14; CRUM, Dustin 2-4-1-15. NIU-CHILDERS, Marcu 13-21-1-114; SANTACATERINA 0-1-1-0.

### Receiving

Ohio-WHITE, P. 5-89; MEYER, A. 4-90; ODOM, C. 4-59; OUELLETTE, A. 3-32; BROWN, C. 1-8; ROSS, J. 1-6. Kent State-MCKOY, ISAIAH 8-118; DIXON, ANTWAN 6-36; HARRELL, TREY 5-52; RANKIN, JUSTIN 2-29; WOODS, JOHNNY 2-26; CARRIGAN, MIKE 2-3; DULKA, ADAM 1-10; BARRETT, WOODY 1-minus 3.

### Tackles (UA-A)

Ohio-CROUTCH, E. 9-2; HAGAN, J. 9-1; DORSA, J. 6-0; NELSON, K. 5-0; HUDSON, J. 4-0; MCKNIGHT, S. 2-2; BERGER, K. 3-0; CONNER, D. 2-1; EVANS, W. 2-0; MOTLEY, I. 2-0; BROOKS, M. 1-1; ARP, B. 1-1; CONRAD, A. 1-1; PAYNE, A. 1-1; CHUKWU, C. 1-0; NEATHERTON, J. 1-0; OGUN-SEMORE, A. 1-0; GULLETT, T. 1-0; CLACK, A. 1-0; OUELLETTE, A. 1-0; LUEHRMAN, R. 0-1; BAKER, C. 0-1. Kent State-GAMBLE, KESEAN 7-1; SHERALD, Keith 6-2; PARKER, JAMAL 6-0; JONES, JIM 4-2; MORRIS, KALIL 4-1; HINES, ELVIS 4-0; MARSHALL, D. 4-0; BAHR, MATT 2-2; MAJETTE, THEO 3-0; SILVA, JORDAN 2-1; HICKS, DALTON 2-0; HARMON, MATT 1-0; MUSOLINO, A.J. 1-0; BELL, MATT 1-0; BRONCZEK, J. 1-0; EBOIGBE, THEO 0-1.

Time: 3:09

Attendance: 20,062



## WEEK 7 AT MIAMI

OCTOBER 13, 2018

KENT STATE..... 6  
MIAMI .....31

Yager Stadium • Oxford, Ohio

Scoring	1	2	3	4	Total
Kent State	0	0	0	6	6
Miami	0	21	10	0	31

### Scoring Summary

2nd	14:57	MU	RAGLAND, Gus 3 yd run (SLOMAN, Sam kick), 11-98 4:49
	08:11	MU	YOUNG, Kenny 2 yd run (SLOMAN, Sam kick), 10-74 4:11
	01:46	MU	MAYOCK, Luke 2 yd pass from RAGLAND, Gus (SLOMAN, Sam kick), 11-82 4:22
3rd	12:24	MU	BESTER, Jaylon 6 yd run (SLOMAN, Sam kick), 3-54 1:04
	06:03	MU	SLOMAN, Sam 42 yd field goal, 9-70 5:22
4th	00:36	KSU	BARRETT, WOODY 7 yd run (TRICKETT, M. kick failed), 3-47 0:31

Team Stats	KSU	MU
FIRST DOWNS	14	25
RUSHES-YARDS (NET)	31-125	51-295
PASSING YDS (NET)	149	209
Passes Att-Comp-Int	29-15-1	25-16-0
TOTAL OFFENSE PLAYS-YARDS	60-274	76-504
Fumble Returns-Yards	0-0	0-0
Punt Returns-Yards	0-0	1-1
Kickoff Returns-Yards	1-9	0-0
Interception Returns-Yards	0-0	1-0
Punts (Number-Avg)	9-38.2	3-32.3
Fumbles-Lost	0-0	2-1
Penalties-Yards	10-70	6-40
Possession Time	20:54	39:06
Third-Down Conversions	5 of 15	5 of 14
Fourth-Down Conversions	0 of 0	2 of 3
Red-Zone Scores-Chances	1-2	4-4
Sacks By: Number-Yards	1-3	5-23

### Rushing

Kent State-BARRETT, WOODY 16-75; RANKIN, JUSTIN 14-50; HARRELL, TREY 1-0. Miami-YOUNG, Kenny 10-90; SMITH, Alonzo 7-52; JOHNSON, Davion 4-52; BESTER, Jaylon 8-51; THOMAS, Maurice 10-24; RAGLAND, Gus 7-22; KAHN, Zach 3-8; TEAM 2-minus 4.

### Passing

Kent State-BARRETT, WOODY 15-29-1-149. Miami-RAGLAND, Gus 16-24-0-209; MALZONE, Alex 0-1-0-0.

### Receiving

Kent State-CARRIGAN, MIKE 4-51; MCKOY, ISAIAH 4-31; HARRELL, TREY 3-38; DIXON, ANTWAN 3-31; RANKIN, JUSTIN 1-minus 2. Miami-SORENSEN, Jack 4-47; YOUNG, Kenny 3-47; BESTER, Jaylon 3-18; MAYOCK, Luke 2-26; THOMAS, Maurice 2-23; HOMER, Andrew 1-27; BECKER, Nate 1-21.

### Tackles (UA-A)

Kent State-SHERALD, Keith 10-4; BAHR, MATT 7-1; PARKER, JAMAL 6-1; HICKS, DALTON 4-1; SILVA, JORDAN 4-0; GAMBLE, KESEAN 4-0; MORRIS, KALIL 3-1; JONES, JIM 3-1; EBOIGBE, THEO 3-0; MARSHALL, D. 1-2; HILL, DOMINIC 2-0; SALAAM, J. 2-0; HINES, ELVIS 1-1; DANIEL, MILES 1-0; MAJETTE, THEO 0-1; HARMON, MATT 0-1. Miami-KIMPLER, Ben 6-0; BROWN, Mike 4-0; CALCAGNO, P. 3-0; BARATTI, Bart 3-0; THOMPSON, D. 3-0; RAYMOND, Zed 3-0; KOENIG, Brad 3-0; WEATHERFORD, S. 2-0; MONTGOMERY, D. 2-0; SHARP, Andrew 2-0; REID, Myles 2-0; COSTIN, Doug 1-1; BANKS, Travion 1-1; MCMULLEN, J. 1-1; ASSEH, Cedric 1-0; RIGG, Jordan 1-0; LEMON, Dean 1-0; TURNER, Cam 1-0; ADAMS, Nigel 1-0; RUCKER-FURLOW 1-0; ALLEN, Josh 0-1.

**Time: 3:13**

**Attendance: 5,003**

## WEEK 8 VS. AKRON

OCTOBER 20, 2018

AKRON .....24  
KENT STATE.....23

Dix Stadium • Kent, Ohio

Scoring	1	2	3	4	OT	Total
Akron	7	3	7	0	7	24
Kent State	3	7	7	0	6	23

### Scoring Summary

1st	06:15	UA	WHITE, Keyondre 1 yd run (GASSER, Nick kick), 7-56 2:43
	01:01	KSU	TRICKETT, M. 32 yd field goal, 16-60 5:14
2nd	10:37	UA	GASSER, Nick 25 yd field goal, 12-66 5:24
	00:00	KSU	BARRETT, WOODY 22 yd run (TRICKETT, M. kick), 5-76 0:49
3rd	10:28	KSU	RANKIN, JUSTIN 13 yd run (TRICKETT, M. kick), 10-76 3:13
	08:41	UA	NELSON, Kato 55 yd run (GASSER, Nick kick), 5-75 1:47
OT		UA	WILLIAMS, Andre 8 yd pass from NELSON, Kato (GASSER, Nick kick), 4-25
		KSU	RANKIN, JUSTIN 29 yd pass from BARRETT, WOODY (CRUM, Dustin rush failed)

Team Stats	UA	KSU
RUSHES-YARDS (NET)	39-143	43-173
PASSING YDS (NET)	219	198
Passes Att-Comp-Int	35-19-1	31-17-0
TOTAL OFFENSE PLAYS-YARDS	74-362	74-371
Fumble Returns-Yards	0-0	0-0
Punt Returns-Yards	0-0	3--2
Kickoff Returns-Yards	1-13	0-0
Interception Returns-Yards	0-0	1-0
Punts (Number-Avg)	8-38.2	9-43.4
Fumbles-Lost	0-0	1-0
Penalties-Yards	7-65	6-46
Possession Time	32:27	27:33
Third-Down Conversions	10 of 19	5 of 19
Fourth-Down Conversions	0 of 0	3 of 4
Red-Zone Scores-Chances	3-3	2-2
Sacks By: Number-Yards	1-1	3-27

### Rushing

Akron-NELSON, Kato 17-90; EDWARDS, Van 13-39; SANDS, Deltron 7-12; BENNETT, Mykel 1-1; WHITE, Keyondre 1-1. Kent State-BARRETT, WOODY 16-81; RANKIN, JUSTIN 15-49; SHAW, JO-EL 10-38; DIXON, ANTWAN 1-5; PRICE, KAVIOUS 1-0.

### Passing

Akron-NELSON, Kato 19-35-1-219. Kent State-BARRETT, WOODY 16-30-0-188; WASHINGTON, M. 1-1-0-10.

### Receiving

Akron-WILLIAMS, Andre 4-72; STEWART, Nate 3-36; MORRIS, Jonah 3-36; EDWARDS, Van 3-15; SMITH, Kwad. 2-26; BENNETT, Mykel 2-19; WILLIAMS, N. 1-15; SANDS, Deltron 1-0. Kent State-DIXON, ANTWAN 4-54; MCKOY, ISAIAH 4-26; RANKIN, JUSTIN 3-36; CARRIGAN, MIKE 2-40; PRICE, KAVIOUS 1-23; BAHR, MATT 1-10; DULKA, ADAM 1-7; WOODS, JOHNNY 1-2.

### Tackles (UA-A)

Akron-LAKO, John 8-5; DAVIS, Jamal 5-4; GILBERT, U. 6-2; DAVIS, Alvin 6-0; GEORGE, Jordan 4-0; BROWN, Kyron 4-0; BOXEN, Brock 4-0; BRADY, Walter 2-2; BUTLER, Denzel 2-1; DAILEY, Darian 2-1; WILLIAMS, B. 2-1; SAMPSON, Justin 0-2; KNIGHT, J. 1-0; LYONS, Cameron 1-0. Kent State-PHILLIPS, C. 10-2; MARSHALL, D. 6-1; SILVA, JORDAN 6-0; SHERALD, Keith 3-3; PARKER, JAMAL 3-1; HINES, ELVIS 3-0; JONES, JIM 3-0; MORRIS, KALIL 2-1; EBOIGBE, THEO 1-2; MAJETTE, THEO 1-2; HICKS, DALTON 1-2; GAMBLE, KESEAN 1-2; ROBINSON, JR. 2-0; SALAAM, J. 1-1; FAULKNER, NICK 0-1; DANIEL, MILES 0-1; WARIBOKO, D. 0-1.

**Time: 3:19**

**Attendance: 18,774**





## WEEK 9 BOWLING GREEN

OCTOBER 30, 2018

KENT STATE.....35  
BOWLING GREEN .....28

Doyt Perry Stadium • Bowling Green, Ohio

Scoring	1	2	3	4	Total
Kent State	7	7	7	14	35
Bowling Green	3	10	0	15	28

### Scoring Summary

1st 08:44 KSU SHAW, JO-EL 24 yd pass from BARRETT, WOODY (TRICKETT, M. kick), 5-51 2:12  
01:13 BGSU NEEDHAM, Nate 30 yd field goal, 12-56 5:07  
2nd 11:41 BGSU NEEDHAM, Nate 34 yd field goal, 9-73 2:59  
02:57 BGSU HENDRIX, Dorian 9 yd pass from DOEGE, Jarret (NEEDHAM, Nate kick), 5-21 2:29  
00:18 KSU BARRETT, WOODY 10 yd run (TRICKETT, M. kick), 7-47 1:03  
3rd 03:49 KSU SHAW, JO-EL 7 yd run (TRICKETT, M. kick), 11-66 4:09  
4th 13:29 BGSU HARGROVE, R. 4 yd pass from DOEGE, Jarret (MORRIS, Quintin pass from DOEGE, Jarret), 4-34 1:43  
11:09 KSU DIXON, ANTWAN 2 yd pass from BARRETT, WOODY (TRICKETT, M. kick), 6-75 2:16  
05:34 BGSU MASSEY, Noah 12 yd pass from DOEGE, Jarret (NEEDHAM, Nate kick), 7-26 3:06  
01:50 KSU SHAW, JO-EL 18 yd run (TRICKETT, M. kick), 4-56 0:44

Team Stats	KSU	BGSU
FIRST DOWNS	21	18
RUSHES-YARDS (NET)	50-225	39-86
PASSING YDS (NET)	157	231
Passes Att-Comp-Int	24-14-0	38-21-1
TOTAL OFFENSE PLAYS-YARDS	74-382	77-317
Fumble Returns-Yards	0-0	0-0
Punt Returns-Yards	5-6	6-55
Kickoff Returns-Yards	3-31	0-0
Interception Returns-Yards	1-0	0-0
Punts (Number-Avg)	9-41.3	8-40.8
Fumbles-Lost	2-1	2-0
Penalties-Yards	11-86	11-85
Possession Time	28:34	31:26
Third-Down Conversions	7 of 17	6 of 18
Fourth-Down Conversions	1 of 1	1 of 1
Red-Zone Scores-Chances	4-4	5-6
Sacks By: Number-Yards	3-30	4-18

### Rushing

Kent State-SHAW, JO-EL 26-128; BARRETT, WOODY 17-77; DIXON, ANTWAN 3-11; CRUM, Dustin 1-10; MATTHEWS, WILL 2-1; TEAM 1-minus 2. Bowling Green-FRYE, Rico 17-36; LOY, Grant 4-32; DENLEY, Bryson 5-23; HARGROVE, R. 7-22; MARLOW, RB 1-2; DOEGE, Jarret 5-minus 29.

### Passing

Kent State-BARRETT, WOODY 14-24-0-157. Bowling Green-DOEGE, Jarret 20-37-1-207; MILLER, Scott 1-1-0-24.

### Receiving

DIXON, ANTWAN 6-73; MCKOY, ISAIAH 3-26; CARRIGAN, MIKE 2-33; SHAW, JO-EL 2-28; PRICE, KAVIOUS 1-minus 3. Bowling Green-MILLER, Scott 6-75; HARGROVE, R. 4-41; FRYE, Rico 4-8; MORRIS, Quintin 2-59; HENDRIX, Dorian 2-33; MASSEY, Noah 2-15; DENLEY, Bryson 1-0.

### Tackles (UA-A)

Kent State-HICKS, DALTON 6-8; SHERALD, Keith 6-2; PHILLIPS, C. 3-5; SILVA, JORDAN 5-2; GAMBLE, KESEAN 5-1; PARKER, JAMAL 3-3; EBOIGBE, THEO 1-4; FAULKNER, NICK 1-4; MAJETTE, THEO 4-0; MARSHALL, D. 3-1; HINES, ELVIS 2-2; BAHR, MATT 2-1; MORRIS, KALIL 1-1. Bowling Green-HARRIS, Brandon 9-6; McBRIDE, Jerry 7-1; BIGGERS, Caleb 5-1; MILTON, Marcus 4-1; LAUTANEN, Nico 2-3; BROOKS, Karl 2-3; WALDER, Roland 2-3; HAIGLER, D. 4-0; WORTHAM, Darius 1-3; GREGORY, Montre 3-0; STEPHENS, Clint 2-1; JACKSON, Melvin 2-0; COLEMAN, Kholbe 2-0; CROSLIN, Josh 1-1; LAMAR, Charles 1-0; MASUKU, Romeo 1-0; MITCHELL, C. 1-0; JUNIOR, Kyle 1-0; HARPER, Jonah 0-1.

### Time: 3:43

Attendance: 13,131

## WEEK 10 AT BUFFALO

NOVEMBER 6, 2018

KENT STATE.....14  
BUFFALO .....48

UB Stadium • Buffalo, N.Y.

Scoring	1	2	3	4	Total
Kent State	0	0	0	14	14
Buffalo	21	13	14	0	48

### Scoring Summary

1st 14:30 UB PATTERSON, Jare 64 yd run (MITCHESON, Adam kick), 2-71 0:30  
09:46 UB JACKSON, Tyree 1 yd run (MITCHESON, Adam kick), 9-52 3:16  
03:46 UB REED, Emmanuel 2 yd run (MITCHESON, Adam kick), 7-49 2:29  
2nd 13:11 UB MARKS, Kevin 5 yd run (MITCHESON, Adam kick blocked), 9-51 2:24  
02:17 UB PATTERSON, Jare 21 yd run (MITCHESON, Adam kick), 5-35 2:34  
3rd 09:42 UB JOHNSON, Anthon 3 yd pass from JACKSON, Tyree (MITCHESON, Adam kick), 7-62 3:56  
03:03 UB ANDERSON, Theo 11 yd run (MITCHESON, Adam kick), 5-39 2:49  
4th 09:56 KSU CRUM, Dustin 2 yd run (TRICKETT, M. kick), 15-67 4:53  
06:11 KSU CARRIGAN, MIKE 11 yd pass from CRUM, Dustin (TRICKETT, M. kick), 7-52 2:01

Team Stats	KSU	UB
FIRST DOWNS	12	22
RUSHES-YARDS (NET)	40-100	57-358
PASSING YDS (NET)	83	120
Passes Att-Comp-Int	28-14-0	21-9-0
TOTAL OFFENSE PLAYS-YARDS	68-183	78-478
Fumble Returns-Yards	0-0	0-0
Punt Returns-Yards	0-0	5-60
Kickoff Returns-Yards	0-0	2-26
Interception Returns-Yards	0-0	0-0
Punts (Number-Avg)	10-29.3	3-35.0
Fumbles-Lost	0-0	1-1
Penalties-Yards	4-35	3-20
Possession Time	24:35	35:25
Third-Down Conversions	6 of 18	6 of 15
Fourth-Down Conversions	1 of 2	3 of 6
Red-Zone Scores-Chances	2-2	5-6
Sacks By: Number-Yards	0-0	2-18

### Rushing

Kent State-CRUM, Dustin 10-66; SHAW, JO-EL 20-50; RANKIN, JUSTIN 4-5; DIXON, ANTWAN 1-minus 8; BARRETT, WOODY 5-minus 13. Buffalo-PATTERSON, Jare 18-187; REED, Emmanuel 9-58; MARKS, Kevin 10-37; ANDERSON, Theo 7-32; McDUFFIE, Dylan 6-16; HAWKINS, Johnat 1-15; JACKSON, Tyree 4-8; VANTREASE, Kyle 1-4; JOHNSON, Domini 1-1.

### Passing

Kent State-CRUM, Dustin 8-15-0-56; BARRETT, WOODY 6-13-0-27. Buffalo-JACKSON, Tyree 7-16-0-111; VANTREASE, Kyle 2-5-0-9.

### Receiving

Kent State-DIXON, ANTWAN 4-14; PRICE, KAVIOUS 3-25; JAMES, RAEKWON 2-16; CARRIGAN, MIKE 2-13; MCFADDEN, L. 2-4; DULKA, ADAM 1-11. Buffalo-JOHNSON, Anthon 3-26; JONES, Charlie 2-43; LEFEBVRE, Zac 2-9; OSBORN, K.J. 1-31; SCOTT, Rodney 1-11.

### Tackles (UA-A)

Kent State-HICKS, DALTON 7-4; PHILLIPS, C. 6-3; SHERALD, Keith 4-3; PARKER, JAMAL 4-3; MORRIS, KALIL 4-2; GAMBLE, KESEAN 4-0; HINES, ELVIS 4-0; BAHR, MATT 3-1; DANIEL, MILES 2-2; JONES, JIM 2-1; SALAAM, J. 2-1; EBOIGBE, THEO 2-0; PETERS, AKEAM 2-0; RANKIN, JUSTIN 2-0; HILL, DOMINIC 1-1; SILVA, JORDAN 0-2; MAJETTE, THEO 1-0; WARIBOKO, D. 1-0; MARSHALL, D. 1-0; HOAG, ALEX 0-1; BELL, MATT 0-1; FAULKNER, NICK 0-1. Buffalo-OTWINOWSKI, Mat 4-4; LAMOUR, Dev 6-1; RIGGINS, Taylor 4-1; TERRY, Tim 3-2; HILL, Tyrone 3-2; COLLIER, Jordan 2-2; PATTERSON, Jame 1-3; BRANDON, Justin 3-0; DADEBOE, Jeremi 2-0; MACK, Ledarius 1-1; FOXWORTH, DeSho 1-1; EMESIBE, Kenned 1-1; ABBAS, Ali 1-1; SLACK, Tatum 1-0; RUGGIERO, Nicco 1-0; SCOTT, Wesley 1-0; HODGE, Khalil 1-0; NUNN, Antonio 0-1; WILLIAMS, Brand 0-1; AKIN, Wankeith 0-1; LEWIS, Cameron 0-1; DARELUS, Frendy

### Time: 3:07

Attendance: 13,131



## WEEK 11 VS. TOLEDO

NOVEMBER 15, 2018

TOLEDO .....56  
KENT STATE.....24

Dix Stadium • Kent, Ohio

Scoring	1	2	3	4	Total
Toledo	14	14	21	7	56
Kent State	7	10	10	7	34

### Scoring Summary

1st	13:36	KSU	BARRETT, WOODY 7 yd run (TRICKETT, M. kick), 4-52 1:24
	10:08	UT	THOMPSON, Art 31 yd run (VEST, Jameson kick), 8-62 3:23
	04:39	UT	GILLIAM, Reggie 3 yd pass from PETERS, Eli (VEST, Jameson kick), 9-85 4:12
2nd	13:03	UT	KOBACK, Bryant 44 yd run (VEST, Jameson kick), 8-83 4:02
	11:09	KSU	TRICKETT, M. 27 yd field goal, 7-32 1:43
	07:30	KENT	MCKOY, ISAIAH 19 yd pass from BARRETT, WOODY (TRICKETT, M. kick), 8-90 2:07
	03:01	UT	JOHNSON, Di. 83 yd punt return (VEST, Jameson kick),
3rd	12:28	UT	KOBACK, Bryant 15 yd run (VEST, Jameson kick), 6-70 2:29,
	12:13	UT	TAAFE, Tyler 31 yd interception return (VEST, Jameson kick)
	10:06	UT	JOHNSON,Jon'Vea 55 yd pass from PETERS, Eli (VEST, Jameson kick), 1-55 0:09
	09:12	KSU	SHAW, JO-EL 76 yd run (TRICKETT, M. kick), 3-81 0:49
	03:44	KSU	TRICKETT, M. 38 yd field goal, 11-45 4:06
4th	14:56	TOL	THOMPSON, Art 1 yd run (VEST, Jameson kick), 7-59 3:46
	06:03	KSU	CARRIGAN, MIKE 2 yd pass from CRUM, Dustin (TRICKETT, M. kick), 12-84 5:16

Team Stats	UT	KSU
FIRST DOWNS	21	23
RUSHES-YARDS (NET)	49-384	35-183
PASSING YDS (NET)	133	314
Passes Att-Comp-Int	18-12-0	41-24-1
TOTAL OFFENSE PLAYS-YARDS	67-517	76-497
Fumble Returns-Yards	0-0	0-0
Punt Returns-Yards	5-103	0-0
Kickoff Returns-Yards	7-63	7-188
Interception Returns-Yards	1-31	0-0
Punts (Number-Avg)	4-31.8	6-39.3
Fumbles-Lost	3-0	1-0
Penalties-Yards	12-140	8-69
Possession Time	32:24	27:36
Third-Down Conversions	8 of 15	6 of 17
Fourth-Down Conversions	0 of 2	0 of 1
Red-Zone Scores-Chances	3-4	5-5
Sacks By: Number-Yards	3-18	1-1

### Rushing

Toledo-KOBACK, Bryant 17-192; THOMPSON, Art 14-122; SEYMOUR, Shakif 8-32; McCRIMMON, N. 6-29; JONES, Ronnie 2-5; PETERS, Eli 1-5; BRADLEY, Carter 1-minus 1. Kent State-SHAW, JO-EL 16-116; BARRETT, WOODY 10-36; CRUM, Dustin 4-17; RANKIN, JUSTIN 3-9; HARRELL, TREY 1-4; DULKA, ADAM 1-1.

### Passing

Toledo-PETERS, Eli 11-14-0-131; BRADLEY, Carter 1-4-0-2. Kent State-BARRETT, WOODY 17-33-1-198; CRUM, Dustin 7-8-0-116.

### Receiving

Toledo-PHILLIPS, D. 3-17; THOMPSON, Cody 2-31; JOHNSON, Di. 2-16; SEYMOUR, Shakif 2-0; JOHNSON,Jon'Vea 1-55; THOMPSON, Art 1-11; GILLIAM, Reggie 1-3. Kent State-CARRIGAN, MIKE 7-110; DIXON, ANTWAN 5-60; PRICE, KAVIOUS 4-20; MCKOY, ISAIAH 3-29; MCFADDEN, L. 2-81; HARRELL, TREY 1-10; SHAW, JO-EL 1-2; JAMES, RAEKWON 1-2.

### Tackles (UA-A)

Toledo-FISHER, Jordan 4-2; FORD, Zachary 4-2; HOLLMAN, Kadar 4-1; ROBINSON, Kahli 4-0; BLUE, DeDarallo 4-0; TAAFE, Tyler 3-1; OLEKANMA, R. 2-2; HINES, Jamal 3-0; CLARK, Justin 3-0; JOHNSON, Desjuan 2-1; ANDERSON, Tycen 2-0; KING, DeMonte 2-0; HOLT, Saeed 1-1; HOWARD, Reggie 1-1; DAVIS, Lamarr 1-0; VEST, Jameson 1-0; HOOD, David 1-0; SKIPPER, Tuzar 1-0; CRAFT, Evander 1-0; DAVIS, Erik 1-0; JOHNSON, Jon'Vea 1-0; JONES, Ronnie 1-0; WILLIAMS, Victor 1-0; GIVHAN, Nate 1-0; MAYNARD, Lucas 1-0; DUNN, Devonte 1-0; BOLDEN, Daniel 1-0; WOMACK, Samuel 0-1; TAYLOR, Terrance 0-1; CHILDRESS, Nate 0-1; CHAMBERS, Tyron 0-1; JOHNSON, Dyontae 0-1. Kent State-HICKS, DALTON 7-6; PARKER, JAMAL 5-4; GAMBLE, KESEAN 5-3; BAHR, MATT 3-5; SHERALD, Keith 4-2; FAULKNER, NICK 2-2; EBOIGBE, THEO 2-2; MORRIS, KALIL 3-0; HARMON, MATT 2-1; PHILLIPS, C. 2-1; JONES, JIM 2-0; MATTHEWS, WILL 2-0; SILVA, JORDAN 1-1; PETERS, AKEAM 1-1; HINES, ELVIS 1-0; MAJETTE, THEO 1-0; WARIBOKO, D. 1-0; PALUMBO, JOEY 1-0; MARSHALL, D. 1-0.

Time: 3:25

Attendance: 5,580

## WEEK 12 VS. EASTERN MICHIGAN

NOVEMBER 23, 2018

EASTERN MICHIGAN.....28  
KENT STATE.....20

Dix Stadium • Kent, Ohio

Scoring	1	2	3	4	Total
Eastern Michigan	7	14	7	0	28
Kent State	10	0	7	3	20

### Scoring Summary

1st	11:37	KSU	TRICKETT, M. 23 yd field goal, 10-65 3:23
	11:19	KSU	PARKER, JAMAL 16 yd fumble recovery (TRICKETT, M. kick)
	09:12	EMU	ERIKSEN, Ian 1 yd run (RYLAND, Chad kick), 5-69 2:01
2nd	13:00	EMU	STIEBELING, I. 1 yd run (RYLAND, Chad kick), 11-82 4:51,
	04:55	EMU	ERIKSEN, Ian 1 yd run (RYLAND, Chad kick), 4-52 1:23
3rd	11:03	EMU	ERIKSEN, Ian 32 yd run (RYLAND, Chad kick), 4-39 1:44
	04:36	KSU	SHAW, JO-EL 1 yd run (TRICKETT, M. kick), 11-95 3:09
4th	08:18	KSU	TRICKETT, M. 35 yd field goal, 11-63 3:56,

Team Stats	EMU	KSU
FIRST DOWNS	14	21
RUSHES-YARDS (NET)	44-237	45-179
PASSING YDS (NET)	139	209
Passes Att-Comp-Int	26-13-1	35-19-1
TOTAL OFFENSE PLAYS-YARDS	70-376	80-388
Fumble Returns-Yards	0-0	1-16
Punt Returns-Yards	2-26	2-0
Kickoff Returns-Yards	2-31	4-137
Interception Returns-Yards	1-46	1-13
Punts (Number-Avg)	8-37.4	5-38.8
Fumbles-Lost	1-1	4-2
Penalties-Yards	4-60	3-30
Possession Time	30:37	29:23
Third-Down Conversions	2 of 15	5 of 17
Fourth-Down Conversions	2 of 2	1 of 4
Red-Zone Scores-Chances	3-5	3-4
Sacks By: Number-Yards	4-17	2-14

### Rushing

ERIKSEN, Ian 17-118; PARKER, Willie 6-61; TURNER, Breck 8-51; MACKEY, Karmi 3-8; STIEBELING, I. 2-3; HOLDER, Isaac 1-1; WIEGERS, Tyler 4-1; TEAM 3-minus 6. Kent State-SHAW, JO-EL 31-159; BARRETT, WOODY 12-25; RANKIN, JUSTIN 1-0; CRUM, Dustin 1-minus 5.

### Passing

EMU-WIEGERS, Tyler 13-26-1-139. Kent State-BARRETT, WOODY 19-34-0-209; PRICE, KAVIOUS 0-1-1-0; CRUM, Dustin 0-0-0-0.

### Receiving

EMU-DRUMMOND, Dylan 3-10; SEXTON, Mathew 2-64; TURNER, Breck 2-17; JACKSON, Arthur 2-15; HOLDER, Isaac 1-16; PARKER, Willie 1-13; BANHAM, Blake 1-5; ERIKSEN, Ian 1-minus 1. Kent State-DIXON, ANTWAN 5-66; CARRIGAN, MIKE 3-57; WOODS, JOHNNY 3-53; PRICE, KAVIOUS 3-5; WASHINGTON, M. 2-12; MCFADDEN, L. 2-9; SHAW, JO-EL 1-7.

### Tackles (UA-A)

EMU-RACHWAL, Kyle 7-6; HARRIS, J. 6-3; PICKETT, Jaylen 5-3; HOYING, Brody 5-2; CALHOUN, Vince 5-1; CROSBY, Maxx 4-1; CALDERON, Ikke 1-4; MOODY, Justin 3-1; RUSH, Turan 3-0; ANDREWS, Hunter 1-2; MCGILL, Kevin 1-2; EDDINGTON, Ty 2-0; HUNT, CJ 0-2; PORTER, Jordan 1-0; BANHAM, Blake 1-0; NEAL, Tyrone 1-0; KELLY, Jesse 1-0; BOGAN, Blake 1-0; WILLIAMS, Ross 1-0; SEXTON, Mathew 1-0; HAIRSTON, Marc 1-0; PHELPS, Jalen 1-0; TURNER, Breck 0-1. Kent State-BAHR, MATT 4-7; SHERALD, Keith 8-2; SILVA, JORDAN 5-1; PHILLIPS, C. 5-0; MILLER, MONTRE 4-1; PARKER, JAMAL 3-2; PETERS, AKEAM 4-0; FAULKNER, NICK 1-3; MORRIS, KALIL 2-0; RANKIN, JUSTIN 1-1; MARSHALL, D. 1-1; WEST, ZAYIN 0-2; SAMS, JULIAN 1-0; MAJETTE, THEO 1-0; GAMBLE, KESEAN 1-0; EBOIGBE, THEO 1-0; JONES, JIM 0-1; DANIEL, MILES 0-1.

Time: 3:26

Attendance: 6,125