



2019 Kent State FOOTBALL GAME 13 VS UTAH STATE



Kent State Athletic Communications

Dan Griffin
Primary Football Contact
E-mail: dgriff34@kent.edu
Work: (330) 672-8468
Cell: (330) 814-5921

FLASH FACTS

School Information

Name	Kent State University
Location	Kent, Ohio 44242
Founded	1910
Enrollment	38,323 (all campuses)
Alumni Worldwide	241,000
Nickname	Golden Flashes
Mascot	"Flash" the Golden Eagle
Colors	Navy Blue and Gold
Affiliation	NCAA Division I
President	Dr. Todd Diacon
Alma Mater	Wisconsin
Director of Athletics	Joel Nielsen
Alma Mater	Minnesota State Mankato '85
Deputy AD	Casey Cegles
Conference	Mid-American (East Division)
Home venue	Dix Stadium (1969)
Surface/Capacity	FieldTurf/25,319

Coaching Staff

Head Coach	Sean Lewis
Alma Mater	Wisconsin '07
Record at Kent State (Years)	8-16 (Second Season)
Overall record	Same

Assistant Coaches

Offensive Coordinator / QBs / TEs	Andrew Sowder
Defensive Coordinator / Assoc. HC	Tom Kaufman
Special Teams Coordinator	Zac Barton
Offensive Line	Bill O'Boyle
Running Backs	Macky MacPherson
Wide Receivers	Matthew Middleton
Defensive Line	Colin Ferrell
Outside Linebackers	Joe Coniglio
Safeties	Will Windham
Secondary	Justin Hood
Director of Player Personnel	Steve Schrum
Graduate Assistant / Defense	James Alexander
Graduate Assistant / Offense	Matt Battaglia
Graduate Assistant / Defense	Dan Conwell
Graduate Assistant / Offense	Matt Johnson
Head Football Sports Performance	Jeff Sobol

Team Information

First year of football	1920
All-time record	348-570-28/97 years
Bowl record	0-3
Last bowl	2012 GoDaddy.com
Result	L, 13-17 vs. Arkansas State
2018 overall record	2-10
2018 MAC record/finish	1-7, 6th East
Starters returning/lost	17/8
Offense	9/3
Defense	6/5
Specialists	2/0
Letterwinners returning/lost	36/17
Offense	15/8
Defense	18/8
Specialists	3/1
Basic Offense	Spread
Basic Defense	3-4

Athletic Communications

Secondary Football Contact	Taylor Czajkowski
E-mail	tczajkow@kent.edu
Phone	(330) 672-3084
Cell	(785) 221-4405
Address	106 M.A.C. Center, P.O. Box 5190; Kent, OH 44242
Press Box Phone	(330)-672-2036
Website	KentStateSports.com
Twitter	@KentStAthletics, @KentStFootball

The Opening Kick



KENT STATE (6-6, 5-3 MAC) VS UTAH STATE (7-5, 6-2 MWC)

Friday, December 20, 2019 • 7:30 p.m. ET

Toyota Stadium(20,200) • Frisco, Texas

ESPN2: Anish Shroff, John Congemi & Kris Budden

Radio: WHLO 640 AM (Ty Linder, Rob Polinsky, Meghan Donovan)



Kent State looks to pick up its first bowl win in four tries as they face Utah State in the 2019 Tropical Smoothie Cafe Frisco Bowl.

FLASHFAST FACTS

- **Kent State** was the only FBS team that won its final three games to become bowl eligible
- **The Golden Flashes'** three game win streak to close the season started in improbable fashion. The Flashes trailed Buffalo 27-6 with under eight minutes to go. Three touchdowns sandwiched between a recovered on-side kick and blocked punt, tied the game at 27. Matthew Trickett hit a walk-off 42-yard field goal to mark the largest fourth-quarter comeback in the FBS this season.
- **1954, 1972, 2012 and now 2019** are the only bowl dates in Kent State history. The Flashes lost to Delaware in the 1954 Refrigerator Bowl in Evansville, Indiana, lost to the University of Tampa in the 1972 Tangerine (now Citrus) Bowl and to Arkansas State in the 2012 GoDaddy Bowl.
- **Matthew Trickett** became the first player since Dri Archer in 2012 to earn the MAC's Special Teams Player of the Year. Trickett set a school record for field goals with 24 including three game winners. Trickett is one of just five place kickers

to hit 24 or more field goals this season.

- Against Ball State, **Isaiah McKoy** became the first Kent State wideout with three touchdowns in a game since Eugene Baker did it in 1997. McKoy now has seven touchdown catches this season, all of which are 21 yards or longer
- **Sean Lewis** has his FlashFAST system rolling in his second year at the helm. The Golden Flashes' four game improvement from their 2-10 season in 2018 is tied for the eighth-best improvement in the FCS. A big reason behind the turnaround has been the offense, which improved to 34.8 points per game in MAC play in 2019, up from 22.8 points per game in 2018 and 13.8 points per game in 2017.
- **Dustin Crum** is a big reason for the continued improvement of the FlashFAST offense. The junior led the MAC in completion percentage (68.2%), yards and touchdowns in MAC play this season. His 18:2 touchdown-to-interception ratio is the best in school history and helped him rise to #25 in the FBS in passing efficiency (156.1) and the top mark in the Mid-American Conference.
- **1973-74** Kent State and Utah State have met twice prior in their respective histories. The teams had a home-and-home in 1973 and 74 with each team winning on the road.

2019 Kent State Schedule

Date	Opponent	Site/Stadium	Time
Aug. 29	at Arizona State (PAC 12 Networks)	Tempe, Ariz./Sun Devil Stadium	L, 30-7
	<i>Sun Devils swarm Kent State offense, hold to just 200 yards</i>		
Sept. 7	KENNESAW STATE (ESPN3)	Kent, Ohio/Dix Stadium	W, 26-23 (OT)
	<i>Trickett helps give Flashes first overtime win since 2000</i>		
Sept. 14	at Auburn (ESPN2)	Auburn, Ala./Jordan-Hare Stadium	L, 55-16
	<i>Auburn's rushing attack cuts loose for more than 400 yards</i>		
Sept. 21	BOWLING GREEN* (ESPN3)	Kent, Ohio/Dix Stadium	W, 62-20
	<i>Flashes erupt for most yards ever in a game, most points since 2004</i>		
Oct. 5	at Wisconsin (ESPN2 or ESPN3)	Madison, Wis./Camp Randall Stadium	L, 48-0
	<i>Badgers spoil Coach Lewis' return to Camp Randall Stadium</i>		
Oct. 12	at Akron* (ESPN3)	Akron, Ohio/InfoCision Stadium	W, 26-3
	<i>Golden Flashes capture Wagon Wheel for first time since 2014</i>		
Oct. 19	at Ohio* (CBSSN)	Athens, Ohio/Peden Stadium	L, 45-38
	<i>Crum's 4TD Performance not enough in shootout in Athens</i>		
Oct. 26	MIAMI* (ESPN+)	Kent, Ohio/Dix Stadium	L, 23-16
	<i>RedHawks weather the storm and hold off Flashes in the rain</i>		
Nov. 5	at Toledo* (ESPN2 or CBSSN)	Toledo, Ohio/Glass Bowl	L, 35-33
	<i>Flashes comeback bid falls inches short at Toledo</i>		
Nov. 14	BUFFALO* (CBSSN)	Kent, Ohio/Dix Stadium	W, 30-27
	<i>Flashes storm back from 21 down with under eight minutes to play</i>		
Nov. 23	BALL STATE* (ESPN+)	Kent, Ohio/Dix Stadium	W, 41-38
	<i>Crum's career day helps Flashes outlast Cardinals on Senior Day</i>		
Nov. 29	at Eastern Michigan* (ESPN+)	Ypsilanti, Mich./Rynearson Stadium	W, 34-26
	<i>Flashes become bowl eligible for first time since 2012</i>		
Dec. 20	vs Utah State (ESPN2)	Frisco, Texas/Toyota Stadium	7:30 p.m. ET
	<i>Flashes in first bowl since 2012, fourth bowl all-time</i>		



**KENT STATE MEDIA SERVICES****NOTES & RELEASES**

Updated Kent State football game notes are available in PDF format at **www.kentstatesports.com**. To receive the notes via e-mail, contact Director of Athletic Communications Dan Griffin at 330.672.8468 or dgriff34@kent.edu.

CREDENTIALS

All members of the media wishing to cover games in a working capacity must seek appropriate press or photo/video passes in advance. Requests should be made at least one week in advance of game day on **kentstatesports.com**. If time permits, credentials will be mailed; otherwise, they will be left at the media will-call window on the west side of Dix Stadium.

Media sideline credentials will be issued only to accredited photographers and reporters on assignment. Both a credential and an armband must be displayed for access to field level. Armbands may be picked up in the media area on the first floor of the press box. Media members may not work between the 25-yard lines as suggested in the NCAA game management manual.

WEEKLY PRESS CONFERENCE

Head Coach **Sean Lewis** will hold a weekly press conference Mondays at 11:15 a.m. in the M.A.C. Center loge (3rd Floor), from Sept. 2 - Oct. 21. After October 21st, the date of the presser will change based on the gameday that week.

MAC WEEKLY TELECONFERENCE

The Mid-American Conference football coaches will be available for a weekly teleconference each Monday beginning at 9:30 a.m., starting on Aug. 28 and running through December. Kent State head coach **Sean Lewis** will participate in the call from 10:34-10:42 a.m. Contact the Mid-American Conference or the Kent State Athletic Communications Office to obtain the call-in number. A replay will also be available.

PRESS ROW

Press row gameday phone number: 330-672-2036

WEEKDAY INTERVIEW SCHEDULE

All interviews with Kent State players and coaches must be coordinated through the Athletic Communications office. In-person interviews for coaches and players will be conducted after practice on select days only (typically Tuesday & Wednesday). Tuesday and Wednesday practices routinely end between 10:45-11:30 a.m. Coaches and players generally are not available for interviews immediately before or during practice unless special circumstances warrant. In addition, select players will be available at **Sean Lewis'** weekly Monday press conferences.

Media members should call at least one day in advance for phone interviews, which will be conducted around practice, meetings and class schedules.

PROFESSIONAL SCOUTS

Professional scouts may receive credentials by sending a request via e-mail (dgriff34@kent.edu) to Director of Athletic Communications Dan Griffin. If space permits, seats will be provided in the media area on the first floor of the press box; otherwise scouts will be given seats in the west side stands.

WEBSITE

Up-to-date Kent State football information is available via the official athletics department web site at **www.kentstatesports.com**.

Updated results and statistics are available as well as releases, team roster, player bios, coaching staff bios and game recaps. The web site also features real-time statistics for home games plus links to broadcasts of all games on the Kent State Radio Network.

KENT STATE

Kent State University respectfully requests that the institution and its intercollegiate athletics teams be referred to as "Kent State" or "KSU" in shortened reference, as opposed to "Kent." Thank you.

TV/VIDEO/RADIO

Saturday's game can be seen on ESPN +. The game can be heard live on 640 AM WHLO and the free Golden Flashes Radio channel on iHeart-Radio with a one-hour pregame show. **Ty Linder** handles the play-by-play duties and is joined by 11th-year color analyst **Rob Polinsky**. **Meghan Donovan** will be on the sideline. By 2017, iHeart-Radio reached over 100 million registered users.

THE COACHES

Sean Lewis is the youngest head coach in the FBS at age 33 and earned his first victory against Howard in Week 2 of the 2018 season. He picked up his first Mid-American Conference win against his former school Bowling Green, 35-28. Lewis spent the previous six years under Dino Babers at three different schools, most recently spending two seasons as co-offensive coordinator and quarterbacks coach at Syracuse. The Orange proved to be a program on the rise with a victory over then defending national champion Clemson. Lewis served in the same position for two seasons at Bowling Green, helping the Falcons to a MAC title and two bowl appearances. Lewis also coached at Eastern Illinois, Akron and Nebraska Omaha.

Gary Andersen (Utah '86) is in his second stint at Utah State after serving as head coach from 2009-12. Overall with the Aggies, Andersen is 33-29 including 1-1 in bowl games (both the Famous Idaho Potato Bowl). Andersen also served as the head coach of Wisconsin (2013-14) and Oregon State (2015-17).

WEBSITE, TWITTER & INSTAGRAM

For Kent State football stories, statistics, photos, video and more, visit KentStateSports.com. For daily football updates follow @kentstathletics and @kentstfootball on Twitter and Instagram, as well as Kent State Golden Flashes Football on Facebook

IN HOME GAMES

The Golden Flashes went 4-1 at Dix Stadium this season. The Flashes set a school record with 750 total yards in a 62-20 win over Bowling Green and beat the No. 4 ranked FCS Kennesaw State Owls, 26-23, in overtime. Kent State also had the largest fourth quarter comeback in the FCS this season, erasing a 27-6 Buffalo lead to win 30-27 on Matthew Trickett's GW 44 yard field goal. On senior day, Kent State rolled up over 650 yards in a 41-38 win over Ball State, capped by Trickett's third GW field goal this season.

Kent State Media Availability Schedule

Friday(Dec 13) Practice A.M	Saturday (Dec 14) Practice A.M.	Sunday (Dec 15) Practice AM	Monday (Dec 16) Walkthrough Depart for Texas: No Media
Coach Lewis Press Conference: Noon MAC Center Room 298			
Tuesday (Dec 17) Practice at Ford Center Start of practice open to media...Interview to be held at hotel after practice	Wednesday (Dec 18) Practice at Toyota Center Start of practice open to media...Interview to be held at hotel after practice	Thursday (Dec 19) Practice at Toyota Center Start of practice open to media...Bowl press conference to follow	Friday (Dec 20) GAME DAY Utah State vs Kent State 7:30 pm ET

**GAME 13 VS UTAH STATE****MAC STANDINGS**

East	MAC	Overall
Miami	6-2	9-5
Ohio	5-3	6-6
Buffalo	5-3	7-5
Kent State	5-3	6-6
Bowling Green	2-6	3-9
Akron	0-8	0-12
West	MAC	Overall
Central Michigan	6-2	8-5
Western Michigan	5-3	7-5
Ball State	4-4	5-7
Northern Illinois	4-4	5-7
Eastern Michigan	3-5	6-6
Toledo	3-5	6-6

MIAMI: Defeated Central Michigan in MAC Championship Game

MAC BOWL GAMES

Buffalo vs. Charlotte (C-USA), Makers

Wanted Bahamas Bowl, Dec. 20, 2:00 pm ET (ESPN)

Kent State vs. Utah State (Mountain West),

Tropical Smoothie Cafe Frisco Bowl, Dec. 20, 7:30 pm ET (ESPN2)

Central Michigan vs. San Diego State

(Mountain West), New Mexico Bowl, Dec. 21, 2:00 pm ET (ESPN)

Eastern Michigan vs. Pitt (ACC),

Quick Lane Bowl, Dec. 26, 8:00 pm ET (ESPN)

Western Michigan vs. WKU

SERVPRO First Responder Bowl, Dec. 30, 12:30 pm (ESPN)

Ohio vs. Nevada

Famous Idaho Potato Bowl, Jan. 3, 3:30 pm ET (ESPN)

Miami vs. Louisiana,

LendingTree Bowl, Jan. 6, 7:30 pm ET (ESPN)

MAC PRESEASON POLL

The Golden Flashes were picked fourth in the MAC East after back-to-back seasons being picked last. Kent State exceeded expectations, finishing in a three-way tie for second in the East, its highest finish since 2012

SCOUTING THE OPPONENT**UTAH STATE AGGIES**

The Aggies finished third in the Mountain West's Mountain Division, but had the third best record overall in the Conference at 6-2 behind only Air Force and Boise State. The Aggies have had sustained success in the 2010s, making a bowl game every season except 2010 and 2016. They are 4-3 in the previous seven bowl appearances. Kent State will be the fifth different opponent that the Aggies will face in a bowl game, dating back to the 1993 Las Vegas Bowl vs Ball State. The Aggies are 2-2 in the previous four matchups with MAC foes.

NO LOVE LOST

The Aggies are led by quarterback Jordan Love, who has already declared for the NFL Draft. Love has thrown for over 3,000 yards this season (3,085), placing him 23rd in passing yards this season. Love has thrown for 17 touchdowns but 16 interceptions.

FLIP THE FIELD

The Aggies are one of the best return teams in the Nation. Savon Scarver is ranked ninth in the FBS, averaging over 29 yards per kick off return. His two kick off return touchdowns are tied for second in the FBS. In the punt return game, Devan Thompkins is ranked third nationally in punt returns and the Aggies are number 20 in punt return average, at nearly 13 yards per return. Kent State is 10th nationally, allowing less than three yards per return.

BATTLE OF KICKERS

Friday's game will have two of the nation's best place kickers in Kent State's Matthew Trickett and Utah State's Dominik Eberle. Eberle was named Mountain West First Team after hitting on 19-of-24 field goals this season and all 40 of his extra points. The Nuremburg, Germany native was a 2017 Lou Groza Award finalist.

TURNOVER BATTLE

Utah State has a knack for forcing fumbles this season, ranking ninth in the nation with 12 fumbles recovered this season. The Aggies also sit 12th in the FBS with 23 forced turnovers on the season. However, the Aggies have also turned the ball over 23 times, ranking 114th in the Nation.

OPPONENT QUICK FACTS**General Information**

Location.....	Logan, Utah
Founded	1888
Enrollment.....	27,810
Nickname	Aggies
Colors.....	Blue and White
Conference.....	Mountain West
Head Coach	
Head Coach.	Gary Andersen
Alma Mater.	Utah '86 Record
at BSU.	33-29 (4th year)
Overall Record.59-57
Versus Opponent.	N/A

Team Information

Lettermen Returning	31 (O-13, D-16, S-2)
Lettermen Lost	31 (O-17, D-12, S-2)
Starters Returning	9 (O-2, D-7)
Starters Lost	13 (O-9, D-4)
Offensive Starters Returning:	2
Defensive Starters Returning:	7

Media Relations

Associate AD/Media Relations.....	Doug Hoffman
Office Phone.....	435-797-3714
Cellular Phone	435-881-8011
Email.....	doug.hoffman@usu.edu

2019 Schedule Results (7-5, 6-2 Mountain West)

Aug. 30 at Wake Forest	L, 35-38
Sept. 7 STONY BROOK	W, 62-7
Sept. 21 at San Diego State*	W, 23-17
Sept. 28 COLORADO STATE*	W, 34-24
Oct. 5 at #5 LSU	L, 6-42
Oct. 19 NEVADA*	W, 36-10
Oct. 26 at Air Force*	L, 7-31
Nov. 2 BYU	L, 14-42
Nov. 9 at Fresno State*	W, 37-35
Nov. 16 WYOMING*	W, 26-21
Nov. 23 #20 BOISE STATE*	L, 21-56
Nov. 30 at New Mexico*	W, 38-25

**GAME 13 VS UTAH STATE****FLASHFAST**

While also referring to a style of play on the field, #FlashFAST is the team mantra with FAST representing fun, accountable, smart and tough.

A NEW PACE

Kent State ran a total of 914 plays in 2018, the most since the 2012 season. **Sean Lewis** and the new #FlashFAST offense ran an average of 76.6 plays per game a season ago. This season, the Flashes are running 68 plays per game and averaging nearly six yards per play. The result is over 4700 yards, the fourth-most in school history and the most since 2008. The 27.5 points per game are the most for Kent State since the 2012 season. Under Lewis, the Flashes have improved to over 34 points per game in conference play, up from 22 points per game in 2018 and 13 points per MAC contest in 2017.

MOVING THE CHAINS

The Kent State offense has steadily increased their third-down efficiency this season. After starting the first two weeks 11/33 (33%) on third down, Kent State was ranked 100th in the NCAA. In MAC play, Kent State is second in the MAC and have converted 49 percent of their third downs in conference play. As a result, Kent has converted 44 percent of their third downs on the season. As a result, the Golden Flashes now rank 32nd in the NCAA in conversion percentage

X GONNA GIVE IT TO YA

Against Buffalo, running back Xavier Williams was truly FlashFAST in the fourth quarter.

Williams scored on a seven yard run, then after an onside kick, scored 27 seconds later on a 41-yard catch and run. The 27 seconds between scores is the fastest in the FBS this season. Williams has scored a touchdown in each of the last three games.

Williams took the #FlashFAST mentality to the track, joining the Golden Flashes track and field team in the spring of 2019. Williams helped 4x100 relay team placed 3rd at MAC Outdoor Championships. He also placed 12 in 100m dash at MAC Outdoor Championships

HOME RUN HITTER

Isaiah McKoy has had seven touchdown catches this season. Each one of them has been for 21 yards or longer. McKoy has four touchdowns of at least 40 yards this season as well.

GROUND AND POUND

In three of Kent State's 2019 wins, the Golden Flashes outgained their opponents on the ground. Since 2012, the Flashes are 26-10 when out-rushing their opponent. Contrarily, KSU is just 5-54 when the opposition runs for more yards in that span.

BALANCED GROUND ATTACK

Kent State is in rare company when it comes to a balanced rushing attack. The Golden Flashes are one of just 10 teams to record at least four rushers to record a 100 yard rushing game this season. Jo-EI Shaw and Joachim Bangda each recorded a 100-yard game against Bowling Green. Will Matthews crossed the century mark in the Wagon Wheel game. Dustin Crum joined the group with 101 yards vs Ball State

RETURN (ER) OF THE MAC

Jamal Parker established himself as one of the elite return guys in the Mid-American Conference

How They Stack Up (2019 Stats)

Team Statistics	KSU	USU
Record (Overall)	7-6	7-5
Record (Conference)	5-3	6-2
Points/game	27.4	28.3
Total offense/game	393.6	425.1
Rushing yards/game	181.3	149.2
Passing yards/game	212.7	275.9
Points allowed/game	31.1	29.0
Total offense allowed/game	470.8	431.4
Rushing yards allowed/game	249.3	197.8
Passing yards allowed/game	221.5	233.7
Kickoff return average	21.8	23.8
Punt return average	8.5	12.5
Fumbles-lost	18-9	11-6
Penalties-yards	74-712	70-579
Net yards/punt	41.0	36.1
Time of possession/game	25:45	24:39
3rd-down conversion	44%	43%
4th-down conversion	70%	38%
Red-zone scores	88%	72%
Red-zone touchdowns	50%	43%
Turnover Margin	+4	+0
NCAA/Conference Rankings	KSU	USU
Rushing Defense	127/12	103/10
Rushing Offense	44/7	84/7
Sacks Allowed	122/11	34/5
Scoring Defense	91/8	76/5
Scoring Offense	76/7	68/6
Passing Efficiency	23/1	90/7
Pass Efficiency Defense	99/10	55/5
Sacks	91/6	83/6
Tackles for Loss	113/10	93/6
Total Defense	120/11	96/9
Total Offense	78/8	51/5
Turnover Margin	36/4	66/6
Kickoff Returns	48/6	22/4
Net Punting	21/1	113/10
Passing Offense	84/7	32/4
Punt Returns	53/4	20/2
Pass Defense	55/5	82/6

and the FBS. Parker ranks ninth in the FBS with over 700 return yards this season and 14th in average at nearly 27 yards per return. Against Eastern Michigan, Parker returned the opening second half kick-off back for a 96 yard touch-down.

KNIGHT IN SHINING ARMOR

Redshirt junior Qwuantrezz Knight was cleared by the NCAA and ruled eligible for game competition following his transfer from the University of Maryland. Knight appeared in 27 games in three seasons for the Terps and made 45 tackles. Knight has been dominant for the Flashes in 2019. Despite missing two games, Knight still ranks in the top-10 in the conference in tackles for loss. Knight had at least two TFLs in each of the first three conference games this season

REFUSING TO CRUM-BLE

Quarterback Dustin Crum has shined as the Flashes signal caller. The junior set multiple records in the win over Ball State. Crum became

KENT STATE LEADERS

Passing	C-A-I	Pct.	Yds.	TD	Ypg.
Dustin Crum	196-287-2	68.2	2336	18	194.7
Woody Barrett	20-40-0	50.0	205	3	34.8

Rushing	Att.	Net	Avg.	TD	Ypg.
Dustin Crum	145	560	3.9	5	46.7
Will Matthews	106	514	4.8	2	73.4

Receiving	Rec.	Yds.	Avg.	TD	Ypg.
Isaiah McKoy	50	769	15.2	7	76.9
Kavious Price	47	504	10.7	3	42.0
Mike Carrigan	40	535	13.3	5	53.5

Defense	UT-AT-TT	TFL	Sacks	INT	FF-FR
M. Lawrence-Burke	51-43-94	5.5	4.0	0	1-1
Cepeda Phillips	38-47-85	6.5	2.0	0	0-0
KJ Sherald	49-27-76	3.5	0.0	3	1-0
Nick Faulkner	36-39-75	2.5	1.0	0	0-0
Q. Knight	43-22-65	8.0	-	0	1-0

UTAH STATE LEADERS

Passing	C-A-I	Pct.	Yds.	TD	Ypg.
Jordan Love	263-434-16	60.6	3085	17	257.1

Rushing	Att.	Net	Avg.	TD	Ypg.
Gerold Bright	161	827	5.1	8	68.9
Jaylen Warren	106	561	5.3	5	51.0

Receiving	Rec.	Yds.	Avg.	TD	Ypg.
Siaosi Mariner	56	874	15.6	8	78.8
Jordan Nathan	47	510	10.8	1	42.6
Devin Thompkins	36	485	13.4	3	44.1

Defense	UT-AT-TT	TFL	Sacks	INT	FF-FR
David Woodward	53-40-93	5.0	2.0	0	1-4
T Lefeged Jr	43-47-90	5.5	2.0	1	2-2
Meitzenheimer	44-40-84	2.5	0.0	1	0-1
Shaq Bond	41-34-75	3.5	0.0	3	0-1

**GAME 13 VS UTAH STATE**

the first Kent State quarterback since Josh Cribbs in 2003 to throw for 300 and rush for 100 in the same game. His 470 yards of total offense was the most by a Golden Flashes player since 1997 and the most ever in a victory.

Crum was recognized by Pro Football Focus as one of the most underrated quarterbacks in college football. Crum has the third-highest rate of accurate passes thrown according to PFF and the best turnover-worthy play rate of just .7 percent. Crum joined the quarterback tandem from Indiana as the lone signal callers on PFF's underrated team.

Crum has thrown just two interceptions on the season and has risen to 16th in the NCAA in passing efficiency. That TD to interception ratio puts him in rare company. Only he and Justin Fields of Ohio State have at least 18 touchdowns and two or fewer interceptions this season. It had only been done three previous times in the past 10 seasons: Drew Hare of NIU in 2014, Connor Shaw of South Carolina in 2013 and Chuckie Keeton of Utah State in 2013.

RAISING THE BAHR

Sixth year linebacker **Matt Bahr** thought his playing career was over after a 28-20 loss to Eastern Michigan in last season's finale. He wanted to return and the NCAA granted him the ability to play a sixth year. Bahr earned his undergraduate degree in three years with a 3.89 GPA and earned a master's degree this past December. Bahr is a three-time MAC Distinguished Scholar-Athlete, an Academic All-MAC selection and a Campbell Trophy nominee. He has been named to the Wuerffel Trophy watch list three years in a row. He earned a postgraduate scholarship from the Northeast Ohio Chapter of the National Football Foundation.

On the field, Bahr tied for the team lead in tackles last season with 91 and led the Flashes with 7.5 tackles for loss. Bahr started his career as a walk-on safety before making the switch to linebacker before the 2017 season. Last year, he earned a single digit number and was named a team captain. He's also been a multi-year nominee for the Burlsworth Trophy, given annually to the best college football player who began his career as a walk-on.

Away from academics and football, Bahr served two years as president of Kent State's Student-Athlete Advisory Committee. He also served on the MAC's Student-Athlete Executive Committee. Bahr was nominated for the All-State AFCA GoodWorks Team. Bahr's many service projects included trips to Belize and Costa Rica working with "Courts For Kids."

DIXON DEFIES LIFE-THREATENING ILLNESS

Wide receiver **Antwan Dixon** led the team with 52 receptions in 2018, but just three years ago, catching passes were the least of his worries. Dixon played for the first time in three years in the 2018 season opener at Illinois after battling aplastic anemia, a rare blood disorder. After leading the team in receiving yards (355) in 2015, Dixon's condition forced him to leave school. As his condition worsened, his weight dropped to 125 pounds, but a life-saving bone marrow transplant from his father (Anthony) led to one of the best comeback stories in all of college football. He was named the 2018 Mayo Clinic Comeback Player of the Year. This season, Dixon has been named to The Uplifting Athletes Rare Disease Champion team. The award is given annually to a leader in college football who has realized his or her potential to make a positive and lasting impact on the rare disease community.

RETURNING RECEIVERS

The returning receivers picked up where they left off in 2018, led by Isaiah McKoy. McKoy rolled up a career best 159 yards and three scores in the win over Ball State. McKoy now leads the MAC with seven TD receptions and 68.6 yards per game. Not to be outdone, Mike Carrigan had a career best eight catches and 178 yards on Saturday. He ranks fifth in the MAC at 58 receiving yards per game.

COOKING UP YARDS

Senior **Will Matthews** rushed for 125 yards and a score against TSDTR in his first game this season. He backed that up with another 80 yards and a score against Ohio, providing a steadying force and more depth to the backfield. Away from football, Matthews has a successful food truck, Southern Comfort Kitchen. The senior cooks up cuisine from his native Louisiana.

TRICK TRICK BOOM

Sophomore placekicker **Matthew Trickett** earned a starting spot in 2018 preseason camp as a true freshman. Trickett finished the season 14-for-17 on field goal attempts and 33-for-34 on PATs. This season, Trickett kicked it up a notch, earning the MAC Special Teams Player of the Year. The sophomore is one of five kickers to hit at least 24 field goals this season. Of his 24 field goals, he hit three game-winners including a pair of "walk-off" field goals (Kennesaw State, Buffalo). Pro-Football Focus named him a Second-Team All-American.

Kent State in 2019

At home	4-1
On the road	2-5
On natural grass	0-2
On artificial surface	6-4
When scoring first	2-2
When opponent scores first	4-4
When leading at halftime	3-0
When trailing at halftime	3-5
When tied at halftime	0-1
When leading after three quarters	5-0
When trailing after three quarters	1-6
When tied after three quarters	0-0
When leading after four quarters	5-0
When trailing after four quarters	0-6
In overtime	1-0
In games decided by 3 points or less	3-1
In games decided by 7 points or less	0-2
In games decided by 10 points or less	1-0
In games decided by more than 14 points	2-3
When running more plays than opponent	3-1
When opponent runs more plays	3-4
When plays are equal	0-1
When gaining more total yards	4-0
When gaining less total yards	2-6
When rushing for more yards than opponent	4-0
When rushing for less yards than opponent	2-6
When passing for more yards than opponent	5-2
When passing for less yards than opponent	1-4
When committing fewer turnovers	5-0
When committing more turnovers	0-2
When turnovers are even	1-4
When winning time of possession	1-0
When opponent wins time of possession	5-6
When running 70 or more plays	3-1
When running less than 70 plays	3-5
When rushing for 100 yards or more	6-4
When rushing for less than 100 yards	0-2
When passing for 200 yards or more	2-4
When passing for less than 200 yards	4-2
When pass % is 60% or better	6-3
When pass % is under 60%	0-3
When third down conversion is 40% or better	6-3
When third down conversion is under 40%	0-3
When committing fewer penalties	3-4
When committing more penalties	3-2
When penalties are even	0-0
When gaining 20 first downs or more	4-2
When gaining less than 20 first downs	2-3

O-LINE EXPERIENCE

Nate Warnock leads the O-line, having started a team-high 36 consecutive games. Junior tackle Adam Gregoire returns after missing 2018 due to injury. He started six games in 2017. Sophomore Julian Sams started all 12 games as a freshman, and was the first true freshman offensive lineman to start every game and first lineman to start their first 24 games since Brian Winters in 2009-10.

**SUPER SPECIALISTS**

Kent State has a rare claim to fame this season. They are the only FBS team in the country with each of the following

1. Game-winning FG as time expired
2. Recovered onside kick
3. Blocked PAT
4. Blocked punt
5. Recovered muffed punt
6. Kick return TD

STEVE HARVEY SCHOLARSHIP

Kent State freshman **Anthony Morris** was awarded the Steve and Majorie Harvey Foundation scholarship. Morris appeared on Harvey's talk show "Steve" on June 26. Harvey, a former KSU student, is known for hosting Family Feud.

FLASHES GAINING HONORS

Matthew Trickett headlined the six All-MAC selections with a first team nod and the Special Teams Player of the Year. It is the first Major MAC Award won by Kent State since Dri Archer took home the same award in 2012. The six members of the All-MAC team are the most since 2012.

Matthew Trickett-First Team-Place Kicker

Jamal Parker-Second Team-Defensive Back

Mike Carrigan-Third Team-Wide Receiver

Isaiah McKoy-Third Team-Wide Receiver

Theo Majette-Third Team-Defensive Line

Derek Adams-Third Team-Punter

ROAD WARRIORS

The Flashes started their season on the road for the fifth straight season. Kent State was the visitor in five of its first seven games. The Golden Flashes were away from home from Sept. 21 - Oct. 26.

GOLDEN STANDARD GUYS

When **Sean Lewis** began meeting with the team in January of 2018, he took away all single-digit jerseys. Only players that met the team's Golden Standard on and off the field would earn a single digit. On the morning of the 2018 spring game, linebacker **Matt Bahr** and defensive back **Elvis Hines** became the first two players to gain the honor. Following preseason camp, defensive back **Jamal Parker**, running back **Will Matthews** and outside linebacker **Nick Faulkner** joined the elite group. Before the 2019 season, **Cepeda Phillips** and **Kavious Price** joined the single digit club bringing the total to seven Golden Standard guys. The eighth addition to the Golden Standard

guys is defensive back **Keith Sherald Jr.** Sherald tied for the team lead in tackles a year ago and currently is fifth on the team with 76 tackles this season. He earned the single-digit jersey ahead of the Ball State game.

YOUNGEST HEAD COACHES

In December 2017, **Sean Lewis** (then 31) became the youngest FBS head coach.

1. Sean Lewis, Kent State	33 (4-11-86)
2. Jake Spavital, Texas State	34 (5-1-85)
3. Will Healy, Charlotte	34 (1-16-85)
4. Walt Bell, UMass	35 (6-7-84)
5. Lincoln Riley, Oklahoma	36 (9-5-83)
6. Eli Drinkwitz, Missouri	36 (4-12-83)
7. Mike Norvell, Florida State	38 (10-11-81)
8. Thomas Hammock, Northern Illinois	38 (7-7-81)
9. Tom Arth, Akron	38 (5-11-81)
10. P.J. Fleck, Minnesota	39 (11-29-80)

BEARD GANG

As part of the Fun in FlashFAST, a number of coaches, players, sports performance coaches and athletic trainers are participating in a Beard Gang challenge. Mustaches can be trimmed, but participants must let their beards grow for the entire season.

HONORING #54 JASON BITSKO

On Aug. 20, 2014 during a preseason practice, Kent State's football team received tragic news of the unexpected overnight death of **Jason Bitsko**. The fourth-year junior was slated to be the team's center after starting 12 games at right tackle in 2013. Bitsko had become a team leader, mentor and friend to many both on and off the field. In Bitsko's honor, the number 54 is now worn by a select ofensive lineman every season. For the second year, senior **Nate Warnock** was chosen by teammates and coaches to wear the jersey. In previous years, it was worn by Reno Reda, Stefano Millin and Nathan Puthoff. In 2014, 54 was displayed on one side of every player's helmet throughout the year.

RIVALS TURNED TEAMMATES

Seniors **Nick Faulkner** and **John Henry Bronczek** came to Kent State from opposite sides of the greatest rivalry in high school football. The War of 1894, Canton McKinley vs. Massillon Washington. The storied programs have combined for 36 state titles and 1,700 wins. Both players made their first appearance in 2016 and have gradually improved with each season. Faulkner, a former defensive end, has found his niche as an outside linebacker in the 3-4 defense, while Bronczek is making an impact on special teams

Kent State Player Starts

Player	2019 Starts	Consecutive Starts	Career Starts
Sam Allan	4	0	4
Keshunn Abram	3	0	3
Matt Bahr	4	0	16
Woody Barrett	1	0	13
Mike Carrigan	10	10	29
Dante Cephas	1	0	1
Dustin Crum	11	11	12
Miles Daniel	0	0	3
Antwan Dixon	5	0	18
Adam Dulka	8	2	10
Nick Faulkner	12	16	30
Kesean Gamble	3	1	10
Bryce Gibbs	3	0	17
Adam Gregoire	12	12	17
Dominic Hill	7	7	10
Elvis Hines	12	24	25
Alex Hoag	4	3	4
Daniel Johnson	3	3	3
Buddha Jones	5	0	5
Qwuantrezz Knight	9	0	9
M. Lawrence-Burke	9	2	20
Theo Majette	10	2	11
Will Matthews	6	6	16
Isaiah McKoy	10	2	18
Nathan Monnin	12	20	21
Keenan Orr	1	0	1
Jamal Parker	12	26	40
Akeam Peters	7	0	8
Cepeda Phillips	12	13	14
Kavious Price	11	8	17
Jeremiah Salaam	4	2	5
Julian Sams	12	24	24
Keith Sherald Jr.	12	24	25
Jamil Viaud	2	0	9
Nate Warnock	12	36	36
Zayin West	10	0	10
Xavier Williams	1	0	1


NEW LOOKS

Using a "look good, feel good, play good," mentality, Kent State will be decked out in all gold for the 2019 bowl game.

FLASHES THROUGH BOWL HISTORY

Kent State is making its fourth bowl appearance in school history. The 2019 squad joins the 1954 team (Refrigerator Bowl), 1972 (Tangerine Bowl) and the 2012 team (2013 GoDaddy Bowl) here is a look back at the history of Kent State's Bowl History.

Delaware Chills Golden Flashes



BY BILL CADDEY
Stater Sports Editor

Trailing 7-6 going into the final quarter Delaware's Blue Hens exploded for two touchdowns to defeat the Golden Flashes 19-7 in the seventh annual Refrigerator Bowl game Sunday.

It was simply a case of too much Don Miller, Jim Zaiser and Jimmy Flynn for the Flashes to cope with in the waning minutes of a contest played in the worst type of weather. Bad breaks due chiefly to a cold and wet football also played a vital part in the outcome.

Miller, whose rifle passes slipped through the numbed, wet fingers of his receivers early in the game, began connecting with deadly accuracy in the final quarter. Zaiser scored the last two Delaware touchdowns while the speedy and elusive Flynn continually pounded away

at the Flashes' defense in those final minutes. Kent had possession of the pigskin only three times in the final half.

It was a different story for three quarters though!

The Flashes struck paydirt first and then held onto the slim 7-6 lead until the last stanza. In fact with the temperature below freezing and the field a sea of mud, it appeared that Tony Rocco's point after touchdown conversion was going to tell the tale.


After a scoreless first quarter marked by costly fumbles, the Flashes got their lone scoring drive in motion midway in the second. It started when Rittichier's high punt was fumbled by Delaware on their own 40 and recovered by Bob Stimac. Two successive runs by Rittichier took the ball to the 27 and on the next play Mariano blasted to the 19.

(Continued on Page 4)

THE DAILY KENT STATER

VOL. 1, NO. 41

TUESDAY, DECEMBER 7, 1954



Chill Flashes

(Continued from Page 1)

Rittichier then carried to the two-yard line and after Mariano drove to the one-foot line Stimac smashed through for the score. Delaware struck back immediately. After Norcia kicked out of bounds twice on the kick-off the Blue Hens were awarded the ball at mid-field.

Flynn rammed to the 29 and two plays later Oberg went around end from the 31 to the 15. On the next play Miller completed a pass to Apolostico on the eight and Flynn drove to the four for a first down.

FOUR PLAYS later with only 25 seconds left in the half, Bobby Money-maker plunged over from the two. Flynn's point attempt went wide and Kent still led 7-6.

Following the kickoff, the Flashes completed their longest pass of the game when a Bob Stimac to Bill Whitley pass went from the Kent 13 to the Delaware 48. Time ran out before another play could be completed.

The big break in the game for Delaware occurred midway in the third quarter. The Blue Hens were forced to punt from their own 11 when a clipping penalty on Kent gave them the ball and a first down on their 31.

In ten plays Delaware marched to the Flashes nine, where the drive was halted temporarily by Rittichier's goal line interception of a Miller pass.

Three running plays failed and the Flashes were forced to punt with Rittichier's kick going out of bounds on the Kent 45.

EIGHT PLAYS later Zaiser went over from the five and Flynn converted.

With 2:35 minutes remaining in the game Zaiser capped a 43 yard drive by sprinting the final 23 yards to pay dirt. Flynn's kick was blocked and the Blue Hens led 19-7.

Delaware held a statistical margin over Kent. They compiled 17 first downs to 10 for the Flashes and held a rushing margin of 77 yards. They completed four out of 12 passes to two out of five for the losers. Both teams had one intercepted pass.

AS USUAL the big Kent line put on a good display of strength. Gene Monastra was especially impressive on defense, as was Sonji Herbers, playing his final collegiate game.

A slippery field hampered Lou Mariano but the Canton speedster made some impressive gains nevertheless.

Kent suffered a severe blow early in the first quarter when Mike Norcia fumbled as he was crossing the goal line and Delaware recovered in the end zone. The play started on the 23.



CANTON FLASH. Lou Mariano is pictured above as he dodges Delaware tackler, Bob Zaiser.



Thursday, January 4, 1973 Vol. XVII Number 42

Kent State University

Daily Kent Stater

Mistakes plague KSU Flashes

By Tom Welsh

The odds-makers saw fit to make the University of Tampa a 14-point favorite over Kent State in the Tangerine Bowl and ironically, it was an early 14 points that make the difference in the Dec. 29 game.

The final score saw Tampa on top by a 21-18 count but, had the Flashes not made some very big mistakes in the early going, it

might have been a different story.

All the Flashes did was spot the Spartans two touchdowns within the first seven minutes of the game.

The first mistake was Gerald Tinker's fumble that gave the Spartans the ball on the KSU 15-yard line.

The Flash defense held the powerful Tampa attack on the

first series, but on a fourth and four situation, Tinker let Buddy Carter's punt bounce off his shoulder pads and into Tampa's possession.

On the next play, Carter passed to tight end, Paul Orndorff, in the left corner of the end zone. Bob Cooper kicked the point and the Spartans appeared to be on their way.

The second mistake came on

an interception of a Greg Kokal pass after the frosh quarterback had engineered a drive that went from the Kent 23 to the Tampa 33, highlighted by a 32-yard pass to Jeff Murray.

Promptly, Carter passed up the middle to Orndorff for 35 yards and another Tampa score.

In all, the Flashes handed the ball over seven times via three interceptions and four fumbles.

Despite the three errant passes, Kokal had a brilliant performance, hitting 18 of 42 attempts for 310 yards. Two of the interceptions were deflections which first bounced off the hands of KSU receivers and into those of the Spartans.

According to Don James, the Flashes had been having trouble holding the ball in their practice sessions.

"We mishandled the ball all week as far as the punting and passing went. You just can't do what we did for them in the first half and expect to win. I was proud of the way our guys came back under pressure in the

second half though. They've played well under pressure in 10 of our 12 games this year".

As far as Tampa head coach Earl Bruce was concerned, Tampa owned the first half and Kent the second. "Those were two different football games out there tonight, Tampa in the first half and Kent in the second. Kent State did a great job of fighting back."

Bruce criticized himself for calling too many passing plays, but he had praise for KSU's young quarterback. "Kokal is a good one, he really hurt us with the spring-out."

After Tampa's second score, Kokal took charge and the Flashes managed one first down on a pass to Gary Pinkel. But the drive was stopped at the Kent 28 and Larry Poole punted.

Neither team did any damage until Tampa picked off a Kokal pass at the Tampa 10. Fred Solomon entered as the Tampa quarterback and ignited a drive that covered 89 yards in 10 plays.

(Continued on pg. 16)








Photo by Larry Rubenstein

Gerald Tinker finds the pigskin too hot to handle in Fridaynight's Tangerine Bowl game as the Flashes fell to a 21-18 verdict delt by Tampa. (More photos on pages 8 and 9.)

Kent dominates second half

(continued from page 1)

Solomon carried six times in the drive, accounting for 77 yards. Included were runs of 43, 17 and 12 yards and a three-yard scoring effort. The sophomore speedster was later picked as the "outstanding back" of the game.

The Flashes took over on their own 20 and Kokal and Pinkel went to work. Pinkel caught a 12-yard pass, and then, one play later, grabbed a 57-yard toss to the Tampa 11.

The gain, however, cost Kent the services of Pinkel for the rest of the game as he injured an ankle on the play. Pinkel finished as the game's top receiver with five catches for 98 yards, although seeing action in the first half only.

Unfortunately, Kokal was dropped for consecutive losses while trying to pass on the next two plays and, after a six-yard gain by Poole, a pass to Ken Dooner failed on a fourth and 23 setting and the score at halftime remained 21-0.

To start the second half, the Flashes picked up a first down on a pass interference call, but Poole fumbled on the next play and the Spartans recovered on the Kent 39.

The Flash defense held and, after a Carter punt, Kokal hit Tinker on a 76-yard scoring play with 11:36 remaining in the period. Herbie Page's extra point attempt was wide to the left.

The Spartans were forced to punt again from their own 29, but Tinker fumbled the catch and Orndorff recovered at the Kent 21.

Mike Perlin came up with the big play next, intercepting a Carter pass and returning it 17 yards to the 27.

The Flashes moved to the Tampa 29, but were stopped on a fourth and 8. Page tried a field goal, but missed, again to the left.

After a series of turnovers, the Flashes got possession on their own 42, where Kokal hit Dooner twice for 18 and 15 yards, then passed to Murray for 12 more. Renard Harmon picked up six on an end sweep setting up a second and four situation from the Tampa 10, where Kokal hit Dooner in the end zone for KSU's second score. This time, the Flashes went for two, but Kokal was stopped short.

The Spartans looked as though they would ice things when they journeyed to the Kent 12, but on fourth and 11, a bad snap resulted in a 31-yard loss.

Eddie Woodard then grabbed a pass for 19 yards, but four other Kokal passes went incomplete and Tampa took possession at their own 38.

The Kent defense stopped the Spartan drive and Bernard Harmon, fielded the subsequent punt at his own 22, and followed a wall of blockers down the right sideline for a 78-yard touchdown return.

Page again missed the point after and the scoring was finished at 21-18.

With 1:41 left, the Flashes tried the obvious onside kick, but the Spartans maintained possession and were able to run out the clock. Jack Lambert


gained recognition even in defeat, being chosen as defensive lineman of the game. He was previously named the MAC defensive player of the year.

Solomon led all rushers with 103 yards in 14 tries. Poole was tops for the Flashes with 13 for 48.

Tinker had 2 receptions for 79 yards to finish second to Pinkel in that department, while Dooner caught six for 67 yards.

The Flashes led in total yardage 392-322, while Tampa held the edge in total plays, 72-71.

For James and his crew, one season has ended, but another is just beginning and that involves recruiting.



WELCOME BACK
Winter Quarter Special

FREE **FREE**

FREE LUBE JOB
WITH FILL UP
OF 8 gal. of Oil

Only at **JOE'S PLAZA GULF**
with this coupon **678-3044**
ACROSS FROM UNIVERSITY PLAZA

PLAZA I 673-1040
UNIVERSITY PLAZA SHOPPING CENTER

NOW SHOWING
Mon-Thu At 8:00

TO LIFE!

"Fiddler on the Roof"
United Artists

FRI at 5:30-8:30 / SAT-SUN at 2:00-5:15-8:30

PLAZA II 673-1040
UNIVERSITY PLAZA SHOPPING CENTER

3rd BIG WEEK
At 7:00-9:30

"Charles Bronson
has the role of his career!"
—BOSTON GLOBE

The Valachi Papers

KENT 673-3115
175 EAST MAIN STREET

NOW SHOWING
At 5:30-7:30-9:30



Page B2 | Monday, January 14, 2013

Daily Kent Stater

Flashes fall short in GoDaddy.com Bowl

Historic season ends with loss to Arkansas State, 11-3 overall record

Tim Dorst
tdorst@kent.edu
Grant Engle
gengle@kent.edu

MOBILE, Ala. — Four points were all that separated the Kent State Golden Flashes from claiming their first bowl game win in team history on Jan. 6, 2012. Trailing in the fourth quarter, the Flashes needed one or two more big plays to make a late-game comeback victory.

Unfortunately for the Flashes, those big plays never came, and Kent State came up just short of fulfilling its ultimate goal.

The Arkansas State Red Wolves held on to defeat the Flashes 17-13 in the 14th annual GoDaddy.com Bowl at Ladd-Peebles Stadium, as the Flashes' historic football season ended with a hard-fought loss.

Kent State finished with an 11-3 overall record, capping off the best season in Flashes football history.

Head coach Darrell Hazell said this was a tough loss for the players to handle considering how badly they wanted to win this game.

"We obviously didn't make a lot of plays offensively in the red zone, and [the Red Wolves'] defense did a great job at keeping us contained," Hazell said. "Give a lot of credit to Arkansas State and the job their staff did."

Both defenses started the game off strongly as neither team allowed the other to score in the first quarter. The Flashes had an opportunity to score in the first quarter with the ball on the Red Wolves' 3-yard line, but senior quarterback Spencer Keith's pass was deflected and intercepted by linebacker Nathan Herold in the end zone.

The Flashes changed the momentum of the game on their first drive of the second quarter when junior running back Dri Archer took a handoff and scrambled his way 44 yards down to the Red Wolves' 22-yard line.

After a pass interference penalty on Arkansas State, Archer got the ball again on an end-around handoff and took it 16 yards for the touchdown. The play gave Kent State the first lead of the game.

"It was a play we worked into our game plan a few weeks ago," Archer said. "Once I got the ball, I knew I had to make one guy miss. After that, I knew I had it."

The Red Wolves gained momentum later on in the quarter by utilizing a no-huddle offense that caught the Flashes off guard on a few occasions. Hazell said Arkansas State found a way to keep the Flashes' defense off balance throughout the contest.

"We didn't execute as well as I would've liked us to," Hazell said. "They went with the quick offense, and we had a hard time getting lined up at times. I think we could've done a better job with that."

A 60-yard Arkansas State drive ended with a 10-yard touchdown run by running back David Oku, tying the game at 7 with 5:40 left in the first half.

Arkansas State's subsequent drive was very similar, and the fast-paced play-calling forced the Flashes to scramble when setting up their defense. The Red Wolves snatched the lead away from the Flashes on a 31-yard touchdown pass from quarterback Ryan Applin to wide receiver J.D. McKissic.

Kent State responded with a 42-yard field goal by senior kicker Freddy Cortez, but Arkansas State took a 14-10 lead into the locker room at halftime.

The Red Wolves continued to move the ball well early in the second half and threatened to extend its lead by another touchdown. Kent State's defense held tough in the shadow of



Senior running back Dri Archer walks off the field after Kent's 17-13 loss to Arkansas State in the GoDaddy.com Bowl game on Jan. 6, 2013. MATT HAFLEY | DAILY KENT STATER

its own end zone and held Arkansas State to a 25-yard field goal — keeping it a one-possession game.


The Flashes cut into the lead once again after a solid drive that included a 15-yard screen pass from Keith to sophomore running back Trayon Durham. Cortez converted another field goal — a 26-yarder this time — and the Flashes were back within four points as the game shifted to the fourth quarter.

Defense once again controlled the game for the early half of the fourth quarter, both teams forcing the other to punt multiple times. The Flashes needed one more touchdown to take the lead and almost got it on their final drive after a fourth-down conversation on a pass from Keith to senior receiver Matt Hurdle.

After a pass to sophomore receiver Chris Humphrey went through Humphrey's hands and fell incomplete in the end zone, Keith attempted to scramble for the first down on a fourth down and eight. The Red Wolves defense got to Keith and dragged him down short of the first-down marker, forcing a turnover on downs and ending any hope of a Flashes comeback.

"We just needed to do a better job at executing more plays when we had to," Keith said. "On that last play, I managed to try to scramble for the first down because I saw the defense back up a lot, and I thought I could get it."

Despite the season ending with a loss, Keith said he felt Hazell did a great job with turning the program



Sophomore running back Trayon Durham hurdles over an Arkansas State player during the 2013 GoDaddy.com Bowl in Mobile, Ala. COTY GIANNELLI | DAILY KENT STATER

around.

"We had a record-breaking season, and all the players and coaches worked toward a main goal," Keith said. "I'm sure a lot of people are sad that [Hazell] is leaving because he's a great man and a great coach. It's sad to see him go."

The 2012 MAC Coach of the Year will be on the Purdue football team's sidelines next season, but Hazell said that doesn't change the way he feels

toward the players on the Kent State team.

"This game was a rough one, but I obviously have some very strong feelings for the guys in that locker room," Hazell said. "I love those guys, and they know that."

Tim Dorst is the football reporter for the Daily Kent Stater.

Grant Engle is the sports editor for the Daily Kent Stater.

Darrell Hazell leaves behind a strong foundation for new coach Paul Haynes



Nick Shook
Sports columnist
nshook@kent.edu

By Nick Shook

Darrell Hazell sat at a Dec. 5 press conference and spoke with a quiver in his voice almost from the start.

The former Kent State head coach was announcing his resignation in order to take the same position at Purdue University, a member of the Big Ten conference.

For a long time, I wasn't sure about Hazell. Yes, he led the team to an 11-win regular season in 2012. He turned around a dying program in a relatively short amount of time. People got excited about Kent State football this season.

But he was so professional, I almost took it as a facade. In the small amount of time I was able to speak with him, I felt like he may have just been telling me what I wanted to hear.

That all changed for me when Hazell became emotional during his Dec. 5 meeting with the media. He was repeatedly questioned about how his team reacted to his decision, why he was leaving, what he was planning on doing at Purdue and if he had a goal to reach a high-profile head coaching job. He was genuine, composed and honest — and he won me over.

While Hazell is departing for Purdue, he proved his worth as an honorable man by sticking around (with the approval of Director of Athletics Joel Nielsen) to follow through with his commitment to his team to coach them in the GoDaddy.com Bowl.

That alone was no easy task.

Hazell had to split his time between Purdue and Kent State, beginning his recruiting for the Boilermakers while simultaneously preparing his Flashes for their first bowl game in 40 years.

The GoDaddy.com Bowl was a bittersweet finale for Hazell, as his Flashes fell to Arkansas State, 17-13. It was a valiant effort by the Flashes, and despite the final score, we can look back on the 2012 season as what will hopefully be the turning point in Kent State football history.

Hazell was asked Dec. 5 if he was leaving behind a legacy, and he didn't believe he was. I would agree with him, mainly because he was here for only two years. I think what he did leave behind was a foundation that the program has been seeking since former head coach Don James left for Washington in December of 1974.

"One of the things one of the guys said was, 'You taught us how to win,'" Hazell said. "I think there's a lot to be said about that. It's in them now."

"I hope that we touched enough people [and] have made a difference in their lives and made them a little bit better," Hazell said. "That's all I want to be remembered as. If I made a difference in someone's life to make them better, that's all I care about."

New head coach Paul Haynes will have plenty to build on when he assumes his new role in the coming weeks. As an alumnus and former player, he knows Kent State's past. He knows what it means to be a Golden Flash.

This is a new era at Kent State. Times have changed for the better. With Hazell's work serving as the ground upon which his team will stand in 2013 and beyond, it's time for Haynes to lead his Flashes into their bright future.

Contact Nick Shook at nshook@kent.edu.

Kent Village Apartments

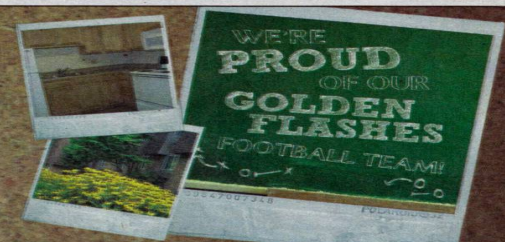
Come see us for your spring or fall housing needs.
Studio & 1 bedroom apartments with ONE BILL A MONTH.

Open 24/7 at www.simco-apts.com or
call 330-752-0264 for more information.

Professionally Owned. Professionally Managed.
6600 Alpha Dr., Kent, OH



1067.21537




Daily Kent Stater

Monday, January 14, 2013 | Page B3

Scenes from the GoDaddy.com Bowl

COTY GIANNELLI | DAILY KENT STATER PHOTOS
(Left) Kent State football players get taped before the GoDaddy.com Bowl game in Mobile, Ala.
(Right) Kent State players sported special helmets for the game, which were widely critiqued on social media outlets.



Head coach Darrell Hazell and running back Dri Archer wait outside the Kent State locker room with the rest of the team before the kickoff of the 2013 GoDaddy.com Bowl game on Jan. 6, 2012.

MATT HAFLEY | DAILY KENT STATER



Sophomore running back Trayion Durham breaks through Arkansas State's defensive line during the 2013 GoDaddy.com Bowl in Mobile, Alabama on Jan. 6, 2012. Kent State was unable to beat Arkansas State, losing the bowl game 17-13.



Kent State fans congratulate the players as they leave the field after the 17-13 loss against Arkansas State at the 2013 GoDaddy.com Bowl.

Score breakdown		1	2	3	4	T
Kent State (11-3)		0	10	3	0	13
Arkansas State (10-3)		0	14	3	0	17
Individual Statistics						
Kent State			Arkansas State			
Pa: Keith, Spencer - 157			Pa: Aplin, Ryan - 213			
Ru: Archer, Dri - 77			Ru: Hayes, Rocky - 57			
Rec: Hurdle, Matthew - 72			Rec: McKissic, J.D. - 113			
Team Statistics		Kent State		Arkansas State		
Passing yards		157		213		
Rushing yards		193		72		
Turnovers		1		0		
Time of Possession		33:05		26:55		



MATT HAFLEY | DAILY KENT STATER
Senior quarterback Spencer Keith goes airborne after a tackle while carrying the ball during the 4th quarter of the 2013 GoDaddy.com Bowl against Arkansas State. Kent State lost 17-13.

Congratulations
on a great season KSN football!



The School of Music is proud to be part of the team. • Follow us on Facebook!

MUSIC IN A FLASH!

The **Hugh A. Glauser School of Music** at Kent State University invites you to come to its 2013 Spring concerts.

Enjoy a wide variety of musical performances by faculty, students and guest artists

- All-Star Band Concert
Sat., Jan 19th at 7:30 pm Cartwright Auditorium
- Kent Keyboard Series featuring Bruce Murray, guest artist
Sun, Feb 3rd at 5:00 pm Ludwig Recital Hall
- Orchestra Subscription Series featuring winners from the concerto competition, Yang Zeng, violin and Jose Herrera, cello
Sun, Feb 10th at 3:30 pm Ludwig Recital Hall

For tickets call the Performing Arts Box Office 330-672-2787
For a full listing of music events please visit www.kent.edu/music.

1101_21541

**KENT STATE DEPTH CHART****OFFENSE**

Pos.	No.	Name	Class	Ht.	Wt.	Hometown
WR	11	Mike Carrigan	Sr.	5-9	168	Tallahassee, Fla.
	80	Keshunn Abram	Jr.	6-2	195	Southaven, Miss.
WR	10	Antwan Dixon	R-Sr.	5-8	178	Fort Myers, Fla.
	3	Kavious Price	Sr.	5-6	166	Bradenton, Fla.
	29	Ja'Shaun Poke	Fr.	5-10	175	Hampton, Ga.
	27	Isaac Vance	R-So.	5-9	174	Las Cruces, N.M.
LT	77	Daniel Johnson	R-Fr.	6-5	265	London, Ontario
	64	Bryce Gibbs	R-Sr.	6-3	284	Wellington, Ohio
	71	Bill Kuduk	R-So.	6-4	285	Chicago, IL
LG	55	Julian Sams	So.	6-3	260	Beaeton, Va.
	50	Adam Tourville	R-Jr.	6-3	330	La Habra, Calif.
C	54	Nate Warnock	Sr.	6-4	300	LaPorte, Ind.
	55	Julian Sams	So.	6-3	260	Beaeton, Va.
RG	67	Nathan Monnin	Jr.	6-5	270	Piqua, Ohio
	56	Elijah Ratliff	R-Fr.	6-3	286	Reynoldsburg, Ohio
RT	75	Adam Gregoire	R-Jr.	6-6	313	Canton, Ohio
	72	Jamil Viaud	Sr.	6-4	273	Franklin Square, N.Y.
	69	Sam Allan	R-So.	6-2	276	Portage, Mich.
QB	14	Dustin Crum	Jr.	6-3	201	Grafton, Ohio
	15	Woody Barrett	R-Jr.	6-2	236	Orlando, Fla.
	19	Collin Schlee	Fr.	6-3	182	Ijamsville, Md.
RB	2	Will Matthews	R-Sr.	5-7	201	Destrehan, La.
	18	Xavier Williams	So.	5-9	186	Forestville, Md.
	21	Joachim Bangda	Fr.	5-10	215	Washington, D.C.
TE	45	Adam Dulka	R-Jr.	5-9	218	Brecksville, Ohio
	13	Keenan Orr	R-So.	6-5	195	Forest, Ind.
	85	Mark Williams	R-Fr.	6-4	228	Ashburn, Va.
WR	23	Isaiah McKoy	So.	6-3	182	Brooklyn, N.Y.
	86	Dante Cephas	Fr.	6-1	175	Pittsburgh, Pa.
	22	Javaughn Williams	R-Fr.	6-3	185	Cleveland, Ohio

DEFENSE

Pos.	No.	Name	Class	Ht.	Wt.	Hometown
End	92	Theo Majette	Sr.	5-11	238	West Bloomfield, Mich.
	53	Alex Hoag	R-Sr.	6-3	250	Venice, Fla.
	41	Jabbar Price	Jr.	6-4	241	Youngstown, Ohio
Nose	98	Dominic Hill	R-Sr.	6-0	277	Fort Worth, Texas
	90	Buddha Jones	Fr.	6-3	310	Tallahassee, Fla.
	59	Will Burns	R-Fr.	6-3	258	Erie, Pa.
End	97	Zayin West	R-So.	6-1	246	Midlothian, Va.
	55	Sekou Diaby	Jr.	6-2	240	Hillside, N.J.
OLB	1	Nick Faulkner	R-Sr.	6-1	231	Canton, Ohio
	44	Matt Harmon	R-Fr.	6-5	222	Rockwood, Mich.
OLB	34	Kesean Gamble	Jr.	6-1	252	Cincinnati, Ohio
	44	Matt Harmon	R-Fr.	6-5	222	Rockwood, Mich.
	50	Sebastian Spear	R-Jr.	6-0	215	Cleveland, Ohio
ILB	4	Cepeda Phillips	Jr.	6-0	217	Detroit, Mich.
	6	Matt Bahr	Gr.	6-1	210	Kenton, Ohio
	35	Brandon Coleman	Fr.	6-1	220	Columbia Station, Ohio
ILB	28	M. Lawrence-Burke	R-Jr.	6-0	185	Steubenville, Ohio
	19	A.J. Musolino	R-So.	6-3	215	Struthers, Ohio
S	24	Qwuantrezz Knight	R-Jr.	6-0	190	Quincy, Fla.
	11	Akeam Peters	Sr.	5-10	188	Tucker, Ga.
S	5	Keith Sherald Jr.	Jr.	5-9	174	Waldorf, Md.
	36	Jeremiah Salaam	So.	6-0	168	Frostproof, Fla.
	23	Dean Clark	Fr.	6-0	205	Massillon, Ohio
CB	7	Jamal Parker	Sr.	5-8	177	Pennsauken, N.J.
	21	Montre Miller	R-Fr.	5-10	161	Blythewood, S.C.
CB	38	Elvis Hines	Jr.	5-10	172	Camden, N.J.
	39	Miles Daniel	R-Jr.	5-9	166	Oak Park, Mich.
	or 20	Mario Nunez	Fr.	6-2	188	Kennesaw, Ga.

COACHING STAFF

Head Coach/QBs	Sean Lewis
Associate HC/Defensive Coordinator	Tom Kaufman
Offensive Coordinator/TEs	Andrew Sowder
Special Teams Coordinator	Zac Barton
Offensive Line	Bill O'Boyle
Secondary	Justin Hood
Outside Linebackers	Joe Coniglio
Safeties	Will Windham
Wide Receivers	Matthew Middleton
Running Backs	Macky MacPherson
Defensive Line	Colin Ferrell
Director of Player Personnel	Steve Schrum
Sports Performance Coach	Jeff Sobol
Graduate Assistant (Defense)	James Alexander
Graduate Assistant (Defense)	Dan Conwell
Graduate Assistant (Offense)	Matt Johnson
Graduate Assistant (Offense)	Matt Battaglia

SPECIALISTS

Pos.	No.	Name	Class	Ht.	Wt.	Hometown
PK	95	Matthew Trickett	So.	6-0	191	Cleveland, Ohio
	60	Luke Pawlak	Fr.	5-10	160	Sylvania, Ohio
LS	47	Joey Palumbo	Sr.	6-0	214	Hudson, Ohio
	58	Brad George	Fr.	5-9	205	Wheaton, Ill.
P	96	Derek Adams	R-Jr.	6-0	197	Manheim, Pa.
	95	Matthew Trickett	So.	6-0	191	Cleveland, Ohio
	or 43	Ian Henzi	Jr.	6-0	185	Livonia, Mich.
H	96	Derek Adams	R-Jr.	6-0	197	Manheim, Pa.
	14	Dustin Crum	Jr.	6-3	201	Grafton, Ohio
KR	7	Jamal Parker	Sr.	5-8	177	Pennsauken, N.J.
	2	Will Matthews	R-Sr.	5-7	201	Destrehan, La.
PR	12	Ray James	R-So.	5-11	171	Dayton, Ohio

NUMERICAL ROSTER

No.	Name	Pos.	Cl.	Ht.	Wt.	Hometown / Previous School
1	Nick Faulkner	LB	R-Sr.	6-1	231	Canton, Ohio / McKinley
2	Will Matthews	RB	R-Sr.	5-7	201	Destrehan, La. / Destrehan
3	Kavious Price	WR	Sr.	5-6	166	Bradenton, Fla. / Manatee
4	Cepeda Phillips	LB	Jr.	6-0	217	Detroit, Mich. / Martin Luther King
5	Keith Serald Jr.	CB	Jr.	5-9	174	Waldorf, Md. / Bishop McNamara
6	Matt Bahr	LB	Gr.	6-1	210	Kenton, Ohio / Kenton
7	Jamal Parker	CB	Sr.	5-8	177	Pennsauken, N.J. / Camden Catholic
8	Elvis Hines	S	Jr.	5-10	172	Camden, N.J. / IMG Academy
10	Antwan Dixon	WR	R-Sr.	5-8	173	Fort Myers, Fla. / South Fort Myers
11	Mike Carrigan	WR	Sr.	5-9	168	Tallahassee, Fla. / Godby
11	Akeam Peters	S	Sr.	5-10	188	Tucker, Ga. / Tucker
12	Capone Blue	CB	R-Fr.	6-3	170	Murrieta, Calif. / Murrieta Mesa
12	Raymond James	WR	R-So.	5-11	171	Dayton, Ohio / Wayne
13	Keenan Orr	WR	R-So.	6-5	195	Forrest, Ind. / South Dakota State
14	John Henry Bronczek	S	R-Sr.	5-7	189	Massillon, Ohio / Massillon Washington
14	Dustin Crum	QB	Jr.	6-3	201	Grafton, Ohio / Midview
15	Woody Barrett	QB	R-Jr.	6-2	236	Orlando, Fla. / Copiah-Lincoln C.C.
17	Marquez Glover	QB	R-Fr.	6-1	175	Ocala, Fla. / Vanguard
18	Pyrce Taylor	QB	R-So.	6-2	237	Akron, Ohio / Buchtel
18	Xavier Williams	RB	R-So.	5-9	186	Forestville, Md. / Bishop McNamara
19	A.J. Musolino	LB	R-So.	6-3	215	Struthers, Ohio / Struthers
19	Collin Schlee	QB	Fr.	6-3	182	Ijamsville, Md. / Oakdale
20	Mario Nunez	DB	Fr.	6-2	188	Kennesaw, Ga. / Harrison
20	Troy Durden	WR	Fr.	6-3	210	Toledo, Ohio / Toledo Central Catholic
21	Montre Miller	CB	R-Fr.	5-10	161	Blythwood, S.C. / Westwood
21	Joachim Bangda	RB	Fr.	5-10	215	Washington, D.C. / St. Francis Academy
22	Javaughn Williams	WR	R-Fr.	6-3	185	Cleveland, Ohio / John Hay
23	Dean Clark	S	Fr.	6-0	205	Massillon, Ohio / Massillon Washington
23	Isaiah McKoy	WR	So	6-3	182	Brooklyn, N.Y. / Norcross (Ga.)
24	Qwuantrezz Knight	DB	R-Jr.	6-0	190	Quincy, Fla. / Maryland
25	Craig Elmore	RB	R-Fr.	5-9	227	Chicago, Ill. / Phillips Academy
25	Glenn Hayes	DB	Fr.	6-0	179	Lithonia, Ga. / Arabia Mountain
26	Richie Carpenter Jr.	DB	R-Jr.	5-10	185	Dayton, Ohio / Urbana
27	JaeVante Ray	S	R-Sr.	5-10	165	Akron, Ohio / Eastern Michigan
27	Isaac Vance	RB	R-So.	5-9	174	Las Cruces, N.M. / Mayfield
28	Mandela Lawrence-Burke	LB	R-Jr.	6-0	185	Steubenville, Ohio / Steubenville
29	Ja'Shaun Poke	WR	Fr.	5-10	175	Hampton, Ga. / Dutchtown
30	Jaylen Decoteau	DB	Fr.	5-11	177	Richland, N.J. / Saint Augustine Prep
31	Bryan Bradford	RB	Fr.	6-0	232	St. Louis, Mo. / Christian Brothers College
32	Prince Okituama	LB	Fr.	6-7	235	Newark, N.J. / West Side
33	Colt Jennings	LB	Fr.	6-3	225	Cleveland, Ohio / Padua Franciscan
34	Kesean Gamble	LB	Jr.	6-1	252	Cincinnati, Ohio / Cincinnati Hills Christian Academy
35	Brandon Coleman	LB	Fr.	6-1	220	Columbia Station, Ohio / Columbia
35	Isaiah Wooden	WR	So.	5-8	156	San Diego, Calif. / Dixie State
36	Jeremiah Salaam	CB	So.	5-10	168	Frostproof, Fla. / Frostproof
38	Paul Breinz	DB	So.	5-9	180	Canfield, Ohio / Ohio Dominican
39	Miles Daniel	DB	R-Jr.	5-9	166	Oak Park, Mich. / Oak Park
41	Jabbar Price	DL	Jr.	6-4	241	Youngstown, Ohio / Garden City C.C.
41	John Schmidt	DB	So.	5-10	201	West Des Moines, Iowa / Iowa Western C.C.
42	Nick Curtis	LB	Fr.	6-5	205	Hoover, Ala. / Hoover
43	Ian Henzi	K	Jr.	6-0	185	Livonia, Mich. / Ventura College
44	Matt Harmon	LB	R-Fr.	6-5	222	Rockwood, Mich. / Oscar Carlson
45	Adam Dulka	TE	R-Jr.	5-9	218	Brecksville, Ohio / Syracuse
47	Joey Palumbo	LS	Sr.	6-0	214	Hudson, Ohio / Hudson
48	Tyler Lenke	LS	Fr.	6-1	210	Akron, Ohio / Copley
50	Sebastian Spear	LB	R-Jr.	6-0	215	Cleveland, Ohio / Ashland
50	Adam Tourville	OL	R-Jr.	6-3	330	La Habra, Calif. / Cerritos College
51	Anthony Morris	LB	Fr.	5-10	200	Cleveland, Ohio / Glenville

52	Michael McNicholas	OL	Fr.	6-3	305	Lombard, Ill. / Montini Catholic
53	Alex Hoag	DE	R-Sr.	6-3	250	Venice, Fla. / Venice
54	Nate Warnock	OL	Sr.	6-4	300	LaPorte, Ind. / St. Joseph's College
55	Sekou Diaby	DL	Jr.	6-2	240	Hillside, N.J. / Dodge City C.C.
55	Julian Sams	OL	So.	6-3	260	Beaumont, Va. / Liberty
56	Elijah Ratliff	OL	R-Fr.	6-3	286	Reynoldsburg, Ohio / Reynoldsburg
57	Oly Okombi	DL	Fr.	6-1	308	Silver Spring, Md. / Blair
58	Brad George	LS	Fr.	5-9	205	Wheaton, Ill. / Wheaton Warrenville South
59	Will Burns	DL	R-Fr.	6-3	258	Erie, Pa. / Cathedral Prep
60	Luke Pawlak	P	Fr.	5-10	160	Sylvania, Ohio / Northview
61	Nick Spicer	OL	R-So.	6-1	260	Kent, Ohio / Roosevelt
62	Mike Morris	OL	R-Fr.	6-1	282	Dayton, Ohio / IMG Academy
64	Bryce Gibbs	OL	R-Sr.	6-3	284	Wellington, Ohio / Wellington
65	Jack Bailey	OL	Fr.	6-3	293	Willoughby, Ohio / Kirtland
66	Elijah Lamprey	OL	Fr.	6-5	265	Chicago, Ill. / Leo Catholic
67	Nathan Monnin	OL	Jr.	6-5	270	Piqua, Ohio / Piqua
69	Sam Allan	OL	R-So.	6-2	276	Portage, Mich. / Portage Central
70	Jack Clement	OL	R-Jr.	6-3	300	Springfield, Ill. / South Dakota
71	Bill Kuduk	OL	R-So.	6-4	285	Chicago, Ill. / Kansas State
72	Jamil Viaud	OL	Sr.	6-4	273	Franklin Square, N.Y. / Allan Hancock College
73	Zach Whaley	OL	R-Fr.	6-4	282	Prior Lake, Minn. / Prior Lake
75	Adam Gregoire	OL	R-Jr.	6-6	313	Canton, Ohio / Massillon Perry
76	Logan Swartz	OL	Fr.	6-5	293	Rock Island, Ill. / Rock Island
77	Daniel Johnson	OL	R-Fr.	6-5	265	London, Ontario / Catholic Central
78	Zach Corrigan	OL	R-Jr.	6-3	280	Akron, Ohio / St. Vincent-St. Mary
80	Keshunn Abram	WR	Jr.	6-2	185	Southaven, Miss. / Northwest Mississippi C.C.
81	Justin Hartzell	WR	Fr.	6-2	195	Steubenville, Ohio / Steubenville Catholic Central
82	Kwincy Hall	WR	R-Fr.	5-5	155	Washington, D.C. / West Virginia
83	Lon'kevious McFadden	WR	R-Fr.	6-4	201	Pahokee, Fla. / Pahokee
85	Mark Williams	TE	R-Fr.	6-4	228	Ashburn, Va. / Stone Bridge
86	Dante Cephas	WR	Fr.	6-1	175	Pittsburgh, Pa. / Penn Hills
87	Hayden Junker	TE	Fr.	6-3	235	Massillon, Ohio / Massillon Jackson
88	Kris Leach	TE	R-So.	6-6	240	Beaumont, Va. / Western Kentucky
90	Buddha Jones	DT	Fr.	6-3	320	Tallahassee, Fla. / Godby
91	Neiman Novitski	DL	R-So.	6-2	238	Gibsonia, Pa. / Pine-Richland
92	Theo Majette	DL	Sr.	5-11	238	West Bloomfield, Mich. / West Bloomfield
93	Matt Bell	DL	R-Jr.	5-11	240	Lawrenceville, Ga. / Peachtree Ridge
94	Mitchell Tutorius	P	Fr.	5-11	190	Clearwater, Fla. / Countryside
95	Matthew Trickett	K	So.	6-0	191	Cleveland, Ohio / St. Ignatius
96	Derek Adams	P	R-Jr.	6-0	197	Manheim, Pa. / Manheim Central
97	Zayin West	DE	R-So.	6-1	246	Midlothian, Va. / Manchester
98	Dominic Hill	NT	R-Sr.	6-0	277	Fort Worth, Texas / Boswell

Pronunciations

3	Kavious Price	KAY-vee-us
14	John Henry Bronczek	Bron-SEK
21	Joachim Bangda	Joe-SHEEM BANG-duh
24	Qwuantrezz Knight	KWAN-trezz
30	Jaylen Decoteau	Dee-KO-toe
32	Prince Okituama	Oh-kee-tu-ah-ma
36	Jeremiah Salaam	Suh-LAHM
55	Sekou Diaby	SAY-koo Dee-AH-bee
57	Oly Okombi	OH-lee Oh-KOM-bee
72	Jamil Viaud	JUH-meel Vee-OH
75	Adam Gregoire	GREG-OR-ee
86	Dante Cephas	SEE-fuss

**ALPHABETICAL ROSTER**

No.	Name	Pos.	Cl.	Ht.	Wt.	Hometown/Previous School
80	Keshunn Abram	WR	Jr.	6-2	185	Southaven, Miss. / Northwest Mississippi C.C.
96	Derek Adams	P	R-Jr.	6-0	197	Manheim, Pa. / Manheim Central
69	Sam Allan	OL	R-So.	6-2	276	Portage, Mich. / Portage Central
6	Matt Bahr	LB	Gr.	6-1	210	Kenton, Ohio / Kenton
65	Jack Bailey	OL	Fr.	6-3	293	Willoughby, Ohio / Kirtland
21	Joachim Bangda	RB	Fr.	5-10	215	Washington, D.C. / St. Francis Academy
15	Woody Barrett	QB	R-Jr.	6-2	236	Orlando, Fla. / Copiah-Lincoln C.C.
93	Matt Bell	DL	R-Jr.	5-11	240	Lawrenceville, Ga. / Peachtree Ridge
12	Capone Blue	CB	R-Fr.	6-3	170	Murrieta, Calif. / Murrieta Mesa
31	Bryan Bradford	RB	Fr.	6-0	232	St. Louis, Mo. / Christian Brothers College
38	Paul Breinz	DB	So.	5-9	180	Canfield, Ohio / Ohio Dominican
14	John Henry Bronczek	S	R-Sr.	5-7	189	Massillon, Ohio / Massillon Washington
59	Will Burns	DL	R-Fr.	6-3	258	Erie, Pa. / Cathedral Prep
26	Richie Carpenter Jr.	DB	R-Jr.	5-10	185	Dayton, Ohio / Urbana
11	Mike Carrigan	WR	Sr.	5-9	168	Tallahassee, Fla. / Godby
86	Dante Cephas	WR	Fr.	6-1	175	Pittsburgh, Pa. / Penn Hills
23	Dean Clark	S	Fr.	6-0	205	Massillon, Ohio / Massillon Washington
70	Jack Clement	OL	R-Jr.	6-3	300	Springfield, Ill. / South Dakota
35	Brandon Coleman	LB	Fr.	6-1	220	Columbia Station, Ohio / Columbia
78	Zach Corrigan	OL	R-Jr.	6-3	280	Akron, Ohio / St. Vincent-St. Mary
14	Dustin Crum	QB	Jr.	6-3	201	Grafton, Ohio / Midview
42	Nick Curtis	LB	Fr.	6-5	205	Hoover, Ala. / Hoover
39	Miles Daniel	CB	R-Jr.	5-9	166	Oak Park, Mich. / Oak Park
30	Jaylen Decoteau	DB	Fr.	5-11	177	Richland, N.J. / Saint Augustine Prep
55	Sekou Diaby	DL	Jr.	6-2	240	Hillside, N.J. / Dodge City C.C.
10	Antwan Dixon	WR	R-Sr.	5-8	173	Fort Myers, Fla. / South Fort Myers
45	Adam Dulka	TE	R-Jr.	5-9	218	Brecksville, Ohio / Syracuse
20	Troy Durden	WR	Fr.	6-3	210	Toledo, Ohio / Toledo Central Catholic
25	Craig Elmore	RB	R-Fr.	5-9	227	Chicago, Ill. / Phillips Academy
1	Nick Faulkner	LB	R-Sr.	6-1	231	Canton, Ohio / McKinley
34	Kesean Gamble	LB	Jr.	6-1	252	Cincinnati, Ohio / Cincinnati Hills Christian Academy
58	Brad George	LS	Fr.	5-9	205	Wheaton, Ill. / Wheaton Warrenville South
64	Bryce Gibbs	OL	R-Sr.	6-3	284	Wellington, Ohio / Wellington
17	Marquez Glover	QB	R-Fr.	6-1	175	Ocala, Fla. / Vanguard
75	Adam Gregoire	OL	R-Jr.	6-6	313	Canton, Ohio / Massillon Perry
82	Kwincy Hall	WR	R-Fr.	5-5	155	Washington, D.C. / West Virginia
44	Matt Harmon	LB	R-Fr.	6-5	222	Rockwood, Mich. / Oscar Carlson
81	Justin Hartzell	WR	Fr.	6-2	195	Steubenville, Ohio / Steubenville Catholic Central
25	Glenn Hayes	DB	Fr.	6-0	179	Lithonia, Ga. / Arabia Mountain
43	Ian Henzi	K	Jr.	6-0	185	Livonia, Mich. / Ventura College
98	Dominic Hill	NT	R-Sr.	6-0	277	Fort Worth, Texas / Boswell
38	Elvis Hines	S	Jr.	5-10	172	Camden, N.J. / IMG Academy
53	Alex Hoag	DE	R-Sr.	6-3	250	Venice, Fla. / Venice
12	Raymond James	WR	R-So.	5-11	171	Dayton, Ohio / Wayne
33	Colt Jennings	LB	Fr.	6-3	225	Cleveland, Ohio / Padua Franciscan
77	Daniel Johnson	OL	R-Fr.	6-5	265	London, Ontario / Catholic Central
90	Buddha Jones	DT	Fr.	6-3	320	Tallahassee, Fla. / Godby
87	Hayden Junker	TE	Fr.	6-3	235	Massillon, Ohio / Massillon Jackson
24	Qwuantrezz Knight	DB	R-Jr.	6-0	190	Quincy, Fla. / Maryland
71	Bill Kuduk	OL	R-So.	6-4	285	Chicago, Ill. / Kansas State
66	Elijah Lamprey	OL	Fr.	6-5	265	Chicago, Ill. / Leo Catholic
28	Mandela Lawrence-Burke	LB	R-Jr.	6-0	185	Steubenville, Ohio / Steubenville
88	Kris Leach	TE	R-So.	6-6	240	Bealton, Va. / Western Kentucky
48	Tyler Lenke	LS	Fr.	6-1	210	Akron, Ohio / Copley
92	Theo Majette	DL	Sr.	5-11	238	West Bloomfield, Mich. / West Bloomfield
2	Will Matthews	WR	R-Sr.	5-7	201	Destrehan, La. / Destrehan
83	Lon'kevious McFadden	RB	R-Fr.	6-4	201	Pahokee, Fla. / Pahokee
23	Isaiah McKoy	WR	So.	6-3	182	Brooklyn, N.Y. / Norcross (Ga.)

52	Michael McNicholas	OL	Fr.	6-3	305	Lombard, Ill. / Montini Catholic
21	Montre Miller	CB	R-Fr.	5-10	161	Blythwood, S.C. / Westwood
67	Nathan Monnin	OL	Jr.	6-5	270	Piqua, Ohio / Piqua
51	Anthony Morris	LB	Fr.	5-10	200	Cleveland, Ohio / Glenville
62	Mike Morris	OL	R-Fr.	6-1	282	Dayton, Ohio / IMG Academy
19	A.J. Musolino	LB	R-So.	6-3	215	Struthers, Ohio / Struthers
91	Neiman Novitski	DL	R-So.	6-2	238	Gibsonia, Pa. / Pine-Richland
20	Mario Nunez	DB	Fr.	6-2	188	Kennesaw, Ga. / Harrison
32	Prince Okituama	LB	Fr.	6-7	235	Newark, N.J. / West Side
57	Oly Okombi	DL	Fr.	6-1	308	Silver Spring, Md. / Blair
13	Keenan Orr	WR	R-So.	6-5	195	Forrest, Ind. / South Dakota State
47	Joey Palumbo	LS	Sr.	6-0	214	Hudson, Ohio / Hudson
7	Jamal Parker	CB	Sr.	5-8	177	Pennsauken, N.J. / Camden Catholic
60	Luke Pawlak	P	Fr.	5-10	160	Sylvania, Ohio / Northview
11	Akeam Peters	S	Sr.	5-10	188	Tucker, Ga. / Tucker
4	Cepeda Phillips	LB	Jr.	6-0	217	Detroit, Mich. / Martin Luther King
29	Ja'Shaun Poke	WR	Fr.	5-10	175	Hampton, Ga. / Dutchtown
41	Jabbar Price	DL	Jr.	6-4	241	Youngstown, Ohio / Garden City C.C.
3	Kavious Price	WR	Sr.	5-6	166	Bradenton, Fla. / Manatee
56	Elijah Ratliff	OL	R-Fr.	6-3	286	Reynoldsburg, Ohio / Reynoldsburg
27	Jae'Vante Ray	S	R-Sr.	5-10	165	Akron, Ohio / Eastern Michigan
36	Jeremiah Salaam	CB	So.	5-10	168	Frostproof, Fla. / Frostproof
55	Julian Sams	OL	So.	6-3	260	Beaeton, Va. / Liberty
19	Collin Schlee	QB	Fr.	6-3	182	Ijamsville, Md. / Oakdale
41	John Schmidt	DB	So.	5-10	201	West Des Moines, Iowa / Iowa Western C.C.
5	Keith Sherald Jr.	CB	Jr.	5-9	174	Waldorf, Md. / Bishop McNamara
50	Sebastian Spear	LB	R-Jr.	6-0	215	Cleveland, Ohio / Ashland
61	Nick Spicer	OL	R-So.	6-1	260	Kent, Ohio / Roosevelt
94	Mitchell Sutorius	P	Fr.	5-11	190	Clearwater, Fla. / Countryside
76	Logan Swartz	OL	Fr.	6-5	293	Rock Island, Ill. / Rock Island
18	Pyrce Taylor	QB	R-So.	6-2	237	Akron, Ohio / Buchtel
50	Adam Tourville	OL	R-Jr.	6-3	330	La Habra, Calif. / Cerritos College
95	Matthew Trickett	K	So.	6-0	191	Cleveland, Ohio / St. Ignatius
27	Isaac Vance	RB	R-So.	5-9	174	Las Cruces, N.M. / Mayfield
72	Jamil Viaud	OL	Sr.	6-4	273	Franklin Square, N.Y. / Allan Hancock College
54	Nate Warnock	OL	Sr.	6-4	294	LaPorte, Ind. / St. Joseph's College
97	Zayin West	DE	R-So.	6-1	246	Midlothian, Va. / Manchester
73	Zach Whaley	OL	R-Fr.	6-4	282	Prior Lake, Minn. / Prior Lake
22	Javaughn Williams	WR	R-Fr.	6-3	185	Cleveland, Ohio / John Hay
85	Mark Williams	TE	R-Fr.	6-4	228	Ashburn, Va. / Stone Bridge
18	Xavier Williams	RB	R-So.	5-9	186	Forestville, Md. / Bishop McNamara
35	Isaiah Wooden	WR	So.	5-8	156	San Diego, Calif. / Dixie State

Pronunciations

3	Kavious Price	KAY-vee-us
14	John Henry Bronczek	Bron-SEK
21	Joachim Bangda	Joe-SHEEM BANG-duh
24	Qwuantrezz Knight	KWAN-trezz
30	Jaylen Decoteau	Dee-KO-toe
32	Prince Okituama	Oh-kee-tu-ah-ma
36	Jeremiah Salaam	Suh-LAHM
55	Sekou Diaby	SAY-koo Dee-AH-bee
57	Oly Okombi	OH-lee Oh-KOM-bee
72	Jamil Viaud	JUH-meel Vee-OH
75	Adam Gregoire	GREG-OR-ee
86	Dante Cephas	SEE-fuss

**GAME 13 VS UTAH STATE****Career Highs****#80 Keshunn Abram**

Receptions: 4 vs. Bowling Green (Sept. 21, 2019)
Yards: 73 vs. Bowling Green (Sept. 21, 2019)
Touchdowns: 1 vs. Bowling Green (Sept. 21, 2019)

#96 Derek Adams

Punts: 11 at Clemson (Sept. 2, 2017)
Yards: 511 at Clemson (Sept. 2, 2017)
Long: 77 vs Akron (Oct. 20, 2018)
Average: 48.5 vs. Buffalo (Sept. 30, 2017)
Inside 20: 5, twice, last at Arizona State (Aug. 29, 2019)

#6 Matt Bahr

Solo Tackles: 11 vs Kennesaw State (Sept. 7, 2019)
Total Tackles: 15 vs Kennesaw State (Sept. 7, 2019)
TFL: 2.0, twice, last vs Kennesaw State (Sept. 7, 2019)
INTs: 1.0 vs. Eastern Michigan (Nov. 23, 2018)

#21 Joachim Bangda

Carries: 11 at Eastern Michigan (Nov. 29, 2019)
Yards: 114 vs. Bowling Green (Sept. 21, 2019)
Long: 72 vs. Bowling Green (Sept. 21, 2019)
Touchdowns: 1 vs. Bowling Green (Sept. 21, 2019)
Receptions: 1, three times, last at Wisconsin (Oct. 5, 2019)

#15 Woody Barrett

Attempts: 44 at Ball State (Sept. 29, 2018)
Completions: 30 at Ball State (Sept. 29, 2018)
Yards: 314 at Ball State (Sept. 29, 2018)
Long: 75 vs Ohio (Oct. 6, 2018)
Touchdowns: 2, three times, last at Bowling Green (Oct. 30, 2018)
Rushes: 19 at Ole Miss (Sept. 22, 2018)
Yards: 117 at Illinois (Sept. 1, 2018)
Long: 45 at Miami (Oct. 13, 2018)
Touchdowns: 1, five times, last at Bowling Green (Sept. 22, 2018)
All Purpose: 387 at Illinois (Sept. 1, 2018)
Total Touchdowns: 3 at Illinois (Sept. 1, 2018)

#93 Matt Bell

Solo Tackles: 2 at WMU (Nov. 8, 2017)
Total Tackles: 3 at WMU (Nov. 8, 2017)
Sacks: 1.0 at Ball State (Sept. 29, 2018)

#14 John Henry Bronczek

Total Tackles: 2 vs. Howard (Sept. 8, 2017)

#59 Will Burns

Solo Tackles: 3 at Auburn (Sept. 14, 2019)
Total Tackles: 3, twice, last at Auburn (Sept. 14, 2019)
Tackles for Loss: 1.0 at Auburn (Sept. 14, 2019)

#11 Mike Carrigan

Rec: 8 vs. Ball State (Nov. 23, 2019)
Yards: 178 vs. Ball State (Nov. 23, 2019)
Touchdowns: 2 at Ohio (Oct. 19, 2019)
Long: 84 vs. Miami (Oct. 14, 2017)
Carries: 3 vs. CMU (Nov. 14, 2017)
Yards: 62 vs. CMU (Nov. 14, 2017)
Long: 61 vs. Miami (Oct. 14, 2017)
Touchdowns: 1 vs. CMU (Nov. 14, 2017)
Kick Returns: 5 vs. CMU (Nov. 14, 2017)
Yards: 102 vs. CMU (Nov. 14, 2017)
Long: 32 at Ohio (Oct. 21, 2017)
All Purpose: 247 vs. CMU (Nov. 14, 2017)
Total TDs: 2, twice, last at Ohio (Oct. 10, 2019)

#86 Dante Cephas

Receptions: 4 at Toledo (Nov. 5, 2019)
Yards: 19 at Toledo (Nov. 5, 2019)
Long: 8 at Toledo (Nov. 5, 2019)

#23 Dean Clark

Solo Tackles: 3 at Wisconsin (Oct. 5, 2019)
Total Tackles: 3 at Wisconsin (Oct. 5, 2019)

#14 Dustin Crum

Attempts: 44 vs. Miami (Oct. 26, 2019)
Completions: 26 vs. Bowling Green (Sept. 21, 2019)
Yards: 369 vs. Ball State (Nov. 23, 2019)
TDs: 4 at Ohio (Oct. 19, 2019)
Long: 75, twice, last vs. Kennesaw State (Sept. 7, 2019)
Rushes: 18 at Louisville (Sept. 23, 2017)
Yards: 101 vs. Ball State (Nov. 23, 2019)
Long: 58 at WMU (Nov. 8, 2017)
TDs: 1, five times, last vs. Ball State (Nov. 23, 2019)
All Purpose: 470 vs. Ball State (Nov. 23, 2019)

#39 Miles Daniel

Solo Tackles: 4, twice, last at Auburn (Sept. 14, 2018)
Total Tackles: 5 at Ole Miss (Sept. 22, 2018)

#55 Sekou Diaby

Solo Tackles: 2 vs. Kennesaw State (Sept. 7, 2019)
Total Tackles: 2, three times last vs. Bowling Green (Sept. 21, 2019)
Tackles for loss: 1, twice, last vs. Buffalo (Nov. 14, 2019)
Sacks: 1.0 at Arizona State (Aug. 29, 2019)

#10 Antwan Dixon

Carries: 3, vs. Miami (Oct. 3, 2015)
Yards: 72 vs. Miami (Oct. 3, 2015)
Long: 75 vs. Miami (Oct. 3, 2015)
Rec: 6, three times, last at Ole Miss (Sept. 22, 2018)
Yards: 73 at Bowling Green (Oct. 30, 2018)
TDs: 1, three times, last at Bowling Green (Oct. 30, 2018)
Long: 44 at Ohio (Nov. 10, 2015)
All-Purpose Yards: 135 vs. Miami (Oct. 3, 2015)

#45 Adam Dulka

Rec: 2, three times, last at Wisconsin (Oct. 5, 2019)
Yards: 34 at Auburn (Sept. 14, 2019)
Touchdowns: 1, twice, last vs. Bowling Green (Sept. 21, 2019)
Long: 18 at Auburn (Sept. 14, 2019)

#25 Craig Elmore

Carries: 5 at Akron (Oct. 12, 2019)
Yards: 18 at Akron (Oct. 12, 2019)
Long: 12 vs. Miami (Oct. 26, 2019)
Touchdowns: 1 vs. Miami (Oct. 26, 2019)

#1 Nick Faulkner

Solo Tackles: 6 vs. Arizona State (Aug. 29, 2019)
Total Tackles: 10, twice, last vs. Buffalo (Nov. 14, 2019)
Tackles for Loss: 2.0 vs. Howard (Sept. 9, 2017)
Sacks: 1.0, twice, last at Arizona State (Aug. 29, 2019)

#34 Kesean Gamble

Carries: 12, at Louisville (Sept. 23, 2017)
Yards: 45 at Louisville (Sept. 23, 2017)
Touchdowns: 2 vs. Howard (Sept. 9, 2017)
Long: 10 at Clemson (Sept. 2, 2017)
Solo Tackles: 7 vs Ohio (Oct. 6, 2018)
Total Tackles: 10 vs. Ball State (Nov. 23, 2019)
Interceptions: 1 at Bowling Green (Oct. 18, 2018)
Sacks: 2.0 at Akron (Oct. 12, 2019)

#44 Matt Harmon

Solo Tackles: 2, vs Toledo (Nov. 15, 2018)
Total Tackles: 3 vs Toledo (Nov. 15, 2018)

#98 Dominic Hill

Solo Tackles: 5 vs. Miami (Oct. 26, 2019)
Total Tackles: 6 vs. Miami (Oct. 26, 2019)
Sacks: 1.0 at Ole Miss (Sept. 22, 2018)
Tackles For Loss: 3.0 vs. Miami (Oct. 26, 2019)

#8 Elvis Hines

Total Tackles: 11 at Akron (Oct. 12, 2019)
Solo Tackles: 10 at Akron (Oct. 12, 2019)
Sacks: 1.0, twice, last at Akron (Oct. 12, 2019)

#53 Alex Hoag

Total Tackles: 3 vs. Ball State (Nov. 23, 2019)
Tackles for Loss: 1.5 at NIU (Oct. 7, 2017)

#12 Raymond James

Punt Returns: 4, at Marshall (Sept. 16, 2017)
Yards: 45 vs. Miami (Oct. 26, 2019)
Long: 35 vs. Miami (Oct. 26, 2019)
Receptions: 1, three times, last at Ohio (Oct. 19, 2019)
Yards: 28 at Wisconsin (Oct. 5, 2019)
Long: 28 at Wisconsin (Oct. 5, 2019)
Touchdowns: 1 at Ohio (Oct. 19, 2019)

#90 Buddha Jones

Solo Tackles: 1, four times, last at Wisconsin (Nov. 5, 2019)
Total Tackles: 1, six times, last vs. Buffalo (Nov. 14, 2019)

#24 Qwuantrezz Knight

Solo Tackles: 8 at Arizona State (Aug. 29, 2019)
Total Tackles: 12 at Ohio (Oct. 19, 2019)
TFL: 2.0, three times, last vs. Miami (Oct. 26, 2019)
Forced Fumbles: 1 vs. Miami (Oct. 26, 2019)

#28 Mandela Lawrence-Burke

Solo Tackles: 8 at Toledo (Nov. 5, 2019)
Total Tackles: 15 at Toledo (2019)
Tackles for Loss: 2.0 vs. Buffalo (Sept. 30, 2017)
Sacks: 1.0, four times, last at EMU (Nov. 29, 2019)

#92 Theo Majette

Solo Tackles: 6 vs. Ball State (Nov. 23, 2019)
Total Tackles: 11 vs. Kennesaw State (Sept. 7, 2019)
Sacks: 2.0, three times, last at Auburn (Sept. 14, 2019)
TFL: 2.0, five times, last vs. Ball State (Nov. 23, 2019)

#2 Will Matthews

Carries: 25 at Akron (Oct. 12, 2019)
Yards: 126 at Akron (Oct. 12, 2019)
TDs: 1, three times, last at Ohio (Oct. 19, 2019)
Long: 51 vs. Buffalo (Oct. 8, 2016)
Catches: 3 vs. Bowling Green (Oct. 31, 2017)
Yards: 48 at Miami (Oct. 15, 2016)
Long: 48 at Miami (Oct. 15, 2016)

#23 Isaiah McKoy

Receptions: 10 at Ball State (Sept. 29, 2018)
Yards: 159 vs. Ball State (Nov. 23, 2019)
TDs: 3 vs. Ball State (Nov. 23, 2019)
Long: 75, twice, last vs. Kennesaw State (Sept. 7, 2019)

#83 Lon'kevious McFadden

Receptions: 2, twice, last vs Toledo (Nov. 15, 2018)
Yards: 81 vs. Toledo (Nov. 15, 2018)

**GAME 13 VS UTAH STATE****#21 Montre Miller**

Solo Tackles: 4 vs. Eastern Michigan (Nov. 23, 2019)
Total Tackles: 5 vs. Eastern Michigan (Nov. 23, 2019)

#19 A.J. Musolino

Solo: 3, twice, last at Wisconsin (Oct. 5, 2019)
Total Tackles: 3, twice, last at Wisconsin (Oct. 5, 2019)

#20 Mario Nunez

Solo Tackles: 4 at Wisconsin (Oct. 5, 2019)
Total Tackles: 5 at Wisconsin (Oct. 5, 2019)
Forced Fumbles: 1 at Wisconsin (Oct. 5, 2019)
Fumble Recoveries: 1 at Wisconsin (Oct. 5, 2019)

#13 Keenan Orr

Receptions: 2, twice, last vs. Buffalo (Nov. 14, 2019)
Yards: 19 vs. Buffalo (Nov. 14, 2019)
Long: 12 vs. Buffalo (Nov. 14, 2019)
Touchdowns: 1, twice, last at Toledo (Nov. 5, 2019)

#7 Jamal Parker

Solo Tackles: 7 at Louisville (Sept. 23, 2017)
Total Tackles: 12 twice, last at Ole Miss (Sept. 22, 2018)
Sacks: 1.0 twice last at Akron (Nov. 21, 2017)
INTs: 2, twice, last vs. Bowling Green (Sept. 21, 2019)
Pass Breakups: 4 at Marshall (Sept. 16, 2017)
Kick Returns: 6 vs. Toledo (Nov. 15, 2018)
Yards: 164 vs. Toledo (Nov. 15, 2018)
Long: 96 vs. Eastern Michigan (Nov. 29, 2019)
TDs: 1 vs. Eastern Michigan (Nov. 29, 2019)

#4 Cepeda Phillips

Solo Tackles: 10 vs Akron (Oct. 20, 2018)
Total Tackles: 13 at Toledo (Nov. 5, 2019)
TFL: 2.0, twice, last vs. Miami (Oct. 26, 2019)
Sacks: 1.0, twice, last at Toledo (Nov. 5, 2019)

#11 Akeam Peters

Solo Tackles: 9 at Auburn (Sept. 14, 2019)
Total Tackles: 9 at Auburn (Sept. 14, 2019)
TFL: 1, twice, last at Akron (Oct. 12, 2019)
FFs: 1, twice, last at Wisconsin (Oct. 5, 2019)

#29 Ja'Shaun Poke

Receptions: 1, twice, last vs. Buffalo (Nov. 14, 2019)
Yards: 12 vs. Buffalo (Nov. 14, 2019)
Long: 12 vs. Buffalo (Nov. 14, 2019)
Carries: 1 vs. Bowling Green (Sept. 21, 2019)
Yards: 18 vs. Bowling Green (Sept. 21, 2019)
Long: 18 vs. Bowling Green (Sept. 21, 2019)

#3 Kavious Price

Receptions: 7 vs. Miami (Oct. 26, 2019)
Yards: 102 at Toledo (Nov. 5, 2019)
Long: 75 vs. Buffalo (Sept. 30, 2017)
Touchdowns: 1 at Ohio (Oct. 19, 2019)
Carries: 5 at Miami (Oct. 15, 2016)
Yards: 33 vs. Monmouth (Sept. 17, 2016)
Long: 28 at Penn State (Sept. 3, 2016)
Kick Returns: 4 vs. NC A&T (Sept. 10, 2016)
Yards: 98 vs. Howard (Sept. 9, 2017)
Long: 57 vs. Howard (Sept. 9, 2017)
Punt Returns: 4 at Arizona State (Aug. 29, 2019)
Yards: 46 vs. CMU (Nov. 14, 2017)
Long: 29 vs. CMU (Nov. 14, 2017)

#41 Jabbar Price

Solo Tackles: 4 at Wisconsin (Oct. 5, 2019)
Total Tackles: 4 at Wisconsin (Oct. 5, 2019)
Tackles for Loss: 2.0 at Wisconsin (Oct. 5, 2019)
Sacks: 1.0 at Wisconsin (Oct. 5, 2019)

#36 Jeremiah Salaam

Solo: 7 vs. Ball State (Nov. 23, 2019)
Total Tackles: 9 vs. Ball State (Nov. 23, 2019)
Tackles for Loss: 0.5 vs. Miami (Oct. 26, 2019)

#5 Keith Sherald Jr.

Solo Tackles: 10 at Miami (Oct. 13, 2018)
Total Tackles: 14 at Miami (Oct. 13, 2018)
Sacks: 1 at Miami (Oct. 13, 2018)
Tackles for Loss: 1.5 vs. Miami (Oct. 26, 2019)

#95 Matthew Trickett

FGs: 4, three times, last at Akron (Oct. 12, 2019)
Long: 49 vs Ohio (Oct. 6, 2018)
Punts: 11 at Penn State (Sept. 15, 2018)
Long: 50 at Penn State (Sept. 15, 2018)

#97 Zayin West

Solo: 4, three times, last at Wisconsin (Oct. 5, 2019)
Total Tackles: 6, twice, last at Toledo (Nov. 5, 2019)
Sacks: 1.0, twice last vs Kennesaw State (Sept. 7, 2019)
TFL: 1.5 vs Kennesaw State (Sept. 7, 2019)

#18 Xavier Williams

Carries: 18 vs. Ball State (Nov. 23, 2019)
Yards: 84 vs. Ball State (Nov. 23, 2019)
Long: 24 vs. Bowling Green (Sept. 21, 2019)
Touchdowns: 1 vs. Buffalo (Nov. 14, 2019)
Receptions: 2, twice, last vs. Buffalo (Nov. 14, 2019)
Yards: 56 vs. Buffalo (Nov. 14, 2019)
Long: 41 vs. Buffalo (Nov. 14, 2019)
Touchdowns: 1, twice, last vs. Buffalo (Nov. 14, 2019)

**WEEK 1 AT ARIZONA STATE**

AUGUST 29, 2019

KENT STATE..... 7
ARIZONA STATE30

Sun Devil Stadium • Tempe, Ariz.

Box Score (Final)
Kent State vs Arizona State (Aug 29, 2019 at Tempe, Ariz.)

Score by Quarters	1	2	3	4	Total
Kent State	0	0	0	7	7
Arizona State	10	0	17	3	30

Qtr Time Scoring play

1st 10:26 ASU - Zendejas,C. 35 yd field goal, 7-41 3:04
03:57 ASU - Benjamin,Eno 8 yd pass from Daniels,Jayden (Zendejas,C. kick), 5-34 2:19
3rd 11:17 ASU - Daniels,Jayden 1 yd run (Zendejas,C. kick), 9-70 3:41
09:38 ASU - Zendejas,C. 31 yd field goal, 4-5 0:53
03:53 ASU - Aiyuk,Brandon 77 yd pass from Daniels,Jayden (Zendejas,C. kick), 5-86 2:36
4th 12:29 KENTST - MCKOY, Isaiah 21 yd pass from BARRETT, Woody (TRICKETT, M. kick), 8-69 2:58
08:03 ASU - Zendejas,C. 40 yd field goal, 9-53 4:26

	KENTST	ASU
FIRST DOWNS	11	18
RUSHES-YARDS (NET)	40-120	46-171
PASSING YDS (NET)	80	284
Passes Att-Comp-Int	24-12-0	24-15-0
TOTAL OFFENSE PLAYS-YARDS	64-200	70-455
Fumble Returns-Yards	0-0	0-0
Punt Returns-Yards	4-25	2-1
Kickoff Returns-Yards	5-143	1-0
Interception Returns-Yards	0-0	0-0
Punts (Number-Avg)	9-44.6	5-63.0
Fumbles-Lost	6-2	1-1
Penalties-Yards	5-42	6-50
Possession Time	25:37	34:23
Third-Down Conversions	5 of 18	8 of 16
Fourth-Down Conversions	1 of 2	0 of 0
Red-Zone Scores-Chances	0-0	4-4
Sacks By: Number-Yards	5-24	3-25

RUSHING: Kent State-SHAW, Jo-EI 16-67; CRUM, Dustin 6-24; WILLIAMS, X. 4-13; PARKER, Jamal 1-11; ELMORE, Craig 3-5; BANGDA, Joachim 3-1; BARRETT, Woody 7-minus 1. Arizona State-Benjamin,Eno 22-102; Floyd,Isaiah 6-34; Long,Ethan 3-21; Daniels,Jayden 12-13; Carter,A.J. 2-2; Team 1-minus 1.

PASSING: Kent State-BARRETT, Woody 9-16-0-83; CRUM, Dustin 3-8-0-minus 3. Arizona State-Daniels,Jayden 15-24-0-284.

RECEIVING: Kent State-DIXON, Antwan 4-44; PRICE, Kavious 3-minus 2; MCKOY, Isaiah 2-26; BANGDA, Joachim 1-5; WILLIAMS, J. 1-4; ABRAM, Keshunn 1-3. Arizona State-Aiyuk,Brandon 4-140; Darby, Frank 3-53; Benjamin,Eno 3-32; Williams,Kyle 2-20; Pearsall,Ricky 1-16; Carter,A.J. 1-16; Hudson,Tommy 1-7.

INTERCEPTIONS: Kent State-None. Arizona State-None.

FUMBLES: Kent State-SHAW, Jo-EI 2-1; PRICE, Kavious 2-0; CRUM, Dustin 1-1; BARRETT, Woody 1-0. Arizona State-Benjamin,Eno 1-1.

Kent State (0-1) vs. Arizona State (1-0)
Date: Aug 29, 2019 • Site: Tempe, Ariz. • Stadium: Sun Devil Stadium
Attendance: 47413

Kickoff time: 7:07 pm • End of Game: 10:05 • Total elapsed time: 2:58
Officials: Referee: S. Strimling; Umpire: F. Villar; Linesman: J. Stabile;
Line judge: S. Kovac; Back judge: J. Yoch; Field judge: C. Reynard;
Side judge: J. Morton; Center judge: R. Campbell;
Temperature: 102 • Wind: Calm • Weather: Partly cloudy

WEEK 2 VS KENNESAW STATE

SEPTEMBER 7, 2019

KENNESAW STATE23
KENT STATE26

Dix Stadium • Kent, Ohio

Box Score (Final)
KSU vs KENTST (Sep 07, 2019 at Kent, Ohio)

Score by Quarters	1	2	3	4	OT	OI	Total
KSU	3	13	0	7	0	0	23
KENTST	3	7	7	6	3	3	26

Qtr Time Scoring play

1st 08:15 KSU - ROBERTSON, N 33 yd field goal, 9-62 3:12
04:27 KENTST - TRICKETT, M. 32 yd field goal, 9-27 3:40
2nd 11:58 KSU - ROBERTSON, N 21 yd field goal, 14-80 7:22
07:30 KSU - DAVID, Daniel 2 yd run (ROBERTSON, N kick), 2-34 0:38
04:38 KENTST - CRUM, Dustin 23 yd run (TRICKETT, M. kick), 8-72 2:52
01:03 KSU - ROBERTSON, N 32 yd field goal, 9-50 3:27
3rd 09:26 KENTST - MCKOY, Isaiah 75 yd pass from CRUM, Dustin (TRICKETT, M. kick), 6-80 1:42
07:52 KENTST - TRICKETT, M. 29 yd field goal, 5-62 2:22
01:47 KSU - DAVID, Daniel 4 yd run (ROBERTSON, N kick), 14-75 6:05
00:10 KENTST - TRICKETT, M. 38 yd field goal, 13-49 1:28
OT 15:00 KENTST - TRICKETT, M. 43 yd field goal, 4-1 0:00

	KSU	KENTST
FIRST DOWNS	23	16
RUSHES-YARDS (NET)	66-252	36-145
PASSING YDS (NET)	185	192
Passes Att-Comp-Int	21-8-1	23-17-0
TOTAL OFFENSE PLAYS-YARDS	87-437	59-337
Fumble Returns-Yards	0-0	0-0
Punt Returns-Yards	1-1	2-1
Kickoff Returns-Yards	4-88	5-107
Interception Returns-Yards	0-0	1-0
Punts (Number-Avg)	2-38.5	3-43.0
Fumbles-Lost	1-1	3-2
Penalties-Yards	6-72	7-70
Possession Time	39:34	20:26
Third-Down Conversions	9 of 22	6 of 15
Fourth-Down Conversions	5 of 6	1 of 1
Red-Zone Scores-Chances	5-8	2-2
Sacks By: Number-Yards	3-14	2-9

RUSHING: KSU-DAVID, Daniel 27-74; TERRY, Shaquil 7-57; GLOVER, Kyle 13-38; REED, TJ 6-35; GRIER, Antavious 3-22; FOSTER, Isaac 5-20; RECHSTEINER, B 4-8; TEAM 1-minus 2. KENTST-SHAW, Jo-EI 17-93; WILLIAMS, X. 5-29; CRUM, Dustin 12-21; PRICE, Kavious 1-2; BARRETT, Woody 1-0.

PASSING: KSU-DAVID, Daniel 8-21-1-185. KENTST-CRUM, Dustin 17-23-0-192.

RECEIVING: KSU-REED, TJ 2-41; RECHSTEINER, B 2-37; HANCOCK, KJ 1-40; FOSTER, Isaac 1-32; TERRY, Shaquil 1-21; O'NEAL, Caleb 1-14. KENTST-MCKOY, Isaiah 7-125; PRICE, Kavious 6-33; ABRAM, Keshunn 2-17; POKE, Ja'Shaun 1-9; SHAW, Jo-EI 1-8.

INTERCEPTIONS: KSU-None. KENTST-SHERALD JR., K. 1-0.

FUMBLES: KSU-TERRY, Shaquil 1-1. KENTST-CRUM, Dustin 1-0; MCKOY, Isaiah 1-1; PRICE, Kavious 1-1.

KSU (1-1) vs. KENTST (1-1)
Date: Sep 07, 2019 • Site: Kent, Ohio • Stadium: Dix Stadium
Attendance: 18679

Kickoff time: 12:05 PM • End of Game: 3:25 PM • Total elapsed time: 3:20
Officials: Referee: Curt Johnson; Umpire: William Steinke; Linesman: Jim Swider;
Line judge: John Shelton; Back judge: Josh Dascher; Field judge: John Masterson;
Side judge: Steve Verbridge; Center judge: Tony Romano;
Temperature: 69 • Wind: NW 8 • Weather: Partly cloudy

**WEEK 3 AT AUBURN**
SEPTEMBER 14 2019KENT STATE.....16
AUBURN.....55

Jordan-Hare Stadium • Auburn, Ala.

Box Score (Final)
KENTST vs #8 Auburn (Sep 14, 2019 at Auburn, AL)

Score by Quarters	1	2	3	4	Total
KENTST	3	7	0	6	16
Auburn	14	10	14	17	55

Qtr Time Scoring play

1st 08:42 KENTST - TRICKETT, M. 21 yd field goal, 17-71 6:15
 05:47 AU - J. Whitlow 3 yd run (Anders Carlson kick), 8-69 2:55
 00:11 AU - Kam Martin 35 yd run (Anders Carlson kick), 7-93 3:12
 2nd 10:47 KENTST - MCKOY, Isaiah 53 yd pass from CRUM, Dustin (TRICKETT, M. kick), 4-86 1:13
 08:16 AU - Bo Nix 1 yd run (Anders Carlson kick), 7-60 2:30
 00:00 AU - Anders Carlson 45 yd field goal, 12-58 2:34
 3rd 12:02 AU - J. Whitlow 16 yd run (Anders Carlson kick), 8-67 2:53
 05:59 AU - Eli Stove 49 yd pass from Bo Nix (Anders Carlson kick), 5-77 2:11
 4th 14:55 AU - Anders Carlson 37 yd field goal, 9-61 4:38
 12:36 KENTST - PRICE, Kavious 15 yd pass from BARRETT, Woody (ADAMS, Derek pass intcpt), 10-75 2:19
 08:49 AU - Joey Gatewood 2 yd run (Sage Ledbetter kick), 7-69 3:47
 02:27 AU - Joey Gatewood 2 yd run (Sage Ledbetter kick), 9-69 4:40

	KENTST	AU
FIRST DOWNS	19	32
RUSHES-YARDS (NET)	32-92	62-467
PASSING YDS (NET)	229	166
Passes Att-Comp-Int	36-18-0	17-13-0
TOTAL OFFENSE PLAYS-YARDS	68-321	79-633
Fumble Returns-Yards	0-0	0-0
Punt Returns-Yards	0-0	0-0
Kickoff Returns-Yards	1-7	2-10
Interception Returns-Yards	0-0	0-0
Punts (Number-Avg)	7-43.7	2-36.0
Fumbles-Lost	0-0	2-0
Penalties-Yards	5-53	6-59
Possession Time	26:37	33:23
Third-Down Conversions	9 of 18	8 of 13
Fourth-Down Conversions	0 of 0	1 of 1
Red-Zone Scores-Chances	2-3	7-7
Sacks By: Number-Yards	2-19	5-20

RUSHING: KENTST-CRUM, Dustin 11-30; BARRETT, Woody 4-27; BANGDA, Joachim 4-14; SHAW, Jo-EI 6-9; ELMORE, Craig 1-5; WILLIAMS, X. 5-4; PRICE, Kavious 1-3. Auburn-J. Whitlow 17-135; Joey Gatewood 12-102; Shaun Shivers 12-102; Kam Martin 7-71; Bo Nix 7-21; Harold Joiner 4-19; Malik Miller 2-13; Cord Sandberg 1-4.

PASSING: KENTST-CRUM, Dustin 15-24-0-198; BARRETT, Woody 3-11-0-31; PRICE, Kavious 0-1-0-0. Auburn-Bo Nix 12-16-0-161; Joey Gatewood 1-1-0-5.

RECEIVING: KENTST-MCKOY, Isaiah 4-85; PRICE, Kavious 4-41; DIXON, Antwan 4-30; DULKA, Adam 2-34; SHAW, Jo-EI 2-33; CARRIGAN, Mike 2-6. Auburn-Eli Stove 6-88; Jay Jay Wilson 3-21; Sal Cannella 1-27; A. Schwartz 1-13; Will Hastings 1-11; Harold Joiner 1-6.

INTERCEPTIONS: KENTST-None. Auburn-None.

FUMBLES: KENTST-None. Auburn-Jay Jay Wilson 1-0; Malik Miller 1-0.

KENTST (1-2) vs. Auburn (3-0)

Date: Sep 14, 2019 • Site: Auburn, AL • Stadium: Jordan-Hare
Attendance: 84542

Kickoff time: 6:05 pm • End of Game: 9:14 pm • Total elapsed time: 3:09

Officials: Referee: David Smith; Umpire: Rodney Lawray; Linesman: Tim Sistrunk;
Line judge: Michael Taylor; Back judge: Paul Schardein; Field judge: Alan Nicholson;
Side judge: Alex Moore; Center judge: E. Allbritton;
Temperature: 88 • Wind: NE 9 mph • Weather: Partly Cloudy

WEEK 4 AT BOWLING GREEN
SEPTEMBER 21 2019BOWLING GREEN.....20
KENT STATE.....62

Dix Stadium • Kent, Ohio

Box Score (Final)
BGSU vs KENTST (Sep 21, 2019 at Kent, Ohio)

Score by Quarters	1	2	3	4	Total
BGSU	7	0	0	13	20
KENTST	21	3	17	21	62

Qtr Time Scoring play

1st 12:55 KENTST - ORR, Keenan 10 yd pass from PRICE, Kavious (TRICKETT, M. kick), 8-65 2:05
 06:05 KENTST - SHAW, Jo-EI 1 yd run (TRICKETT, M. kick), 9-61 3:58
 04:03 BGSU - CLAIR, Andrew 3 yd run (NEEDHAM, Nate kick), 5-75 2:02
 03:31 KENTST - CARRIGAN, Mike 53 yd pass from CRUM, Dustin (TRICKETT, M. kick), 1-68 0:30
 12:22 KENTST - TRICKETT, M. 25 yd field goal, 6-45 2:05
 08:29 KENTST - PRICE, Kavious 39 yd pass from CRUM, Dustin (TRICKETT, M. kick), 8-94 2:58
 04:54 KENTST - TRICKETT, M. 42 yd field goal, 6-20 1:56
 00:02 KENTST - DULKA, Adam 3 yd pass from CRUM, Dustin (TRICKETT, M. kick), 3-40 0:53
 4th 11:41 BGSU - LOY, Grant 16 yd run (NEEDHAM, Nate kick failed), 10-75 3:21
 10:06 KENTST - SHAW, Jo-EI 2 yd run (TRICKETT, M. kick), 4-65 1:27
 05:03 KENTST - ABRAM, Keshunn 14 yd pass from BARRETT, Woody (TRICKETT, M. kick), 10-91 4:03
 01:54 BGSU - DENLEY, Bryson 3 yd pass from LOY, Grant (LAWLER, Mason kick), 9-77 3:04
 00:12 KENTST - BANGDA, Joachim 72 yd run (TRICKETT, M. kick), 3-75 1:42

	BGSU	KENTST
FIRST DOWNS	20	34
RUSHES-YARDS (NET)	41-154	48-375
PASSING YDS (NET)	206	375
Passes Att-Comp-Int	33-23-2	36-31-0
TOTAL OFFENSE PLAYS-YARDS	74-360	84-750
Fumble Returns-Yards	0-0	0-0
Punt Returns-Yards	0-0	1-10
Kickoff Returns-Yards	4-71	2-32
Interception Returns-Yards	0-0	2-23
Punts (Number-Avg)	7-41.1	2-42.5
Fumbles-Lost	1-0	1-0
Penalties-Yards	6-61	7-80
Possession Time	28:37	31:23
Third-Down Conversions	3 of 12	10 of 17
Fourth-Down Conversions	0 of 1	0 of 1
Red-Zone Scores-Chances	3-3	6-7
Sacks By: Number-Yards	1-4	2-18

RUSHING: BGSU-CLAIR, Andrew 14-61; JONES, Davon 6-34; DENLEY, Bryson 7-33; LOY, Grant 3-21; ROGERS, Jake 1-4; MARLOW, RB 1-4; WADE, Darius 8-minus 1; TEAM 1-minus 2. KENTST-BANGDA, Joachim 7-114; SHAW, Jo-EI 15-109; CRUM, Dustin 9-65; WILLIAMS, X. 9-48; POKE, Ja'Shaun 1-18; PRICE, Kavious 1-12; BARRETT, Woody 2-6; ELMORE, Craig 2-3; DIXON, Antwan 2-0.

PASSING: BGSU-WADE, Darius 18-25-2-161; LOY, Grant 5-8-0-45. KENTST-CRUM, Dustin 26-31-0-310; BARRETT, Woody 4-4-0-55; PRICE, Kavious 1-1-0-10.

RECEIVING: BGSU-MARLOW, RB 6-69; MORRIS, Quintin 4-47; CLAIR, Andrew 4-23; JONES, Davon 3-11; DORRIS, Austin 2-18; RAHMAAN, Rodell 1-20; ORTEGA-JONES, J 1-14; DENLEY, Bryson 1-3; ROGERS, Jake 1-1. KENTST-CARRIGAN, Mike 6-94; PRICE, Kavious 5-64; MCKOY, Isaiah 5-52; ABRAM, Keshunn 4-73; DIXON, Antwan 3-29; WILLIAMS, X. 2-21; ORR, Keenan 2-13; JAMES, Raymond 1-15; SHAW, Jo-EI 1-7; BANGDA, Joachim 1-4; DULKA, Adam 1-3.

INTERCEPTIONS: BGSU-None. KENTST-PARKER, Jamal 2-23.

FUMBLES: BGSU-WADE, Darius 1-0. KENTST-MAJETTE, Theo 1-0.

BGSU (1-3,0-1) vs. KENTST (2-2,1-0)

Date: Sep 21, 2019 • Site: Kent, Ohio • Stadium: Dix Stadium
Attendance: 19700

Kickoff time: 3:35 pm • End of Game: 6:41 pm • Total elapsed time: 3:06

Officials: Referee: J.Valentine; Umpire: Bob Holcomb; Linesman: BJ Henry;
Line judge: G Scholdmeyer; Back judge: Bob Stinson; Field judge: Monte Tilgner;
Side judge: Brett Henninger; Center judge: Jason Gant;
Temperature: 86 • Wind: WSW 8 • Weather: Mostly sunny

**WEEK 5 AT WISCONSIN**
OCTOBER 5, 2019KENT STATE..... 0
WISCONSIN48

Camp Randall Stadium • Madison, Wisc.

Box Score (Final)
KENTST vs #8 Wisconsin (Oct 05, 2019 at Madison, Wis.)

Score by Quarters	1	2	3	4	Total
KENTST	0	0	0	0	0
Wisconsin	7	21	13	7	48

Qtr Time Scoring play

1st 09:10 WIS - Taylor, J. 6 yd run (Larsh, Collin kick), 9-68 4:26
2nd 14:15 WIS - Taylor, J. 19 yd run (Larsh, Collin kick), 11-80 5:46
03:31 WIS - Taylor, J. 4 yd run (Larsh, Collin kick), 17-74 9:12
01:23 WIS - Taylor, J. 18 yd pass from Coan, Jack (Larsh, Collin kick), 4-67 1:14
3rd 14:20 WIS - Taylor, J. 48 yd run (Larsh, Collin kick), 2-60 0:34
08:01 WIS - Ferguson, Jake 2 yd pass from Coan, Jack (Larsh, Collin kick failed), 7-70 4:20
4th 14:57 WIS - Dunn, Jack 3 yd run (Larsh, Collin kick), 11-65 6:03

	KENTST	WIS
FIRST DOWNS	10	29
RUSHES-YARDS (NET)	28-60	55-348
PASSING YDS (NET)	64	172
Passes Att-Comp-Int	17-10-0	20-17-0
TOTAL OFFENSE PLAYS-YARDS	45-124	75-520
Fumble Returns-Yards	0-0	1-14
Punt Returns-Yards	0-0	3-20
Kickoff Returns-Yards	1-10	1-28
Interception Returns-Yards	0-0	0-0
Punts (Number-Avg)	7-46.0	1-37.0
Fumbles-Lost	1-1	3-1
Penalties-Yards	3-25	3-31
Possession Time	19:34	40:26
Third-Down Conversions	2 of 11	11 of 15
Fourth-Down Conversions	0 of 0	1 of 1
Red-Zone Scores-Chances	0-1	6-6
Sacks By: Number-Yards	1-4	9-47

RUSHING: KENTST-BANGDA, Joachim 4-32; SHAW, Jo-EI 6-20; BARRETT, Woody 6-13; WILLIAMS, X. 1-3; CRUM, Dustin 11-minus 8. Wisconsin-Taylor, J. 19-186; Watson, Nakia 12-63; Chenal, John 4-24; Schipper, Brady 6-21; Shaw, Bradrick 3-10; Stokke, Mason 2-9; Groshek, G. 2-7; Coan, Jack 1-7; Mertz, Graham 2-6; Pryor, Kendrick 1-6; Cruickshank, A. 2-6; Dunn, Jack 1-3.

PASSING: KENTST-BARRETT, Woody 4-9-0-36; CRUM, Dustin 6-8-0-28. Wisconsin-Coan, Jack 12-15-0-134; Mertz, Graham 5-5-0-38.

RECEIVING: KENTST-MCKOY, Isaiah 3-13; DIXON, Antwan 2-14; DULKA, Adam 2-8; JAMES, Raymond 1-28; ABRAM, Keshunn 1-4; BANGDA, Joachim 1-minus 3. Wisconsin-Taylor, J. 3-29; Cephus, Quintez 3-28; Taylor, A.J. 2-27; Krumholz, Adam 2-20; Cruickshank, A. 2-10; Pryor, Kendrick 1-33; Groshek, G. 1-9; Dunn, Jack 1-8; Watson, Nakia 1-6; Ferguson, Jake 1-2.

INTERCEPTIONS: KENTST-None. Wisconsin-None.

FUMBLES: KENTST-BARRETT, Woody 1-1. Wisconsin-Dunn, Jack 1-0; Watson, Nakia 1-0; Cruickshank, A. 1-1.

KENTST (2-3,1-0) vs. Wisconsin (4-0,2-0)
Date: Oct 05, 2019 • Site: Madison, Wis. • Stadium: Camp Randall
Attendance: 74559

Kickoff time: 11:02 • End of Game: 1:54 • Total elapsed time: 2:52
Officials: Referee: C. Johnson; Umpire: J. Shaw; Linesman: K. Van Meter;
Line Judge: R. Studd; Back Judge: J. Kemp; Field Judge: T. Maguire;
Side Judge: S. MacDonald; Center Judge: E. Oliver;
Temperature: 53 • Wind: SE 11 • Weather: Cloudy

WEEK 6 AT TSDTR
OCTOBER 12, 2019KENT STATE.....26
AKRON 3

InfoCision Stadium • Akron, Ohio

Box Score (Final)
KENTST vs AKRON (Oct 12, 2019 at Akron, Ohio)

Score by Quarters	1	2	3	4	Total
KENTST	7	10	0	9	26
AKRON	0	3	0	0	3

Qtr Time Scoring play

1st 13:29 KENTST - MCKOY, Isaiah 49 yd pass from CRUM, Dustin (TRICKETT, M. kick), 4-75 1:31
2nd 12:31 AKRON - SMIGEL, CORY 24 yd field goal, 16-80 7:06
05:51 KENTST - TRICKETT, M. 36 yd field goal, 16-58 6:38
00:30 KENTST - MATTHEWS, Will 5 yd run (TRICKETT, M. kick), 11-83 2:16
4th 13:43 KENTST - TRICKETT, M. 43 yd field goal, 16-65 7:07
11:52 KENTST - TRICKETT, M. 45 yd field goal, 4--6 1:44
02:25 KENTST - TRICKETT, M. 43 yd field goal, 10-70 5:06

	KENTST	AKRON
FIRST DOWNS	24	18
RUSHES-YARDS (NET)	48-233	32-95
PASSING YDS (NET)	149	202
Passes Att-Comp-Int	21-16-0	29-17-0
TOTAL OFFENSE PLAYS-YARDS	69-382	61-297
Fumble Returns-Yards	0-0	0-0
Punt Returns-Yards	0-0	1-4
Kickoff Returns-Yards	1-0	5-120
Interception Returns-Yards	0-0	0-0
Punts (Number-Avg)	2-34.0	3-38.0
Fumbles-Lost	1-0	1-1
Penalties-Yards	5-52	11-89
Possession Time	29:28	30:26
Third-Down Conversions	6 of 13	5 of 14
Fourth-Down Conversions	1 of 1	1 of 3
Red-Zone Scores-Chances	3-3	1-3
Sacks By: Number-Yards	4-16	2-6

RUSHING: KENTST-MATTHEWS, Will 25-126; CRUM, Dustin 14-82; ELMORE, Craig 5-18; BANGDA, Joachim 1-6; CARRIGAN, Mike 1-3; PRICE, Kavious 1-minus 1; TEAM 1-minus 1. AKRON-NELSON,KATO 14-64; BURTON,MICHIAH 5-21; REESE,DECAVILON 2-6; SANDS,DELTRON 1-3; KELLEY,ROBBIE 1-3; HICKS,JULIAN 1-1; LEE,BRANDON 8-minus 3.

PASSING: KENTST-CRUM, Dustin 16-21-0-149. AKRON-NELSON,KATO 17-28-0-202; KELLEY,ROBBIE 0-1-0-0.

RECEIVING: KENTST-MCKOY, Isaiah 7-80; DIXON, Antwan 5-38; PRICE, Kavious 2-23; CARRIGAN, Mike 1-8; DULKA, Adam 1-0. AKRON-STEWART,NATE 4-71; MATHISON,M. 4-57; HICKS,JULIAN 4-28; SCIPPPIO, T. 2-28; LEE,BRANDON 2-12; KNIGHT,J. 1-6.

INTERCEPTIONS: KENTST-None. AKRON-None.

FUMBLES: KENTST-CRUM, Dustin 1-0. AKRON-NELSON,KATO 1-1.

KENTST (3-3,2-0) vs. AKRON (0-6,0-2)
Date: Oct 12, 2019 • Site: Akron, Ohio • Stadium: InfoCision Stadium
Attendance: 22692

Kickoff time: 3:30 PM • End of Game: 6:35 PM • Total elapsed time: 3:05
Officials: Referee: J. Valentine; Umpire: B. Denker; Linesman: F. Stabilo;
Line Judge: J. Swartz; Back Judge: P. Stout; Field Judge: N. Robinson;
Side Judge: K. Smith; Center Judge: R. Kay;
Temperature: 53 • Wind: WSW 12 • Weather: Sunny

**WEEK 7 AT OHIO**

OCTOBER 19, 2019

KENT STATE.....38
OHIO.....45

Peden Stadium • Athens, Ohio



Box Score (Final)
2019 Ohio Football
Kent State vs Ohio (Oct 19, 2019 at Athens, Ohio)



Score by Quarters	1	2	3	4	Total
Kent State	14	10	0	14	38
Ohio	10	14	7	14	45

Qtr Time Scoring play

1st 13:53 KENTST - CARRIGAN, Mike 23 yd pass from CRUM, Dustin (TRICKETT, M. kick), 5-75 1:07
10:08 OHIO - ZERVOS, L. 35 yd field goal, 7-58 3:45
07:31 OHIO - COX, I. 49 yd pass from ROURKE, N. (ZERVOS, L. kick), 3-65 1:09
01:36 KENTST - PRICE, Kavious 12 yd pass from CRUM, Dustin (TRICKETT, M. kick), 16-83 5:50
13:54 OHIO - BUCKNER, J. 51 yd pass from ROURKE, N. (ZERVOS, L. kick), 6-75 2:42
2nd 10:45 KENTST - TRICKETT, M. 27 yd field goal, 10-66 3:03
02:40 KENTST - MATTHEWS, Will 2 yd run (TRICKETT, M. kick), 8-74 3:40
00:13 OHIO - ROURKE, N. 3 yd run (ZERVOS, L. kick), 9-72 2:21
07:55 OHIO - TUGGLE, D. 1 yd run (ZERVOS, L. kick), 13-75 7:05
3rd 09:28 KENTST - JAMES, Raymond 27 yd pass from CRUM, Dustin (TRICKETT, M. kick), 10-94 2:49
05:51 OHIO - ROURKE, N. 7 yd run (ZERVOS, L. kick), 9-75 3:37
02:49 OHIO - TUGGLE, D. 19 yd run (ZERVOS, L. kick), 4-51 2:13
00:31 KENTST - CARRIGAN, Mike 8 yd pass from CRUM, Dustin (TRICKETT, M. kick), 11-65 2:00

	KENTST	OHIO
FIRST DOWNS	27	31
RUSHES-YARDS (NET)	39-214	46-229
PASSING YDS (NET)	262	342
Passes Att-Comp-Int	35-24-0	28-19-0
TOTAL OFFENSE PLAYS-YARDS	74-476	74-571
Fumble Returns-Yards	0-0	0-0
Punt Returns-Yards	0-0	1-4
Kickoff Returns-Yards	5-67	1-25
Interception Returns-Yards	0-0	0-0
Punts (Number-Avg)	4-29.8	2-42.5
Fumbles-Lost	2-1	2-0
Penalties-Yards	8-86	9-105
Possession Time	25:11	34:49
Third-Down Conversions	7 of 14	7 of 11
Fourth-Down Conversions	2 of 2	0 of 0
Red-Zone Scores-Chances	4-4	5-5
Sacks By: Number-Yards	0-0	2-15

RUSHING: Kent State-CRUM, Dustin 16-96; MATTHEWS, Will 14-85; SHAW, Jo-EI 9-33. Ohio-TUGGLE, D. 19-80; ROURKE, N. 14-79; ALLISON, O. 6-51; ROSS, J. 5-19; WALTON, T. 1-1; TEAM 1-minus 1.

PASSING: Kent State-CRUM, Dustin 24-35-0-262. Ohio-ROURKE, N. 19-28-0-342.

RECEIVING: Kent State-CARRIGAN, Mike 7-72; MCKOY, Isaiah 7-65; PRICE, Kavious 5-85; DIXON, Antwan 2-minus 3; JAMES, Raymond 1-27; MATTHEWS, Will 1-12; SHAW, Jo-EI 1-4. Ohio-COX, I. 4-115; WALTON, T. 4-59; LUEHRMAN, R. 3-42; TUGGLE, D. 3-24; HOOKS, S. 2-30; BUCKNER, J. 1-51; MINTER, K. 1-14; ODOM, C. 1-7.

INTERCEPTIONS: Kent State-None. Ohio-None.

FUMBLES: Kent State-MATTHEWS, Will 1-0; VANCE, Isaac 1-1. Ohio-COX, I. 1-0; ALLISON, O. 1-0.

Kent State (3-4,2-1) vs. Ohio (3-4,2-1)

Date: Oct 19, 2019 • Site: Athens, Ohio • Stadium: Peden Stadium

Attendance: 15009

Kickoff time: 12 PM • End of Game: 3:34 PM • Total elapsed time: 3:34

Officials: Referee: Tom Stapleton; Umpire: Tony Smith; Linesman: Robin DeLorenzo;

Line Judge: G. Jagodzinski; Back Judge: Reggie Berry; Field Judge: George Plesac;

Side Judge: Scott MacDonald; Center Judge: Rich Edwards;

Temperature: 59 • Wind: NNW 1 • Weather: Mostly sunny

WEEK 8 VS MIAMI

OCTOBER 26, 2019

KENT STATE.....16
MIAMI.....23

Dix Stadium • Kent, Ohio

Quickie Statistics (Final)
MIAMI vs KENTST (Oct 26, 2019 at Kent, Ohio)

	MIAMI	KENTST
Score	23	16
FIRST DOWNS	21	25
RUSHES-YARDS (NET)	42-289	40-127
PASSING YDS (NET)	178	209
Passes Att-Comp-Int	29-13-0	44-23-1
TOTAL OFFENSE PLAYS-YARDS	71-467	84-336
Fumble Returns-Yards	0-0	0-0
Punt Returns-Yards	1-1	2-45
Kickoff Returns-Yards	1-21	1-23
Interception Returns-Yards	1-0	0-0
Punts (Number-Avg)	6-47.2	7-44.4
Fumbles-Lost	2-2	1-1
Penalties-Yards	11-101	12-100
Possession Time	33:33	26:27
Third-Down Conversions	4 of 14	8 of 19
Fourth-Down Conversions	0 of 0	0 of 0
Red-Zone Scores-Chances	3-4	3-4

MIAMI

Rushing	No.	Gain	Loss	Net	TD	Lg	Avg
SHELTON, Tyre	14	148	0	148	0	53	10.6
BESTER, Jaylon	18	87	20	67	1	47	3.7
THOMAS, Maurice	3	33	0	33	0	23	11.0
GABBERT, Brett	5	32	4	28	0	23	5.6

Passing	C-A-I	Yds	TD	Long	Sack
GABBERT, Brett	13-29-0	178	1	33	1

Receiving	No.	Yards	TD	Long
ROBINSON, D.	3	80	0	33
SOBENSON, Jack	2	26	0	22
SHELTON, Tyre	2	13	0	7
THOMAS, Maurice	2	-1	0	1

Punting	No.	Yds	Avg	Long	In20	TB
KRAMER, Kyle	6	283	47.2	57	3	1

Punt Returns	No.	Yards	TD	Long
THOMAS, Maurice	1	-1	0	0

Kick Returns	No.	Yards	TD	Long
THOMAS, Maurice	1	21	0	21

Tackles	UA-A	Total	Sacks	TFL
MCWOOD, Ryan	6-4	10	0.0	1.0
REID, Myles	7-1	8	0.0	2.0
WEATHERFORD, S	5-3	8	0.0	1.5
BUTLER, Cameron	4-4	8	0.5	1.0

KENTST

Rushing	No.	Gain	Loss	Net	TD	Lg	Avg
CRUM, Dustin	13	85	21	64	0	19	4.9
MATTHEWS, Will	15	56	4	52	0	10	3.5
ELMORE, Craig	1	12	0	12	1	12	12.0
WILLIAMS, X.	6	15	6	9	0	7	1.5

Passing	C-A-I	Yds	TD	Long	Sack
CRUM, Dustin	23-44-1	209	0	36	3

Receiving	No.	Yards	TD	Long
PRICE, Kavious	7	44	0	12
MCKOY, Isaiah	5	79	0	36
CARRIGAN, Mike	4	41	0	15
DIXON, Antwan	4	41	0	20

Punting	No.	Yds	Avg	Long	In20	TB
ADAMS, Derek	7	311	44.4	62	2	0

Punt Returns	No.	Yards	TD	Long
JAMES, Raymond	2	45	0	35

Kick Returns	No.	Yards	TD	Long
PARKER, Jamal	1	23	0	23

Tackles	UA-A	Total	Sacks	TFL
LAWRENCE-BURK	7-3	10	1.0	1.0
KNIGHT, Q.	5-3	8	0.0	2.0
PARKER, Jamal	6-0	6	0.0	0.0
HILL, Dominic	5-1	6	0.0	3.0

Qtr Time Scoring Play

1st 09:22 MIAMI - SLOMAN, Sam 36 yd field goal, 8-91 3:31 3 - 0
05:54 MIAMI - SLOMAN, Sam 41 yd field goal, 6-49 2:51 6 - 0
2nd 14:23 KENTST - TRICKETT, M. 22 yd field goal, 9-35 1:57 6 - 3
11:37 MIAMI - SLOMAN, Sam 28 yd field goal, 9-66 2:46 9 - 3
00:00 KENTST - TRICKETT, M. 20 yd field goal, 7-64 0:57 9 - 6
3rd 11:29 MIAMI - MAYOCK, Luke 11 yd pass from GABBERT, Brett (SLOMAN, Sam kick), 8-72 3:26 16 - 6
06:03 KENTST - ELMORE, Craig 12 yd run (TRICKETT, M. kick), 11-88 2:54 16 - 13
03:19 MIAMI - BESTER, Jaylon 47 yd run (SLOMAN, Sam kick), 5-65 2:44 23 - 13
01:32 KENTST - TRICKETT, M. 42 yd field goal, 8-47 1:41 23 - 16

**WEEK 9 AT TOLEDO**
NOVEMBER 5, 2019KENT STATE.....33
TOLEDO35

Glass Bowl • Toledo, Ohio

Box Score (Final)
KENTST vs TOLEDO (Nov 05, 2019 at Toledo, Ohio)

Score by Quarters	1	2	3	4	Total
KENTST	10	7	10	6	33
TOLEDO	14	14	0	7	35

Qtr Time Scoring play

1st 09:10 TOLEDO - KOBACK,Bryant 14 yd run (DAVIS,Evan kick), 9-77 4:04
06:05 TOLEDO - PHILLIPS,D. 19 yd pass from PETERS,Eli (DAVIS,Evan kick), 7-59 2:25
03:13 KENTST - TRICKETT, M. 26 yd field goal, 8-71 2:47
00:34 KENTST - CARRIGAN, Mike 70 yd pass from CRUM, Dustin (TRICKETT, M. kick), 3-78 1:11
2nd 10:12 TOLEDO - KOBACK,Bryant 2 yd run (DAVIS,Evan kick), 11-81 5:15
08:35 KENTST - WILLIAMS, X. 28 yd pass from CRUM, Dustin (TRICKETT, M. kick), 5-65 1:32
03:36 TOLEDO - SEYMOUR,Shakif 1 yd run (DAVIS,Evan kick), 12-85 4:54
3rd 09:50 KENTST - TRICKETT, M. 47 yd field goal, 9-38 3:48
01:23 KENTST - CRUM, Dustin 11 yd run (TRICKETT, M. kick), 8-55 3:15
4th 11:49 TOLEDO - SEYMOUR,Shakif 5 yd run (DAVIS,Evan kick), 8-79 4:27
05:27 KENTST - ORR, Keenan 5 yd pass from CRUM, Dustin (CRUM, Dustin rush failed), 15-70 6:16

	KENTST	TOLEDO
FIRST DOWNS	19	30
RUSHES-YARDS (NET)	44-171	52-289
PASSING YDS (NET)	257	194
Passes Att-Comp-Int	18-14-0	25-15-1
TOTAL OFFENSE PLAYS-YARDS	62-428	77-483
Fumble Returns-Yards	0-0	0-0
Punt Returns-Yards	1--1	1--3
Kickoff Returns-Yards	3-62	5-96
Interception Returns-Yards	1--2	0-0
Punts (Number-Avg)	4-41.2	3-36.0
Fumbles-Lost	2-1	2-1
Penalties-Yards	3-40	3-20
Possession Time	25:07	34:53
Third-Down Conversions	7 of 14	5 of 12
Fourth-Down Conversions	1 of 1	2 of 2
Red-Zone Scores-Chances	3-3	5-5
Sacks By: Number-Yards	1-7	2-10

RUSHING: KENTST-WILLIAMS, X. 11-63; MATTHEWS, Will 13-55; CRUM, Dustin 14-40; BANGDA, Joachim 4-25;
PRICE, Kavius 2-minus 12. TOLEDO-SEYMOUR,Shakif 28-175; KOBACK,Bryant 13-67; JONES,Ronnie 5-63;
PETERS,Eli 4-minus 7; Team 2-minus 9.

PASSING: KENTST-CRUM, Dustin 14-18-0-257. TOLEDO-PETERS,Eli 15-25-1-194.

RECEIVING: KENTST-PRICE, Kavius 4-102; CEPHAS, Dante 4-19; CARRIGAN, Mike 2-75; WILLIAMS, X. 1-28;
MATTHEWS, Will 1-28; ORR, Keenan 1-5; DIXON, Antwan 1-0. TOLEDO-PHILLIPS,D. 4-55; MADDOX,Devin 3-42;
McKINLEY-LEWIS 3-41; MITCHELL,Bryce 3-34; KOVACS,Nick 1-15; KOBACK,Bryant 1-7.

INTERCEPTIONS: KENTST-PARKER, Jamal 1-minus 2. TOLEDO-None.

FUMBLES: KENTST-MATTHEWS, Will 1-1; HALL, Kwincy 1-0. TOLEDO-PETERS,Eli 2-1.

KENTST (3-6,2-3) vs. TOLEDO (6-3,3-2)

Date: Nov 05, 2019 • Site: Toledo, Ohio • Stadium: Glass Bowl
Attendance: 16331

Kickoff time: 7:00 • End of Game: 10:15 • Total elapsed time: 3:15

Officials: Referee: Ron Hudson; Umpire: Tim Gover; Linesman: Nick Brigati;
Line judge: Dorsey Skinner; Back judge: Justin Staehr; Field judge: Pat Dolphin;
Side judge: J. Wojcikiewicz; Center judge: Chris La Mange;

WEEK 10 VS BUFFALO
NOVEMBER 14, 2019BUFFALO27
KENT STATE.....30

Dix Stadium • Kent, Ohio

Box Score (Final)
UB vs KENTST (Nov 14, 2019 at Kent, OH)

Score by Quarters	1	2	3	4	Total
UB	7	10	7	3	27
KENTST	0	6	0	24	30

Qtr Time Scoring play

1st 11:26 UB - LEE, Daniel 30 yd pass from VANTREASE, Kyle (MCNULTY, Alex kick), 8-54 3:34
14:39 UB - VANTREASE, Kyle 1 yd run (MCNULTY, Alex kick), 9-50 4:32
09:11 UB - MCNULTY, Alex 31 yd field goal, 8-60 3:14
05:44 KENTST - TRICKETT, M. 23 yd field goal, 10-61 3:48
00:00 KENTST - TRICKETT, M. 33 yd field goal, 3-17 0:16
3rd 03:51 UB - MARKS, Kevin 2 yd run (MCNULTY, Alex kick), 19-93 9:16
11:18 UB - MCNULTY, Alex 31 yd field goal, 8-49 5:08
4th 07:39 KENTST - WILLIAMS, X. 7 yd run (TRICKETT, M. kick), 11-76 3:34
07:12 KENTST - WILLIAMS, X. 41 yd pass from CRUM, Dustin (TRICKETT, M. kick), 2-54 0:22
04:52 KENTST - CARRIGAN, Mike 5 yd pass from CRUM, Dustin (TRICKETT, M. kick), 4-4 1:19
00:00 KENTST - TRICKETT, M. 44 yd field goal, 9-43 2:04

	UB	KENTST
FIRST DOWNS	22	18
RUSHES-YARDS (NET)	51-245	40-119
PASSING YDS (NET)	134	165
Passes Att-Comp-Int	22-9-0	25-16-1
TOTAL OFFENSE PLAYS-YARDS	73-379	65-284
Fumble Returns-Yards	0-0	0-0
Punt Returns-Yards	2--7	3-39
Kickoff Returns-Yards	1-43	6-158
Interception Returns-Yards	1-18	0-0
Punts (Number-Avg)	5-29.0	6-42.0
Fumbles-Lost	1-1	0-0
Penalties-Yards	5-55	8-59
Possession Time	36:28	23:32
Third-Down Conversions	7 of 16	8 of 16
Fourth-Down Conversions	2 of 2	1 of 1
Red-Zone Scores-Chances	4-4	4-5
Sacks By: Number-Yards	5-24	0-0

RUSHING: UB-PATTERSON, Jare 30-141; MARKS, Kevin 15-53; COOK, Ron 3-37; VANTREASE, Kyle 3-14.
KENTST-WILLIAMS, X. 9-42; BANGDA, Joachim 8-38; MATTHEWS, Will 11-37; PRICE, Kavius 1-8; CRUM,
Dustin 11-minus 6.

PASSING: UB-VANTREASE, Kyle 9-22-0-134. KENTST-CRUM, Dustin 16-25-1-165.

RECEIVING: UB-LEE, Daniel 4-58; LEFEBVRE, Zac 2-43; NUNN, Antonio 2-21; PATTERSON, Jare 1-12.
KENTST-CARRIGAN, Mike 7-43; PRICE, Kavius 3-23; WILLIAMS, X. 2-56; ORR, Keenan 2-19; DIXON, Antwan
1-12; POKE, Ja'Shaun 1-12.

INTERCEPTIONS: UB-BANKS, Joey 1-18. KENTST-None.

FUMBLES: UB-COOK, Ron 1-1. KENTST-None.

UB (5-5,3-3) vs. KENTST (4-6,3-3)

Date: Nov 14, 2019 • Site: Kent, OH • Stadium: Dix Stadium
Attendance: 8450

Kickoff time: 7:02 pm • End of Game: 10:20 pm • Total elapsed time: 3:18

Officials: Referee: J.Valentine; Umpire: Bob Holcomb; Linesman: BJ Henry;
Line judge: G. Schildmeyer; Back judge: Bob Stinton; Field judge: Monte Tilgner;
Side judge: Brett Henninger; Center judge: Jason Gant;
Temperature: 35 • Wind: WSW 5 • Weather: Cloudy

**WEEK 11 VS BALL STATE**

NOVEMBER 23, 2019

BALL STATE38
KENT STATE.....41

Dix Stadium • Kent, Ohio

Box Score (Final)
BALL vs KENTST (Nov 23, 2019 at Kent Ohio)

Score by Quarters	1	2	3	4	Total
BALL	7	17	0	14	38
KENTST	7	14	10	10	41

Qtr	Time	Scoring play
1st	07:23	BALL - HUNTLEY, Caleb 1 yd run (RIMMLER, Ryan kick), 11-98 4:05
	02:36	KENTST - MCKOY, Isaiah 51 yd pass from CRUM, Dustin (TRICKETT, M. kick), 3-78 0:34
2nd	14:51	BALL - RIMMLER, Ryan 31 yd field goal, 8-65 2:39
	09:38	BALL - FLETCHER, W. 6 yd run (RIMMLER, Ryan kick), 7-52 2:55
	07:34	KENTST - MCKOY, Isaiah 21 yd pass from CRUM, Dustin (TRICKETT, M. kick), 6-75 1:58
	02:11	KENTST - WILLIAMS, X. 2 yd run (TRICKETT, M. kick), 7-91 2:14
	00:53	BALL - FLETCHER, W. 33 yd pass from PLITT, Drew (RIMMLER, Ryan kick), 4-75 1:18
3rd	11:48	KENTST - TRICKETT, M. 22 yd field goal, 9-72 3:06
	07:27	KENTST - CRUM, Dustin 2 yd run (TRICKETT, M. kick), 9-84 2:57
4th	08:55	BALL - PLITT, Drew 1 yd run (RIMMLER, Ryan kick), 20-97 8:33
	07:55	KENTST - MCKOY, Isaiah 24 yd pass from CRUM, Dustin (TRICKETT, M. kick), 4-50 0:49
	04:14	BALL - HUNTLEY, Caleb 42 yd run (RIMMLER, Ryan kick), 8-65 3:32
	00:19	KENTST - TRICKETT, M. 22 yd field goal, 11-67 3:49

	BALL	KENTST
FIRST DOWNS	28	29
RUSHES-YARDS (NET)	59-330	48-266
PASSING YDS (NET)	208	369
Passes Att-Comp-Int	25-16-0	26-18-0
TOTAL OFFENSE PLAYS-YARDS	84-538	74-635
Fumble Returns-Yards	0-0	0-0
Punt Returns-Yards	0-0	1-0
Kickoff Returns-Yards	6-99	7-134
Interception Returns-Yards	0-0	0-0
Punts (Number-Avg)	4-45.0	4-51.5
Fumbles-Lost	2-1	0-0
Penalties-Yards	5-29	7-69
Possession Time	34:23	25:37
Third-Down Conversions	5 of 14	6 of 13
Fourth-Down Conversions	3 of 4	0 of 1
Red-Zone Scores-Chances	4-5	4-4
Sacks By: Number-Yards	2-5	2-16

RUSHING: BALL-HUNTLEY, Caleb 30-192; FLETCHER, W. 16-90; DUNNER, Malik 2-32; HALL, Justin 3-20; PLITT, Drew 8-minus 4. KENTST-CRUM, Dustin 15-101; MATTHEWS, Will 14-85; WILLIAMS, X. 18-84; DIXON, Antwan 1-minus 4.

PASSING: BALL-PLITT, Drew 16-24-0-208; TEAM 0-1-0-0. KENTST-CRUM, Dustin 18-26-0-369.

RECEIVING: BALL-FLETCHER, W. 4-74; TYLER, YoHeinz 4-61; HALL, Justin 3-33; DAVIS, Antwan 2-19; MILLER, Riley 2-12; GIVAN, Nolan 1-9. KENTST-CARRIGAN, Mike 8-178; MCKOY, Isaiah 6-159; PRICE, Kavious 2-12; DIXON, Antwan 1-15; ORR, Keenan 1-5.

INTERCEPTIONS: BALL-None. KENTST-None.

FUMBLES: BALL-HUNTLEY, Caleb 1-0; HALL, Justin 1-1. KENTST-None.

BALL (4-7,3-4) vs. KENTST (5-6,4-3)
Date: Nov 23, 2019 • Site: Kent Ohio • Stadium: Dix Stadium
Attendance: 8825

Kickoff time: 12:05 pm • End of Game: 3:22 pm • Total elapsed time: 3:17
Officials: Referee: Tim O'Day; Umpire: Brett Denker; Linesman: Fiore Stabilo;
Line judge: John Swartz; Back judge: Paul Stout; Field judge: Nate Robinson;

WEEK 12 AT E. MICHIGAN

NOVEMBER 29, 2019

KENT STATE.....34
EASTERN MICHIGAN.....26

Dix Stadium • Kent, Ohio

Box Score (Final)
KENTST vs Eastern Michigan (Nov 29, 2019 at Ypsilanti, Mich.)

Score by Quarters	1	2	3	4	Total
KENTST	14	10	7	3	34
Eastern Michigan	7	7	6	6	26

Qtr	Time	Scoring play
1st	12:19	EMU - VANN, Shaq 30 yd run (RYLAND, Chad kick), 6-75 2:41
	10:14	KENTST - WILLIAMS, X. 8 yd run (TRICKETT, M. kick), 6-68 1:59
	03:50	KENTST - CRUM, Dustin 3 yd run (TRICKETT, M. kick), 10-84 3:53
2nd	03:39	EMU - WILLIAMS, Quian 18 yd pass from GLASS, Mike (RYLAND, Chad kick), 9-65 4:23
	01:06	KENTST - TRICKETT, M. 42 yd field goal, 8-50 2:33
	00:09	KENTST - CRUM, Dustin 4 yd run (TRICKETT, M. kick), 4-70 0:32
3rd	14:48	KENTST - PARKER, Jamal 96 yd kickoff return (TRICKETT, M. kick)
	12:16	EMU - LATU, Line 30 yd pass from GLASS, Mike (RYLAND, Chad kick blocked), 9-75 2:32
4th	07:58	EMU - CANNON, Bryson 6 yd pass from GLASS, Mike (LATU, Line rush failed), 5-64 1:44
	01:27	KENTST - TRICKETT, M. 24 yd field goal, 14-69 6:26

	KENTST	EMU
FIRST DOWNS	25	23
RUSHES-YARDS (NET)	51-253	33-123
PASSING YDS (NET)	197	386
Passes Att-Comp-Int	23-17-0	37-29-2
TOTAL OFFENSE PLAYS-YARDS	74-450	70-509
Fumble Returns-Yards	0-0	0-0
Punt Returns-Yards	0-0	2-20
Kickoff Returns-Yards	4-149	2-25
Interception Returns-Yards	2-0	0-0
Punts (Number-Avg)	4-43.2	4-45.5
Fumbles-Lost	2-1	2-0
Penalties-Yards	4-36	9-68
Possession Time	30:01	29:59
Third-Down Conversions	5 of 13	6 of 13
Fourth-Down Conversions	0 of 0	1 of 2
Red-Zone Scores-Chances	4-4	2-3
Sacks By: Number-Yards	1-3	2-13

RUSHING: KENTST-WILLIAMS, X. 12-79; MATTHEWS, Will 14-74; BANGDA, Joachim 11-51; CRUM, Dustin 13-51; TEAM 1-minus 2. Eastern Michigan-VANN, Shaq 18-73; GLASS, Mike 9-37; HOYING, Brody 1-11; GRISSOM, Jairus 2-6; LATU, Line 1-3; TEAM 1-minus 1; BEYDOUN, Hassan 1-minus 6.

PASSING: KENTST-CRUM, Dustin 17-23-0-197. Eastern Michigan-GLASS, Mike 29-37-2-386.

RECEIVING: KENTST-PRICE, Kavious 6-79; MCKOY, Isaiah 5-83; DIXON, Antwan 2-14; CARRIGAN, Mike 1-17; BARRETT, Woody 1-8; CRUM, Dustin 1-0; MATTHEWS, Will 1-minus 4. Eastern Michigan-LATU, Line 9-108; WILLIAMS, Quian 5-58; DRUMMOND, Dylan 5-47; JACKSON, Arthur 4-129; CANNON, Bryson 3-35; BEYDOUN, Hassan 2-6; VANN, Shaq 1-3.

INTERCEPTIONS: KENTST-SHERALD JR., K. 2-0. Eastern Michigan-None.

FUMBLES: KENTST-CRUM, Dustin 1-1; PRICE, Kavious 1-0. Eastern Michigan-STAGNER, Carter 1-0; BEYDOUN, Hassan 1-0.

KENTST (6-6,5-3) vs. Eastern Michigan (6-6,3-5)
Date: Nov 29, 2019 • Site: Ypsilanti, Mich. • Stadium: Ryneearson Stadium
Attendance: 13444

Kickoff time: 12:05 pm • End of Game: 3:16 pm • Total elapsed time: 3:11
Officials: Referee: Ron Hudson; Umpire: Tim Gover; Linesman: Jeff Johnson;
Line judge: Doresy Skinner; Back judge: Justin Staehr; Field judge: Pat Dolphin;
Side judge: Ryan Gannon; Center judge: Chris La Mange;



SUMMER BREAKDOWN

STARTERS RETURNING (17)

Minimum six starts in 2018

Offense (9)

QB 15	Woody Barrett	6-2	236	R-Jr.
OL 64	Bryce Gibbs	6-3	284	R-Sr.
OL 54	Nate Warnock	6-4	294	Sr.
OL 55	Julian Sams	6-3	260	So.
OL 67	Nathan Monnin	6-5	270	Jr.
OL 72	Jamil Viaud	6-4	273	Sr.
WR 11	Mike Carrigan	5-9	168	Sr.
WR 10	Antwan Dixon	5-8	173	R-Jr.
WR 23	Isaiah McKoy	6-3	182	So.

Defense (6)

LB 1	Nick Faulkner	6-1	231	R-Sr.
LB 6	Matt Bahr	6-1	210	Gr.
LB 34	Kesean Gamble	6-1	252	Jr.
CB 7	Jamal Parker	5-8	177	Sr.
CB 15	Keith Serald Jr.	5-9	174	Jr.
S 8	Elvis Hines	5-10	172	Jr.

Specialists (2)

LS 47	Joey Palumbo	6-0	214	Sr.
K 95	Matthew Trickett	6-0	191	So.

STARTERS LOST (8)

Minimum six starts in 2018

Offense (3)

RB 11	Justin Rankin	5-9	211	Jr.
OL 68	Mike Marinelli	6-3	275	Jr.
WR 20	Trey Harrell	6-0	188	Jr.

Defense (5)

DL 58	Theo Eboigbe	6-1	269	Sr.
DL 11	Jordan Silva	6-4	257	R-Sr.
DT 49	Kalil Morris	6-2	322	R-Sr.
LB 22	Jim Jones	6-1	220	Sr.
DB 30	Darryl Marshall	5-10	162	Sr.

EARNING DEGREES

The Golden Flashes excel in the classroom. **Matt Bahr, JaeVante Ray, Will Matthews** and **John Henry Bronczek** have already earned their degrees prior to the 2019 season.

HAPPY BIRTHDAY DIX

The home of the Kent State Golden Flashes celebrates its 50th birthday this season. In recent years, the facility has seen major upgrades such as brand new AstroTurf, a newly renovated locker room and the **Jason Bitsko** team lounge.

CFB150 - A TRIP TO '72

As college football celebrates its 150th season, Kent State takes a look back at the most influential teams in program history. The 1972 team, which earned a trip to the Tangerine Bowl, was loaded with historic talent. Kent State legends and future NFL and college football greats such as **Nick Saban, Jack Lambert, Don James** and **Gary Pinkel** were all members of the '72 Golden Flashes.

POWERFUL COMPETITION

The Badgers were the Golden Flashes' 13th Power-5 opponent in the last five year and third this season (Auburn & Arizona State), plus two more SEC opponents in 2020 (Kentucky, Alabama), Kent State will play a grand total of 14 Power-5 teams in a six year span. Iowa and Texas A&M are on the schedule for 2021 and the Flashes will play Georgia in 2022 as well.

DOUBLE CHEESEBURGER

On May 22, Twisted Meltz in Kent, Ohio named the "**Sean Lewis**" as its newest signature sandwich. The Sean Lewis is a double cheeseburger with bacon and jalepenos. Lewis joins the ranks of esteemed Kent State greats such as **Josh Cribbs, Lou Holtz, Nick Saban** and **Dri Archer** to have sandwiches named after

RETURNING STATISTICAL LEADERS

Passing	Comp.	Att.	Yards	TD	INT	Pct.
Woody Barrett	229	390	2339	11	9	58.7

Rushing	Att.	Yards	Avg.	TD
Jo-EI Shaw	138	657	4.8	7
Woody Barrett	163	503	3.1	7

Receiving	Rec.	Yards	Avg.	TD
Mike Carrigan	45	597	13.3	5
Antwan Dixon	52	532	10.2	2
Isaiah McKoy	42	423	10.1	3

Defense	Solo	Asst.	Total	TFL-Yds.	Sacks-Yds.	INT	FR-FF
Keith Serald Jr.	62	29	91	5.5-23	3.0-16	0	1-2
Matt Bahr	50	41	91	7.5-30	3.0-20	1	0-1
Jamal Parker	52	31	83	1.0-0	0-0	2	1-0
Cepeda Phillips	32	18	50	3.0-6	0-0	0	2-1
Elvis Hines	31	10	41	2.0-6	1.0-4	1	0-0
Kesean Gamble	30	9	39	2.0-5	0-0	1	0-0
Nick Faulkner	17	19	36	5.0-15	1.0-4	1	0-0
Theo Majette	18	6	24	5.5-40	4.5-39	0	0-1

Punting	No.	Yards	Avg.	Long	TB	I-20	50+
Matthew Trickett	35	1354	38.69	52	1	11	2
Derek Adams	31	1245	40.16	77	1	8	7

Field Goals	FGM-FGA	FG%	20-29	30-39	40-49	50+	Long
Matthew Trickett	14-17	82.4	6-7	7-7	1-3	0-0	49

**GAME 13 VS UTAH STATE****KENTST Overall Team Statistics (as of Dec 08, 2019)**
All games

Team Statistics	KENTST	OPP
SCORING	329	373
Points Per Game	27.4	31.1
Points Off Turnovers	40	27
FIRST DOWNS	257	295
Rushing	120	157
Passing	106	113
Penalty	31	25
RUSHING YARDAGE	2172	2992
Yards gained rushing	2567	3234
Yards lost rushing	395	242
Rushing Attempts	493	585
Average Per Rush	4.4	5.1
Average Per Game	181.0	249.3
TDs Rushing	14	32
PASSING YARDAGE	2551	2657
Comp-Att-Int	217-329-2	194-310-6
Average Per Pass	7.8	8.6
Average Per Catch	11.8	13.7
Average Per Game	212.6	221.4
TDs Passing	22	15
TOTAL OFFENSE	4723	5649
Total Plays	822	895
Average Per Play	5.7	6.3
Average Per Game	393.6	470.8
KICK RETURNS: #-Yards	41-892	33-626
PUNT RETURNS: #-Yards	14-119	14-39
INT RETURNS: #-Yards	6-21	2-18
KICK RETURN AVERAGE	21.8	19.0
PUNT RETURN AVERAGE	8.5	2.8
INT RETURN AVERAGE	3.5	9.0
FUMBLES-LOST	19-9	20-9
PENALTIES-Yards	74-712	80-740
Average Per Game	59.3	61.7
PUNTS-Yards	59-2537	44-1886
Average Per Punt	43.0	42.9
Net punt average	41.0	38.8
KICKOFFS-Yards	66-3803	74-4245
Average Per Kick	57.6	57.4
Net kick average	37.5	36.5
TIME OF POSSESSION/Game	25:45	34:14
3RD-DOWN Conversions	79/181	78/172
3rd-Down Pct	44%	45%
4TH-DOWN Conversions	7/10	16/22
4th-Down Pct	70%	73%
SACKS BY-Yards	21-120	39-197
MISC YARDS	0	15
TOUCHDOWNS SCORED	37	47
FIELD GOALS-ATTEMPTS	24-29	16-21
ON-SIDE KICKS	1-3	0-0
RED-ZONE SCORES	(35-40) 88%	(49-57) 86%
RED-ZONE TOUCHDOWNS	(20-40) 50%	(35-57) 61%
PAT-ATTEMPTS	(35-35) 100%	(43-46) 93%
ATTENDANCE	64109	273990
Games/Avg Per Game	5/12822	7/39141
Neutral Site Games		0/0

Score by Quarters	1st	2nd	3rd	4th	OT	Total
KENTST	79	80	51	116	3	329
Opponents	92	112	71	98	0	373



GAME 13 VS UTAH STATE



KENTST Overall Individual Statistics (as of Dec 08, 2019) All games

Rushing	gp	att	gain	loss	net	avg	td	lg	avg/g
CRUM, Dustin	12	145	775	215	560	3.9	5	42	46.7
MATTHEWS, Will	7	106	550	36	514	4.8	2	34	73.4
WILLIAMS, X.	10	80	403	29	374	4.7	3	24	37.4
SHAW, Jo-Ei	8	73	362	42	320	4.4	2	54	40.0
BANGDA, Joachim	9	42	291	10	281	6.7	1	72	31.2
BARRETT, Woody	8	21	83	37	46	2.2	0	26	5.8
ELMORE, Craig	9	12	44	1	43	3.6	1	12	4.8
POKE, Ja'Shaun	10	1	18	0	18	18.0	0	18	1.8
PRICE, Kavious	12	7	29	17	12	1.7	0	12	1.0
PARKER, Jamal	12	1	11	0	11	11.0	0	11	0.9
TEAM	5	2	0	3	-3	-1.5	0	0	-0.6
DIXON, Antwan	12	3	1	5	-4	-1.3	0	1	-0.3
Total	12	493	2567	395	2172	4.4	14	72	181.0
Opponents	12	585	3234	242	2992	5.1	32	54	249.3

Passing	gp	effic	comp-att-int	pct	yds	td	lg	avg/g
CRUM, Dustin	12	155.97	196-287-2	68.3	2336	18	75	194.7
BARRETT, Woody	8	117.80	20-40-0	50.0	205	3	28	25.6
PRICE, Kavious	12	257.00	1-2-0	50.0	10	1	10	0.8
Total	12	151.94	217-329-2	66.0	2551	22	75	212.6
Opponents	12	146.67	194-310-6	62.6	2657	15	77	221.4

Receiving	gp	no.	yds	avg	td	lg	avg/g
MCKOY, Isaiah	10	50	769	15.4	7	75	76.9
PRICE, Kavious	12	47	504	10.7	3	54	42.0
CARRIGAN, Mike	10	40	535	13.4	5	70	53.5
DIXON, Antwan	12	29	234	8.1	0	20	19.5
ABRAM, Keshunn	8	8	97	12.1	1	26	12.1
SHAW, Jo-Ei	8	6	46	7.7	0	21	5.8
DULKA, Adam	12	6	45	7.5	1	18	3.8
ORR, Keenan	12	6	42	7.0	2	12	3.5
WILLIAMS, X.	10	5	105	21.0	2	41	10.5
MATTHEWS, Will	7	5	46	9.2	0	28	6.6
CEPHAS, Dante	3	4	19	4.8	0	8	6.3
JAMES, Raymond	10	3	70	23.3	1	28	7.0
BANGDA, Joachim	9	3	6	2.0	0	5	0.7
POKE, Ja'Shaun	10	2	21	10.5	0	12	2.1
BARRETT, Woody	8	1	8	8.0	0	8	1.0
WILLIAMS, J.	3	1	4	4.0	0	4	1.3

Punt Returns	no.	yds	avg	td	lg
PRICE, Kavious	5	24	4.8	0	20
JAMES, Raymond	4	55	13.8	0	35
PARKER, Jamal	2	18	9.0	0	16
SALAAM, J.	1	21	21.0	0	0
HALL, Kwincy	1	-1	-1.0	0	0
MCKOY, Isaiah	1	2	2.0	0	0
Total	14	119	8.5	0	35
Opponents	14	39	2.8	0	14

Interceptions	no.	yds	avg	td	lg
PARKER, Jamal	3	21	7.0	0	23
SHERALD JR., K.	3	0	0.0	0	0
Total	6	21	3.5	0	23
Opponents	2	18	9.0	0	18

Kick Returns	no.	yds	avg	td	lg
PARKER, Jamal	27	719	26.6	1	96
PRICE, Kavious	6	97	16.2	0	25
SHAW, Jo-Ei	2	22	11.0	0	12
MATTHEWS, Will	2	33	16.5	0	19
VANCE, Isaac	1	5	5.0	0	0
WILLIAMS, Mark	1	0	0.0	0	0
MAJETTE, Theo	1	0	0.0	0	0
ELMORE, Craig	1	16	16.0	0	16
Total	41	892	21.8	1	96
Opponents	33	626	19.0	0	43

Fumble Returns	no.	yds	avg	td	lg
Total	0	0	0.0	0	0
Opponents	1	14	14.0	0	14

KENTST Overall Defensive Statistics (as of Dec 08, 2019) All games

#	Defensive Leaders	gp	Tackles			Sacks no-yds	Pass defense			Fumbles		blkd	
			ua	a	tot		int-yds	brup	qbh	rcv-yds	ff	kick	saf
28	LAWRENCE-BURKE	12	51	43	94	5.5-31	4.0-30	.	1	1	1-0	1	.
4	PHILLIPS, C.	12	38	47	85	6.5-29	2.0-16	.	.	2	.	.	.
5	SHERALD JR., K.	12	49	27	76	5.0-14	.	3-0	5	.	1	.	.
1	FAULKNER, Nick	12	36	39	75	2.5-2	1.0-1	.	2
24	KNIGHT, Q.	10	43	22	65	8.0-22	.	.	2	.	1	.	.
6	BAHR, Matt	11	36	26	62	3.0-5	0.5-0	.	.	.	2-0	.	.
7	PARKER, Jamal	12	40	18	58	.	.	3-21	9	2	.	.	.
8	HINES, Elvis	12	37	16	53	1.0-1	1.0-1	.	7
34	GAMBLE, Kesean	12	28	22	50	4.5-26	2.5-22	.	.	2	1-0	.	.
97	WEST, Zayin	12	18	29	47	3.0-17	2.5-16
1P	PETERS, Akeam	12	33	12	45	2.0-3	.	.	1	.	2	.	.
92	MAJETTE, Theo	12	22	14	36	7.0-34	5.0-31	.	.	4	.	1	.
36	SALAAM, J.	8	14	9	23	0.5-0	.	.	2	.	.	1	.
98	HILL, Dominic	7	12	7	19	3.0-6	0.5-0	.	.	.	1-0	.	.
53	HOAG, Alex	12	7	9	16	1.5-2	.	.	1	1	.	.	.
41	PRICE, Jabbar	12	7	6	13	2.0-6	1.0-4	.	.	.	1-0	.	.
39	DANIEL, Miles	11	8	3	11
20	NUNEZ, Mario	4	6	4	10	1-0	1	.
19	MUSOLINO, A.J.	11	8	2	10
55	DIABY, Sekou	10	7	2	9	2.0-4	1.0-2
59	BURNS, Will	7	4	3	7	1.0-1
2C	CLARK, Dean	12	6	.	6
21	MILLER, Montre	7	5	1	6
90	JONES, Buddha	11	4	2	6
95	TRICKETT, M.	12	3	.	3
47	PALUMBO, Joey	12	1	2	3
18	WILLIAMS, X.	10	1	2	3
26	CARPENTER, JR.	11	2	.	2
50	SPEAR, S.	4	2	.	2
44	HARMON, Matt	7	.	2	2
93	BELL, Matt	4	1	1	2
TM	TEAM	5	1	.	1	1	1	.
12	JAMES, Raymond	10	1	.	1

**GAME 13 VS UTAH STATE****KENTST Games Played (as of Dec 08, 2019)**
All games

#	PLAYER	GP-GS	KSU	ASU	AU	BGSU	WIS	AKRON	OHIO	MIAMI	TOLEDO	UB	BALL	EMU
80	ABRAM, Keshunn	8/3	START	START	XXX	XXX	XXX	---	XXX	---	START	XXX	---	---
96	ADAMS, Derek	12/-	XXX	XXX	XXX	XXX	XXX	XXX	XXX	XXX	XXX	XXX	XXX	---
69	ALLAN, Sam	7/4	XXX	XXX	START	START	START	START	---	---	XXX	---	---	---
6	BAHR, Matt	11/4	XXX	XXX	START	XXX	XXX	START	START	---	XXX	START	XXX	---
28	BANGDA, Joachim	9/1	---	XXX	XXX	XXX	XXX	START	XXX	---	XXX	XXX	---	---
15	BARRETT, Woody	8/2	XXX	START	XXX	XXX	XXX	---	---	XXX	---	XXX	---	START
93	BELL, Matt	4/-	---	---	XXX	XXX	XXX	---	---	XXX	---	---	---	---
18	BLUE, Capone	2/-	---	---	---	XXX	XXX	---	---	---	---	---	---	---
13	BRONCZEK, J.	11/-	---	XXX	XXX	XXX	XXX	XXX	XXX	XXX	XXX	XXX	XXX	---
59	BURNS, Will	7/-	XXX	XXX	XXX	XXX	XXX	XXX	XXX	---	---	---	---	---
26	CARPENTER, JR.	11/-	XXX	XXX	XXX	XXX	XXX	XXX	XXX	XXX	XXX	XXX	---	---
11	CARRIGAN, Mike	10/10	---	---	START	START	START	START	START	---	START	START	START	---
86	CERPHAS, Dante	3/1	---	---	---	---	---	---	---	---	---	---	---	---
20	CLARK, Dean	12/-	XXX	XXX	XXX	XXX	XXX	XXX	XXX	XXX	XXX	XXX	XXX	---
70	CLEMENT, Jack	5/-	---	XXX	XXX	XXX	XXX	---	---	---	---	---	---	---
14	CRUM, Dustin	12/11	START	XXX	START	START	START	START	START	START	START	START	START	---
42	CURTIS, Nick	1/-	---	---	---	---	XXX	---	---	---	---	---	---	---
39	DANIEL, Miles	11/-	XXX	XXX	XXX	XXX	XXX	XXX	XXX	XXX	---	---	---	---
1	DECOTEAU, J.	2/-	---	---	---	---	---	---	---	---	---	---	---	---
55	DIABY, Sekou	10/1	XXX	XXX	XXX	XXX	XXX	---	XXX	XXX	---	XXX	XXX	START
30	DIXON, Antwan	12/4	START	START	XXX	XXX	START	XXX	XXX	XXX	---	START	XXX	XXX
45	DULKA, Adam	12/8	XXX	XXX	START	START	XXX	START	START	START	START	XXX	START	START
20	DURDEN, Troy	1/-	---	---	---	---	---	---	---	---	---	---	---	---
25	ELMORE, Craig	9/-	---	XXX	XXX	XXX	---	XXX	XXX	XXX	---	XXX	XXX	XXX
1	FAULKNER, Nick	12/12	START	START	START	START	START	START	START	START	START	START	START	START
34	GAMBLE, Kesean	12/4	START	XXX	XXX	XXX	START	XXX	XXX	XXX	START	XXX	XXX	START
64	GIBBS, Bryce	4/3	---	---	---	---	---	---	---	---	---	---	---	---
75	GREGOIRE, Adam	12/12	START	START	START	START	START	START	START	START	START	START	START	START
82	HALL, Kwincy	1/-	---	---	---	---	---	---	---	---	---	---	---	---
44	HARMON, Matt	7/-	XXX	---	XXX	XXX	XXX	---	---	---	---	XXX	XXX	XXX
81	HARTZELL, J.	1/-	---	---	---	XXX	---	---	---	---	---	---	---	---
98	HILL, Dominic	7/7	---	---	---	---	---	---	---	---	---	---	---	---
8	HINES, Elvis	12/12	START	START	START	START	START	START	START	START	START	START	START	START
53	HOAG, Alex	12/4	XXX	XXX	XXX	XXX	XXX	START	XXX	START	XXX	START	START	START
12	JAMES, Raymond	10/-	XXX	XXX	XXX	XXX	XXX	XXX	XXX	---	---	---	XXX	XXX
77	JOHNSON, Daniel	6/3	---	XXX	---	XXX	XXX	---	---	---	---	START	START	START
90	JONES, Buddha	11/5	START	START	START	START	START	---	XXX	XXX	XXX	XXX	XXX	XXX
87	JUNKER, Hayden	1/-	---	---	---	---	---	---	---	---	---	---	---	---
24	KNIGHT, Q.	10/9	START	START	START	START	START	START	START	START	XXX	START	---	---
28	LAWRENCE-BURKE	12/8	START	START	XXX	START	START	XXX	XXX	START	START	XXX	START	START
92	MAJETTE, Theo	12/10	START	START	START	START	START	---	---	---	---	---	---	---
2	MATTHEWS, Will	7/6	---	---	---	---	---	XXX	START	START	START	START	START	START
23	MCKOY, Isaiah	10/10	---	---	START	START	START	---	---	---	---	---	---	---
21	MILLER, Montre	7/-	---	XXX	XXX	XXX	XXX	---	---	---	---	XXX	XXX	XXX
67	MONNIN, Nathan	12/12	START	START	START	START	START	START	START	START	START	START	START	START
19	MUSOLINO, A.J.	11/-	XXX	XXX	XXX	XXX	XXX	XXX	XXX	---	---	XXX	XXX	XXX
20	NUNEZ, Mario	4/-	---	---	---	---	XXX	---	---	---	---	XXX	XXX	XXX

KENTST Games Played (as of Dec 08, 2019)
All games

#	PLAYER	GP-GS	KSU	ASU	AU	BGSU	WIS	AKRON	OHIO	MIAMI	TOLEDO	UB	BALL	EMU
13	ORR, Keenan	12/1	XXX	XXX	XXX	START	XXX	XXX	XXX	XXX	XXX	XXX	XXX	XXX
47	PALUMBO, Joey	12/-	XXX	XXX	XXX	XXX	XXX	XXX	XXX	XXX	XXX	XXX	XXX	XXX
7	PARKER, Jamal	12/12	START	START	START	START	START	START	START	START	START	START	START	START
19	PETERS, Akeem	12/6	XXX	START	START	START	START	START	START	START	START	START	START	START
4	PHILLIPS, C.	12/12	START	START	START	START	START	START	START	START	START	START	START	START
29	POKE, Ja'Shaun	10/-	XXX	XXX	---	XXX	XXX	XXX	XXX	XXX	---	XXX	XXX	XXX
41	PRICE, Jabbar	12/-	XXX	XXX	XXX	XXX	XXX	XXX	XXX	XXX	XXX	XXX	XXX	XXX
9	PRICE, Kavious	12/11	START	START	START	XXX	START	START	START	START	START	START	START	START
56	RATLIFF, Elijah	5/-	---	XXX	XXX	XXX	XXX	---	---	---	---	---	---	---
28	RAY, Jae/Vante	2/-	---	---	XXX	---	---	---	---	---	---	XXX	---	---
36	SALAAM, J.	8/4	---	---	---	XXX	---	XXX	XXX	START	START	XXX	START	START
36	SALAAM, Jarmiah	1/-	---	---	---	---	---	---	---	---	---	---	---	---
55	SAMS, Julian	11/11	START	START	START	START	START	START	START	---	---	---	---	---
45	SCHMIDT, John	2/-	XXX	---	---	---	---	---	---	---	---	---	---	---
33	SHAW, Jo-Ei	8/4	START	START	START	XXX	---	---	XXX	XXX	XXX	START	START	XXX
16	SHERALD JR., K.	12/11	START	START	START	START	START	START	START	---	---	---	---	---
50	SPEAR, S.	4/-	XXX	---	---	XXX	---	---	---	---	---	---	---	---
94	SUTORIUS, M.	1/-	---	---	---	---	---	---	---	---	---	---	---	---
11	TAYLOR, Pryse	2/-	XXX	---	---	---	---	---	---	---	---	---	---	---
57	TOURVILLE, Adam	10/-	XXX	XXX	XXX	XXX	---	---	---	---	---	---	---	---
95	TRICKETT, M.	12/-	XXX	XXX	XXX	XXX	XXX	XXX	XXX	XXX	XXX	XXX	XXX	XXX
27	VANCE, Isaac	12/-	XXX	XXX	XXX	XXX	XXX	XXX	XXX	XXX	XXX	XXX	XXX	XXX
72	VAUD, Jamil	4/2	START	START	---	---	---	---	---	---	---	---	---	---
54	WARNOCK, Nate	12/12	START	START	START	START	START	START	START	START	START	START	START	START
97	WEST, Zayin	12/10	START	START	START	START	START	START	START	---	---	---	---	---
73	WHALEY, Zach	4/-	---	---	---	---	---	---	---	---	---	---	---	---
22	WILLIAMS, J.	3/-	XXX	XXX	---	---	---	---	---	---	---	---	---	---
85	WILLIAMS, Mark	8/-	---	---	---	---	---	---	---	---	---	---	---	---
18	WILLIAMS, X.	10/1	XXX	XXX	XXX	XXX	START	---	---	---	---	---	---	---

GAME 13 VS UTAH STATE

KENTST Rushing/Receiving Game-by-Game (as of Dec 08, 2019)
All games

[illegible][illegible]

KENTST Team Game-by-Game (as of Dec 08, 2019)
All games

TEAM STATISTICS

		Rushing				Receiving				Passing				Kick Returns				Punt Returns				tot	
Date	Opponent	no.	yds	td	lg	no.	yds	td	lg	cmp	att	yds	td	lg	no.	yds	td	lg	no.	yds	td	lg	off
Sep 07	KSU	36	145	1	54	17	192	1	75	17	23-0	192	1	75	5	107	0	38	2	1	0	0	337
Aug 29	at Arizona State	40	120	0	26	12	80	1	21	12	22-40	80	1	21	5	143	0	47	4	25	0	20	200
Sep 14	at Auburn	32	92	0	26	18	229	2	53	18	36-0	229	2	53	1	7	0	7	0	0	0	0	321
Sep 21	BGSU	48	375	3	72	31	375	5	53	31	36-0	375	5	53	2	32	0	32	1	10	0	10	750
Oct 05	at Wisconsin	28	60	0	19	10	64	0	28	10	17-0	64	0	28	1	10	0	10	0	0	0	0	124
Oct 12	at AKRON	47	230	1	42	17	152	1	49	17	22-0	152	1	49	1	0	0	0	0	0	0	0	382
Oct 19	at Ohio	39	214	1	25	24	262	4	54	24	35-0	262	4	54	5	67	0	21	0	0	0	0	476
Oct 26	MIAMI	40	127	1	19	23	209	0	36	23	44-1	209	0	36	1	23	0	23	2	45	0	35	336
Nov 05	at TOLEDO	44	171	1	25	14	257	3	70	14	18-0	257	3	70	3	62	0	26	1	-1	0	0	428
Nov 14	UB	40	119	1	20	16	165	2	41	16	25-1	165	2	41	6	158	0	53	3	39	0	16	284
Nov 23	BALL	48	266	2	37	18	369	3	64	18	26-0	369	3	64	7	134	0	41	1	0	0	0	635
Nov 29	at Eastern Michigan	51	253	3	17	17	197	0	45	17	23-0	197	0	45	4	149	1	96	0	0	0	0	450
KENTST		493	2172	14	72	217	2551	22	75	217	329-2	2551	22	75	41	892	1	96	14	119	0	35	4723
		585	2992	32	54	194	2657	15	77	194	310-6	2657	15	77	33	626	0	43	14	39	0	14	5649

Games: 12 • Avg/rush: 4.4 • Avg/catch: 11.8 • Pass effic: 151.94 • KR avg: 21.8 • PR avg: 8.5 • All purpose avg/game: 479.6 • Total offense avg/qm: 393.6

		Tackles				Sacks	Fumble	Pass Defense				bldk	PAT Attempts				off	
Date	Opponent	ua	a	total	tfl-yds	no-yds	ff	fr-yds	int-yds	qbh	brd	kick	kick	rush	rcv	saf	t/o	pts
Sep 07	KSU	53	40	93	6.0-14	2.0-9	0	1-0	1-0	3	4	0	2-2	0	0	0	7	26
Aug 29	at Arizona State	48	18	66	7.0-26	5.0-24	1	1-0	0-0	0	1	0	1-1	0	0	0	0	7
Sep 14	at Auburn	61	14	75	5.0-23	2.0-19	1	0-0	0-0	0	0	0	1-1	0	0	0	0	16
Sep 21	BGSU	47	24	71	5.0-24	2.0-18	0	0-0	2-23	2	0	0	8-8	0	0	0	10	62
Oct 05	at Wisconsin	61	12	73	2.0-6	1.0-4	2	1-0	0-0	0	0	0	0-0	0	0	0	0	0
Oct 12	at AKRON	33	26	59	6.0-31	4.0-19	0	1-0	0-0	2	2	0	2-2	0	0	0	3	26
Oct 19	at Ohio	37	40	77	3.0-7	0.0-0	2	0-0	0-0	0	3	0	5-5	0	0	0	0	38
Oct 26	MIAMI	40	16	56	10.0-26	1.0-4	1	2-0	0-0	0	5	0	1-1	0	0	0	7	16
Nov 05	at TOLEDO	33	58	91	3.0-9	1.0-7	0	1-0	1-2	1	3	0	3-3	0	0	0	3	33
Nov 14	UB	38	40	78	3.0-7	0.0-0	0	1-0	0-0	3	7	1	3-3	0	0	0	3	30
Nov 23	BALL	52	40	92	4.0-19	2.0-16	1	1-0	0-0	0	5	0	5-5	0	0	0	0	41
Nov 29	at Eastern Michigan	34	42	76	4.0-11	1.0-3	0	0-0	2-0	1	0	1	4-4	0	0	0	7	34
KENTST		537	370	907	58.0-203	21.0-123	8	9-0	6-21	12	30	2	35-35	0	0	0	40	329
		524	342	866	107.0-387	38.0-182	12	9-14	2-18	27	32	2	43-46	0	0	0	27	373

		Punting									Field Goals				Kickoffs				
Date	Opponent	no.	yds	avg	long	bikld	tb	fc	50+	20	md-att	long	bikld	no.	yds	avg	tb	ob	
Sep 07	KSU	3	129	43.0	56	0	0	2	1	2	4-4	43	0	6	366	61.0	2	0	
Aug 29	at Arizona State	9	401	44.6	60	0	0	4	3	5	0-0	0	0	2	100	50.0	1	0	
Sep 14	at Auburn	7	306	43.7	54	0	1	3	3	2	1-2	21	0	4	135	33.8	0	0	
Sep 21	BGSU	2	85	42.5	51	0	1	1	1	1	2-3	42	0	11	675	61.4	7	0	
Oct 05	at Wisconsin	7	322	46.0	51	0	1	2	1	0	0-1	0	0	1	53	53.0	0	0	
Oct 12	at AKRON	2	68	34.0	43	0	0	0	0	1	4-4	45	0	7	438	62.6	2	0	
Oct 19	at Ohio	4	119	29.8	41	0	0	0	0	1	1-1	27	0	6	387	64.5	5	0	
Oct 26	MIAMI	7	311	44.4	62	0	0	1	1	2	3-4	42	1	3	187	62.3	1	1	
Nov 05	at TOLEDO	4	165	41.2	47	0	0	0	0	3	2-2	47	0	7	433	61.9	2	0	
Nov 14	UB	6	252	42.0	46	0	0	3	0	1	3-3	44	0	4	257	64.2	3	0	
Nov 23	BALL	4	206	51.5	76	0	1	1	1	2	2-2	22	0	8	375	46.9	1	0	
Nov 29	at Eastern Michigan	4	173	43.2	48	0	0	2	0	0	2-3	42	1	7	397	56.7	4	0	

**2019 SUPERLATIVES****KENTST Game Superlatives (as of Dec 08, 2019)
All games****INDIVIDUAL GAME HIGHS**

Rushes	25	MATTHEWS, Will at AKRON (Oct 12, 2019)
Yards Rushing	126	MATTHEWS, Will at AKRON (Oct 12, 2019)
TD Rushes	2	SHAW, Jo-El vs BGSU (Sep 21, 2019)
	2	CRUM, Dustin at Eastern Michigan (Nov 29, 2019)
Long Rush	72	BANGDA, Joachim vs BGSU (Sep 21, 2019)
Pass attempts	44	CRUM, Dustin vs MIAMI (Oct 26, 2019)
Pass completions	26	CRUM, Dustin vs BGSU (Sep 21, 2019)
Yards Passing	369	CRUM, Dustin vs BALL (Nov 23, 2019)
TD Passes	4	CRUM, Dustin at Ohio (Oct 19, 2019)
Long Pass	75	CRUM, Dustin vs KSU (Sep 07, 2019)
Receptions	8	CARRIGAN, Mike vs BALL (Nov 23, 2019)
Yards Receiving	178	CARRIGAN, Mike vs BALL (Nov 23, 2019)
TD Receptions	3	MCKOY, Isaiah vs BALL (Nov 23, 2019)
Long Reception	75	MCKOY, Isaiah vs KSU (Sep 07, 2019)
Field Goals	4	TRICKETT, M. vs KSU (Sep 07, 2019)
	4	TRICKETT, M. at AKRON (Oct 12, 2019)
Long Field Goal	47	TRICKETT, M. at TOLEDO (Nov 05, 2019)
Punts	9	ADAMS, Derek at Arizona State (Aug 29, 2019)
Punting Avg	51.5	ADAMS, Derek vs BALL (Nov 23, 2019)
Long Punt	76	ADAMS, Derek vs BALL (Nov 23, 2019)
Punts inside 20	5	ADAMS, Derek at Arizona State (Aug 29, 2019)
Long Punt Return	35	JAMES, Raymond vs MIAMI (Oct 26, 2019)
Long Kickoff Return	96	PARKER, Jamal at Eastern Michigan (Nov 29, 2019)
Tackles	15	BAHR, Matt vs KSU (Sep 07, 2019)
	15	LAWRENCE-BURKE at TOLEDO (Nov 05, 2019)
Sacks	2.0	MAJETTE, Theo at Arizona State (Aug 29, 2019)
	2.0	GAMBLE, Kesean at AKRON (Oct 12, 2019)
Tackles For Loss	3.0	HILL, Dominic vs MIAMI (Oct 26, 2019)
Interceptions	2	PARKER, Jamal vs BGSU (Sep 21, 2019)
	2	SHERALD JR., K. at Eastern Michigan (Nov 29, 2019)

FLASHES IN THE PROS

Kalil Morris was the most recent Golden Flash to appear in an NFL camp with the Baltimore Ravens. Prior to the 2018 NFL season, recent Kent State graduates **Jon Cunningham** (Falcons), **Nate Holley** (Rams) and **Nick Holley** (Rams) joined training camps. In 2017, NFL regular season rosters included **Roosevelt Nix** and **James Harrison** of the Pittsburgh Steelers. Nix converted from defensive line to fullback and made his first Pro Bowl, while Harrison is a former NFL Defensive Player of the Year. Also making a position switch was going from quarterback to receiver was **Julian Edelman**, who helped the New England Patriots win a Super Bowl. Edelman is now a three-time Super Bowl Champion after being named Super Bowl XLIII MVP and leading the Patriots to a win over the Los Angeles Rams. **Josh Kline** (Titans) and **Brian Winters** (Jets) made up the left side of Kent State's offensive in 2011 and 2012. **Antonio Gates** (Chargers) played only a spring season of football at Kent State, but was a standout basketball player. **Nate Holley was just named the Rookie of the Year for the Calgary Stampeders of the CFL.** **Rico Murray** (Hamilton) is also currently playing in the CFL.

FLASHES IN THE COACHING RANKS

Two players from Don James' 1972 squad (he himself a member of the College Football Hall of Fame) have gone on to find great coaching success of their own. Current Alabama head coach **Nick Saban** (defensive back, 1970-73) won a national championship with LSU in 2003 and five more with Alabama, while **Gary Pinkel** (tight end, 1971-73) directed Missouri to a school-record 12 victories in 2007, finishing the season fourth in the final Associated Press poll after being ranked No. 1 earlier in the year. **Dan Dorazio**, who was a student assistant under James, has coached for over 40 years in the CFL. Furthermore, **Bob Stoops** — who led Oklahoma to the 2000 national title — got his full-time coaching start as an assistant at Kent State in 1988. In addition to College Football Hall of Fame inductee **Lou Holtz**, the list also includes former head coach **Glen Mason** (1986-87), who went on to find success at Minnesota, **Dean Pees** (head coach, 1998-03) currently defensive coordinators with the Tennessee Titans, and **Dom Capers** (graduate assistant, 1972-74) who recently retired as Green Bay Packers defensive coordinator. Capers also worked under James.



THE LAST TIME IT HAPPENED

KENT STATE

Rushing

Had 400 or more yards: at Western Michigan, 1988 (405)
Had 300 or more yards: vs Bowling Green, 2019 (375)
Had 70 or more rushing attempts: at Western Michigan, 1988 (86)
Had 60 or more rushing attempts: vs. Delaware State, 2015 (65)
Had 50 or more rushing attempts: at Eastern Michigan, 2019 (51)
Had 6 or more rush TDS: vs Howard, 2018 (6)
Had 5 or more rush TDS: at Miami, 2012 (5)
Had 4 or more rush TDS: at Buffalo, 2016 (4)
Had 2 players with 100 rush yards in a game: vs. Bowling Green, 2019
(Joachim Bangda – 114 yards; Jo-EI Shaw – 109 yards)

Passing

Had 500 or more yards: vs. UCF, 1997 (551)
Had 400 or more yards: at UCF, 2004 (426)
Had 300 or more yards: vs. Ball State, 2019 (369)
Had 40 or more pass attempts: vs. Miami, 2019 (44)
Had 30 or more pass attempts: at Ohio, 2019 (35)
Had 25 or more pass completions: vs Bowling Green, 2019 (31)
Had 20 or more pass completions: vs Miami, 2019 (23)
Had 5 passing TDS: vs. Bowling Green, 2019 (5)
Had 4 passing TDS: vs. Ohio, 2019 (4)
Had 3 passing TDS: vs Ball State, 2019 (3)
Had 5 passes intercepted: at Ohio, 2005 (6)
Had 4 passes intercepted: at Bowling Green, 2014 (4)
Had 3 passes intercepted: at Bowling Green, 2017 (3)

Receiving

Had 2 players with 100 receiving yards in a game: vs Ball St, 2019
(Mike Carrigan – 178 yards, Isaiah McCoy – 159 yards)
Had a player with 150+ receiving yards in a game:
vs. Ball State, 2019 (Mike Carrigan – 178 yards)

Combination Offense

Had a 200-yard passer and a 100-yard rusher in a game: vs Ball St
2019 (Dustin Crum: 369 Passing 101 rush)
Had a 100-yard receiver & 100-yard rusher in game: vs. Ball St, 2019
(Mike Carrigan, 178 rec., Dustin Crum: 101 yards rush)

Total Offense

Had 600 or more yards total offense: vs. Ball St, 2019 (635)
Had 500 or more yards total offense: Howard, 2018 (511)
Had 400 or more yards total offense: at EMU, 2019 (450)
Had 90 or more plays total offense: vs. Delaware State, 2015 (91)
Had 80 or more plays total offense: Miami, 2019 (84)

Scoring

Scored 60 or more points: vs. Bowling Green, 2019 (62)
Scored 50 or more points: vs. Howard, 2018 (54)
Scored 40 or more points: vs Ball State (41)
Scored 30 or more points: at Eastern Michigan, 2019 (34)
Scored 28 points in a quarter: at Miami, 2008 (28, 2nd)
Allowed 60 or more points: at Penn State, 2018 (63)
Allowed 50 or more points: at Auburn, 2019 (55)
Allowed 40 or more points: at Ohio, 2019 (48)
Allowed 30 or more points: at Toledo, 2019 (35)
Was held scoreless at home: vs. Bowling Green, 2015 (0-48)
Was held scoreless on the road: at Wisconsin, 2019 (0-48)
Was held scoreless at a neutral site: vs. BC, 2008, (0-21)
Held opponent scoreless: vs. Coastal Carolina, 2009 (18-0)
Held opponent scoreless on the road: at EMU, 1974 (13-0)
Held opponent scoreless at neutral site: N/A
Held 2 opponents scoreless in a season: 1963
at Toledo (20-0); vs. Dayton (23-0)
Held 3 opponents scoreless in a season: 1958
at Xavier (6-0); vs. Marshall (24-0); vs. Toledo (32-0)
Held 4 opponents scoreless in a season: 1948
at Mount Union (18-0); vs. Wooster (39-0); at Central Michigan (28-0); at Akron (31-0)
Held 5 opponents scoreless in a season: 1940
vs. Bluffton (37-0); vs. Assumption (26-0); vs. Mount Union (26-0); vs. Hiram (26-0); at Findlay (13-0)
Held 6 opponents scoreless in a season: 1940
vs. Bluffton (37-0); vs. Assumption (26-0); vs. Mount Union (26-0); vs. Hiram (26-0); at Findlay (13-0); at BGSU (13-0)
Had multiple players with multiple TDs in a game: vs. EMU, 2012 (Trayon Durham – 2 rushing, Dri Archer - 3, 1 rushing, 1 receiving and 1 kick return)

Turnovers

Did not commit a turnover: vs. Ball State 2019
Committed 5 or more turnovers: at Bowling Green, 2014 (5)
Committed 4 or more fumbles lost: at Boston College, 2010 (5)
Committed 3 or more fumbles lost: vs. Delaware State, 2015 (3)
Recorded 6 or more takeaways: at Rutgers, 2012 (7)
Recorded 5 or more takeaways: at Rutgers, 2012 (7)
Returned 2 or more interceptions for TDs: N/A
Returned an interception for a TD: vs. Buffalo, 2015
(Demetrius Monday – 69 yards)
Returned a fumble for a TD: vs. Eastern Michigan, 2018
(Jamal Parker – 16 yards)

Defense

Held opponent to 50 or fewer rushing yards: vs. Delaware State, 2015 (-38)
Held opponent to 100 or fewer passing yards: vs. Akron, 2017 (69)
Held opponent to 300 or fewer yards total offense: vs Akron, 2019 (297)
Held opponent to 200 or fewer yards total offense: at Akron, 2017 (191)
Intercepted 5 or more passes: at Rutgers, 2012 (6)
Intercepted 4 or more passes: vs. Miami, 2015 (4)
Intercepted 3 or more passes: at Central Michigan, 2016 (3)
Scored a safety: vs Howard, 2018
Scored two safeties in a game: vs. Coastal Carolina, 2009 (2)
Scored two defensive touchdowns in a game: vs. Akron 2010
Recorded 9 or more sacks: vs. Ohio, 1994 (9)
Recorded 8 or more sacks: vs. Ohio, 2012 (8)
Recorded 7 or more sacks: vs. Ohio, 2012 (8)
Recorded 6 or more sacks: vs. Akron, 2015 (6)
Recorded 5 or more sacks: at Arizona State, 2019 (5)
Held opponent to 10 or fewer first downs: vs. Delaware State, 2015 (1)
Had three players with 10 or more tackles: vs. Buffalo, 2019
(Nick Faulkner, Cepeda Phillips, Keith Sherald Jr.)

Special Teams

Returned a punt for a TD: vs. Akron, 2004
(Darrell Dowery Jr., - 66 yards)
Returned two punts for a TD: vs. Toledo, 1989
(Shawn Barnes, 62 yards & Andre Palmer, 62 yards)
Returned a blocked punt for a TD: vs. Temple, 2010
(Sam Kirkland – 0 yards)
Returned a blocked field goal for a TD: vs. Bowling Green, 2009
(Quinton Rainey – 82 yards)
Returned a kickoff for a TD: at Eastern Michigan, 2019
(Jamal Parker – 96 yards)
Blocked a punt: Buffalo, 2019
(Jeremiah Salaam)
Blocked two punts: vs. Temple, 2010
(Sam Kirkland, Howard Bowens)
Punted 10 or more times: at Buffalo, 2018 (10)
Did not punt: N/A
Blocked a field goal: at Ole Miss, 2018
(Kalil Morris)
Had a field goal blocked: vs. Miami, 2019
Blocked both a punt and field goal: at Ohio, 2011
Blocked a PAT kick: at Buffalo, 2018
(Kalil Morris)
Scored on a blocked PAT attempt: N/A
Scored a defensive two-point conversion: vs. SE Missouri State, 2005
Missed a kicking PAT: at Miami, 2018
Had a kicking PAT blocked: vs. Army, 2014
Had a punt blocked: vs. Buffalo, 2017
Converted a fake punt: at Arizona State, 2019

Miscellaneous

Had 30 or more 1st downs: vs. Bowling Green, 2019 (34)
Had 20 or more 1st downs: vs. at Eastern Michigan, 2019 (25)
Was not penalized: at Alabama, 2016
Had 10 or more penalties: vs. Miami, 2019 (12)
Had 120 or more yards in penalties: at Ball State, 2018 (142)
Had 35 minutes or more of possession time: vs. CMU, 2016 (37:22)
Was involved in a tie game: at Ohio, 1995 (28-28)
Was involved in an overtime game: vs. Kennesaw State, 2019
(W, 26-23 OT)

KENT STATE INDIVIDUAL

Rushing

300 or more yards: Astron Whatley at Eastern Michigan, 1997 (373)
250 or more yards: Charles Chatman vs. Central Michigan, 1997 (257)
200 or more yards: Nick Holley at Buffalo, 2016 (224)
175 or more yards: Nick Holley at Buffalo, 2016 (224)
100 or more yards: Will Matthews at Akron, 2019 (126)
QB rushed for 100 or more yards: Dustin Crum vs Ball State 2019 (101)
Rushed 30 or more times: Jo-EI Shaw vs Eastern Michigan (31)
Rushed 25 or more times: Will Matthews at Akron (25)
Rushed for 4 or more TDs: Nick Holley at Buffalo, 2016 (4)
Rushed for 3 or more TDs: Jo-EI Shaw vs Howard, 2018 (3)
Rushed for 2 or more TDs: Jo-EI Shaw at Bowling Green, 2018 (2)
Had a run of 80 yards or more: George Bolas vs. Northern Illinois, 2016 (85)
Had a run of 70 yards or more: Joachim Bangda vs. Bowling Green, 2019 (72)
Had a run of 60 yards or more: Justin Rankin vs Howard, 2018 (61)
Had a run of 50 yards or more: Jo-EI Shaw vs Kennesaw State, 2019 (54)

Passing

Passed for 500 or more yards: Jose Davis vs. UCF, 1997 (551)
Passed for 400 or more yards: Jose Davis vs. UCF, 1997 (551)
Passed for 300 or more yards: Dustin Crum vs. Ball State, 2019 (369)
Attempted 50 or more passes: Spencer Keith at Akron, 2009 (59)
Attempted 40 or more passes: Dustin Crum vs. Miami, 2019 (44)
Attempted 30 or more passes: Dustin Crum at Ohio, 2019 (35)
Completed 20 or more passes: Dustin Crum vs. Miami, 2019 (23)
Threw 5 or more TDs: Joshua Cribbs at UCF, 2004 (5)
Threw 4 or more TDs: Dustin Crum at Ohio, 2019 (4)
Threw 5 or more interceptions: Michael Machen at Ohio, 2005 (5)
Threw 4 or more interceptions: Colin Reardon at Bowling Green, 2014 (4)
Threw 3 or more interceptions: Colin Reardon at Illinois, 2015 (3)
Comp. a pass of 80 yards or more: George Bolas vs. Miami 2017 (84)
Comp. a pass of 70 yards or more: Dustin Crum at Toledo, 2019 (70)
Comp. a pass of 60 yards or more: Dustin Crum vs. Toledo, 2018 (60)
Comp. a pass of 50 yards or more: Dustin Crum vs Ball St, 2019 (51)

Receiving

Caught 15 or more passes: Eugene Baker vs. UCF, 1997 (15)
Caught 10 or more passes: Isaiah McCoy at Ball State, 2018 (10)
Caught 7 or more passes: Mike Carrigan, 2019 (8)
Had 200 or more yards receiving: Najah Pruden at Ohio, 2005 (200)
Had 175 or more yards receiving: Mike Carrigan vs. Ball State, 2019 (178)
Had 150 or more yards receiving: Isaiah McCoy vs. Ball State 2019 (159)
Had 100 or more yards receiving: Isaiah McCoy vs. Kennesaw State, 2019 (125)
Caught 3 or more TDs: Isaiah McCoy vs. Ball St 2019 (3)
Caught 2 or more TDs: Mike Carrigan, at Ohio, 2019 (2)

Total Offense

500 or more yards total offense: Jose Davis vs. UCF, 1997 (534)
400 or more yards total offense: Dustin Crum vs. Ball St, 2019 (470)
100 yards both passing and rushing: Dustin Crum vs. Ball State, 2019,
(369 passing, 101 rushing)

Scoring

4 or more touchdowns: Dustin Crum vs Ball State 2019 (3 passing, 1 rushing)
3 or more touchdowns: Jo-EI Shaw at Bowling Green, 2018
(2 rushing, 1 receiving)

Defense

Intercepted 3 or more passes: Brian Lainhart vs. Akron, 2008 (3)
Intercepted 2 or more passes: Keith Sherald Jr. at EMU, 2019 (2)
Recovered 3 or more fumbles: N/A
Recovered 2 or more fumbles: Luke Batton vs. Western Michigan, 2012 (2)
Recorded 15 or more tackles: Mandela Lawrence-Burke at Toledo, 2019 (15)
Recorded 2 or more sacks: Kesean Gamble at Akron, 2019 (2.0)

Special Teams

15 or more points kicking: Anthony Melchiori vs. Army, 2014 (15)
10 or more points kicking: Matthew Trickett vs Buffalo, 2019 (12)
Kicked 5 or more field goals: N/A
Kicked 4 or more field goals: Matthew Trickett at Akron, 2019 (4)
Kicked 2 field goals of 50 or more yards: N/A
Kicked a field goal of 50 or more yards: Nate Reed vs. Central Michigan 2007 (52)
Kicked a punt 70 or more yards: Derek Adams vs. Ball St, 2019 (76)
Kicked a punt 60 or more yards: Derek Adams vs. Miami, 2019 (62)
Punted 10 or more times: Matthew Trickett at Penn State, 2018 (11)
Totaled 175 or more kick return yards: Shawn Bayes vs. Northern Illinois, 2008 (177)
Totaled 100 or more kick return yards: Jamal Parker at Arizona State, 2019 (118)
Returned a failed PAT attempt for defensive two-point conversion:
Andre Kirkland vs. SE Missouri State, 2005 (interception)



THE LAST TIME IT HAPPENED

OPPONENT

Rushing

Had 400 or more yards: Auburn, 2019 (467)
 Had 300 or more yards: Wisconsin, 2019 (348)
 Had 50 or more rushing attempts: Ball State, 2019 (59)
 Had 5 or more rush TDs: Wisconsin, 2019 (5)
 Had 4 or more rush TDs: Ball State, 2019 (4)
 Had 2 or more players with 100 rush yards in a game: Auburn, 2019 (JaTarvious Whitlow – 135 yards, Shaun Shivers – 102 yards, Joey Gatewood – 102 yards.)

Passing

Had 400 or more yards: Ball State, 2018 (446)
 Had 300 or more yards: Eastern Michigan, 2019 (386)
 Had 60 or more pass attempts: Bowling Green, 2009 (63)
 Had 50 or more pass attempts: Ball State, 2018 (52)
 Had 40 or more pass attempts: Ball State, 2018 (52)
 Had 30 or more pass completions: Ball State, 2018 (32)
 Had 5 or more passing TDs: Bowling Green, 2015 (5)
 Had 4 or more passing TDs: Ball State, 2018 (4)
 Had 3 or more passing TDs: Eastern Michigan, 2019 (3)

Receiving

Had 2 players with 100 receiving yards in a game:
 Eastern Michigan, 2019
 (Arthur Jackson – 129 yards, Line Latu – 108 yards)

Total Offense

Had 600 or more yards total offense: Auburn, 2019 (633)
 Had 500 or more yards total offense: Eastern Michigan, 2019 (509)
 Had 400 or more yards total offense: Toledo, 2019 (483)
 Had 80 or more plays: Ball State, 2019 (84)
 Had 75 or more plays: Toledo, 2019 (77)

Scoring

Scored 60 or more points: Penn State, 2018 (63)
 Scored 50 or more points: Auburn, 2019 (55)
 Scored 40 or more points: Ohio, 2019 (45)
 Scored 30 or more points: Ball St, 2019 (38)
 Scored a 2-point conversion: Bowling Green, 2018

Turnovers

Did not commit a turnover: Ohio, 2019
 Had 3 or more fumbles lost: Ohio, 2018 (3)
 Intercepted 5 or more passes: Ohio, 2005 (6)
 Intercepted 4 or more passes: Temple, 2007 (4)
 Intercepted 3 or more passes: Bowling Green, 2017 (3)
 Returned an INT for a TD: Toledo, 2018 (31 yards)
 Returned a fumble for a TD: Akron, 2017

Defense

Held Kent State to 10 or fewer 1st downs: Wisconsin, 2019 (10)
 Scored a safety: Western Michigan, 2016
 Held Kent State to 50 or fewer rushing yards: Penn State, 2018 (41)
 Held Kent State to 200 or fewer passing yards: Buffalo, 2019 (165)
 Held Kent State to 100 or fewer passing yards: Wisconsin, 2019 (64)
 Held Kent State to 300 or fewer yards total offense: Buffalo, 2019 (284)
 Held Kent State to 200 or fewer yards total offense: Wisconsin, 2019 (124)

Special Teams

Returned a punt for a TD: Toledo, 2018 (Diontae Johnson – 83 yards)
 Returned a blocked punt for a TD: Miami, 2010 (Evan Harris – 18 yards)
 Returned a kickoff for a TD: CMU, 2015 (Jarrod Davis – 98 yards)
 Punted 10 or more times: Marshall, 2015 (12)
 Did not punt: Ohio State, 2002
 Missed a kicking PAT: Wisconsin, 2019

Miscellaneous

Had 30 or more 1st downs: Toledo, 2019 (30)
 Had 20 or more 1st downs: Eastern Michigan, 2019 (23)
 Had 10 or more penalties: Miami, 2019 (11)
 Had 100 or more yards in penalties: Miami, 2019 (101)
 Had 35 minutes or more of possession time: Buffalo, 2019 (36:28)
 Had one 100-yard receiver and one 100-yard rusher: Arizona State, 2019 (Eno Benjamin – 102 rushing, Brandon Aiyuk – 140 receiving)

OPPONENT INDIVIDUAL

Rushing

Rushed for 300 or more yards: N/A
 Rushed for 200 or more yards: Cameron Singily, Northern Illinois 2013 (266)
 Rushed for 150 or more yards: Caleb Huntley, Ball State, 2019 (195)
 Rushed for 100 or more yards: Jaret Patterson, Buffalo, 2019 (141)
 Rushed 40 or more times: Michael Turner, Northern Illinois, 2002 (40)
 Rushed 30 or more times: Caleb Huntley, Ball State, 2019 (30)
 Rushed 25 or more times: Shakif Seymour, Toledo, 2019 (28)
 Rushed for 5 or more TDs: N/A
 Rushed for 4 or more TDs: Jonathan Taylor, Wisconsin, 2019 (4)
 Rushed for 3 or more TDs: Ian Eriksen, Eastern Michigan, 2018 (3)
 Rushed for 2 or more TDs: Caleb Huntley, Ball State, 2019 (2)
 Had a run of 80 yards or more: Josh Cleveland, Bowling Green, 2016 (85)
 Had a run of 70 yards or more: Jarvion Franklin, Western Michigan, 2017 (72)
 Had a run of 60 yards or more: Jaret Patterson, Buffalo, 2018 (64)
 Had a run of 50 yards or more: Caleb Huntley, Ball State, 2019 (54)

Passing

Passed for 500 or more yards: Tyler Sheehan, Bowling Green, 2009 (505)
 Passed for 400 or more yards: Riley Neal, Ball State, 2018 (404)
 Passed for 300 or more yards: Mike Glass, Eastern Michigan, 2019 (378)
 Attempted 60 or more passes: Tyler Sheehan, Bowling Green, 2009 (63)
 Attempted 50 or more passes: Riley Neal, Ball State, 2018 (50)
 Attempted 40 or more passes: Riley Neal, Ball State, 2018 (50)
 Completed 30 or more passes: Riley Neal, Ball State, 2018 (30)
 Completed 20 or more passes: Jarret Doege, Bowling Green, 2018 (20)
 Threw 5 or more TDs: Matt Johnson, Bowling Green, 2015 (5)
 Threw 4 or more TDs: Riley Neal, Ball State, 2018 (4)
 Threw 3 or more TDs: Mike Glass, Eastern Michigan, 2019 (3)
 Completed a pass of 90 yards or more: Sean Clifford, Penn State, 2018 (95)
 Completed a pass of 80 yards or more: Sean Clifford, Penn State, 2018 (95)
 Completed a pass of 70 yards or more: Jayden Daniels, Arizona State, 2019 (77)
 Completed a pass of 60 yards or more: Jayden Daniels, Arizona State, 2019 (77)
 Completed a pass of 50 yards or more: Mike Glass, Eastern Michigan, 2019 (54)

Receiving

Caught 10 or more passes: Riley Miller, Ball State, 2018 (11)
 Caught 7 or more passes: Line Latu, Eastern Michigan, 2019 (9)
 Had 200 or more yards receiving: Riley Miller, Ball State, 2018 (208)
 Had 150 or more yards receiving: Riley Miller, Ball State, 2018 (208)
 Had 100 or more yards receiving: Arthur Jackson (129), Line Latu (108), Eastern Michigan, 2019
 Caught 3 or more TD passes: Freddie Barnes, Bowling Green, 2009 (3)
 Caught 2 or more TD passes: Leroy Hill, North Carolina A&T, 2016, (2)

Scoring

Accounted for 5 or more TDs:
 Jonathan Taylor, Wisconsin, 2019 (4 rushing, 1 receiving)
 Accounted for 3 or more TDs:
 Mike Glass, Eastern Michigan, 2019 (3 passing)

Defense

Intercepted 3 or more passes: Janssen Patton, Bowling Green, 2000 (3)
 Intercepted 2 or more passes: Richard King, Army, 2010 (2)
 Recorded 3 or more sacks: Zack Baun, Wisconsin, 2019 (3.0)
 Recorded 2 or more sacks: Chris Orr/Jack Sanborn, Wisconsin, 2019 (2.0/2.0)

Special Teams

Kicked 4 or more field goals: Nate Freese, Boston College, 2010 (4)
 Kicked a field goal 50 or more yards: Chase McLaughlin, Illinois, 2018 (50)
 Kicked a punt 70 or more yards: Michael Turk, Arizona State, 2019 (77)
 Kicked a punt 65 or more yards: Michael Turk, Arizona State, 2019 (77)
 Kicked a punt 60 or more yards: Michael Turk, Arizona State, 2019 (77)
 Punted 10 or more times: Tyler Williams, Marshall, 2015 (12)
 Totaled 175 or more kick return yards: Jarrod Davis, Central Michigan, 2017 (206)
 Totaled 100 or more kick return yards: Jarrod Davis, Central Michigan, 2017 (206)

LONGEST PLAYS

Longest Run From Scrimmage

1.	99*#	Lou Mariano vs. Western Reserve	10/1/54
2.	96*	Larry Blackman vs. Toledo	11/17/73
3.	93*	Tim Starks vs. Northern Illinois	9/24/83

Longest Pass Play

1.	98*#	Jose Davis to Eugene Baker vs. UCF	10/4/97
2.	97*	Joshua Cribbs to Najah Pruden vs. Marshall	10/11/03
3.	85*	Spencer Keith to Matt Hurdle vs. Central Michigan	11/4/11

Longest Kickoff Return

1.	100*#	Dri Archer vs. Northern Illinois	10/5/13
	100*#	Norman Warren vs. Eastern Kentucky	9/18/79
3.	99*	Dri Archer vs. Ball State	9/29/12
4.	98*	Dri Archer vs. Eastern Michigan	10/6/12
	98*	Dri Archer vs. Towson	8/30/12
	98*	Derrick Samuels vs. Northern Illinois	9/18/82
	98*	Orin Richburg vs. Buffalo	9/16/67

Longest Punt Return

1.	87*	Gerald Tinker vs. Toledo	11/17/73
2.	86*	Fred Gissendanerer vs. Bowling Green	10/23/65
3.	80*	Dan Watkins vs. Akron	10/26/74

Longest Interception Return

1.	99*	Jack Williams at Iowa	9/4/04
2.	97*	Jay Littlepage vs. Marietta	1933
3.	80*	Alonzo Curry vs. Miami	11/11/72
4.	75*	Shawn Armstead vs. Buffalo	10/26/02

Longest Punt

1.	99	Charles Kilbourne vs. John Carroll	1929
2.	80	Matt Rinehart vs. Western Michigan	10/31/09
3.	77	Derek Adams vs. Akron	10/20/18
	77	Jim Posipanka vs. Ball State	9/24/77
5.	76	Derek Adams vs. Ball State	11/23/19
	76	Jack Mancos vs. Morris Harvey	10/20/51

Longest Field Goal

1.	52	Nate Reed vs. Central Michigan	10/27/07
2.	51	Paul Marchese vs. Bowling Green	10/15/77
3.	50	Joe Romano vs. Navy	11/22/97
4.	49	Matthew Trickett vs. Ohio	10/6/18
	49	Freddy Cortez vs. Eastern Michigan	11/19/11
	49	Dave Pavich vs. Northern Illinois	10/13/01
	49	Dave Pavich vs. Central Michigan	10/7/00
	49	Joe Romano vs. Bowling Green	11/1/97
	49	John Manson vs. Eastern Michigan	9/28/74

* Touchdown play / # MAC record / \$ NCAA Record

LARGEST HOME CROWDS

No.	Attend	Opponent	Date
1.	27,363	Miami	Nov. 10, 1973
2.	25,186	Akron	Sept. 23, 2004
3.	25,137	Bowling Green	Oct. 13, 1973
4.	24,221	Akron	Oct. 9, 2010
5.	23,158	Youngstown State	Sept. 14, 1996
6.	23,102	Miami	Oct. 2, 1982
7.	23,064	Akron	Sept. 10, 1988
8.	22,758	Bowling Green	Sept. 7, 2013
9.	22,645	Ball State	Oct. 8, 1988
10.	22,013	Akron	Sept. 30, 2006

KENT STATE OVERTIME GAMES

10/7/00	at Central Michigan	W, 24-21 (2ot)
11/4/00	at Buffalo	L, 17-20
10/18/03	Connecticut	L, 31-34
9/9/06	at Army	L, 14-17
11/24/07	Buffalo	L, 23-30
10/4/08	Akron	L, 27-30 (2ot)
11/30/12	vs. Northern Illinois	L, 37-44 (2ot)
9/26/15	Marshall	L, 29-36 (2ot)
9/10/16	North Carolina A&T	L, 36-33 (4ot)
10/20/18	Akron	L, 23-24
9/7/19	Kennesaw State	W, 26-23



**Sean
LEWIS**

Head Coach • 2nd Season (Wisconsin)

He recorded his first career win in the home opener with a 54-14 triumph against Howard. Kent State posted more than 50 points for the first time since 2008 and the first time at Dix Stadium since 2004. Lewis also guided the Flashes to a road victory over Bowling Green, the first since 2012, in his return to the school where he served as co-offensive coordinator.

Sean Lewis became Kent State University's 22nd head football coach on Dec. 21, 2017. He is entering his second season as head coach and remains the youngest coach in the Football Bowl Subdivision (FBS) at 33 years old.

In his first season at Kent State, Lewis engineered a drastic offensive improvement from the previous season. The 2018 campaign saw the Flashes improve in scoring offense by 11.2 points per game and 108.4 yards per game.

Lewis brought an extensive coaching résumé to Kent State and has been one of the fastest-rising coaches in the nation over the last decade. He came to the Golden Flashes after serving as the co-offensive coordinator and quarterbacks coach under Dino Babers at Syracuse. Lewis' background stretches from his four-year playing career at the University of Wisconsin under Barry Alvarez, to winning the 2015 MAC Championship as the co-offensive coordinator at Bowling Green.

That ascension led Lewis to becoming the youngest Football Bowl Subdivision (FBS) head coach in the nation at the age of 31. That distinction was previously held by the University of Oklahoma's Lincoln Riley at age 34.

Lewis spent his previous six seasons alongside head coach Babers at Syracuse (2016-17), Bowling Green (2014-15) and Eastern Illinois (2012-13).

During Lewis' first season with the Orange in 2016, its offense set or tied over 40 program records including most passing yards in a season (3,855). Syracuse quarterbacks ranked 11th in the nation in passing. Its 5,290 yards of total offense were the second most in program history.

In 2015, Bowling Green ranked fourth in the nation in total offense (546.8) and sixth in scoring offense (42.2 ypg). Lewis served as co-offensive coordinator and quarterbacks coach for Matt Johnson, that season's MAC Offensive Player of the Year. Johnson finished second in the nation in both passing yards (4,946) and touchdowns (46). All-American wide receiver Roger Lewis finished second in the nation in receiving yards (1,544) and third in touchdown catches (16). One year earlier, the Falcons won a MAC East title and the Camellia Bowl.

Lewis earned a bachelor's degree from Wisconsin in agricultural sciences in 2007. He and his wife, Sarah, have a son, Rory.

IN THE BOOTH



Tom Kaufman
Defensive Coordinator



Macky MacPherson
Running Backs



Andrew Sowder
Offensive Coordinator



Will Windham
Safeties

ASSISTANT COACHES

ON THE FIELD



Zac Barton
Special Teams



Joe Coniglio
Outside Linebackers



Justin Hood
Secondary



Colin Ferrell
Defensive Line



Matthew Middleton
Wide Receivers



Bill O'Boyle
Offensive Line