



2017-18 Game Notes

2017-18 KENT STATE MEN'S BASKETBALL SCHEDULE

NOVEMBER

11/11	Youngstown State	W, 111-78
11/16	OHIO CHRISTIAN	W, 90-45
11/19	MISSISSIPPI VALLEY STATE	W, 80-67
11/21	SOUTHEASTERN LOUISIANA	L, 70-66
11/24	Valparaiso	L, 77-67
11/25	Loyola Chicago	L, 75-60
11/29	Norfolk State	W, 79-70

DECEMBER

12/2	CLEVELAND STATE	W, 72-62
12/6	#13 Xavier	L, 96-71
12/9	Wright State	L, 63-54
12/18	NORTHEASTERN	L, 81-69
12/21	OREGON STATE	W, 79-78
12/28	Albany	L, 78-68

JANUARY

1/2	Northern Illinois*	L, 75-61
1/6	CENTRAL MICHIGAN*	W, 85-69
1/9	Miami*	L, 80-69
1/12	OHIO*	W, 70-69
1/16	WESTERN MICHIGAN*	W, 73-71
1/20	Toledo*	L, 72-65
1/23	BALL STATE*	W, 88-80 (OT)
1/27	Central Michigan*	W, 84-76
1/30	BUFFALO*	W, 82-79

FEBRUARY

2/3	Bowling Green*	L, 70-62
2/6	EASTERN MICHIGAN*	L, 71-67
2/9	Ball State*	L, 87-68
2/13	Buffalo*	L, 84-72
2/17	AKRON*	W, 78-68
2/20	Ohio*	L, 88-76
2/24	BOWLING GREEN*	W, 64-63
2/27	MIAMI*	W, 90-83 (OT)

MARCH

3/2	Akron*	L, 67-65
-----	--------	----------

MID-AMERICAN CONFERENCE TOURNAMENT

Mar. 5	NORTHERN ILLINOIS^	7:00 p.m.
Mar. 7-10	MAC Tournament Championship+	

BOLD CAPS INDICATES HOME GAME

*Indicates Mid-American Conference game

^ First round games played on campus sites

+ Games played at Quicken Loans Arena in Cleveland, Ohio

Kent State



Golden Flashes

Record: 15-15, 9-8 MAC
Conference: Mid-American
Head Coach: Rob Senderoff (7th season)
Record at KSU: 137-97
Career Record: Same

Northern Illinois



Huskies

Record: 13-18, 6-12 MAC
Conference: Mid-American
Head Coach: Mark Montgomery (7th Season)
Record at NIU: 88-132
Career Record: Same

Media Information

Tip-Off: 7:00 p.m.

TV: ESPN3
 Ty Linder (Play-By-Play)
 Tanner Castora (Analyst)

Radio: Kent State IMG Sports
 Network - AM 640 WHLO
 Jacob Pavilack (Play-By-Play)

Available on iHeart Radio App

Flash Facts

- The Kent State men's basketball team embarks in postseason play on Tuesday, March 6th when it hosts Northern Illinois in the first round of the MAC Tournament at 7 p.m. at the M.A.C. Center.
- Kent State is the #5 seed in this year's tournament a year after winning the tournament as the #6 seed.
- The Flashes had a chance at a MAC Tournament bye since Northern Illinois beat Ball State and Eastern Michigan defeated Toledo, but KSU fell on the road to Akron on Friday, 67-65.
- This is only the second meeting in the MAC Tournament between the two programs. Kent State won a first round game, 64-61, in 2009 in Cleveland. Kent State is 3-2 in first round games.
- The Golden Flashes have a 38-39 all-time record in the MAC Tournament.
- Kent State is 36-19 all time against Northern Illinois and 20-6 at home.
- Head coach Rob Senderoff is 6-3 against the Huskies since taking over the program in 2011-12.
- Kent State is 12-3 at home this season, a 13th home win would be the most since 2015-16.
- Northern Illinois won the only prior meeting this season, 75-61, in DeKalb on January 2nd.
- The Flashes are coming off a road setback, 67-65, against Akron. Kent State finished the regular season just 2-11 on the road, the fewest road wins in a season since 1995-96.
- Senior guard Kevin Zabo led Kent State in all three major offensive statistical categories with 16 points, eight rebounds and four assists. Zabo was a perfect 6-for-6 from the free throw line.
- Kent State was called for 25 fouls against the Zips, the most in conference play. The Flashes led by four with six minutes left, but came back without making a field goal the rest of the way and attempted 25 second half three throws to 20 field goals.
- Jaylin Walker leads the team in scoring (17.0 ppg) and scored in double-digits for the 15th consecutive game, dropping 15 against Akron. He has 1,182 career points which is 19th in program history. He also ranks sixth in threes (195) in school history.

KENT STATE PREVIOUS STARTERS

Pos.	No.	Name	PPG	RPG	APG	Prev. School
G	0	Jalen Avery (Jr., 6-0, Covington, Ky.)	9.9	2.7	3.6	Shroder HS
C	1	Adonis De La Rosa (Jr., 7-0, Bronx, N.Y.)	11.9	7.5	1.1	Williston State
F	5	Danny Pippen (So., 6-9, Detroit, Mich.)	8.1	6.4	0.5	Allen Academy
G	13	Mitch Peterson (So., 6-5, Richfield, Ohio)	3.7	3.5	0.7	Walsh Jesuit H.S.
G	23	Jaylin Walker (Jr., 6-1, Inkster, Mich.)	17.0	3.7	2.1	Romulus HS

KENT STATE RESERVES

Pos.	No.	Name	PPG	RPG	APG	Prev. School
F	2	BJ Duling (Fr., 6-7, Newark, Ohio)	5.3	2.7	0.5	Newark HS
F	3	Akiaan Frederick (Jr., 6-9, Columbus, Ohio)	2.9	2.0	0.3	Sinclair CC
G	4	Taishaun Johnson (Jr., 6-0, Indianapolis, Ind.)	2.6	1.8	0.6	South Alabama
G	15	Ryan Bernstein (Jr., 6-0, Bronx, N.Y.)	0.3	0.4	0.2	Maine
G	32	Desmond Ridenour (Sr., 6-3, Cleveland, Ohio)	4.1	2.1	0.7	Duquesne
F	33	Jonathan Nwankwo (So., 6-9, Bronx, N.Y.)	0.6	0.4	0.0	College of Southern Idaho
G	55	Kevin Zabo (Sr., 6-2 Gatinaeu, Quebec)	12.5	3.0	2.3	Indian Hills C.C.

MAC Standings

Kent State Game Notes

East Division

Place	School	MAC	Overall
	Buffalo	15-3	23-8
	Kent State	9-9	15-16
	Miami	8-10	15-16
	Bowling Green	7-11	16-15
	Ohio	7-11	14-16
	Akron	6-12	13-17

West Division

Place	School	MAC	Overall
	Toledo	13-5	21-10
	Eastern Michigan	11-7	20-11
	Ball State	10-8	19-12
	Western Michigan	9-9	17-14
	Central Michigan	7-11	18-13
	Northern Illinois	6-12	13-18

LAST TIME OUT

Akron's Eric Parrish made a pair of free throws with three seconds remaining to give the Zips a 67-65 victory over Kent State Friday night at James A. Rhodes Arena. The regular season finale became a free throw shooting contest down the final stretch as neither team made a field goal in the last six minutes. The Golden Flashes led by four points (60-56) with 6:02 remaining, but ended the contest on a 3:38 scoreless drought. Danny Pippen, Adonis De La Rosa and Kevin Zabo all fouled out by the 1:43 mark. The Flashes also had a field goal drought in the first four minutes of the game as Akron jumped out to 10-2 lead. Kent State found a groove later in the half as Pippen, Zabo, BJ Duling and Jaylin Walker all made three-pointers and went back to the locker room tied 31-31. The lead changed hands 10 times in the second half as Akron outscored Kent State 17-12 from the line in the final 20 minutes. Zabo led Kent State with 16 points, a career-high eight rebounds and four assists. Walker finished with 15 points, five rebounds, three assists and three steals.

NORTHERN ILLINOIS 75, KENT STATE 61 - JANUARY 2, 2018

The Kent State University men's basketball team (6-8, 0-1 MAC) began Mid-American Conference play with a road loss to the Northern Illinois Huskies (8-6, 1-0 MAC) Tuesday, 75-61. Jaylin Walker once again led the Flashes in the scoring column, finishing with 18 points on 5-for-17 shooting. He also had four rebounds, two assists and a pair of steals. Kevin Zabo was just behind him with 17 points and three boards. Adonis De La Rosa had a team-best eight rebounds, while Avery had a Kent State high three assists without a turnover. Overall, Kent State shot 37.3 percent (22-for-59) from the floor and 72.2 percent (13-for-18) from the foul line. Northern Illinois shot 43.6 percent (24-for-55) overall.

ALL-TIME SERIES

Kent State leads the all-time series against the Huskies, 36-19. Kent State has a 20-6 advantage in the series when at home. Kent State has the longest winning streak at 11 from 2004-2012. Head coach Rob Senderoff is 6-3 against Northern Illinois since taking over the program in 2011-12. In 2009 Kent State defeated Northern Illinois, 64-61, in the first round of the MAC Tournament, the only time the two have met in the postseason.

BLOCK PARTY

The Golden Flashes recorded the most blocks in a game in program history with 11 against Bowling Green on February 24. It broke the previous record of 10 last season vs. Hiram College. Danny Pippen was the leading contributor with seven blocks which tied a program-record. Khaliq Spicer rejected seven shots against Ball State in 2016.

WALKER CLIMBS THE RECORD BOOK

Junior guard Jaylin Walker crossed the 1,000 point milestone at Central Michigan (Jan.27) with a three-pointer roughly four minutes into the second half. He became the 32nd player in Kent State history to do so and the fifth player to cross 1,000 under head coach Rob Senderoff. He currently has 1,182 career points which is 19th in program history. Rod Sherman (2006-2011) is next on the list for Walker to surpass with 1,183 career points.

If Walker can stay on the floor consistently, he is on pace to approach 1,300 career points, putting him just outside the Kent State all-time top-10. The all-time points record at Kent State is 1,820 by Trevor Huffman. Walker is sixth in program history in three-point field goals made (195) and third in three-point field goals attempted (584).

13 3-POINTERS

The Flashes recorded a season-high 13 3-pointers made in the team's win over

By the Numbers

Statistic	All Games	MAC Games
Scoring:	73.7	73.3
Scoring Defense:	73.9	75.1
Scoring Margin:	-0.3	-1.8
Field Goal %:	43.0%	43.4%
Def. Field Goal %:	45.2%	45.7%
3-Point FG %:	32.9%	33.6%
Def. 3-Point FG %:	33.4%	33.7%
Free Throw %:	73.4%	73.7%
Rebounding:	35.5	35.1
Reb. Margin:	+1.1	+0.6
Assists:	11.8	11.0
Turnover Margin:	+0.1	-0.8
Asst/TO Ratio:	0.9	0.8
Steals:	6.1	5.7
Blocks:	3.5	3.3

Kent State Game Notes

Western Michigan (Jan.16), connecting on 57 percent of its 23 3-point shot attempts. The Golden Flashes hit the double-digit mark in 3-pointers made for the fifth time this season against Akron, and are 5-0 when eclipsing the 10 three-pointer mark . Last season, Kent State had seven games of 10 or more 3-pointers, tying the program-high during the Rob Senderoff era. The Flashes have had at least four games with 10 or more 3-pointers in every season since the 2012-13 campaign.

SENDEROFF SUCCESSFUL IN CLOSE GAMES

Head coach Rob Senderoff is 56-38 and 37-24 in MAC games in games decided by less than five points or overtime. This season Kent State is 7-2 in games decided by five points or less. Last season, en route of the MAC Tournament Championship, Kent State won four games decided by five points or less.

REVISITING THE 2017 MAC TOURNAMENT TITLE

Last season was a magical run through the MAC Tournament for the Golden Flashes, playing from the six seed to win the championship. Kent State played in the highest scoring game in MAC Tournament history in the first round when it defeated Central Michigan 116-106 in overtime to advance to the quarterfinals in Cleveland. KSU then ran through the tournament's highest seeds in order, beating #3 Buffalo, #2 Ohio and #1 Akron to win the Championship. Jaylin Walker was named the MAC Tournament MVP and joined Jimmy Hall on the first team. Walker dazzled in the championship, dropping a career-best 30 points on the Zips.

KENT STATE IN THE FIRST ROUND

Since the MAC Tournament adopted a first round game in 2000, Kent State is 3-2 in the opening round. Last season, the Flashes won the highest scoring game in MAC Tournament history, defeating Central Michigan 116-106 in overtime in the first round. Kent State defeated NIU, 64-61, in a first round game in the 2009 tournament.

LAST TIME IN THE TOURNAMENT AGAINST NIU

In Kent State's 64-61 win in the 2009 Tournament over NIU, the Golden Flashes were led by Al Fisher's 25 points. Kent State trailed most of the second half and was behind by six with 5:55 left, when current KSU Director of Basketball Operations Julian Sullinger scored four points along with Brandon Parks' two field goals to put the Flashes in front with 2:45 to play. Current Kent State women's basketball assistant coach Mike McKee scored nine points in the win.

THE MAN IN THE MIDDLE

Junior center Adonis De La Rosa has taken on a much bigger role this season averaging 11.9 ppg, which is third on the team, after averaging just 3.7 last year. He scored a career-high 24 points in the Flashes' 85-69 win over Central Michigan shooting 9-for-13 from the floor on January 6th. He is fifth in the MAC with a 56% field goal percentage. The Bronx, New York native registered a career-high five assists in the Flashes home win over Buffalo (Jan. 30). De La Rosa scored 20 points in back-to-back games for the first time in his career against Buffalo and Bowling Green.

De La Rosa is also the team's leading rebounder, ripping down 7.5 rpg, which is fifth in the MAC. After tireless hours in the gym this summer, he has increased his free throw percentage from 56% (43-77) last year to 79% (111-141) this season. His 79% mark is the highest free throw percentage in the country for any player seven feet or taller.

AVERY LEADS THE NATION

Junior point guard Jalen Avery leads the country in assist to turnover ratio

Kent State Basketball
KentStateSports.com

AP Poll

(As of 2-26-18)

Place	School (1st Place Votes)	Record
1	Virginia (48)	26-2
2	Michigan State (17)	28-3
3	Xavier	25-4
4	Villanova	25-4
5	Duke	24-5
6	Kansas	23-6
7	Gonzaga	27-4
8	Purdue	26-5
9	North Carolina	22-7
10	Cincinnati	25-4
11	Wichita State	23-5
12	Texas Tech	22-7
13	Ohio State	24-7
14	Auburn	24-5
15	Michigan	24-7
16	Tennessee	21-7
17	Rhode Island	23-4
18	Clemson	21-7
19	Arizona	22-7
20	West Virginia	21-8
21	Nevada	25-5
22	Saint Mary's	27-4
23	Kentucky	20-9
24	Middle Tennessee	23-5
25	Houston	22-6

Others receiving votes: TCU 41, Butler 34, St. Bonaventure 29, NC State 28, Creighton 26, Loyola of Chicago 8, Southern Cal 7, Florida St. 4, Seton Hall 3, Arkansas 3, Virginia Tech 2, Oklahoma 1, Florida 1, Boise St. 1.

Mid-Major Poll

(As of 2-26-18)

Place	School (1st Place Votes)	Record
1.	Gonzaga (31)	27-4
2.	Louisiana	25-4
3.	Saint Mary's	27-4
4.	South Dakota State	25-6
5.	Loyola Chicago	25-5
6.	South Dakota	24-7
7.	Murray State	24-5
8.	New Mexico State	24-5
9.	Vermont	24-6
10.	UNC Greensboro	24-7
11.	Charleston	23-7
12.	ETSU	23-8
13.	Buffalo	21-8
14.	Montana	21-7
15.	Belmont	23-8
16.	Bucknell	22-9
17.	UC Santa Barbara	21-7
18.	Northern Kentucky	22-8
19.	Penn	21-7
20.	BYU	22-9
21.	Wright State	22-9
22.	Northeastern	21-9
23.	Stephen F. Austin	23-6
24.	Toledo	20-9
25.	Utah Valley	20-9

Others receiving votes: Furman 58, Georgia State 49, FGCU 48, Rider 40, Idaho 19, Lipscomb 16, Grand Canyon 14, San Francisco 13, UNC Asheville 12, Nichols State 11, UMBC 10, **Ball State 9**, UC Davis 9, Mercer 7, Harvard 5, Lamar 5, Southern Illinois 5, Wagner 5, Hartford 4, Northern Colorado 4, Seattle 4, Weber State 3, UT Arlington 2, Wofford 2, Canisius 1, Georgia Southern 1, Grambling 1, **Southeastern Louisiana 1**, Saint Francis (PA) 1, UL Monroe 1.
BOLD: Kent State opponent

Flashes Among MAC Leaders

Scoring :	Jaylin Walker (17.0 ppg - 5th)
Rebounding:	Adonis De La Rosa (7.5 rpg - 5th)
	Danny Phippen (6.4 rpg - 11th)
FG Shooting	Adonis De La Rosa (.563 - 5th)
Assists:	Jalen Avery (3.6 apg - 9th)
FT Shooting	Jaylin Walker (.793- 10th)
	Adonis De La Rosa (.787- 12th)
	Kevin Zabo (.798 - 9th)
3FG Made	Jaylin Walker (2.8 3pg - 3rd)
Blocks:	Danny Phippen (1.5 bpg - 5th)
Assist/Turnover:	Jalen Avery (5.4 - 1st)

at 5.38. The Covington, Ky. native has committed the least amount turnovers (21) of all players in the country that qualify (min. 3 assists per game). He has 113 assists to 21 turnovers. Avery ranks ahead of Michigan's Muhammad-Ali Abdur Rahkman (4.95).

PIPPEN PRODUCING

Kent State sophomore forward Danny Phippen exploded for a career-high 21 points in Kent State's home victory over Buffalo (Jan. 30). He scored the go-ahead basket and blocked a shot on the next play for a key defensive stop. He ripped down 13 rebounds as well. Phippen scored 11 points with 16 rebounds in an overtime win against Ball State (Jan. 23), and later in the season scored 17 with a career-best 18 boards in an overtime win against Miami (Feb.27).

Phippen has made an impact defensively for Kent State, serving as one of the league's best shot blockers. Phippen has 45 blocks so far, averaging 1.5 per game which is sixth in the MAC. The single-season blocks record is 81, held by John Edwards. The most blocks in a season during the Rob Senderoff era is 56, a mark that ranks third overall and is held by former MAC Defensive Player of the Year Khaliq Spicer. Phippen tied Spicer atop the program leaderboard with seven blocks in one game against Bowling Green (Feb. 24).

National Ranking Summary

Statistic	Team	National Rank	Conference Rank	Value
3-pt Field Goal Attempts (351 ranked)	Kent St. Northern Ill.	131 333	6 12	70% 49%
Assist Turnover Ratio (351 ranked)	Kent St. Northern Ill.	294 328	11 12	0.88 0.71
Assists Per Game (351 ranked)	Kent St. Northern Ill.	302 351	11 12	11.1 9.2
Blocked Shots Per Game (351 ranked)	Kent St. Northern Ill.	154 338	5 12	3.1 1.1
Defensive Rebounds per Game (351 ranked)	Northern Ill. Kent St.	237 253	9 10	24.4 24.2
Fewest Fouls (351 ranked)	Northern Ill. Kent St.	231 254	9 10	57 59
Fewest Turnovers (351 ranked)	Northern Ill. Kent St.	84 224	4 10	36 41
Field-Goal Percentage (351 ranked)	Northern Ill. Kent St.	112 266	4 11	45.3 43.1
Field-Goal Percentage Defense (351 ranked)	Kent St. Northern Ill.	252 294	9 12	45.2 46.1
Free Throw Attempts (351 ranked)	Kent St. Northern Ill.	167 173	7 8	60 60
Free Throws Made (351 ranked)	Kent St. Northern Ill.	143 162	5 6	44 43
Free-Throw Percentage (351 ranked)	Kent St. Northern Ill.	96 135	3 5	73.7 72.1
Offensive Rebounds Per Game (351 ranked)	Kent St. Northern Ill.	94 213	5 8	11.2 9.8
Personal Fouls Per Game (351 ranked)	Northern Ill. Kent St.	225 248	9 10	18.1 19.1
Rebound Margin (351 ranked)	Kent St. Northern Ill.	166 224	8 10	1.1 -0.1
Scoring Defense (351 ranked)	Kent St. Northern Ill.	220 260	6 9	73.1 75.1
Scoring Margin (351 ranked)	Kent St. Northern Ill.	214 260	9 11	-0.1 -2.1
Scoring Offense (351 ranked)	Kent St. Northern Ill.	184 204	8 9	73.1 72.1
Steals Per Game (351 ranked)	Northern Ill. Kent St.	110 191	3 8	6.1 6.1
Three Pt FG Defense (351 ranked)	Kent St. Northern Ill.	96 263	3 10	33.1 36.1
Three-Point Field Goals Per Game (351 ranked)	Kent St. Northern Ill.	189 341	8 12	7.1 5.1
Three-Point Field-Goal Percentage (351 ranked)	Kent St. Northern Ill.	288 301	11 12	32.1 32.1
Total 3-point FGM (351 ranked)	Kent St. Northern Ill.	186 338	8 12	23.1 16.1
Total Assists (351 ranked)	Kent St. Northern Ill.	295 350	11 12	36.1 28.1
Total Blocks (351 ranked)	Kent St. Northern Ill.	151 335	5 12	10.1 5.1
Total Rebounds (351 ranked)	Kent St. Northern Ill.	170 226	8 11	1.10 1.06
Total Rebounds Per Game (351 ranked)	Kent St. Northern Ill.	168 240	9 11	35.5 34.2
Total Steals (351 ranked)	Northern Ill. Kent St.	111 183	3 3	20.1 18.1
Turnover Margin (347 ranked)	Northern Ill. Kent St.	130 188	8 7	0.1 0.1
Turnovers Forced (351 ranked)	Kent St. Northern Ill.	155 205	6 9	13.3 12.7
Turnovers Per Game (351 ranked)	Northern Ill.	78	4	11.1

DULING DOING GOOD THINGS OFF THE BENCH

Freshman forward BJ Duling has found success in the past handful of games. He has scored in double-digits in two of the last seven games. He dropped 13 points against rival Akron, the most points scored by a KSU freshman against the Zips in this century. He scored seven points on the road against Buffalo on 3-of-5 shooting with three rebounds. He has been one of Kent State's most successful scoring options off the bench of late.

COACH SENDEROFF

Rob Senderoff made his first trip to the NCAA Tournament as a head coach in his sixth season with the program. With this record-breaking season in the books, Senderoff now ranks third all-time at Kent State in total wins at 136. He ranks 2 wins behind Jim Christian and 12 behind Jim McDonald. His winning percentage of .593 is the third best among coaches with at least five years at Kent State, ranking behind Christian (.704) and Gary Waters (.605).

GOLDEN FLASHES PICKED SECOND IN MAC EAST

Kent State was tabbed to finish second in the MAC East Division as selected by the league's 12 head coaches and an 18-member MAC News Media Panel. Junior guard Jaylin Walker was voted to the MAC East Preseason All-MAC Team

MAC East Division MBB Preseason Poll (first place votes)

1. Buffalo – 166 points (24)
2. **Kent State – 139 points (2)**
3. Ohio – 127 points (3)
4. Akron – 84 points (1)
5. Bowling Green – 82 points
6. Miami – 32 points

MAC West Division MBB Preseason Poll (first place votes)

1. Western Michigan – 169 points (22)
2. Ball State – 156 points (8)
3. Toledo – 107 points
4. Eastern Michigan – 103 points
5. Northern Illinois – 57 points
6. Central Michigan – 38 points

2017-18 GOLDEN FLASHES MEN'S BASKETBALL ROSTER



NUMERICAL

No.	Name	Pos.	Ht.	Wt.	Yr.	Hometown / Previous School
0	Jalen Avery	G	6-0	186	Jr.	Covington, Ky. / Shroder H.S.
1	Adonis De La Rosa	C	7-0	262	Jr.	Bronx, N.Y. / Williston State [N.D]
2	BJ Duling	F	6-7	235	Fr.	Newark, Ohio / Newark HS
3	Akiean Frederick	F	6-9	231	Jr.	Columbus, Ohio / Sinclair CC
4	Taishaun Johnson	G	6-0	175	Jr.	Indianapolis, Ind. / South Alabama
5	Danny Pippen	F	6-9	222	So.	Detroit, Mich. / Allen Academy
11	Kain Harris	G	6-4	200	Jr.	Chicago, Ill. / Tulane
13	Mitch Peterson	G	6-5	199	So.	Richfield, Ohio / Walsh Jesuit H.S.
14	Chris Johnson	F	6-6	207	So.	Chicago, Ill. / Malone
15	Ryan Bernstein	G	6-0	180	Jr.	Bronx, N.Y. / Maine
23	Jaylin Walker	G	6-1	187	Jr.	Inkster, Mich. / Romulus H.S.
25	Philip Whittington	F	6-8	227	Jr.	Columbus, Ga. / USC Upstate
32	Desmond Ridenour	G	6-3	195	Sr.	Cleveland, Ohio / Duquesne
33	Jonathan Nwankwo	F	6-9	235	So.	Bronx, N.Y. / College of Southern Idaho
55	Kevin Zabo	G	6-2	183	Sr.	Gatineau, Quebec / Indian Hills C.C. [Iowa]

#1 Adonis De La Rosa - Day-la Rosa
 #3 Akiean Frederick - Uh-key-in
 #4 Taishaun Johnson - Ty-shawn

#15 Ryan Bernstein - Bern-steen
 #32 Desmond Ridenour - Ride-nour
 #33 Jonathan Nwankwo - Nah-wan-kwo

#55 Kevin Zabo - Zah-bow
 HC Rob Senderoff- Send-er-off

COACHING STAFF

Head Coach:
Rob Senderoff (Albany, '95) - Seventh Season

Associate Head Coach:
Eric Haut (Kent State '04) - Ninth Season

Assistant Coaches:
Akeem Miskdeen (Queens, '08) - Second Season
Brock Erickson (Assumption, '98) - First Season

Director of Basketball Operations:
Julian Sullinger (Kent State, '09) - First Season

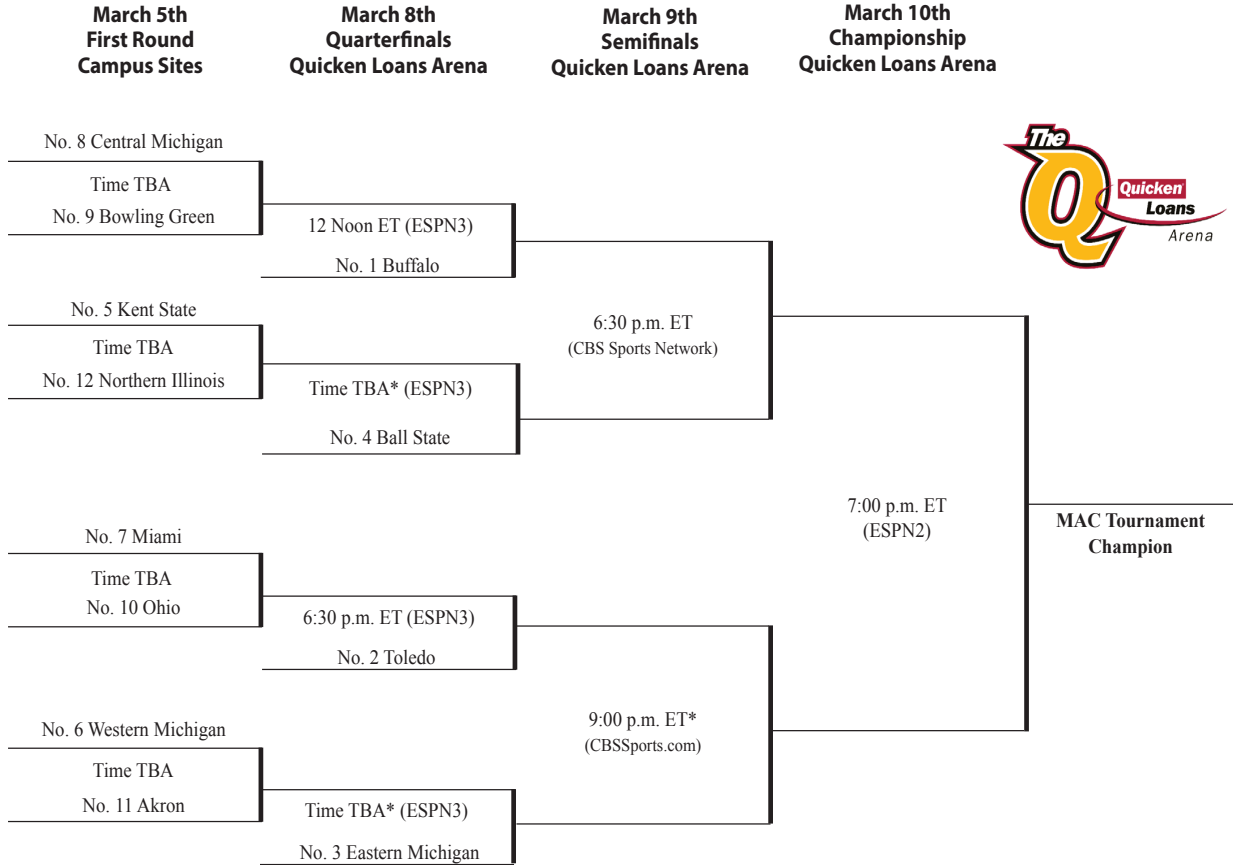
Video Coordinator/Special Assistant to Head Coach:
Brian Barnes (Central Michigan, '15) - First Season



2018 MAC Men's Basketball Tournament Bracket

March 5, 8-10

Quicken Loans Arena • Cleveland, Ohio



*30 minutes following the completion of the first game of the session

MAC Men's Basketball Tournament



Monday, March 5th, 2018

First Round (High Seed Campus Sites)

- Game 1:** No. 9 Bowling Green at No. 8 Central Michigan, Time TBA
- Game 2:** No. 12 Northern Illinois at No. 5 Kent State, Time TBA
- Game 3:** No. 10 Ohio at No. 7 Miami, Time TBA
- Game 4:** No. 11 Akron at No. 6 Western Michigan, Time TBA

**Thursday, March 8th, 2018
Quarterfinals**

- Game 5:** Game 1 Winner vs. No. 1 Buffalo, Noon ET %
- Game 6:** Game 2 Winner vs. No. 4 Ball State * %
- Game 7:** Game 3 Winner vs. No. 2 Toledo, 6:30 PM ET %
- Game 8:** Game 4 Winner vs. No. 3 Eastern Michigan * %

**Friday, March 9th, 2018
Semifinals**

- Game 9:** Game 5 Winner vs. Game 6 Winner, 6:30 PM ET #
- Game 10:** Game 7 Winner vs. No. 8 Winner* \$

**Saturday, March 10th, 2018
MAC Championship**

- Game 11:** Game 9 Winner vs. Game 10 Winner, 7 PM ET (ESPN2/WatchESPN)

CBS Sports Network | \$ CBSSports.com | %ESPN3
*30 minutes following the completion of the first game of the session.



ROB SENDEROFF

>> HEAD COACH

- Seventh Season
- Albany, '95

Rob Senderoff enters his seventh year as the head men's basketball coach at Kent State. The 44-year-old took over the program in April 2011 after spending seven previous years on the Golden Flashes' coaching staff. He ended the 2016-17 season with a 122-81 record as head coach, including a trip to the 2017 NCAA Tournament.

In his six seasons as head coach, the 22-year coaching veteran has continued the success of the storied program that he helped build by leading the Golden Flashes to four 20-win campaigns and postseason appearances.

The six year run culminated in a fantastic 2016-17 season in which the Flashes returned to the NCAA Tournament for the first time since 2008. Kent State claimed the program's first Mid-American Conference Tournament Championship under Rob Senderoff, defeating the top three seeds in the tournament in succession. The Flashes scored the most points in program history at 2,722, beating the previous record by 40 points. Senderoff led his squad to the postseason despite almost a dozen newcomers to the program.

In the 2015-16 season, Senderoff led the Golden Flashes to 19 wins in a campaign that was highlighted by All-District honors for junior Jimmy Hall and MAC Defensive Player of the Year honors for Khaliq Spicer. 2014-15 was Senderoff's most successful as head coach, as he led Kent State to a share of the Mid-American Conference regular season title. The championship season was followed by a postseason run to the CollegeInsider.com Postseason Tournament (CIT) quarterfinals during which Senderoff tied the school record for postseason wins. The Flashes were earned road wins at Middle Tennessee and Texas A&M-Corpus Christi before falling to Northern Arizona.

The inaugural year for Senderoff began with one of the most memorable debuts in the coaching profession. Kent State recorded a monumental 70-60 win over West Virginia and Hall of Fame Head Coach Bob Huggins, snapping the Mountaineers' 36-game non-conference home winning streak. The victory, which was part of ESPN's 24-hour College Basketball Tip-Off Marathon, also marked the first true road win over a BCS school for Kent State in 41 years.

The historic first win was just the beginning, as the Flashes won 21 games, advanced to the semifinals of the MAC Tournament and earned an invitation to play in the CIT in each of his first two seasons. Senderoff earned the first postseason victory of his head coaching career in 2013, as the Golden Flashes defeated Fairfield in a CIT first round matchup.

During his 13 seasons as part of the Kent State program, Senderoff has helped guide the Golden Flashes to 11 postseason appearances (2002-06; 2008-13; 2015; 2017), racking up 250 victories for an average of nearly 22 wins per year in the process. He has been on the sideline for four of the six Mid-American Conference regular season titles in school history. In 2011, Kent State became the first MAC team in 21 years, and just the second in 48 years, to claim second consecutive outright regular season championships. The Golden Flashes capped off the year by advancing to the National Invitational Tournament (NIT) quarterfinals.

Senderoff assumed the de facto role of offensive coordinator during his three seasons as Associate Head Coach (2008-11), taking Kent State's scoring to new heights under his watch. In 2010-11 the Golden Flashes poured in 2,626 points, which trailed only the 2001-02 Elite Eight team for the highest single-season total in school history. In his first year back with the program in 2008-09, Senderoff helped orchestrate an offense that led the MAC in both scoring and field goal percentage. It was the first time since joining the league in 1951-52 that the program has led the conference in scoring.

Long known for his ability to develop post players, Senderoff transformed the play of 2011 MAC Player of the Year Justin Greene. Under his tutelage, Greene went from a 2.2 points per game scorer as a freshman to the nation's most improved player in 2009-10, followed by an Honorable Mention All-American selection in 2010-11. Greene capped off his career in 2012 and will go down as one of the top players to ever put on a Kent State uniform, ranking fourth in career scoring, second in rebounding and second in blocked shots.

THE ROB SENDEROFF FILE

Birthdate: July 25, 1973 (44 years old)

Hometown: Spring Valley, N.Y.

Family: Wife Lauren, daughters, Samantha and Rachel

Alma Mater: University at Albany, bachelor's degree in business administration

Miami University; master's degree in sports studies

COACHING EXPERIENCE

- Kent State University Head Coach, 2011-present
- Kent State University Associate Head Coach, 2008-11
- Indiana University Assistant Coach, 2006-08
- Kent State University Assistant Coach, 2002-06
- Towson University Assistant Coach, 2001-02
- Yale University Assistant Coach, 1999-01
- Fordham University Assistant Coach, 1997-99
- Miami University Graduate Assistant, 1995-97
- University at Albany Student Assistant, 1993-95

SENDEROFF YEAR-BY-YEAR

Year	School	Overall	Conference	Postseason
2011-12	Kent State	21-12	10-6	CIT 1st Round
2012-13	Kent State	21-14	9-7	CIT 2nd Round
2013-14	Kent State	16-16	7-11	--
2014-15	Kent State	23-12	12-6	CIT QF
2015-16	Kent State	19-13	10-8	--
2016-17	Kent State	22-14	10-8	NCAA 1st Round
2017-18	Kent State	15-15	9-8	
Career	7 seasons	137-97 (.588)	67-55 (.554)	4 appearances

SENDEROFF'S COACHING HIGHLIGHTS

- Led Kent State to the postseason four times as head coach, including a NCAA Tournament berth and three CollegeInsider.com Tournament (CIT) appearances.
- In his first game as a head coach, led Kent State to a 70-60 win over West Virginia and Head Coach Bob Huggins in Morgantown.
- Has graduated every student-athlete that has made it through senior day during his time as a head coach.

A proven national recruiter, his track record as a talented young assistant did not go unnoticed. Current ESPN.com Insider Jeff Goodman analyst recognized him as the top assistant coach in the MAC in 2010, the same year that The Hoop Scoop rated him as one of the top 50 Mid-Major Assistants in the country. Coming in at No. 4 on the list, he was the only MAC assistant coach ranked in the top 25.

During Senderoff's first stint on staff from 2002-06, the Golden Flashes went 89-40 (.690) and won three MAC East Division titles. After three straight NIT appearances, he helped KSU advance to the NCAA Tournament in 2005-06 as the team won both the MAC regular season and tournament titles with a 25-9 overall record. Senderoff spent the 2006-07 season at Indiana where he worked with All-Big Ten and preseason All-American D.J. White. While a member of the Hoosier's staff, IU went 21-11 and reached the second round of the NCAA Tournament. He was also part of a staff that recruited The Hoop Scoop's No. 1 recruiting class in the country in 2007.

With the Golden Flashes he had a critical role in the progression of 2004 First Team and MAC Defensive Player of the Year, John Edwards, who played in the NBA with the Atlanta Hawks and Indiana Pacers. Additionally at Kent State, Senderoff also coached All-MAC performer Antonio Gates who went on to become an All-Pro tight end for the San Diego Chargers.

A native of Spring Valley, N.Y., Senderoff began his coaching career as a student assistant at the University at Albany under legendary coach Richard "Doc" Sauers before moving on to the MAC as a graduate assistant at Miami from 1995-97 where he was part of a staff that helped develop NBA players Wally Szczerbiak and Ira Newble. Returning to the East Coast, he spent time at Fordham (1997-99), Yale (1999-2001) and Towson (2001-02) prior to joining the Golden Flashes staff.

The Senderoff Era

4 NABC Honors | 11 All-MAC Honors | 21 MAC Player of the Week Honors

NABC Honors		
2012	Justin Greene	All-District First Team
2013	Chris Evans	All-District First Team
2015	Jimmy Hall	All-District Second Team
2016	Jimmy Hall	All-District First Team

Sixth Man of the Year

MID-AMERICAN CONFERENCE

2015 Kris Brewer

Defensive Player of the Year

MID-AMERICAN CONFERENCE

2016 Khaliq Spicer

All-Conference		
MID-AMERICAN CONFERENCE		
2012	Justin Greene	First
	Michael Porrini	Third
	Carlton Guyton	H.M.
	Randal Holt	H.M.
2013	Chris Evans	First
	Randal Holt	Third
2014	Kris Brewer	H.M.
2015	Jimmy Hall	First
	Devareaux Manley	Second
	Kris Brewer	H.M.
2016	Jimmy Hall	First

All-Defensive Team

MID-AMERICAN CONFERENCE

2016 Khaliq Spicer
2017 Deon Edwin

Player of the Week		
MID-AMERICAN CONFERENCE		
2012	Michael Porrini	East
	Chris Evans	East
	Justin Greene	East
2013	Chris Evans	East (Five times)
2014	Mark Henniger	East
2015	Kris Brewer	East
2016	Jimmy Hall	East (Two times)
	Chris Ortiz	East
	Khaliq Spicer	East
	Kellon Thomas	East
2017	Jimmy Hall	East (Five times)
	Jaylin Walker	East

All-Tournament Team		
IN-SEASON TOURNAMENTS		
2012	Justin Greene	Athletes in Action
2015	Jimmy Hall	MABC Classic
	Derek Jackson	MABC Classic
2015	Jimmy Hall	Sun Bowl Invite
2016	Jimmy Hall	Las Vegas Classic

All-MAC Tournament Team

2012 Justin Greene
2013 Chris Evans
2017 Jaylin Walker (MVP)
2017 Jimmy Hall

Senderoff's Flashes - Where They Rank

INDIVIDUAL CAREER RECORDS

CAREER POINTS (1,000-POINT SCORERS)

3.	1,683	Jimmy Hall	2014-17
4.	1,550	Justin Greene	2008-12
10.	1,417	Randal Holt	2009-13
19.	1,182	Jaylin Walker	2015-present
21.	1,128	Kris Brewer	2011-15

SCORING AVERAGE (MINIMUM 40 GAMES)

6.	17.2	Jimmy Hall	2014-17
----	------	------------	---------

REBOUNDS

2.	867	Jimmy Hall	2014-17
3.	814	Justin Greene	2008-12

REBOUNDING AVERAGE

8.	8.8	Jimmy Hall	2014-17
----	-----	------------	---------

FIELD GOALS MADE

1.	672	Jimmy Hall	2014-17
6.	574	Justin Greene	2008-12

FIELD GOALS ATTEMPTED

3.	1,310	Jimmy Hall	2014-17
8.	1,208	Randal Holt	2009-13
9.	1,142	Justin Greene	2008-12

FIELD GOAL PERCENTAGE (MIN. 500 ATT.)

5.	.5129 (672-1310)	Jimmy Hall	2014-17
10.	.5026 (574-1142)	Justin Greene	2008-12

FREE THROWS MADE

2.	402	Justin Greene	2008-12
10.	328	Jimmy Hall	2014-17

FREE THROWS ATTEMPTED

2.	547	Justin Greene	2008-12
10.	451	Jimmy Hall	2014-17

FREE THROW PERCENTAGE

(minimum 225 attempts)
4. .820 (218-266) Randal Holt 2009-13

THREE-POINT FIELD GOALS MADE

1.	247	Randal Holt	2009-13
2.	237	Devareaux Manley	2011-15
6.	195	Jaylin Walker	2015-present

THREE-POINT FIELD GOALS ATTEMPTED

1.	684	Randal Holt	2009-13
2.	598	Devareaux Manley	2011-15
3.	584	Jaylin Walker	2015-present

BLOCKS

2.	167	Khaliq Spicer	2012-16
3.	120	Justin Greene	2008-12
7.	95	Jimmy Hall	2014-pr.

STEALS

10.	142	Randal Holt	2009-13
-----	-----	-------------	---------

MINUTES

5.	3,617	Randal Holt	2009-13
----	-------	-------------	---------

INDIVIDUAL SEASON RECORDS

POINTS

1.	683	Jimmy Hall	2016-17
9.	566	Chris Evans	2012-13

REBOUNDS

2.	383	Jimmy Hall	2016-17
9.	269	Chris Evans	2012-13

FIELD GOALS MADE

1.	267	Jimmy Hall	2016-17
10.	212	Jimmy Hall	2015-16

FIELD GOAL PERCENTAGE

(minimum 100 attempts)

4.	.624 (63-101)	Justin Manns	2011-12
----	---------------	--------------	---------

FREE THROWS MADE

6.	149	Chris Evans	2012-13
8.	146	Jimmy Hall	2016-17

FREE THROWS ATTEMPTED

4.	204	Chris Evans	2012-13
8.	188	Jimmy Hall	2016-17

FREE THROW PERCENTAGE

(minimum 50 attempts)
10. .851 (97-114) Randal Holt 2012-13

THREE-POINT FIELD GOALS MADE

1.	114	Devareaux Manley	2014-15
2.	89	Randal Holt	2012-13
3.	88	Jaylin Walker	2016-17
7.	73	Devareaux Manley	2013-14
	73	Randal Holt	2011-12

3-POINT FIELD GOAL PERCENTAGE

(minimum 60 attempts)
10. .429 (39-91) Devareaux Manley 2012-13

ASSISTS

8.	153	Michael Porrini	2011-12
----	-----	-----------------	---------

BLOCKS

3.	56	Khaliq Spicer	2015-16
4.	53	Khaliq Spicer	2014-15
6.	48	Jimmy Hall	2016-17
7.	45	Khaliq Spicer	2013-14

STEALS

3.	67	Chris Evans	2012-13
----	----	-------------	---------

MINUTES

6.	1,181	Derek Jackson	2014-15
7.	1,173	Jimmy Hall	2016-17

Senderoff's Graduates - 100% of Student-Athletes Who have Completed Their Senior Season

CLASS OF 2012	CLASS OF 2013	CLASS OF 2014	CLASS OF 2015	CLASS OF 2016	CLASS OF 2017
Justin Greene	Randal Holt	Darren Goodson	Devareaux Manley	Khaliq Spicer	Deon Edwin
Michael Porrini	Chris Evans	Mark Henniger	Derek Jackson	Chris Ortiz	Jon Fleming
Justin Manns	Patrick Jackson		Kris Brewer	Kellon Thomas	Jimmy Hall
Carlton Guyton			Blake Vedder	Marvin Jones	
Brian Frank				Galal Cancer	
				Xavier Pollard	

Season stats



THE STAT CREW SYSTEM Kent State Combined Team Statistics (as of Mar 04, 2018) All games



RECORD:	OVERALL	HOME	AWAY	NEUTRAL
ALL GAMES	15-16	12-3	2-11	1-2
CONFERENCE	9-9	8-1	1-8	0-0
NON-CONFERENCE	6-7	4-2	1-3	1-2

#	Player	gp-gs	min	avg	Total		3-Point		F-Throw		Rebounds			pf	dq	a	to	blk	stl	pts	avg	
					fg-fga	fg%	3fg-fga	3fg%	ft-fa	ft%	off	def	tot									
23	WALKER, Jaylin	28-24	937	33.5	155-401	.387	77-230	.335	88-111	.793	34	69	103	3.7	45	0	59	73	4	31	475	17.0
55	ZABO, Kevin	31-19	876	28.3	137-327	.419	41-125	.328	75-94	.798	16	78	94	3.0	92	6	72	56	2	33	390	12.6
01	DE LA ROSA, Adonis	31-29	797	25.7	129-229	.563	0-0	.000	111-141	.787	94	140	234	7.5	111	9	33	104	18	17	369	11.9
00	AVERY, Jalen	31-31	1035	33.4	103-246	.419	46-131	.351	54-66	.818	19	64	83	2.7	29	1	113	21	1	19	306	9.9
05	PIPPEN, Danny	30-20	627	20.9	83-190	.437	31-80	.388	46-58	.793	61	132	193	6.4	87	2	17	45	45	12	243	8.1
02	DULING, BJ	31-7	495	16.0	65-157	.414	12-36	.333	22-48	.458	22	63	85	2.7	67	1	14	27	19	13	164	5.3
32	RIDENOUR, Desmond	31-2	498	16.1	52-114	.456	8-30	.267	15-30	.500	15	50	65	2.1	59	2	20	31	6	26	127	4.1
13	PETERSON, Mitch	30-19	610	20.3	42-120	.350	15-59	.254	12-22	.545	26	79	105	3.5	39	2	22	20	3	24	111	3.7
03	FREDERICK, Akiean	23-4	234	10.2	27-49	.551	2-8	.250	14-22	.636	20	26	46	2.0	44	3	8	17	7	6	70	3.0
04	JOHNSON, Taishaun	8-0	76	9.5	7-23	.304	0-5	.000	7-12	.583	3	11	14	1.8	8	0	5	6	1	2	21	2.6
33	NWANKWO, Jonathan	8-0	22	2.8	2-5	.400	0-0	.000	1-2	.500	1	2	3	0.4	5	0	0	1	1	0	5	0.6
15	BERNSTEIN, Ryan	10-0	45	4.5	1-5	.200	0-2	.000	1-2	.500	2	2	4	0.4	6	0	2	0	0	5	3	0.3
Team											37	35	72				11					
Total.....		31	6252		803-1866	.430	232-706	.329	446-608	.734	350	751	1101	35.5	592	26	365	412	107	188	2284	73.7
Opponents.....		31	6250		816-1804	.452	226-676	.334	434-610	.711	312	756	1068	34.5	580	-	438	414	93	172	2292	73.9

TEAM STATISTICS

	KENTST	OPP
SCORING	2284	2292
Points per game	73.7	73.9
Scoring margin	-0.3	-
FIELD GOALS-ATT	803-1866	816-1804
Field goal pct	.430	.452
3 POINT FG-ATT	232-706	226-676
3-point FG pct	.329	.334
3-pt FG made per game	7.5	7.3
FREE THROWS-ATT	446-608	434-610
Free throw pct	.734	.711
F-Throws made per game	14.4	14.0
REBOUNDS	1101	1068
Rebounds per game	35.5	34.5
Rebounding margin	+1.1	-
ASSISTS	365	438
Assists per game	11.8	14.1
TURNOVERS	412	414
Turnovers per game	13.3	13.4
Turnover margin	+0.1	-
Assist/turnover ratio	0.9	1.1
STEALS	188	172
Steals per game	6.1	5.5
BLOCKS	107	93
Blocks per game	3.5	3.0
ATTENDANCE	42772	52357
Home games-Avg/Game	15-2851	13-3840
Neutral site-Avg/Game	-	3-811

Score by Periods

	1st	2nd	OT	Totals
Kent State	1029	1223	32	2284
Opponents	1053	1222	17	2292

Date	Opponent		Score	Att.
11/11/17	vs Youngstown State	w	111-78	2434
11/16/17	OHIO CHRISTIAN	w	90-45	2440
11/19/17	MISSISSIPPI VALLEY STATE	w	80-67	2005
11/21/17	SOUTHEASTERN LOUISIA	L	66-70	1827
11/24/17	vs Valparaiso	L	67-77	0
11/25/17	vs Loyola Chicago	L	60-75	0
11/29/17	at Norfolk State	w	79-70	1825
12/2/17	CLEVELAND STATE	w	72-62	2511
12/06/17	at Xavier	L	70-96	10292
12/9/17	at Wright State	L	54-63	3448
12/18/17	NORTHEASTERN	L	69-81	1963
12/21/17	OREGON STATE	w	79-78	3279
12/28/17	at UAlbany	L	68-78	2579
* 01/02/18	at Northern Illinois	L	61-75	918
* 01/06/18	CENTRAL MICHIGAN	w	85-69	2217
* 1/9/18	at Miami	L	69-80	884
* 01/12/18	OHIO	w	70-69	2114
* 01/16/18	WESTERN MICHIGAN	w	73-71	2585
* 01/20/18	at TOLEDO	L	65-72	4970
* 01/23/18	BALL STATE	Wot	88-80	2430
* 1/27/18	at Central Michigan	w	84-76	2967
* 01/30/18	BUFFALO	w	82-79	2877
* 02/03/18	at Bowling Green	L	62-70	3540
* 02/06/18	EASTERN MICHIGAN	L	67-71	2373
* 2/9/18	at Ball State	L	68-87	4105
* 2/13/18	at Buffalo	L	72-84	3707
* 02/17/18	AKRON	w	78-68	6055
* 02/20/18	at Ohio	L	76-88	6339
* 02/24/18	BOWLING GREEN	w	64-63	5022
* 02/27/18	MIAMI	Wot	90-83	3074
* 3/2/18	at AKRON	L	65-67	4349

* - Conference game

Conference stats



THE STAT CREW SYSTEM Kent State Combined Team Statistics (as of Mar 04, 2018) Conference games



RECORD:	OVERALL	HOME	AWAY	NEUTRAL
ALL GAMES	9-9	8-1	1-8	0-0
CONFERENCE	9-9	8-1	1-8	0-0
NON-CONFERENCE	0-0	0-0	0-0	0-0

#	Player	gp-gs	min	avg	Total		3-Point		F-Throw		Rebounds				Other				pts	avg		
					fg-fga	fg%	3fg-fga	3fg%	ft-fga	ft%	off	def	tot	avg	pf	dq	a	to			blk	stl
23	WALKER, Jaylin	18-15	614	34.1	95-245	.388	53-148	.358	56-70	.800	23	52	75	4.2	30	0	37	48	3	18	299	16.6
55	ZABO, Kevin	18-13	577	32.1	98-229	.428	25-79	.316	46-59	.780	11	55	66	3.7	56	4	43	38	1	21	267	14.8
01	DE LA ROSA, Adonis	18-18	526	29.2	81-152	.533	0-0	.000	60-81	.741	56	87	143	7.9	63	4	22	63	10	12	222	12.3
00	AVERY, Jalen	18-18	619	34.4	58-141	.411	29-84	.345	30-37	.811	12	42	54	3.0	23	1	57	12	1	12	175	9.7
05	PIPPEN, Danny	18-16	414	23.0	50-114	.439	20-51	.392	27-33	.818	35	92	127	7.1	50	2	12	22	29	5	147	8.2
02	DULING, BJ	18-0	261	14.5	40-80	.500	8-19	.421	11-23	.478	10	34	44	2.4	38	1	5	14	10	5	99	5.5
13	PETERSON, Mitch	18-8	305	16.9	20-59	.339	5-29	.172	7-14	.500	13	34	47	2.6	16	0	12	8	1	14	52	2.9
32	RIDENOUR, Desmond	18-1	261	14.5	22-51	.431	2-10	.200	4-10	.400	5	19	24	1.3	29	1	8	17	3	15	50	2.8
03	FREDERICK, Akiean	10-1	57	5.7	4-8	.500	0-2	.000	0-0	.000	1	9	10	1.0	10	1	1	5	1	0	8	0.8
33	NWANKWO, Jonathan	4-0	4	1.0	0-0	.000	0-0	.000	0-0	.000	0	1	1	0.3	1	0	0	0	0	0	0	0.0
15	BERNSTEIN, Ryan	4-0	13	3.3	0-0	.000	0-0	.000	0-0	.000	0	1	1	0.3	2	0	1	0	0	0	0	0.0
Team											20	20	40				9					
Total.....		18	3651		468-1079	.434	142-422	.336	241-327	.737	186	446	632	35.1	318	14	198	236	59	102	1319	73.3
Opponents.....		18	3650		489-1069	.457	137-406	.337	237-327	.725	174	448	622	34.6	323	-	262	221	53	107	1352	75.1

TEAM STATISTICS	KENTST	OPP	Date	Opponent	Score	Att.
SCORING	1319	1352	* 01/02/18	at Northern Illinois	L 61-75	918
Points per game	73.3	75.1	* 01/06/18	CENTRAL MICHIGAN	w 85-69	2217
Scoring margin	-1.8	-	* 1/9/18	at Miami	L 69-80	884
FIELD GOALS-ATT	468-1079	489-1069	* 01/12/18	OHIO	w 70-69	2114
Field goal pct	.434	.457	* 01/16/18	WESTERN MICHIGAN	w 73-71	2585
3 POINT FG-ATT	142-422	137-406	* 01/20/18	at TOLEDO	L 65-72	4970
3-point FG pct	.336	.337	* 01/23/18	BALL STATE	wot 88-80	2430
3-pt FG made per game	7.9	7.6	* 1/27/18	at Central Michigan	w 84-76	2967
FREE THROWS-ATT	241-327	237-327	* 01/30/18	BUFFALO	w 82-79	2877
Free throw pct	.737	.725	* 02/03/18	at Bowling Green	L 62-70	3540
F-Throws made per game	13.4	13.2	* 02/06/18	EASTERN MICHIGAN	L 67-71	2373
REBOUNDS	632	622	* 2/9/18	at Ball State	L 68-87	4105
Rebounds per game	35.1	34.6	* 2/13/18	at Buffalo	L 72-84	3707
Rebounding margin	+0.6	-	* 02/17/18	AKRON	w 78-68	6055
ASSISTS	198	262	* 02/20/18	at Ohio	L 76-88	6339
Assists per game	11.0	14.6	* 02/24/18	BOWLING GREEN	w 64-63	5022
TURNOVERS	236	221	* 02/27/18	MIAMI	wot 90-83	3074
Turnovers per game	13.1	12.3	* 3/2/18	at AKRON	L 65-67	4349
Turnover margin	-0.8	-	* - Conference game			
Assist/turnover ratio	0.8	1.2				
STEALS	102	107				
Steals per game	5.7	5.9				
BLOCKS	59	53				
Blocks per game	3.3	2.9				
ATTENDANCE	28747	31779				
Home games-Avg/Game	9-3194	9-3531				
Neutral site-Avg/Game	-	0-0				

Score by Periods	1st	2nd	OT	Totals
Kent State	605	682	32	1319
Opponents	645	690	17	1352

Season Extended Stats



THE STAT CREW SYSTEM
Kent State Extended Season Box Score (as of Mar 04, 2018)
All games



RECORD:	OVERALL	HOME	AWAY	NEUTRAL
ALL GAMES	15-16	12-3	2-11	1-2
CONFERENCE	9-9	8-1	1-8	0-0
NON-CONFERENCE	6-7	4-2	1-3	1-2

#	Player	gp-gs	min	avg	Total			3-Point		F-Throw		Rebounds															
					fg%	3fg-fga	3fg%	ft-fa	ft%	off	def	tot	avg	pf	dq	a	a/g	to	to/g	a/to	blk	blk/g	stl	stl/g	pts	avg	
23	WALKER, Jaylin	28-24	937	33.5	155-401	.387	77-230	.335	88-111	.793	34	69	103	3.7	45	0	59	2.11	73	2.61	0.81	4	0.14	31	1.11	475	17.0
55	ZABO, Kevin	31-19	876	28.3	137-327	.419	41-125	.328	75-94	.798	16	78	94	3.0	92	6	72	2.32	56	1.81	1.29	2	0.06	33	1.06	390	12.6
01	DE LA ROSA, Adonis	31-29	797	25.7	129-229	.563	0-0	.000	111-141	.787	94	140	234	7.5	111	9	33	1.06	104	3.35	0.32	18	0.58	17	0.55	369	11.9
00	AVERY, Jalen	31-31	1035	33.4	103-246	.419	46-131	.351	54-66	.818	19	64	83	2.7	29	1	113	3.65	21	0.68	5.38	1	0.03	19	0.61	306	9.9
05	PIPPEN, Danny	30-20	627	20.9	83-190	.437	31-80	.388	46-58	.793	61	132	193	6.4	87	2	17	0.57	45	1.50	0.38	45	1.50	12	0.40	243	8.1
02	DULING, BJ	31-7	495	16.0	65-157	.414	12-36	.333	22-48	.458	22	63	85	2.7	67	1	14	0.45	27	0.87	0.52	19	0.61	13	0.42	164	5.3
32	RIDENOUR, Desmond	31-2	498	16.1	52-114	.456	8-30	.267	15-30	.500	15	50	65	2.1	59	2	20	0.65	31	1.00	0.65	6	0.19	26	0.84	127	4.1
13	PETERSON, Mitch	30-19	610	20.3	42-120	.350	15-59	.254	12-22	.545	26	79	105	3.5	39	2	22	0.73	20	0.67	1.10	3	0.10	24	0.80	111	3.7
03	FREDERICK, Akiean	23-4	234	10.2	27-49	.551	2-8	.250	14-22	.636	20	26	46	2.0	44	3	8	0.35	17	0.74	0.47	7	0.30	6	0.26	70	3.0
04	JOHNSON, Taishaun	8-0	76	9.5	7-23	.304	0-5	.000	7-12	.583	3	11	14	1.8	8	0	5	0.63	6	0.75	0.83	1	0.13	2	0.25	21	2.6
33	NWANKWO, Jonathan	8-0	22	2.8	2-5	.400	0-0	.000	1-2	.500	1	2	3	0.4	5	0	0	0.00	1	0.13	0.00	1	0.13	0	0.00	5	0.6
15	BERNSTEIN, Ryan	10-0	45	4.5	1-5	.200	0-2	.000	1-2	.500	2	2	4	0.4	6	0	2	0.20	0	0.00	99.00	0	0.00	5	0.50	3	0.3
Total.....		31	6252		803-1866	.430	232-706	.329	446-608	.734	350	751	1101	35.5	592	26	365	11.77	412	13.29	0.89	107	3.45	188	6.06	2284	73.7
Opponents.....		31	6250		816-1804	.452	226-676	.334	434-610	.711	312	756	1068	34.5	580	-	438	14.13	414	13.35	1.06	93	3.00	172	5.55	2292	73.9

Score by Periods	1st	2nd	OT	Totals
Kent State	1029	1223	32	2284
Opponents	1053	1222	17	2292

Season Metrics

#	Player	Min	AST%	EFG%	TS%	Usg%	DRB%	ORB%	TRB%
00	AVERY, Jalen	1035	20.1	.512	.556	14.1	7.3	2.1	4.6
15	BERNSTEIN, Ryan	45	7.2	.200	.255	6.4	5.2	5.0	5.1
01	DE LA ROSA, Adonis	797	8.6	.563	.634	24.3	20.7	13.3	16.9
02	DULING, BJ	495	5.5	.452	.460	20.4	15.0	5.0	9.9
03	FREDERICK, Akiean	234	6.5	.571	.596	15.9	13.1	9.7	11.3
04	JOHNSON, Taishaun	76	12.0	.304	.371	22.2	17.0	4.5	10.6
33	NWANKWO, Jonathan	22	0.0	.400	.425	15.4	10.7	5.1	7.9
13	PETERSON, Mitch	610	6.3	.412	.428	12.1	15.2	4.8	9.9
05	PIPPEN, Danny	627	5.3	.518	.564	20.4	24.8	11.0	17.7
32	RIDENOUR, Desmond	498	7.5	.491	.499	15.6	11.8	3.4	7.5
23	WALKER, Jaylin	937	13.2	.483	.528	27.4	8.7	4.1	6.3
55	ZABO, Kevin	876	16.9	.482	.529	23.8	10.5	2.1	6.2

Estimated possessions: 2202.2
 Team offensive rating (ORTg): 103.7
 Team defensive rating (DRtg): 104.1

AST% - An estimate of the pct of teammate field goals assisted while on the floor
 EFG% - Effective FG% (adjusts to include additional points from 3FGs)
 TS% - True Shooting% (takes into account field goals, 3-point field goals, and free throws)
 Usg% - An estimate of the pct of team plays used while on the floor
 DRB% - An estimate of the pct of available defensive rebounds grabbed while on the floor
 ORB% - An estimate of the pct of available offensive rebounds grabbed while on the floor
 TRB% - An estimate of the pct of all available rebounds grabbed while on the floor

ORTg - Offensive rating - points scored per 100 possessions
 DRtg - Defensive rating - points allowed per 100 possessions

Team Game-By-Game Statistics

TEAM STATISTICS

Opponent	Date	Score		Total		3-Pointers		Free throws		Rebounds				pf	a	t/o	blk	stl	pts	avg
				fg-fga	pct	3fg-fga	pct	ft-fa	pct	off	def	tot	avg							
vs Youngstown State	11/11/17	111-78	W	41-75	.547	2-14	.143	27-34	.794	17	40	57	57.0	25	19	13	6	8	111	111.0
OHIO CHRISTIAN	11/16/17	90-45	W	32-72	.444	10-26	.385	16-25	.640	16	32	48	52.5	14	12	6	6	6	90	100.5
MISSISSIPPI VALLEY STA	11/19/17	80-67	W	29-57	.509	8-23	.348	14-23	.609	10	23	33	46.0	17	20	13	7	11	80	93.7
SOUTHEASTERN LOUISI	11/21/17	66-70	L	23-62	.371	8-31	.258	12-16	.750	14	18	32	42.5	22	11	9	5	6	66	86.8
vs Valparaiso	11/24/17	67-77	L	21-54	.389	9-26	.346	16-22	.727	10	19	29	39.8	20	11	20	1	3	67	82.8
vs Loyola Chicago	11/25/17	60-75	L	21-58	.362	8-22	.364	10-16	.625	10	20	30	38.2	19	11	8	2	6	60	79.0
at Norfolk State	11/29/17	79-70	W	22-55	.400	9-23	.391	26-31	.839	13	31	44	39.0	18	12	17	7	5	79	79.0
CLEVELAND STATE	12/2/17	72-62	W	27-68	.397	5-26	.192	13-16	.813	18	23	41	39.2	13	10	9	3	5	72	78.1
at Xavier	12/06/17	70-96	L	24-59	.407	6-16	.375	16-22	.727	10	17	27	37.9	26	14	12	4	4	70	77.2
at Wright State	12/9/17	54-63	L	19-52	.365	6-17	.353	10-14	.714	8	28	36	37.7	27	11	24	1	12	54	74.9
NORTHEASTERN	12/18/17	69-81	L	26-51	.510	6-15	.400	11-17	.647	7	14	21	36.2	21	9	18	1	9	69	74.4
OREGON STATE	12/21/17	79-78	W	22-56	.393	10-25	.400	25-32	.781	12	24	36	36.2	27	14	16	3	7	79	74.8
at UAlbany	12/28/17	68-78	L	28-68	.412	3-20	.150	9-13	.692	19	16	35	36.1	25	13	11	2	4	68	74.2
at Northern Illinois	01/02/18	61-75	L	22-59	.373	4-25	.160	13-18	.722	14	18	32	35.8	23	7	13	3	7	61	73.3
CENTRAL MICHIGAN	01/06/18	85-69	W	28-57	.491	11-26	.423	18-24	.750	8	29	37	35.9	12	15	15	3	6	85	74.1
at Miami	1/9/18	69-80	L	25-61	.410	5-18	.278	14-19	.737	10	23	33	35.7	19	9	9	4	8	69	73.8
OHIO	01/12/18	70-69	W	25-56	.446	8-18	.444	12-23	.522	9	24	33	35.5	14	7	10	1	4	70	73.5
WESTERN MICHIGAN	01/16/18	73-71	W	27-65	.415	13-23	.565	6-7	.857	11	23	34	35.4	15	15	14	1	5	73	73.5
at TOLEDO	01/20/18	65-72	L	26-54	.481	8-19	.421	5-11	.455	7	27	34	35.4	17	9	10	3	2	65	73.1
BALL STATE	01/23/18	88-80	Wot	35-73	.479	7-25	.280	11-13	.846	10	32	42	35.7	15	13	14	4	7	88	73.8
at Central Michigan	1/27/18	84-76	W	28-61	.459	9-27	.333	19-26	.731	12	29	41	36.0	17	9	15	2	5	84	74.3
BUFFALO	01/30/18	82-79	W	26-57	.456	8-21	.381	22-25	.880	9	21	30	35.7	15	12	10	1	5	82	74.6
at Bowling Green	02/03/18	62-70	L	23-56	.411	6-22	.273	10-15	.667	9	28	37	35.7	17	7	15	3	5	62	74.1
EASTERN MICHIGAN	02/06/18	67-71	L	24-57	.421	9-24	.375	10-14	.714	15	22	37	35.8	18	14	19	3	6	67	73.8
at Ball State	2/9/18	68-87	L	24-58	.414	8-23	.348	12-15	.800	6	20	26	35.4	19	12	13	2	4	68	73.6
at Buffalo	2/13/18	72-84	L	28-71	.394	8-25	.320	8-12	.667	10	22	32	35.3	19	14	12	2	8	72	73.5
AKRON	02/17/18	78-68	W	23-54	.426	10-24	.417	22-24	.917	11	24	35	35.3	21	8	14	6	7	78	73.7
at Ohio	02/20/18	76-88	L	31-69	.449	6-25	.240	8-10	.800	12	21	33	35.2	17	10	8	3	6	76	73.8
BOWLING GREEN	02/24/18	64-63	W	22-53	.415	5-23	.217	15-25	.600	14	26	40	35.3	18	10	14	11	4	64	73.4
MIAMI	02/27/18	90-83	Wot	31-68	.456	9-29	.310	19-21	.905	12	31	43	35.6	17	17	18	4	8	90	74.0
at AKRON	3/2/18	65-67	L	20-50	.400	8-25	.320	17-25	.680	7	26	33	35.5	25	10	13	3	5	65	73.7
Kent State		2284		803-1866	.430	232-706	.329	446-608	.734	350	751	1101	35.5	592	365	412	107	188	2284	73.7
Opponents		2292		816-1804	.452	226-676	.334	434-610	.711	312	756	1068	34.5	580	438	414	93	172	2292	73.9

Games played: 31

Points/game: 73.7

FG Pct: 43.0

3FG Pct: 32.9

FT Pct: 73.4

Rebounds/game: 35.5

Assists/game: 11.8

Turnovers/game: 13.3

Assist/turnover ratio: 0.9

Steals/game: 6.1

Blocks/game: 3.5

Opponent Game-By-Game Statistics

OPPONENT STATISTICS

Opponent	Date	Score		Total		3-Pointers		Free throws		Rebounds				pf	a	t/o	blk	stl	pts	avg
				fg-fga	pct	3fg-fga	pct	ft-fa	pct	off	def	tot	avg							
vs Youngstown State	11/11/17	111-78	W	30-79	.380	6-20	.300	12-30	.400	21	20	41	41.0	29	14	12	2	7	78	78.0
OHIO CHRISTIAN	11/16/17	90-45	W	17-54	.315	9-31	.290	2-7	.286	4	23	27	34.0	20	10	18	2	3	45	61.5
MISSISSIPPI VALLEY STA	11/19/17	80-67	W	27-59	.458	5-13	.385	8-13	.615	11	21	32	33.3	23	15	16	3	2	67	63.3
SOUTHEASTERN LOUISI	11/21/17	66-70	L	24-51	.471	6-19	.316	16-24	.667	12	25	37	34.2	16	10	15	3	6	70	65.0
vs Valparaiso	11/24/17	67-77	L	26-53	.491	3-15	.200	22-28	.786	8	25	33	34.0	21	12	16	3	6	77	67.4
vs Loyola Chicago	11/25/17	60-75	L	27-53	.509	12-22	.545	9-12	.750	8	32	40	35.0	15	17	15	0	4	75	68.7
at Norfolk State	11/29/17	79-70	W	27-69	.391	8-24	.333	8-13	.615	13	23	36	35.1	23	15	11	5	5	70	68.9
CLEVELAND STATE	12/2/17	72-62	W	24-56	.429	8-22	.364	6-14	.429	12	23	35	35.1	14	8	16	7	3	62	68.0
at Xavier	12/06/17	70-96	L	33-62	.532	6-18	.333	24-25	.960	12	27	39	35.6	18	21	9	4	4	96	71.1
at Wright State	12/9/17	54-63	L	20-52	.385	4-22	.182	19-26	.731	7	24	31	35.1	17	10	16	4	9	63	70.3
NORTHEASTERN	12/18/17	69-81	L	26-46	.565	9-23	.391	20-23	.870	7	20	27	34.4	16	17	19	0	6	81	71.3
OREGON STATE	12/21/17	79-78	W	23-55	.418	6-23	.261	26-36	.722	14	22	36	34.5	27	7	19	3	6	78	71.8
at UAlbany	12/28/17	68-78	L	23-46	.500	7-18	.389	25-32	.781	9	23	32	34.3	18	20	11	4	4	78	72.3
at Northern Illinois	01/02/18	61-75	L	24-55	.436	4-15	.267	23-26	.885	15	27	42	34.9	19	9	12	1	6	75	72.5
CENTRAL MICHIGAN	01/06/18	85-69	W	26-67	.388	11-31	.355	6-8	.750	12	20	32	34.7	22	10	16	4	5	69	72.3
at Miami	1/9/18	69-80	L	29-56	.518	10-25	.400	12-22	.545	9	26	35	34.7	22	16	13	3	6	80	72.8
OHIO	01/12/18	70-69	W	25-53	.472	9-19	.474	10-13	.769	5	26	31	34.5	18	15	14	3	5	69	72.5
WESTERN MICHIGAN	01/16/18	73-71	W	26-55	.473	3-17	.176	16-24	.667	8	25	33	34.4	12	9	11	4	7	71	72.4
at TOLEDO	01/20/18	65-72	L	26-61	.426	6-21	.286	14-19	.737	10	25	35	34.4	9	18	6	3	4	72	72.4
BALL STATE	01/23/18	88-80	Wot	28-68	.412	11-29	.379	13-18	.722	10	27	37	34.5	19	15	16	5	7	80	72.8
at Central Michigan	1/27/18	84-76	W	27-65	.415	8-28	.286	14-18	.778	10	26	36	34.6	20	14	12	3	6	76	73.0
BUFFALO	01/30/18	82-79	W	30-54	.556	8-19	.421	11-14	.786	2	20	22	34.0	24	16	10	2	5	79	73.2
at Bowling Green	02/03/18	62-70	L	27-63	.429	8-24	.333	8-11	.727	10	27	37	34.2	15	15	10	3	5	70	73.1
EASTERN MICHIGAN	02/06/18	67-71	L	29-60	.483	4-16	.250	9-13	.692	11	20	31	34.0	15	17	13	6	11	71	73.0
at Ball State	2/9/18	68-87	L	34-60	.567	8-20	.400	11-17	.647	10	29	39	34.2	17	19	13	1	4	87	73.6
at Buffalo	2/13/18	72-84	L	33-63	.524	7-22	.318	11-15	.733	11	33	44	34.6	13	19	13	6	8	84	74.0
AKRON	02/17/18	78-68	W	21-53	.396	9-21	.429	17-24	.708	10	20	30	34.4	23	12	14	5	6	68	73.7
at Ohio	02/20/18	76-88	L	32-58	.552	10-24	.417	14-17	.824	7	26	33	34.4	13	19	11	1	6	88	74.2
BOWLING GREEN	02/24/18	64-63	W	23-68	.338	4-20	.200	13-17	.765	22	21	43	34.7	19	9	11	1	3	63	73.9
MIAMI	02/27/18	90-83	Wot	28-61	.459	10-30	.333	17-23	.739	5	25	30	34.5	22	17	15	2	11	83	74.2
at AKRON	3/2/18	65-67	L	21-49	.429	7-25	.280	18-28	.643	7	25	32	34.5	21	13	11	0	2	67	73.9
Opponents		2292		816-1804	.452	226-676	.334	434-610	.711	312	756	1068	34.5	580	438	414	93	172	2292	73.9
Kent State		2284		803-1866	.430	232-706	.329	446-608	.734	350	751	1101	35.5	592	365	412	107	188	2284	73.7

Games played: 31
Points/game: 73.9
FG Pct: 45.2
3FG Pct: 33.4
FT Pct: 71.1

Rebounds/game: 34.5
Assists/game: 14.1
Turnovers/game: 13.4
Assist/turnover ratio: 1.1
Steals/game: 5.5
Blocks/game: 3.0

Single Game Highs

Kent State

Points: 27, Jayin Walker vs. Akron (2/17/18)
FG Made: 10, Jaylin Walker vs. SE Louisiana (11/21/17)
FG Att: 27, Jaylin Walker vs. Albany (12/28/17)
FG %*: .900, Adonis De La Rosa vs. Youngstown State (11/11/17)
3FG Made: 7, Jaylin Walker vs. Akron (2/17/18)
3FG Att: 13, 2 times, most recent Jaylin Walker at Bowling Green (2/3/18)
FT Made: 13, 2 times, most recent Jaylin Walker vs. Oregon State (12/21/17)
FT Att: 14, 2 times, most recent Jaylin Walker vs. Oregon State (12/21/17)
FT %*: 1.000 (8), Adonis De La Rosa vs. MVSU (11/19/17)
Rebounds: 18, Danny Phippen vs Miami (2/27/18)
Assists: 10, Jalen Avery vs. MVSU (11/19/17)
Steals: 4, Ryan Bernstein vs. Wright State (12/9/17)
Blocks: 7, Danny Phippen vs. Bowling Green (2/24/18)

*Minimum eight attempts

Opponents

Points: 26, Trevon Bluiett, Xavier (12/6/17)
FG Made: 9, 3 times, most recent Jeremy Harris, Buffalo (2/13/18)
FG Att: 26, Cameron Morse, Youngstown State (11/11/17)
FG %*: .778, Eddy Polanco, SE Louisiana (11/21/17)
3FG Made: 5, 2x most recent, Isaiah Coleman-Lands, Miami (2/27/18)
3FG Att: 10, 2x most recent, Jordan Dartis, Ohio (2/20/18)
FT Made: 14, Levi Bradley, Northern Illinois (1/2/18)
FT Att: 14, most recent, Levi Bradley, Northern Illinois (1/2/18)
FT %*: 1.000 (14) Levi Bradley, Northern Illinois (1/2/18)
Rebounds: 14, Levi Bradley, Northern Illinois (1/2/18)
Assists: 11, Darrian Ringo, Miami (2/27/18)
Steals: 6, Darrian Ringo, Miami (2/27/18)
Blocks: 3, 2x most recent Jayvon Graves, Buffalo (2/13/18)

*Minimum eight attempts

Kent State's Record When...

Scenario	Record
Leading at the half:	9-2
Trailing at the half:	6-11
Tied at the half:	0-3
Outrebounding opponent:	12-3
Outrebounded by opponent:	2-11
Commit more turnovers than opponent:	6-8
Commit less turnovers than opponent:	7-6
Commit 10 or more turnovers:	12-12
Commit less than 10 turnovers:	2-5
When shooting 50.0% or higher:	2-1
When shooting less than 50.0%:	12-15
Overtime games:	2-0
More bench points than opponent:	11-5
Inside The M.A.C. Center:	12-3
On the Road:	2-11
At a neutral site:	1-2
Against ranked teams:	0-1
In blue jerseys:	0-2
In gold jerseys:	4-6
In white jerseys:	4-2
In grey jerseys:	6-2
In black jerseys:	1-4
In November:	4-3
In December:	2-4
In January:	5-3
In February:	3-4
In March:	0-1
When KSU scores less than 50 points:	0-0
When KSU scores 50-59 points:	0-1
When KSU scores 60-69 points:	1-12
When KSU scores 70-79 points:	6-3
When KSU scores 80+ points:	7-0

Scoring Margin Breakdown

Total	1	2	3	4	5	6	7	8	9	10	11-15	16-20	21+
Win	3	1	1	0	0	0	1	2	1	2	1	1	2
Loss	0	0	0	2	0	0	1	1	1	1	6	1	1

Charting the Numbers

	Season	Career
Double-Digit Scoring Games		
Jaylin Walker	26(13-13)	59 (33-26)
Adonis De La Rosa	21 (12-9)	22 (13-9)
Kevin Zabo	21 (11-10)	28 (14-14)
Jalen Avery	17 (10-7)	22 (14-8)
Danny Phippen	12 (8-4)	14 (10-4)
Desmond Ridenour	4 (1-3)	9 (2-7)
Akiean Frederick	2 (1-1)	2 (1-1)
BJ Duling	5 (4-1)	5 (4-1)
Mitch Peterson	1 (0-1)	9 (6-3)
20-Point Games		
Jaylin Walker	8 (4-4)	18 (10-8)
Adonis De La Rosa	4 (3-1)	4 (3-1)
Jalen Avery		1 (1-0)
Kevin Zabo	5 (4-1)	5 (4-1)
Danny Phippen	1 (1-0)	1 (1-0)
Scoring Leaders		
Jaylin Walker	14 (6-8)	28 (12-16)
Kevin Zabo	11 (7-4)	11 (7-4)
Adonis De La Rosa	5 (2-3)	5 (2-3)
Akiean Frederick	1 (0-1)	1 (0-1)
Danny Phippen	3 (1-2)	3 (1-2)
Jalen Avery	1 (0-1)	1 (0-1)
10+ Rebound Games		
Adonis De La Rosa	8 (6-2)	8 (6-2)
Danny Phippen	5 (3-2)	5 (3-2)
Jaylin Walker		1 (1-0)
Rebounding Leaders		
Adonis De La Rosa	18 (9-9)	19 (10-9)
Mitch Peterson	6 (2-4)	7 (3-4)
Danny Phippen	11 (6-5)	11 (6-5)
Jalen Avery	2 (1-1)	2 (1-1)
BJ Duling	1 (1-0)	1 (1-0)
Kevin Zabo	2 (1-1)	2 (1-1)
Jaylin Walker	1 (0-1)	3 (1-1)
Desmond Ridenour		1 (0-1)
Double-Doubles		
Adonis De La Rosa	6 (6-0)	7 (7-0)
Danny Phippen	5 (3-2)	5 (3-2)
Jaylin Walker		1 (1-0)
Assist Leaders		
Jalen Avery	20 (9-11)	33 (18-15)
Jaylin Walker	8 (6-2)	11 (9-2)
Kevin Zabo	10 (4-6)	13 (6-7)
Adonis De La Rosa	1 (1-0)	1 (1-0)
Desmond Ridenour		9 (2-7)
Mitch Peterson		1 (1-0)
Danny Phippen		1 (1-0)
BJ Duling	1 (0-1)	1 (0-1)
Desmond Ridenour	1 (0-1)	1 (0-1)

* () Team's record in those games

* Game highs include games when tied with another player

KSU AT HOME THE LAST 18 YEARS

Year	W-L	Pct.
1998-99	13-1	.928
1999-00	13-1	.928
2000-01	10-2	.833
2001-02	12-0	1.000
2002-03	9-5	.643
2003-04	11-3	.786
2004-05	12-2	.857
2005-06	12-2	.857
2006-07	11-2	.846
2007-08	16-0	1.000
2008-09	13-3	.813
2009-10	14-2	.875
2010-11	13-2	.867
2011-12	12-3	.800
2012-13	12-6	.667
2013-14	11-7	.611
2014-15	12-4	.750
2015-16	13-3	.813
2016-17	10-6	.625
2017-18	12-3	.800
Total	247-59	.807

KENT STATE'S YEAR-BY-YEAR RUN

Year	Record	Postseason
2017-18	15-15; 9-8	-
2016-17	22-14; 10-8	NCAA 1st round
2015-16	19-13; 10-8	-
2014-15	23-12; 12-6	CIT quarters
2013-14	16-16; 7-11	-
2012-13	21-14; 9-7	CIT 2nd round
2011-12	21-12; 10-6	CIT
2010-11	25-12; 12-4	NIT quarters
2009-10	24-10; 13-3	NIT 2nd round
2008-09	19-15; 10-6	CIT
2007-08	28-7; 13-3	NCAA
2006-07	21-11; 12-4	-
2005-06	25-9; 15-3	NCAA
2004-05	20-13; 11-7	NIT
2003-04	22-9; 13-5	NIT
2002-03	22-9; 12-6	NIT
2001-02	30-6; 17-1	NCAA Elite 8
2000-01	24-10; 13-5	NCAA 2nd round
1999-00	23-8; 13-5	NIT quarters
1998-99	23-7; 13-5	NCAA

SINCE 1998-99 BY THE NUMBERS

439	Number of wins by Kent State
10	Post-season wins
6	NIT Appearances
6	NCAA Appearances

THE LAST TIME KENT STATE...

BUZZER BEATERS

		(WITH 0:00 ON THE CLOCK)
Won on a buzzer beater	Kris Brewer, driving layup	March 6, 2015 vs Akron (79-77)
Lost on a buzzer beater	Bryquis Perine, three-pointer	Nov. 15, 2009 vs Green Bay (87-86 ot)

SCORING

Scored 100 points	(W, 111-78)	Nov. 11, 2017 vs. Youngstown State
Scored 90-99 points	(W, 90-83)	Feb. 27, 2018 vs Miami
Scored less than 50 points	(L, 50-49)	Jan. 29, 2014 vs. Northern Illinois
Scored less than 50 points and won	(W, 49-47)	March 14, 2008 vs Miami
Allowed 100 points	(W, 116-106)	March 6, 2017 vs. Central Michigan
Allowed 90 points	(L, 96-70)	Dec. 6, 2017 vs Xavier
Allowed less than 50 points	45 (90-45)	Nov. 16, 2017 vs Ohio Christian
Won by 50+ points	56 (111-55)	Nov. 18, 2016 vs Hiram
Won by 40+ points	45 (90-45)	Nov. 16, 2017 vs Ohio Christian
Won by 30+ points	45 (90-45)	Nov. 16, 2017 vs Ohio Christian

SHOOTING

Shot 60 percent or better from the field	62.3 (33-53)	Jan. 14, 2017 at Western Michigan
Shot 60 percent or better from three	69.2 (9-13)	March 1, 2014 at Ohio
Shot 70 percent or better from three	77.8 (7-9)	Dec. 4, 2002 at Rhode Island
Shot 80 percent or better from three	81.8 (9-11)	Dec. 21, 1992 at Niagara
Made 10-14 3-point field goals	13	Jan. 16, 2018 vs. Western Michigan
Made 15-plus 3-point field goals	16	March 6, 2017 vs. Central Michigan
Shot 90 percent or better from the foul line	91% (19-21)	Feb. 27, 2018 vs. Miami

TEAM STATS

Had 50 or more rebounds	53	Dec. 27, 2016 at Texas
Had 20 or more assists	20	Nov. 19, 2017 vs. Mississippi Valley State
Had 30 or more assists	30	Dec. 30, 2008 vs Shawnee State
Had 8 or more blocked shots	11	Feb. 24, 2018 vs. Bowling Green
Had 15 or more steals	15	Nov. 8, 2013 vs Ohio Northern
Had 20 or more steals	22	Nov. 24, 2002 vs. Urbana
Had 5 or fewer turnovers	5	Feb. 17, 2017 at Akron

A KENT STATE PLAYER(S)

Scored 30-39 points	Jaylin Walker (30) vs. Akron, 3/11/17
Scored 40-plus points	Doug Grayson (41) at North Carolina, 12/6/67
Two or more score 20-plus points	Pippen (21) and De La Rosa (20) vs. Buffalo, 1/30/18 vs. Central Michigan, 3/6/17
Two players with a double-double	Jimmy Hall (33 points, 14 rebounds) Jaylin Walker (29 points, 14 rebounds)
No players in double figures	at Ohio State, 11/12/06
Five players in double figures	vs. Miami, 2/27/18
Six players in double figures	Zabo (21), Avery (17), Pippen (17), De La Rosa (16), Walker (15) vs. Ball State, 1/23/18
Perfect at FT line (min. 10 att.)	Zabo (21), Walker (17), De La Rosa (15), Pippen (11), Avery (10), Duling (10)
Had 15-plus rebounds	Kris Brewer (10-10) at Northern Illinois, 1/30/13
Had 10-plus assists	Danny Pippen (18) vs Miami, 2/27/18
Had 6-plus steals	Jalen Avery (10) vs Mississippi Valley State, 11/19/17
Had 5-plus blocked shots	Michael Porrini (6) vs Buffalo, 3/10/11 Danny Pippen (7) vs Bowling Green, 2/24/18

2017-18 Box Scores

GM #1: Kent State 111, Youngstown State 78
Sat., Nov. 11, 2017 * Akron, Ohio

GM #2: Kent State 90, Ohio Christian 45
Thu., Nov. 16, 2017 * Kent, Ohio

Youngstown State 78 • 0-1

#	Player	Total			3-Ptr			Rebounds			PF	TP	A	TO	Blk	Stl	Min
		FG	FGA	FT	FTA	FG	FGA	FT	FTA	Off							
00	ROBINSON, Tyree	5	6	0	0	1	3	1	4	3	10	0	0	0	0	8	
01	HARTFIELD, Braun	4	16	0	4	6	11	3	4	7	4	14	4	2	1	35	
23	SANTIAGO, Francisco	2	3	2	3	0	1	1	2	2	6	1	0	0	0	25	
04	MORSE, Cameron	8	26	1	6	2	4	1	2	3	1	19	4	3	0	35	
03	BOHANNON, Naz	4	11	1	2	0	4	3	5	8	2	9	0	4	0	25	
02	HAYGOOD, Devin	1	1	0	0	1	1	2	3	4	2	0	1	0	0	11	
04	BENTON, Jaylen	0	1	0	0	0	0	1	1	2	0	1	0	0	0	8	
05	FERGUSON, Jeremiah	1	2	0	0	0	0	1	1	2	2	2	1	0	1	5	
10	STROLLO, Ryan	0	1	0	0	0	0	1	0	0	1	0	1	0	0	8	
13	WILBOURN, Alex	0	1	0	0	0	0	1	0	1	0	0	0	0	0	4	
21	ANABIR, Noe	2	3	0	0	2	2	2	2	3	6	0	0	1	1	8	
31	AKUCKIE, Michael	1	4	1	3	0	0	1	2	3	4	3	0	1	0	8	
32	COVINGTON, Garrett	2	4	1	2	2	0	0	0	2	7	1	0	0	0	20	
Team								5	1	6							
Totals		30	79	6	20	12	30	21	20	41	29	78	14	12	2	7	200

FG % 1st Half: 16-46 34.8% 2nd half: 14-33 42.4% Game: 30-79 38.0%
 3FG % 1st Half: 5-13 38.5% 2nd half: 1-7 14.3% Game: 6-20 30.0%
 FT % 1st Half: 4-10 40.0% 2nd half: 8-20 40.0% Game: 12-30 40.0%

Kent State 111 • 1-0

#	Player	Total			3-Ptr			Rebounds			PF	TP	A	TO	Blk	Stl	Min
		FG	FGA	FT	FTA	FG	FGA	FT	FTA	Off							
00	AVERY, Jalen	4	9	0	2	6	6	2	6	8	1	14	5	0	0	2	27
01	DE LA ROSA, Adonis	9	10	0	0	2	3	5	3	8	3	20	0	1	1	0	13
02	DULING, BJ	0	5	0	0	1	6	7	4	0	4	0	2	0	1	1	21
13	PETERSON, Mitch	4	9	0	2	1	1	0	5	5	1	9	2	1	0	0	20
23	WALKER, Jaylin	6	12	1	5	7	9	0	1	1	1	20	5	2	0	2	30
03	FREDERICK, Akiean	5	6	0	0	1	2	3	5	6	2	11	0	0	1	0	15
04	JOHNSON, Taishau	3	6	0	0	1	2	1	5	6	3	7	2	2	0	0	18
05	PIPPEN, Danny	4	8	1	3	4	5	3	8	4	13	0	3	3	2	14	
32	RIDENOUR, Desmond	5	6	0	1	2	2	0	3	3	3	12	1	3	0	1	20
33	NWANKWO, Jonathan	0	0	0	0	1	2	0	0	0	1	1	0	0	0	0	3
55	ZABO, Kevin	1	4	0	0	2	2	0	3	2	4	2	1	0	0	0	19
Team								1	2	3							
Totals		41	75	2	14	27	34	17	40	57	25	111	19	13	6	8	200

FG % 1st Half: 15-37 40.5% 2nd half: 26-38 68.4% Game: 41-75 54.7%
 3FG % 1st Half: 2-12 16.7% 2nd half: 0-2 0.0% Game: 2-14 14.3%
 FT % 1st Half: 14-18 77.8% 2nd half: 13-16 81.3% Game: 27-34 79.4%

Officials: Donnie Epply, Steve McClunkin, Bill Ek
 Technical fouls: Youngstown State-None. Kent State-None.
 Attendance: 2434

Score by periods	1st	2nd	Total
Youngstown State	41	37	78
Kent State	46	65	111

Last FG - YSU 2nd-01:34, KENTST 2nd-00:02.
 Largest lead - YSU by 4 1st-13:57, KENTST by 33 2nd-00:02.
 YSU led for 07:30. KENTST led for 27:36. Game was tied for 04:54.

	In	Off	2nd	Fast	Bench
Points	Paint	T/O	Chance	Break	
YSU	40	10	23	0	20
KENTST	72	16	18	4	48

Score tied - 9 times.
 Lead changed - 7 times.

Ohio Christian 45 • 2-4

#	Player	Total			3-Ptr			Rebounds			PF	TP	A	TO	Blk	Stl	Min
		FG	FGA	FT	FTA	FG	FGA	FT	FTA	Off							
03	HEARN, Jalen	2	9	0	0	0	0	0	0	0	3	6	2	2	0	1	27
04	VAUGHN, Caleb	0	5	0	0	0	0	1	1	1	0	0	1	1	0	0	21
05	GEIG, Dylan	2	6	1	4	0	0	3	3	4	5	2	1	0	0	17	
10	JOHNSON, John	5	11	3	8	0	0	6	6	0	13	1	1	0	1	25	
11	MUNDY, Troy	0	2	0	0	0	0	0	3	3	0	0	2	0	0	12	
20	WYMAN, Corey	0	2	0	0	0	0	0	0	0	0	0	1	0	0	6	
21	DOSUNMU, Yakub	1	5	0	2	1	3	0	2	2	1	3	2	2	0	13	
22	VICKS, Tyrek	0	0	0	0	0	0	0	0	0	0	0	0	0	0	2	
23	WINDLEY, Rael	3	6	2	4	0	0	1	5	6	3	8	1	2	0	22	
24	WOODS, Thomas	1	3	1	3	1	4	0	0	0	2	4	0	1	0	16	
32	HARTMAN, Rijnard	2	3	0	0	0	0	1	0	1	4	4	1	4	1	0	22
33	HENNEN, Mike	1	1	0	0	0	0	0	0	0	1	2	0	1	0	0	8
52	WILLIAMS, Genesis	0	1	0	0	0	0	0	0	0	1	0	0	0	0	1	9
Team								2	3	5							
Totals		17	54	9	31	2	7	4	23	27	20	45	10	18	2	3	200

FG % 1st Half: 7-31 22.6% 2nd half: 10-23 43.5% Game: 17-54 31.5%
 3FG % 1st Half: 4-19 21.1% 2nd half: 5-12 41.7% Game: 9-31 29.0%
 FT % 1st Half: 1-2 50.0% 2nd half: 1-5 20.0% Game: 2-7 28.6%

Kent State 90 • 2-0

#	Player	Total			3-Ptr			Rebounds			PF	TP	A	TO	Blk	Stl	Min
		FG	FGA	FT	FTA	FG	FGA	FT	FTA	Off							
00	AVERY, Jalen	3	6	1	3	0	1	2	0	2	0	7	2	0	0	1	23
01	DE LA ROSA, Adonis	5	9	0	0	4	6	5	7	12	1	14	1	2	0	0	20
02	DULING, BJ	3	9	1	2	1	3	0	5	5	0	8	0	0	0	0	18
13	PETERSON, Mitch	0	5	0	2	0	0	3	3	1	0	1	0	1	0	0	23
23	WALKER, Jaylin	4	6	3	4	2	2	2	4	13	3	0	0	0	1	20	
03	FREDERICK, Akiean	2	4	0	0	3	4	5	9	1	7	2	0	0	1	16	
04	JOHNSON, Taishau	3	8	0	3	5	2	0	2	0	9	2	1	1	1	19	
05	PIPPEN, Danny	3	7	2	5	2	2	0	3	3	10	0	2	3	0	14	
32	RIDENOUR, Desmond	3	9	1	3	0	0	1	5	6	3	7	0	0	0	2	19
33	NWANKWO, Jonathan	0	1	0	0	0	0	0	0	0	2	0	0	1	0	0	7
55	ZABO, Kevin	6	8	2	4	1	1	1	1	1	15	1	0	1	0	21	
Team								0	1	1							
Totals		32	72	10	26	16	25	16	32	48	14	90	12	6	6	6	200

FG % 1st Half: 16-36 44.4% 2nd half: 16-36 44.4% Game: 32-72 44.4%
 3FG % 1st Half: 6-17 35.3% 2nd half: 4-9 44.4% Game: 10-26 38.5%
 FT % 1st Half: 9-13 69.2% 2nd half: 7-12 58.3% Game: 16-25 64.0%

Officials: Greg Langsdorf, Jesse Joseph, Jon Campbell
 Technical fouls: Ohio Christian-None. Kent State-None.
 Attendance: 2440

Score by periods	1st	2nd	Total
Ohio Christian	19	26	45
Kent State	47	43	90

Last FG - OCU 2nd-02:53, KENTST 2nd-01:04.
 Largest lead - OCU by 3 1st-19:34, KENTST by 45 2nd-00:31.
 OCU led for 00:23. KENTST led for 38:12. Game was tied for 01:25.

Score tied - 1 time.
 Lead changed - 1 time.

GM #3: Kent State 80, MVSU 67
Sun., Nov. 19, 2017 * Kent, Ohio

Mississippi Valley State 67 • 0-4

#	Player	Total			3-Ptr			Rebounds			PF	TP	A	TO	Blk	Stl	Min
		FG	FGA	FT	FTA	FG	FGA	FT	FTA	Off							
01	SCOTT, Dante	3	7	0	0	1	2	3	6	4	6	1	0	0	0	27	
21	ANAKWENZE, Arinze	1	1	0	0	1	1	2	3	2	0	1	0	0	0	11	
10	EJEH, Emmanuel	9	12	0	0	3	6	4	8	5	21	1	0	0	0	26	
03	EVANS, Jordan	5	13	0	4	1	2	3	1	10	3	0	0	1	0	28	
05	ECKWOOD, Tereke	5	12	3	5	4	4	1	3	4	1	17	5	2	0	32	
00	LEWIS, Jeffery	1	1	1	0	0	2	2	0	0	3	1	1	0	0	15	
12	HUNT, Lorenzo	0	1	0	0	0	0	1	1	0	0	0	0	0	0	5	
15	DAVIS, Gemaal	1	6	0	0	1	2	1	3	1	3	0	2	0	0	14	
20	CREIGHTON, Davere	2	6	1	2	0	0	4	4	1	5	0	2	0	0	15	
22	NAHIMY, Nate	0	0	0	0	0	0	0	0	0	0	1	0	0	0	11	
23	ALLEN, LaCurtis	0	0	0	0	0	0	0	0	0	2	0	0	1	0	0	2
24	TAYLOR, Henry	0	0	0	0	0	0	0	0	0	2	0	0	0	0	0	2
32	ALLISON, Caleb	0	0	0	0	0	0	0	0	0	0	0	0	0	0	1	
33	WATSON, Jamal	0	0	0	0	0	0	1	1	2	3	0	0	1	1	0	9
Team								0	0	0							
Totals		27	59	5	13	8	13	11	21	32	23	67	15	16	3	2	200

FG % 1st Half: 9-27 33.3% 2nd half: 18-32 56.3% Game: 27-59 45.8%
 3FG % 1st Half: 2-7 28.6% 2nd half: 3-6 50.0% Game: 5-13 38.5%
 FT % 1st Half: 7-8 87.5% 2nd half: 1-5 20.0% Game: 8-13 61.5%

Kent State 80 • 3-0

#	Player	Total			3-Ptr			Rebounds			PF
---	--------	-------	--	--	-------	--	--	----------	--	--	----

GM #5: Valparaiso 77, Kent State 67

Fri., Nov. 24, 2017 * Savannah, Ga.

#	Player	Total		3-Ptr		Rebounds			PF	TP	A	TO	Blk	Stl	Min
		FG-FGA	FG-FGA	FT-FTA	Off	Def	Tot								
02	DULING, BJ	f	2-6	1-2	2-2	1	0	1	4	7	1	2	0	0	13
13	PETERSON, Mitch	f	3-5	3-4	1-2	2	6	8	1	10	0	2	0	0	33
01	DE LA ROSA, Adonis	c	3-3	0-0	4-4	2	5	7	4	10	0	6	0	2	22
00	AVERY, Jalen	g	2-5	1-3	1-2	0	0	0	6	2	1	0	0	0	27
23	WALKER, Jaylin	g	5-17	2-10	3-3	0	2	2	1	15	3	3	0	1	37
03	FREDERICK, Akiean	g	3-6	0-1	3-5	2	1	3	2	9	1	0	0	0	20
04	JOHNSON, Taishaun	g	0-2	0-1	0-2	0	1	1	1	0	0	0	0	0	9
05	PIPPEN, Danny	g	2-5	1-3	2-2	1	4	5	4	7	1	4	1	0	23
32	RIDENOUR, Desmond	g	0-1	0-0	0-0	1	0	1	0	0	1	0	0	0	2
55	ZABO, Kevin	g	1-4	1-2	0-0	0	0	0	3	3	2	1	0	0	14
Team						1	0	1			1				
Totals			21-54	9-26	16-22	10	19	29	20	67	11	20	1	3	200

FG % 1st Half: 9-27 33.3% 2nd half: 12-27 44.4% Game: 21-54 38.9%
 3FG % 1st Half: 4-12 33.3% 2nd half: 5-14 35.7% Game: 9-26 34.6%
 FT % 1st Half: 5-8 62.5% 2nd half: 11-14 78.6% Game: 16-22 72.7%

Valparaiso 77 • 6-0

#	Player	Total		3-Ptr		Rebounds			PF	TP	A	TO	Blk	Stl	Min
		FG-FGA	FG-FGA	FT-FTA	Off	Def	Tot								
00	Hazen, Parker	f	2-2	0-0	0-0	2	0	2	1	4	0	2	0	0	10
00	Burton, Joe	f	1-7	1-5	2-2	0	5	5	2	5	0	2	2	0	25
14	Sorolla, Jaume	c	0-0	0-0	0-0	0	0	0	2	0	0	0	0	0	9
02	Walker, Tevonn	g	5-12	0-4	7-8	1	3	4	2	17	0	3	0	1	28
04	Evelyn, Bakari	g	3-10	0-1	7-8	1	0	1	1	13	7	2	0	2	30
01	Bradford, Micah	g	0-0	0-0	0-0	0	0	0	1	0	1	0	0	0	6
03	Joseph, Max	g	2-4	0-1	0-0	1	2	3	0	4	2	1	0	0	22
05	Golder, Markus	g	5-7	2-3	3-3	0	3	3	0	15	1	2	0	1	19
12	Linszen, Marten	g	5-5	0-0	2-5	1	6	7	3	12	0	0	0	1	21
23	Smits, Derrick	g	2-3	0-0	1-2	2	1	3	5	5	1	1	0	0	8
23	McMillan, Mileek	g	1-2	0-1	0-0	0	2	2	4	2	0	2	0	0	12
33	Kiser, John	g	0-1	0-0	0-0	0	0	0	0	0	0	0	0	0	10
Team						0	3	3			1				
Totals			26-53	3-15	22-28	8	25	33	21	77	12	16	3	6	200

FG % 1st Half: 14-25 56.0% 2nd half: 12-28 42.9% Game: 26-53 49.1%
 3FG % 1st Half: 1-9 11.1% 2nd half: 2-6 33.3% Game: 3-15 20.0%
 FT % 1st Half: 5-7 71.4% 2nd half: 17-21 81.0% Game: 22-28 78.6%

Officials: Blake Harris, Kevin Driver, Nick Meyer
 Technical fouls: Kent State-TEAM. Valparaiso-Burton, Joe.
 Attendance: _____

Score by periods	1st	2nd	Total
Kent State	27	40	67
Valparaiso	34	43	77

	In	Off	2nd	Fast	Bench
Points	Paint	T/O	Chance	Break	
KENTST	25	10	9	9	19
VALPO	38	25	11	6	38

Last FG - KENTST 2nd-04:09, VALPO 2nd-00:00.
 Largest lead - KENTST by 7 1st-15:25, VALPO by 14 2nd-18:31.
 KENTST led for 12:35. VALPO led for 27:00. Game was tied for 00:25.

GM #7: Kent State 79, Norfolk State 70

Wed., Nov. 29, 2017 * Norfolk, Va.

Kent State 79 • 4-3

#	Player	Total		3-Ptr		Rebounds			PF	TP	A	TO	Blk	Stl	Min
		FG-FGA	FG-FGA	FT-FTA	Off	Def	Tot								
00	AVERY, Jalen	f	6-9	3-4	3-4	1	4	5	0	18	4	3	0	0	37
03	FREDERICK, Akiean	f	0-2	0-0	1-2	0	0	0	1	1	0	1	0	0	6
05	PIPPEN, Danny	f	2-5	1-3	3-4	5	2	7	1	8	0	4	1	0	18
13	PETERSON, Mitch	f	2-5	2-3	0-0	2	5	7	1	6	0	2	0	1	21
55	ZABO, Kevin	f	4-15	3-9	4-4	4	5	5	3	15	4	1	0	1	34
01	DE LA ROSA, Adonis	f	3-7	0-0	13-14	4	6	10	5	19	0	4	3	0	26
02	DULING, BJ	f	3-5	0-1	0-1	0	5	5	4	6	2	0	3	1	23
04	JOHNSON, Taishaun	g	0-1	0-0	0-0	0	0	0	0	0	2	0	0	0	4
15	BERNSTEIN, Ryan	g	0-0	0-0	0-0	0	1	1	1	0	0	0	0	0	9
32	RIDENOUR, Desmond	g	2-6	0-3	2-2	0	2	2	2	6	2	0	0	0	22
Team						1	1	2							
Totals			22-55	9-23	26-31	13	31	44	18	79	12	17	7	5	200

FG % 1st Half: 7-25 28.0% 2nd half: 15-30 50.0% Game: 22-55 40.0%
 3FG % 1st Half: 3-10 30.0% 2nd half: 6-13 46.2% Game: 9-23 39.1%
 FT % 1st Half: 11-14 78.6% 2nd half: 15-17 88.2% Game: 26-31 83.9%

Norfolk State 70 • 0-7

#	Player	Total		3-Ptr		Rebounds			PF	TP	A	TO	Blk	Stl	Min
		FG-FGA	FG-FGA	FT-FTA	Off	Def	Tot								
00	PITT, Mastadi	f	4-11	1-6	1-2	0	0	0	3	10	0	1	0	0	26
01	BUNGEI, Preston	f	6-12	0-1	2-3	2	3	5	1	14	2	3	1	1	37
22	LONG, Alex	f	4-11	0-0	1-3	2	3	5	3	9	1	1	0	2	23
24	WILLIAMS, Kyle	f	6-10	3-7	1-2	0	2	2	2	16	1	1	0	1	31
33	WHITLEY, Steven	f	4-11	2-3	2-2	3	9	12	4	12	9	2	0	1	35
14	ALLEN, Stavian	f	1-3	1-1	0-0	1	1	2	3	3	1	0	1	0	11
14	THOMAS, Nic	f	1-7	1-4	0-0	0	0	0	0	3	1	1	0	0	18
35	JAMERSON, Derrick	f	0-2	0-2	0-0	1	0	1	2	0	0	1	1	0	9
44	ROBINSON, Dan	f	1-2	0-0	1-1	1	2	3	5	3	0	1	2	0	10
Team						3	3	6							
Totals			27-69	8-24	8-13	13	23	36	23	70	15	11	5	5	200

FG % 1st Half: 14-31 45.2% 2nd half: 13-38 34.2% Game: 27-69 39.1%
 3FG % 1st Half: 4-13 30.8% 2nd half: 4-11 36.4% Game: 8-24 33.3%
 FT % 1st Half: 0-1 0.0% 2nd half: 8-12 66.7% Game: 8-13 61.5%

Officials: Frank Spencer, Dan Darien, Chad Barlow
 Technical fouls: Kent State-None. Norfolk State-None.
 Attendance: 1825

Score by periods	1st	2nd	Total
Kent State	28	51	79
Norfolk State	32	38	70

	In	Off	2nd	Fast	Bench
Points	Paint	T/O	Chance	Break	
KENTST	25	13	11	9	31
NSUM	30	17	6	12	9

Last FG - KENTST 2nd-03:26, NSUM 2nd-00:04.
 Largest lead - KENTST by 12 2nd-00:41, NSUM by 12 2nd-17:05.
 KENTST led for 09:18. NSUM led for 27:26. Game was tied for 03:16.

GM #6: Loyola Chicago 75, Kent State 60

Sat., Nov. 25, 2017 * Savannah, Ga.

Loyola Chicago 75 • 7-0

#	Player	Total		3-Ptr		Rebounds			PF	TP	A	TO	Blk	Stl	Min
		FG-FGA	FG-FGA	FT-FTA	Off	Def	Tot								
00	Ingram, Donte	f	7-11	4-7	0-0	0	11	11	2	18	2	1	0	0	31
24	Jackson, Aundre	f	5-10	1-2	0-0	0	3	3	4	11	3	1	0	1	22
25	Krutwig, Cameron	c	1-3	0-0	3-4	2	9	11	2	5	2	2	0	0	31
05	Townes, Marques	g	5-9	2-3	2-2	1	2	3	1	14	0	4	0	1	25
13	Custer, Clayton	g	4-10	3-5	0-0	2	2	4	2	11	6	4	0	1	37
01	Williamson, Lucas	g	3-6	1-2	1-2	2	2	4	2	8	4	0	0	0	28
02	Baughman, Jake	g	0-0	0-0	0-0	0	0	0	1	0	0	1	0	1	1
04	Skokna, Bruno	g	2-3	1-2	2-2	0	0	0	1	7	0	2	0	0	16
12	Negron, Christian	g	0-0	0-0	0-0	0	1	1	0	0	0	0	0	0	3
23	Satterwhite, Cameron	g	0-1	0-1	1-2	0	0	0	0	1	0	0	0	0	5
32	Shanks, Carson	g	0-0	0-0	0-0	0	0	0	0	0	0	0	0	0	1
Team						1	2	3							
Totals			27-53	12-22	9-12	8	32	40	15	75	17	15	0	4	200

FG % 1st Half: 12-28 42.9% 2nd half: 15-25 60.0% Game: 27-53 50.9%
 3FG % 1st Half: 6-12 50.0% 2nd half: 6-10 60.0% Game: 12-22 54.5%
 FT % 1st Half: 1-2 50.0% 2nd half: 8-10 80.0% Game: 9-12 75.0%

Kent State 60 • 3-3

#	Player	Total		3-Ptr		Rebounds			PF	TP	A	TO	Blk	Stl	Min
		FG-FGA	FG-FGA	FT-FTA	Off	Def	Tot								
02	DULING, BJ	f	3-8	1-2	0-1	0	4	4	2	7	0	0	1	1	27
13	PETERSON, Mitch	f	1-3	1-2	0-0	0	1	1	1	3	0	0	0	2	21
01	DE LA ROSA, Adonis	c	3-5	0-0	4-6	1	3	4	5	10	1	5	0	1	19
00	AVERY, Jalen	g	1-6	1-3	0-0	0	0	0	1	3	5	0	0	1	22
23	WALKER, Jaylin	g	4-13	3-9	2-2	1	2	3	0	13	1	0	0	0	32
03	FREDERICK, Akiean	g	6-10	1-2	0-0	3	0	3	4	13	0	1	1	0	20
04	JOHNSON, Taishaun	g	0-3	0-0	2-2	0	3	3	1	2	1	1	0	1	14
05	PIPPEN, Danny	g	0-3	0-2	1-2	3	1	4	4	1	0	0	0	0	11
32	RIDENOUR, Desmond	g	1-1	1-1	0-0	1	2	3	1	3	0	0	0	0	16
03	NWANKWO, Jonathan	g	0-1	0-0	0-0	0	1	1	0	0	0	0	0	0	16
55	ZABO, Kevin	g	2-5	0-1	1-3	0	2	2	0	5	3	1	0	0	18
Team						1	1	2							
Totals			21-58	8-22	10-16	10	20	30	19	60	11	8	2	6	201

FG % 1st Half: 12-32 37.5% 2nd half: 9-26 34.6% Game: 21-58 36.2%
 3FG % 1st Half: 5-11 45.5% 2nd half: 3-11 27.3% Game: 8-22 36.4%
 FT % 1st Half: 1-3 33.3% 2nd half: 9-13 69.2% Game: 10-16 62.5%

Officials: Blake Harris, Kevin Driver, Nick Meyer
 Technical fouls: Loyola Chicago-None. Kent State-None.
 Attendance: _____

Score by periods	1st	2nd	Total
Loyola Chicago	31	44	75
Kent State	30	30	60

	In	Off
--	----	-----

GM #9: Xavier 96, Kent State 70

Wed., Dec. 6, 2017 * Cincinnati, Ohio

Kent State 70 • 5-4

#	Player	Total			3-Ptr			Rebounds			PF	TP	A	TO	Blk	Stl	Min
		FG-FGA	FG-FGA	FT-FTA	FG-FGA	FG-FGA	FT-FTA	Off	Def	Tot							
05	PIPPEN, Danny	f	4-7	2-2	5-6	1	2	3	4	15	0	2	1	1	21		
55	ZABO, Kevin	f	4-11	0-2	4-5	3	0	3	4	12	5	1	0	0	31		
01	DE LA ROSA, Adonis	c	1-4	0-0	0-0	0	3	3	5	2	0	4	1	0	19		
00	AVERY, Jalen	g	5-9	1-3	2-2	0	3	3	1	13	5	1	0	0	36		
13	PETERSON, Mitch	g	2-4	1-2	2-2	0	5	5	2	7	1	1	0	2	27		
02	DULING, BJ	g	1-8	0-3	2-4	1	1	2	3	4	0	2	1	0	21		
03	FREDERICK, Akiean	g	0-2	0-1	0-0	1	0	1	3	0	2	0	0	0	9		
04	JOHNSON, Taishoun	g	1-2	0-0	1-1	0	1	1	3	0	0	0	0	0	4		
15	BERNSTEIN, Ryan	g	0-1	0-0	0-0	1	0	1	0	0	1	0	0	1	6		
32	RIDENOUR, Desmond	g	4-8	2-3	0-2	0	2	2	2	10	0	1	0	0	19		
33	NWANKWO, Jonathan	g	2-3	0-0	0-0	1	0	1	1	4	0	0	1	0	7		
	Team					2	0	2									
	Totals		24-59	6-16	16-22	10	17	27	26	70	14	12	4	4	200		

FG % 1st Half: 11-25 44.0% 2nd half: 13-34 38.2% Game: 24-59 40.7% Deadball Rebounds 4
 3FG % 1st Half: 4-7 57.1% 2nd half: 2-9 22.2% Game: 6-16 37.5%
 FT % 1st Half: 6-6 100.0 2nd half: 10-16 62.5% Game: 16-22 72.7%

Xavier 96 • 8-1

#	Player	Total			3-Ptr			Rebounds			PF	TP	A	TO	Blk	Stl	Min
		FG-FGA	FG-FGA	FT-FTA	FG-FGA	FG-FGA	FT-FTA	Off	Def	Tot							
00	JONES, Tyrrique	f	6-6	0-0	1-1	1	1	2	4	13	0	2	1	2	13		
22	GATES, Kaiser	f	1-5	1-4	2-2	0	3	3	2	5	3	0	0	1	30		
03	GOODIN, Quentin	g	2-5	1-2	0-0	1	2	3	1	5	6	0	0	0	25		
05	BLUIETT, Trevon	g	8-14	4-9	6-6	0	2	2	2	26	2	0	0	0	28		
55	MACURA, J.P.	g	0-3	0-0	4-4	1	3	4	2	4	5	0	1	0	20		
01	SCRUGGS, Paul	g	0-3	0-1	1-2	1	1	2	2	2	2	2	1	1	20		
04	HARDEN, Elias	g	1-3	0-0	0-0	0	0	0	0	2	0	0	0	0	9		
10	SCHRAND, Leighton	g	0-0	0-0	0-0	0	0	0	0	0	0	0	0	0	1		
11	KANTER, Kerem	g	7-12	0-1	6-6	3	5	8	3	20	0	1	0	0	16		
13	MARSHALL, Najj	g	3-5	0-1	0-0	1	6	7	0	6	2	1	0	0	24		
14	VANDERPOHL, Nick	g	0-0	0-0	0-0	0	0	0	0	0	1	0	0	0	1		
20	SINGLETON, Matt	g	0-0	0-0	0-0	0	0	0	0	0	0	0	0	0	1		
54	O'MARA, Sean	g	5-6	0-0	4-4	0	3	3	2	14	0	2	1	0	12		
	Team					4	1	5			1						
	Totals		33-62	6-18	24-25	12	27	39	18	96	21	9	4	4	200		

FG % 1st Half: 17-31 54.8% 2nd half: 16-31 51.6% Game: 33-62 53.2% Deadball Rebounds 1
 3FG % 1st Half: 4-9 44.4% 2nd half: 2-9 22.2% Game: 6-18 33.3%
 FT % 1st Half: 10-10 100.0 2nd half: 14-15 93.3% Game: 24-25 96.0%

Officials: Michael Stephens, Matt Potter, Kipp Kissinger
 Technical fouls: Kent State-PIPPEN, Danny. Xavier-None.
 Attendance: 10292

Score by periods	1st	2nd	Total
Kent State	32	38	70
Xavier	48	48	96

Last FG - KENTST 2nd-00:12, XU 2nd-00:21.
 Largest lead - KENTST None, XU by 34 2nd-10:11.
 KENTST led for 00:00, XU led for 39:46. Game was tied for 00:14.

Score tied - 0 times.
 Lead changed - 0 times.

GM #10: Wright State 63, Kent State 54

Sat., Dec. 9, 2017 * Dayton, Ohio

Kent State 54 • 5-5

#	Player	Total			3-Ptr			Rebounds			PF	TP	A	TO	Blk	Stl	Min
		FG-FGA	FG-FGA	FT-FTA	FG-FGA	FG-FGA	FT-FTA	Off	Def	Tot							
01	DE LA ROSA, Adonis	f	1-2	0-0	0-0	3	2	5	5	2	2	3	0	0	14		
05	PIPPEN, Danny	f	5-10	1-2	0-0	2	9	11	4	11	1	4	1	1	25		
00	AVERY, Jalen	g	6-13	2-3	3-3	1	0	1	0	17	2	0	0	1	33		
13	PETERSON, Mitch	g	2-4	1-2	0-0	1	3	4	5	2	4	0	1	1	25		
55	ZABO, Kevin	g	1-4	1-2	0-0	0	2	2	3	3	3	0	0	0	19		
02	DULING, BJ	g	0-3	0-0	0-0	1	1	2	3	0	0	1	0	0	8		
03	FREDERICK, Akiean	g	1-1	0-0	4-4	0	4	4	4	6	0	4	0	2	17		
15	BERNSTEIN, Ryan	g	0-1	0-0	1-2	0	0	0	1	1	0	0	0	4	11		
23	WALKER, Jaylin	g	3-13	1-7	0-1	0	1	1	3	7	2	0	1	0	30		
32	RIDENOUR, Desmond	g	0-1	0-1	2-4	0	2	2	2	2	1	3	0	2	18		
	Team					0	4	4									
	Totals		19-52	6-17	10-14	8	28	36	27	54	11	24	1	12	200		

FG % 1st Half: 9-23 39.1% 2nd half: 10-29 34.5% Game: 19-52 36.5% Deadball Rebounds 3,2
 3FG % 1st Half: 6-11 54.5% 2nd half: 0-6 0.0% Game: 6-17 35.3%
 FT % 1st Half: 0-2 0.0% 2nd half: 10-12 83.3% Game: 10-14 71.4%

Wright State 63 • 6-4

#	Player	Total			3-Ptr			Rebounds			PF	TP	A	TO	Blk	Stl	Min
		FG-FGA	FG-FGA	FT-FTA	FG-FGA	FG-FGA	FT-FTA	Off	Def	Tot							
22	ERNSTHAUSEN, Parker	f	3-4	0-0	5-6	0	3	3	2	11	1	2	1	2	30		
11	LOVE, Loudon	c	3-6	0-0	1-2	2	2	4	5	7	1	3	0	0	13		
00	MITCHELL, Justin	g	3-5	0-1	0-2	3	8	11	1	6	3	5	1	5	33		
03	HUGHES, Mark	g	2-12	1-9	0-0	0	1	1	1	5	4	2	1	0	37		
13	BENZINGER, Grant	g	3-13	2-9	5-5	0	4	4	3	13	1	1	0	0	37		
00	HALL, Jaylon	g	3-7	1-3	4-7	0	2	2	1	11	0	1	0	1	24		
02	WINCHESTER, Everett	g	3-5	0-0	4-4	1	4	5	4	10	0	2	1	1	26		
	Team					1	0	1									
	Totals		20-52	4-22	19-26	7	24	31	17	63	10	16	4	9	200		

FG % 1st Half: 11-29 37.9% 2nd half: 9-23 39.1% Game: 20-52 38.5% Deadball Rebounds 2,2
 3FG % 1st Half: 2-11 18.2% 2nd half: 2-11 18.2% Game: 4-22 18.2%
 FT % 1st Half: 7-8 87.5% 2nd half: 12-18 66.7% Game: 19-26 73.1%

Officials: Kevin O'Connell, Scott Siville, John Yorkovich
 Technical fouls: Kent State-FREDERICK, Akiean. Wright State-LOVE, Loudon.
 Attendance: 3448

Score by periods	1st	2nd	Total
Kent State	24	30	54
Wright State	31	32	63

Points	In	Off	2nd	Fast	Bench
KENTST	20	13	6	2	16
WRSTM	30	18	6	0	21

Last FG - KENTST 2nd-00:22, WRSTM 2nd-03:01.
 Largest lead - KENTST by 5 1st-18:45, WRSTM by 14 2nd-07:46.
 KENTST led for 04:21, WRSTM led for 33:24. Game was tied for 01:44.

Score tied - 3 times.
 Lead changed - 5 times.

GM #11: Northeastern 81, Kent State 69

Mon., Dec. 18, 2017 * Kent, Ohio

Northeastern 81 • 7-4

#	Player	Total			3-Ptr			Rebounds			PF	TP	A	TO	Blk	Stl	Min
		FG-FGA	FG-FGA	FT-FTA	FG-FGA	FG-FGA	FT-FTA	Off	Def	Tot							
01	Oceuss, Shawn	f	5-13	2-7	4-4	0	2	2	3	16	6	1	0	3	33		
30	Green, Anthony	c	0-0	0-0	0-0	1	0	1	3	0	1	2	0	0	9		
04	Pusica, Vasa	g	4-8	1-2	12-14	0	3	3	3	21	5	6	0	1	37		
14	Boursiquot, Maxime	g	2-3	0-1	1-2	0	2	2	2	5	0	1	0	0	11		
22	Gresham, Donnell	g	2-5	1-4	2-2	0	4	4	0	7	1	1	0	0	31		
02	Brace, Bolden	g	5-6	4-5	0-0	2	4	6	2	14	1	2	0	1	29		
11	Miller, Jeremy	g	1-1	0-0	0-0	0	0	0	2	2	0	1	0	0	3		
20	Begley, Devon	g	1-4	0-3	0-0	0	4	4	0	2	1	3	0	1	22		
33	Murphy, Tomas	g	6-6	1-1	1-1	2	1	3	1	14	2	0	0	0	25		
	Team					2	0	2			2						
	Totals		26-46	9-23	20-23	7	20	27	16	81	17	19	0	6	200		

FG % 1st Half: 14-27 51.9% 2nd half: 12-19 63.2% Game: 26-46 56.5% Deadball Rebounds 2
 3FG % 1st Half: 2-13 15.4% 2nd half: 7-10 70.0% Game: 9-23 39.1%
 FT % 1st Half: 8-8 100.0 2nd half: 12-15 80.0% Game: 20-23 87.0%

Kent State 69 • 5-6

#	Player	Total			3-Ptr			Rebounds			PF	TP	A	TO	Blk	Stl	Min
		FG-FGA	FG-FGA	FT-FTA	FG-FGA	FG-FGA	FT-FTA	Off	Def	Tot							
02	DULING, BJ	f	1-5	0-1	1-2	1	0	1	1	3	0	0	0	1	14		
00	AVERY, Jalen	g	5-11	0-1	2-3	0	0	0	1	12	5	2	0	0	37		
13	PETERSON, Mitch	g	2-5	0-2	0-0	0	6	6	0	4	1	1	0	2	37		
23	WALKER, Jaylin	g	7-14	3-7	1-3	1	2	3	1	18	0	6	0	2	36		
32	RIDENOUR, Desmond	g	2-3	0-0	2-2	1	1	2	5	6	1	3	0	0	19		
01	DE LA ROSA, Adonis	g	2-4	0-0	2-3	2	2	4	4	6	1	3	0	1	20		
03	FREDERICK, Akiean	g	1-2	0-1	0-1	1	0	1	3	2	0	1	1	0	11		
15	BERNSTEIN, Ryan	g	0-0	0-0	0-0	0	0	0	2	0	0	0	0	0	2		
55	ZABO, Kevin	g	6-7	3-3	3-3	0	3	3	4	18	1	2	0	3	24		
	Team					1	0	1									
	Totals		26-51	6-15	11-17	7	14	21	21	69	9	18	1	9	200		

FG % 1st Half: 11-24 45.8% 2nd half: 15-27 55.6% Game: 26-51 51.0% Deadball Rebounds 4
 3FG % 1st Half: 2-8 25.0% 2nd half: 4-7 57.1% Game: 6-15 40.0%
 FT % 1st Half: 7-13 53.8% 2nd half: 4-4 100.0 Game: 11-17 64.7%

Officials: Chris Beaver, Larry Scrotto, Brian Dorsey
 Technical fouls: Northeastern-None. Kent State-None.
 Attendance: 1963

GM #13: Kent State 68, Albany 78

Thu., Dec. 28, 2017 * Albany, N.Y.

Kent State 68 • 6-7

#	Player	Total			3-Ptr			Rebounds			PF	TP	A	TO	Blk	Stl	Min
		FG	FGA	FT	FTA	Off	Def	Off	Def	Off							
03	FREDERICK, Akiean	1-1	0-0	0-0	0	2	2	5	2	2	1	1	1	0	13		
01	DE LA ROSA, Adonis	8-11	0-0	2-3	3	5	8	4	18	0	3	0	0	0	34		
00	AVERY, Jalen	1-7	0-3	0-0	0	1	1	0	2	5	0	0	1	0	31		
23	WALKER, Jaylin	8-27	2-10	2-4	3	3	6	3	20	3	3	0	2	36			
55	ZABO, Kevin	3-5	1-3	3-4	1	0	1	5	10	1	1	0	1	28			
02	DULING, BJ	0-3	0-1	0-0	2	1	3	2	0	0	1	0	0	14			
05	PIPPEN, Danny	2-8	0-3	0-0	4	2	6	3	4	1	0	0	0	16			
15	BERNSTEIN, Ryan	1-1	0-0	0-0	1	0	1	0	2	0	0	0	0	2			
32	RIDENOUR, Desmond	4-5	0-0	2-2	3	1	4	3	10	1	2	1	0	19			
	Team				2	1	3										
	Totals	28-68	3-20	9-13	19	16	35	25	68	13	11	2	4	200			

FG % 1st Half: 13-32 40.6% 2nd half: 15-36 41.7% Game: 28-68 41.2% Deadball Rebounds 2
 3FG % 1st Half: 2-11 18.2% 2nd half: 1-9 11.1% Game: 3-20 15.0%
 FT % 1st Half: 1-2 50.0% 2nd half: 8-11 72.7% Game: 9-13 69.2%

Albany 78 • 12-3

#	Player	Total			3-Ptr			Rebounds			PF	TP	A	TO	Blk	Stl	Min
		FG	FGA	FT	FTA	Off	Def	Off	Def	Tot							
12	CAMPBELL, Devonte	1-2	1-2	8-10	1	1	2	1	11	1	1	0	1	36			
30	CHARLES, Travis	8-12	0-0	3-5	3	6	9	2	19	5	1	2	1	39			
43	STIRE, Greig	1-1	0-0	1-2	0	3	3	4	3	1	0	0	0	19			
13	NICHOLS, David	4-12	3-7	4-5	0	1	1	3	15	3	4	1	0	36			
24	CREMO, Joe	4-9	1-4	5-6	0	2	2	2	14	9	4	0	1	37			
02	CLARK, Ahmad	2-6	2-5	2-2	0	1	1	2	8	1	1	0	0	11			
34	FOSTER, Alex	3-4	0-0	2-2	4	5	9	4	8	0	0	1	1	22			
	Team				1	4	5										
	Totals	23-46	7-18	25-32	9	23	32	18	78	20	11	4	4	200			

FG % 1st Half: 10-23 43.5% 2nd half: 13-23 56.5% Game: 23-46 50.0% Deadball Rebounds 5
 3FG % 1st Half: 3-8 37.5% 2nd half: 4-10 40.0% Game: 7-18 38.9%
 FT % 1st Half: 6-8 75.0% 2nd half: 19-24 79.2% Game: 25-32 78.1%

Officials: Rob Riley, Edwin Young, Earl Walton
 Technical fouls: Kent State-None. UAlbany-FOSTER, Alex.
 Attendance: 2579

Score by periods	1st	2nd	Total
Kent State	29	39	68
UAlbany	29	49	78

Last FG - KENTST 2nd-00:10, ALBANYM 2nd-01:02.
 Largest lead - KENTST by 5 1st-17:00, ALBANYM by 16 2nd-07:08.
 KENTST led for 10:30. ALBANYM led for 22:20. Game was tied for 07:10.

Score tied - 8 times.
 Lead changed - 7 times.

GM #14: Northern Illinois 75, Kent State 61

Tue., Jan. 2, 2018 * DeKalb, Ill.

Kent State 61 • 6-8, 0-1 MAC

#	Player	Total			3-Ptr			Rebounds			PF	TP	A	TO	Blk	Stl	Min
		FG	FGA	FT	FTA	Off	Def	Off	Def	Tot							
03	FREDERICK, Akiean	2-4	0-1	0-0	1	3	4	5	4	0	2	1	0	22			
01	DE LA ROSA, Adonis	2-3	0-0	0-2	3	5	8	3	4	1	2	0	2	30			
00	AVERY, Jalen	3-10	1-5	0-0	0	0	0	4	7	3	0	0	1	31			
23	WALKER, Jaylin	5-17	1-10	7-8	3	1	4	3	18	2	3	0	2	36			
55	ZABO, Kevin	5-14	2-7	5-5	1	2	3	1	17	0	2	1	0	34			
02	DULING, BJ	2-4	0-0	1-3	2	0	2	5	5	0	1	0	0	18			
05	PIPPEN, Danny	2-3	0-0	0-0	0	4	4	1	4	1	2	1	0	11			
13	PETERSON, Mitch	0-2	0-2	0-0	0	0	0	0	0	0	0	0	0	4			
15	BERNSTEIN, Ryan	0-0	0-0	0-0	0	0	0	0	1	0	0	0	0	1			
32	RIDENOUR, Desmond	1-2	0-0	0-0	1	1	2	0	2	0	1	0	2	12			
33	NWANKWO, Jonathan	0-0	0-0	0-0	0	0	0	0	0	0	0	0	0	1			
	Team				3	2	5										
	Totals	22-59	4-25	13-18	14	18	32	23	61	7	13	3	7	200			

FG % 1st Half: 12-32 37.5% 2nd half: 10-27 37.0% Game: 22-59 37.3% Deadball Rebounds 1
 3FG % 1st Half: 3-14 21.4% 2nd half: 1-11 9.1% Game: 4-25 16.0%
 FT % 1st Half: 5-8 62.5% 2nd half: 8-10 80.0% Game: 13-18 72.2%

Northern Illinois 75 • 8-6, 1-0 MAC

#	Player	Total			3-Ptr			Rebounds			PF	TP	A	TO	Blk	Stl	Min
		FG	FGA	FT	FTA	Off	Def	Off	Def	Tot							
04	JAMES, Lacey	1-5	0-0	3-4	1	5	6	1	5	1	2	0	5	28			
42	BRADLEY, Levi	5-10	1-4	14-14	6	8	14	3	25	4	1	1	0	33			
00	THORPE, Dante	8-12	1-3	0-0	2	0	2	4	17	2	3	0	0	30			
02	DAOW, Gairges	0-1	0-0	2-2	1	0	1	3	2	0	1	0	0	19			
10	GERMAN, Eugene	7-17	2-5	4-6	1	6	7	1	20	1	4	0	1	35			
05	THOMAS, Justin	1-4	0-1	0-0	0	2	2	2	2	1	0	0	0	25			
11	McCARTY, Noah	1-4	0-2	0-0	3	2	5	2	2	0	1	0	0	13			
12	DEMOGERONTAS, A.	1-2	0-0	0-0	1	1	2	2	0	0	0	0	0	6			
22	HENRY-HAYES, Rod	0-0	0-0	0-0	0	0	0	0	0	0	0	0	0	4			
25	WOODS, Brenden	0-0	0-0	0-0	0	0	0	0	0	0	0	0	0	1			
33	HAMILTON, Owen	0-0	0-0	0-0	0	0	0	0	1	0	0	0	0	5			
55	DANOWSKI, Brandon	0-0	0-0	0-0	0	0	0	0	0	0	0	0	0	1			
	Team				0	3	3										
	Totals	24-55	4-15	23-26	15	27	42	19	75	9	12	1	6	200			

FG % 1st Half: 10-28 35.7% 2nd half: 14-27 51.9% Game: 24-55 43.6% Deadball Rebounds 1
 3FG % 1st Half: 2-8 25.0% 2nd half: 2-7 28.6% Game: 4-15 26.7%
 FT % 1st Half: 11-11 100.0% 2nd half: 12-15 80.0% Game: 23-26 88.5%

Officials: Todd Williams, John Floyd, Lewis Garrison
 Technical fouls: Kent State-None. Northern Illinois-None.
 Attendance: 918

Score by periods	1st	2nd	Total
Kent State	32	29	61
Northern Illinois	33	42	75

Points	In	Off	2nd	Fast	Bench
	Paint	T/O	Chance	Break	
KENTST	38	13	17	4	16
ALBANY	26	13	13	2	16

Last FG - KENTST 2nd-00:37, NIU 2nd-00:11.
 Largest lead - KENTST by 6 1st-02:51, NIU by 15 2nd-01:29.
 KENTST led for 20:52. NIU led for 15:31. Game was tied for 03:37.

Score tied - 7 times.
 Lead changed - 14 times.

GM #15: Kent State 85, Central Michigan 69

Sat., Jan. 6, 2018 * Kent, Ohio

Central Michigan 69 • 12-3, 1-1 MAC

#	Player	Total			3-Ptr			Rebounds			PF	TP	A	TO	Blk	Stl	Min
		FG	FGA	FT	FTA	Off	Def	Off	Def	Tot							
14	DILEO, David	3-9	1-6	2-4	3	0	3	2	9	2	0	0	0	34			
21	WILLIAMS, Cecil	2-6	0-1	0-0	0	0	3	5	4	0	5	2	2	24			
24	MEYER, Luke	4-11	3-6	4-4	3	4	7	2	15	4	0	1	0	31			
02	ROUNDTREE, Shawn	2-9	0-2	0-0	1	0	1	3	4	2	5	0	0	29			
12	KOZINSKI, Josh	4-10	4-10	0-0	0	3	3	3	12	1	1	0	0	23			
00	PEPPERS, Gavin	2-6	0-1	0-0	0	1	1	1	4	0	1	0	0	11			
01	REDMAN, Corey	0-0	0-0	0-0	0	1	1	0	0	0	0	0	0	2			
11	NWOKO, Innocent	0-0	0-0	0-0	0	0	0	0	0	0	0	0	0	3			
15	SMITH, Matty	1-2	0-0	0-0	0	0	0	3	2	1	2	0	0	12			
20	McKAY, Kevin	5-10	1-2	0-0	2	3	5	2	11	0	2	1	2	21			
22	BEACHLER, Matt	2-2	2-2	0-0	0	0	0	1	6	0	0	0	1	9			
25	ERVIN, Austin	0-1	0-1	0-0	0	0	0	0	0	0	0	0	0	0+			
35	McCARTY, John	1-1	0-0	0-0	1	0	1	0	2	0	0	0	0	1			
	Team				2	5	7										
	Totals	26-67	11-31	6-8	12	20	32	22	69	10	16	4	5	200			

FG % 1st Half: 13-29 44.8% 2nd half: 13-38 34.2% Game: 26-67 38.8% Deadball Rebounds 1,1
 3FG % 1st Half: 4-11 36.4% 2nd half: 7-20 35.0% Game: 11-31 35.5%
 FT % 1st Half: 0-0 0.0% 2nd half: 6-8 75.0% Game: 6-8 75.0%

Kent State 85 • 7-8, 1-1 MAC

#	Player	Total			3-Ptr			Rebounds			PF	TP	A	TO	Blk	Stl	Min
		FG	FGA	FT	FTA	Off	Def	Off	Def	Tot							
05	PIPPEN, Danny	0-1	0-1	0-0	0	2	2	3	0	1	1	2	0	20			
01	DE LA ROSA, Adonis	9-13	0-0	6-9	6	8	14	2	24	1	3	0	0	37			
00	AVERY, Jalen	4-10	2-7	2-3	0	4	4	0	12	3	0	0	2	39			
23	WALKER, Jaylin	7-13	6-9	6-7	2	2	4	0	26	5	4	0	2	38			
55	ZABO, Kevin	6-11	1-3	4-5	0	2	2	3	17	4	2	0	0	32			
02	DULING, BJ	1-4	1-1	0-0	0	7	7	3	3	0	1	1	1	19			
03	FREDERICK, Akiean	0-0	0-0	0-0	0	0	0	0	0	0	0	0	0	0+			
13	PETERSON, Mitch	1-5	1-5	0-0	0	2	2	1	3	1	1	0	1	12			
15	BERNSTEIN, Ryan	0-0	0-0	0-0	0	0	0	0	0	0	0	0	0	0+			
32	RIDENOUR, Desmond	0-0	0-0	0-0	0	1	1	0	0	1	0	0	0	3			
33	NWANKWO, Jonathan	0-0	0-0	0-0	0	0	0	0	0	0	0	0	0	0+			
	Team				0	1	1										
	Totals	28-57	11-26	18-24	8	29	37	12	85	15	15	3	6	200			

FG % 1st Half: 18-30 60.0% 2nd half: 10-27 37.0% Game: 28-57 49.1% Deadball Rebounds 6,1
 3FG % 1st Half: 8-16 50.0% 2nd half: 3-10 30.0% Game: 11-26 42.3%
 FT % 1st Half: 2-2 100.0% 2nd

GM #17: Kent State 70, Ohio 69 Fri., Jan. 12, 2018 * Kent, Ohio

Ohio 69 • 8-8, 1-3 MAC

#	Player	Total			3-Ptr			Rebounds			PF	TP	A	TO	Blk	Stl	Min
		FG-FGA	FG-FGA	FT-FTA	FG-FGA	FG-FGA	FT-FTA	Off	Def	Tot							
22	BLOCK, Gavin	4-6	2-4	0-1	0	2	2	1	10	2	1	1	1	29			
45	TAYLOR, Doug	1-1	0-0	2-4	1	3	4	4	4	1	1	2	1	16			
4	KIRK, Teyvion	6-12	1-1	4-4	2	5	7	2	17	2	2	0	2	33			
24	ASTER, Mike	4-14	3-7	0-0	0	2	2	4	11	2	3	0	0	34			
35	DARTIS, Jordan	3-8	2-6	2-2	0	4	4	2	10	5	2	0	0	36			
00	BUTLER, Zach	3-3	1-1	2-2	0	2	2	0	9	2	2	0	0	17			
03	GOLLON, James	0-1	0-0	0-0	0	3	3	1	0	0	0	0	0	8			
23	MICKLE, Kevin	4-8	0-0	0-0	1	2	3	4	8	1	1	0	1	21			
44	GARERI, A.J.	0-0	0-0	0-0	0	2	2	0	0	1	0	0	0	6			
	Team				1	1	2										
	Totals	25-53	9-19	10-13	5	26	31	18	69	15	14	3	5	200			

FG % 1st Half: 12-26 46.2% 2nd half: 13-27 48.1% Game: 25-53 47.2% Deadball Rebounds 2,1
 3FG % 1st Half: 2-9 22.2% 2nd half: 7-10 70.0% Game: 9-19 47.4%
 FT % 1st Half: 5-7 71.4% 2nd half: 5-6 83.3% Game: 10-13 76.9%

Kent State 70 • 8-9, 2-2 MAC

#	Player	Total			3-Ptr			Rebounds			PF	TP	A	TO	Blk	Stl	Min
		FG-FGA	FG-FGA	FT-FTA	FG-FGA	FG-FGA	FT-FTA	Off	Def	Tot							
05	PIPPEN, Danny	0-4	0-2	1-2	2	1	3	3	1	1	0	0	0	9			
01	DE LA ROSA, Adonis	4-8	0-0	0-0	1	2	3	3	8	1	4	0	0	24			
00	AVERY, Jalen	0-3	0-2	3-3	1	3	4	1	3	2	0	0	2	34			
13	PETERSON, Mitch	1-5	1-3	1-3	2	4	6	0	4	0	1	1	0	28			
55	ZABO, Kevin	8-15	4-7	4-9	1	5	6	2	24	1	2	0	1	33			
02	DULING, BJ	1-1	1-1	2-2	0	1	1	1	5	1	1	0	0	11			
03	FREDERICK, Akiean	1-1	0-0	0-0	0	3	3	2	2	0	0	0	0	11			
23	WALKER, Jaylin	6-13	2-3	1-4	0	5	5	2	15	0	0	0	1	28			
32	RIDENOUR, Desmond	4-6	0-0	0-0	1	0	1	0	8	1	2	0	0	22			
	Team				1	0	1										
	Totals	25-56	8-18	12-23	9	24	33	14	70	7	10	1	4	200			

FG % 1st Half: 13-29 44.8% 2nd half: 12-27 44.4% Game: 25-56 44.6% Deadball Rebounds 6
 3FG % 1st Half: 5-10 50.0% 2nd half: 3-8 37.5% Game: 8-18 44.4%
 FT % 1st Half: 9-12 75.0% 2nd half: 3-11 27.3% Game: 12-23 52.2%

Officials: Terry Wymer, Kevin O'Connell, Bryan Anslinger
 Technical fouls: Ohio-None. Kent State-DE LA ROSA, Adonis.
 Attendance: 2114

Score by periods	1st	2nd	Total
Ohio	31	38	69
Kent State	40	30	70

	In	Off	2nd	Fast	Bench
Points	26	16	4	6	17
OHIO	26	14	6	12	30
KENTST	26	14	6	12	30

Last FG - OHIO 2nd-02:01, KENTST 2nd-00:21.
 Largest lead - OHIO by 7 1st-12:15, KENTST by 12 12-13:53.
 OHIO led for 11:58. KENTST led for 24:27. Game was tied for 03:31.

Score tied - 4 times.
 Lead changed - 6 times.

GM #18: Kent State 73, Western Michigan 71 Tues., Jan. 16, 2018 * Kent, Ohio

Western Michigan 71 • 11-7, 3-2 MAC

#	Player	Total			3-Ptr			Rebounds			PF	TP	A	TO	Blk	Stl	Min
		FG-FGA	FG-FGA	FT-FTA	FG-FGA	FG-FGA	FT-FTA	Off	Def	Tot							
03	DAVIS, Josh	5-9	0-3	6-8	2	4	6	2	16	2	2	1	1	35			
35	JOHNSON, Brandon	5-9	0-0	4-6	2	4	6	3	14	0	3	1	1	30			
42	AMONT, Drake	2-5	0-0	1-2	1	1	2	2	5	2	0	1	0	20			
00	MOORE, Bryce	1-5	1-5	3-3	0	3	3	0	6	1	2	0	1	34			
10	WILDER, Thomas	4-10	1-3	1-4	0	1	1	2	10	2	0	0	0	30			
01	FLOWERS, Michael	2-4	0-2	1-1	0	2	2	0	5	1	0	0	0	13			
04	PRINTY, Jared	0-1	0-0	0-0	0	0	0	0	0	0	0	0	0	4			
23	JONES, Reggie	5-9	1-4	0-0	1	6	7	1	11	1	2	0	2	27			
50	DUGAN, Seth	2-3	0-0	0-0	1	1	2	4	0	0	0	0	2	7			
	Team				1	3	4										
	Totals	26-55	3-17	16-24	8	25	33	12	71	9	11	4	7	200			

FG % 1st Half: 15-32 46.9% 2nd half: 11-23 47.8% Game: 26-55 47.3% Deadball Rebounds 4,2
 3FG % 1st Half: 2-9 22.2% 2nd half: 1-8 12.5% Game: 3-17 17.6%
 FT % 1st Half: 1-3 33.3% 2nd half: 15-21 71.4% Game: 16-24 66.7%

Kent State 73 • 9-9, 3-2 MAC

#	Player	Total			3-Ptr			Rebounds			PF	TP	A	TO	Blk	Stl	Min
		FG-FGA	FG-FGA	FT-FTA	FG-FGA	FG-FGA	FT-FTA	Off	Def	Tot							
05	PIPPEN, Danny	6-9	4-5	0-0	3	1	4	3	16	0	0	0	0	23			
01	DE LA ROSA, Adonis	5-12	0-0	1-1	3	9	12	5	11	0	3	0	0	27			
00	AVERY, Jalen	1-8	1-2	0-0	0	2	2	0	3	3	0	0	1	30			
13	PETERSON, Mitch	3-5	1-3	0-0	2	4	6	1	7	1	0	0	1	29			
55	ZABO, Kevin	8-17	5-7	2-2	1	3	4	3	23	4	3	0	3	33			
02	DULING, BJ	1-4	0-1	1-2	0	0	0	2	3	0	0	1	0	14			
23	WALKER, Jaylin	3-9	2-5	2-2	1	2	3	1	10	0	4	0	0	29			
32	RIDENOUR, Desmond	0-1	0-0	0-0	0	1	1	0	0	1	1	0	0	15			
	Team				1	1	2										
	Totals	27-65	13-23	6-7	11	23	34	15	73	15	14	1	5	200			

FG % 1st Half: 16-31 51.6% 2nd half: 11-34 32.4% Game: 27-65 41.5% Deadball Rebounds 1,2
 3FG % 1st Half: 8-11 72.7% 2nd half: 5-12 41.7% Game: 13-23 56.5%
 FT % 1st Half: 5-5 100.0% 2nd half: 1-2 50.0% Game: 6-7 85.7%

Officials: Terry Wymer, Steve McJunkins, Todd Williams
 Technical fouls: Western Michigan-None. Kent State-None.
 Attendance: 2585

Score by periods	1st	2nd	Total
Western Michigan	33	38	71
Kent State	45	28	73

	In	Off	2nd	Fast	Bench
Points	36	19	14	13	20
WMU	36	19	14	13	20
KENTST	36	19	14	13	20

Last FG - WMU 2nd-00:07, KENTST 2nd-00:01.
 Largest lead - WMU by 3 1st-17:32, KENTST by 18 1st-03:46.
 WMU led for 03:43. KENTST led for 34:11. Game was tied for 02:06.

Score tied - 4 times.
 Lead changed - 3 times.

GM #19: Toledo 72, Kent State 65 Sat., Jan. 20, 2018 * Toledo, Ohio

Kent State 65 • 9-10 (3-3 MAC)

#	Player	Total			3-Ptr			Rebounds			PF	TP	A	TO	Blk	Stl	Min
		FG-FGA	FG-FGA	FT-FTA	FG-FGA	FG-FGA	FT-FTA	Off	Def	Tot							
05	PIPPEN, Danny	2-5	1-1	0-0	1	4	5	3	5	0	1	0	0	18			
01	DE LA ROSA, Adonis	3-7	0-0	3-5	3	11	14	2	9	2	6	2	0	31			
00	AVERY, Jalen	1-5	1-4	0-0	0	3	3	5	3	3	0	0	0	31			
13	PETERSON, Mitch	0-1	0-1	0-0	0	3	3	1	0	2	1	0	0	26			
55	ZABO, Kevin	9-14	1-2	1-2	0	2	2	4	20	1	0	0	1	34			
02	DULING, BJ	1-2	0-1	1-2	0	1	1	0	3	0	0	0	0	8			
03	FREDERICK, Akiean	0-0	0-0	0-0	0	0	0	0	0	1	0	0	0	2			
23	WALKER, Jaylin	7-16	5-10	0-2	1	1	2	1	19	0	1	1	1	31			
32	RIDENOUR, Desmond	3-4	0-0	0-0	0	2	2	1	6	0	1	1	0	19			
	Team				2	0	2										
	Totals	26-54	8-19	5-11	7	27	34	17	65	9	10	3	2	200			

FG % 1st Half: 12-24 50.0% 2nd half: 14-30 46.7% Game: 26-54 48.1% Deadball Rebounds 2
 3FG % 1st Half: 4-8 50.0% 2nd half: 4-11 36.4% Game: 8-19 42.1%
 FT % 1st Half: 2-4 50.0% 2nd half: 3-7 42.9% Game: 5-11 45.5%

TOLEDO 72 • 13-6 (5-1 MAC)

#	Player	Total			3-Ptr			Rebounds			PF	TP	A	TO	Blk	Stl	Min
		FG-FGA	FG-FGA	FT-FTA	FG-FGA	FG-FGA	FT-FTA	Off	Def	Tot							
02	ADWAY, Taylor	2-4	0-0	0-1	1	2	3	2	4	0	0	1	0	15			
35	NAVIGATO, Nate	3-6	1-3	0-0	2	1	3	0	7	3	0	1	0	29			
00	JACKSON, Marreon	3-9	2-7	3-4	0	0	0	1	11	2	1	0	0	32			
40	FLETCHER, Tre'Shaun	6-17	0-5	5-6	1	11	12	1	17	4	2	0	0	35			
13	SANFORD, Jaelan	4-10	2-3	4-4	0	1	1	1	14	5	0	0	2	38			
05	ROBERTS, Justin	0-2	0-1	0-0	0	0	0	0	0	2	0	0	0	10			
21	ALDERSON, Dylan	1-2	0-0	0-0	1	1	2	0	2	1	0	0	0	5			
23	JACKSON, Willie	0-2	0-1	1-2	0	1	1	0	1	0	0	0	0	12			
30	KNAPE, Luke	7-9	1-1	1-2	2	7	9	4	16	0	2	1	2	24			
	Team				3	1	4										
	Totals	26-61	6-21	14-19	10	25	35	9	72	18	6	3	4	200			

FG % 1st Half: 12-36 33.3% 2nd half: 14-25 56.0% Game: 26-61 42.6% Deadball Rebounds 3
 3FG % 1st Half: 5-16 31.3% 2nd half: 1-5 20.0% Game: 6-21 28.6%
 FT % 1st Half: 1-2 50.0% 2nd half: 13-17 76.5% Game: 14-19 73.7%

Officials: Donnie Eppley, Glenn Mayborg, Darryl Smith
 Technical fouls: Kent State-AVERY, Jalen. TOLEDO-None.
 Attendance: 4970

Score by periods	1st	2nd	Total
Kent State	30	35	65
TOLEDO	30	42	72

	In	Off	2nd	Fast	Bench
Points	34	9	7	2	28
KENTST	34	9	7	2	28
TOLEDO	36	7	9	0	19

Last FG - KENTST 2nd-00:20, TOLEDO 2nd-02:18.
 Largest lead - KENTST by 4 2nd-16:45, TOLEDO by 12 1st-13:25.
 KENTST led for 08:17. TOLEDO led for 24:15. Game was tied for 07:28.

Score tied - 10 times.
 Lead changed - 10 times.

GM #20: Kent State 88, Ball State 80 Tues., Jan. 23, 2018 * Kent, Ohio

GM #21: Kent State 84, Central Michigan 76

Sat., Jan. 27, 2018 * Mt. Pleasant, Mich.

Kent State 84 • 11-10, 5-3 MAC

#	Player	Total			3-Ptr			Rebounds			PF	TP	A	TO	Blk	Stl	Min
		FG	FGA	FT	FTA	FG	FGA	FT	FTA	Off							
00	AVERY, Jalen	2-7	0-3	5-7	2	4	6	1	9	2	2	0	0	0	35		
01	DE LA ROSA, Adonis	3-6	0-0	8-8	3	7	10	2	14	1	3	2	1	0	33		
05	PIPPEN, Danny	2-4	1-2	0-0	0	3	3	1	5	0	1	0	0	0	22		
23	WALKER, Jaylin	8-16	5-12	0-0	1	7	8	2	21	1	2	0	1	0	36		
55	ZABO, Kevin	9-17	2-8	2-5	0	3	3	2	22	3	4	0	0	1	36		
02	DULING, BJ	2-4	0-0	0-0	3	1	4	4	4	1	0	0	0	0	10		
03	FREDERICK, Akiean	0-0	0-0	0-0	0	0	0	0	0	0	0	0	0	0	2		
13	PETERSON, Mitch	2-5	1-2	3-4	2	1	3	1	8	1	0	0	0	2	10		
32	RIDENOUR, Desmond	0-2	0-0	1-2	0	2	2	4	1	0	1	0	0	0	16		
	Team				1	1	2										
	Totals	28-61	9-27	19-26	12	29	41	17	84	9	15	2	5	200			

FG % 1st Half: 12-29 41.4% 2nd half: 16-32 50.0% Game: 28-61 45.9% Deadball Rebounds
 3FG % 1st Half: 2-10 20.0% 2nd half: 7-17 41.2% Game: 9-27 33.3%
 FT % 1st Half: 6-9 66.7% 2nd half: 13-17 75.5% Game: 19-26 73.1%

Central Michigan 76 • 13-8, 2-6 MAC

#	Player	Total			3-Ptr			Rebounds			PF	TP	A	TO	Blk	Stl	Min
		FG	FGA	FT	FTA	FG	FGA	FT	FTA	Off							
02	ROUNDTREE, Shawn	4-12	1-6	8-10	0	2	2	3	17	5	2	0	2	32			
12	KOZINSKI, Josh	0-2	0-2	0-0	0	1	1	4	0	0	0	0	0	19			
14	DILEO, David	3-10	2-5	3-4	4	7	11	2	11	0	3	0	1	35			
21	WILLIAMS, Cecil	6-15	1-3	1-1	0	6	6	4	14	1	5	1	0	26			
24	MEYER, Luke	6-8	3-5	0-0	3	2	5	4	15	2	1	1	0	23			
00	PEPPERS, Gavin	2-4	0-2	0-0	0	0	0	0	4	1	1	0	0	10			
01	REDMAN, Corey	0-0	0-0	0-0	0	0	0	0	0	0	0	0	0	2			
11	NWOKO, Innocent	0-0	0-0	0-0	1	0	1	1	0	0	0	0	0	3			
15	SMITH, Matty	0-2	0-0	0-0	0	1	1	1	0	2	0	0	0	9			
20	McKAY, Kevin	5-7	0-1	1-1	1	6	7	1	11	2	0	1	3	30			
22	BEACHLER, Matt	1-5	1-4	1-2	0	1	1	0	4	1	0	0	0	11			
	Team				1	0	1										
	Totals	27-65	8-28	14-18	10	26	36	20	76	14	12	3	6	200			

FG % 1st Half: 14-32 43.8% 2nd half: 13-33 39.4% Game: 27-65 41.5% Deadball Rebounds
 3FG % 1st Half: 3-10 30.0% 2nd half: 5-18 27.8% Game: 8-28 28.6%
 FT % 1st Half: 10-11 90.9% 2nd half: 4-7 57.1% Game: 14-18 77.8%

Officials: Glenn Mayborg, John Yorkovich, Jeff Spedoske
 Technical fouls: Kent State-DULING, BJ; TEAM. Central Michigan-None.
 Attendance: 2967

Score by periods	1st	2nd	Total
Kent State	32	52	84
Central Michigan	41	35	76

Last FG - KENTST 2nd-01:27, CMU 2nd-00:38.
 Largest lead - KENTST by 9 2nd-01:01, CMU by 14 1st-02:08.
 KENTST led for 16:37. CMU led for 18:53. Game was tied for 04:30.

Points	In	Off	2nd	Fast	Bench
KENTST	34	12	10	9	13
CMU	38	19	10	11	19

Score tied - 7 times.
 Lead changed - 8 times.

GM #22: Kent State 82, Buffalo 79

Tues., Jan. 30, 2018 * Kent, Ohio

Buffalo 79 • 16-6, 8-1 MAC

#	Player	Total			3-Ptr			Rebounds			PF	TP	A	TO	Blk	Stl	Min
		FG	FGA	FT	FTA	FG	FGA	FT	FTA	Off							
34	SMART, Ikenna	0-1	0-0	3-4	0	3	3	3	0	1	0	0	0	17			
02	HARRIS, Jeremy	7-10	4-6	2-3	1	3	4	3	20	1	2	0	0	32			
04	JORDAN, Davonta	4-6	2-2	2-2	0	2	2	2	12	5	1	0	1	30			
05	MASSINBURG, CJ	4-6	0-2	0-0	0	3	3	2	8	2	0	0	2	38			
10	CLARK, Wes	4-9	2-4	2-2	0	3	3	5	12	4	1	0	0	33			
01	MCRAE, Montell	2-3	0-1	0-0	0	1	1	2	4	0	0	0	0	4			
03	GRAVES, Jayvon	1-4	0-1	1-1	0	3	3	0	3	0	0	1	0	11			
22	CARUTHERS, Dontay	1-2	0-1	0-0	1	0	1	2	2	1	1	0	1	12			
33	PERKINS, Nick	7-13	0-2	1-2	0	2	2	5	15	3	2	1	1	23			
	Team				0	0	0										
	Totals	30-54	8-19	11-14	2	20	22	24	79	16	10	2	5	200			

FG % 1st Half: 20-29 69.0% 2nd half: 10-25 40.0% Game: 30-54 55.6% Deadball Rebounds
 3FG % 1st Half: 4-8 50.0% 2nd half: 4-11 36.4% Game: 8-19 42.1%
 FT % 1st Half: 3-3 100.0 2nd half: 8-11 72.7% Game: 11-14 78.6%

Kent State 82 • 12-10, 6-3 MAC

#	Player	Total			3-Ptr			Rebounds			PF	TP	A	TO	Blk	Stl	Min
		FG	FGA	FT	FTA	FG	FGA	FT	FTA	Off							
05	PIPPEN, Danny	5-7	3-4	8-10	3	10	13	3	21	0	2	1	1	28			
01	DE LA ROSA, Adonis	8-12	0-0	4-4	2	4	6	4	20	5	2	0	0	38			
00	AVERY, Jalen	4-10	2-6	4-5	1	3	4	0	14	6	1	0	0	37			
23	WALKER, Jaylin	4-12	1-6	6-6	0	2	2	2	15	1	3	0	1	34			
55	ZABO, Kevin	3-7	2-3	0-0	1	0	1	4	8	0	1	0	1	30			
02	DULING, BJ	0-0	0-0	0-0	0	1	1	0	0	0	0	0	0	5			
13	PETERSON, Mitch	0-4	0-1	0-0	0	1	1	0	0	0	0	0	2	12			
32	RIDENOUR, Desmond	2-5	0-1	0-0	1	0	1	2	4	0	0	0	0	16			
	Team				1	0	1										
	Totals	26-57	8-21	22-25	9	21	30	15	82	12	10	1	5	200			

FG % 1st Half: 13-28 46.4% 2nd half: 13-29 44.8% Game: 26-57 45.6% Deadball Rebounds
 3FG % 1st Half: 4-10 40.0% 2nd half: 4-11 36.4% Game: 8-21 38.1%
 FT % 1st Half: 4-5 80.0% 2nd half: 18-20 90.0% Game: 22-25 88.0%

Officials: Robert Riley, Courtney Green, Darryl Smith
 Technical fouls: Buffalo-PERKINS, Nick. Kent State-WALKER, Jaylin.

Attendance: 2677
 UB #33 ejected at 00:07 (2nd)
 KSU #23 ejected at 00:07 (2nd)

Score by periods	1st	2nd	Total
Buffalo	47	32	79
Kent State	34	48	82

Last FG - UB 2nd-00:03, KENTST 2nd-00:37.
 Largest lead - UB by 18 1st-02:40, KENTST by 5 2nd-00:07.
 UB led for 37:45. KENTST led for 00:57. Game was tied for 01:18.

Points	In	Off	2nd	Fast	Bench
UB	36	12	4	14	24
KENTST	26	12	8	2	4

Score tied - 2 times.
 Lead changed - 2 times.

GM #23: Bowling Green 70, Kent State 62

Sat., Feb. 3, 2018 * Bowling Green, Ohio

Kent State 62 • 12-11 (6-4 MAC)

#	Player	Total			3-Ptr			Rebounds			PF	TP	A	TO	Blk	Stl	Min
		FG	FGA	FT	FTA	FG	FGA	FT	FTA	Off							
05	PIPPEN, Danny	0-1	0-1	1-2	1	5	6	5	1	1	2	2	2	24			
01	DE LA ROSA, Adonis	7-11	0-0	6-8	3	3	6	3	20	0	5	1	1	32			
00	AVERY, Jalen	5-13	1-5	0-0	0	4	4	0	11	2	0	0	0	33			
23	WALKER, Jaylin	7-17	5-13	1-1	1	5	6	2	20	1	2	0	1	36			
55	ZABO, Kevin	1-5	0-1	2-2	1	4	5	2	4	2	4	0	1	29			
02	DULING, BJ	2-6	0-1	0-0	0	2	2	1	4	0	2	0	0	13			
13	PETERSON, Mitch	1-2	0-1	0-0	1	1	2	0	2	1	0	0	0	12			
32	RIDENOUR, Desmond	0-1	0-0	0-2	0	4	4	3	0	0	0	0	0	20			
33	NWANKWO, Jonathan	0-0	0-0	0-0	0	0	0	1	0	0	0	0	0	1			
	Team				2	0	2										
	Totals	23-56	6-22	10-15	9	28	37	17	62	7	15	3	5	200			

FG % 1st Half: 13-33 39.4% 2nd half: 10-23 43.5% Game: 23-56 41.1% Deadball Rebounds
 3FG % 1st Half: 3-12 25.0% 2nd half: 3-10 30.0% Game: 6-22 27.3%
 FT % 1st Half: 2-2 100.0 2nd half: 8-13 61.5% Game: 10-15 66.7%

Bowling Green 70 • 14-9 (5-5 MAC)

#	Player	Total			3-Ptr			Rebounds			PF	TP	A	TO	Blk	Stl	Min
		FG	FGA	FT	FTA	FG	FGA	FT	FTA	Off							
01	WIGGINS, Demajeo	6-9	0-0	1-1	0	9	9	3	13	2	1	0	0	32			
40	KOCH, Derek	3-8	2-4	0-0	2	4	6	4	8	2	3	0	0	23			
05	FRYE, Dylan	0-5	0-3	0-0	2	0	2	2	0	1	0	0	0	14			
10	TURNER, Justin	8-18	2-4	2-2	1	2	3	0	20	3	2	0	3	39			
11	LILLARD, Antwon	4-7	1-4	2-3	1	2	3	4	11	3	2	0	1	23			
00	CUMMINGS, Nelly	0-1	0-1	0-1	0	2	2	0	0	0	1	0	0	13			
03	CALDWELL, Rodrick	4-6	2-4	2-3	0	2	2	1	12	4	0	1	0	26			
13	UJU, Jeffrey	0-1	0-0	0-0	1	0	1	1	0	0	0	0	0	12			
24	FOX, Matt	2-3	1-2	1-1	0	1	1	0	6	0	0	0	1	4			
25	PLOWDEN, Daegwon	0-4	0-2	0-0	1	1	2	0	0	1	0	0	0	11			
52	GADSON, Joniya	0-1	0-0	0-0	0	2	2	0	0	0	1	1	0	3			
	Team				2	2	4										
	Totals	27-63	8-24	8-11	10	27	37	15	70	15	10	3	5	200			

FG % 1st Half: 9-33 27.3% 2nd half: 18-30 60.0% Game: 27-63 42.9% Deadball Rebounds
 3FG % 1st Half: 3-13 23.1% 2nd half: 5-11 45.5% Game: 8-24 33.3%
 FT % 1st Half: 3-4 75.0% 2nd half: 5-7 71.4% Game: 8-11 72.7%

Officials: Todd Williams, Brooks Wells, Brad Claus
 Technical fouls: Kent State-None. Bowling Green-None.
 Attendance: 3540

Score by periods	1st	2nd	Total
Kent State	31	31	62
Bowling Green	24	46	70

GM #25: Ball State 87, Kent State 68
Friday, Feb. 9, 2018 * Muncie, Ind.

Kent State 68 • 12-13, 6-6 MAC

#	Player	Total			3-Ptr		Rebounds			PF	TP	A	TO	Blk	Stl	Min
		FG	FGA	FT	FTA	Off	Def	Off	Def							
05	PIPPEN, Danny	f	6-12	3-5	2-2	2	5	7	1	17	1	0	2	0	32	
01	DE LA ROSA, Adonis	c	4-6	0-0	2-2	0	1	1	5	10	1	2	0	0	16	
00	AVERY, Jalen	g	2-3	2-3	0-0	0	1	1	2	6	1	0	0	1	32	
23	WALKER, Jaylin	g	4-13	2-7	5-5	3	5	8	3	15	2	7	0	0	33	
55	ZABO, Kevin	g	4-12	1-5	2-4	0	1	1	1	11	6	1	0	1	33	
02	DULING, BJ	g	3-6	0-1	0-0	0	2	2	4	6	0	1	0	1	18	
03	FREDERICK, Akiean	g	0-1	0-0	0-0	0	1	1	1	0	0	0	0	0	7	
13	PETERSON, Mitch	g	1-3	0-1	0-0	1	1	2	0	2	1	1	0	1	16	
15	BERNSTEIN, Ryan	g	0-0	0-0	0-0	0	0	0	0	0	0	0	0	0	2	
32	RIDENOUR, Desmond	g	0-2	0-1	1-2	0	1	1	2	1	0	0	0	0	10	
33	NWANKWO, Jonathan	g	0-0	0-0	0-0	0	1	1	0	0	0	0	0	0	2	
Team			24-58	8-23	12-15	6	20	26	19	68	12	13	2	4	201	

FG % 1st Half: 11-33 33.3% 2nd half: 13-25 52.0% Game: 24-58 41.4% Deadball Rebounds 2
 3FG % 1st Half: 5-12 41.7% 2nd half: 3-11 27.3% Game: 8-23 34.8%
 FT % 1st Half: 3-4 75.0% 2nd half: 9-11 81.8% Game: 12-15 80.0%

Ball State 87 • 16-9, 7-5 MAC

#	Player	Total			3-Ptr		Rebounds			PF	TP	A	TO	Blk	Stl	Min
		FG	FGA	FT	FTA	Off	Def	Off	Def							
14	MALLERS, Kyle	f	2-5	0-1	1-1	1	0	1	3	5	2	1	0	0	19	
25	TEAGUE, Tahjai	f	8-12	0-0	4-6	7	7	14	2	20	4	3	0	0	32	
24	MOSES, Trey	c	9-10	0-0	4-6	0	5	5	4	22	5	5	0	0	29	
02	PERLSON, Tayler	g	5-11	3-5	0-0	0	5	5	1	13	4	3	0	3	31	
34	SELLERS, Sean	g	6-11	3-8	0-0	2	3	5	2	15	3	0	1	1	33	
00	KIAPWAY, Francis	g	0-1	0-1	0-0	0	0	0	0	0	0	0	0	0	5	
03	THOMPSON, Josh	g	2-3	2-2	2-2	0	3	3	1	8	0	0	0	0	20	
05	EL-AMIN, Ishmael	g	2-3	0-0	0-2	0	1	1	3	4	0	0	0	0	17	
15	GUNN, Zach	g	0-4	0-3	0-0	0	3	3	1	0	1	0	0	0	14	
Team			34-60	8-20	11-17	10	29	39	17	87	19	13	1	4	200	

FG % 1st Half: 16-28 57.1% 2nd half: 18-32 56.3% Game: 34-60 56.7% Deadball Rebounds 2
 3FG % 1st Half: 4-11 36.4% 2nd half: 4-9 44.4% Game: 8-20 40.0%
 FT % 1st Half: 5-8 62.5% 2nd half: 6-9 66.7% Game: 11-17 64.7%

Officials: Lamont Simpson, Ron Tyburski, Dave Cronin
 Technical fouls: Kent State-None. Ball State-None.

Attendance: 4105
 Kent State #1 fouled out at 5:20

Score by periods	1st	2nd	Total
Kent State	30	38	68
Ball State	41	46	87

Last FG - KENTST 2nd-00:50, BSU 2nd-02:19.
 Largest lead - KENTST None, BSU by 21 2nd-01:42.
 KENTST led for 00:00. BSU led for 39:41. Game was tied for 00:19.

Score tied - 0 times.
 Lead changed - 0 times.

GM #26: Buffalo 84, Kent State 72
Tues., Feb. 13, 2018 * Buffalo, N.Y.

Kent State 72 • 12-14, 6-7 MAC

#	Player	Total			3-Ptr		Rebounds			PF	TP	A	TO	Blk	Stl	Min
		FG	FGA	FT	FTA	Off	Def	Off	Def							
05	PIPPEN, Danny	f	2-4	0-1	0-0	0	4	4	1	4	1	4	0	2	0	15
13	PETERSON, Mitch	f	0-4	0-2	0-0	0	2	2	2	0	2	2	0	2	0	16
01	DE LA ROSA, Adonis	c	5-9	0-0	1-2	4	5	9	4	11	3	6	1	1	37	
00	AVERY, Jalen	g	6-13	4-7	0-0	0	1	1	0	16	4	0	0	2	34	
23	WALKER, Jaylin	g	4-17	2-8	5-6	1	3	4	3	15	2	2	0	1	39	
02	DULING, BJ	g	3-5	1-2	0-0	2	1	3	3	7	1	0	1	0	17	
32	RIDENOUR, Desmond	g	1-5	0-1	0-2	0	0	0	1	2	1	0	0	2	14	
55	ZABO, Kevin	g	7-14	1-4	2-2	0	3	3	5	17	1	0	0	0	28	
Team			28-71	8-25	8-12	10	22	32	19	72	14	12	2	8	200	

FG % 1st Half: 11-29 37.9% 2nd half: 17-42 40.5% Game: 28-71 39.4% Deadball Rebounds 4
 3FG % 1st Half: 2-7 28.6% 2nd half: 6-18 33.3% Game: 8-25 31.8%
 FT % 1st Half: 3-6 50.0% 2nd half: 5-6 83.3% Game: 8-12 66.7%

Buffalo 84 • 19-7, 11-2 MAC

#	Player	Total			3-Ptr		Rebounds			PF	TP	A	TO	Blk	Stl	Min
		FG	FGA	FT	FTA	Off	Def	Off	Def							
02	HARRIS, Jeremy	f	9-15	2-6	4-4	0	6	6	1	24	2	1	0	2	33	
34	SMART, Ikenna	c	1-3	0-0	0-0	2	3	5	2	2	1	2	1	1	14	
04	JORDAN, Davonta	g	2-3	0-0	0-0	0	5	5	2	4	3	2	0	1	21	
05	MASSINBURG, CJ	g	2-7	0-4	4-4	4	5	9	0	8	7	1	1	2	37	
10	CLARK, Wes	g	8-14	3-6	0-0	1	3	4	4	19	3	2	0	0	26	
00	REESE, James	g	0-1	0-1	0-0	0	0	0	0	0	0	0	0	0	2	
01	MCRAE, Montell	g	1-1	0-0	0-1	0	2	2	1	2	1	0	0	0	12	
03	GRAVES, Jayvon	g	2-5	1-2	0-0	0	1	1	0	5	1	1	3	1	16	
22	CARUTHERS, Dontay	g	2-3	1-1	0-2	0	0	0	0	5	1	0	1	0	11	
33	PERKINS, Nick	g	6-11	0-2	3-4	3	7	10	3	15	1	3	1	0	28	
Team			33-63	7-22	11-15	11	33	44	13	84	19	13	6	8	200	

FG % 1st Half: 19-33 57.6% 2nd half: 14-30 46.7% Game: 33-63 52.4% Deadball Rebounds 1
 3FG % 1st Half: 2-10 20.0% 2nd half: 2-10 20.0% Game: 7-22 31.8%
 FT % 1st Half: 2-3 66.7% 2nd half: 9-12 75.0% Game: 11-15 73.3%

Officials: Larry Sciroto, Greg Langsdorf, Dan Dorian
 Technical fouls: Kent State-None. Buffalo-SMART, Ikenna; TEAM.
 Attendance: 3707

Score by periods	1st	2nd	Total
Kent State	27	45	72
Buffalo	45	39	84

	In	Off	2nd	Fast	Bench
Points					
KENTST	30	10	12	3	26
UB	38	12	13	13	27

Last FG - KENTST 2nd-01:09, UB 2nd-03:50.
 Largest lead - KENTST by 2 1st-18:34, UB by 21 1st-00:31.
 KENTST led for 00:41. UB led for 36:22. Game was tied for 02:57.

Score tied - 3 times.
 Lead changed - 4 times.

GM #27: Kent State 78, Akron 68
Sat., Feb. 17, 2018 * Kent, Ohio

Akron 68 • 11-15, 4-10 MAC

#	Player	Total			3-Ptr		Rebounds			PF	TP	A	TO	Blk	Stl	Min
		FG	FGA	FT	FTA	Off	Def	Off	Def							
03	UTOMI, Daniel	f	6-11	3-3	5-5	0	1	1	2	20	2	0	2	0	38	
44	KOSTELAC, Mark	c	1-1	0-0	0-0	1	1	2	5	2	1	2	2	1	20	
00	IUEY, Jimond	g	1-11	1-5	2-4	1	1	2	3	5	5	5	0	1	35	
04	DUVIVIER, Malcolm	g	8-16	4-9	7-9	1	2	3	3	27	0	3	2	1	32	
11	COTTON, Virshon	g	2-7	0-1	2-3	0	5	5	2	6	1	1	0	2	23	
20	PARRISH, Eric	g	2-4	1-2	0-0	2	2	4	4	5	1	1	1	1	22	
24	PATTON, Torrey	g	1-3	0-1	1-3	1	4	5	3	2	0	0	0	0	16	
25	SMITH, Lucas	g	0-0	0-0	0-0	2	2	4	1	0	0	0	0	0	14	
Team			21-53	9-23	19-21	17-24	10	20	30	23	68	12	14	5	6	

FG % 1st Half: 9-23 39.1% 2nd half: 12-30 40.0% Game: 21-53 39.6% Deadball Rebounds 4.1
 3FG % 1st Half: 5-10 50.0% 2nd half: 4-11 36.4% Game: 9-21 42.9%
 FT % 1st Half: 8-10 80.0% 2nd half: 9-14 64.3% Game: 17-24 70.8%

Kent State 78 • 13-14, 7-7 MAC

#	Player	Total			3-Ptr		Rebounds			PF	TP	A	TO	Blk	Stl	Min
		FG	FGA	FT	FTA	Off	Def	Off	Def							
05	PIPPEN, Danny	f	1-4	0-0	2-2	1	7	8	3	4	0	3	3	0	22	
01	DE LA ROSA, Adonis	c	2-3	0-0	4-5	4	2	6	3	8	0	2	1	0	20	
00	AVERY, Jalen	g	4-7	2-5	6-6	0	1	1	2	16	2	1	0	1	35	
13	PETERSON, Mitch	g	1-4	0-2	0-0	2	2	4	2	2	0	1	0	0	28	
23	WALKER, Jaylin	g	7-14	7-12	6-7	1	1	2	3	27	4	2	1	0	36	
02	DULING, BJ	g	6-11	1-2	0-0	1	3	4	1	13	0	2	0	2	24	
32	RIDENOUR, Desmond	g	0-2	0-0	2-2	0	1	1	2	2	1	1	1	3	9	
55	ZABO, Kevin	g	2-9	0-3	2-2	0	3	3	5	6	1	1	0	1	26	
Team			23-54	10-24	22-24	11	24	35	21	78	8	14	6	7	200	

FG % 1st Half: 10-31 32.3% 2nd half: 13-23 56.5% Game: 23-54 42.6% Deadball Rebounds 1.1
 3FG % 1st Half: 4-14 28.6% 2nd half: 6-10 60.0% Game: 10-24 41.7%
 FT % 1st Half: 8-9 88.9% 2nd half: 14-15 93.3% Game: 22-24 91.7%

GM #29: Kent State 64, Bowling Green 63 Sat., Feb. 24, 2018 * Kent, Ohio

Bowling Green 63 • 16-13, 7-9 MAC

#	Player	Total			3-Ptr			Rebounds			PF	TP	A	TO	Blk	Stl	Min
		FG-FGA	FG-FGA	FT-FTA	FG-FGA	FG-FGA	FT-FTA	Off	Def	Tot							
01	WIGGINS, Demajeo	f	5-9	0-0	4-6	6	7	13	3	14	2	4	0	0	35		
40	KOCH, Derek	f	2-10	0-0	0-0	3	1	4	3	4	2	0	0	0	31		
05	FRYE, Dylan	g	4-9	2-6	4-6	0	3	3	4	14	2	0	0	0	29		
10	TURNER, Justin	g	8-18	1-4	0-0	2	0	2	1	17	1	2	0	3	36		
11	LILLARD, Antwon	g	2-12	1-5	4-4	0	5	5	4	9	2	3	0	0	31		
00	CUMMINGS, Nelly	g	0-2	0-0	0-0	0	1	1	1	0	0	0	0	0	4		
03	CALDWELL, Rodrick	g	0-0	0-0	0-0	0	0	0	1	0	0	1	0	0	15		
13	UUJ, Jeffrey	g	0-0	0-0	0-0	2	2	4	1	0	0	1	0	0	5		
24	FOX, Matt	g	1-3	0-1	0-0	1	0	1	0	2	0	0	0	0	5		
25	PLOWDEN, Daeqwon	g	1-5	0-2	1-1	3	1	4	1	3	0	0	1	0	9		
Team						5	1	6									
Totals			23-68	4-20	13-17	22	21	43	19	63	9	11	1	3	200		

FG % 1st Half: 15-30 50.0% 2nd half: 8-38 21.1% Game: 23-68 33.8%
 3FG % 1st Half: 3-8 37.5% 2nd half: 1-12 8.3% Game: 4-20 20.0%
 FT % 1st Half: 2-3 66.7% 2nd half: 11-14 78.6% Game: 13-17 76.5%

Kent State 64 • 14-15, 8-8 MAC

#	Player	Total			3-Ptr			Rebounds			PF	TP	A	TO	Blk	Stl	Min
		FG-FGA	FG-FGA	FT-FTA	FG-FGA	FG-FGA	FT-FTA	Off	Def	Tot							
05	PIPPEN, Danny	f	3-10	2-7	3-5	4	4	8	2	11	0	2	7	1	29		
01	DE LA ROSA, Adonis	c	4-9	0-0	2-2	3	4	7	5	10	3	5	1	0	27		
00	AVERY, Jalen	g	2-6	2-6	4-4	0	3	3	1	10	2	0	0	0	30		
13	PETERSON, Mitch	g	2-5	0-1	0-3	1	2	3	1	4	0	0	0	0	14		
23	WALKER, Jaylin	g	3-8	0-5	4-6	2	3	5	1	10	4	1	0	2	38		
02	DULING, BJ	g	2-4	0-1	0-2	1	1	2	2	4	0	2	2	0	16		
03	FREDERICK, Aklean	g	0-0	0-0	0-0	0	1	1	1	0	0	1	0	0	8		
32	RIDENOUR, Desmond	g	0-1	0-1	0-0	0	1	1	0	0	0	1	1	0	15		
55	ZABO, Kevin	g	6-10	1-2	2-3	2	5	7	5	15	1	2	0	1	23		
Team						1	2	3									
Totals			22-53	5-23	15-25	14	26	40	18	64	10	14	11	4	200		

FG % 1st Half: 14-32 43.8% 2nd half: 8-21 38.1% Game: 22-53 41.5%
 3FG % 1st Half: 2-14 14.3% 2nd half: 3-9 33.3% Game: 5-23 21.7%
 FT % 1st Half: 3-4 75.0% 2nd half: 11-21 57.1% Game: 15-25 60.0%

Officials: Bill Ek, Steve McJunkins, Donnie Eppley
 Technical fouls: Bowling Green-None. Kent State-None.
 Attendance: 5022

Score by periods	1st	2nd	Total	In	Off	2nd	Fast	Bench
Bowling Green	35	28	63	Points	Paint	T/O	Chance	Break
Kent State	33	31	64	BGSU	28	14	18	7
				KENTST	28	11	17	5

Last FG - BGSU 2nd-00:20, KENTST 2nd-00:42.
 Largest lead - BGSU by 6 2nd-10:50, KENTST by 7 1st-17:03.
 BGSU led for 16:39. KENTST led for 20:14. Game was tied for 03:05.
 Score tied - 9 times.
 Lead changed - 16 times.

GM #30: Kent State 90, Miami 83 Tues., Mar. 2, 2018 * Kent, Ohio

Miami 83 • 15-15, 8-9 MAC

#	Player	Total			3-Ptr			Rebounds			PF	TP	A	TO	Blk	Stl	Min
		FG-FGA	FG-FGA	FT-FTA	FG-FGA	FG-FGA	FT-FTA	Off	Def	Tot							
14	BOWMAN, Bam	f	4-9	0-2	4-4	2	2	4	4	12	0	0	0	0	30		
20	BROWN, Dalonte	f	7-13	2-5	3-6	0	3	3	2	19	1	2	1	1	35		
01	SIBANDE, Nike	g	5-12	1-5	6-8	1	3	4	3	17	2	1	0	0	36		
03	ADAWAY, Jalen	g	5-10	2-7	1-1	0	1	1	1	13	0	3	0	1	31		
12	RINGO, Darrian	g	2-4	0-0	3-4	1	8	9	3	7	11	5	0	6	37		
00	HARPER, Darius	g	0-0	0-0	0-0	0	0	0	1	0	0	0	0	0	3		
02	MILLS, Rod	g	0-1	0-1	0-0	0	2	2	0	0	1	0	0	0	9		
04	COLEMAN-LANDS, Isaia	g	5-8	5-7	0-0	0	1	1	4	15	1	1	0	3	31		
05	AYAH, Precious	g	0-1	0-1	0-0	0	0	0	0	0	0	0	0	0	1		
11	McLANE, Logan	g	0-3	0-2	0-0	0	4	4	4	0	1	3	1	0	12		
Team						1	1	2									
Totals			28-61	10-30	17-23	5	25	30	22	83	17	15	2	11	225		

FG % 1st Half: 13-29 44.8% 2nd half: 13-24 54.2% OT: 2-8 25.0% Game: 28-61 45.9%
 3FG % 1st Half: 5-15 33.3% 2nd half: 5-10 50.0% OT: 0-5 0.0% Game: 10-30 33.3%
 FT % 1st Half: 3-5 60.0% 2nd half: 10-13 76.9% OT: 4-5 80.0% Game: 17-23 73.9%

Kent State 90 • 15-15, 9-8 MAC

#	Player	Total			3-Ptr			Rebounds			PF	TP	A	TO	Blk	Stl	Min
		FG-FGA	FG-FGA	FT-FTA	FG-FGA	FG-FGA	FT-FTA	Off	Def	Tot							
01	DE LA ROSA, Adonis	c	5-11	0-0	6-7	5	4	9	3	16	2	4	1	1	34		
00	AVERY, Jalen	g	6-10	3-7	2-3	2	1	3	3	17	3	0	0	0	42		
23	WALKER, Jaylin	g	4-13	2-7	5-5	0	1	1	0	15	3	5	1	1	43		
32	RIDENOUR, Desmond	g	1-3	0-2	0-0	1	1	2	1	2	0	1	0	1	14		
55	ZABO, Kevin	g	8-16	1-5	4-4	0	5	5	4	21	6	6	0	3	43		
02	DULING, BJ	g	0-0	0-0	0-0	0	0	0	0	0	0	0	0	0	3		
03	FREDERICK, Aklean	g	1-2	0-1	0-0	0	1	1	0	2	0	0	0	0	2		
05	PIPPEN, Danny	g	6-12	3-7	2-2	4	14	18	3	17	2	1	2	1	37		
13	PETERSON, Mitch	g	0-1	0-0	0-0	0	1	1	2	0	1	0	0	1	7		
Team						0	3	3									
Totals			31-68	9-29	19-21	12	31	43	17	90	17	18	4	8	225		

FG % 1st Half: 12-36 33.3% 2nd half: 15-26 57.7% OT: 4-6 66.7% Game: 31-68 45.6%
 3FG % 1st Half: 3-12 25.0% 2nd half: 5-15 33.3% OT: 1-2 50.0% Game: 9-29 31.0%
 FT % 1st Half: 5-5 100.0% 2nd half: 8-10 80.0% OT: 6-6 100.0% Game: 19-21 90.5%

Officials: Lewis Garrison, Todd Von Sossan, Courtney Green
 Technical fouls: Miami-None. Kent State-None.
 Attendance: 3074

Score by periods	1st	2nd	OT	Total	In	Off	2nd	Fast	Bench
Miami	34	41	8	83	Points	Paint	T/O	Chance	Break
Kent State	32	43	15	90	BGSU	30	20	9	13
					KENTST	40	14	17	8

Last FG - MIAMI OT-01:14, KENTST OT-01:47.
 Largest lead - MIAMI by 6 1st-13:08, KENTST by 7 OT-00:05.
 MIAMI led for 27:26. KENTST led for 14:21. Game was tied for 03:04.
 Score tied - 10 times.
 Lead changed - 21 times.

GM #31: Akron 67, Kent State 65 Fri., Mar. 2, 2018 * Akron, Ohio

Kent State 65 • 15-16 (9-9 MAC)

#	Player	Total			3-Ptr			Rebounds			PF	TP	A	TO	Blk	Stl	Min
		FG-FGA	FG-FGA	FT-FTA	FG-FGA	FG-FGA	FT-FTA	Off	Def	Tot							
00	AVERY, Jalen	*	4-10	1-6	1-2	0	2	2	3	10	2	0	1	0	38		
01	DE LA ROSA, Adonis	*	2-5	0-0	4-7	2	1	3	5	8	0	4	0	0	16		
05	PIPPEN, Danny	*	2-4	1-3	2-2	1	4	5	7	1	1	0	0	0	30		
13	PETERSON, Mitch	*	1-3	0-2	0-0	1	2	3	1	2	0	1	0	0	19		
23	WALKER, Jaylin	*	5-14	2-7	3-6	0	5	5	2	15	3	0	0	3	37		
02	DULING, BJ	*	2-2	2-2	1-2	0	6	6	3	7	0	2	2	0	19		
32	RIDENOUR, Desmond	*	0-1	0-0	0-0	0	0	0	1	0	0	2	0	1	9		
55	ZABO, Kevin	*	4-11	2-5	6-6	2	6	8	5	16	4	3	0	1	32		
Team						1	0	1									
Totals			20-50	8-25	17-25	7	26	33	25	65	10	13	3	5	200		

FG % 1st Half: 11-28 39.3% 2nd half: 9-22 40.9% Game: 20-50 40.0%
 3FG % 1st Half: 4-13 30.8% 2nd half: 4-12 33.3% Game: 8-25 32.0%
 FT % 1st Half: 5-9 55.6% 2nd half: 12-16 75.0% Game: 17-25 68.0%

AKRON 67 • 13-17 (6-12 MAC)

#	Player	Total			3-Ptr			Rebounds			PF	TP	A	TO	Blk	Stl	Min
		FG-FGA	FG-FGA	FT-FTA	FG-FGA	FG-FGA	FT-FTA	Off	Def	Tot							
00	IVEY, Jimond	*	4-10	2-6	1-2	0	3	3	3	11	2	0	0	0	34		
03	UTOMI, Daniel	*	4-7	1-2	11-15	3	5	8	4	20	1	2	0	0	36		
04	DUVIVIER, Malcolm	*	3-10	2-7	2-2	0	5	5	1	10	6	3	0	1	35		
20	PARRISH, Eric	*	4-7	0-2	3-4	3	3	6	2	11	3	1	0	1	30		
44	KOSTELAC, Mark	*	1-1	0-0	0-2	0	1	1	5	2	0	0	0	0	7		
11	COTTON, Virshon	*	1-5	1-3	0-0	0	4	4	0	3	1	3	0	0	30		
24	PATTON, Torrey	*	2-4	1-3	0-0	0	1	1	1	5	0	1	0	0	13		
25	SMITH, Lucas	*	2-5	0-2	1-3	1	1	2	5	5	0	1	0	0	15		
Team						0	2	2									
Totals			21-49	7-25	18-28	7	25	32	21	67	13	11	0	2	200		

FG % 1st Half: 13-29 44.8% 2nd half: 8-20 40.0% Game: 21-49 42.9%
 3FG % 1st Half: 4-15 26.7% 2nd half: 3-10 30.0% Game: 7-25 28.0%
 FT % 1st Half: 1-3 33.3% 2nd half: 17-25 68.0% Game: 18-28 64.3%

Officials: Chris Beaver, Donnie Eppley, Geoff Vejsicky
 Technical fouls: Kent State-None. AKRON-KOSTELAC, Mark.
 Attendance: 4349


Score by periods	1st	2nd	Total	In	Off	2nd	Fast	Bench
Kent State	31	34	65	Points	Paint	T/O	Chance	Break
AKRON	31	36	67	KENTST	24	17	6	6
				AKRON	24	13	8	2

Last FG - KENTST 2nd-06:02, AKRON 2nd-06:12.
 Largest lead - KENTST by 5 1st-05:45, AKRON by 8 1st-16:44.
 KENTST led for 20:08.

The 2017-18 Kent State Men's Basketball Media Chart



JALEN AVERY
6-0 • 186 • G • Jr.
Covington, Ky. / Shroder H.S.



ADONIS DE LA ROSA
7-0 • 263 • C • Jr.
Bronx, N.Y. / Williston State [N.D.]



BJ DULING
6-7 • 235 • F • Fr.
Newark, Ohio / Newark HS



AKIEAN FREDERICK
6-9 • 231 • F • Jr.
Columbus, Ohio / Sinclair CC



TAISHAUN JOHNSON
6-0 • 175 • G • Jr.
Indianapolis, Ind. / South Alabama



DANNY PIPPIN
6-9 • 222 • F • So.
Detroit, Mich. / Allen Academy



KAIN HARRIS
6-4 • 200 • G • Jr.
Chicago, Ill. / Tulane



MITCH PETERSON
6-5 • 199 • G • So.
Richfield, Ohio / Walsh Jesuit H.S.



CHRIS JOHNSON
6-6 • 207 • F • So.
Chicago, Ill. / Malone




RYAN BERNSTEIN
6-0 • 180 • G • Jr.
Bronx, N.Y. / Maine



JAYLIN WALKER
6-1 • 187 • G • Jr.
Inkster, Mich. / Romulus H.S.



PHILIP WHITTINGTON
6-8 • 227 • F • Jr.
Columbus, Ga. / USC Upstate



DESMOND RIDENOUR
6-3 • 195 • G • Sr.
Cleveland, Ohio / Duquesne



JONATHAN NWANKWO
6-9 • 235 • F • So.
Bronx, N.Y. / College of Southern Idaho



KEVIN ZABO
6-2 • 183 • G • Jr.
Gatineau, Quebec / Indian Hills C.C. [Iowa]

The 2017-18 Golden Flashes



Jalen AVERY

- Position: G
- Height: 6-0
- Class: Junior
- Hometown: Covington, Ky.
- Previous School: Shroder H.S.

#0

Game-By-Game Statistics

Season Highs

#00 AVERY, Jalen

Opponent	Date	gs	min	Total		3-Pointers		Free throws		Rebounds				pf	a	t/o	blk	stl	pts	avg	
				fg-fga	pct	3fg-fga	pct	ft-fa	pct	off	def	tot	avg								
vs Youngstown State	11/11/17	*	27	4-9	.444	0-2	.000	6-6	1.000	2	6	8	8.0	1	5	0	0	2	14	14.0	
OHIO CHRISTIAN	11/16/17	*	23	3-6	.500	1-3	.333	0-1	.000	2	0	2	5.0	0	2	0	0	1	7	10.5	
MISSISSIPPI VALLEY STA	11/19/17	*	33	2-5	.400	1-4	.250	0-0	.000	0	4	4	4.7	0	10	0	0	0	5	8.7	
SOUTHEASTERN LOUISI	11/21/17	*	33	0-6	.000	0-4	.000	2-2	1.000	1	3	4	4.5	1	5	1	0	0	2	7.0	
vs Valparaiso	11/24/17	*	27	2-5	.400	1-3	.333	1-2	.500	0	0	0	3.6	0	2	1	0	0	6	6.8	
vs Loyola Chicago	11/25/17	*	22	1-6	.167	1-3	.333	0-0	.000	0	0	0	3.0	1	5	0	0	1	3	6.2	
at Norfolk State	11/29/17	*	37	6-9	.667	3-4	.750	3-4	.750	1	4	5	3.3	0	4	3	0	0	18	7.9	
CLEVELAND STATE	12/2/17	*	36	5-11	.455	3-8	.375	2-2	1.000	0	1	1	3.0	1	3	0	0	0	15	8.8	
at Xavier	12/06/17	*	36	5-9	.556	1-3	.333	2-2	1.000	0	3	3	3.0	1	5	1	0	0	13	9.2	
at Wright State	12/9/17	*	33	6-13	.462	2-3	.667	3-3	1.000	1	0	1	2.8	0	2	0	0	1	17	10.0	
NORTHEASTERN	12/18/17	*	37	5-11	.455	0-1	.000	2-3	.667	0	0	0	2.5	1	5	2	0	0	12	10.2	
OREGON STATE	12/21/17	*	34	5-8	.625	4-6	.667	3-4	.750	0	0	0	2.3	0	3	1	0	1	17	10.8	
at UAlbany	12/28/17	*	38	1-7	.143	0-3	.000	0-0	.000	0	1	1	2.2	0	5	0	0	1	2	10.1	
at Northern Illinois	01/02/18	*	31	3-10	.300	1-5	.200	0-0	.000	0	0	0	2.1	4	3	0	0	1	7	9.9	
CENTRAL MICHIGAN	01/06/18	*	39	4-10	.400	2-7	.286	2-3	.667	0	4	4	2.2	0	3	0	0	2	12	10.0	
at Miami	1/9/18	*	37	5-8	.625	2-5	.400	0-0	.000	1	2	3	2.3	0	2	0	0	1	12	10.1	
OHIO	01/12/18	*	34	0-3	.000	0-2	.000	3-3	1.000	1	3	4	2.4	1	2	0	0	2	3	9.7	
WESTERN MICHIGAN	01/16/18	*	30	1-8	.125	1-2	.500	0-0	.000	0	2	2	2.3	0	9	3	0	1	3	9.3	
at TOLEDO	01/20/18	*	31	1-5	.200	1-4	.250	0-0	.000	0	3	3	2.4	5	3	0	0	0	3	9.0	
BALL STATE	01/23/18	*	35	4-6	.667	2-3	.667	0-0	.000	0	3	3	2.4	0	4	0	0	0	10	9.1	
at Central Michigan	1/27/18	*	35	2-7	.286	0-3	.000	5-7	.714	2	4	6	2.6	1	2	2	0	0	9	9.0	
BUFFALO	01/30/18	*	37	4-10	.400	2-6	.333	4-5	.800	1	3	4	2.6	0	6	1	0	0	14	9.3	
at Bowling Green	02/03/18	*	33	5-13	.385	1-5	.200	0-0	.000	0	4	4	2.7	0	2	0	0	0	11	9.3	
EASTERN MICHIGAN	02/06/18	*	35	2-6	.333	1-3	.333	2-2	1.000	2	1	3	2.7	1	3	5	0	1	7	9.3	
at Ball State	2/9/18	*	32	2-3	.667	2-3	.667	0-0	.000	0	1	1	2.6	2	1	0	0	1	6	9.1	
at Buffalo	2/13/18	*	34	6-13	.462	4-7	.571	0-0	.000	0	1	1	2.6	0	4	0	0	2	16	9.4	
AKRON	02/17/18	*	35	4-7	.571	2-5	.400	6-6	1.000	0	1	1	2.5	2	2	1	0	1	16	9.6	
at Ohio	02/20/18	*	31	3-6	.500	2-5	.400	1-2	.500	3	4	7	2.7	0	4	0	0	0	9	9.6	
BOWLING GREEN	02/24/18	*	30	2-6	.333	2-6	.333	4-4	1.000	0	3	3	2.7	1	2	0	0	0	10	9.6	
MIAMI	02/27/18	*	42	6-10	.600	3-7	.429	2-3	.667	2	1	3	2.7	3	3	0	0	0	17	9.9	
at AKRON	3/2/18	*	38	4-10	.400	1-6	.167	1-2	.500	0	2	2	2.7	3	2	0	1	0	10	9.9	
Totals			31	1035	103-246	.419	46-131	.351	54-66	.818	19	64	83	2.7	29	113	21	1	19	306	9.9

Games played: 31
Minutes/game: 33.4
Points/game: 9.9
FG Pct: 41.9
3FG Pct: 35.1
FT Pct: 81.8

Rebounds/game: 2.7
Assists/game: 3.6
Turnovers/game: 0.7
Assist/turnover ratio: 5.4
Steals/game: 0.6
Blocks/game: 0.0

- Points: 18, Norfolk State -- 11/29/17
- Rebounds: 8, Youngstown State -- 11/11/17
- Assists: 10, Mississippi Valley State -- 11/19/17
- Steals: 2, Youngstown State -- 11/11/17
- Blocks: 1, Akron -- 3/2/18
- FG made: 6, 4x most recent Miami - 2/27/18
- FG attempts: 13, Buffalo- 2/13/18
- 3FG made: 4, Buffalo- 2/13/18
- 3FG attempts: 8, Cleveland State- 12/2/17
- FT made: 6, Akron -- 2/17/18
- FT attempts: 6, Akron -- 2/17/18

Career Highs

- Points: 24, Central Michigan -- 03/06/17
- Rebounds: 8, vs Youngstown State -- 11/11/17
- Assists: 10 [1st], Mississippi Valley State -- 11/19/17
- Steals: 2, 6 times
- Blocks: 1, at AKRON -- 3/2/18
- FG made: 6, 5 times
- FG attempts: 13, at Bowling Green -- 02/03/18; at Wright State -- 12/9/17; at Buffalo -- 2/13/18
- 3FG made: 5 [t-7th], Central Michigan -- 03/06/17
- 3FG attempts: 8, Cleveland State -- 12/2/17
- FT made: 7, Central Michigan -- 03/06/17
- FT attempts: 8, Central Michigan -- 03/06/17

Miscellaneous Statistics

	Season	Career
20+ Points		1
Double Digit Scoring	16	20
Led Team in Scoring	1	1
Led Team in Assists	21	34
Led Team in Steals	5	10
Led Team in Rebounds	2	2

Career Statistics

Season	gp-gs	min/avg	Total		3-Point		F-Throws		Rebounds				Scoring							
			fg-fga	pct	fg-fga	pct	ft-fa	pct	off	def	tot	avg	pf	fo	ast	to	blk	stl	pts	avg
2015-16	28-0	241/8.6	9-37	.243	3-19	.158	3-5	.600	2	13	15	0.5	16	0	28	12	1	8	24	0.9
2016-17	35-25	850/24.3	51-139	.367	33-85	.388	45-57	.789	14	53	67	1.9	23	0	77	20	0	15	180	5.1
2017-18	31-31	1035/33.4	103-246	.419	46-131	.351	54-66	.818	19	64	83	2.7	29	1	113	21	1	19	306	9.9
TOTAL	94-56	2126/22.6	163-422	.386	82-235	.349	102-128	.797	35	130	165	1.8	68	1	218	53	2	42	510	5.4

The 2017-18 Golden Flashes



Adonis DE LA ROSA

- Position: C
- Height: 7-0
- Class: Junior
- Hometown: Bronx, N.Y.
- Previous School: Williston State [N.D]

#1

Game-By-Game Statistics

Season Highs

#01 DE LA ROSA, Adonis

Opponent	Date	gs	min	Total		3-Pointers		Free throws		Rebounds				pf	a	t/o	blk	stl	pts	avg	
				fg-fga	pct	3fg-fga	pct	ft-fa	pct	off	def	tot	avg								
vs Youngstown State	11/11/17	*	13	9-10	.900	0-0	.000	2-3	.667	5	3	8	8.0	3	0	1	1	0	20	20.0	
OHIO CHRISTIAN	11/16/17	*	20	5-9	.556	0-0	.000	4-6	.667	5	7	12	10.0	1	1	2	0	0	14	17.0	
MISSISSIPPI VALLEY STA	11/19/17	*	20	3-3	1.000	0-0	.000	8-8	1.000	4	6	10	10.0	3	2	4	1	0	14	16.0	
SOUTHEASTERN LOUISI	11/21/17	*	22	2-6	.333	0-0	.000	6-6	1.000	4	2	6	9.0	1	1	2	1	0	10	14.5	
vs Valparaiso	11/24/17	*	22	3-3	1.000	0-0	.000	4-4	1.000	2	5	7	8.6	4	0	6	0	2	10	13.6	
vs Loyola Chicago	11/25/17	*	19	3-5	.600	0-0	.000	4-6	.667	1	3	4	7.8	5	1	5	0	1	10	13.0	
at Norfolk State	11/29/17	*	26	3-7	.429	0-0	.000	13-14	.929	4	6	10	8.1	5	0	4	3	0	19	13.9	
CLEVELAND STATE	12/2/17	*	24	6-10	.600	0-0	.000	4-5	.800	4	3	7	8.0	3	3	2	0	1	16	14.1	
at Xavier	12/06/17	*	19	1-4	.250	0-0	.000	0-0	.000	0	3	3	7.4	5	0	4	1	0	2	12.8	
at Wright State	12/9/17	*	14	1-2	.500	0-0	.000	0-0	.000	3	2	5	7.2	5	2	3	0	0	2	11.7	
NORTHEASTERN	12/18/17	*	20	2-4	.500	0-0	.000	2-3	.667	2	2	4	6.9	4	1	3	0	1	6	11.2	
OREGON STATE	12/21/17	*	18	2-3	.667	0-0	.000	2-2	1.000	1	6	7	6.9	5	0	2	1	0	6	10.8	
at UAlbany	12/28/17	*	34	8-11	.727	0-0	.000	2-3	.667	3	5	8	7.0	4	0	3	0	0	18	11.3	
at Northern Illinois	01/02/18	*	30	2-3	.667	0-0	.000	0-2	.000	3	5	8	7.1	3	1	2	0	2	4	10.8	
CENTRAL MICHIGAN	01/06/18	*	37	9-13	.692	0-0	.000	6-9	.667	6	8	14	7.5	2	1	3	0	0	24	11.7	
at Miami	1/9/18	*	28	4-10	.400	0-0	.000	8-10	.800	4	3	7	7.5	4	0	3	0	1	16	11.9	
OHIO	01/12/18	*	24	4-8	.500	0-0	.000	0-0	.000	1	2	3	7.2	3	1	4	0	0	8	11.7	
WESTERN MICHIGAN	01/16/18	*	27	5-12	.417	0-0	.000	1-1	1.000	3	9	12	7.5	5	0	3	0	0	11	11.7	
at TOLEDO	01/20/18	*	31	3-7	.429	0-0	.000	3-5	.600	3	11	14	7.8	2	2	6	2	0	9	11.5	
BALL STATE	01/23/18	*	31	6-9	.667	0-0	.000	3-5	.600	3	5	8	7.9	4	0	5	0	1	15	11.7	
at Central Michigan	1/27/18	*	33	3-6	.500	0-0	.000	8-8	1.000	3	7	10	8.0	2	1	3	2	1	14	11.8	
BUFFALO	01/30/18	*	38	8-12	.667	0-0	.000	4-4	1.000	2	4	6	7.9	4	5	2	0	0	20	12.2	
at Bowling Green	02/03/18	*	32	7-11	.636	0-0	.000	6-8	.750	3	3	6	7.8	3	0	5	1	1	20	12.5	
EASTERN MICHIGAN	02/06/18	*	35	2-7	.286	0-0	.000	1-3	.333	5	8	13	8.0	3	2	3	1	3	5	12.2	
at Ball State	2/9/18	*	16	4-6	.667	0-0	.000	2-2	1.000	0	1	1	7.7	5	1	2	0	0	10	12.1	
at Buffalo	2/13/18	*	37	5-9	.556	0-0	.000	1-2	.500	4	5	9	7.8	4	3	6	1	1	11	12.1	
AKRON	02/17/18	*	20	2-3	.667	0-0	.000	4-5	.800	4	2	6	7.7	3	0	2	1	0	8	11.9	
at Ohio	02/20/18	*	30	6-11	.545	0-0	.000	1-1	1.000	2	5	7	7.7	3	0	1	0	1	13	12.0	
BOWLING GREEN	02/24/18	*	27	4-9	.444	0-0	.000	2-2	1.000	3	4	7	7.7	5	3	5	1	0	10	11.9	
MIAMI	02/27/18	*	34	5-11	.455	0-0	.000	6-7	.857	5	4	9	7.7	3	2	4	1	1	16	12.0	
at AKRON	3/2/18	*	16	2-5	.400	0-0	.000	4-7	.571	2	1	3	7.5	5	0	4	0	0	8	11.9	
Totals			29	797	129-229	.563	0-0	.000	111-141	.787	94	140	234	7.5	111	33	104	18	17	369	11.9

Games played: 31
Minutes/game: 25.7
Points/game: 11.9
FG Pct: 56.3
FT Pct: 78.7

Rebounds/game: 7.5
Assists/game: 1.1
Turnovers/game: 3.4
Assist/turnover ratio: 0.3
Steals/game: 0.5
Blocks/game: 0.6

Points: 24, Central Michigan -- 1/6/18
Rebounds: 14, 2x, most recent Toledo -- 1/20/18
Assists: 5, Buffalo- 1/30/18
Steals: 3, Eastern Michigan- 2/6/18
Blocks: 3, Norfolk State -- 11/29/17
FG made: 9, Central Michigan-- 1/6/18
FG attempts: 13, Central Michigan -- 1/6/18
3FG made:
3FG attempts:
FT made: 13, Norfolk State -- 11/29/17
FT attempts: 14, Norfolk State -- 11/29/17

Career Highs

Points: 24, Central Michigan -- 01/06/18
Rebounds: 14 [t-9th], Central Michigan -- 01/06/18; at TOLEDO -- 01/20/18
Assists: 5 [t-9th], Buffalo -- 01/30/18
Steals: 3 [t-6th], Eastern Michigan -- 02/06/18
Blocks: 5 [3rd], Toledo -- 1/21/17
FG made: 9 [t-9th], Central Michigan -- 01/06/18; vs Youngstown State -- 1
FG attempts: 13, Central Michigan -- 01/06/18
3FG attempts: 1, Bowling Green -- 02/07/17
FT made: 13 [t-1st], at Norfolk State -- 11/29/17

Miscellaneous Statistics

	Season	Career
20+ Point Games	4	4
Double Digit Scoring	20	21
10+ Rebounds	9	10
Double Doubles	6	7
Led Team in Steals	3	4
Led Team in Rebounds	18	20
Led Team in Blocks	6	15

Career Statistics

Season	gp-gs	min/avg	Total		3-Point		F-Throws		Rebounds				Scoring							
			fg-fga	pct	fg-fga	pct	ft-fa	pct	off	def	tot	avg	pf	fo	ast	to	blk	stl	pts	avg
2016-17	36-15	476/13.2	45-109	.413	0-1	.000	43-77	.558	53	79	132	3.7	91	1	11	46	27	9	133	3.7
2017-18	31-29	797/25.7	129-229	.563	0-0	.000	111-141	.787	94	140	234	7.5	111	9	33	104	18	17	369	11.9
TOTAL	67-44	1273/19.0	174-338	.515	0-1	.000	154-218	.706	147	219	366	5.5	202	10	44	150	45	26	502	7.5

The 2017-18 Golden Flashes



BJ DULING

- Position: F
- Height: 6-7
- Class: Freshman
- Hometown: Newark, Ohio
- Previous School: Newark HS

#2

Game-By-Game Statistics

Season/Career Highs

#02 DULING, BJ

Opponent	Date	gs	min	Total		3-Pointers		Free throws		Rebounds				pf	a	t/o	blk	stl	pts	avg	
				fg-fga	pct	3fg-fga	pct	ft-fa	pct	off	def	tot	avg								
vs Youngstown State	11/11/17	*	21	0-5	.000	0-1	.000	0-0	.000	1	6	7	7.0	4	2	0	1	1	0	0.0	
OHIO CHRISTIAN	11/16/17	*	18	3-9	.333	1-2	.500	1-3	.333	0	5	5	6.0	0	0	0	0	0	8	4.0	
MISSISSIPPI VALLEY STA	11/19/17	*	30	5-9	.556	0-1	.000	3-7	.429	1	1	2	4.7	0	3	1	1	3	13	7.0	
SOUTHEASTERN LOUISI	11/21/17	*	18	3-6	.500	0-0	.000	1-3	.333	1	1	2	4.0	2	0	2	1	1	7	7.0	
vs Valparaiso	11/24/17	*	13	2-6	.333	1-2	.500	2-2	1.000	1	0	1	3.4	4	1	2	0	0	7	7.0	
vs Loyola Chicago	11/25/17	*	27	3-8	.375	1-2	.500	0-1	.000	0	4	4	3.5	2	0	0	1	1	7	7.0	
at Norfolk State	11/29/17	*	23	3-5	.600	0-1	.000	0-1	.000	0	5	5	3.7	4	2	0	3	1	6	6.9	
CLEVELAND STATE	12/2/17	*	22	4-9	.444	1-2	.500	1-2	.500	3	3	6	4.0	2	1	3	1	0	10	7.3	
at Xavier	12/06/17	*	21	1-8	.125	0-3	.000	2-4	.500	1	1	2	3.8	3	0	2	1	0	4	6.9	
at Wright State	12/9/17	*	8	0-3	.000	0-0	.000	0-0	.000	1	1	2	3.6	3	0	1	0	0	0	6.2	
NORTHEASTERN	12/18/17	*	14	1-5	.200	0-1	.000	1-2	.500	1	0	1	3.4	1	0	0	0	1	3	5.9	
OREGON STATE	12/21/17	*	5	0-1	.000	0-1	.000	0-0	.000	0	1	1	3.2	2	0	1	0	0	0	5.4	
at UIAibany	12/28/17	*	14	0-3	.000	0-1	.000	0-0	.000	2	1	3	3.2	2	0	1	0	0	0	5.0	
at Northern Illinois	01/02/18	*	18	2-4	.500	0-0	.000	1-3	.333	2	0	2	3.1	5	0	1	0	0	5	5.0	
CENTRAL MICHIGAN	01/06/18	*	19	1-4	.250	1-1	1.000	0-0	.000	0	7	7	3.3	3	0	1	1	1	3	4.9	
at Miami	1/9/18	*	18	2-7	.286	1-2	.500	1-3	.333	1	3	4	3.4	1	2	0	1	0	6	4.9	
OHIO	01/12/18	*	11	1-1	1.000	1-1	1.000	2-2	1.000	0	1	1	3.2	1	1	1	0	0	5	4.9	
WESTERN MICHIGAN	01/16/18	*	14	1-4	.250	0-1	.000	1-2	.500	0	0	0	3.1	2	0	0	1	0	3	4.8	
at TOLEDO	01/20/18	*	8	1-2	.500	0-1	.000	1-2	.500	0	1	1	2.9	0	0	0	0	0	3	4.7	
BALL STATE	01/23/18	*	21	5-9	.556	0-2	.000	0-0	.000	0	1	1	2.9	2	0	2	1	0	10	5.0	
at Central Michigan	1/27/18	*	10	2-4	.500	0-0	.000	0-0	.000	3	1	4	2.9	4	1	0	0	0	4	5.0	
BUFFALO	01/30/18	*	5	0-0	.000	0-0	.000	0-0	.000	0	1	1	2.8	0	0	0	0	0	0	4.7	
at Bowling Green	02/03/18	*	13	2-6	.333	0-1	.000	0-0	.000	0	2	2	2.8	1	0	2	0	0	4	4.7	
EASTERN MICHIGAN	02/06/18	*	15	4-5	.800	0-0	.000	3-5	.600	0	1	1	2.7	3	0	0	1	0	11	5.0	
at Ball State	2/9/18	*	18	3-6	.500	0-1	.000	0-0	.000	0	2	2	2.7	4	0	1	0	1	6	5.0	
at Buffalo	2/13/18	*	17	3-5	.600	1-2	.500	0-0	.000	2	1	3	2.7	3	1	0	1	0	7	5.1	
AKRON	02/17/18	*	24	6-11	.545	1-2	.500	0-0	.000	1	3	4	2.7	1	0	2	0	2	13	5.4	
at Ohio	02/20/18	*	12	3-6	.500	1-2	.500	1-2	.500	0	3	3	2.8	2	0	0	0	1	8	5.5	
BOWLING GREEN	02/24/18	*	16	2-4	.500	0-1	.000	0-2	.000	1	1	2	2.7	2	0	2	2	0	4	5.4	
MIAMI	02/27/18	*	3	0-0	.000	0-0	.000	0-0	.000	0	0	0	2.6	1	0	0	0	0	0	5.2	
at AKRON	3/2/18	*	19	2-2	1.000	2-2	1.000	1-2	.500	0	6	6	2.7	3	0	2	2	0	7	5.3	
Totals			7	495	65-157	.414	12-36	.333	22-48	.458	22	63	85	2.7	67	14	27	19	13	164	5.3

Games played: 31
 Minutes/game: 16.0
 Points/game: 5.3
 FG Pct: 41.4
 3FG Pct: 33.3
 FT Pct: 45.8

Rebounds/game: 2.7
 Assists/game: 0.5
 Turnovers/game: 0.9
 Assist/turnover ratio: 0.5
 Steals/game: 0.4
 Blocks/game: 0.6

Points: 13, Akron -- 02/17/18; Mississippi Valley State -- 11/19/17
 Rebounds: 7, Central Michigan -- 01/06/18; vs Youngstown State --
 Assists: 3, Mississippi Valley State -- 11/19/17
 Steals: 3 [t-6th], Mississippi Valley State -- 11/19/17
 Blocks: 3 [t-5th], at Norfolk State -- 11/29/17
 FG made: 6, Akron -- 02/17/18
 FG attempts: 11, Akron -- 02/17/18
 3FG made: 2, at AKRON -- 3/2/18
 3FG attempts: 3, at Xavier -- 12/06/17
 FT made: 3, Eastern Michigan -- 02/06/18; Mississippi Valley State --

Miscellaneous Statistics

	Season	Career
Double Digit Scoring	4	4
Led Team in Rebounds	1	1
Led Team in Steals	1	1
Led Team in Blocks	9	9

Career Statistics

Season	gp-gs	min/avg	Total		3-Point		F-Throws		Rebounds				Scoring						
			fg-fga	pct	fg-fga	pct	ft-fa	pct	off	def	tot	avg	pf	fo	ast	to	blk	stl	pts
2017-18	31-7	495/16.0	65-157	.414	12-36	.333	22-48	.458	22	63	85	2.7	67	14	27	19	13	164	5.3
TOTAL	31-7	495/16.0	65-157	.414	12-36	.333	22-48	.458	22	63	85	2.7	67	14	27	19	13	164	5.3

The 2017-18 Golden Flashes



Akiean FREDERICK

- Position: F
- Height: 6-9
- Class: Junior
- Hometown: Columbus, Ohio
- Previous School: Sinclair CC

#3

Game-By-Game Statistics

Season/Career Highs

#03 FREDERICK, Akiean

Opponent	Date	gs	min	Total		3-Pointers		Free throws		Rebounds				pts	avg					
				fg-fga	pct	3fg-fga	pct	ft-fa	pct	off	def	tot	avg			pf	a	t/o	blk	stl
vs Youngstown State	11/11/17	15	5-6	.833	0-0	.000	1-2	.500	2	3	5	5.0	2	0	0	1	0	11	11.0	
OHIO CHRISTIAN	11/16/17	16	2-4	.500	0-0	.000	3-4	.750	4	5	9	7.0	1	2	0	0	1	7	9.0	
MISSISSIPPI VALLEY STA	11/19/17	10	1-2	.500	1-1	1.000	1-2	.500	1	0	1	5.0	2	0	0	1	1	4	7.3	
SOUTHEASTERN LOUISI	11/21/17	15	0-1	.000	0-0	.000	0-0	.000	0	1	1	4.0	0	0	0	1	2	0	5.5	
vs Valparaiso	11/24/17	20	3-6	.500	0-1	.000	3-5	.600	2	1	3	3.8	2	1	0	0	0	9	6.2	
vs Loyola Chicago	11/25/17	20	6-10	.600	1-2	.500	0-0	.000	3	0	3	3.7	4	0	1	1	0	13	7.3	
at Norfolk State	11/29/17	6	0-2	.000	0-0	.000	1-2	.500	0	0	0	3.1	1	0	1	0	0	1	6.4	
CLEVELAND STATE	12/2/17	7	2-3	.667	0-0	.000	0-0	.000	2	0	2	3.0	2	0	1	0	0	4	6.1	
at Xavier	12/06/17	9	0-2	.000	0-1	.000	0-0	.000	1	0	1	2.8	3	2	0	0	0	0	5.4	
at Wright State	12/9/17	17	1-1	1.000	0-0	.000	4-4	1.000	0	4	4	2.9	4	0	4	0	2	6	5.5	
NORTHEASTERN	12/18/17	11	1-2	.500	0-1	.000	0-1	.000	1	0	1	2.7	3	0	1	1	0	2	5.2	
OREGON STATE	12/21/17	18	1-1	1.000	0-0	.000	1-2	.500	3	1	4	2.8	5	0	3	0	0	3	5.0	
at UAlbany	12/28/17	13	1-1	1.000	0-0	.000	0-0	.000	0	2	2	2.8	5	2	1	1	0	2	4.8	
at Northern Illinois	01/02/18	22	2-4	.500	0-1	.000	0-0	.000	1	3	4	2.9	5	0	2	1	0	4	4.7	
CENTRAL MICHIGAN	01/06/18	0	0-0	.000	0-0	.000	0-0	.000	0	0	0	2.7	0	0	0	0	0	0	4.4	
at Miami	1/9/18	dnp	-	-	-	-	-	-	-	-	-	-	-	-	-	-	-	-	-	
OHIO	01/12/18	11	1-1	1.000	0-0	.000	0-0	.000	0	3	3	2.7	2	0	0	0	0	2	4.3	
WESTERN MICHIGAN	01/16/18	dnp	-	-	-	-	-	-	-	-	-	-	-	-	-	-	-	-	-	
at TOLEDO	01/20/18	2	0-0	.000	0-0	.000	0-0	.000	0	0	0	2.5	0	1	0	0	0	0	4.0	
BALL STATE	01/23/18	dnp	-	-	-	-	-	-	-	-	-	-	-	-	-	-	-	-	-	
at Central Michigan	1/27/18	2	0-0	.000	0-0	.000	0-0	.000	0	0	0	2.4	0	0	0	0	0	0	3.8	
BUFFALO	01/30/18	dnp	-	-	-	-	-	-	-	-	-	-	-	-	-	-	-	-	-	
at Bowling Green	02/03/18	dnp	-	-	-	-	-	-	-	-	-	-	-	-	-	-	-	-	-	
EASTERN MICHIGAN	02/06/18	2	0-0	.000	0-0	.000	0-0	.000	0	0	0	2.3	1	0	1	0	0	0	3.6	
at Ball State	2/9/18	7	0-1	.000	0-0	.000	0-0	.000	0	1	1	2.2	1	0	0	0	0	0	3.4	
at Buffalo	2/13/18	dnp	-	-	-	-	-	-	-	-	-	-	-	-	-	-	-	-	-	
AKRON	02/17/18	dnp	-	-	-	-	-	-	-	-	-	-	-	-	-	-	-	-	-	
at Ohio	02/20/18	1	0-0	.000	0-0	.000	0-0	.000	0	0	0	2.1	0	0	1	0	0	0	3.2	
BOWLING GREEN	02/24/18	8	0-0	.000	0-0	.000	0-0	.000	0	1	1	2.0	1	0	1	0	0	0	3.1	
MIAMI	02/27/18	2	1-2	.500	0-1	.000	0-0	.000	0	1	1	2.0	0	0	0	0	0	2	3.0	
at AKRON	3/2/18	dnp	-	-	-	-	-	-	-	-	-	-	-	-	-	-	-	-	-	
Totals		4	234	27-49	.551	2-8	.250	14-22	.636	20	26	46	2.0	44	8	17	7	6	70	3.0

Games played: 23
Minutes/game: 10.2
Points/game: 3.0
FG Pct: 55.1
3FG Pct: 25.0
FT Pct: 63.6

Rebounds/game: 2.0
Assists/game: 0.3
Turnovers/game: 0.7
Assist/turnover ratio: 0.5
Steals/game: 0.3
Blocks/game: 0.3

Points: 13, vs Loyola Chicago -- 11/25/17

Rebounds: 9, Ohio Christian -- 11/16/17

Assists: 2, Ohio Christian -- 11/16/17; at Xavier -- 12/06/17; at UAlbany -- 12/28/17

Steals: 2, Southeastern Louisiana -- 11/21/17; at Wright State -- 12/9/17

Blocks: 1, 7 times

FG made: 6, vs Loyola Chicago -- 11/25/17

FG attempts: 10, vs Loyola Chicago -- 11/25/17

3FG made: 1, Mississippi Valley State -- 11/19/17; vs Loyola Chicago -- 11/25/17

3FG attempts: 2, vs Loyola Chicago -- 11/25/17

FT made: 4, at Wright State -- 12/9/17

FT attempts: 5, vs Valparaiso -- 11/24/17

Miscellaneous Statistics

	Season	Career
Double Digit Scoring	2	2
Led Team in Blocks	5	5
Led Team in Steals	1	1

Career Statistics

Season	gp-gs	min/avg	Total		3-Point		F-Throws		Rebounds				Scoring							
			fg-fga	pct	fg-fga	pct	ft-fa	pct	off	def	tot	avg	pf	fo	ast	to	blk	stl	pts	avg
2017-18	23-4	234/10.2	27-49	.551	2-8	.250	14-22	.636	20	26	46	2.0	44	3	8	17	7	6	70	3.0
TOTAL	23-4	234/10.2	27-49	.551	2-8	.250	14-22	.636	20	26	46	2.0	44	3	8	17	7	6	70	3.0

The 2017-18 Golden Flashes



Taishaun JOHNSON

- Position: G
- Height: 6-0
- Class: Junior
- Hometown: Indianapolis, Ind.
- Previous School: South Alabama

#4

Game-By-Game Statistics

Season/Career Highs

#04 JOHNSON, Taishaun

Opponent	Date	gs	min	Total		3-Pointers		Free throws		Rebounds				pf	a	t/o	blk	stl	pts	avg
				fg-fga	pct	3fg-fga	pct	ft-fa	pct	off	def	tot	avg							
vs Youngstown State	11/11/17	18	3-6	500	0-0	.000	1-2	.500	1	5	6	6.0	3	2	2	0	0	7	7.0	
OHIO CHRISTIAN	11/16/17	19	3-8	375	0-3	.000	3-5	.600	2	0	2	4.0	0	2	1	1	1	9	8.0	
MISSISSIPPI VALLEY STA	11/19/17	3	0-0	.000	0-0	.000	0-0	.000	0	1	1	3.0	1	0	0	0	0	0	5.3	
SOUTHEASTERN LOUISI	11/21/17	5	0-1	.000	0-1	.000	0-0	.000	0	0	0	2.3	1	0	0	0	0	4.0		
vs Valparaiso	11/24/17	9	0-2	.000	0-1	.000	0-2	.000	0	1	1	2.0	1	0	0	0	0	3.2		
vs Loyola Chicago	11/25/17	14	0-3	.000	0-0	.000	2-2	1.000	0	3	3	2.2	1	1	0	1	2	3.0		
at Norfolk State	11/29/17	4	0-1	.000	0-0	.000	0-0	.000	0	0	0	1.9	0	0	2	0	0	2.6		
CLEVELAND STATE	12/2/17	dnp	-	-	-	-	-	-	-	-	-	-	-	-	-	-	-	-		
at Xavier	12/06/17	4	1-2	500	0-0	.000	1-1	1.000	0	1	1	1.8	1	0	0	0	3	2.6		
at Wright State	12/9/17	dnp	-	-	-	-	-	-	-	-	-	-	-	-	-	-	-	-		
NORTHEASTERN	12/18/17	dnp	-	-	-	-	-	-	-	-	-	-	-	-	-	-	-	-		
OREGON STATE	12/21/17	dnp	-	-	-	-	-	-	-	-	-	-	-	-	-	-	-	-		
at UAibany	12/28/17	dnp	-	-	-	-	-	-	-	-	-	-	-	-	-	-	-	-		
at Northern Illinois	01/02/18	dnp	-	-	-	-	-	-	-	-	-	-	-	-	-	-	-	-		
CENTRAL MICHIGAN	01/06/18	dnp	-	-	-	-	-	-	-	-	-	-	-	-	-	-	-	-		
at Miami	1/9/18	dnp	-	-	-	-	-	-	-	-	-	-	-	-	-	-	-	-		
OHIO	01/12/18	dnp	-	-	-	-	-	-	-	-	-	-	-	-	-	-	-	-		
WESTERN MICHIGAN	01/16/18	dnp	-	-	-	-	-	-	-	-	-	-	-	-	-	-	-	-		
at TOLEDO	01/20/18	dnp	-	-	-	-	-	-	-	-	-	-	-	-	-	-	-	-		
BALL STATE	01/23/18	dnp	-	-	-	-	-	-	-	-	-	-	-	-	-	-	-	-		
at Central Michigan	1/27/18	dnp	-	-	-	-	-	-	-	-	-	-	-	-	-	-	-	-		
BUFFALO	01/30/18	dnp	-	-	-	-	-	-	-	-	-	-	-	-	-	-	-	-		
at Bowling Green	02/03/18	dnp	-	-	-	-	-	-	-	-	-	-	-	-	-	-	-	-		
EASTERN MICHIGAN	02/06/18	dnp	-	-	-	-	-	-	-	-	-	-	-	-	-	-	-	-		
at Ball State	2/9/18	dnp	-	-	-	-	-	-	-	-	-	-	-	-	-	-	-	-		
at Buffalo	2/13/18	dnp	-	-	-	-	-	-	-	-	-	-	-	-	-	-	-	-		
AKRON	02/17/18	dnp	-	-	-	-	-	-	-	-	-	-	-	-	-	-	-	-		
at Ohio	02/20/18	dnp	-	-	-	-	-	-	-	-	-	-	-	-	-	-	-	-		
BOWLING GREEN	02/24/18	dnp	-	-	-	-	-	-	-	-	-	-	-	-	-	-	-	-		
MIAMI	02/27/18	dnp	-	-	-	-	-	-	-	-	-	-	-	-	-	-	-	-		
at AKRON	3/2/18	dnp	-	-	-	-	-	-	-	-	-	-	-	-	-	-	-	-		
Totals		0	76	7-23	.304	0-5	.000	7-12	.583	3	11	14	1.8	8	5	6	1	2	21	2.6

Games played: 8
 Minutes/game: 9.5
 Points/game: 2.6
 FG Pct: .304
 3FG Pct: 0.0
 FT Pct: .583

Rebounds/game: 1.8
 Assists/game: 0.6
 Turnovers/game: 0.8
 Assist/turnover ratio: 0.8
 Steals/game: 0.3
 Blocks/game: 0.1

Points: 9, Ohio Christian -- 11/16/17
 Rebounds: 6, vs Youngstown State -- 11/11/17
 Assists: 2, vs Youngstown State -- 11/11/17; Ohio Christian -- 11/16/17
 Steals: 1, Ohio Christian -- 11/16/17; vs Loyola Chicago -- 11/25/17
 Blocks: 1, Ohio Christian -- 11/16/17
 FG made: 3, vs Youngstown State -- 11/11/17; Ohio Christian -- 11/16/17
 FG attempts: 8, Ohio Christian -- 11/16/17
 3FG attempts: 3, Ohio Christian -- 11/16/17
 FT made: 3, Ohio Christian -- 11/16/17
 FT attempts: 5, Ohio Christian -- 11/16/17

Miscellaneous Statistics

Season

Career

Career Statistics

Season	gp-gs	min/avg	Total		3-Point		F-Throws		Rebounds				Scoring							
			fg-fga	pct	fg-fga	pct	ft-fa	pct	off	def	tot	avg	pf	fo	ast	to	blk	stl	pts	avg
2017-18	8-0	76/9.5	7-23	.304	0-5	.000	7-12	.583	3	11	14	1.8	8	0	5	6	1	2	21	2.6
TOTAL	8-0	76/9.5	7-23	.304	0-5	.000	7-12	.583	3	11	14	1.8	8	0	5	6	1	2	21	2.6

The 2017-18 Golden Flashes



Danny PIPPEN

- Position: F
- Height: 6-9
- Class: Sophomore
- Hometown: Detroit, Mich.
- Previous School: Allen Academy

#5

Game-By-Game Statistics

Season Highs

#05 PIPPEN, Danny

Opponent	Date	gs	min	Total		3-Pointers		Free throws		Rebounds				pf	a	t/o	blk	stl	pts	avg
				fg-fga	pct	3fg-fga	pct	ft-fa	pct	off	def	tot	avg							
vs Youngstown State	11/11/17	14	4-8	500	1-3	.333	4-5	.800	5	3	8	8.0	4	0	3	3	2	13	13.0	
OHIO CHRISTIAN	11/16/17	14	3-7	429	2-5	.400	2-2	1.000	0	3	3	5.5	3	0	2	3	0	10	11.5	
MISSISSIPPI VALLEY STA	11/19/17	17	5-8	625	1-1	1.000	1-1	1.000	0	3	3	4.7	1	0	1	3	2	12	11.7	
SOUTHEASTERN LOUISI	11/21/17	10	1-4	250	0-1	.000	0-0	.000	1	5	6	5.0	3	0	0	1	0	2	9.3	
vs Valparaiso	11/24/17	23	2-5	400	1-3	.333	2-2	1.000	1	4	5	5.0	4	1	4	1	0	7	8.8	
vs Loyola Chicago	11/25/17	11	0-3	.000	0-2	.000	1-2	.500	3	1	4	4.8	4	0	0	0	0	1	7.5	
at Norfolk State	11/29/17	18	2-5	400	1-3	.333	3-4	.750	5	2	7	5.1	1	0	4	1	0	8	7.6	
CLEVELAND STATE	12/2/17	23	2-6	333	0-2	.000	0-1	.000	3	3	6	5.3	2	0	1	1	1	4	7.1	
at Xavier	12/06/17	21	4-7	571	2-2	1.000	5-6	.833	1	2	3	5.0	4	0	2	1	1	15	8.0	
at Wright State	12/9/17	25	5-10	500	1-2	.500	0-0	.000	2	9	11	5.6	4	1	4	1	1	11	8.3	
NORTHEASTERN	12/18/17	dnp	-	-	-	-	-	-	-	-	-	-	-	-	-	-	-	-	-	
OREGON STATE	12/21/17	21	3-5	600	2-2	1.000	1-2	.500	1	3	4	5.5	4	2	2	1	0	9	8.4	
at UAlbany	12/28/17	16	2-8	250	0-3	.000	0-0	.000	4	2	6	5.5	3	1	0	0	0	4	8.0	
at Northern Illinois	01/02/18	11	2-3	667	0-0	.000	0-0	.000	0	4	4	5.4	1	1	2	1	0	4	7.7	
CENTRAL MICHIGAN	01/06/18	20	0-1	.000	0-1	.000	0-0	.000	0	2	2	5.1	3	1	1	2	0	0	7.1	
at Miami	1/9/18	24	3-7	429	0-2	.000	0-0	.000	1	6	7	5.3	4	1	1	2	0	6	7.1	
OHIO	01/12/18	9	0-4	.000	0-2	.000	1-2	.500	2	1	3	5.1	3	1	0	0	0	1	6.7	
WESTERN MICHIGAN	01/16/18	23	6-9	667	4-5	.800	0-0	.000	3	1	4	5.1	3	0	0	0	0	16	7.2	
at TOLEDO	01/20/18	18	2-5	400	1-1	1.000	0-0	.000	1	4	5	5.1	3	0	1	0	0	5	7.1	
BALL STATE	01/23/18	32	3-11	273	1-6	.167	4-4	1.000	4	12	16	5.6	3	2	2	3	0	11	7.3	
at Central Michigan	1/27/18	22	2-4	500	1-2	.500	0-0	.000	0	3	3	5.5	1	0	1	0	0	5	7.2	
BUFFALO	01/30/18	28	5-7	714	3-4	.750	8-10	.800	3	10	13	5.9	3	0	2	1	1	21	7.9	
at Bowling Green	02/03/18	24	0-1	.000	0-1	.000	1-2	.500	1	5	6	5.9	5	1	2	2	2	1	7.5	
EASTERN MICHIGAN	02/06/18	22	5-11	455	1-2	.500	2-2	1.000	5	5	10	6.0	3	1	1	1	0	13	7.8	
at Ball State	2/9/18	32	6-12	500	3-5	.600	2-2	1.000	2	5	7	6.1	1	1	0	2	0	17	8.2	
at Buffalo	2/13/18	15	2-4	500	0-1	.000	0-0	.000	0	4	4	6.0	1	0	2	0	0	4	8.0	
AKRON	02/17/18	22	1-4	250	0-0	.000	2-2	1.000	1	7	8	6.1	3	0	3	3	0	4	7.8	
at Ohio	02/20/18	16	2-5	400	0-2	.000	0-0	.000	3	1	4	6.0	3	0	0	0	0	4	7.7	
BOWLING GREEN	02/24/18	29	3-10	300	2-7	.286	3-5	.600	4	4	8	6.1	2	0	2	7	1	11	7.8	
MIAMI	02/27/18	37	6-12	500	3-7	.429	2-2	1.000	4	14	18	6.5	3	2	1	2	1	17	8.1	
at AKRON	3/2/18	30	2-4	500	1-3	.333	2-2	1.000	1	4	5	6.4	5	1	1	0	0	7	8.1	
Totals		20	627	83-190	437	31-80	.388	46-58	.793	61	132	193	6.4	87	17	45	45	12	243	8.1

Games played: 30
 Minutes/game: 20.9
 Points/game: 8.1
 FG Pct: 43.7
 3FG Pct: 38.8
 FT Pct: 79.3

Rebounds/game: 6.4
 Assists/game: 0.6
 Turnovers/game: 1.5
 Assists/turnover ratio: 0.4
 Steals/game: 0.4
 Blocks/game: 1.5

Points: 21, Buffalo- 1/30/18

Rebounds: 18, Miami - 2/27/18

Assists: 2, Oregon State- 12/21/17

Steals: 2, 2x, most recent Mississippi Valley State -- 11/19/17

Blocks: 7, Bowling Green - 2/24/18

FG made: 6, 2x most recent - Miami 2/27/18

FG attempts: 12, Miami - 2/27/18

3FG made: 4, Western Michigan- 1/16/18

3FG attempts: 7, 2x most recent Miami - 2/27/18

FT made: 8, Buffalo- 1/30/18

FT attempts: 10, Buffalo- 1/30/18

Career Highs

Points: 21, Buffalo -- 01/30/18

Rebounds: 18 [t-2nd], Miami -- 02/27/18

Assists: 2, Ball State -- 01/23/18; Miami -- 02/27/18; Oregon State -- 12/21/17

Steals: 2, at Bowling Green -- 02/03/18; vs Youngstown State -- 11/11/17; Mis

Blocks: 7 [1st], Bowling Green -- 02/24/18

FG made: 6, Western Michigan -- 01/16/18; Miami -- 02/27/18; at Ball State --

FG attempts: 12, Miami -- 02/27/18; at Ball State -- 2/9/18

3FG made: 4, Western Michigan -- 01/16/18

3FG attempts: 7, Bowling Green -- 02/24/18; Miami -- 02/27/18

FT made: 8 [t-7th], Buffalo -- 01/30/18

FT attempts: 10 [t-8th], Buffalo -- 01/30/18

Miscellaneous Statistics

	Season	Career
Double-Digit Scoring	12	14
Double Double	5	5
Led Team in Scoring	3	3
Led Team in Rebounds	11	11
Led Team in Steals	1	2
Led Team in Blocks	18	25
Led Team in Assists		1

Career Statistics

Season	gp-gs	min/avg	Total		3-Point		F-Throws		Rebounds				Scoring							
			fg-fga	pct	fg-fga	pct	ft-fa	pct	off	def	tot	avg	pf	fo	ast	to	blk	stl	pts	avg
2016-17	29-11	289/10.0	31-78	.397	7-27	.259	19-32	.594	33	44	77	2.7	52	1	6	19	18	7	88	3.0
2017-18	30-20	627/20.9	83-190	.437	31-80	.388	46-58	.793	61	132	193	6.4	87	2	17	45	45	12	243	8.1
TOTAL	59-31	916/15.5	114-268	.425	38-107	.355	65-90	.722	94	176	270	4.6	139	3	23	64	63	19	331	5.6

The 2017-18 Golden Flashes



Mitch PETERSON

- Position: G
- Height: 6-5
- Class: Sophomore
- Hometown: Richfield, Ohio
- Previous School: Walsh Jesuit H.S.

#13

Game-By-Game Statistics

#13 PETERSON, Mitch

Opponent	Date	gs	min	Total		3-Pointers		Free throws		Rebounds				pf	a	t/o	blk	stl	pts	avg	
				fg-fga	pct	3fg-fga	pct	ft-fa	pct	off	def	tot	avg								
vs Youngstown State	11/11/17	*	20	4-9	.444	0-2	.000	1-1	1.000	0	5	5	5.0	1	2	1	0	0	9	9.0	
OHIO CHRISTIAN	11/16/17	*	23	0-5	.000	0-2	.000	0-0	.000	0	3	3	4.0	1	1	0	1	0	0	4.5	
MISSISSIPPI VALLEY STA	11/19/17	*	23	2-5	.400	1-3	.333	0-1	.000	1	2	3	3.7	1	0	1	1	1	5	4.7	
SOUTHEASTERN LOUISI	11/21/17	*	18	2-4	.500	1-3	.333	1-2	.500	1	1	2	3.3	5	0	0	0	0	6	5.0	
vs Valparaiso	11/24/17	*	33	3-5	.600	3-4	.750	1-2	.500	2	6	8	4.2	1	0	2	0	0	10	6.0	
vs Loyola Chicago	11/25/17	*	21	1-3	.333	1-2	.500	0-0	.000	0	1	1	3.7	1	0	0	0	2	3	5.5	
at Norfolk State	11/29/17	*	21	2-5	.400	2-3	.667	0-0	.000	2	5	7	4.1	1	0	2	0	1	6	5.6	
CLEVELAND STATE	12/2/17	*	26	0-5	.000	0-2	.000	0-0	.000	3	4	7	4.5	2	1	0	0	0	0	4.9	
at Xavier	12/06/17	*	27	2-4	.500	1-2	.500	2-2	1.000	0	5	5	4.6	2	1	1	0	2	7	5.1	
at Wright State	12/9/17	*	25	2-4	.500	1-2	.500	0-0	.000	1	3	4	4.5	3	2	4	0	1	5	5.1	
NORTHEASTERN	12/18/17	*	37	2-5	.400	0-2	.000	0-0	.000	0	6	6	4.6	0	1	1	0	2	4	5.0	
OREGON STATE	12/21/17	*	31	2-7	.286	0-3	.000	0-0	.000	3	4	7	4.8	5	2	0	0	1	4	4.9	
at UAlbany	12/28/17	dnf																			
at Northern Illinois	01/02/18		4	0-2	.000	0-2	.000	0-0	.000	0	0	0	4.5	0	0	0	0	0	0	4.5	
CENTRAL MICHIGAN	01/06/18		12	1-5	.200	1-5	.200	0-0	.000	0	2	2	4.3	1	1	1	0	1	3	4.4	
at Miami	1/9/18		17	2-2	1.000	0-0	.000	3-4	.750	0	3	3	4.2	1	1	0	0	3	7	4.6	
OHIO	01/12/18	*	28	1-5	.200	1-3	.333	1-3	.333	2	4	6	4.3	0	0	1	1	0	4	4.6	
WESTERN MICHIGAN	01/16/18	*	29	3-5	.600	1-3	.333	0-0	.000	2	4	6	4.4	1	1	0	0	1	7	4.7	
at TOLEDO	01/20/18	*	26	0-1	.000	0-1	.000	0-0	.000	0	3	3	4.3	1	2	1	0	0	0	4.4	
BALL STATE	01/23/18		16	1-3	.333	0-1	.000	0-0	.000	1	1	2	4.2	2	1	0	0	0	2	4.3	
at Central Michigan	1/27/18		10	2-5	.400	1-2	.500	3-4	.750	2	1	3	4.2	1	1	0	0	2	8	4.5	
BUFFALO	01/30/18		12	0-4	.000	0-1	.000	0-0	.000	0	1	1	4.0	0	0	0	0	2	0	4.3	
at Bowling Green	02/03/18		12	1-2	.500	0-1	.000	0-0	.000	1	1	2	3.9	0	1	0	0	0	2	4.2	
EASTERN MICHIGAN	02/06/18		13	1-1	1.000	1-1	1.000	0-0	.000	0	2	2	3.8	0	0	0	0	0	3	4.1	
at Ball State	2/9/18		16	1-3	.333	0-1	.000	0-0	.000	1	1	2	3.8	0	1	1	0	1	2	4.0	
at Buffalo	2/13/18	*	16	0-4	.000	0-2	.000	0-0	.000	0	2	2	3.7	2	2	2	0	2	0	3.9	
AKRON	02/17/18	*	28	1-4	.250	0-2	.000	0-0	.000	2	2	4	3.7	2	0	1	0	0	2	3.8	
at Ohio	02/20/18	*	26	3-4	.750	0-1	.000	0-0	.000	0	2	2	3.6	1	0	0	0	1	6	3.9	
BOWLING GREEN	02/24/18	*	14	2-5	.400	0-1	.000	0-3	.000	1	2	3	3.6	1	0	0	0	0	4	3.9	
MIAMI	02/27/18	*	7	0-1	.000	0-0	.000	0-0	.000	0	1	1	3.5	2	1	0	0	1	0	3.8	
at AKRON	3/2/18	*	19	1-3	.333	0-2	.000	0-0	.000	1	2	3	3.5	1	0	1	0	0	2	3.7	
Totals			19	610	42-120	.350	15-59	.254	12-22	.545	26	79	105	3.5	39	22	20	3	24	111	3.7

Games played: 30
 Minutes/game: 20.3
 Points/game: 3.7
 FG Pct: 35.0
 3FG Pct: 25.4
 FT Pct: 54.5

Rebounds/game: 3.5
 Assists/game: 0.7
 Turnovers/game: 0.7
 Assist/turnover ratio: 1.1
 Steals/game: 0.8
 Blocks/game: 0.1

Season Highs

- Points: 10, Valparaiso -- 11/24/17
- Rebounds: 8, Valparaiso -- 11/24/17
- Assists: 2, 2x, most recent Wright State -- 12/9/17
- Steals: 3, Miami -- 1/9/18
- Blocks: 1, 2x, most recent Mississippi Valley State -- 11/19/17
- FG made: 4, Youngstown State -- 11/11/17
- FG attempts: 9, Youngstown State -- 11/11/17
- 3FG made: 3, Valparaiso -- 11/24/17
- 3FG attempts: 4, Valparaiso -- 11/24/17
- FT made: 3, Miami- 1/9/18
- FT attempts: 4, Miami -- 1/9/18

Career Highs

- Points: 19, Central Michigan -- 01/28/17
- Rebounds: 9, at Eastern Michigan -- 01-31-17
- Assists: 2, 12 times
- Steals: 3 [t-6th], 4 times
- Blocks: 2, Grambling State -- 12/02/16
- FG made: 7, Central Michigan -- 01/28/17
- FG attempts: 15, Central Michigan -- 01/28/17
- 3FG made: 3, Central Michigan -- 01/28/17; vs Cleveland State -- 11/12/16; vs Valparaiso -- 11/24/17
- 3FG attempts: 10, Central Michigan -- 01/28/17
- FT made: 6, at Eastern Michigan -- 01-31-17
- FT attempts: 8, at Eastern Michigan -- 01-31-17

Miscellaneous Statistics

	Season	Career
Double-Digit Scoring	1	9
Led Team in Steals	5	9
Led Team in Blocks	1	3
Led Team in Rebounds	5	6
Led Team in Assists		1

Career Statistics

Season	gp-gs	min/avg	Total		3-Point		F-Throws		Rebounds				Scoring							
			fg-fga	pct	fg-fga	pct	ft-fa	pct	off	def	tot	avg	pf	fo	ast	to	blk	stl	pts	avg
2016-17	36-25	689/19.1	65-184	.353	32-107	.299	23-34	.676	29	74	103	2.9	50	0	25	27	9	22	185	5.1
2017-18	30-19	610/20.3	42-120	.350	15-59	.254	12-22	.545	26	79	105	3.5	39	2	22	20	3	24	111	3.7
TOTAL	66-44	1299/19.7	107-304	.352	47-166	.283	35-56	.625	55	153	208	3.2	89	2	47	47	12	46	296	4.5

The 2017-18 Golden Flashes



Ryan BERNSTEIN

- Position: G
- Height: 6-0
- Class: Junior
- Hometown: Bronx, N.Y.
- Previous School: Maine

#15

Game-By-Game Statistics

Season/Career Highs

#15 BERNSTEIN, Ryan

Opponent	Date	gs	min	Total		3-Pointers		Free throws		Rebounds				pf	a	t/o	blk	stl	pts	avg
				fg-fga	pct	3fg-fga	pct	ft-fa	pct	off	def	tot	avg							
vs Youngstown State	11/11/17	dnp	-	-	-	-	-	-	-	-	-	-	-	-	-	-	-	-	-	-
OHIO CHRISTIAN	11/16/17	dnp	-	-	-	-	-	-	-	-	-	-	-	-	-	-	-	-	-	-
MISSISSIPPI VALLEY STA	11/19/17	dnp	-	-	-	-	-	-	-	-	-	-	-	-	-	-	-	-	-	-
SOUTHEASTERN LOUISI	11/21/17	dnp	-	-	-	-	-	-	-	-	-	-	-	-	-	-	-	-	-	-
vs Valparaiso	11/24/17	dnp	-	-	-	-	-	-	-	-	-	-	-	-	-	-	-	-	-	-
vs Loyola Chicago	11/25/17	dnp	-	-	-	-	-	-	-	-	-	-	-	-	-	-	-	-	-	-
at Norfolk State	11/29/17	9	0-0	.000	0-0	.000	0-0	.000	0	1	1	1.0	1	0	0	0	0	0	0.0	0.0
CLEVELAND STATE	12/2/17	2	0-2	.000	0-2	.000	0-0	.000	0	0	0	0.5	0	0	0	0	0	0	0.0	0.0
at Xavier	12/06/17	6	0-1	.000	0-0	.000	0-0	.000	1	0	1	0.7	0	1	0	0	1	0	0.0	0.0
at Wright State	12/9/17	11	0-1	.000	0-0	.000	1-2	.500	0	0	0	0.5	1	0	0	0	4	1	0.3	0.3
NORTHEASTERN	12/18/17	2	0-0	.000	0-0	.000	0-0	.000	0	0	0	0.4	2	0	0	0	0	0	0.2	0.2
OREGON STATE	12/21/17	dnp	-	-	-	-	-	-	-	-	-	-	-	-	-	-	-	-	-	-
at UAlbany	12/28/17	2	1-1	1.000	0-0	.000	0-0	.000	1	0	1	0.5	0	0	0	0	0	0	2	0.5
at Northern Illinois	01/02/18	1	0-0	.000	0-0	.000	0-0	.000	0	0	0	0.4	1	0	0	0	0	0	0.4	0.4
CENTRAL MICHIGAN	01/06/18	0	0-0	.000	0-0	.000	0-0	.000	0	0	0	0.4	0	0	0	0	0	0	0.4	0.4
at Miami	1/9/18	10	0-0	.000	0-0	.000	0-0	.000	0	1	1	0.4	1	1	0	0	0	0	0.3	0.3
OHIO	01/12/18	dnp	-	-	-	-	-	-	-	-	-	-	-	-	-	-	-	-	-	-
WESTERN MICHIGAN	01/16/18	dnp	-	-	-	-	-	-	-	-	-	-	-	-	-	-	-	-	-	-
at TOLEDO	01/20/18	dnp	-	-	-	-	-	-	-	-	-	-	-	-	-	-	-	-	-	-
BALL STATE	01/23/18	dnp	-	-	-	-	-	-	-	-	-	-	-	-	-	-	-	-	-	-
at Central Michigan	1/27/18	dnp	-	-	-	-	-	-	-	-	-	-	-	-	-	-	-	-	-	-
BUFFALO	01/30/18	dnp	-	-	-	-	-	-	-	-	-	-	-	-	-	-	-	-	-	-
at Bowling Green	02/03/18	dnp	-	-	-	-	-	-	-	-	-	-	-	-	-	-	-	-	-	-
EASTERN MICHIGAN	02/06/18	dnp	-	-	-	-	-	-	-	-	-	-	-	-	-	-	-	-	-	-
at Ball State	2/9/18	2	0-0	.000	0-0	.000	0-0	.000	0	0	0	0.4	0	0	0	0	0	0	0.3	0.3
at Buffalo	2/13/18	dnp	-	-	-	-	-	-	-	-	-	-	-	-	-	-	-	-	-	-
AKRON	02/17/18	dnp	-	-	-	-	-	-	-	-	-	-	-	-	-	-	-	-	-	-
at Ohio	02/20/18	dnp	-	-	-	-	-	-	-	-	-	-	-	-	-	-	-	-	-	-
BOWLING GREEN	02/24/18	dnp	-	-	-	-	-	-	-	-	-	-	-	-	-	-	-	-	-	-
MIAMI	02/27/18	dnp	-	-	-	-	-	-	-	-	-	-	-	-	-	-	-	-	-	-
at AKRON	3/2/18	dnp	-	-	-	-	-	-	-	-	-	-	-	-	-	-	-	-	-	-
Totals		0	45	1-5	.200	0-2	.000	1-2	.500	2	2	4	0.4	6	2	0	0	5	3	0.3

Games played: 10
 Minutes/game: 4.5
 Points/game: 0.3
 FG Pct: 20.0
 3FG Pct: 0.0
 FT Pct: 50.0

Rebounds/game: 0.4
 Assists/game: 0.2
 Assists/turnover ratio: 99.9
 Steals/game: 0.5

Points: 2, at UAlbany -- 12/28/17
 Rebounds: 1, 4 times
 Assists: 1, at Miami -- 1/9/18; at Xavier -- 12/06/17
 Steals: 4 [t-3rd], at Wright State -- 12/9/17
 FG made: 1, at UAlbany -- 12/28/17
 FG attempts: 2, Cleveland State -- 12/2/17
 3FG attempts: 2, Cleveland State -- 12/2/17
 FT made: 1, at Wright State -- 12/9/17
 FT attempts: 2 at Wright State -- 12/9/17

Miscellaneous Statistics

Led Team in Steals

Season
1

Career
1

Career Statistics

Season	gp-gs	min/avg	Total		3-Point		F-Throws		Rebounds				pf	fo	ast	to	blk	stl	Scoring	
			fg-fga	pct	fg-fga	pct	ft-fa	pct	off	def	tot	avg							pts	avg
2017-18	10-0	45/4.5	1-5	.200	0-2	.000	1-2	.500	2	2	4	0.4	6	0	2	0	0	5	3	0.3
TOTAL	10-0	45/4.5	1-5	.200	0-2	.000	1-2	.500	2	2	4	0.4	6	0	2	0	0	5	3	0.3

The 2017-18 Golden Flashes



Jaylin WALKER

- Position: G
- Height: 6-1
- Class: Junior
- Hometown: Inkster, Mich.
- Previous School: Romulus H.S.

#23

Game-By-Game Statistics

Season Highs

#23 WALKER, Jaylin

Opponent	Date	gs	min	Total		3-Pointers		Free throws		Rebounds				pf	a	t/o	blk	stl	pts	avg	
				fg-fga	pct	3fg-fga	pct	ft-fa	pct	off	def	tot	avg								
vs Youngstown State	11/11/17	*	30	6-12	.500	1-5	.200	7-9	.778	0	1	1	1.0	1	5	2	0	2	20	20.0	
OHIO CHRISTIAN	11/16/17	*	20	4-6	.667	3-4	.750	2-3	.667	2	2	4	2.5	2	3	0	0	1	13	16.5	
MISSISSIPPI VALLEY STA	11/19/17	*	28	8-15	.533	3-8	.375	0-0	.000	0	1	1	2.0	2	2	5	0	1	19	17.3	
SOUTHEASTERN LOUISI	11/21/17	*	37	10-20	.500	4-12	.333	2-2	1.000	2	0	2	2.0	1	2	2	0	0	26	19.5	
vs Valparaiso	11/24/17	*	37	5-17	.294	2-10	.200	3-3	1.000	0	2	2	2.0	1	3	3	0	1	15	18.6	
vs Loyola Chicago	11/25/17	*	32	4-13	.308	3-9	.333	2-2	1.000	1	2	3	2.2	0	1	0	0	0	13	17.7	
at Norfolk State	11/29/17		dnp	-	-	-	-	-	-	-	-	-	-	-	-	-	-	-	-	-	
CLEVELAND STATE	12/2/17		dnp	-	-	-	-	-	-	-	-	-	-	-	-	-	-	-	-	-	
at Xavier	12/06/17		dnp	-	-	-	-	-	-	-	-	-	-	-	-	-	-	-	-	-	
at Wright State	12/9/17	*	30	3-13	.231	1-7	.143	0-1	.000	0	1	1	2.0	3	0	2	0	1	7	16.1	
NORTHEASTERN	12/18/17	*	36	7-14	.500	3-7	.429	1-3	.333	1	2	3	2.1	1	0	6	0	2	18	16.4	
OREGON STATE	12/21/17	*	37	5-19	.263	2-10	.200	13-14	.929	2	3	5	2.4	1	3	2	1	3	25	17.3	
at UAlbany	12/28/17	*	36	8-27	.296	2-10	.200	2-4	.500	3	3	6	2.8	3	3	3	0	2	20	17.6	
at Northern Illinois	01/02/18	*	36	5-17	.294	1-10	.100	7-8	.875	3	1	4	2.9	3	2	3	0	2	18	17.6	
CENTRAL MICHIGAN	01/06/18	*	38	7-13	.538	6-9	.667	6-7	.857	2	2	4	3.0	0	5	4	0	2	26	18.3	
at Miami	1/9/18	*	13	2-8	.250	1-5	.200	0-0	.000	0	3	3	3.0	0	0	1	0	1	5	17.3	
OHIO	01/12/18	*	28	6-13	.462	2-3	.667	1-4	.250	0	5	5	3.1	2	0	0	0	1	15	17.1	
WESTERN MICHIGAN	01/16/18	*	29	3-9	.333	2-5	.400	2-2	1.000	1	2	3	3.1	1	0	4	0	0	10	16.7	
at TOLEDO	01/20/18	*	31	7-16	.438	5-10	.500	0-2	.000	1	1	2	3.1	1	0	1	1	1	19	16.8	
BALL STATE	01/23/18	*	34	6-12	.500	3-7	.429	2-2	1.000	2	5	7	3.3	0	2	3	0	1	17	16.8	
at Central Michigan	1/27/18	*	36	8-16	.500	5-12	.417	0-0	.000	1	7	8	3.6	2	1	2	0	1	21	17.1	
BUFFALO	01/30/18	*	34	4-12	.333	1-6	.167	6-6	1.000	0	2	2	3.5	2	1	3	0	1	15	16.9	
at Bowling Green	02/03/18	*	36	7-17	.412	5-13	.385	1-1	1.000	1	5	6	3.6	2	1	2	0	1	20	17.1	
EASTERN MICHIGAN	02/06/18	*	39	8-16	.500	6-13	.462	2-2	1.000	2	1	3	3.6	3	5	5	0	0	24	17.4	
at Ball State	2/9/18	*	33	4-13	.308	2-7	.286	5-5	1.000	3	5	8	3.8	3	2	7	0	0	15	17.3	
at Buffalo	2/13/18	*	39	4-17	.235	2-8	.250	5-6	.833	1	3	4	3.8	3	2	2	0	1	15	17.2	
AKRON	02/17/18	*	36	7-14	.500	7-12	.583	6-7	.857	1	1	2	3.7	3	4	2	1	0	27	17.6	
at Ohio	02/20/18	*	34	5-17	.294	1-9	.111	1-1	1.000	3	0	3	3.7	2	2	3	0	0	12	17.4	
BOWLING GREEN	02/24/18	*	38	3-8	.375	0-5	.000	4-6	.667	2	3	5	3.7	1	4	1	0	2	10	17.1	
MIAMI	02/27/18	*	43	4-13	.308	2-7	.286	5-5	1.000	0	1	1	3.6	0	3	5	1	1	15	17.0	
at AKRON	3/2/18	*	37	5-14	.357	2-7	.286	3-6	.500	0	5	5	3.7	2	3	0	0	3	15	17.0	
Totals			24	937	155-401	.387	77-230	.335	88-111	.793	34	69	103	3.7	45	59	73	4	31	475	17.0

Games played: 28
 Minutes/game: 33.5
 Points/game: 17.0
 FG Pct: 38.7
 3FG Pct: 33.5
 FT Pct: 79.3

Rebounds/game: 3.7
 Assists/game: 2.1
 Turnovers/game: 2.6
 Assists/turnover ratio: 0.8
 Steals/game: 1.1
 Blocks/game: 0.1

Points: 27, Akron- 2/17/18

Rebounds: 7, Ball State- 1/23/18

Assists: 5, 2x most recent Eastern Michigan- 2/6/18

Steals: 3, 2x, last time vs. Akron -- 3/2/18

Blocks: 1, Oregon State -- 12/21/17

FG made: 10, SE Louisiana -- 11/21/17

FG attempts: 27, at Albany -- 12/28/17

3FG made: 7, Akron- 2/17/18

3FG attempts: 13, Eastern Michigan- 2/6/18

FT made: 7, Youngstown State -- 11/11/17

FT attempts: 9, Youngstown State -- 11/11/17

Career Highs

Points: 30 [2nd], vs Akron -- 03-11-17

Rebounds: 14 [t-9th], Central Michigan -- 03/06/17

Assists: 5 [t-9th], Central Michigan -- 01/06/18; Eastern Michigan -- 02/06/18; vs Yc

Steals: 3 [t-6th], vs WOFFORD -- 11/23/16; Oregon State -- 12/21/17; at AKRON -

Blocks: 1, 4 times

FG made: 11 [t-4th], vs Akron -- 03-11-17

FG attempts: 27 [1st], at UAlbany -- 12/28/17

3FG made: 7 [t-1st], Akron -- 02/17/18; Central Michigan -- 03/06/17

3FG attempts: 14 [1st], Central Michigan -- 03/06/17

FT made: 13 [t-1st], Oregon State -- 12/21/17

FT attempts: 14 [t-1st], Oregon State -- 12/21/17

Miscellaneous Statistics

	Season	Career
20+ Points	9	19
10+ Rebounds		1
Double-Doubles		1
Double-Digit Scoring	26	59
Led Team in Scoring	13	27
Led Team in Rebounds	2	4
Led Team in Steals	7	15
Led Team in Assists	7	10

Career Statistics

Season	gp-gs	min/avg	Total		3-Point		F-Throws		Rebounds				Scoring							
			fg-fga	pct	fg-fga	pct	ft-fa	pct	off	def	tot	avg	pf	fo	ast	to	blk	stl	pts	avg
2015-16	22-8	418/19.0	53-143	.371	30-90	.333	34-43	.791	19	25	44	2.0	26	0	17	23	0	13	170	7.7
2016-17	34-22	1057/31.1	185-468	.395	88-264	.333	79-101	.782	51	97	148	4.4	58	1	31	69	0	26	537	15.8
2017-18	28-24	937/33.5	155-401	.387	77-230	.335	88-111	.793	34	69	103	3.7	45	0	59	73	4	31	475	17.0
TOTAL	84-54	2412/28.7	393-1012	.388	195-584	.334	201-255	.788	104	191	295	3.5	129	1	107	165	4	70	1182	14.1

The 2017-18 Golden Flashes



Desmond RIDENOUR

- Position: G
- Height: 6-3
- Class: Senior
- Hometown: Cleveland, Ohio
- Previous School: Duquesne

#32

Game-By-Game Statistics

#32 RIDENOUR, Desmond

Opponent	Date	gs	min	Total		3-Pointers		Free throws		Rebounds				pf	a	t/o	blk	stl	pts	avg
				fg-fga	pct	3fg-fga	pct	ft-fa	pct	off	def	tot	avg							
vs Youngstown State	11/11/17	20	5-6	.833	0-1	.000	2-2	1.000	0	3	3	3.0	3	1	3	0	1	12	12.0	
OHIO CHRISTIAN	11/16/17	19	3-9	.333	1-3	.333	0-0	.000	1	5	6	4.5	3	0	0	2	7	9.5		
MISSISSIPPI VALLEY STA	11/19/17	22	3-5	.600	1-3	.333	0-2	.000	1	1	2	3.7	2	1	1	0	2	7	8.7	
SOUTHEASTERN LOUISI	11/21/17	19	2-5	.400	1-3	.333	0-0	.000	1	3	4	3.8	4	2	1	1	1	5	7.8	
vs Valparaiso	11/24/17	2	0-1	.000	0-0	.000	0-0	.000	1	0	1	3.2	0	1	0	0	0	0	6.2	
vs Loyola Chicago	11/25/17	16	1-1	1.000	1-1	1.000	0-0	.000	1	2	3	3.2	1	0	0	0	3	5.7		
at Norfolk State	11/29/17	22	2-6	.333	0-3	.000	2-2	1.000	0	2	3	3.0	2	2	0	0	2	6	5.7	
CLEVELAND STATE	12/2/17	27	3-10	.300	0-2	.000	0-0	.000	1	4	5	3.3	1	1	0	1	6	5.8		
at Xavier	12/06/17	19	4-8	.500	2-3	.667	0-2	.000	0	2	2	3.1	2	0	1	0	10	6.2		
at Wright State	12/9/17	18	0-1	.000	0-1	.000	2-4	.500	0	2	2	3.0	2	1	3	0	2	2	5.8	
NORTHEASTERN	12/18/17	19	2-3	.667	0-0	.000	2-2	1.000	1	1	2	2.9	5	1	3	0	6	5.8		
OREGON STATE	12/21/17	15	1-3	.333	0-0	.000	1-4	.250	0	5	5	3.1	2	1	0	0	3	5.6		
at UAlbany	12/28/17	19	4-5	.800	0-0	.000	2-2	1.000	3	1	4	3.2	3	1	2	1	10	5.9		
at Northern Illinois	01/02/18	12	1-2	.500	0-0	.000	0-0	.000	1	1	2	3.1	0	0	1	0	2	2	5.6	
CENTRAL MICHIGAN	01/06/18	3	0-0	.000	0-0	.000	0-0	.000	0	1	1	2.9	0	0	1	0	0	0	5.3	
at Miami	1/9/18	24	3-4	.750	0-0	.000	0-0	.000	0	2	2	2.9	5	2	2	1	0	6	5.3	
OHIO	01/12/18	22	4-6	.667	0-0	.000	0-0	.000	1	0	1	2.8	0	1	2	0	0	8	5.5	
WESTERN MICHIGAN	01/16/18	15	0-1	.000	0-0	.000	0-0	.000	0	1	1	2.7	0	1	1	0	0	0	5.2	
at TOLEDO	01/20/18	19	3-4	.750	0-0	.000	0-0	.000	0	2	2	2.6	1	0	1	0	0	6	5.2	
BALL STATE	01/23/18	17	1-3	.333	0-1	.000	0-0	.000	0	2	2	2.6	2	2	1	0	3	2	5.1	
at Central Michigan	1/27/18	16	0-2	.000	0-0	.000	1-2	.500	0	2	2	2.6	4	0	1	0	0	1	4.9	
BUFFALO	01/30/18	16	2-5	.400	0-1	.000	0-0	.000	1	0	1	2.5	2	0	0	0	4	4.8		
at Bowling Green	02/03/18	20	0-1	.000	0-0	.000	0-2	.000	0	4	4	2.6	3	0	0	0	0	0	4.6	
EASTERN MICHIGAN	02/06/18	10	1-3	.333	0-0	.000	0-0	.000	0	0	0	2.5	3	0	0	0	1	2	4.5	
at Ball State	2/9/18	10	0-2	.000	0-1	.000	1-2	.500	0	1	1	2.4	2	1	1	1	3	2	4.2	
at Buffalo	2/13/18	14	1-5	.200	0-1	.000	0-2	.000	0	0	0	2.3	1	1	0	0	2	2	4.3	
AKRON	02/17/18	9	0-2	.000	0-0	.000	2-2	1.000	0	1	1	2.3	2	1	1	1	3	2	4.2	
at Ohio	02/20/18	16	5-6	.833	2-3	.667	0-0	.000	1	0	1	2.2	2	0	2	0	2	12	4.5	
BOWLING GREEN	02/24/18	15	0-1	.000	0-1	.000	0-0	.000	0	1	1	2.2	0	0	1	1	0	0	4.3	
MIAMI	02/27/18	14	1-3	.333	0-2	.000	0-0	.000	1	1	2	2.2	1	0	1	0	1	2	4.2	
at AKRON	3/2/18	9	0-1	.000	0-0	.000	0-0	.000	0	0	0	2.1	1	0	2	0	1	0	4.1	
Totals		2	498	52-114	.456	8-30	.267	15-30	.500	15	50	65	2.1	59	20	31	6	26	127	4.1

Games played: 31
Minutes/game: 16.1
Points/game: 4.1
FG Pct: 45.6
3FG Pct: 26.7
FT Pct: 50.0

Rebounds/game: 2.1
Assists/game: 0.6
Turnovers/game: 1.0
Assist/turnover ratio: 0.6
Steals/game: 0.8
Blocks/game: 0.2

Season Highs

Points: 12, 2x most recent at Ohio - 2/20/18

Rebounds: 6, Ohio Christian -- 11/16/17

Assists: 2, 2x, most recent Norfolk State -- 11/29/17

Steals: 3, Ball State- 1/23/18

Blocks: 1, 3x most recent at Albany- 12/28/17

FG made: 5, 2x most recent at Ohio - 2/20/18

FG attempts: 9, Ohio Christian -- 11/16/17

3FG made: 2, 2x most recent at Ohio - 2/20/18

3FG attempts: 3, 5x most recent at Ohio - 2/20/18

FT made: 2, 4x, most recent Wright State- 12/9/17

FT attempts: 4, Wright State -- 12/9/17

Career Highs

Points: 15, Wright State -- 12/18/16

Rebounds: 7, Northern Illinois -- 1/10/17

Assists: 5 [t-9th], at WMU -- 1/14/17; at Oregon State -- 12/21/16; at Texas -- 1

Steals: 5 [t-1st], at Oregon State -- 12/21/16

Blocks: 3 [t-5th], Bowling Green -- 02/07/17

FG made: 6, Wright State -- 12/18/16

FG attempts: 12, Northern Illinois -- 1/10/17

3FG made: 3, NJIT -- 12/10/16; Wright State -- 12/18/16

3FG attempts: 5, Grambling State -- 12/02/16; at Oregon State -- 12/21/16

FT made: 8 [t-7th], Ball State -- 1/3/2017

FT attempts: 8, Ball State -- 1/3/2017

Miscellaneous Statistics

	Season	Career
Double Digit Scoring	2	8
Led Team in Assists		9
Led Team in Steals	6	15
Led Team in Blocks	3	5

Career Statistics

Season	gp-gs	min/avg	Total		3-Point		F-Throws		Rebounds				Scoring							
			fg-fga	pct	fg-fga	pct	ft-fa	pct	off	def	tot	avg	pf	fo	ast	to	blk	stl	pts	avg
2016-17	35-6	589/16.8	56-150	.373	13-60	.217	20-27	.741	29	54	83	2.4	49	0	56	21	5	33	145	4.1
2017-18	31-2	498/16.1	52-114	.456	8-30	.267	15-30	.500	15	50	65	2.1	59	2	20	31	6	26	127	4.1
TOTAL	66-8	1087/16.5	108-264	.409	21-90	.233	35-57	.614	44	104	148	2.2	108	2	76	52	11	59	272	4.1

The 2017-18 Golden Flashes



Jonathan NWANKWO

- Position: F
- Height: 6-9
- Class: Sophomore
- Hometown: Bronx, N.Y.
- Previous School: College of Southern Idaho

#33

Game-By-Game Statistics

Season/Career Highs

#33 NWANKWO, Jonathan

Opponent	Date	gs	min	Total		3-Pointers		Free throws		Rebounds				pf	a	t/o	blk	stl	pts	avg
				fg-fga	pct	3fg-fga	pct	ft-fa	pct	off	def	tot	avg							
vs Youngstown State	11/11/17	3	0-0	.000	0-0	.000	1-2	.500	0	0	0	0.0	1	0	0	0	0	1	1.0	
OHIO CHRISTIAN	11/16/17	7	0-1	.000	0-0	.000	0-0	.000	0	0	0	0.0	2	0	1	0	0	0	0.5	
MISSISSIPPI VALLEY STA	11/19/17	dnp	-	-	-	-	-	-	-	-	-	-	-	-	-	-	-	-	-	
SOUTHEASTERN LOUISI	11/21/17	dnp	-	-	-	-	-	-	-	-	-	-	-	-	-	-	-	-	-	
vs Valparaiso	11/24/17	dnp	-	-	-	-	-	-	-	-	-	-	-	-	-	-	-	-	-	
vs Loyola Chicago	11/25/17	1	0-1	.000	0-0	.000	0-0	.000	0	1	1	0.3	0	0	0	0	0	0	0.3	
at Norfolk State	11/29/17	dnp	-	-	-	-	-	-	-	-	-	-	-	-	-	-	-	-	-	
CLEVELAND STATE	12/2/17	dnp	-	-	-	-	-	-	-	-	-	-	-	-	-	-	-	-	-	
at Xavier	12/06/17	7	2-3	.667	0-0	.000	0-0	.000	1	0	1	0.5	1	0	0	1	0	4	1.3	
at Wright State	12/9/17	dnp	-	-	-	-	-	-	-	-	-	-	-	-	-	-	-	-	-	
NORTHEASTERN	12/18/17	dnp	-	-	-	-	-	-	-	-	-	-	-	-	-	-	-	-	-	
OREGON STATE	12/21/17	dnp	-	-	-	-	-	-	-	-	-	-	-	-	-	-	-	-	-	
at UAlbany	12/28/17	dnp	-	-	-	-	-	-	-	-	-	-	-	-	-	-	-	-	-	
at Northern Illinois	01/02/18	1	0-0	.000	0-0	.000	0-0	.000	0	0	0	0.4	0	0	0	0	0	0	1.0	
CENTRAL MICHIGAN	01/06/18	0	0-0	.000	0-0	.000	0-0	.000	0	0	0	0.3	0	0	0	0	0	0	0.8	
at Miami	1/9/18	dnp	-	-	-	-	-	-	-	-	-	-	-	-	-	-	-	-	-	
OHIO	01/12/18	dnp	-	-	-	-	-	-	-	-	-	-	-	-	-	-	-	-	-	
WESTERN MICHIGAN	01/16/18	dnp	-	-	-	-	-	-	-	-	-	-	-	-	-	-	-	-	-	
at TOLEDO	01/20/18	dnp	-	-	-	-	-	-	-	-	-	-	-	-	-	-	-	-	-	
BALL STATE	01/23/18	dnp	-	-	-	-	-	-	-	-	-	-	-	-	-	-	-	-	-	
at Central Michigan	1/27/18	dnp	-	-	-	-	-	-	-	-	-	-	-	-	-	-	-	-	-	
BUFFALO	01/30/18	dnp	-	-	-	-	-	-	-	-	-	-	-	-	-	-	-	-	-	
at Bowling Green	02/03/18	1	0-0	.000	0-0	.000	0-0	.000	0	0	0	0.3	1	0	0	0	0	0	0.7	
EASTERN MICHIGAN	02/06/18	dnp	-	-	-	-	-	-	-	-	-	-	-	-	-	-	-	-	-	
at Ball State	2/9/18	2	0-0	.000	0-0	.000	0-0	.000	0	1	1	0.4	0	0	0	0	0	0	0.6	
at Buffalo	2/13/18	dnp	-	-	-	-	-	-	-	-	-	-	-	-	-	-	-	-	-	
AKRON	02/17/18	dnp	-	-	-	-	-	-	-	-	-	-	-	-	-	-	-	-	-	
at Ohio	02/20/18	dnp	-	-	-	-	-	-	-	-	-	-	-	-	-	-	-	-	-	
BOWLING GREEN	02/24/18	dnp	-	-	-	-	-	-	-	-	-	-	-	-	-	-	-	-	-	
MIAMI	02/27/18	dnp	-	-	-	-	-	-	-	-	-	-	-	-	-	-	-	-	-	
at AKRON	3/2/18	dnp	-	-	-	-	-	-	-	-	-	-	-	-	-	-	-	-	-	
Totals		0	22	2-5	.400	0-0	.000	1-2	.500	1	2	3	0.4	5	0	1	1	0	5	0.6

Games played: 8
 Minutes/game: 2.8
 Points/game: 0.6
 FG Pct: 40.0
 FT Pct: 50.0

Rebounds/game: 0.4
 Turnovers/game: 0.1
 Blocks/game: 0.1

Points: 4, at Xavier -- 12/06/17

Rebounds: 1, vs Loyola Chicago -- 11/25/17; at Xavier -- 12/06/17; at Ba

Blocks: 1, at Xavier -- 12/06/17

FG made: 2, at Xavier -- 12/06/17

FG attempts: 3, at Xavier -- 12/06/17

FT made: 1, vs Youngstown State -- 11/11/17

FT attempts: 2, vs Youngstown State -- 11/11/17

Miscellaneous Statistics

Season

Career

Career Statistics

Season	gp-gs	min/avg	Total		3-Point		F-Throws		Rebounds				Scoring							
			fg-fga	pct	fg-fga	pct	ft-fa	pct	off	def	tot	avg	pf	fo	ast	to	blk	stl	pts	avg
2017-18	8-0	22/2.8	2-5	.400	0-0	.000	1-2	.500	1	2	3	0.4	5	0	0	1	1	0	5	0.6
TOTAL	8-0	22/2.8	2-5	.400	0-0	.000	1-2	.500	1	2	3	0.4	5	0	0	1	1	0	5	0.6

The 2017-18 Golden Flashes



Kevin ZABO

- Position: G
- Height: 6-2
- Class: Senior
- Hometown: Gatineau, Quebec
- Previous School: Indian Hills C.C. [Iowa]

#55

Game-By-Game Statistics

#55 ZABO, Kevin

Opponent	Date	gs	min	Total		3-Pointers		Free throws		Rebounds				pf	a	t/o	blk	stl	pts	avg
				fg-fga	pct	3fg-fga	pct	ft-fa	pct	off	def	tot	avg							
vs Youngstown State	11/11/17	19	1-4	250	0-0	.000	2-2	1.000	0	3	3	3.0	2	2	1	0	0	4	4.0	
OHIO CHRISTIAN	11/16/17	21	6-8	750	2-4	.500	1-1	1.000	0	1	1	2.0	1	1	0	1	0	15	9.5	
MISSISSIPPI VALLEY STA	11/19/17	14	0-5	.000	0-2	.000	1-2	.500	1	2	3	2.3	5	2	0	0	1	1	6.7	
SOUTHEASTERN LOUISI	11/21/17	23	3-9	333	2-7	.286	0-1	.000	0	1	1	2.0	4	1	1	0	2	8	7.0	
vs Valparaiso	11/24/17	14	1-4	250	1-2	.500	0-0	.000	0	0	0	1.6	3	2	1	0	0	3	6.2	
vs Loyola Chicago	11/25/17	18	2-5	400	0-1	.000	1-3	.333	0	2	2	1.7	0	3	1	0	0	5	6.0	
at Norfolk State	11/29/17	34	4-15	267	3-9	.333	4-4	1.000	0	5	5	2.1	3	4	1	0	1	15	7.3	
CLEVELAND STATE	12/2/17	33	5-12	417	1-8	.125	6-6	1.000	0	3	3	2.3	0	1	2	0	2	17	8.5	
at Xavier	12/06/17	31	4-11	364	0-2	.000	4-5	.800	3	0	3	2.3	4	5	1	0	0	12	8.9	
at Wright State	12/9/17	19	1-4	250	1-2	.500	0-0	.000	0	2	2	2.3	2	3	3	0	0	3	8.3	
NORTHEASTERN	12/18/17	24	6-7	857	3-3	1.000	3-3	1.000	0	3	3	2.4	4	1	2	0	3	18	9.2	
OREGON STATE	12/21/17	21	3-9	333	2-3	.667	4-4	1.000	0	1	1	2.3	3	3	4	0	2	12	9.4	
at UAlbany	12/28/17	28	3-5	600	1-3	.333	3-4	.750	1	0	1	2.2	5	1	1	0	1	10	9.5	
at Northern Illinois	01/02/18	34	5-14	357	2-7	.286	5-5	1.000	1	2	3	2.2	1	0	2	1	0	17	10.0	
CENTRAL MICHIGAN	01/06/18	32	6-11	545	1-3	.333	4-5	.800	0	2	2	2.2	3	4	2	0	0	17	10.5	
at Miami	1/9/18	29	4-15	267	1-4	.250	2-2	1.000	2	0	2	2.2	3	0	2	0	2	11	10.5	
OHIO	01/12/18	33	8-15	533	4-7	.571	4-9	.444	1	5	6	2.4	2	1	2	0	1	24	11.3	
WESTERN MICHIGAN	01/16/18	33	8-17	471	5-7	.714	2-2	1.000	1	3	4	2.5	3	4	0	3	3	23	11.9	
at TOLEDO	01/20/18	34	9-14	643	1-2	.500	1-2	.500	0	2	2	2.5	4	1	0	0	1	20	12.4	
BALL STATE	01/23/18	39	9-20	460	1-5	.200	2-2	1.000	0	3	3	2.5	2	2	1	0	2	21	12.8	
at Central Michigan	1/27/18	36	9-17	529	2-8	.250	2-5	.400	0	3	3	2.5	2	3	4	0	1	22	13.2	
BUFFALO	01/30/18	30	3-7	429	2-3	.667	0-0	.000	1	0	1	2.5	4	0	1	0	1	8	13.0	
at Bowling Green	02/03/18	29	1-5	200	0-1	.000	2-2	1.000	1	4	5	2.6	2	2	4	0	1	4	12.6	
EASTERN MICHIGAN	02/06/18	29	1-8	125	0-5	.000	0-0	.000	0	2	2	2.5	1	3	3	0	1	2	12.2	
at Ball State	2/9/18	33	4-12	333	1-5	.200	2-4	.500	0	1	1	2.5	1	6	1	0	1	11	12.1	
at Buffalo	2/13/18	28	7-14	500	1-4	.250	2-2	1.000	0	3	3	2.5	5	1	0	0	0	17	12.3	
AKRON	02/17/18	26	2-9	222	0-3	.000	2-2	1.000	0	3	3	2.5	5	1	1	0	1	6	12.1	
at Ohio	02/20/18	34	4-14	286	0-3	.000	4-4	1.000	0	6	6	2.6	4	4	1	0	1	12	12.1	
BOWLING GREEN	02/24/18	23	6-10	600	1-2	.500	2-3	.667	2	5	7	2.8	5	1	2	0	1	15	12.2	
MIAMI	02/27/18	43	8-16	500	1-5	.200	4-4	1.000	0	5	5	2.9	4	6	6	0	3	21	12.5	
at AKRON	3/2/18	32	4-11	364	2-5	.400	6-6	1.000	2	6	8	3.0	5	4	3	0	1	16	12.6	
Totals		19	876	137-327	419	41-125	.328	75-94	.798	16	78	94	3.0	92	72	56	2	33	390	12.6

Games played: 31
 Minutes/game: 28.3
 Points/game: 12.6
 FG Pct: 41.9
 3FG Pct: 32.8
 FT Pct: 79.8

Rebounds/game: 3.0
 Assists/game: 2.3
 Turnovers/game: 1.8
 Assist/turnover ratio: 1.3
 Steals/game: 1.1
 Blocks/game: 0.1

Season Highs

- Points: 24, Ohio -- 1/12/18
- Rebounds: 8, Akron -- 3/2/18
- Assists: 6, Miami - 2/27/18
- Steals: 3, 2x most recent, Miami - 2/27/18
- Blocks: 1, 2x, most recent at Northern Illinois -- 1/2/18
- FG made: 9, Toledo - 1/20/18
- FG attempts: 20, Ball State - 1/23/18
- 3FG made: 5, Western Michigan - 1/16/18
- 3FG attempts: 9, Norfolk State -- 11/29/17
- FT made: 6 2x, last time vs. Akron - 3/2/18
- FT attempts: 9, Ohio -- 1/12/18

Career Highs

- Points: 24, Ohio -- 01/12/18
- Rebounds: 8, at AKRON -- 3/2/18
- Assists: 6 [t-4th], Miami -- 02/27/18; Mississippi Valley S -- 11/16/16; at Ba Steals: 3 [t-6th], 4 times
- Blocks: 1, at Northern Illinois -- 01/02/18; Ohio Christian -- 11/16/17; at Akr
- FG made: 9 [t-9th], at TOLEDO -- 01/20/18; Ball State -- 01/23/18; at Cent
- FG attempts: 20 [t-6th], Ball State -- 01/23/18
- 3FG made: 5 [t-7th], Western Michigan -- 01/16/18
- 3FG attempts: 9, at Norfolk State -- 11/29/17
- FT made: 6, Cleveland State -- 12/2/17; at AKRON -- 3/2/18
- FT attempts: 9, Ohio -- 01/12/18

Miscellaneous Statistics

	Season	Career
Double-Digit Scoring	19	26
Led Team in Scoring	13	13
Led Team in Steals	3	13
Led Team in Assists	7	10
Led Team in Blocks	1	1
Led Team in Rebounding	2	2

Career Statistics

Season	gp-gs	min/avg	Total		3-Point		F-Throws		Rebounds				Scoring							
			fg-fga	pct	fg-fga	pct	ft-fa	pct	off	def	tot	avg	pf	fo	ast	to	blk	stl	pts	avg
2016-17	36-9	650/18.1	69-190	.363	29-93	.312	35-47	.745	10	40	50	1.4	85	1	58	44	1	23	202	5.6
2017-18	31-19	876/28.3	137-327	.419	41-125	.328	75-94	.798	16	78	94	3.0	92	6	72	56	2	33	390	12.6
TOTAL	67-28	1526/22.8	206-517	.398	70-218	.321	110-141	.780	26	118	144	2.1	177	7	130	100	3	56	592	8.8