Kent State University

Men's Basketball Game Notes

@KentStAthletics KentStateSports.com @KentStMBB

2017-18 Game Notes

2017-18 KENT STATE MEN'S BASKETBALL SCHEDULE

NOVEMBER

11/11	Youngstown State	W, 111-78
11/16	**OHIO CHRISTIAN**	**W, 90-45**
11/19	**MISSISSIPPI VALLEY STATE**	**W, 80-67**
11/21	**SOUTHEASTERN LOUISIANA**	**L, 70-66**
11/24	Valparaiso	L, 77-67
11/25	Loyola Chicago	L, 75-60
11/29	Norfolk State	W, 79-70

DECEMBER

12/2	**CLEVELAND STATE**	**W, 72-62**
12/6	#13 Xavier	L, 96-71
12/9	Wright State	L, 63-54
12/18	**NORTHEASTERN**	**L, 81-69**
12/21	**OREGON STATE**	**W, 79-78**
12/28	Albany	L, 78-68

JANUARY

1/2	Northern Illinois*	L, 75-61
1/6	**CENTRAL MICHIGAN***	**W, 85-69**
1/9	Miami*	L, 80-69
1/12	**OHIO***	**W, 70-69**
1/16	**WESTERN MICHIGAN***	**W, 73-71**
1/20	Toledo*	L, 72-65
1/23	**BALL STATE***	**W, 88-80 (OT)**
1/27	Central Michigan*	W, 84-76
1/30	**BUFFALO***	**W, 82-79**

FEBRUARY

2/3	Bowling Green*	L, 70-62
2/6	**EASTERN MICHIGAN***	**L, 71-67**
2/9	Ball State*	L, 87-68
2/13	Buffalo*	L, 84-72
2/17	**AKRON***	**W, 78-68**
2/20	Ohio*	L, 88-76
2/24	**BOWLING GREEN***	**6:00 P.M.**
2/27	**MIAMI***	**7:00 P.M.**

MARCH

3/2	Akron*	7:00 p.m.

MID-AMERICAN CONFERENCE TOURNAMENT

Mar. 5 First Round^

Mar. 7-10MAC Tournament Championship+

BOLD CAPS INDICATES HOME GAME
*Indicates Mid-American Conference game
^ First round games played on campus sites
+ Games played at Quicken Loans Arena in Cleveland, Ohio

Kent State Golden Flashes

Record: 13-15, 7-8 MAC
Conference: Mid-American
Head Coach: Rob Senderoff (7th season)
Record at KSU: 135-96
Career Record: Same

Bowling Green Falcons

Record: 16-12, 7-8 MAC
Conference: Mid-American
Head Coach: Michael Huger (Third Season)
Record at Bowling Green: 45-49
Career Record: Same

Media Information

Tip-Off: 6:00 p.m.

TV: ESPN3
Darren Goldwater (Play-By-Play)
Michael O'Donnell (Analyst)

Radio: Kent State IMG Sports Network - AM 640 WHLO
Ty Linder (Play-By-Play)

Available on iHeart Radio App

Flash Facts

- **The Kent State men's basketball team squares off against Bowling Green on Saturday, February 24 at 6 p.m. and will be nationally televised on CBS Sports Network.**
- **Kent State is 73-87 all-time against the Falcons. The Flashes are 43-33 at home against BGSU.**
- **Head coach Rob Senderoff is 7-7 against the Falcons since taking over the program in 2011-12.**
- **Kent State dropped its last contest on the road to Ohio, 88-76, on Tuesday night. The Golden Flashes have struggled to win road contests in MAC play with its sole road win at CMU (Jan. 27).**
- **The Flashes forced Ohio to commit 11 turnovers and led in points off turnovers, 17-7.**
- **Kent State was 31-of-69 from the floor (44.9%) but struggled from three-point land (6-of-25, 24%).**
- **The Flashes allowed 47 first half Ohio points, the second most KSU has allowed this season. Miami scored 48 in the first half in KSU's second MAC road game of the season (Jan. 9).**
- **KSU had four players in double figures, Adonis De La Rosa leading the charge with 13 points. Jaylin Walker, Desmond Ridenour and Kevin Zabo each scored 12.**
- **Ridenour matched his season-high with 12 points. The senior was near perfect from the floor shooting 5-of-6 from the floor and 2-of-3 from three in 16 minutes off the bench.**
- **Freshman forward BJ Duling scored eight points off the bench and has scored over seven points in the last three games. He matched his career-high with 13 points against Akron last week.**
- **Walker leads the team in scoring (17.4 ppg) and scored in double-figures for the 12th consecutive game dropping 12 against Ohio. He has 1,142 career points which is 20th in program history. Walker has made at least one three in every game this season and ranks sixth in threes (191) in school history.**
- **Kent State ranks sixth in the MAC in scoring defense (74.2). The Flashes are the third best free throw shooting team in the conference (73.6).**
- **The Flashes are third in the MAC in offensive rebounds per game (11.3).**

KENT STATE PREVIOUS STARTERS

Pos.	No.	Name	PPG	RPG	APG	Prev. School
G	0	Jalen Avery (Jr., 6-0, Covington, Ky.)	9.6	2.7	3.8	Shroder HS
C	1	Adonis De La Rosa (Jr., 7-0, Bronx, N.Y.)	12.0	7.7	1.0	Williston State
F	5	Danny Pippen (So., 6-9, Detroit, Mich.)	7.7	6.0	0.5	Allen Academy
G	13	Mitch Peterson (So., 6-5, Richfield, Ohio)	3.9	3.6	0.8	Walsh Jesuit HS
G	23	Jaylin Walker (Jr., 6-1, Inkster, Mich.)	17.4	3.7	2.0	Romulus HS

KENT STATE RESERVES

Pos.	No.	Name	PPG	RPG	APG	Prev. School
F	2	BJ Duling (Fr., 6-7, Newark, Ohio)	5.5	2.8	0.5	Newark HS
F	3	Akiean Frederick (Jr., 6-9, Columbus, Ohio)	3.1	2.0	0.4	Sinclair CC
G	4	Taishaun Johnson (Jr., 6-0, Indianapolis, Ind.)	2.6	1.8	0.6	South Alabama
G	15	Ryan Bernstein (Jr., 6-0, Bronx, N.Y.)	0.3	0.4	0.2	Maine
G	32	Desmond Ridenour (Sr., 6-3, Cleveland, Ohio)	4.5	2.2	0.7	Duquesne
F	33	Jonathan Nwankwo (So., 6-9, Bronx, N.Y.)	0.6	0.4	0.0	College of Southern Idaho
G	55	Kevin Zabo (Sr., 6-2, Gatineau, Quebec)	12.1	2.6	2.1	Indian Hills C.C.

MAC Standings

East Division

Place	School	MAC	Overall
	Buffalo	12-3	20-8
	Bowling Green	7-8	16-12
	Miami (OH)	7-8	14-14
	Kent State	***7-8***	***13-15***
	Akron	5-10	12-15
	Ohio	5-10	12-15

West Division

Place	School	MAC	Overall
	Toledo	11-4	19-9
	Ball State	10-5	19-9
	Eastern Michigan	8-7	17-11
	Western Michigan	8-7	16-12
	Central Michigan	5-10	16-12
	Northern Illinois	5-10	12-16

By the Numbers

Statistic	All Games	MAC Games
Scoring:	73.8	73.3
Scoring Defense:	74.2	75.9
Scoring Margin:	-0.5	-2.6
Field Goal %:	43.1%	43.5%
Def. Field Goal %:	45.8%	46.8%
3-Point FG %:	33.4%	34.8%
Def. 3-Point FG %:	34.1%	35.0%
Free Throw %:	73.6%	74.2%
Rebounding:	35.2	34.4
Reb. Margin:	+0.8	-0.1
Assists:	11.7	10.7
Turnover Margin:	+0.4	-0.4
Asst/TO Ratio:	0.9	0.8
Steals:	6.1	5.7
Blocks:	3.2	2.7

LAST TIME OUT

Kent State trimmed a double-digit deficit down to just two points midway through the second half only to watch Ohio use a 12-0 run to reclaim control in a wire-to-wire 88-76 win over the Golden Flashes on Tuesday at the Convocation Center. Adonis De La Rosa led a balanced scoring effort for Kent State with 13 points to go along with seven rebounds. Jaylin Walker, Kevin Zabo, and Desmond Ridenour added 12 points each. B.J. Duling came off the bench to score eight points, teaming with Danny Pippen to lead a 9-0 run that cut the Bobcats lead to 62-60. Zabo capped the run with a driving layup with 9:12 remaining that forced Ohio coach Saul Phillips to take timeout. By the time Ridenour drilled a three with 6:13 on the clock, ending the 12-0 run Ohio put together following the timeout, the Kent State deficit was right back at 11 points.Defensive stops were difficult to come by during the opening 20 minutes as both teams attempted 32 shots - Ohio hitting 18 (56 percent) and Kent State 17 (53 percent). Jordan Dartis helped the Bobcats build a 47-39 halftime lead from behind the three-point arc, making 7-of-15 (46 percent) compared to Kent State's 4-of-10. Dartis scored 16 of his 20 points in the first half while drilling four threes. Five other Bobcats finished the night in double figures, including 17 by Teyvion Kirk. Ohio's shooting never cooled off. The Bobcats closed the night at 55 percent from the field (32-for-58) and 41 percent from the arc (10-for-24) with 19 of the Bobcats' 32 baskets coming off of assists. KSU made 44 percent of its shots (31-for-69) but just 24 percent from three (6-of-25) and had 10 assists. Kent State fell to 2-10 on the road.

BOWLING GREEN 70, KENT STATE 69 - FEBRUARY 3, 2018

Adonis De La Rosa and Jaylin Walker scored 20 points each on Saturday at Bowling Green, but that couldn't keep Kent State from watching a 19-point lead slip away in a 70-62 loss to the Falcons.The Golden Flashes (12-11, 6-4) scored the game's first 11 points and held a commanding 29-10 lead after a layup by B.J. Duling with five minutes to go before halftime. A rocky finish to the first half set the stage for a second half dogfight. Point guard Jalen Avery added 11 points to the Kent State cause with nine coming in the game's opening 10 minutes as the Golden Flashes appeared to be poised for a runaway. A win would have pushed the Flashes' winning streak to four games.De La Rosa, Walker, and Danny Pippen shared Kent State's rebounding lead with six each. The Flashes suffered from turnovers, committing 15 against just seven assists on 23 made baskets.

ALL-TIME SERIES

Bowling Green leads the all-time series over Kent State, 87-73. Bowling Green won the prior matchup this season, 70-62, on the road (Feb. 3). The Flashes are 43-33 when playing at home at the M.A.C. Center, however the Falcons have won the last two with KSU last win in the 2016 regular season home final, 70-54. The Falcons hold the longest winning streak in the series (9) from 1941-55. This will be the 161st all-time meeting between the two schools that were both founded in 1910.

WALKER CLIMBS THE RECORD BOOK

Junior guard Jaylin Walker crossed the 1,000 point milestone at Central Michigan (Jan.27) with a three-pointer roughly four minutes into the second half.
He became the 32nd player in Kent State history to do so and the fifth player to cross 1,000 under head coach Rob Senderoff. He currently has 1,142 career points which is 20th in program history. John Whorton (1996-00) is next on the list for Walker to surpass with 1,173 career points.

If Walker can stay on the floor consistently, he is on pace to approach 1,300 career points, putting him just outside the Kent State all-time top-10. He will likely pass Kris Brewer, another top scorer under Rob Senderoff. The all-time points record at Kent State is 1,820 by Trevor Huffman.

Walker is sixth in program history in three-point field goals made (191) and third in

three-point field goals attempted (565).

13 3-POINTERS

The Flashes recorded a season-high 13 3-pointers made in the team's win over Western Michigan (Jan.16), connecting on 57 percent of its 23 3-point shot attempts. The Golden Flashes hit the double-digit mark in 3-pointers made for the fifth time this season against Akron, and are 5-0 when eclipsing the 10 three-pointer mark . Last season, Kent State had seven games of 10 or more 3-pointers, tying the program-high during the Rob Senderoff era. The Flashes have had at least four games with 10 or more 3-pointers in every season since the 2012-13 campaign.

THE MAN IN THE MIDDLE

Junior center Adonis De La Rosa has taken on a much bigger role this season averaging 12.0 ppg, which is third on the team, after averging just 3.7 last year. He scored a career-high 24 points in the Flashes' 85-69 win over Central Michigan shooting 9-for-13 from the floor on January 6th. He is second in the MAC with a 58% field goal percentage. The Bronx, New York native registered a career-high five assists in the Flashes home win over Buffalo (Jan. 30). De La Rosa scored 20 points in back-to-back games for the first time in his career against Buffalo and Bowling Green.

De La Rosa is also the team's leading rebouder, ripping down 7.7 rpg, which is fifth in the MAC. After tireless hours in the gym this summer, he has increased his free throw pertenage from 56% (43-77) last year to 79% (99-125) this season. His 79% mark is the highest free throw percentage in the country for any player seven feet or taller.

AVERY HIGHLY RANKED IN THE NATION

Junior point guard Jalen Avery is second in the country in assist to turnover ratio at 5.05. The Covington, Ky. native has committed the second fewest turnovers (21) of all players in the country that qualify (min. 3 assists per game). He was ranked first at 6.15 two weeks ago, but had five turnovers and three assists against Eastern Michigan (Feb.6). Against Ohio (Feb. 21) he had four assists and zero turnovers.

PIPPEN PRODUCING

Kent State sophomore forward Danny Pippen exploded for a career-high 21 points in Kent State's home victory over Buffalo (Jan. 30). He scored the go-ahead basket and blocked a shot on the next play for a key defensive stop. He ripped down 13 rebounds as well. Pippen scored 11 points with a career-high 16 rebounds in an overtime win against Ball State (Jan. 23).

Pippen has made an impact defensively for Kent State, serving as one of the league's best shot blockers. Pippen has 36 blocks so far, averaging 1.3 per game which is sixth in the MAC. The single-season blocks record is 81, held by John Edwards. The most blocks in a season during the Rob Senderoff era is 56, a mark that ranks third overall and is held by former MAC Defensive Player of the Year Khaliq Spicer.

DULING DOING GOOD THINGS OFF THE BENCH

Freshman forward BJ Duling has found success in the past handful of games. He has scored in double-digits in two of the last five games. He dropped 13 points against rival Akron, the most points scored by a KSU freshman against the Zips in this century. He scored seven points on the road against Buffalo on 3-of-5 shooting with three rebounds. He has been one of Kent State's most successful scoring options off the bench of late.

AP Poll

(As of 2-20-18)

Place	School (1st Place Votes)	Record
1	Virginia (42)	24-2
2	Michigan State (19)	26-3
3	Villanova (4)	24-3
4	**Xavier**	**24-4**
5	Duke	22-5
6	Gonzaga	25-4
6	Texas Tech	22-5
8	Kansas	21-6
9	Purdue	24-5
10	North Carolina	21-7
11	Clincinnati	23-4
12	Auburn	23-4
13	Wichita State	21-5
14	Arizona	21-6
15	Clemson	20-6
16	Ohio State	22-7
17	Michigan	22-7
18	Rhode Island	21-4
19	Tennessee	19-7
20	Nevada	23-5
21	West Virginia	19-8
22	Saint Mary's	25-4
23	Houston	21-5
24	Middle Tennessee	22-5
25	Florida State	19-8

Others receiving votes: Baylor 52, Kentucky 33, Arizona State 32, Arkansas 23, UCLA 20, St. Bonaventure 13, Virginia Tech 12, Creighton 10, Penn State 6, Missouri 5, Kansas State 5, Texas A&M 4, TCU 4, Loyola-Chicago 2, Butler 2, East Tennessee State 1, Alabama 1, Boise State 1, Oklahoma 1

Mid-Major Poll

(As of 2-20-18)

Place	School (1st Place Votes)	Record
1.	Gonzaga (31)	25-4
2.	Louisiana	23-4
3.	South Dakota	24-6
4.	Saint Mary's	25-4
5.	ETSU	23-5
6.	South Dakota State	23-6
7.	**Loyola Chicago**	**23-5**
8.	New Mexico State	22-5
9.	Charleston	22-6
10.	Murray State	22-5
11.	Vermont	22-6
12.	**Buffalo**	**20-7**
13.	Belmont	22-7
14.	UC Santa Barbara	20-6
15.	BYU	21-8
16.	Montana	20-7
17.	UNC Greensboro	21-7
18.	Stephen F. Austin	22-5
19.	Bucknell	20-9
20.	Wright State	20-8
21.	Northern Kentucky	19-8
22.	Penn	19-7
23.	**Toledo**	**19-8**
24.	Utah Valley	19-8
25.	Rider	21-7

Others receiving votes: Furman 54, FGCU 50, **Northeastern 48**, Georgia State 44, Weber State 30, Southern Illinois 19, Lipscomb 16, Wofford 15, Idaho 13, Lamar 13, Nichols State 11, Harvard 10, UMBC 10, UNC Asheville 9, **Ball State 8,** Evansville 7, **Albany 5,** Seattle 5, UC Davis 5, Wagner 5, Grand Canyon 4, UT Arlingtion 3, North Carolina A&T 2, Grambling State 1, Southeastern Louisiana 1, UL Monroe 1, Winthrop 1.
BOLD: Kent State opponent

Flashes Among MAC Leaders

Scoring :	Jaylin Walker (17.4 ppg - 4th)
Rebounding:	Adonis De La Rosa (7.7 rpg - 5th)
FG Shooting	Adonis De La Rosa (.578 - 3rd)
Assists:	Jalen Avery (3.8 apg - 8th)
FT Shooting	Jaylin Walker (.809- 11th)
	Adonis De La Rosa (.792- 14th)
	Kevin Zabo (.778 - 15th)
3FG Made	Jaylin Walker (2.9 3pg - 1st)
Blocks:	Danny Pippen (1.3 bpg - 5th)
Assist/Turnover:	Jalen Avery (5.0 - 1st)

National Ranking Summary

Statistic	Team	National Rank	Conference Rank	Value
3-pt Field Goal Attempts (351 ranked)	Kent St. Bowling Green	130 179	7 8	629 600
Assist Turnover Ratio (351 ranked)	Bowling Green Kent St.	163 282	6 11	1.09 0.89
Assists Per Game (351 ranked)	Bowling Green Kent St.	171 307	6 11	13.8 11.7
Blocked Shots Per Game (351 ranked)	Kent St. Bowling Green	201 265	7 9	3.2 2.7
Defensive Rebounds per Game (351 ranked)	Bowling Green Kent St.	65 270	4 12	26.89 23.86
Fewest Fouls (351 ranked)	Bowling Green Kent St.	177 255	8 10	499 532
Fewest Turnovers (351 ranked)	Bowling Green Kent St.	165 205	5 9	356 367
Field-Goal Percentage (351 ranked)	Kent St. Bowling Green	266 278	10 12	43.1 42.8
Field-Goal Percentage Defense (351 ranked)	Bowling Green Kent St.	265 268	9 10	45.6 45.8
Free Throw Attempts (351 ranked)	Bowling Green Kent St.	21 179	1 8	658 537
Free Throws Made (351 ranked)	Bowling Green Kent St.	17 150	1 7	480 395
Free-Throw Percentage (351 ranked)	Kent St. Bowling Green	92 112	3 4	73.6 72.9
Offensive Rebounds Per Game (351 ranked)	Kent St. Bowling Green	93 111	3 5	11.32 11.07
Personal Fouls Per Game (350 ranked)	Bowling Green Kent St.	164 244	8 10	17.8 19.0
Rebound Margin (351 ranked)	Bowling Green Kent St.	138 176	5 8	1.6 0.8
Scoring Defense (351 ranked)	Kent St. Bowling Green	234 294	6 12	74.3 77.5
Scoring Margin (351 ranked)	Bowling Green Kent St.	219 224	9 10	-0.4 -0.5
Scoring Offense (351 ranked)	Bowling Green Kent St.	87 185	4 9	77.1 73.8
Steals Per Game (350 ranked)	Bowling Green Kent St.	186 191	8 9	6.1 6.1
Three Pt FG Defense (351 ranked)	Kent St. Bowling Green	140 288	5 12	34.1 36.9
Three-Point Field Goals Per Game (351 ranked)	Bowling Green Kent St.	162 193	8 9	7.8 7.5
Three-Point Field-Goal Percentage (351 ranked)	Bowling Green Kent St.	119 255	5 9	36.3 33.4
Total 3-point FGM (351 ranked)	Bowling Green Kent St.	148 177	7 9	218 210
Total Assists (351 ranked)	Bowling Green Kent St.	152 287	5 11	387 328
Total Blocks (351 ranked)	Kent St. Bowling Green	186 258	7 9	89 75
Total Rebounds (351 ranked)	Bowling Green Kent St.	54 163	2 9	1,063 985
Total Rebounds Per Game (351 ranked)	Bowling Green Kent St.	68 191	2 10	37.96 35.18
Total Steals (350 ranked)	Bowling Green Kent St.	174 177	8 9	172 171
Turnover Margin (347 ranked)	Kent St. Bowling Green	166 181	6 8	0.4 0.2

NONCON WRAPUP

The Golden Flashes finished the non-conference portion of the season at 6-7, taking crucial steps toward a run through the Mid-American Conference. The defending league champions took some lumps against top competition, falling on the road to the likes of Xavier, Albany and Loyola-Chicago. However, several highlights were had, including the program's fourth Power 5 victory under head coach Rob Senderoff, taking down Oregon State at home, 79-78. Kent State also maintained its claim as the best basketball program in Northeast Ohio, taking down Youngstown State, 111-78, and Cleveland State, 72-62. Individually, multiple student-athletes have broken out into bigger roles. Adonis De La Rosa has emerged as a top low post threat, with nine double digit scoring efforts. Jalen Avery has also established himself as one of the nation's most efficient point guards, leading the country in assist to turnover ratio. Jaylin Walker has led the scoring efforts as expected, averaging a team-best 17.6 points per game.

MISTAKE-FREE AVERY

Jalen Avery has had an incredible start to his junior season and is making a name for himself as one of the most efficient point guards in the Mid-American Conference. Through 28 games, Avery has committed just 21 turnovers, while racking up 106 assists. His best game distributing came against Mississippi Valley State, in which he recorded a career-high 10 assists to no turnovers. It was the first double-digit assist game for Kent State since Derek Jackson recorded 11 on December 6, 2014 against Kennesaw State (W, 58-46). Avery has also only had 17 fouls called against him. Last season, Avery ranked second in the nation among qualified players in fouls called against per 40 minutes at 1.11. This rate was only topped by Saint Mary's starting point guard Emmett Naar at 0.93. The top four players ranked in this statistic made the NCAA Tournament.

COACH SENDEROFF

Rob Senderoff made his first trip to the NCAA Tournament as a head coach in his sixth season with the program. With this record-breaking season in the books, Senderoff now ranks third all-time at Kent State in total wins at 135. He ranks 4 wins behind Jim Christian and 14 behind Jim McDonald. His winning percentage of .593 is the third best among coaches with at least five years at Kent State, ranking behind Christian (.704) and Gary Waters (.605).

GOLDEN FLASHES PICKED SECOND IN MAC EAST

Kent State was tabbed to finish second in the MAC East Division as selected by the league's 12 head coaches and an 18-member MAC News Media Panel. Junior guard Jaylin Walker was voted to the MAC East Preseason All-MAC Team

MAC East Division MBB Preseason Poll (first place votes)
1. Buffalo – 166 points (24)
2. **Kent State – 139 points (2)**
3. Ohio – 127 points (3)
4. Akron – 84 points (1)
5. Bowling Green – 82 points
6. Miami – 32 points

MAC West Division MBB Preseason Poll (first place votes)
1. Western Michigan – 169 points (22)
2. Ball State – 156 points (8)
3. Toledo – 107 points
4. Eastern Michigan – 103 points
5. Northern Illinois – 57 points

2017-18 GOLDEN FLASHES MEN'S BASKETBALL ROSTER

NUMERICAL

No.	Name	Pos.	Ht.	Wt.	Yr.	Hometown / Previous School
0	Jalen Avery	G	6-0	186	Jr.	Covington, Ky. / Shroder H.S.
1	Adonis De La Rosa	C	7-0	262	Jr.	Bronx, N.Y. / Williston State [N.D]
2	BJ Duling	F	6-7	235	Fr.	Newark, Ohio / Newark HS
3	Akiean Frederick	F	6-9	231	Jr.	Columbus, Ohio / Sinclair CC
4	Taishaun Johnson	G	6-0	175	Jr.	Indianapolis, Ind. / South Alabama
5	Danny Pippen	F	6-9	222	So.	Detroit, Mich. / Allen Academy
11	Kain Harris	G	6-4	200	Jr.	Chicago, Ill. / Tulane
13	Mitch Peterson	G	6-5	199	So.	Richfield, Ohio / Walsh Jesuit H.S.
14	Chris Johnson	F	6-6	207	So.	Chicago, Ill. / Malone
15	Ryan Bernstein	G	6-0	180	Jr.	Bronx, N.Y. / Maine
23	Jaylin Walker	G	6-1	187	Jr.	Inkster, Mich. / Romulus H.S.
25	Philip Whittington	F	6-8	227	Jr.	Columbus, Ga. / USC Upstate
32	Desmond Ridenour	G	6-3	195	Sr.	Cleveland, Ohio / Duquesne
33	Jonathan Nwankwo	F	6-9	235	So.	Bronx, N.Y. / College of Southern Idaho
55	Kevin Zabo	G	6-2	183	Sr.	Gatineau, Quebec / Indian Hills C.C. [Iowa]

#1 Adonis De La Rosa - Day-la Rosa
#3 Akiean Frederick - Uh-key-in
#4 Taishaun Johnson - Ty-shawn
#15 Ryan Bernstein - Bern-steen
#32 Desmond Ridenour - Ride-nour
#33 Jonathan Nwankwo - Nah-wan-kwo
#55 Kevin Zabo - Zah-bow
HC Rob Senderoff- Send-er-off

COACHING STAFF

Head Coach:
Rob Senderoff (Albany, '95) - Seventh Season

Associate Head Coach:
Eric Haut (Kent State '04) - Ninth Season

Assistant Coaches:
Akeem Miskdeen (Queens, '08) - Second Season
Brock Erickson (Assumption, '98) - First Season

Director of Basketball Operations:
Julian Sullinger (Kent State, '09) – First Season

Video Coordinator/Special Assistant to Head Coach:
Brian Barnes (Central Michigan, '15) – First Season

ROB SENDEROFF

>> HEAD COACH

- Seventh Season
- Albany, '95

Rob Senderoff enters his seventh year as the head men's basketball coach at Kent State.

The 44-year-old took over the program in April 2011 after spending seven previous years on the Golden Flashes' coaching staff. He ended the 2016-17 season with a 122-81 record as head coach, including a trip to the 2017 NCAA Tournament.

In his six seasons as head coach, the 22-year coaching veteran has continued the success of the storied program that he helped build by leading the Golden Flashes to four 20-win campaigns and postseason appearances.

The six year run culminated in a fantastic 2016-17 season in which the Flashes returned to the NCAA Tournament for the first time since 2008. Kent State claimed the program's first Mid-American Conference Tournament Championship under Rob Senderoff, defeating the top three seeds in the tournament in succession. The Flashes scored the most points in program history at 2,722, beating the previous record by 40 points. Senderoff led his squad to the postseason despite almost a dozen newcomers to the program.

In the 2015-16 season, Senderoff led the Golden Flashes to 19 wins in a campaign that was highlighted by All-District honors for junior Jimmy Hall and MAC Defensive Player of the Year honors for Khaliq Spicer. 2014-15 was Senderoff's most successful as head coach, as he led Kent State to a share of the Mid-American Conference regular season title. The championship season was followed by a postseason run to the CollegeInsider.com Postseason Tournament (CIT) quarterfinals during which Senderoff tied the school record for postseason wins. The Flashes were earned road wins at Middle Tennessee and Texas A&M-Corpus Christi before falling to Northern Arizona.

The inaugural year for Senderoff began with one of the most memorable debuts in the coaching profession. Kent State recorded a monumental 70-60 win over West Virginia and Hall of Fame Head Coach Bob Huggins, snapping the Mountaineers' 36-game non-conference home winning streak. The victory, which was part of ESPN's 24-hour College Basketball Tip-Off Marathon, also marked the first true road win over a BCS school for Kent State in 41 years.

The historic first win was just the beginning, as the Flashes won 21 games, advanced to the semifinals of the MAC Tournament and earned an invitation to play in the CIT in each of his first two seasons. Senderoff earned the first postseason victory of his head coaching career in 2013, as the Golden Flashes defeated Fairfield in a CIT first round matchup.

During his 13 seasons as part of the Kent State program, Senderoff has helped guide the Golden Flashes to 11 postseason appearances (2002-06; 2008-13; 2015; 2017), racking up 250 victories for an average of nearly 22 wins per year in the process. He has been on the sideline for four of the six Mid-American Conference regular season titles in school history. In 2011, Kent State became the first MAC team in 21 years, and just the second in 48 years, to claim second consecutive outright regular season championships. The Golden Flashes capped off the year by advancing to the National Invitational Tournament (NIT) quarterfinals.

Senderoff assumed the de facto role of offensive coordinator during his three seasons as Associate Head Coach (2008-11), taking Kent State's scoring to new heights under his watch. In 2010-11 the Golden Flashes poured in 2,626 points, which trailed only the 2001-02 Elite Eight team for the highest single-season total in school history. In his first year back with the program in 2008-09, Senderoff helped orchestrate an offense that led the MAC in both scoring and field goal percentage. It was the first time since joining the league in 1951-52 that the program has led the conference in scoring.

Long known for his ability to develop post players, Senderoff transformed the play of 2011 MAC Player of the Year Justin Greene. Under his tutelage, Greene went from a 2.2 points per game scorer as a freshman to the nation's most improved player in 2009-10, followed by an Honorable Mention All-American selection in 2010-11. Greene capped off his career in 2012 and will go down as one of the top players to ever put on a Kent State uniform, ranking fourth in career scoring, second in rebounding and second in blocked shots.

THE ROB SENDEROFF FILE

Birthdate: July 25, 1973 (44 years old)
Hometown: Spring Valley, N.Y.
Family: Wife Lauren, daughters, Samantha and Rachel
Alma Mater: University at Albany, bachelor's degree in business administration
Miami University; master's degree in sports studies

COACHING EXPERIENCE

- Kent State University — Head Coach, 2011-present
- Kent State University — Associate Head Coach, 2008-11
- Indiana University — Assistant Coach, 2006-08
- Kent State University — Assistant Coach, 2002-06
- Towson University — Assistant Coach, 2001-02
- Yale University — Assistant Coach, 1999-01
- Fordham University — Assistant Coach, 1997-99
- Miami University — Graduate Assistant, 1995-97
- University at Albany — Student Assistant, 1993-95

SENDEROFF YEAR-BY-YEAR

Year	School	Overall	Conference	Postseason
2011-12	Kent State	21-12	10-6	CIT 1st Round
2012-13	Kent State	21-14	9-7	CIT 2nd Round
2013-14	Kent State	16-16	7-11	--
2014-15	Kent State	23-12	12-6	CIT QF
2015-16	Kent State	19-13	10-8	--
2016-17	Kent State	22-14	10-8	NCAA 1st Round
2017-18	Kent State	13-15	7-8	
Career	7 seasons	135-96 (.584)	65-54 (.546)	4 appearances

SENDEROFF'S COACHING HIGHLIGHTS

- Led Kent State to the postseasonfour times as head coach, icluding a NCAA Tournament berth and three CollegeInsider.com Tournament (CIT) appearances.
- In his first game as a head coach, led Kent State to a 70-60 win over West Virginia and Head Coach Bob Huggins in Morgantown.
- Has graduated every student-athlete that has made it through senior day during his time as a head coach.

A proven national recruiter, his track record as a talented young assistant did not go unnoticed. Current ESPN.com Insider Jeff Goodman analyst recognized him as the top assistant coach in the MAC in 2010, the same year that The Hoop Scoop rated him as one of the top 50 Mid-Major Assistants in the country. Coming in at No. 4 on the list, he was the only MAC assistant coach ranked in the top 25.

During Senderoff's first stint on staff from 2002-06, the Golden Flashes went 89-40 (.690) and won three MAC East Division titles. After three straight NIT appearances, he helped KSU advance to the NCAA Tournament in 2005-06 as the team won both the MAC regular season and tournament titles with a 25-9 overall record. Senderoff spent the 2006-07 season at Indiana where he worked with All-Big Ten and preseason All-American D.J. White. While a member of the Hoosier's staff, IU went 21-11 and reached the second round of the NCAA Tournament. He was also part of a staff that recruited The Hoop Scoop's No. 1 recruiting class in the country in 2007.

With the Golden Flashes he had a critical role in the progression of 2004 First Team and MAC Defensive Player of the Year, John Edwards, who played in the NBA with the Atlanta Hawks and Indiana Pacers. Additionally at Kent State, Senderoff also coached All-MAC performer Antonio Gates who went on to become an All-Pro tight end for the San Diego Chargers.

A native of Spring Valley, N.Y., Senderoff began his coaching career as a student assistant at the University at Albany under legendary coach Richard "Doc" Sauers before moving on to the MAC as a graduate assistant at Miami from 1995-97 where he was part of a staff that helped develop NBA players Wally Szczerbiak and Ira Newble. Returning to the East Coast, he spent time at Fordham (1997-99), Yale (1999-2001) and Towson (2001-02) prior to joining the Golden Flashes staff.

The Senderoff Era

4 NABC Honors | 11 All-MAC Honors | 21 MAC Player of the Week Honors

NABC Honors

2012	Justin Greene	
	All-District	First Team
2013	Chris Evans	
	All-District	First Team
2015	Jimmy Hall	
	All-District	Second Team
2016	Jimmy Hall	
	All-District	First Team

Sixth Man of the Year

MID-AMERICAN CONFERENCE

2015	Kris Brewer

Defensive Player of the Year

MID-AMERICAN CONFERENCE

2016	Khaliq Spicer

All-Conference

MID-AMERICAN CONFERENCE

2012	Justin Greene	First
	Michael Porrini	Third
	Carlton Guyton	H.M.
	Randal Holt	H.M.
2013	Chris Evans	First
	Randal Holt	Third
2014	Kris Brewer	H.M.
2015	Jimmy Hall	First
	Devareaux Manley	Second
	Kris Brewer	H.M.
2016	Jimmy Hall	First

All-Defensive Team

MID-AMERICAN CONFERENCE

2016	Khaliq Spicer
2017	Deon Edwin

Player of the Week

MID-AMERICAN CONFERENCE

2012	Michael Porrini	East
	Chris Evans	East
	Justin Greene	East
2013	Chris Evans	East (Five times)
2014	Mark Henniger	East
2015	Kris Brewer	East
2016	Jimmy Hall	East (Two times)
	Chris Ortiz	East
	Khaliq Spicer	East
	Kellon Thomas	East
2017	Jimmy Hall	East (Five times)
	Jaylin Walker	East

All-Tournament Team

IN-SEASON TOURNAMENTS

2012	Justin Greene	Athletes in Action
2015	Jimmy Hall	MABC Classic
	Derek Jackson	MABC Classic
2015	Jimmy Hall	Sun Bowl Invite
2016	Jimmy Hall	Las Vegas Classic

All-MAC Tournament Team

2012	Justin Greene
2013	Chris Evans
2017	Jaylin Walker (MVP)
2017	Jimmy Hall

Senderoff's Flashes - Where They Rank

INDIVIDUAL CAREER RECORDS

CAREER POINTS (1,000-POINT SCORERS)

3.	1,683	Jimmy Hall	2014-17
4.	1,550	Justin Greene	2008-12
10.	1,417	Randal Holt	2009-13
20.	**1,132**	**Jaylin Walker**	**2015-present**
21.	1,128	Kris Brewer	2011-15

SCORING AVERAGE (MINIMUM 40 GAMES)

6.	17.2	Jimmy Hall	2014-17

REBOUNDS

2.	867	Jimmy Hall	2014-17
3.	814	Justin Greene	2008-12

REBOUNDING AVERAGE

8.	8.8	Jimmy Hall	2014-17

FIELD GOALS MADE

1.	672	Jimmy Hall	2014-17
6.	574	Justin Greene	2008-12

FIELD GOALS ATTEMPTED

3.	1,310	Jimmy Hall	2014-17
8.	1,208	Randal Holt	2009-13
9.	1,142	Justin Greene	2008-12

FIELD GOAL PERCENTAGE (MIN. 500 ATT.)

5.	.5129 (672-1310)	Jimmy Hall	2014-17
10.	.5026 (574-1142)	Justin Greene	2008-12

FREE THROWS MADE

2.	402	Justin Greene	2008-12
10.	328	Jimmy Hall	2014-17

FREE THROWS ATTEMPTED

2.	547	Justin Greene	2008-12
10.	451	Jimmy Hall	2014-17

FREE THROW PERCENTAGE

(minimum 225 attempts)

4.	.820 (218-266)	Randal Holt	2009-13

THREE-POINT FIELD GOALS MADE

1.	247	Randal Holt	2009-13
2.	237	Devareaux Manley	2011-15
6.	**191**	**Jaylin Walker**	**2015-present**

THREE-POINT FIELD GOALS ATTEMPTED

1.	684	Randal Holt	2009-13
2.	598	Devareaux Manley	2011-15
3.	**565**	**Jaylin Walker**	**2015-present**

BLOCKS

2.	167	Khaliq Spicer	2012-16
3.	120	Justin Greene	2008-12
7.	95	Jimmy Hall	2014-pr.

STEALS

10.	142	Randal Holt	2009-13

MINUTES

5.	3,617	Randal Holt	2009-13

INDIVIDUAL SEASON RECORDS

POINTS

1.	683	Jimmy Hall	2016-17
9.	566	Chris Evans	2012-13

REBOUNDS

2.	383	Jimmy Hall	2016-17
9.	269	Chris Evans	2012-13

FIELD GOALS MADE

1.	267	Jimmy Hall	2016-17
10.	212	Jimmy Hall	2015-16

FIELD GOAL PERCENTAGE

(minimum 100 attempts)

4.	.624 (63-101)	Justin Manns	2011-12

FREE THROWS MADE

6.	149	Chris Evans	2012-13
8.	146	Jimmy Hall	2016-17

FREE THROWS ATTEMPTED

4.	204	Chris Evans	2012-13
8.	188	Jimmy Hall	2016-17

FREE THROW PERCENTAGE

(minimum 50 attempts)

10.	.851 (97-114)	Randal Holt	2012-13

THREE-POINT FIELD GOALS MADE

1.	114	Devareaux Manley	2014-15
2.	89	Randal Holt	2012-13
3.	88	Jaylin Walker	2016-17
7.	73	Devareaux Manley	2013-14
	73	Randal Holt	2011-12

3-POINT FIELD GOAL PERCENTAGE

(minimum 60 attempts)

10.	.429 (39-91)	Devareaux Manley	2012-13

ASSISTS

8.	153	Michael Porrini	2011-12

BLOCKS

3.	56	Khaliq Spicer	2015-16
4.	53	Khaliq Spicer	2014-15
6.	48	Jimmy Hall	2016-17
7.	45	Khaliq Spicer	2013-14

STEALS

3.	67	Chris Evans	2012-13

MINUTES

6.	1,181	Derek Jackson	2014-15
7.	1,173	Jimmy Hall	2016-17

Senderoff's Graduates - 100% of Student-Athletes Who have Completed Their Senior Season

CLASS OF 2012	CLASS OF 2013	CLASS OF 2014	CLASS OF 2015	CLASS OF 2016	CLASS OF 2017
Justin Greene	Randal Holt	Darren Goodson	Devareaux Manley	Khaliq Spicer	Deon Edwin
Michael Porrini	Chris Evans	Mark Henniger	Derek Jackson	Chris Ortiz	Jon Fleming
Justin Manns	Patrick Jackson		Kris Brewer	Kellon Thomas	Jimmy Hall
Carlton Guyton			Blake Vedder	Marvin Jones	
Brian Frank				Galal Cancer	
				Xavier Pollard	

THE STAT CREW SYSTEM
Kent State Combined Team Statistics (as of Feb 21, 2018)
All games

RECORD:	OVERALL	HOME	AWAY	NEUTRAL
ALL GAMES	13-15	10-3	2-10	1-2
CONFERENCE	7-8	6-1	1-7	0-0
NON-CONFERENCE	6-7	4-2	1-3	1-2

					Total		3-Point		F-Throw		Rebounds											
##	Player	gp-gs	min	avg	fg-fga	fg%	3fg-fga	3fg%	ft-fta	ft%	off	def	tot	avg	pf	dq	a	to	blk	stl	pts	avg
23	WALKER, Jaylin	25-21	819	32.8	143-366	.391	73-211	.346	76-94	.809	32	60	92	3.7	42	0	49	67	3	25	435	17.4
55	ZABO, Kevin	28-18	778	27.8	119-290	.410	37-113	.327	63-81	.778	12	62	74	2.6	78	4	61	45	2	28	338	12.1
01	DE LA ROSA, Adonis	28-26	720	25.7	118-204	.578	0-0	.000	99-125	.792	84	131	215	7.7	98	7	28	91	16	16	335	12.0
00	AVERY, Jalen	28-28	925	33.0	91-220	.414	40-112	.357	47-57	.825	17	58	75	2.7	22	1	106	21	0	19	269	9.6
05	PIPPEN, Danny	27-18	531	19.7	72-164	.439	25-63	.397	39-49	.796	52	110	162	6.0	77	1	14	41	36	10	208	7.7
02	DULING, BJ	28-7	457	16.3	61-151	.404	10-33	.303	21-44	.477	21	56	77	2.8	61	1	14	23	15	13	153	5.5
32	RIDENOUR, Desmond	28-1	460	16.4	51-109	.468	8-27	.296	15-30	.500	14	48	62	2.2	57	2	20	27	5	24	125	4.5
13	PETERSON, Mitch	27-17	570	21.1	39-111	.351	15-56	.268	12-19	.632	24	74	98	3.6	35	2	21	19	3	23	105	3.9
03	FREDERICK, Akiean	21-4	224	10.7	26-47	.553	2-7	.286	14-22	.636	20	24	44	2.1	43	3	8	16	7	6	68	3.2
04	JOHNSON, Taishaun	8-0	76	9.5	7-23	.304	0-5	.000	7-12	.583	3	11	14	1.8	8	0	5	6	1	2	21	2.6
33	NWANKWO, Jonathan	8-0	22	2.8	2-5	.400	0-0	.000	1-2	.500	1	2	3	0.4	5	0	0	1	1	0	5	0.6
15	BERNSTEIN, Ryan	10-0	45	4.5	1-5	.200	0-2	.000	1-2	.500	2	2	4	0.4	6	0	2	0	0	5	3	0.3
	Team										35	30	65					10				
	Total.....	28	5627		730-1695	.431	210-629	.334	395-537	.736	317	668	985	35.2	532	21	328	367	89	171	2065	73.8
	Opponents.....	28	5625		744-1626	.458	205-601	.341	386-542	.712	278	685	963	34.4	518	-	399	377	90	156	2079	74.2

TEAM STATISTICS	KENTST	OPP
SCORING	2065	2079
Points per game	73.8	74.2
Scoring margin	-0.5	-
FIELD GOALS-ATT	730-1695	744-1626
Field goal pct	.431	.458
3 POINT FG-ATT	210-629	205-601
3-point FG pct	.334	.341
3-pt FG made per game	7.5	7.3
FREE THROWS-ATT	395-537	386-542
Free throw pct	.736	.712
F-Throws made per game	14.1	13.8
REBOUNDS	985	963
Rebounds per game	35.2	34.4
Rebounding margin	+0.8	-
ASSISTS	328	399
Assists per game	11.7	14.3
TURNOVERS	367	377
Turnovers per game	13.1	13.5
Turnover margin	+0.4	-
Assist/turnover ratio	0.9	1.1
STEALS	171	156
Steals per game	6.1	5.6
BLOCKS	89	90
Blocks per game	3.2	3.2
ATTENDANCE	34676	48008
Home games-Avg/Game	13-2667	12-3798
Neutral site-Avg/Game	-	3-811

Score by Periods	1st	2nd	OT	Totals
Kent State	933	1115	17	2065
Opponents	953	1117	9	2079

	Date	Opponent		Score	Att.
	11/11/17	vs Youngstown State	W	111-78	2434
	11/16/17	OHIO CHRISTIAN	W	90-45	2440
	11/19/17	MISSISSIPPI VALLEY STATE	W	80-67	2005
	11/21/17	SOUTHEASTERN LOUISIA	L	66-70	1827
	11/24/17	vs Valparaiso	L	67-77	0
	11/25/17	vs Loyola Chicago	L	60-75	0
	11/29/17	at Norfolk State	W	79-70	1825
	12/2/17	CLEVELAND STATE	W	72-62	2511
	12/06/17	at Xavier	L	70-96	10292
	12/9/17	at Wright State	L	54-63	3448
	12/18/17	NORTHEASTERN	L	69-81	1963
	12/21/17	OREGON STATE	W	79-78	3279
	12/28/17	at UAlbany	L	68-78	2579
*	01/02/18	at Northern Illinois	L	61-75	918
*	01/06/18	CENTRAL MICHIGAN	W	85-69	2217
*	1/9/18	at Miami	L	69-80	884
*	01/12/18	OHIO	W	70-69	2114
*	01/16/18	WESTERN MICHIGAN	W	73-71	2585
*	01/20/18	at TOLEDO	L	65-72	4970
*	01/23/18	BALL STATE	Wot	88-80	2430
*	1/27/18	at Central Michigan	W	84-76	2967
*	01/30/18	BUFFALO	W	82-79	2877
*	02/03/18	at Bowling Green	L	62-70	3540
*	02/06/18	EASTERN MICHIGAN	L	67-71	2373
*	2/9/18	at Ball State	L	68-87	4105
*	2/13/18	at Buffalo	L	72-84	3707
*	02/17/18	AKRON	W	78-68	6055
*	02/20/18	at Ohio	L	76-88	6339

* - Conference game

Conference stats

THE STAT CREW SYSTEM
Kent State Combined Team Statistics (as of Feb 21, 2018)
Conference games

RECORD:	OVERALL	HOME	AWAY	NEUTRAL
ALL GAMES	7-8	6-1	1-7	0-0
CONFERENCE	7-8	6-1	1-7	0-0
NON-CONFERENCE	0-0	0-0	0-0	0-0

					Total		3-Point		F-Throw		Rebounds											
##	Player	gp-gs	min	avg	fg-fga	fg%	3fg-fga	3fg%	ft-fta	ft%	off	def	tot	avg	pf	dq	a	to	blk	stl	pts	avg
23	WALKER, Jaylin	15-12	496	33.1	83-210	.395	49-129	.380	44-53	.830	21	43	64	4.3	27	0	27	42	2	12	259	17.3
55	ZABO, Kevin	15-12	479	31.9	80-192	.417	21-67	.313	34-46	.739	7	39	46	3.1	42	2	32	27	1	16	215	14.3
01	DE LA ROSA, Adonis	15-15	449	29.9	70-127	.551	0-0	.000	48-65	.738	46	78	124	8.3	50	2	17	50	8	11	188	12.5
00	AVERY, Jalen	15-15	509	33.9	46-115	.400	23-65	.354	23-28	.821	10	36	46	3.1	16	1	50	12	0	12	138	9.2
05	PIPPEN, Danny	15-14	318	21.2	39-88	.443	14-34	.412	20-24	.833	26	70	96	6.4	40	1	9	18	20	3	112	7.5
02	DULING, BJ	15-0	223	14.9	36-74	.486	6-16	.375	10-19	.526	9	27	36	2.4	32	1	5	10	6	5	88	5.9
32	RIDENOUR, Desmond	15-0	223	14.9	21-46	.457	2-7	.286	4-10	.400	4	17	21	1.4	27	1	8	13	2	13	48	3.2
13	PETERSON, Mitch	15-6	265	17.7	17-50	.340	5-26	.192	7-11	.636	11	29	40	2.7	12	0	11	7	1	13	46	3.1
03	FREDERICK, Akiean	8-1	47	5.9	3-6	.500	0-1	.000	0-0	.000	1	7	8	1.0	9	1	1	4	1	0	6	0.8
33	NWANKWO, Jonathan	4-0	4	1.0	0-0	.000	0-0	.000	0-0	.000	0	1	1	0.3	1	0	0	0	0	0	0	0.0
15	BERNSTEIN, Ryan	4-0	13	3.3	0-0	.000	0-0	.000	0-0	.000	0	1	1	0.3	2	0	1	0	0	0	0	0.0
	Team										18	15	33					8				
	Total.....	15	3026		395-908	.435	120-345	.348	190-256	.742	153	363	516	34.4	258	9	161	191	41	85	1100	73.3
	Opponents.....	15	3025		417-891	.468	116-331	.350	189-259	.730	140	377	517	34.5	261	-	223	184	50	91	1139	75.9

TEAM STATISTICS	KENTST	OPP
SCORING	1100	1139
Points per game	73.3	75.9
Scoring margin	-2.6	-
FIELD GOALS-ATT	395-908	417-891
Field goal pct	.435	.468
3 POINT FG-ATT	120-345	116-331
3-point FG pct	.348	.350
3-pt FG made per game	8.0	7.7
FREE THROWS-ATT	190-256	189-259
Free throw pct	.742	.730
F-Throws made per game	12.7	12.6
REBOUNDS	516	517
Rebounds per game	34.4	34.5
Rebounding margin	-0.1	-
ASSISTS	161	223
Assists per game	10.7	14.9
TURNOVERS	191	184
Turnovers per game	12.7	12.3
Turnover margin	-0.5	-
Assist/turnover ratio	0.8	1.2
STEALS	85	91
Steals per game	5.7	6.1
BLOCKS	41	50
Blocks per game	2.7	3.3
ATTENDANCE	20651	27430
Home games-Avg/Game	7-2950	8-3429
Neutral site-Avg/Game	-	0-0

Score by Periods	1st	2nd	OT	Totals
Kent State	509	574	17	1100
Opponents	545	585	9	1139

	Date	Opponent		Score	Att.
*	01/02/18	at Northern Illinois	L	61-75	918
*	01/06/18	CENTRAL MICHIGAN	W	85-69	2217
*	1/9/18	at Miami	L	69-80	884
*	01/12/18	OHIO	W	70-69	2114
*	01/16/18	WESTERN MICHIGAN	W	73-71	2585
*	01/20/18	at TOLEDO	L	65-72	4970
*	01/23/18	BALL STATE	Wot	88-80	2430
*	1/27/18	at Central Michigan	W	84-76	2967
*	01/30/18	BUFFALO	W	82-79	2877
*	02/03/18	at Bowling Green	L	62-70	3540
*	02/06/18	EASTERN MICHIGAN	L	67-71	2373
*	2/9/18	at Ball State	L	68-87	4105
*	2/13/18	at Buffalo	L	72-84	3707
*	02/17/18	AKRON	W	78-68	6055
*	02/20/18	at Ohio	L	76-88	6339

* - Conference game

Season Extended Stats

THE STAT CREW SYSTEM
Kent State Extended Season Box Score (as of Feb 21, 2018)
All games

RECORD:	OVERALL	HOME	AWAY	NEUTRAL
ALL GAMES	13-15	10-3	2-10	1-2
CONFERENCE	7-8	6-1	1-7	0-0
NON-CONFERENCE	6-7	4-2	1-3	1-2

					Total		3-Point		F-Throw		Rebounds																	
##	Player	gp-gs	min	avg	fg-fga	fg%	3fg-fga	3fg%	ft-fta	ft%	off	def	tot	avg	pf	dq	a	a/g	to	to/g	a/to	blk	blk/g	stl	stl/g	pts	avg
23	WALKER, Jaylin	25-21	819	32.8	143-366	.391	73-211	.346	76-94	.809	32	60	92	3.7	42	0	49	1.96	67	2.68	0.73	3	0.12	25	1.00	435	17.4
55	ZABO, Kevin	28-18	778	27.8	119-290	.410	37-113	.327	63-81	.778	12	62	74	2.6	78	4	61	2.18	45	1.61	1.36	2	0.07	28	1.00	338	12.1
01	DE LA ROSA, Adonis	28-26	720	25.7	118-204	.578	0-0	.000	99-125	.792	84	131	215	7.7	98	7	28	1.00	91	3.25	0.31	16	0.57	16	0.57	335	12.0
00	AVERY, Jalen	28-28	925	33.0	91-220	.414	40-112	.357	47-57	.825	17	58	75	2.7	22	1	106	3.79	21	0.75	5.05	0	0.00	19	0.68	269	9.6
05	PIPPEN, Danny	27-18	531	19.7	72-164	.439	25-63	.397	39-49	.796	52	110	162	6.0	77	1	14	0.52	41	1.52	0.34	36	1.33	10	0.37	208	7.7
02	DULING, BJ	28-7	457	16.3	61-151	.404	10-33	.303	21-44	.477	21	56	77	2.8	61	1	14	0.50	23	0.82	0.61	15	0.54	13	0.46	153	5.5
32	RIDENOUR, Desmond	28-1	460	16.4	51-109	.468	8-27	.296	15-30	.500	14	48	62	2.2	57	2	20	0.71	27	0.96	0.74	5	0.18	24	0.86	125	4.5
13	PETERSON, Mitch	27-17	570	21.1	39-111	.351	15-56	.268	12-19	.632	24	74	98	3.6	35	2	21	0.78	19	0.70	1.11	3	0.11	23	0.85	105	3.9
03	FREDERICK, Akiean	21-4	224	10.7	26-47	.553	2-7	.286	14-22	.636	20	24	44	2.1	43	3	8	0.38	16	0.76	0.50	7	0.33	6	0.29	68	3.2
04	JOHNSON, Taishaun	8-0	76	9.5	7-23	.304	0-5	.000	7-12	.583	3	11	14	1.8	8	0	5	0.63	6	0.75	0.83	1	0.13	2	0.25	21	2.6
33	NWANKWO, Jonathan	8-0	22	2.8	2-5	.400	0-0	.000	1-2	.500	1	2	3	0.4	5	0	0	0.00	1	0.13	0.00	1	0.13	0	0.00	5	0.6
15	BERNSTEIN, Ryan	10-0	45	4.5	1-5	.200	0-2	.000	1-2	.500	2	2	4	0.4	6	0	2	0.20	0	0.00	99.00	0	0.00	5	0.50	3	0.3
	Total.....	28	5627		730-1695	.431	210-629	.334	395-537	.736	317	668	985	35.2	532	21	328	11.71	367	13.11	0.89	89	3.18	171	6.11	2065	73.8
	Opponents.....	28	5625		744-1626	.458	205-601	.341	386-542	.712	278	685	963	34.4	518	-	399	14.25	377	13.46	1.06	90	3.21	156	5.57	2079	74.2

Score by Periods	1st	2nd	OT	Totals
Kent State	933	1115	17	2065
Opponents	953	1117	9	2079

Season Metrics

##	Player	Min	AST%	EFG%	TS%	Usg%	DRB%	ORB%	TRB%
00	AVERY, Jalen	925	20.8	.505	.549	14.1	7.5	2.1	4.7
15	BERNSTEIN, Ryan	45	7.1	.200	.255	6.4	5.3	5.0	5.1
01	DE LA ROSA, Adonis	720	8.0	.578	.647	23.8	21.6	13.1	17.3
02	DULING, BJ	457	5.9	.437	.449	20.7	14.6	5.2	9.7
03	FREDERICK, Akiean	224	6.7	.574	.600	15.9	12.7	10.0	11.3
04	JOHNSON, Taishaun	76	11.8	.304	.371	22.1	17.2	4.4	10.6
33	NWANKWO, Jonathan	22	0.0	.400	.425	15.3	10.8	5.1	7.9
13	PETERSON, Mitch	570	6.3	.419	.440	11.9	15.4	4.7	9.9
05	PIPPEN, Danny	531	5.1	.515	.560	20.9	24.6	11.0	17.6
32	RIDENOUR, Desmond	460	8.1	.505	.511	15.9	12.4	3.4	7.8
23	WALKER, Jaylin	819	12.6	.490	.534	28.4	8.7	4.4	6.5
55	ZABO, Kevin	778	15.8	.474	.519	23.3	9.5	1.7	5.5

Estimated possessions: 1986.8
Team offensive rating (ORtg): 103.9
Team defensive rating (DRtg): 104.6

AST% - An estimate of the pct of teammate field goals assisted while on the floor
EFG% - Effective FG% (adjusts to include additional points from 3FGs)
TS% - True Shooting% (takes into account field goals, 3-point field goals, and free throws
Usg% - An estimate of the pct of team plays used while on the floor
DRB% - An estimate of the pct of available defensive rebounds grabbed while on the floor
ORB% - An estimate of the pct of available offensive rebounds grabbed while on the floor
TRB% - An estimate of the pct of all available rebounds grabbed while on the floor

ORtg - Offensive rating - points scored per 100 possessions
DRtg - Defensive rating - points allowed per 100 possessions

Team Game-By-Game Statistics

TEAM STATISTICS

				Total		3-Pointers		Free throws		Rebounds										
Opponent	Date	Score		fg-fga	pct	3fg-fga	pct	ft-fta	pct	off	def	tot	avg	pf	a	t/o	blk	stl	pts	avg
vs Youngstown State	11/11/17	111-78	W	41-75	.547	2-14	.143	27-34	.794	17	40	57	57.0	25	19	13	6	8	111	111.0
OHIO CHRISTIAN	11/16/17	90-45	W	32-72	.444	10-26	.385	16-25	.640	16	32	48	52.5	14	12	6	6	6	90	100.5
MISSISSIPPI VALLEY STA	11/19/17	80-67	W	29-57	.509	8-23	.348	14-23	.609	10	23	33	46.0	17	20	13	7	11	80	93.7
SOUTHEASTERN LOUISI	11/21/17	66-70	L	23-62	.371	8-31	.258	12-16	.750	14	18	32	42.5	22	11	9	5	6	66	86.8
vs Valparaiso	11/24/17	67-77	L	21-54	.389	9-26	.346	16-22	.727	10	19	29	39.8	20	11	20	1	3	67	82.8
vs Loyola Chicago	11/25/17	60-75	L	21-58	.362	8-22	.364	10-16	.625	10	20	30	38.2	19	11	8	2	6	60	79.0
at Norfolk State	11/29/17	79-70	W	22-55	.400	9-23	.391	26-31	.839	13	31	44	39.0	18	12	17	7	5	79	79.0
CLEVELAND STATE	12/2/17	72-62	W	27-68	.397	5-26	.192	13-16	.813	18	23	41	39.2	13	10	9	3	5	72	78.1
at Xavier	12/06/17	70-96	L	24-59	.407	6-16	.375	16-22	.727	10	17	27	37.9	26	14	12	4	4	70	77.2
at Wright State	12/9/17	54-63	L	19-52	.365	6-17	.353	10-14	.714	8	28	36	37.7	27	11	24	1	12	54	74.9
NORTHEASTERN	12/18/17	69-81	L	26-51	.510	6-15	.400	11-17	.647	7	14	21	36.2	21	9	18	1	9	69	74.4
OREGON STATE	12/21/17	79-78	W	22-56	.393	10-25	.400	25-32	.781	12	24	36	36.2	27	14	16	3	7	79	74.8
at UAlbany	12/28/17	68-78	L	28-68	.412	3-20	.150	9-13	.692	19	16	35	36.1	25	13	11	2	4	68	74.2
at Northern Illinois	01/02/18	61-75	L	22-59	.373	4-25	.160	13-18	.722	14	18	32	35.8	23	7	13	3	7	61	73.3
CENTRAL MICHIGAN	01/06/18	85-69	W	28-57	.491	11-26	.423	18-24	.750	8	29	37	35.9	12	15	15	3	6	85	74.1
at Miami	1/9/18	69-80	L	25-61	.410	5-18	.278	14-19	.737	10	23	33	35.7	19	9	9	4	8	69	73.8
OHIO	01/12/18	70-69	W	25-56	.446	8-18	.444	12-23	.522	9	24	33	35.5	14	7	10	1	4	70	73.5
WESTERN MICHIGAN	01/16/18	73-71	W	27-65	.415	13-23	.565	6-7	.857	11	23	34	35.4	15	15	14	1	5	73	73.5
at TOLEDO	01/20/18	65-72	L	26-54	.481	8-19	.421	5-11	.455	7	27	34	35.4	17	9	10	3	2	65	73.1
BALL STATE	01/23/18	88-80	Wot	35-73	.479	7-25	.280	11-13	.846	10	32	42	35.7	15	13	14	4	7	88	73.8
at Central Michigan	1/27/18	84-76	W	28-61	.459	9-27	.333	19-26	.731	12	29	41	36.0	17	9	15	2	5	84	74.3
BUFFALO	01/30/18	82-79	W	26-57	.456	8-21	.381	22-25	.880	9	21	30	35.7	15	12	10	1	5	82	74.6
at Bowling Green	02/03/18	62-70	L	23-56	.411	6-22	.273	10-15	.667	9	28	37	35.7	17	7	15	3	5	62	74.1
EASTERN MICHIGAN	02/06/18	67-71	L	24-57	.421	9-24	.375	10-14	.714	15	22	37	35.8	18	14	19	3	6	67	73.8
at Ball State	2/9/18	68-87	L	24-58	.414	8-23	.348	12-15	.800	6	20	26	35.4	19	12	13	2	4	68	73.6
at Buffalo	2/13/18	72-84	L	28-71	.394	8-25	.320	8-12	.667	10	22	32	35.3	19	14	12	2	8	72	73.5
AKRON	02/17/18	78-68	W	23-54	.426	10-24	.417	22-24	.917	11	24	35	35.3	21	8	14	6	7	78	73.7
at Ohio	02/20/18	76-88	L	31-69	.449	6-25	.240	8-10	.800	12	21	33	35.2	17	10	8	3	6	76	73.8
Kent State		2065		730-1695	.431	210-629	.334	395-537	.736	317	668	985	35.2	532	328	367	89	171	2065	73.8
Opponents		2079		744-1626	.458	205-601	.341	386-542	.712	278	685	963	34.4	518	399	377	90	156	2079	74.2

Games played: 28
Points/game: 73.8
FG Pct: 43.1
3FG Pct: 33.4
FT Pct: 73.6

Rebounds/game: 35.2
Assists/game: 11.7
Turnovers/game: 13.1
Assist/turnover ratio: 0.9
Steals/game: 6.1
Blocks/game: 3.2

Opponent Game-By-Game Statistics

OPPONENT STATISTICS

				Total		3-Pointers		Free throws		Rebounds										
Opponent	Date	Score		fg-fga	pct	3fg-fga	pct	ft-fta	pct	off	def	tot	avg	pf	a	t/o	blk	stl	pts	avg
vs Youngstown State	11/11/17	111-78	W	30-79	.380	6-20	.300	12-30	.400	21	20	41	41.0	29	14	12	2	7	78	78.0
OHIO CHRISTIAN	11/16/17	90-45	W	17-54	.315	9-31	.290	2-7	.286	4	23	27	34.0	20	10	18	2	3	45	61.5
MISSISSIPPI VALLEY STA	11/19/17	80-67	W	27-59	.458	5-13	.385	8-13	.615	11	21	32	33.3	23	15	16	3	2	67	63.3
SOUTHEASTERN LOUISI	11/21/17	66-70	L	24-51	.471	6-19	.316	16-24	.667	12	25	37	34.2	16	10	15	3	6	70	65.0
vs Valparaiso	11/24/17	67-77	L	26-53	.491	3-15	.200	22-28	.786	8	25	33	34.0	21	12	16	3	6	77	67.4
vs Loyola Chicago	11/25/17	60-75	L	27-53	.509	12-22	.545	9-12	.750	8	32	40	35.0	15	17	15	0	4	75	68.7
at Norfolk State	11/29/17	79-70	W	27-69	.391	8-24	.333	8-13	.615	13	23	36	35.1	23	15	11	5	5	70	68.9
CLEVELAND STATE	12/2/17	72-62	W	24-56	.429	8-22	.364	6-14	.429	12	23	35	35.1	14	8	16	7	3	62	68.0
at Xavier	12/06/17	70-96	L	33-62	.532	6-18	.333	24-25	.960	12	27	39	35.6	18	21	9	4	4	96	71.1
at Wright State	12/9/17	54-63	L	20-52	.385	4-22	.182	19-26	.731	7	24	31	35.1	17	10	16	4	9	63	70.3
NORTHEASTERN	12/18/17	69-81	L	26-46	.565	9-23	.391	20-23	.870	7	20	27	34.4	16	17	19	0	6	81	71.3
OREGON STATE	12/21/17	79-78	W	23-55	.418	6-23	.261	26-36	.722	14	22	36	34.5	27	7	19	3	6	78	71.8
at UAlbany	12/28/17	68-78	L	23-46	.500	7-18	.389	25-32	.781	9	23	32	34.3	18	20	11	4	4	78	72.3
at Northern Illinois	01/02/18	61-75	L	24-55	.436	4-15	.267	23-26	.885	15	27	42	34.9	19	9	12	1	6	75	72.5
CENTRAL MICHIGAN	01/06/18	85-69	W	26-67	.388	11-31	.355	6-8	.750	12	20	32	34.7	22	10	16	4	5	69	72.3
at Miami	1/9/18	69-80	L	29-56	.518	10-25	.400	12-22	.545	9	26	35	34.7	22	16	13	3	6	80	72.8
OHIO	01/12/18	70-69	W	25-53	.472	9-19	.474	10-13	.769	5	26	31	34.5	18	15	14	3	5	69	72.5
WESTERN MICHIGAN	01/16/18	73-71	W	26-55	.473	3-17	.176	16-24	.667	8	25	33	34.4	12	9	11	4	7	71	72.4
at TOLEDO	01/20/18	65-72	L	26-61	.426	6-21	.286	14-19	.737	10	25	35	34.4	9	18	6	3	4	72	72.4
BALL STATE	01/23/18	88-80	Wot	28-68	.412	11-29	.379	13-18	.722	10	27	37	34.5	19	15	16	5	7	80	72.8
at Central Michigan	1/27/18	84-76	W	27-65	.415	8-28	.286	14-18	.778	10	26	36	34.6	20	14	12	3	6	76	73.0
BUFFALO	01/30/18	82-79	W	30-54	.556	8-19	.421	11-14	.786	2	20	22	34.0	24	16	10	2	5	79	73.2
at Bowling Green	02/03/18	62-70	L	27-63	.429	8-24	.333	8-11	.727	10	27	37	34.2	15	15	10	3	5	70	73.1
EASTERN MICHIGAN	02/06/18	67-71	L	29-60	.483	4-16	.250	9-13	.692	11	20	31	34.0	15	17	13	6	11	71	73.0
at Ball State	2/9/18	68-87	L	34-60	.567	8-20	.400	11-17	.647	10	29	39	34.2	17	19	13	1	4	87	73.6
at Buffalo	2/13/18	72-84	L	33-63	.524	7-22	.318	11-15	.733	11	33	44	34.6	13	19	13	6	8	84	74.0
AKRON	02/17/18	78-68	W	21-53	.396	9-21	.429	17-24	.708	10	20	30	34.4	23	12	14	5	6	68	73.7
at Ohio	02/20/18	76-88	L	32-58	.552	10-24	.417	14-17	.824	7	26	33	34.4	13	19	11	1	6	88	74.2
Opponents		2079		744-1626	.458	205-601	.341	386-542	.712	278	685	963	34.4	518	399	377	90	156	2079	74.2
Kent State		2065		730-1695	.431	210-629	.334	395-537	.736	317	668	985	35.2	532	328	367	89	171	2065	73.8

Games played: 28
Points/game: 74.2
FG Pct: 45.8
3FG Pct: 34.1
FT Pct: 71.2

Rebounds/game: 34.4
Assists/game: 14.3
Turnovers/game: 13.5
Assist/turnover ratio: 1.1
Steals/game: 5.6
Blocks/game: 3.2

Inside The Numbers

Single Game Highs

Kent State

Points: 27, Jayin Walker vs. Akron (2/17/18)
FG Made: 10, Jaylin Walker vs. SE Louisiana (11/21/17)
FG Att: 27, Jaylin Walker vs. Albany (12/28/17)
FG %*: .900, Adonis De La Rosa vs. Youngstown State (11/11/17)
3FG Made: 7, Jaylin Walker vs. Akron (2/17/18)
3FG Att: 13, 2 times, most recent Jaylin Walker at Bowling Green (2/3/18)
FT Made: 13, 2 times, most recent Jaylin Walker vs. Oregon State (12/21/17)
FT Att: 14, 2 times, most recent Jaylin Walker vs. Oregon State (12/21/17)
FT %*: 1.000 (8), Adonis De La Rosa vs. MVSU (11/19/17)
Rebounds: 16, Danny Pippen vs. Ball State (1/23/18)
Assists: 10, Jalen Avery vs. MVSU (11/19/17)
Steals: 4, Ryan Bernstein vs. Wright State (12/9/17)
Blocks: 3, most recent, Danny Pippen vs. Ohio (2/20/18)
*Minimum eight attempts

Opponents

Points: 26, Trevon Bluiett, Xavier (12/6/17)
FG Made: 9, 3 times, most recent Jeremy Harris, Buffalo (2/13/18)
FG Att: 26, Cameron Morse, Youngstown State (11/11/17)
FG %*: .778, Eddy Polanco, SE Louisiana (11/21/17)
3FG Made: 5, Jordan Dartis, Ohio (2/20/18)
3FG Att: 10, 2x most recent, Jordan Dartis, Ohio (2/20/18)
FT Made: 14, Levi Bradley, Northern Illinois (1/2/18)
FT Att: 14, most recent, Levi Bradley, Northern Illinois (1/2/18)
FT %*: 1.000 (14) Levi Bradley, Northern Illinois (1/2/18)
Rebounds: 14, Levi Bradley, Northern Illinois (1/2/18)
Assists: 9, most recent, Joe Cremo, Albany (12/28/17)
Steals: 5, most recent, James Lacey, Northern Illinois (1/2/18)
Blocks: 3, 2x most recent Jayvon Graves, Buffalo (2/13/18)
*Minimum eight attempts

Kent State's Record When...

Scenario	Record
Leading at the half:	9-2
Trailing at the half:	4-11
Tied at the half:	0-2
Outrebounding opponent:	11-3
Outrebounded by opponent:	1-10
Commit more turnovers than opponent:	4-7
Commit less turnovers than opponent:	7-6
Commit 10 or more turnovers:	11-11
Commit less than 10 turnovers:	2-5
When shooting 50.0% or higher:	2-1
When shooting less than 50.0%:	11-14
Overtime games:	1-0
More bench points than opponent:	9-4
Inside The M.A.C. Center:	10-3
On the Road:	2-10
At a neutral site:	1-2
Against ranked teams:	0-1
In blue jerseys:	0-2
In gold jerseys:	2-5
In white jerseys:	4-2
In grey jerseys:	6-2
In black jerseys	1-4
In November:	4-3
In December:	2-4
In January:	5-3
In February:	1-4
In March:	0-0
When KSU scores less than 50 points:	0-0
When KSU scores 50-59 points:	0-1
When KSU scores 60-69 points:	0-11
When KSU scores 70-79 points	6-3
When KSU scores 80+ points:	6-0

Scoring Margin Breakdown

Total	1	2	3	4	5	6	7	8	9	10	11-15	16-20	21+
Win	2	1	1	0	0	0	0	2	1	2	1	1	2
Loss	0	0	0	2	0	0	1	1	1	1	6	1	1

Charting the Numbers

	Season	Career
Double-Digit Scoring Games		
Jaylin Walker	23 (11-12)	56 (31-25)
Adonis De La Rosa	19 (10-9)	20 (11-9)
Kevin Zabo	18 (9-9)	25 (12-13)
Jalen Avery	14 (8-6)	19 (12-7)
Danny Pippen	10 (6-4)	12 (8-4)
Desmond Ridenour	4 (1-3)	9 (2-7)
Akiean Frederick	2 (1-1)	2 (1-1)
BJ Duling	5 (4-1)	5 (4-1)
Mitch Peterson	1 (0-1)	9 (6-3)
20-Point Games		
Jaylin Walker	8 (4-4)	18 (10-8)
Adonis De La Rosa	4 (3-1)	4 (3-1)
Jalen Avery		1 (1-0)
Kevin Zabo	4 (3-1)	4 (3-1)
Danny Pippen	1 (1-0)	1 (1-0)
Scoring Leaders		
Jaylin Walker	14 (6-8)	28 (12-16)
Kevin Zabo	8 (5-3)	8 (5-3)
Adonis De La Rosa	5 (2-3)	5 (2-3)
Akiean Frederick	1 (0-1)	1 (0-1)
Danny Pippen	3 (1-2)	3 (1-2)
Jalen Avery	1 (0-1)	1 (0-1)
10+ Rebound Games		
Adonis De La Rosa	8 (6-2)	8 (6-2)
Danny Pippen	4 (2-2)	4 (2-2)
Jaylin Walker		1 (1-0)
Rebounding Leaders		
Adonis De La Rosa	18 (9-9)	19 (10-9)
Mitch Peterson	6 (2-4)	7 (3-4)
Danny Pippen	9 (4-5)	9 (4-5)
Jalen Avery	2 (1-1)	2 (1-1)
BJ Duling	1 (1-0)	1 (1-0)
Kevin Zabo	1 (1-0)	1 (1-0)
Jaylin Walker	1 (0-1)	3 (1-1)
Desmond Ridenour		1 (0-1)
Double-Doubles		
Adonis De La Rosa	6 (6-0)	7 (7-0)
Danny Pippen	4 (2-2)	4 (2-2)
Jaylin Walker		1 (1-0)
Assist Leaders		
Jalen Avery	20 (9-11)	33 (18-15)
Jaylin Walker	7 (5-2)	10 (8-2)
Kevin Zabo	8 (3-5)	11 (5-6)
Adonis De La Rosa	1 (1-0)	1 (1-0)
Desmond Ridenour		9 (2-7)
Mitch Peterson		1 (1-0)
Danny Pippen		1 (1-0)
BJ Duling	1 (0-1)	1 (0-1)
Desmond Ridenour	1 (0-1)	1 (0-1)

* ( ) Team's record in those games
* Game highs include games when tied with another player

KSU AT HOME THE LAST 18 YEARS

Year	W-L	Pct.
1998-99	13-1	.928
1999-00	13-1	.928
2000-01	10-2	.833
2001-02	12-0	1.000
2002-03	9-5	.643
2003-04	11-3	.786
2004-05	12-2	.857
2005-06	12-2	.857
2006-07	11-2	.846
2007-08	16-0	1.000
2008-09	13-3	.813
2009-10	14-2	.875
2010-11	13-2	.867
2011-12	12-3	.800
2012-13	12-6	.667
2013-14	11-7	.611
2014-15	12-4	.750
2015-16	13-3	.813
2016-17	10-6	.625
2017-18	10-3	.769
Total	245-59	.806

KENT STATE'S YEAR-BY-YEAR RUN

Year	Record	Postseason
2017-18	13-14; 6-7	-
2016-17	22-14; 10-8	NCAA 1st round
2015-16	19-13; 10-8	-
2014-15	23-12; 12-6	CIT quarters
2013-14	16-16; 7-11	-
2012-13	21-14; 9-7	CIT 2nd round
2011-12	21-12; 10-6	CIT
2010-11	25-12; 12-4	NIT quarters
2009-10	24-10; 13-3	NIT 2nd round
2008-09	19-15; 10-6	CIT
2007-08	28-7; 13-3	NCAA
2006-07	21-11; 12-4	-
2005-06	25-9; 15-3	NCAA
2004-05	20-13; 11-7	NIT
2003-04	22-9; 13-5	NIT
2002-03	22-9; 12-6	NIT
2001-02	30-6; 17-1	NCAA Elite 8
2000-01	24-10; 13-5	NCAA 2nd round
1999-00	23-8; 13-5	NIT quarters
1998-99	23-7; 13-5	NCAA

SINCE 1998-99 BY THE NUMBERS

437	Number of wins by Kent State
10	Post-season wins
6	NIT Appearances
6	NCAA Appearances

THE LAST TIME KENT STATE...

BUZZER BEATERS		(WITH 0:00 ON THE CLOCK)
Won on a buzzer beater	*Kris Brewer, driving layup*	*March 6, 2015 vs Akron (79-77)*
Lost on a buzzer beater	*Bryquis Perine, three-pointer*	*Nov. 15, 2009 vs Green Bay (87-86 ot)*

SCORING		
Scored 100 points	*(W, 111-78)*	*Nov. 11, 2017 vs. Youngstown STate*
Scored 90-99 points	*(L, 105-98 ot)*	*Jan. 28, 2017 vs. Central Michigan*
Scored less than 50 points	*(L, 50-49)*	*Jan. 29, 2014 vs. Northern Illinois*
Scored less than 50 points and won	*(W, 49-47)*	*March 14, 2008 vs Miami*
Allowed 100 points	*(W, 116-106)*	*March 6, 2017 vs. Central Michigan*
Allowed 90 points	*(L, 96-70)*	*Dec. 6, 2017 vs Xavier*
Allowed less than 50 points	*45 (90-45)*	*Nov. 16, 2017 vs Ohio Christian*
Won by 50+ points	*56 (111-55)*	*Nov. 18, 2016 vs Hiram*
Won by 40+ points	*45 (90-45)*	*Nov. 16, 2017 vs Ohio Christian*
Won by 30+ points	*45 (90-45)*	*Nov. 16, 2017 vs Ohio Christian*

SHOOTING		
Shot 60 percent or better from the field	*62.3 (33-53)*	*Jan. 14, 2017 at Western Michigan*
Shot 60 percent or better from three	*69.2 (9-13)*	*March 1, 2014 at Ohio*
Shot 70 percent or better from three	*77.8 (7-9)*	*Dec. 4, 2002 at Rhode Island*
Shot 80 percent or better from three	*81.8 (9-11)*	*Dec. 21, 1992 at Niagara*
Made 10-14 3-point field goals	*13*	*Jan. 16, 2018 vs. Western Michigan*
Made 15-plus 3-point field goals	*16*	*March 6, 2017 vs. Central Michigan*
Shot 90 percent or better from the foul line	*90% (18-20)*	*Feb. 14, 2017 vs. Miami*

TEAM STATS		
Had 50 or more rebounds	*53*	*Dec. 27, 2016 at Texas*
Had 20 or more assists	*20*	*Nov. 19, 2017 vs. Mississippi Valley State*
Had 30 or more assists	*30*	*Dec. 30, 2008 vs Shawnee State*
Had 8 or more blocked shots	*8*	*Dec. 2, 2016 vs Grambling State*
Had 15 or more steals	*15*	*Nov. 8, 2013 vs Ohio Northern*
Had 20 or more steals	*22*	*Nov. 24, 2002 vs. Urbana*
Had 5 or fewer turnovers	*5*	*Feb. 17, 2017 at Akron*

A KENT STATE PLAYER(S)	
Scored 30-39 points	*Jaylin Walker (30) vs. Akron, 3/11/17*
Scored 40-plus points	*Doug Grayson (41) at North Carolina, 12/6/67*
Two or more score 20-plus points	*Pippen (21) and De La Rosa (20) vs. Buffalo, 1/30/18*
Two players with a double-double	*vs. Central Michigan, 3/6/17* *Jimmy Hall (33 points, 14 rebounds)* *Jaylin Walker (29 points, 14 rebounds)*
No players in double figures	*at Ohio State, 11/12/06*
Five players in double figures	*vs. Central Michigan, 3/6/17* *Hall (33), Walker (29), Avery (24), Edwin (17), Peterson (10)*
Six players in double figures	*vs. Ball State, 1/23/18* *Zabo (21), Walker (17), De La Rosa (15), Pippen (11), Avery (10), Duling (10)*
Perfect at FT line (min. 10 att.)	*Kris Brewer (10-10) at Northern Illinois, 1/30/13*
Had 15-plus rebounds	*Danny Pippen (16), vs. Ball State, 1/23/18*
Had 10-plus assists	*Jalen Avery (10) vs Mississippi Valley State, 11/19/17*
Had 6-plus steals	*Michael Porrini (6) vs Buffalo, 3/10/11*
Had 5-plus blocked shots	*Adonis De La Rosa vs. Toledo, 1/21/17*

2017-18 Box Scores

GM #1: Kent State 111, Youngstown State 78
Sat., Nov. 11, 2017 * Akron, Ohio

Youngstown State 78 • 0-1

##	Player		Total FG-FGA	3-Ptr FG-FGA	FT-FTA	Rebounds Off	Def	Tot	PF	TP	A	TO	Blk	Stl	Min
00	ROBINSON, Tyree	*	5-6	0-0	0-1	3	1	4	3	10	0	0	0	0	8
01	HARTFIELD, Braun	*	4-16	0-4	6-11	3	4	7	4	14	4	2	1	2	35
23	SANTIAGO, Francisco	*	2-3	2-3	0-1	1	1	2	2	6	1	0	0	0	25
24	MORSE, Cameron	*	8-26	1-6	2-4	1	2	3	1	19	4	3	0	3	35
33	BOHANNON, Naz	*	4-11	1-2	0-4	3	5	8	2	9	0	4	0	0	25
02	HAYGOOD, Devin		1-1	0-0	0-1	1	2	3	4	2	0	1	0	0	11
04	BENTON, Jaylen		0-1	0-0	0-0	0	1	1	2	0	1	0	0	0	8
05	FERGUSON, Jeremiah		1-2	0-0	0-0	0	1	1	1	2	2	1	0	1	5
10	STROLLO, Ryan		0-1	0-1	0-1	0	0	0	1	0	1	0	0	0	8
13	WILBOURN, Alex		0-1	0-0	0-0	1	0	1	0	0	0	0	0	0	4
21	ANABIR, Noe		2-3	0-0	2-5	2	0	2	3	6	0	0	1	1	8
31	AKUCKIE, Michael		1-4	1-3	0-0	1	2	3	4	3	0	1	0	0	8
32	COVINGTON, Garrett		2-4	1-1	2-2	0	0	0	2	7	1	0	0	0	20
	Team					5	1	6							
	Totals		30-79	6-20	12-30	21	20	41	29	78	14	12	2	7	200

FG % 1st Half: 16-46 34.8% 2nd half: 14-33 42.4% Game: 30-79 38.0%
3FG % 1st Half: 5-13 38.5% 2nd half: 1-7 14.3% Game: 6-20 30.0%
FT % 1st Half: 4-10 40.0% 2nd half: 8-20 40.0% Game: 12-30 40.0%

Deadball Rebounds 9,1

Kent State 111 • 1-0

##	Player		Total FG-FGA	3-Ptr FG-FGA	FT-FTA	Rebounds Off	Def	Tot	PF	TP	A	TO	Blk	Stl	Min
00	AVERY, Jalen	*	4-9	0-2	6-6	2	6	8	1	14	5	0	0	2	27
01	DE LA ROSA, Adonis	*	9-10	0-0	2-3	5	3	8	3	20	0	1	1	0	13
02	DULING, BJ	*	0-5	0-1	0-0	1	6	7	4	0	2	0	1	1	21
13	PETERSON, Mitch	*	4-9	0-2	1-1	0	5	5	1	9	2	1	0	0	20
23	WALKER, Jaylin	*	6-12	1-5	7-9	0	1	1	1	20	5	2	0	2	30
03	FREDERICK, Akiean		5-6	0-0	1-2	2	3	5	2	11	0	0	1	0	15
04	JOHNSON, Taishaun		3-6	0-0	1-2	1	5	6	3	7	2	2	0	0	18
05	PIPPEN, Danny		4-8	1-3	4-5	5	3	8	4	13	0	3	3	2	14
32	RIDENOUR, Desmond		5-6	0-1	2-2	0	3	3	3	12	1	3	0	1	20
33	NWANKWO, Jonathan		0-0	0-0	1-2	0	0	0	1	1	0	0	0	0	3
55	ZABO, Kevin		1-4	0-0	2-2	0	3	3	2	4	2	1	0	0	19
	Team					1	2	3							
	Totals		41-75	2-14	27-34	17	40	57	25	111	19	13	6	8	200

FG % 1st Half: 15-37 40.5% 2nd half: 26-38 68.4% Game: 41-75 54.7%
3FG % 1st Half: 2-12 16.7% 2nd half: 0-2 0.0% Game: 2-14 14.3%
FT % 1st Half: 14-18 77.8% 2nd half: 13-16 81.3% Game: 27-34 79.4%

Deadball Rebounds 4

Officials: Donnie Epply, Steve McJunkin, Bill Ek
Technical fouls: Youngstown State-None. Kent State-None.
Attendance: 2434

Score by periods	1st	2nd	Total
Youngstown State	41	37	**78**
Kent State	46	65	**111**

Points	In Paint	Off T/O	2nd Chance	Fast Break	Bench
YSU	40	10	23	0	20
KENTST	72	16	18	4	48

Last FG - YSU 2nd-01:34, KENTST 2nd-00:02.
Largest lead - YSU by 4 1st-13:57, KENTST by 33 2nd-00:02.
YSU led for 07:30. KENTST led for 27:36. Game was tied for 04:54.

Score tied - 9 times.
Lead changed - 7 times.

GM #2: Kent State 90, Ohio Christian 45
Thu, Nov. 16, 2017 * Kent, Ohio

Ohio Christian 45 • 2-4

##	Player		Total FG-FGA	3-Ptr FG-FGA	FT-FTA	Rebounds Off	Def	Tot	PF	TP	A	TO	Blk	Stl	Min
03	HEARN, Jalen		2-9	2-5	0-0	0	0	0	3	6	2	2	0	1	27
04	VAUGHN, Kaleb		0-5	0-4	0-0	0	1	1	1	0	1	1	1	0	21
05	GEIG, Dylan		2-6	1-4	0-0	0	3	3	4	5	2	1	0	0	17
10	JOHNSON, John		5-11	3-8	0-0	0	6	6	0	13	1	1	0	1	25
11	MUNDY, Troy		0-2	0-0	0-0	0	3	3	0	0	0	2	0	0	12
20	WYMAN, Corey		0-2	0-1	0-0	0	0	0	0	0	0	1	0	0	6
21	DOSUNMU, Yakub		1-5	0-2	1-3	0	2	2	1	3	2	2	0	0	13
22	VICKS, Tyrek		0-0	0-0	0-0	0	0	0	0	0	0	0	0	0	2
23	WINDLEY, Rael		3-6	2-4	0-0	1	5	6	3	8	1	2	0	0	22
24	WOODS, Thomas		1-3	1-3	1-4	0	0	0	2	4	0	1	0	0	16
32	HARTMAN, Rijnard		2-3	0-0	0-0	1	0	1	4	4	1	4	1	0	22
33	HENNEN, Mike		1-1	0-0	0-0	0	0	0	1	2	0	1	0	0	8
52	WILLIAMS, Genesis		0-1	0-0	0-0	0	0	0	1	0	0	0	0	1	9
	Team					2	3	5							
	Totals		17-54	9-31	2-7	4	23	27	20	45	10	18	2	3	200

FG % 1st Half: 7-31 22.6% 2nd half: 10-23 43.5% Game: 17-54 31.5%
3FG % 1st Half: 4-19 21.1% 2nd half: 5-12 41.7% Game: 9-31 29.0%
FT % 1st Half: 1-2 50.0% 2nd half: 1-5 20.0% Game: 2-7 28.6%

Deadball Rebounds 5,3

Kent State 90 • 2-0

##	Player		Total FG-FGA	3-Ptr FG-FGA	FT-FTA	Rebounds Off	Def	Tot	PF	TP	A	TO	Blk	Stl	Min
00	AVERY, Jalen	*	3-6	1-3	0-1	2	0	2	0	7	2	0	0	1	23
01	DE LA ROSA, Adonis	*	5-9	0-0	4-6	5	7	12	1	14	1	2	0	0	20
02	DULING, BJ	*	3-9	1-2	1-3	0	5	5	0	8	0	0	0	0	18
13	PETERSON, Mitch	*	0-5	0-2	0-0	0	3	3	1	0	1	0	1	0	23
23	WALKER, Jaylin	*	4-6	3-4	2-3	2	2	4	2	13	3	0	0	1	20
03	FREDERICK, Akiean		2-4	0-0	3-4	4	5	9	1	7	2	0	0	1	16
04	JOHNSON, Taishaun		3-8	0-3	3-5	2	0	2	0	9	2	1	1	1	19
05	PIPPEN, Danny		3-7	2-5	2-2	0	3	3	3	10	0	2	3	0	14
32	RIDENOUR, Desmond		3-9	1-3	0-0	1	5	6	3	7	0	0	0	2	19
33	NWANKWO, Jonathan		0-1	0-0	0-0	0	0	0	2	0	0	1	0	0	7
55	ZABO, Kevin		6-8	2-4	1-1	0	1	1	1	15	1	0	1	0	21
	Team					0	1	1							
	Totals		32-72	10-26	16-25	16	32	48	14	90	12	6	6	6	200

FG % 1st Half: 16-36 44.4% 2nd half: 16-36 44.4% Game: 32-72 44.4%
3FG % 1st Half: 6-17 35.3% 2nd half: 4-9 44.4% Game: 10-26 38.5%
FT % 1st Half: 9-13 69.2% 2nd half: 7-12 58.3% Game: 16-25 64.0%

Deadball Rebounds 7,1

Officials: Greg Langsdorf, Jesse Joseph, Jon Campbell
Technical fouls: Ohio Christian-None. Kent State-None.
Attendance: 2440

Score by periods	1st	2nd	Total
Ohio Christian	19	26	**45**
Kent State	47	43	**90**

Points	In Paint	Off T/O	2nd Chance	Fast Break	Bench
OCU	10	4	2	0	45
KENTST	40	16	20	13	48

Last FG - OCU 2nd-02:53, KENTST 2nd-01:04.
Largest lead - OCU by 3 1st-19:34, KENTST by 45 2nd-00:31.
OCU led for 00:23. KENTST led for 38:12. Game was tied for 01:25.

Score tied - 1 time.
Lead changed - 1 time.

GM #3: Kent State 80, MVSU 67
Sun., Nov. 19, 2017 * Kent, Ohio

Mississippi Valley State 67 • 0-4

##	Player		Total FG-FGA	3-Ptr FG-FGA	FT-FTA	Rebounds Off	Def	Tot	PF	TP	A	TO	Blk	Stl	Min
01	SCOTT, Dante	f	3-7	0-1	0-0	1	2	3	3	6	4	6	1	0	27
21	ANAKWENZE, Arinze	f	1-1	0-0	0-0	1	1	2	3	2	0	1	0	0	11
10	EJEH, Emmanuel	c	9-12	0-0	3-6	4	4	8	5	21	1	0	0	0	26
03	EVANS, Jordan	g	5-13	0-4	0-1	1	2	3	1	10	3	0	1	0	28
05	ECKWOOD, Tereke	g	5-12	3-5	4-4	1	3	4	1	17	5	2	0	2	32
00	LEWIS, Jeffery		1-1	1-1	0-0	0	2	2	0	3	1	1	0	0	15
12	HUNT, Lorenzo		0-1	0-0	0-0	0	1	1	1	0	0	0	0	0	5
15	DAVIS, Gemaal		1-6	0-0	1-2	2	1	3	1	3	0	2	0	0	14
20	CREIGHTON, Davere		2-6	1-2	0-0	0	4	4	1	5	0	2	0	0	15
22	NAHIMY, Nate		0-0	0-0	0-0	0	0	0	0	0	1	0	0	0	11
23	ALLEN, LaCurtis		0-0	0-0	0-0	0	0	0	2	0	0	1	0	0	4
24	TAYLOR, Henry		0-0	0-0	0-0	0	0	0	2	0	0	0	0	0	2
32	ALLISON, Kaleb		0-0	0-0	0-0	0	0	0	0	0	0	0	0	0	1
33	WATSON, Jamal		0-0	0-0	0-0	1	1	2	3	0	0	1	1	0	9
	Team					0	0	0							
	Totals		27-59	5-13	8-13	11	21	32	23	67	15	16	3	2	200

FG % 1st Half: 9-27 33.3% 2nd half: 18-32 56.3% Game: 27-59 45.8%
3FG % 1st Half: 2-7 28.6% 2nd half: 3-6 50.0% Game: 5-13 38.5%
FT % 1st Half: 7-8 87.5% 2nd half: 1-5 20.0% Game: 8-13 61.5%

Deadball Rebounds 3

Kent State 80 • 3-0

##	Player		Total FG-FGA	3-Ptr FG-FGA	FT-FTA	Rebounds Off	Def	Tot	PF	TP	A	TO	Blk	Stl	Min
02	DULING, BJ	f	5-9	0-1	3-7	1	1	2	0	13	3	1	1	3	30
01	DE LA ROSA, Adonis	c	3-3	0-0	8-8	4	6	10	3	14	2	4	1	0	20
00	AVERY, Jalen	g	2-5	1-4	0-0	0	4	4	0	5	10	0	0	0	33
13	PETERSON, Mitch	g	2-5	1-3	0-1	1	2	3	1	5	0	1	1	1	23
23	WALKER, Jaylin	g	8-15	3-8	0-0	0	1	1	2	19	2	5	0	1	28
03	FREDERICK, Akiean		1-2	1-1	1-2	1	0	1	2	4	0	0	1	1	10
04	JOHNSON, Taishaun		0-0	0-0	0-0	0	1	1	1	0	0	0	0	0	3
05	PIPPEN, Danny		5-8	1-1	1-1	0	3	3	1	12	0	1	3	2	17
32	RIDENOUR, Desmond		3-5	1-3	0-2	1	1	2	2	7	1	1	0	2	22
55	ZABO, Kevin		0-5	0-2	1-2	1	2	3	5	1	2	0	0	1	14
	Team					1	2	3							
	Totals		29-57	8-23	14-23	10	23	33	17	80	20	13	7	11	200

FG % 1st Half: 12-25 48.0% 2nd half: 17-32 53.1% Game: 29-57 50.9%
3FG % 1st Half: 4-11 36.4% 2nd half: 4-12 33.3% Game: 8-23 34.8%
FT % 1st Half: 6-12 50.0% 2nd half: 8-11 72.7% Game: 14-23 60.9%

Deadball Rebounds 6

Officials: Darryl Smith, Glenn Myborg, Josh White
Technical fouls: Mississippi Valley State-EJEH, Emmanuel. Kent State-DE LA ROSA, Adonis.
Attendance: 2005

Score by periods	1st	2nd	Total
Mississippi Valley State	27	40	**67**
Kent State	34	46	**80**

Points	In Paint	Off T/O	2nd Chance	Fast Break	Bench
MVSU	34	8	11	4	11
KENTST	36	11	7	8	24

Last FG - MVSU 2nd-00:14, KENTST 2nd-00:19.
Largest lead - MVSU by 1 1st-13:36, KENTST by 16 2nd-02:17.
MVSU led for 00:27. KENTST led for 37:26. Game was tied for 02:07.

Score tied - 2 times.
Lead changed - 2 times.

GM #4: Southeastern Louisiana 70, Kent State 66
Tue, Nov. 21, 2017 * Kent, Ohio

Southeastern Louisia 70 • 2-3

##	Player		Total FG-FGA	3-Ptr FG-FGA	FT-FTA	Rebounds Off	Def	Tot	PF	TP	A	TO	Blk	Stl	Min
13	Greenwood, Moses	f	1-7	0-0	3-4	3	2	5	5	5	1	2	0	1	26
23	Currington, James	f	4-6	0-0	1-1	2	1	3	2	9	0	0	0	1	28
00	Veal, Marlain	g	7-11	1-4	7-9	0	5	5	3	22	3	4	0	3	34
05	Singleton, Jabbar	g	1-4	0-2	0-2	0	0	0	0	2	3	2	0	1	27
24	Charleston, Keith	g	2-7	1-2	1-2	3	7	10	1	6	1	1	2	0	31
03	Filmore, Joshua		0-4	0-4	0-0	0	2	2	1	0	1	1	0	0	12
10	Polanco, Eddy		7-9	4-6	4-5	2	5	7	2	22	0	2	0	0	23
20	Gonzalez, Brandon		0-0	0-0	0-1	0	0	0	0	0	0	0	0	0	3
21	Capps, Jordan		2-3	0-1	0-0	0	0	0	2	4	1	2	1	0	16
	Team					2	3	5				1			
	Totals		24-51	6-19	16-24	12	25	37	16	70	10	15	3	6	200

FG % 1st Half: 9-24 37.5% 2nd half: 15-27 55.6% Game: 24-51 47.1%
3FG % 1st Half: 1-6 16.7% 2nd half: 5-13 38.5% Game: 6-19 31.6%
FT % 1st Half: 7-11 63.6% 2nd half: 9-13 69.2% Game: 16-24 66.7%

Deadball Rebounds 5,2

Kent State 66 • 3-1

##	Player		Total FG-FGA	3-Ptr FG-FGA	FT-FTA	Rebounds Off	Def	Tot	PF	TP	A	TO	Blk	Stl	Min
02	DULING, BJ	f	3-6	0-0	1-3	1	1	2	2	7	0	2	1	1	18
01	DE LA ROSA, Adonis	c	2-6	0-0	6-6	4	2	6	1	10	1	2	1	0	22
00	AVERY, Jalen	g	0-6	0-4	2-2	1	3	4	1	2	5	1	0	0	33
23	WALKER, Jaylin	g	10-20	4-12	2-2	2	0	2	1	26	2	2	0	0	37
55	ZABO, Kevin	g	3-9	2-7	0-1	0	1	1	4	8	1	1	0	2	23
03	FREDERICK, Akiean		0-1	0-0	0-0	0	1	1	0	0	0	0	1	2	15
04	JOHNSON, Taishaun		0-1	0-1	0-0	0	0	0	1	0	0	0	0	0	5
05	PIPPEN, Danny		1-4	0-1	0-0	1	5	6	3	2	0	0	1	0	10
13	PETERSON, Mitch		2-4	1-3	1-2	1	1	2	5	6	0	0	0	0	18
32	RIDENOUR, Desmond		2-5	1-3	0-0	1	3	4	4	5	2	1	1	1	19
	Team					3	1	4							
	Totals		23-62	8-31	12-16	14	18	32	22	66	11	9	5	6	200

FG % 1st Half: 14-34 41.2% 2nd half: 9-28 32.1% Game: 23-62 37.1%
3FG % 1st Half: 6-19 31.6% 2nd half: 2-12 16.7% Game: 8-31 25.8%
FT % 1st Half: 0-1 0.0% 2nd half: 12-15 80.0% Game: 12-16 75.0%

Deadball Rebounds 2

Officials: Kevin O'Connell, Courtney Green, Todd Williams
Technical fouls: Southeastern Louisia-None. Kent State-None.
Attendance: 1827

Score by periods	1st	2nd	Total
Southeastern Louisia	26	44	**70**
Kent State	34	32	**66**

Points	In Paint	Off T/O	2nd Chance	Fast Break	Bench
SLU	30	6	12	11	26
KENTST	20	16	14	3	13

Last FG - SLU 2nd-01:05, KENTST 2nd-00:30.
Largest lead - SLU by 5 2nd-00:45, KENTST by 12 1st-01:40.
SLU led for 03:56. KENTST led for 29:43. Game was tied for 06:21.

Score tied - 9 times.
Lead changed - 7 times.

GM #5: Valparaiso 77, Kent State 67
Fri., Nov. 24, 2017 * Savannah, Ga.

Kent State 67 • 3-2

##	Player		Total FG-FGA	3-Ptr FG-FGA	FT-FTA	Rebounds Off	Def	Tot	PF	TP	A	TO	Blk	Stl	Min
02	DULING, BJ	f	2-6	1-2	2-2	1	0	1	4	7	1	2	0	0	13
13	PETERSON, Mitch	f	3-5	3-4	1-2	2	6	8	1	10	0	2	0	0	33
01	DE LA ROSA, Adonis	c	3-3	0-0	4-4	2	5	7	4	10	0	6	0	2	22
00	AVERY, Jalen	g	2-5	1-3	1-2	0	0	0	0	6	2	1	0	0	27
23	WALKER, Jaylin	g	5-17	2-10	3-3	0	2	2	1	15	3	3	0	1	37
03	FREDERICK, Akiean		3-6	0-1	3-5	2	1	3	2	9	1	0	0	0	20
04	JOHNSON, Taishaun		0-2	0-1	0-2	0	1	1	1	0	0	0	0	0	9
05	PIPPEN, Danny		2-5	1-3	2-2	1	4	5	4	7	1	4	1	0	23
32	RIDENOUR, Desmond		0-1	0-0	0-0	1	0	1	0	0	1	0	0	0	2
55	ZABO, Kevin		1-4	1-2	0-0	0	0	0	3	3	2	1	0	0	14
	Team					1	0	1				1			
	Totals		21-54	9-26	16-22	10	19	29	20	67	11	20	1	3	200

FG % 1st Half:	9-27	33.3%	2nd half: 12-27	44.4%	Game: 21-54	38.9%
3FG % 1st Half:	4-12	33.3%	2nd half: 5-14	35.7%	Game: 9-26	34.6%
FT % 1st Half:	5-8	62.5%	2nd half: 11-14	78.6%	Game: 16-22	72.7%

Deadball Rebounds
3,1

Valparaiso 77 • 6-0

##	Player		Total FG-FGA	3-Ptr FG-FGA	FT-FTA	Rebounds Off	Def	Tot	PF	TP	A	TO	Blk	Stl	Min
00	Hazen, Parker	f	2-2	0-0	0-0	2	0	2	1	4	0	2	0	0	10
10	Burton, Joe	f	1-7	1-5	2-2	0	5	5	2	5	0	2	2	0	25
14	Sorolla, Jaume	c	0-0	0-0	0-0	0	0	0	2	0	0	0	0	0	9
02	Walker, Tevonn	g	5-12	0-4	7-8	1	3	4	2	17	0	3	0	1	28
04	Evelyn, Bakari	g	3-10	0-1	7-8	1	0	1	1	13	7	2	0	2	30
01	Bradford, Micah		0-0	0-0	0-0	0	0	0	1	0	1	0	0	0	6
03	Joseph, Max		2-4	0-1	0-0	1	2	3	0	4	2	1	0	0	22
05	Golder, Markus		5-7	2-3	3-3	0	3	3	0	15	1	2	0	1	19
12	Linssen, Marten		5-5	0-0	2-5	1	6	7	3	12	0	0	1	2	21
21	Smits, Derrik		2-3	0-0	1-2	2	1	3	5	5	1	1	0	0	8
23	McMillan, Mileek		1-2	0-1	0-0	0	2	2	4	2	0	2	0	0	12
33	Kiser, John		0-1	0-0	0-0	0	0	0	0	0	0	0	0	0	10
	Team					0	3	3				1			
	Totals		26-53	3-15	22-28	8	25	33	21	77	12	16	3	6	200

FG % 1st Half:	14-25	56.0%	2nd half: 12-28	42.9%	Game: 26-53	49.1%
3FG % 1st Half:	1-9	11.1%	2nd half: 2-6	33.3%	Game: 3-15	20.0%
FT % 1st Half:	5-7	71.4%	2nd half: 17-21	81.0%	Game: 22-28	78.6%

Deadball Rebounds
5,1

Officials: Blake Harris, Kevin Driver, Nick Meyer
Technical fouls: Kent State-TEAM. Valparaiso-Burton, Joe.
Attendance:

Score by periods	1st	2nd	Total
Kent State	27	40	**67**
Valparaiso	34	43	**77**

Points	In Paint	Off T/O	2nd Chance	Fast Break	Bench
KENTST	25	10	9	9	19
VALPO	38	25	11	6	38

Last FG - KENTST 2nd-04:09, VALPO 2nd-00:00.
Largest lead - KENTST by 7 1st-15:25, VALPO by 14 2nd-18:31.
KENTST led for 12:35. VALPO led for 27:00. Game was tied for 00:25.

Score tied - 1 time.
Lead changed - 1 time.

GM #6: Loyola Chicago 75, Kent State 60
Sat., Nov. 25, 2017 * Savannah, Ga.

Loyola Chicago 75 • 7-0

##	Player		Total FG-FGA	3-Ptr FG-FGA	FT-FTA	Rebounds Off	Def	Tot	PF	TP	A	TO	Blk	Stl	Min
00	Ingram, Donte	f	7-11	4-7	0-0	0	11	11	2	18	2	1	0	0	31
24	Jackson, Aundre	f	5-10	1-2	0-0	0	3	3	4	11	3	1	0	1	22
25	Krutwig, Cameron	c	1-3	0-0	3-4	2	9	11	2	5	2	2	0	0	31
05	Townes, Marques	g	5-9	2-3	2-2	1	2	3	1	14	0	4	0	1	25
13	Custer, Clayton	g	4-10	3-5	0-0	2	2	4	2	11	6	4	0	1	37
01	Williamson, Lucas		3-6	1-2	1-2	2	2	4	2	8	4	0	0	0	28
02	Baughman, Jake		0-0	0-0	0-0	0	0	0	1	0	0	1	0	1	1
04	Skokna, Bruno		2-3	1-2	2-2	0	0	0	1	7	0	2	0	0	16
12	Negron, Christian		0-0	0-0	0-0	0	1	1	0	0	0	0	0	0	3
23	Satterwhite, Cameron		0-1	0-1	1-2	0	0	0	0	1	0	0	0	0	5
32	Shanks, Carson		0-0	0-0	0-0	0	0	0	0	0	0	0	0	0	1
	Team					1	2	3							
	Totals		27-53	12-22	9-12	8	32	40	15	75	17	15	0	4	200

FG % 1st Half:	12-28	42.9%	2nd half: 15-25	60.0%	Game: 27-53	50.9%
3FG % 1st Half:	6-12	50.0%	2nd half: 6-10	60.0%	Game: 12-22	54.5%
FT % 1st Half:	1-2	50.0%	2nd half: 8-10	80.0%	Game: 9-12	75.0%

Deadball Rebounds
1

Kent State 60 • 3-3

##	Player		Total FG-FGA	3-Ptr FG-FGA	FT-FTA	Rebounds Off	Def	Tot	PF	TP	A	TO	Blk	Stl	Min
02	DULING, BJ	f	3-8	1-2	0-1	0	4	4	2	7	0	0	1	1	27
13	PETERSON, Mitch	f	1-3	1-2	0-0	0	1	1	1	3	0	0	0	2	21
01	DE LA ROSA, Adonis	c	3-5	0-0	4-6	1	3	4	5	10	1	5	0	1	19
00	AVERY, Jalen	g	1-6	1-3	0-0	0	0	0	1	3	5	0	0	1	22
23	WALKER, Jaylin	g	4-13	3-9	2-2	1	2	3	0	13	1	0	0	0	32
03	FREDERICK, Akiean		6-10	1-2	0-0	3	0	3	4	13	0	1	1	0	20
04	JOHNSON, Taishaun		0-3	0-0	2-2	0	3	3	1	2	1	1	0	1	14
05	PIPPEN, Danny		0-3	0-2	1-2	3	1	4	4	1	0	0	0	0	11
32	RIDENOUR, Desmond		1-1	1-1	0-0	1	2	3	1	3	0	0	0	0	16
33	NWANKWO, Jonathan		0-1	0-0	0-0	0	1	1	0	0	0	0	0	0	1
55	ZABO, Kevin		2-5	0-1	1-3	0	2	2	0	5	3	1	0	0	18
	Team					1	1	2							
	Totals		21-58	8-22	10-16	10	20	30	19	60	11	8	2	6	201

FG % 1st Half:	12-32	37.5%	2nd half: 9-26	34.6%	Game: 21-58	36.2%
3FG % 1st Half:	5-11	45.5%	2nd half: 3-11	27.3%	Game: 8-22	36.4%
FT % 1st Half:	1-3	33.3%	2nd half: 9-13	69.2%	Game: 10-16	62.5%

Deadball Rebounds
1

Officials: Blake Harris, Kevin Driver, Nick Meyer
Technical fouls: Loyola Chicago-None. Kent State-None.
Attendance:

Score by periods	1st	2nd	Total
Loyola Chicago	31	44	**75**
Kent State	30	30	**60**

Points	In Paint	Off T/O	2nd Chance	Fast Break	Bench
LUC	28	7	7	2	16
KENTST	20	16	15	0	24

Last FG - LUC 2nd-01:56, KENTST 2nd-02:58.
Largest lead - LUC by 18 2nd-03:15, KENTST by 7 1st-06:13.
LUC led for 23:36. KENTST led for 13:56. Game was tied for 02:28.

Score tied - 3 times.
Lead changed - 8 times.

GM #7: Kent State 79, Norfolk State 70
Wed., Nov. 29, 2017 * Norfolk, Va.

Kent State 79 • 4-3

##	Player		Total FG-FGA	3-Ptr FG-FGA	FT-FTA	Rebounds Off	Def	Tot	PF	TP	A	TO	Blk	Stl	Min
00	AVERY, Jalen	*	6-9	3-4	3-4	1	4	5	0	18	4	3	0	0	37
03	FREDERICK, Akiean	*	0-2	0-0	1-2	0	0	0	1	1	0	1	0	0	6
05	PIPPEN, Danny	*	2-5	1-3	3-4	5	2	7	1	8	0	4	1	0	18
13	PETERSON, Mitch	*	2-5	2-3	0-0	2	5	7	1	6	0	2	0	1	21
55	ZABO, Kevin	*	4-15	3-9	4-4	0	5	5	3	15	4	1	0	1	34
01	DE LA ROSA, Adonis		3-7	0-0	13-14	4	6	10	5	19	0	4	3	0	26
02	DULING, BJ		3-5	0-1	0-1	0	5	5	4	6	2	0	3	1	23
04	JOHNSON, Taishaun		0-1	0-0	0-0	0	0	0	0	0	0	2	0	0	4
15	BERNSTEIN, Ryan		0-0	0-0	0-0	0	1	1	1	0	0	0	0	0	9
32	RIDENOUR, Desmond		2-6	0-3	2-2	0	2	2	2	6	2	0	0	2	22
	Team					1	1	2							
	Totals		22-55	9-23	26-31	13	31	44	18	79	12	17	7	5	200

FG % 1st Half:	7-25	28.0%	2nd half: 15-30	50.0%	Game: 22-55	40.0%
3FG % 1st Half:	3-10	30.0%	2nd half: 6-13	46.2%	Game: 9-23	39.1%
FT % 1st Half:	11-14	78.6%	2nd half: 15-17	88.2%	Game: 26-31	83.9%

Deadball Rebounds
2,1

Norfolk State 70 • 0-7

##	Player		Total FG-FGA	3-Ptr FG-FGA	FT-FTA	Rebounds Off	Def	Tot	PF	TP	A	TO	Blk	Stl	Min
00	PITT,Mastadi	*	4-11	1-6	1-2	0	0	0	3	10	0	1	0	0	26
01	BUNGEI,Preston	*	6-12	0-1	2-3	2	3	5	1	14	2	3	1	1	37
22	LONG,Alex	*	4-11	0-0	1-3	2	3	5	3	9	1	1	0	2	23
24	WILLIAMS,Kyle	*	6-10	3-7	1-2	0	2	2	2	16	1	1	0	1	31
34	WHITLEY,Steven	*	4-11	2-3	2-2	3	9	12	4	12	9	2	0	1	35
13	ALLEN,Stavian		1-3	1-1	0-0	1	1	2	3	3	1	0	1	0	11
14	THOMAS,Nic		1-7	1-4	0-0	0	0	0	0	3	1	1	0	0	18
35	JAMERSON,Derrik		0-2	0-2	0-0	1	0	1	2	0	0	1	1	0	9
44	ROBINSON,Dan		1-2	0-0	1-1	1	2	3	5	3	0	1	2	0	10
	Team					3	3	6							
	Totals		27-69	8-24	8-13	13	23	36	23	70	15	11	5	5	200

FG % 1st Half:	14-31	45.2%	2nd half: 13-38	34.2%	Game: 27-69	39.1%
3FG % 1st Half:	4-13	30.8%	2nd half: 4-11	36.4%	Game: 8-24	33.3%
FT % 1st Half:	0-1	0.0%	2nd half: 8-12	66.7%	Game: 8-13	61.5%

Deadball Rebounds
2

Officials: Frank Spencer, Dan Darien, Chad Barlow
Technical fouls: Kent State-None. Norfolk State-None.
Attendance: 1825

Score by periods	1st	2nd	Total
Kent State	28	51	**79**
Norfolk State	32	38	**70**

Points	In Paint	Off T/O	2nd Chance	Fast Break	Bench
KENTST	25	13	11	9	31
NSUM	30	17	6	12	9

Last FG - KENTST 2nd-03:26, NSUM 2nd-00:04.
Largest lead - KENTST by 12 2nd-00:41, NSUM by 12 2nd-17:05.
KENTST led for 09:18. NSUM led for 27:26. Game was tied for 03:16.

Score tied - 4 times.
Lead changed - 4 times.

GM #8: Kent State 72, Cleveland State 62
Sat., Dec. 2, 2017 * Kent, Ohio

Cleveland State 62 • 2-5

##	Player		Total FG-FGA	3-Ptr FG-FGA	FT-FTA	Rebounds Off	Def	Tot	PF	TP	A	TO	Blk	Stl	Min
02	WRIGHT, Anthony	f	8-11	4-6	1-2	3	8	11	1	21	1	4	2	0	32
13	KENIC, Stefan	f	1-4	1-2	3-4	0	3	3	0	6	1	2	2	1	18
01	THOMAS, Kasheem	g	2-3	0-1	0-2	0	2	2	1	4	1	0	0	0	20
04	CARPENTER, Kenny	g	6-13	2-7	0-0	0	4	4	2	14	2	0	0	0	33
20	WORD, Bobby	g	0-5	0-2	0-0	0	0	0	2	0	0	1	0	0	17
03	HIGHSMITH, Dontel		0-5	0-1	0-0	0	2	2	1	0	2	2	1	1	23
05	APPLEBY, Tyree		6-10	1-2	0-2	3	0	3	2	13	0	3	0	1	20
11	HALES, Terrell		0-0	0-0	0-0	1	0	1	1	0	0	0	0	0	11
22	CLAYBORNE, Evan		1-3	0-0	2-4	4	3	7	4	4	1	3	2	0	18
23	HAIRSTON, Jamarcus		0-2	0-1	0-0	0	1	1	0	0	0	0	0	0	8
	Team					1	0	1				1			
	Totals		24-56	8-22	6-14	12	23	35	14	62	8	16	7	3	200

FG % 1st Half:	9-23	39.1%	2nd half: 15-33	45.5%	Game: 24-56	42.9%
3FG % 1st Half:	4-10	40.0%	2nd half: 4-12	33.3%	Game: 8-22	36.4%
FT % 1st Half:	2-8	25.0%	2nd half: 4-6	66.7%	Game: 6-14	42.9%

Deadball Rebounds
5,1

Kent State 72 • 5-3

##	Player		Total FG-FGA	3-Ptr FG-FGA	FT-FTA	Rebounds Off	Def	Tot	PF	TP	A	TO	Blk	Stl	Min
05	PIPPEN, Danny	f	2-6	0-2	0-1	3	3	6	2	4	0	1	1	1	23
01	DE LA ROSA, Adonis	c	6-10	0-0	4-5	4	3	7	3	16	3	2	0	1	24
00	AVERY, Jalen	g	5-11	3-8	2-2	0	1	1	1	15	3	0	0	0	36
13	PETERSON, Mitch	g	0-5	0-2	0-0	3	4	7	2	0	1	0	0	0	26
55	ZABO, Kevin	g	5-12	1-8	6-6	0	3	3	0	17	1	2	0	2	33
02	DULING, BJ		4-9	1-2	1-2	3	3	6	2	10	1	3	1	0	22
03	FREDERICK, Akiean		2-3	0-0	0-0	2	0	2	2	4	0	1	0	0	7
15	BERNSTEIN, Ryan		0-2	0-2	0-0	0	0	0	0	0	0	0	0	0	2
32	RIDENOUR, Desmond		3-10	0-2	0-0	1	4	5	1	6	1	0	1	1	27
	Team					2	2	4							
	Totals		27-68	5-26	13-16	18	23	41	13	72	10	9	3	5	200

FG % 1st Half:	14-43	32.6%	2nd half: 13-25	52.0%	Game: 27-68	39.7%
3FG % 1st Half:	4-20	20.0%	2nd half: 1-6	16.7%	Game: 5-26	19.2%
FT % 1st Half:	3-3	100.0	2nd half: 10-13	76.9%	Game: 13-16	81.3%

Deadball Rebounds
2

Officials: Chris Beaver, Jerry Scherzinger, Greg Langsdorf
Technical fouls: Cleveland State-None. Kent State-None.
Attendance: 2511

Score by periods	1st	2nd	Total
Cleveland State	24	38	**62**
Kent State	35	37	**72**

Points	In Paint	Off T/O	2nd Chance	Fast Break	Bench
CSU	26	13	8	4	17
KENTST	38	16	19	4	20

Last FG - CSU 2nd-00:09, KENTST 2nd-01:01.
Largest lead - CSU None, KENTST by 19 1st-05:07.
CSU led for 00:00. KENTST led for 37:14. Game was tied for 02:46.

Score tied - 2 times.
Lead changed - 0 times.

GM #9: Xavier 96, Kent State 70
Wed., Dec. 6, 2017 * Cincinnati, Ohio

Kent State 70 • 5-4

##	Player		Total FG-FGA	3-Ptr FG-FGA	FT-FTA	Rebounds Off	Def	Tot	PF	TP	A	TO	Blk	Stl	Min
05	PIPPEN, Danny	f	4-7	2-2	5-6	1	2	3	4	15	0	2	1	1	21
55	ZABO, Kevin	f	4-11	0-2	4-5	3	0	3	4	12	5	1	0	0	31
01	DE LA ROSA, Adonis	c	1-4	0-0	0-0	0	3	3	5	2	0	4	1	0	19
00	AVERY, Jalen	g	5-9	1-3	2-2	0	3	3	1	13	5	1	0	0	36
13	PETERSON, Mitch	g	2-4	1-2	2-2	0	5	5	2	7	1	1	0	2	27
02	DULING, BJ		1-8	0-3	2-4	1	1	2	3	4	0	2	1	0	21
03	FREDERICK, Akiean		0-2	0-1	0-0	1	0	1	3	0	2	0	0	0	9
04	JOHNSON, Taishaun		1-2	0-0	1-1	0	1	1	1	3	0	0	0	0	4
15	BERNSTEIN, Ryan		0-1	0-0	0-0	1	0	1	0	0	1	0	0	1	6
32	RIDENOUR, Desmond		4-8	2-3	0-2	0	2	2	2	10	0	1	0	0	19
33	NWANKWO, Jonathan		2-3	0-0	0-0	1	0	1	1	4	0	0	1	0	7
	Team					2	0	2							
	Totals		24-59	6-16	16-22	10	17	27	26	70	14	12	4	4	200

FG % 1st Half: 11-25 44.0% 2nd half: 13-34 38.2% Game: 24-59 40.7%
3FG % 1st Half: 4-7 57.1% 2nd half: 2-9 22.2% Game: 6-16 37.5%
FT % 1st Half: 6-6 100.0 2nd half: 10-16 62.5% Game: 16-22 72.7%

Deadball Rebounds
4

Xavier 96 • 8-1

##	Player		Total FG-FGA	3-Ptr FG-FGA	FT-FTA	Rebounds Off	Def	Tot	PF	TP	A	TO	Blk	Stl	Min
00	JONES, Tyrique	f	6-6	0-0	1-1	1	1	2	4	13	0	2	1	2	13
22	GATES, Kaiser	f	1-5	1-4	2-2	0	3	3	2	5	3	0	0	1	30
03	GOODIN, Quentin	g	2-5	1-2	0-0	1	2	3	1	5	6	0	0	0	25
05	BLUIETT, Trevon	g	8-14	4-9	6-6	0	2	2	2	26	2	0	0	0	28
55	MACURA, J.P.	g	0-3	0-0	4-4	1	3	4	2	4	5	0	1	0	20
01	SCRUGGS, Paul		0-3	0-1	1-2	1	1	2	2	1	2	2	1	1	20
04	HARDEN, Elias		1-3	0-0	0-0	0	0	0	0	2	0	0	0	0	9
10	SCHRAND, Leighton		0-0	0-0	0-0	0	0	0	0	0	0	0	0	0	1
11	KANTER, Kerem		7-12	0-1	6-6	3	5	8	3	20	0	1	0	0	16
13	MARSHALL, Naji		3-5	0-1	0-0	1	6	7	0	6	2	1	0	0	24
14	VANDERPOHL, Nick		0-0	0-0	0-0	0	0	0	0	0	1	0	0	0	1
20	SINGLETON, Matt		0-0	0-0	0-0	0	0	0	0	0	0	0	0	0	1
54	O'MARA, Sean		5-6	0-0	4-4	0	3	3	2	14	0	2	1	0	12
	Team					4	1	5				1			
	Totals		33-62	6-18	24-25	12	27	39	18	96	21	9	4	4	200

FG % 1st Half: 17-31 54.8% 2nd half: 16-31 51.6% Game: 33-62 53.2%
3FG % 1st Half: 4-9 44.4% 2nd half: 2-9 22.2% Game: 6-18 33.3%
FT % 1st Half: 10-10 100.0 2nd half: 14-15 93.3% Game: 24-25 96.0%

Deadball Rebounds
1

Officials: Michael Stephens, Matt Potter, Kipp Kissinger
Technical fouls: Kent State-PIPPEN, Danny. Xavier-None.
Attendance: 10292

Score by periods	1st	2nd	Total
Kent State	32	38	**70**
Xavier	48	48	**96**

Points	In Paint	Off T/O	2nd Chance	Fast Break	Bench
KENTST	32	13	7	9	21
XU	48	22	21	10	43

Last FG - KENTST 2nd-00:12, XU 2nd-00:21.
Largest lead - KENTST None, XU by 34 2nd-10:11.
KENTST led for 00:00. XU led for 39:46. Game was tied for 00:14.

Score tied - 0 times.
Lead changed - 0 times.

GM #10: Wright State 63, Kent State 54
Sat., Dec. 9, 2017 * Dayton, Ohio

Kent State 54 • 5-5

##	Player		Total FG-FGA	3-Ptr FG-FGA	FT-FTA	Rebounds Off	Def	Tot	PF	TP	A	TO	Blk	Stl	Min
01	DE LA ROSA, Adonis	f	1-2	0-0	0-0	3	2	5	5	2	2	3	0	0	14
05	PIPPEN, Danny	f	5-10	1-2	0-0	2	9	11	4	11	1	4	1	1	25
00	AVERY, Jalen	g	6-13	2-3	3-3	1	0	1	0	17	2	0	0	1	33
13	PETERSON, Mitch	g	2-4	1-2	0-0	1	3	4	3	5	2	4	0	1	25
55	ZABO, Kevin	g	1-4	1-2	0-0	0	2	2	2	3	3	3	0	0	19
02	DULING, BJ		0-3	0-0	0-0	1	1	2	3	0	0	1	0	0	8
03	FREDERICK, Akiean		1-1	0-0	4-4	0	4	4	4	6	0	4	0	2	17
15	BERNSTEIN, Ryan		0-1	0-0	1-2	0	0	0	1	1	0	0	0	4	11
23	WALKER, Jaylin		3-13	1-7	0-1	0	1	1	3	7	0	2	0	1	30
32	RIDENOUR, Desmond		0-1	0-1	2-4	0	2	2	2	2	1	3	0	2	18
	Team					0	4	4							
	Totals		19-52	6-17	10-14	8	28	36	27	54	11	24	1	12	200

FG % 1st Half: 9-23 39.1% 2nd half: 10-29 34.5% Game: 19-52 36.5%
3FG % 1st Half: 6-11 54.5% 2nd half: 0-6 0.0% Game: 6-17 35.3%
FT % 1st Half: 0-2 0.0% 2nd half: 10-12 83.3% Game: 10-14 71.4%

Deadball Rebounds
3,2

Wright State 63 • 6-4

##	Player		Total FG-FGA	3-Ptr FG-FGA	FT-FTA	Rebounds Off	Def	Tot	PF	TP	A	TO	Blk	Stl	Min
22	ERNSTHAUSEN, Parker	f	3-4	0-0	5-6	0	3	3	2	11	1	2	1	2	30
11	LOVE, Loudon	c	3-6	0-0	1-2	2	2	4	5	7	1	3	0	0	13
01	MITCHELL, Justin	g	3-5	0-1	0-2	3	8	11	1	6	3	5	1	5	33
03	HUGHES, Mark	g	2-12	1-9	0-0	0	1	1	1	5	4	2	1	0	37
13	BENZINGER, Grant	g	3-13	2-9	5-5	0	4	4	3	13	1	1	0	0	37
00	HALL, Jaylon		3-7	1-3	4-7	0	2	2	1	11	0	1	0	1	24
02	WINCHESTER, Everett		3-5	0-0	4-4	1	4	5	4	10	0	2	1	1	26
	Team					1	0	1							
	Totals		20-52	4-22	19-26	7	24	31	17	63	10	16	4	9	200

FG % 1st Half: 11-29 37.9% 2nd half: 9-23 39.1% Game: 20-52 38.5%
3FG % 1st Half: 2-11 18.2% 2nd half: 2-11 18.2% Game: 4-22 18.2%
FT % 1st Half: 7-8 87.5% 2nd half: 12-18 66.7% Game: 19-26 73.1%

Deadball Rebounds
2,2

Officials: Kevin O'Connell, Scott Siville, John Yorkovich
Technical fouls: Kent State-FREDERICK, Akiean. Wright State-LOVE, Loudon.
Attendance: 3448

Score by periods	1st	2nd	Total
Kent State	24	30	**54**
Wright State	31	32	**63**

Points	In Paint	Off T/O	2nd Chance	Fast Break	Bench
KENTST	20	13	6	2	16
WRSTM	30	18	6	0	21

Last FG - KENTST 2nd-00:22, WRSTM 2nd-03:01.
Largest lead - KENTST by 5 1st-18:45, WRSTM by 14 2nd-07:46.
KENTST led for 04:21. WRSTM led for 33:24. Game was tied for 01:44.

Score tied - 3 times.
Lead changed - 5 times.

GM #11: Northeastern 81, Kent State 69
Mon., Dec. 18, 2017 * Kent, Ohio

Northeastern 81 • 7-4

##	Player		Total FG-FGA	3-Ptr FG-FGA	FT-FTA	Rebounds Off	Def	Tot	PF	TP	A	TO	Blk	Stl	Min
01	Occeus, Shawn	f	5-13	2-7	4-4	0	2	2	3	16	6	1	0	3	33
30	Green, Anthony	c	0-0	0-0	0-0	1	0	1	3	0	1	2	0	0	9
04	Pusica, Vasa	g	4-8	1-2	12-14	0	3	3	3	21	5	6	0	1	37
14	Boursiquot, Maxime	g	2-3	0-1	1-2	0	2	2	2	5	0	1	0	0	11
22	Gresham, Donnell	g	2-5	1-4	2-2	0	4	4	0	7	1	1	0	0	31
02	Brace, Bolden		5-6	4-5	0-0	2	4	6	2	14	1	2	0	1	29
11	Miller, Jeremy		1-1	0-0	0-0	0	0	0	2	2	0	1	0	0	3
20	Begley, Devon		1-4	0-3	0-0	0	4	4	0	2	1	3	0	1	22
33	Murphy, Tomas		6-6	1-1	1-1	2	1	3	1	14	2	0	0	0	25
	Team					2	0	2				2			
	Totals		26-46	9-23	20-23	7	20	27	16	81	17	19	0	6	200

FG % 1st Half: 14-27 51.9% 2nd half: 12-19 63.2% Game: 26-46 56.5%
3FG % 1st Half: 2-13 15.4% 2nd half: 7-10 70.0% Game: 9-23 39.1%
FT % 1st Half: 8-8 100.0 2nd half: 12-15 80.0% Game: 20-23 87.0%

Deadball Rebounds
2

Kent State 69 • 5-6

##	Player		Total FG-FGA	3-Ptr FG-FGA	FT-FTA	Rebounds Off	Def	Tot	PF	TP	A	TO	Blk	Stl	Min
02	DULING, BJ	f	1-5	0-1	1-2	1	0	1	1	3	0	0	0	1	14
00	AVERY, Jalen	g	5-11	0-1	2-3	0	0	0	1	12	5	2	0	0	37
13	PETERSON, Mitch	g	2-5	0-2	0-0	0	6	6	0	4	1	1	0	2	37
23	WALKER, Jaylin	g	7-14	3-7	1-3	1	2	3	1	18	0	6	0	2	36
32	RIDENOUR, Desmond	g	2-3	0-0	2-2	1	1	2	5	6	1	3	0	0	19
01	DE LA ROSA, Adonis		2-4	0-0	2-3	2	2	4	4	6	1	3	0	1	20
03	FREDERICK, Akiean		1-2	0-1	0-1	1	0	1	3	2	0	1	1	0	11
15	BERNSTEIN, Ryan		0-0	0-0	0-0	0	0	0	2	0	0	0	0	0	2
55	ZABO, Kevin		6-7	3-3	3-3	0	3	3	4	18	1	2	0	3	24
	Team					1	0	1							
	Totals		26-51	6-15	11-17	7	14	21	21	69	9	18	1	9	200

FG % 1st Half: 11-24 45.8% 2nd half: 15-27 55.6% Game: 26-51 51.0%
3FG % 1st Half: 2-8 25.0% 2nd half: 4-7 57.1% Game: 6-15 40.0%
FT % 1st Half: 7-13 53.8% 2nd half: 4-4 100.0 Game: 11-17 64.7%

Deadball Rebounds
4

Officials: Chris Beaver, Larry Scirotto, Brian Dorsey
Technical fouls: Northeastern-None. Kent State-None.
Attendance: 1963

Score by periods	1st	2nd	Total
Northeastern	38	43	**81**
Kent State	31	38	**69**

Points	In Paint	Off T/O	2nd Chance	Fast Break	Bench
NU	32	25	8	4	32
KENTST	36	19	9	12	26

Last FG - NU 2nd-01:50, KENTST 2nd-00:38.
Largest lead - NU by 13 2nd-02:30, KENTST by 7 1st-17:00.
NU led for 28:41. KENTST led for 07:35. Game was tied for 03:44.

Score tied - 8 times.
Lead changed - 8 times.

GM #12: Kent State 79, Oregon State 78
Thu, Dec. 21, 2017 * Kent, Ohio

Oregon State 78 • 8-4

##	Player		Total FG-FGA	3-Ptr FG-FGA	FT-FTA	Rebounds Off	Def	Tot	PF	TP	A	TO	Blk	Stl	Min
03	Tinkle, Tres	f	7-13	2-5	9-9	2	7	9	2	25	0	2	0	3	39
12	Eubanks, Drew	f	2-6	0-0	6-9	4	1	5	5	10	0	3	0	0	29
01	Thompson Jr, Stephen	g	9-17	4-8	3-4	1	2	3	4	25	3	1	1	2	36
05	Thompson, Ethan	g	0-7	0-4	6-8	2	2	4	5	6	3	5	2	0	26
32	Berger, Seth	*	1-2	0-0	0-0	4	2	6	2	2	0	5	0	0	19
02	Stacy, Ronnie		2-3	0-1	1-5	0	2	2	4	5	0	1	0	0	19
04	Hollins, Alfred		1-2	0-1	0-0	0	1	1	2	2	0	0	0	0	9
11	Reichle, Zach		0-1	0-1	0-0	0	0	0	0	0	0	1	0	0	2
22	Smith, Xavier		0-0	0-0	0-0	0	0	0	0	0	0	0	0	0	0+
24	Manuel, Kendal		1-4	0-3	1-1	0	4	4	2	3	1	0	0	1	17
34	Kone, Ben		0-0	0-0	0-0	0	0	0	1	0	0	1	0	0	4
	Team					1	1	2							
	Totals		23-55	6-23	26-36	14	22	36	27	78	7	19	3	6	200

FG % 1st Half: 8-25 32.0% 2nd half: 15-30 50.0% Game: 23-55 41.8%
3FG % 1st Half: 1-14 7.1% 2nd half: 5-9 55.6% Game: 6-23 26.1%
FT % 1st Half: 11-14 78.6% 2nd half: 15-22 68.2% Game: 26-36 72.2%

Deadball Rebounds
3,2

Kent State 79 • 6-6

##	Player		Total FG-FGA	3-Ptr FG-FGA	FT-FTA	Rebounds Off	Def	Tot	PF	TP	A	TO	Blk	Stl	Min
03	FREDERICK, Akiean	f	1-1	0-0	1-2	3	1	4	5	3	0	3	0	0	18
01	DE LA ROSA, Adonis	c	2-3	0-0	2-2	1	6	7	5	6	0	2	1	0	18
00	AVERY, Jalen	g	5-8	4-6	3-4	0	0	0	0	17	3	1	0	1	34
13	PETERSON, Mitch	g	2-7	0-3	0-0	3	4	7	5	4	2	0	0	1	31
23	WALKER, Jaylin	g	5-19	2-10	13-14	2	3	5	1	25	3	2	1	3	37
02	DULING, BJ		0-1	0-1	0-0	0	1	1	2	0	0	1	0	0	5
05	PIPPEN, Danny		3-5	2-2	1-2	1	3	4	4	9	2	2	1	0	21
32	RIDENOUR, Desmond		1-3	0-0	1-4	0	5	5	2	3	1	0	0	0	15
55	ZABO, Kevin		3-9	2-3	4-4	0	1	1	3	12	3	4	0	2	21
	Team					2	0	2				1			
	Totals		22-56	10-25	25-32	12	24	36	27	79	14	16	3	7	200

FG % 1st Half: 8-28 28.6% 2nd half: 14-28 50.0% Game: 22-56 39.3%
3FG % 1st Half: 5-13 38.5% 2nd half: 5-12 41.7% Game: 10-25 40.0%
FT % 1st Half: 6-8 75.0% 2nd half: 19-24 79.2% Game: 25-32 78.1%

Deadball Rebounds
5,1

Officials: Darryl Smith, Glenn Mayborg, Kevin O'Connell
Technical fouls: Oregon State-None. Kent State-None.
Attendance: 3279

Score by periods	1st	2nd	Total
Oregon State	28	50	**78**
Kent State	27	52	**79**

Points	In Paint	Off T/O	2nd Chance	Fast Break	Bench
OSU	30	17	10	8	10
KENTST	24	11	10	10	24

Last FG - OSU 2nd-00:00, KENTST 2nd-01:27.
Largest lead - OSU by 7 1st-02:56, KENTST by 9 2nd-01:27.
OSU led for 15:39. KENTST led for 21:38. Game was tied for 02:43.

Score tied - 7 times.
Lead changed - 11 times.

GM #13: Kent State 68, Albany 78
Thu., Dec. 28, 2017 * Albany, N.Y.

Kent State 68 • 6-7

##	Player		Total FG-FGA	3-Ptr FG-FGA	FT-FTA	Rebounds Off	Def	Tot	PF	TP	A	TO	Blk	Stl	Min
03	FREDERICK, Akiean	f	1-1	0-0	0-0	0	2	2	5	2	2	1	1	0	13
01	DE LA ROSA, Adonis	c	8-11	0-0	2-3	3	5	8	4	18	0	3	0	0	34
00	AVERY, Jalen	g	1-7	0-3	0-0	0	1	1	0	2	5	0	0	1	38
23	WALKER, Jaylin	g	8-27	2-10	2-4	3	3	6	3	20	3	3	0	2	36
55	ZABO, Kevin	g	3-5	1-3	3-4	1	0	1	5	10	1	1	0	1	28
02	DULING, BJ		0-3	0-1	0-0	2	1	3	2	0	0	1	0	0	14
05	PIPPEN, Danny		2-8	0-3	0-0	4	2	6	3	4	1	0	0	0	16
15	BERNSTEIN, Ryan		1-1	0-0	0-0	1	0	1	0	2	0	0	0	0	2
32	RIDENOUR, Desmond		4-5	0-0	2-2	3	1	4	3	10	1	2	1	0	19
	Team					2	1	3							
	Totals		28-68	3-20	9-13	19	16	35	25	68	13	11	2	4	200

FG % 1st Half: 13-32 40.6% 2nd half: 15-36 41.7% Game: 28-68 41.2%
3FG % 1st Half: 2-11 18.2% 2nd half: 1-9 11.1% Game: 3-20 15.0%
FT % 1st Half: 1-2 50.0% 2nd half: 8-11 72.7% Game: 9-13 69.2%

Deadball Rebounds 2

UAlbany 78 • 12-3

##	Player		Total FG-FGA	3-Ptr FG-FGA	FT-FTA	Rebounds Off	Def	Tot	PF	TP	A	TO	Blk	Stl	Min
12	CAMPBELL,Devonte	f	1-2	1-2	8-10	1	1	2	1	11	1	1	0	1	36
30	CHARLES,Travis	f	8-12	0-0	3-5	3	6	9	2	19	5	1	2	1	39
43	STIRE,Greig	f	1-1	0-0	1-2	0	3	3	4	3	1	0	0	0	19
13	NICHOLS,David	g	4-12	3-7	4-5	0	1	1	3	15	3	4	1	0	36
24	CREMO,Joe	g	4-9	1-4	5-6	0	2	2	2	14	9	4	0	1	37
02	CLARK,Ahmad		2-6	2-5	2-2	0	1	1	2	8	1	1	0	0	11
34	FOSTER,Alex		3-4	0-0	2-2	4	5	9	4	8	0	0	1	1	22
	Team					1	4	5							
	Totals		23-46	7-18	25-32	9	23	32	18	78	20	11	4	4	200

FG % 1st Half: 10-23 43.5% 2nd half: 13-23 56.5% Game: 23-46 50.0%
3FG % 1st Half: 3-8 37.5% 2nd half: 4-10 40.0% Game: 7-18 38.9%
FT % 1st Half: 6-8 75.0% 2nd half: 19-24 79.2% Game: 25-32 78.1%

Deadball Rebounds 5

Officials: Rob Riley, Edwin Young, Earl Walton
Technical fouls: Kent State-None. UAlbany-FOSTER,Alex.
Attendance: 2579

Score by periods	1st	2nd	Total
Kent State	29	39	**68**
UAlbany	29	49	**78**

Points	In Paint	Off T/O	2nd Chance	Fast Break	Bench
KENTST	38	13	17	4	16
ALBANY	26	13	13	2	16

Last FG - KENTST 2nd-00:10, ALBANYM 2nd-01:02.
Largest lead - KENTST by 5 1st-17:00, ALBANYM by 16 2nd-07:08.
KENTST led for 10:30. ALBANYM led for 22:20. Game was tied for 07:10.

Score tied - 8 times.
Lead changed - 7 times.

GM #14: Northern Illinois 75, Kent State 61
Tue., Jan. 2, 2018 * DeKalb, Ill.

Kent State 61 • 6-8, 0-1 MAC

##	Player		Total FG-FGA	3-Ptr FG-FGA	FT-FTA	Rebounds Off	Def	Tot	PF	TP	A	TO	Blk	Stl	Min
03	FREDERICK, Akiean	f	2-4	0-1	0-0	1	3	4	5	4	0	2	1	0	22
01	DE LA ROSA, Adonis	c	2-3	0-0	0-2	3	5	8	3	4	1	2	0	2	30
00	AVERY, Jalen	g	3-10	1-5	0-0	0	0	0	4	7	3	0	0	1	31
23	WALKER, Jaylin	g	5-17	1-10	7-8	3	1	4	3	18	2	3	0	2	36
55	ZABO, Kevin	g	5-14	2-7	5-5	1	2	3	1	17	0	2	1	0	34
02	DULING, BJ		2-4	0-0	1-3	2	0	2	5	5	0	1	0	0	18
05	PIPPEN, Danny		2-3	0-0	0-0	0	4	4	1	4	1	2	1	0	11
13	PETERSON, Mitch		0-2	0-2	0-0	0	0	0	0	0	0	0	0	0	4
15	BERNSTEIN, Ryan		0-0	0-0	0-0	0	0	0	1	0	0	0	0	0	1
32	RIDENOUR, Desmond		1-2	0-0	0-0	1	1	2	0	2	0	1	0	2	12
33	NWANKWO, Jonathan		0-0	0-0	0-0	0	0	0	0	0	0	0	0	0	1
	Team					3	2	5							
	Totals		22-59	4-25	13-18	14	18	32	23	61	7	13	3	7	200

FG % 1st Half: 12-32 37.5% 2nd half: 10-27 37.0% Game: 22-59 37.3%
3FG % 1st Half: 3-14 21.4% 2nd half: 1-11 9.1% Game: 4-25 16.0%
FT % 1st Half: 5-8 62.5% 2nd half: 8-10 80.0% Game: 13-18 72.2%

Deadball Rebounds 1

Northern Illinois 75 • 8-6, 1-0 MAC

##	Player		Total FG-FGA	3-Ptr FG-FGA	FT-FTA	Rebounds Off	Def	Tot	PF	TP	A	TO	Blk	Stl	Min
04	JAMES, Lacey	f	1-5	0-0	3-4	1	5	6	1	5	1	2	0	5	28
42	BRADLEY, Levi	f	5-10	1-4	14-14	6	8	14	3	25	4	1	1	0	33
00	THORPE, Dante	g	8-12	1-3	0-0	2	0	2	4	17	2	3	0	0	30
02	DAOW, Gairges	g	0-1	0-0	2-2	1	0	1	3	2	0	1	0	0	19
10	GERMAN, Eugene	g	7-17	2-5	4-6	1	6	7	1	20	1	4	0	1	35
05	THOMAS, Justin		1-4	0-1	0-0	0	2	2	2	2	1	0	0	0	25
11	McCARTY, Noah		1-4	0-2	0-0	3	2	5	2	2	0	1	0	0	13
12	DEMOGERONTAS, A.		1-2	0-0	0-0	1	1	2	2	2	0	0	0	0	6
22	HENRY-HAYES, Rod		0-0	0-0	0-0	0	0	0	0	0	0	0	0	0	4
25	WOODS, Brennen		0-0	0-0	0-0	0	0	0	0	0	0	0	0	0	1
33	HAMILTON, Owen		0-0	0-0	0-0	0	0	0	1	0	0	0	0	0	5
55	DANOWSKI, Brandon		0-0	0-0	0-0	0	0	0	0	0	0	0	0	0	1
	Team					0	3	3							
	Totals		24-55	4-15	23-26	15	27	42	19	75	9	12	1	6	200

FG % 1st Half: 10-28 35.7% 2nd half: 14-27 51.9% Game: 24-55 43.6%
3FG % 1st Half: 2-8 25.0% 2nd half: 2-7 28.6% Game: 4-15 26.7%
FT % 1st Half: 11-11 100.0 2nd half: 12-15 80.0% Game: 23-26 88.5%

Deadball Rebounds 1

Officials: Todd Williams, John Floyd, Lewis Garrison
Technical fouls: Kent State-None. Northern Illinois-None.
Attendance: 918

Score by periods	1st	2nd	Total
Kent State	32	29	**61**
Northern Illinois	33	42	**75**

Points	In Paint	Off T/O	2nd Chance	Fast Break	Bench
KENTST	35	13	18	7	11
NIU	34	18	23	8	6

Last FG - KENTST 2nd-00:37, NIU 2nd-00:11.
Largest lead - KENTST by 6 1st-02:51, NIU by 15 2nd-01:29.
KENTST led for 20:52. NIU led for 15:31. Game was tied for 03:37.

Score tied - 7 times.
Lead changed - 14 times.

GM #15: Kent State 85, Central Michigan 69
Sat., Jan. 6, 2018 * Kent, Ohio

Central Michigan 69 • 12-3, 1-1 MAC

##	Player		Total FG-FGA	3-Ptr FG-FGA	FT-FTA	Rebounds Off	Def	Tot	PF	TP	A	TO	Blk	Stl	Min
14	DiLEO, David	f	3-9	1-6	2-4	3	0	3	2	9	2	0	0	0	34
21	WILLIAMS, Cecil	f	2-6	0-1	0-0	0	3	3	5	4	0	5	2	2	24
24	MEYER, Luke	f	4-11	3-6	4-4	3	4	7	2	15	4	0	1	0	31
02	ROUNDTREE, Shawn	g	2-9	0-2	0-0	1	0	1	3	4	2	5	0	0	29
12	KOZINSKI, Josh	g	4-10	4-10	0-0	0	3	3	3	12	1	1	0	0	23
00	PEPPERS, Gavin		2-6	0-1	0-0	0	1	1	1	4	0	1	0	0	11
01	REDMAN, Corey		0-0	0-0	0-0	0	1	1	0	0	0	0	0	0	2
11	NWOKO, Innocent		0-0	0-0	0-0	0	0	0	0	0	0	0	0	0	3
15	SMITH, Matty		1-2	0-0	0-0	0	0	0	3	2	1	2	0	0	12
20	McKAY, Kevin		5-10	1-2	0-0	2	3	5	2	11	0	2	1	2	21
22	BEACHLER, Matt		2-2	2-2	0-0	0	0	0	1	6	0	0	0	1	9
25	ERVIN, Austin		0-1	0-1	0-0	0	0	0	0	0	0	0	0	0	0+
35	McCARTY, John		1-1	0-0	0-0	1	0	1	0	2	0	0	0	0	1
	Team					2	5	7							
	Totals		26-67	11-31	6-8	12	20	32	22	69	10	16	4	5	200

FG % 1st Half: 13-29 44.8% 2nd half: 13-38 34.2% Game: 26-67 38.8%
3FG % 1st Half: 4-11 36.4% 2nd half: 7-20 35.0% Game: 11-31 35.5%
FT % 1st Half: 0-0 0.0% 2nd half: 6-8 75.0% Game: 6-8 75.0%

Deadball Rebounds 1,1

Kent State 85 • 7-8, 1-1 MAC

##	Player		Total FG-FGA	3-Ptr FG-FGA	FT-FTA	Rebounds Off	Def	Tot	PF	TP	A	TO	Blk	Stl	Min
05	PIPPEN, Danny	f	0-1	0-1	0-0	0	2	2	3	0	1	1	2	0	20
01	DE LA ROSA, Adonis	c	9-13	0-0	6-9	6	8	14	2	24	1	3	0	0	37
00	AVERY, Jalen	g	4-10	2-7	2-3	0	4	4	0	12	3	0	0	2	39
23	WALKER, Jaylin	g	7-13	6-9	6-7	2	2	4	0	26	5	4	0	2	38
55	ZABO, Kevin	g	6-11	1-3	4-5	0	2	2	3	17	4	2	0	0	32
02	DULING, BJ		1-4	1-1	0-0	0	7	7	3	3	0	1	1	1	19
03	FREDERICK, Akiean		0-0	0-0	0-0	0	0	0	0	0	0	0	0	0	0+
13	PETERSON, Mitch		1-5	1-5	0-0	0	2	2	1	3	1	1	0	1	12
15	BERNSTEIN, Ryan		0-0	0-0	0-0	0	0	0	0	0	0	0	0	0	0+
32	RIDENOUR, Desmond		0-0	0-0	0-0	0	1	1	0	0	0	1	0	0	3
33	NWANKWO, Jonathan		0-0	0-0	0-0	0	0	0	0	0	0	0	0	0	0+
	Team					0	1	1				2			
	Totals		28-57	11-26	18-24	8	29	37	12	85	15	15	3	6	200

FG % 1st Half: 18-30 60.0% 2nd half: 10-27 37.0% Game: 28-57 49.1%
3FG % 1st Half: 8-16 50.0% 2nd half: 3-10 30.0% Game: 11-26 42.3%
FT % 1st Half: 2-2 100.0 2nd half: 16-22 72.7% Game: 18-24 75.0%

Deadball Rebounds 6,1

Officials:
Technical fouls: Central Michigan-None. Kent State-None.
Attendance: 2217

Score by periods	1st	2nd	Total
Central Michigan	30	39	**69**
Kent State	46	39	**85**

GM #16: Miami 80, Kent State 69
Tues., Jan. 9, 2018 * Oxford, Ohio

Kent State 69 • 7-9; 1-2 MAC

##	Player		Total FG-FGA	3-Ptr FG-FGA	FT-FTA	Rebounds Off	Def	Tot	PF	TP	A	TO	Blk	Stl	Min
05	PIPPEN, Danny	f	3-7	0-2	0-0	1	6	7	4	6	1	1	2	0	24
01	DE LA ROSA, Adonis	c	4-10	0-0	8-10	4	3	7	4	16	0	3	0	1	28
00	AVERY, Jalen	g	5-8	2-5	0-0	1	2	3	0	12	2	0	0	1	37
23	WALKER, Jaylin	g	2-8	1-5	0-0	0	3	3	0	5	0	1	0	1	13
55	ZABO, Kevin	g	4-15	1-4	2-2	2	0	2	3	11	0	2	0	2	29
02	DULING, BJ		2-7	1-2	1-3	1	3	4	1	6	2	0	1	0	18
13	PETERSON, Mitch		2-2	0-0	3-4	0	3	3	1	7	1	0	0	3	17
15	BERNSTEIN, Ryan		0-0	0-0	0-0	0	1	1	1	0	1	0	0	0	10
32	RIDENOUR, Desmond		3-4	0-0	0-0	0	2	2	5	6	2	2	1	0	24
	Team					1	0	1							
	Totals		25-61	5-18	14-19	10	23	33	19	69	9	9	4	8	200

FG % 1st Half: 9-30 30.0% 2nd half: 16-31 51.6% Game: 25-61 41.0%
3FG % 1st Half: 3-12 25.0% 2nd half: 2-6 33.3% Game: 5-18 27.8%
FT % 1st Half: 4-5 80.0% 2nd half: 10-14 71.4% Game: 14-19 73.7%

Deadball Rebounds 4

Miami 80 • 9-7; 2-1 MAC

##	Player		Total FG-FGA	3-Ptr FG-FGA	FT-FTA	Rebounds Off	Def	Tot	PF	TP	A	TO	Blk	Stl	Min
11	McLANE, Logan	f	3-5	1-1	0-0	2	7	9	4	7	0	2	0	1	18
20	BROWN, Dalonte	f	3-7	0-1	2-4	1	2	3	3	8	0	0	0	0	12
01	SIBANDE, Nike	g	6-17	3-10	2-5	3	3	6	3	17	2	1	1	2	30
03	ADAWAY, Jalen	g	2-4	0-2	5-6	1	3	4	2	9	0	2	0	1	33
12	RINGO, Darrian	g	7-9	2-2	0-1	0	2	2	0	16	7	4	0	1	33
00	HARPER, Darius		0-1	0-0	0-0	0	0	0	3	0	0	1	0	0	5
02	MILLS, Rod		3-5	1-3	1-2	1	6	7	1	8	4	2	1	1	26
04	COLEMAN-LANDS,Isaia		1-2	1-2	1-2	0	0	0	2	4	2	0	0	0	12
05	AYAH, Precious		0-0	0-0	0-0	0	0	0	1	0	0	0	0	0	0+
13	WRIGHT, Jake		1-2	1-2	0-0	0	0	0	0	3	1	0	0	0	14
14	BOWMAN, Bam		3-4	1-2	1-2	0	3	3	3	8	0	1	1	0	17
	Team					1	0	1							
	Totals		29-56	10-25	12-22	9	26	35	22	80	16	13	3	6	200

FG % 1st Half: 20-37 54.1% 2nd half: 9-19 47.4% Game: 29-56 51.8%
3FG % 1st Half: 7-16 43.8% 2nd half: 3-9 33.3% Game: 10-25 40.0%
FT % 1st Half: 1-4 25.0% 2nd half: 11-18 61.1% Game: 12-22 54.5%

Deadball Rebounds 5,1

Officials: Lewis Garrison, Ron Tyburski, Bret Wegenke
Technical fouls: Kent State-None. Miami-None.
Attendance: 884

Score by periods	1st	2nd	Total
Kent State	25	44	**69**
Miami	48	32	**80**

GM #17: Kent State 70, Ohio 69
Fri., Jan. 12, 2018 * Kent, Ohio

Ohio 69 • 8-8, 1-3 MAC

##	Player		Total FG-FGA	3-Ptr FG-FGA	FT-FTA	Rebounds Off	Def	Tot	PF	TP	A	TO	Blk	Stl	Min
22	BLOCK, Gavin	f	4-6	2-4	0-1	0	2	2	1	10	2	1	1	1	29
45	TAYLOR, Doug	f	1-1	0-0	2-4	1	3	4	4	4	1	1	2	1	16
04	KIRK, Teyvion	g	6-12	1-1	4-4	2	5	7	2	17	2	2	0	2	33
24	LASTER, Mike	g	4-14	3-7	0-0	0	2	2	4	11	2	3	0	0	34
35	DARTIS, Jordan	g	3-8	2-6	2-2	0	4	4	2	10	5	2	0	0	36
00	BUTLER, Zach		3-3	1-1	2-2	0	2	2	0	9	2	2	0	0	17
03	GOLLON, James		0-1	0-0	0-0	0	3	3	1	0	0	0	0	0	8
23	MICKLE, Kevin		4-8	0-0	0-0	1	2	3	4	8	1	1	0	1	21
44	GARERI, A.J.		0-0	0-0	0-0	0	2	2	0	0	0	1	0	0	6
	Team					1	1	2				1			
	Totals		25-53	9-19	10-13	5	26	31	18	69	15	14	3	5	200

FG % 1st Half:	12-26	46.2%	2nd half:	13-27	48.1%	Game: 25-53 47.2%
3FG % 1st Half:	2-9	22.2%	2nd half:	7-10	70.0%	Game: 9-19 47.4%
FT % 1st Half:	5-7	71.4%	2nd half:	5-6	83.3%	Game: 10-13 76.9%

Deadball Rebounds 2,1

Kent State 70 • 8-9, 2-2 MAC

##	Player		Total FG-FGA	3-Ptr FG-FGA	FT-FTA	Rebounds Off	Def	Tot	PF	TP	A	TO	Blk	Stl	Min
05	PIPPEN, Danny	f	0-4	0-2	1-2	2	1	3	3	1	1	0	0	0	9
01	DE LA ROSA, Adonis	c	4-8	0-0	0-0	1	2	3	3	8	1	4	0	0	24
00	AVERY, Jalen	g	0-3	0-2	3-3	1	3	4	1	3	2	0	0	2	34
13	PETERSON, Mitch	g	1-5	1-3	1-3	2	4	6	0	4	0	1	1	0	28
55	ZABO, Kevin	g	8-15	4-7	4-9	1	5	6	2	24	1	2	0	1	33
02	DULING, BJ		1-1	1-1	2-2	0	1	1	1	5	1	1	0	0	11
03	FREDERICK, Akiean		1-1	0-0	0-0	0	3	3	2	2	0	0	0	0	11
23	WALKER, Jaylin		6-13	2-3	1-4	0	5	5	2	15	0	0	0	1	28
32	RIDENOUR, Desmond		4-6	0-0	0-0	1	0	1	0	8	1	2	0	0	22
	Team					1	0	1							
	Totals		25-56	8-18	12-23	9	24	33	14	70	7	10	1	4	200

FG % 1st Half:	13-29	44.8%	2nd half:	12-27	44.4%	Game: 25-56 44.6%
3FG % 1st Half:	5-10	50.0%	2nd half:	3-8	37.5%	Game: 8-18 44.4%
FT % 1st Half:	9-12	75.0%	2nd half:	3-11	27.3%	Game: 12-23 52.2%

Deadball Rebounds 6

Officials: Terry Wymer, Kevin O'Connell, Bryan Anslinger
Technical fouls: Ohio-None. Kent State-DE LA ROSA, Adonis.
Attendance: 2114

Score by periods	1st	2nd	Total
Ohio	31	38	**69**
Kent State	40	30	**70**

Points	In Paint	Off T/O	2nd Chance	Fast Break	Bench
OHIO	26	16	4	6	17
KENTST	26	14	6	12	30

Last FG - OHIO 2nd-02:01, KENTST 2nd-00:21.
Largest lead - OHIO by 7 1st-12:15, KENTST by 12 2nd-13:53.
OHIO led for 11:58. KENTST led for 24:27. Game was tied for 03:31.

Score tied - 4 times.
Lead changed - 6 times.

GM #18: Kent State 73, Western Michigan 71
Tues., Jan. 16, 2018 * Kent, Ohio

Western Michigan 71 • 11-7, 3-2 MAC

##	Player		Total FG-FGA	3-Ptr FG-FGA	FT-FTA	Rebounds Off	Def	Tot	PF	TP	A	TO	Blk	Stl	Min
03	DAVIS, Josh	f	5-9	0-3	6-8	2	4	6	2	16	2	2	2	1	35
35	JOHNSON, Brandon	f	5-9	0-0	4-6	2	4	6	3	14	0	3	1	1	30
42	LAMONT, Drake	c	2-5	0-0	1-2	1	1	2	2	5	2	0	1	0	20
00	MOORE, Bryce	g	1-5	1-5	3-3	0	3	3	0	6	1	2	0	1	34
10	WILDER, Thomas	g	4-10	1-3	1-4	0	1	1	2	10	2	2	0	0	30
01	FLOWERS, Michael		2-4	0-2	1-1	0	2	2	0	5	1	0	0	0	13
04	PRINTY, Jared		0-1	0-0	0-0	0	0	0	0	0	0	0	0	0	4
23	JONES, Reggie		5-9	1-4	0-0	1	6	7	1	11	1	2	0	2	27
50	DUGAN, Seth		2-3	0-0	0-0	1	1	2	2	4	0	0	0	2	7
	Team					1	3	4							
	Totals		26-55	3-17	16-24	8	25	33	12	71	9	11	4	7	200

FG % 1st Half:	15-32	46.9%	2nd half:	11-23	47.8%	Game: 26-55 47.3%
3FG % 1st Half:	2-9	22.2%	2nd half:	1-8	12.5%	Game: 3-17 17.6%
FT % 1st Half:	1-3	33.3%	2nd half:	15-21	71.4%	Game: 16-24 66.7%

Deadball Rebounds 4,2

Kent State 73 • 9-9, 3-2 MAC

##	Player		Total FG-FGA	3-Ptr FG-FGA	FT-FTA	Rebounds Off	Def	Tot	PF	TP	A	TO	Blk	Stl	Min
05	PIPPEN, Danny	f	6-9	4-5	0-0	3	1	4	3	16	0	0	0	0	23
01	DE LA ROSA, Adonis	c	5-12	0-0	1-1	3	9	12	5	11	0	3	0	0	27
00	AVERY, Jalen	g	1-8	1-2	0-0	0	2	2	0	3	9	3	0	1	30
13	PETERSON, Mitch	g	3-5	1-3	0-0	2	4	6	1	7	1	0	0	1	29
55	ZABO, Kevin	g	8-17	5-7	2-2	1	3	4	3	23	4	3	0	3	33
02	DULING, BJ		1-4	0-1	1-2	0	0	0	2	3	0	0	1	0	14
23	WALKER, Jaylin		3-9	2-5	2-2	1	2	3	1	10	0	4	0	0	29
32	RIDENOUR, Desmond		0-1	0-0	0-0	0	1	1	0	0	1	1	0	0	15
	Team					1	1	2							
	Totals		27-65	13-23	6-7	11	23	34	15	73	15	14	1	5	200

FG % 1st Half:	16-31	51.6%	2nd half:	11-34	32.4%	Game: 27-65 41.5%
3FG % 1st Half:	8-11	72.7%	2nd half:	5-12	41.7%	Game: 13-23 56.5%
FT % 1st Half:	5-5	100.0	2nd half:	1-2	50.0%	Game: 6-7 85.7%

Deadball Rebounds 1,2

Officials: Terry Wymer, Steve McJunkins, Todd Williams
Technical fouls: Western Michigan-None. Kent State-None.
Attendance: 2585

Score by periods	1st	2nd	Total
Western Michigan	33	38	**71**
Kent State	45	28	**73**

Points	In Paint	Off T/O	2nd Chance	Fast Break	Bench
WMU	36	19	14	13	20
KENTST	22	11	14	4	13

Last FG - WMU 2nd-00:07, KENTST 2nd-00:01.
Largest lead - WMU by 3 1st-17:32, KENTST by 18 1st-03:46.
WMU led for 03:43. KENTST led for 34:11. Game was tied for 02:06.

Score tied - 4 times.
Lead changed - 3 times.

GM #19: Toledo 72, Kent State 65
Sat., Jan. 20, 2018 * Toledo, Ohio

Kent State 65 • 9-10 (3-3 MAC)

##	Player		Total FG-FGA	3-Ptr FG-FGA	FT-FTA	Rebounds Off	Def	Tot	PF	TP	A	TO	Blk	Stl	Min
05	PIPPEN, Danny	f	2-5	1-1	0-0	1	4	5	3	5	0	1	0	0	18
01	DE LA ROSA, Adonis	c	3-7	0-0	3-5	3	11	14	2	9	2	6	2	0	31
00	AVERY, Jalen	g	1-5	1-4	0-0	0	3	3	5	3	3	0	0	0	31
13	PETERSON, Mitch	g	0-1	0-1	0-0	0	3	3	1	0	2	1	0	0	26
55	ZABO, Kevin	g	9-14	1-2	1-2	0	2	2	4	20	1	0	0	1	34
02	DULING, BJ		1-2	0-1	1-2	0	1	1	0	3	0	0	0	0	8
03	FREDERICK, Akiean		0-0	0-0	0-0	0	0	0	0	0	1	0	0	0	2
23	WALKER, Jaylin		7-16	5-10	0-2	1	1	2	1	19	0	1	1	1	31
32	RIDENOUR, Desmond		3-4	0-0	0-0	0	2	2	1	6	0	1	0	0	19
	Team					2	0	2							
	Totals		26-54	8-19	5-11	7	27	34	17	65	9	10	3	2	200

FG % 1st Half:	12-24	50.0%	2nd half:	14-30	46.7%	Game: 26-54 48.1%
3FG % 1st Half:	4-8	50.0%	2nd half:	4-11	36.4%	Game: 8-19 42.1%
FT % 1st Half:	2-4	50.0%	2nd half:	3-7	42.9%	Game: 5-11 45.5%

Deadball Rebounds 2

TOLEDO 72 • 13-6 (5-1 MAC)

##	Player		Total FG-FGA	3-Ptr FG-FGA	FT-FTA	Rebounds Off	Def	Tot	PF	TP	A	TO	Blk	Stl	Min
02	ADWAY, Taylor	f	2-4	0-0	0-1	1	2	3	2	4	0	0	1	0	15
35	NAVIGATO, Nate	f	3-6	1-3	0-0	2	1	3	0	7	3	0	1	0	29
03	JACKSON, Marreon	g	3-9	2-7	3-4	0	0	0	1	11	2	1	0	0	32
04	FLETCHER, Tre'Shaun	g	6-17	0-5	5-6	1	11	12	1	17	4	2	0	0	35
13	SANFORD, Jaelan	g	4-10	2-3	4-4	0	1	1	1	14	5	0	0	2	38
05	ROBERTS, Justin		0-2	0-1	0-0	0	0	0	0	0	2	0	0	0	10
21	ALDERSON, Dylan		1-2	0-0	0-0	1	1	2	0	2	1	0	0	0	5
23	JACKSON, Willie		0-2	0-1	1-2	0	1	1	0	1	1	0	0	0	12
30	KNAPKE, Luke		7-9	1-1	1-2	2	7	9	4	16	0	2	1	2	24
	Team					3	1	4				1			
	Totals		26-61	6-21	14-19	10	25	35	9	72	18	6	3	4	200

FG % 1st Half:	12-36	33.3%	2nd half:	14-25	56.0%	Game: 26-61 42.6%
3FG % 1st Half:	5-16	31.3%	2nd half:	1-5	20.0%	Game: 6-21 28.6%
FT % 1st Half:	1-2	50.0%	2nd half:	13-17	76.5%	Game: 14-19 73.7%

Deadball Rebounds 3

Officials: Donnie Eppley, Glenn Mayborg, Darryl Smith
Technical fouls: Kent State-AVERY, Jalen. TOLEDO-None.
Attendance: 4970

Score by periods	1st	2nd	Total
Kent State	30	35	**65**
TOLEDO	30	42	**72**

Points	In Paint	Off T/O	2nd Chance	Fast Break	Bench
KENTST	34	9	7	2	28
TOLEDO	36	7	9	0	19

Last FG - KENTST 2nd-00:20, TOLEDO 2nd-02:18.
Largest lead - KENTST by 4 2nd-16:45, TOLEDO by 12 1st-13:25.
KENTST led for 08:17. TOLEDO led for 24:15. Game was tied for 07:28.

Score tied - 10 times.
Lead changed - 10 times.

GM #20: Kent State 88, Ball State 80
Tues., Jan. 23, 2018 * Kent, Ohio

Ball State 80 • 12-8, 3-4 MAC

##	Player		Total FG-FGA	3-Ptr FG-FGA	FT-FTA	Rebounds Off	Def	Tot	PF	TP	A	TO	Blk	Stl	Min
14	MALLERS, Kyle	f	3-4	2-2	4-4	2	5	7	5	12	2	1	1	0	30
25	TEAGUE, Tahjai	f	4-14	0-6	4-6	0	2	2	3	12	0	2	1	1	35
34	SELLERS, Sean	f	6-9	3-5	0-0	2	7	9	0	15	2	2	1	3	32
24	MOSES, Trey	c	4-7	0-0	1-2	3	0	3	4	9	2	2	1	0	31
02	PERSONS, Tayler	g	7-18	4-6	1-2	0	4	4	3	19	7	4	0	0	37
00	KIAPWAY, Francis		0-2	0-2	0-0	0	1	1	2	0	0	1	0	0	12
05	EL-AMIN, Ishmael		3-6	1-3	0-0	0	1	1	0	7	2	2	0	2	23
15	GUNN, Zach		0-3	0-2	2-2	0	4	4	2	2	0	1	0	0	14
22	TYLER, Jeremie		1-5	1-3	1-2	0	0	0	0	4	0	1	1	1	11
	Team					3	3	6							
	Totals		28-68	11-29	13-18	10	27	37	19	80	15	16	5	7	225

FG % 1st Half:	11-29	37.9%	2nd half:	13-29	44.8%	OT:	4-10	40.0%	Game: 28-68 41.2%
3FG % 1st Half:	5-15	33.3%	2nd half:	5-10	50.0%	OT:	1-4	25.0%	Game: 11-29 37.9%
FT % 1st Half:	4-4	100.0	2nd half:	9-14	64.3%	OT:	0-0	0.0%	Game: 13-18 72.2%

Deadball Rebounds 2,3

Kent State 88 • 10-10, 4-3 MAC

##	Player		Total FG-FGA	3-Ptr FG-FGA	FT-FTA	Rebounds Off	Def	Tot	PF	TP	A	TO	Blk	Stl	Min
05	PIPPEN, Danny	f	3-11	1-6	4-4	4	12	16	3	11	2	2	3	0	32
01	DE LA ROSA, Adonis	c	6-9	0-0	3-5	3	5	8	4	15	0	5	0	1	31
00	AVERY, Jalen	g	4-6	2-3	0-0	0	3	3	0	10	4	0	0	0	35
23	WALKER, Jaylin	g	6-12	3-7	2-2	2	5	7	0	17	2	3	0	1	34
55	ZABO, Kevin	g	9-20	1-5	2-2	0	3	3	2	21	2	1	0	2	39
02	DULING, BJ		5-9	0-2	0-0	0	1	1	2	10	0	2	1	0	21
13	PETERSON, Mitch		1-3	0-1	0-0	1	1	2	2	2	1	0	0	0	16
32	RIDENOUR, Desmond		1-3	0-1	0-0	0	2	2	2	2	2	1	0	3	17
	Team					0	0	0							
	Totals		35-73	7-25	11-13	10	32	42	15	88	13	14	4	7	225

FG % 1st Half:	16-34	47.1%	2nd half:	14-31	45.2%	OT:	5-8	62.5%	Game: 35-73 47.9%
3FG % 1st Half:	2-11	18.2%	2nd half:	4-10	40.0%	OT:	1-4	25.0%	Game: 7-25 28.0%
FT % 1st Half:	4-5	80.0%	2nd half:	1-2	50.0%	OT:	6-6	100.0	Game: 11-13 84.6%

Deadball Rebounds 0,1

Officials: Chris Beaver, Lewis Garrison, John Floyd
Technical fouls: Ball State-None. Kent State-None.
Attendance: 2430

Score by periods	1st	2nd	OT	Total
Ball State	31	40	9	**80**
Kent State	38	33	17	**88**

Points	In Paint	Off T/O	2nd Chance	Fast Break	Bench
BSU	28	14	11	9	13
KENTST	44	16	11	18	14

Last FG - BSU OT-00:17, KENTST OT-00:07.
Largest lead - BSU by 6 1st-17:18, KENTST by 10 1st-02:21.
BSU led for 06:32. KENTST led for 33:15. Game was tied for 05:13.

Score tied - 6 times.
Lead changed - 10 times.

GM #21: Kent State 84, Central Michigan 76
Sat., Jan. 27, 2018 * Mt. Pleasant, Mich.

Kent State 84 • 11-10, 5-3 MAC

##	Player		Total FG-FGA	3-Ptr FG-FGA	FT-FTA	Rebounds Off	Def	Tot	PF	TP	A	TO	Blk	Stl	Min
00	AVERY, Jalen	*	2-7	0-3	5-7	2	4	6	1	9	2	2	0	0	35
01	DE LA ROSA, Adonis	*	3-6	0-0	8-8	3	7	10	2	14	1	3	2	1	33
05	PIPPEN, Danny	*	2-4	1-2	0-0	0	3	3	1	5	0	1	0	0	22
23	WALKER, Jaylin	*	8-16	5-12	0-0	1	7	8	2	21	1	2	0	1	36
55	ZABO, Kevin	*	9-17	2-8	2-5	0	3	3	2	22	3	4	0	1	36
02	DULING, BJ		2-4	0-0	0-0	3	1	4	4	4	1	0	0	0	10
03	FREDERICK, Akiean		0-0	0-0	0-0	0	0	0	0	0	0	0	0	0	2
13	PETERSON, Mitch		2-5	1-2	3-4	2	1	3	1	8	1	0	0	2	10
32	RIDENOUR, Desmond		0-2	0-0	1-2	0	2	2	4	1	0	1	0	0	16
	Team					1	1	2				2			
	Totals		28-61	9-27	19-26	12	29	41	17	84	9	15	2	5	200

FG % 1st Half: 12-29 41.4% 2nd half: 16-32 50.0% Game: 28-61 45.9%
3FG % 1st Half: 2-10 20.0% 2nd half: 7-17 41.2% Game: 9-27 33.3%
FT % 1st Half: 6-9 66.7% 2nd half: 13-17 76.5% Game: 19-26 73.1%

Deadball Rebounds 2

Central Michigan 76 • 13-8, 2-6 MAC

##	Player		Total FG-FGA	3-Ptr FG-FGA	FT-FTA	Rebounds Off	Def	Tot	PF	TP	A	TO	Blk	Stl	Min
02	ROUNDTREE, Shawn	*	4-12	1-6	8-10	0	2	2	3	17	5	2	0	2	32
12	KOZINSKI, Josh	*	0-2	0-2	0-0	0	1	1	4	0	0	0	0	0	19
14	DiLEO, David	*	3-10	2-5	3-4	4	7	11	2	11	0	3	0	1	35
21	WILLIAMS, Cecil	*	6-15	1-3	1-1	0	6	6	4	14	1	5	1	0	26
24	MEYER, Luke	*	6-8	3-5	0-0	3	2	5	4	15	2	1	1	0	23
00	PEPPERS, Gavin		2-4	0-2	0-0	0	0	0	0	4	1	1	0	0	10
01	REDMAN, Corey		0-0	0-0	0-0	0	0	0	0	0	0	0	0	0	2
11	NWOKO, Innocent		0-0	0-0	0-0	1	0	1	1	0	0	0	0	0	3
15	SMITH, Matty		0-2	0-0	0-0	0	1	1	1	0	2	0	0	0	9
20	McKAY, Kevin		5-7	0-1	1-1	1	6	7	1	11	2	0	1	3	30
22	BEACHLER, Matt		1-5	1-4	1-2	0	1	1	0	4	1	0	0	0	11
	Team					1	0	1							
	Totals		27-65	8-28	14-18	10	26	36	20	76	14	12	3	6	200

FG % 1st Half: 14-32 43.8% 2nd half: 13-33 39.4% Game: 27-65 41.5%
3FG % 1st Half: 3-10 30.0% 2nd half: 5-18 27.8% Game: 8-28 28.6%
FT % 1st Half: 10-11 90.9% 2nd half: 4-7 57.1% Game: 14-18 77.8%

Deadball Rebounds 3

Officials: Glenn Mayborg, John Yorkovich, Jeff Spedoske
Technical fouls: Kent State-DULING, BJ; TEAM. Central Michigan-None.
Attendance: 2967

Score by periods	1st	2nd	Total
Kent State	32	52	**84**
Central Michigan	41	35	**76**

Points	In Paint	Off T/O	2nd Chance	Fast Break	Bench
KENTST	34	12	10	9	13
CMU	38	19	10	11	19

Last FG - KENTST 2nd-01:27, CMU 2nd-00:38.
Largest lead - KENTST by 9 2nd-01:01, CMU by 14 1st-02:08.
KENTST led for 16:37. CMU led for 18:53. Game was tied for 04:30.

Score tied - 7 times.
Lead changed - 8 times.

GM #22: Kent State 82, Buffalo 79
Tues., Jan. 30, 2018 * Kent, Ohio

Buffalo 79 • 16-6, 8-1 MAC

##	Player		Total FG-FGA	3-Ptr FG-FGA	FT-FTA	Rebounds Off	Def	Tot	PF	TP	A	TO	Blk	Stl	Min
34	SMART, Ikenna	f	0-1	0-0	3-4	0	3	3	3	3	0	1	0	0	17
02	HARRIS, Jeremy	g	7-10	4-6	2-3	1	3	4	3	20	1	2	0	0	32
04	JORDAN, Davonta	g	4-6	2-2	2-2	0	2	2	2	12	5	1	0	1	30
05	MASSINBURG, CJ	g	4-6	0-2	0-0	0	3	3	2	8	2	2	0	2	38
10	CLARK, Wes	g	4-9	2-4	2-2	0	3	3	5	12	4	1	0	0	33
01	MCRAE, Montell		2-3	0-1	0-0	0	1	1	2	4	0	0	0	0	4
03	GRAVES, Jayvon		1-4	0-1	1-1	0	3	3	0	3	0	0	1	0	11
22	CARUTHERS, Dontay		1-2	0-1	0-0	1	0	1	2	2	1	1	0	1	12
33	PERKINS, Nick		7-13	0-2	1-2	0	2	2	5	15	3	2	1	1	23
	Team					0	0	0							
	Totals		30-54	8-19	11-14	2	20	22	24	79	16	10	2	5	200

FG % 1st Half: 20-29 69.0% 2nd half: 10-25 40.0% Game: 30-54 55.6%
3FG % 1st Half: 4-8 50.0% 2nd half: 4-11 36.4% Game: 8-19 42.1%
FT % 1st Half: 3-3 100.0 2nd half: 8-11 72.7% Game: 11-14 78.6%

Deadball Rebounds 3,1

Kent State 82 • 12-10, 6-3 MAC

##	Player		Total FG-FGA	3-Ptr FG-FGA	FT-FTA	Rebounds Off	Def	Tot	PF	TP	A	TO	Blk	Stl	Min
05	PIPPEN, Danny	f	5-7	3-4	8-10	3	10	13	3	21	0	2	1	1	28
01	DE LA ROSA, Adonis	c	8-12	0-0	4-4	2	4	6	4	20	5	2	0	0	38
00	AVERY, Jalen	g	4-10	2-6	4-5	1	3	4	0	14	6	1	0	0	37
23	WALKER, Jaylin	g	4-12	1-6	6-6	0	2	2	2	15	1	3	0	1	34
55	ZABO, Kevin	g	3-7	2-3	0-0	1	0	1	4	8	0	1	0	1	30
02	DULING, BJ		0-0	0-0	0-0	0	1	1	0	0	0	0	0	0	5
13	PETERSON, Mitch		0-4	0-1	0-0	0	1	1	0	0	0	0	0	2	12
32	RIDENOUR, Desmond		2-5	0-1	0-0	1	0	1	2	4	0	0	0	0	16
	Team					1	0	1				1			
	Totals		26-57	8-21	22-25	9	21	30	15	82	12	10	1	5	200

FG % 1st Half: 13-28 46.4% 2nd half: 13-29 44.8% Game: 26-57 45.6%
3FG % 1st Half: 4-10 40.0% 2nd half: 4-11 36.4% Game: 8-21 38.1%
FT % 1st Half: 4-5 80.0% 2nd half: 18-20 90.0% Game: 22-25 88.0%

Deadball Rebounds 4,1

Officials: Robert Riley, Courtney Green, Darryl Smith
Technical fouls: Buffalo-PERKINS, Nick. Kent State-WALKER, Jaylin.
Attendance: 2877
UB #33 ejected at 00:07 (2nd)
KSU #23 ejected at 00:07 (2nd)

Score by periods	1st	2nd	Total
Buffalo	47	32	**79**
Kent State	34	48	**82**

Points	In Paint	Off T/O	2nd Chance	Fast Break	Bench
UB	36	12	4	14	24
KENTST	26	12	8	2	4

Last FG - UB 2nd-00:03, KENTST 2nd-00:37.
Largest lead - UB by 18 1st-02:40, KENTST by 5 2nd-00:07.
UB led for 37:45. KENTST led for 00:57. Game was tied for 01:18.

Score tied - 2 times.
Lead changed - 2 times.

GM #23: Bowling Green 70, Kent State 62
Sat., Feb. 3, 2018 * Bowling Green, Ohio

Kent State 62 • 12-11 (6-4 MAC)

##	Player		Total FG-FGA	3-Ptr FG-FGA	FT-FTA	Rebounds Off	Def	Tot	PF	TP	A	TO	Blk	Stl	Min
05	PIPPEN, Danny	f	0-1	0-1	1-2	1	5	6	5	1	1	2	2	2	24
01	DE LA ROSA, Adonis	c	7-11	0-0	6-8	3	3	6	3	20	0	5	1	1	32
00	AVERY, Jalen	g	5-13	1-5	0-0	0	4	4	0	11	2	0	0	0	33
23	WALKER, Jaylin	g	7-17	5-13	1-1	1	5	6	2	20	1	2	0	1	36
55	ZABO, Kevin	g	1-5	0-1	2-2	1	4	5	2	4	2	4	0	1	29
02	DULING, BJ		2-6	0-1	0-0	0	2	2	1	4	0	2	0	0	13
13	PETERSON, Mitch		1-2	0-1	0-0	1	1	2	0	2	1	0	0	0	12
32	RIDENOUR, Desmond		0-1	0-0	0-2	0	4	4	3	0	0	0	0	0	20
33	NWANKWO, Jonathan		0-0	0-0	0-0	0	0	0	1	0	0	0	0	0	1
	Team					2	0	2							
	Totals		23-56	6-22	10-15	9	28	37	17	62	7	15	3	5	200

FG % 1st Half: 13-33 39.4% 2nd half: 10-23 43.5% Game: 23-56 41.1%
3FG % 1st Half: 3-12 25.0% 2nd half: 3-10 30.0% Game: 6-22 27.3%
FT % 1st Half: 2-2 100.0 2nd half: 8-13 61.5% Game: 10-15 66.7%

Deadball Rebounds 2

Bowling Green 70 • 14-9 (5-5 MAC)

##	Player		Total FG-FGA	3-Ptr FG-FGA	FT-FTA	Rebounds Off	Def	Tot	PF	TP	A	TO	Blk	Stl	Min
01	WIGGINS, Demajeo	f	6-9	0-0	1-1	0	9	9	3	13	2	1	0	0	32
40	KOCH, Derek	f	3-8	2-4	0-0	2	4	6	4	8	2	3	0	0	23
05	FRYE, Dylan	g	0-5	0-3	0-0	2	0	2	2	0	1	0	0	0	14
10	TURNER, Justin	g	8-18	2-4	2-2	1	2	3	0	20	3	2	0	3	39
11	LILLARD, Antwon	g	4-7	1-4	2-3	1	2	3	4	11	3	2	0	1	23
00	CUMMINGS, Nelly		0-1	0-1	0-1	0	2	2	0	0	0	0	1	0	13
03	CALDWELL, Rodrick		4-6	2-4	2-3	0	2	2	1	12	4	0	1	0	26
13	UJU, Jeffrey		0-1	0-0	0-0	1	0	1	1	0	0	0	0	0	4
24	FOX, Matt		2-3	1-2	1-1	0	1	1	0	6	0	0	0	1	12
25	PLOWDEN, Daeqwon		0-4	0-2	0-0	1	1	2	0	0	0	1	0	0	11
52	GADSON, Joniya		0-1	0-0	0-0	0	2	2	0	0	0	1	1	0	3
	Team					2	2	4							
	Totals		27-63	8-24	8-11	10	27	37	15	70	15	10	3	5	200

FG % 1st Half: 9-33 27.3% 2nd half: 18-30 60.0% Game: 27-63 42.9%
3FG % 1st Half: 3-13 23.1% 2nd half: 5-11 45.5% Game: 8-24 33.3%
FT % 1st Half: 3-4 75.0% 2nd half: 5-7 71.4% Game: 8-11 72.7%

Deadball Rebounds 1

Officials: Todd Williams, Brooks Wells, Brad Clauss
Technical fouls: Kent State-None. Bowling Green-None.
Attendance: 3540

Score by periods	1st	2nd	Total
Kent State	31	31	**62**
Bowling Green	24	46	**70**

Points	In Paint	Off T/O	2nd Chance	Fast Break	Bench
KENTST	28	15	6	7	6
BGSU	30	14	12	11	18

Last FG - KENTST 2nd-01:13, BGSU 2nd-00:09.
Largest lead - KENTST by 19 1st-05:00, BGSU by 8 2nd-00:09.
KENTST led for 32:18. BGSU led for 05:31. Game was tied for 02:11.

Score tied - 2 times.
Lead changed - 1 time.

GM #24: Eastern Michigan 71, Kent State 67
Tues., Feb. 6, 2018 * Kent, Ohio

Eastern Michigan 71 • 14-10, 5-6 MAC

##	Player		Total FG-FGA	3-Ptr FG-FGA	FT-FTA	Rebounds Off	Def	Tot	PF	TP	A	TO	Blk	Stl	Min
03	JACKSON, Paul	f	6-14	0-1	5-5	2	0	2	1	17	8	2	0	1	40-
05	MINNIE, Elijah	f	6-14	2-8	1-1	2	4	6	3	15	1	4	3	3	31
02	THOMPSON IV, James	c	6-10	0-0	0-1	1	7	8	4	12	0	1	2	2	35
00	ELLISON, Malik	g	0-4	0-2	0-0	0	1	1	1	0	2	1	0	1	16
01	BOND, Tim	g	3-5	0-1	0-2	3	5	8	0	6	5	3	1	0	32
15	NOBLES, Jordan		4-4	2-2	0-0	0	1	1	1	10	0	0	0	2	22
20	JONES, Bud		0-0	0-0	0-0	1	0	1	0	0	0	0	0	0	2
30	KING, Jalen		0-0	0-0	0-0	0	0	0	1	0	0	0	0	1	3
31	GROCE, Ty		4-9	0-2	3-4	1	2	3	4	11	1	1	0	1	19
	Team					1	0	1				1			
	Totals		29-60	4-16	9-13	11	20	31	15	71	17	13	6	11	200

FG % 1st Half: 14-31 45.2% 2nd half: 15-29 51.7% Game: 29-60 48.3%
3FG % 1st Half: 1-8 12.5% 2nd half: 3-8 37.5% Game: 4-16 25.0%
FT % 1st Half: 4-6 66.7% 2nd half: 5-7 71.4% Game: 9-13 69.2%

Deadball Rebounds 1

Kent State 67 • 12-12, 6-5 MAC

##	Player		Total FG-FGA	3-Ptr FG-FGA	FT-FTA	Rebounds Off	Def	Tot	PF	TP	A	TO	Blk	Stl	Min
05	PIPPEN, Danny	f	5-11	1-2	2-2	5	5	10	3	13	1	1	1	0	22
01	DE LA ROSA, Adonis	c	2-7	0-0	1-3	5	8	13	3	5	2	3	1	3	35
00	AVERY, Jalen	g	2-6	1-3	2-2	2	1	3	1	7	3	5	0	1	35
23	WALKER, Jaylin	g	8-16	6-13	2-2	2	1	3	3	24	5	5	0	0	39
55	ZABO, Kevin	g	1-8	0-5	0-0	0	2	2	1	2	3	3	0	1	29
02	DULING, BJ		4-5	0-0	3-5	0	1	1	3	11	0	0	1	0	15
03	FREDERICK, Akiean		0-0	0-0	0-0	0	0	0	1	0	0	1	0	0	2
13	PETERSON, Mitch		1-1	1-1	0-0	0	2	2	0	3	0	0	0	0	13
32	RIDENOUR, Desmond		1-3	0-0	0-0	0	0	0	3	2	0	0	0	1	10
	Team					1	2	3				1			
	Totals		24-57	9-24	10-14	15	22	37	18	67	14	19	3	6	200

FG % 1st Half: 10-26 38.5% 2nd half: 14-31 45.2% Game: 24-57 42.1%
3FG % 1st Half: 5-15 33.3% 2nd half: 4-9 44.4% Game: 9-24 37.5%
FT % 1st Half: 3-4 75.0% 2nd half: 7-10 70.0% Game: 10-14 71.4%

Deadball Rebounds 2,1

Officials: Chris Beaver, Rob Kueneman, Steve McJunkins
Technical fouls: Eastern Michigan-None. Kent State-None.
Attendance: 2373

Score by periods	1st	2nd	Total
Eastern Michigan	33	38	**71**
Kent State	28	39	**67**

Points	In Paint	Off T/O	2nd Chance	Fast Break	Bench
EMU	48	22	13	14	21
KENTST	20	11	9	0	16

Last FG - EMU 2nd-00:14, KENTST 2nd-00:12.
Largest lead - EMU by 8 2nd-01:05, KENTST by 4 1st-12:58.
EMU led for 27:05. KENTST led for 06:09. Game was tied for 06:46.

Score tied - 8 times.
Lead changed - 12 times.

GM #25: Ball State 87, Kent State 68
Friday, Feb. 9, 2018 * Muncie, Ind.

Kent State 68 • 12-13, 6-6 MAC

##	Player		Total FG-FGA	3-Ptr FG-FGA	FT-FTA	Rebounds Off	Def	Tot	PF	TP	A	TO	Blk	Stl	Min
05	PIPPEN, Danny	f	6-12	3-5	2-2	2	5	7	1	17	1	0	2	0	32
01	DE LA ROSA, Adonis	c	4-6	0-0	2-2	0	1	1	5	10	1	2	0	0	16
00	AVERY, Jalen	g	2-3	2-3	0-0	0	1	1	2	6	1	0	0	1	32
23	WALKER, Jaylin	g	4-13	2-7	5-5	3	5	8	3	15	2	7	0	0	33
55	ZABO, Kevin	g	4-12	1-5	2-4	0	1	1	1	11	6	1	0	1	33
02	DULING, BJ		3-6	0-1	0-0	0	2	2	4	6	0	1	0	1	18
03	FREDERICK, Akiean		0-1	0-0	0-0	0	1	1	1	0	0	0	0	0	7
13	PETERSON, Mitch		1-3	0-1	0-0	1	1	2	0	2	1	1	0	1	16
15	BERNSTEIN, Ryan		0-0	0-0	0-0	0	0	0	0	0	0	0	0	0	2
32	RIDENOUR, Desmond		0-2	0-1	1-2	0	1	1	2	1	0	0	0	0	10
33	NWANKWO, Jonathan		0-0	0-0	0-0	0	1	1	0	0	0	0	0	0	2
	Team					0	1	1				1			
	Totals		24-58	8-23	12-15	6	20	26	19	68	12	13	2	4	201

FG % 1st Half:	11-33	33.3%	2nd half: 13-25	52.0%	Game: 24-58	41.4%
3FG % 1st Half:	5-12	41.7%	2nd half: 3-11	27.3%	Game: 8-23	34.8%
FT % 1st Half:	3-4	75.0%	2nd half: 9-11	81.8%	Game: 12-15	80.0%

Deadball Rebounds 2

Ball State 87 • 16-9, 7-5 MAC

##	Player		Total FG-FGA	3-Ptr FG-FGA	FT-FTA	Rebounds Off	Def	Tot	PF	TP	A	TO	Blk	Stl	Min
14	MALLERS, Kyle	f	2-5	0-1	1-1	1	0	1	3	5	2	1	0	0	19
25	TEAGUE, Tahjai	f	8-12	0-0	4-6	7	7	14	2	20	4	3	0	0	32
24	MOSES, Trey	c	9-10	0-0	4-6	0	5	5	4	22	5	5	0	0	29
02	PERSONS, Tayler	g	5-11	3-5	0-0	0	5	5	1	13	4	3	0	3	31
34	SELLERS, Sean	g	6-11	3-8	0-0	2	3	5	2	15	3	0	1	1	33
00	KIAPWAY, Francis		0-1	0-1	0-0	0	0	0	0	0	0	0	0	0	5
03	THOMPSON, Josh		2-3	2-2	2-2	0	3	3	1	8	0	0	0	0	20
05	EL-AMIN, Ishmael		2-3	0-0	0-2	0	1	1	3	4	0	0	0	0	17
15	GUNN, Zach		0-4	0-3	0-0	0	3	3	1	0	1	0	0	0	14
	Team					0	2	2				1			
	Totals		34-60	8-20	11-17	10	29	39	17	87	19	13	1	4	200

FG % 1st Half:	16-28	57.1%	2nd half: 18-32	56.3%	Game: 34-60	56.7%
3FG % 1st Half:	4-11	36.4%	2nd half: 4-9	44.4%	Game: 8-20	40.0%
FT % 1st Half:	5-8	62.5%	2nd half: 6-9	66.7%	Game: 11-17	64.7%

Deadball Rebounds 2

Officials: Lamont Simpson, Ron Tyburski, Dave Cronin
Technical fouls: Kent State-None. Ball State-None.
Attendance: 4105
Kent State #1 fouled out at 5:20

Score by periods	1st	2nd	Total
Kent State	30	38	**68**
Ball State	41	46	**87**

Points	In Paint	Off T/O	2nd Chance	Fast Break	Bench
KENTST	30	9	4	6	9
BSU	50	19	12	4	12

Last FG - KENTST 2nd-00:50, BSU 2nd-02:19.
Largest lead - KENTST None, BSU by 21 2nd-01:42.
KENTST led for 00:00. BSU led for 39:41. Game was tied for 00:19.

Score tied - 0 times.
Lead changed - 0 times.

GM #26: Buffalo 84, Kent State 72
Tues., Feb. 13, 2018 * Buffalo, N.Y.

Kent State 72 • 12-14, 6-7 MAC

##	Player		Total FG-FGA	3-Ptr FG-FGA	FT-FTA	Rebounds Off	Def	Tot	PF	TP	A	TO	Blk	Stl	Min
05	PIPPEN, Danny	f	2-4	0-1	0-0	0	4	4	1	4	0	2	0	0	15
13	PETERSON, Mitch	f	0-4	0-2	0-0	0	2	2	2	0	2	2	0	2	16
01	DE LA ROSA, Adonis	c	5-9	0-0	1-2	4	5	9	4	11	3	6	1	1	37
00	AVERY, Jalen	g	6-13	4-7	0-0	0	1	1	0	16	4	0	0	2	34
23	WALKER, Jaylin	g	4-17	2-8	5-6	1	3	4	3	15	2	2	0	1	39
02	DULING, BJ		3-5	1-2	0-0	2	1	3	3	7	1	0	1	0	17
32	RIDENOUR, Desmond		1-5	0-1	0-2	0	0	0	1	2	1	0	0	2	14
55	ZABO, Kevin		7-14	1-4	2-2	0	3	3	5	17	1	0	0	0	28
	Team					3	3	6							
	Totals		28-71	8-25	8-12	10	22	32	19	72	14	12	2	8	200

FG % 1st Half:	11-29	37.9%	2nd half: 17-42	40.5%	Game: 28-71	39.4%
3FG % 1st Half:	2-7	28.6%	2nd half: 6-18	33.3%	Game: 8-25	32.0%
FT % 1st Half:	3-6	50.0%	2nd half: 5-6	83.3%	Game: 8-12	66.7%

Deadball Rebounds 4

Buffalo 84 • 19-7, 11-2 MAC

##	Player		Total FG-FGA	3-Ptr FG-FGA	FT-FTA	Rebounds Off	Def	Tot	PF	TP	A	TO	Blk	Stl	Min
02	HARRIS, Jeremy	f	9-15	2-6	4-4	0	6	6	1	24	2	1	0	2	33
34	SMART, Ikenna	c	1-3	0-0	0-0	2	3	5	2	2	1	2	1	1	14
04	JORDAN, Davonta	g	2-3	0-0	0-0	0	5	5	2	4	3	2	0	1	21
05	MASSINBURG, CJ	g	2-7	0-4	4-4	4	5	9	0	8	7	1	1	2	37
10	CLARK, Wes	g	8-14	3-6	0-0	1	3	4	4	19	3	2	0	0	26
00	REESE, James		0-1	0-1	0-0	0	0	0	0	0	0	0	0	0	2
01	MCRAE, Montell		1-1	0-0	0-1	0	2	2	1	2	1	0	0	0	12
03	GRAVES, Jayvon		2-5	1-2	0-0	0	1	1	0	5	1	1	3	1	16
22	CARUTHERS, Dontay		2-3	1-1	0-2	0	0	0	0	5	0	1	0	1	11
33	PERKINS, Nick		6-11	0-2	3-4	3	7	10	3	15	1	3	1	0	28
	Team					1	1	2							
	Totals		33-63	7-22	11-15	11	33	44	13	84	19	13	6	8	200

FG % 1st Half:	19-33	57.6%	2nd half: 14-30	46.7%	Game: 33-63	52.4%
3FG % 1st Half:	5-12	41.7%	2nd half: 2-10	20.0%	Game: 7-22	31.8%
FT % 1st Half:	2-3	66.7%	2nd half: 9-12	75.0%	Game: 11-15	73.3%

Deadball Rebounds 1

Officials: Larry Scirotto, Greg Langsdorf, Dan Dorian
Technical fouls: Kent State-None. Buffalo-SMART, Ikenna; TEAM.
Attendance: 3707

Score by periods	1st	2nd	Total
Kent State	27	45	**72**
Buffalo	45	39	**84**

Points	In Paint	Off T/O	2nd Chance	Fast Break	Bench
KENTST	30	10	12	3	26
UB	38	12	13	13	27

Last FG - KENTST 2nd-01:09, UB 2nd-03:50.
Largest lead - KENTST by 2 1st-18:34, UB by 21 1st-00:31.
KENTST led for 00:41. UB led for 36:22. Game was tied for 02:57.

Score tied - 3 times.
Lead changed - 4 times.

GM #27: Kent State 78, Akron 68
Sat., Feb. 17, 2018 * Kent, Ohio

Akron 68 • 11-15, 4-10 MAC

##	Player		Total FG-FGA	3-Ptr FG-FGA	FT-FTA	Rebounds Off	Def	Tot	PF	TP	A	TO	Blk	Stl	Min
03	UTOMI, Daniel	f	6-11	3-3	5-5	0	1	1	2	20	2	2	0	0	38
44	KOSTELAC, Mark	c	1-1	0-0	0-0	1	1	2	5	2	1	2	2	1	20
00	IVEY, Jimond	g	1-11	1-5	2-4	1	1	2	3	5	5	5	0	1	35
04	DUVIVIER, Malcolm	g	8-16	4-9	7-9	1	2	3	3	27	0	3	2	1	32
11	COTTON, Virshon	g	2-7	0-1	2-3	0	5	5	2	6	1	1	0	2	23
20	PARRISH, Eric		2-4	1-2	0-0	2	2	4	4	5	1	1	1	1	22
24	PATTON, Torrey		1-3	0-1	1-3	1	4	5	3	3	2	0	0	0	16
25	SMITH, Lucas		0-0	0-0	0-0	2	2	4	1	0	0	0	0	0	14
	Team					2	2	4							
	Totals		21-53	9-21	17-24	10	20	30	23	68	12	14	5	6	200

FG % 1st Half:	9-23	39.1%	2nd half: 12-30	40.0%	Game: 21-53	39.6%
3FG % 1st Half:	5-10	50.0%	2nd half: 4-11	36.4%	Game: 9-21	42.9%
FT % 1st Half:	8-10	80.0%	2nd half: 9-14	64.3%	Game: 17-24	70.8%

Deadball Rebounds 4,1

Kent State 78 • 13-14, 7-7 MAC

##	Player		Total FG-FGA	3-Ptr FG-FGA	FT-FTA	Rebounds Off	Def	Tot	PF	TP	A	TO	Blk	Stl	Min
05	PIPPEN, Danny	f	1-4	0-0	2-2	1	7	8	3	4	0	3	3	0	22
01	DE LA ROSA, Adonis	c	2-3	0-0	4-5	4	2	6	3	8	0	2	1	0	20
00	AVERY, Jalen	g	4-7	2-5	6-6	0	1	1	2	16	2	1	0	1	35
13	PETERSON, Mitch	g	1-4	0-2	0-0	2	2	4	2	2	0	1	0	0	28
23	WALKER, Jaylin	g	7-14	7-12	6-7	1	1	2	3	27	4	2	1	0	36
02	DULING, BJ		6-11	1-2	0-0	1	3	4	1	13	0	2	0	2	24
32	RIDENOUR, Desmond		0-2	0-0	2-2	0	1	1	2	2	1	1	1	3	9
55	ZABO, Kevin		2-9	0-3	2-2	0	3	3	5	6	1	1	0	1	26
	Team					2	4	6				1			
	Totals		23-54	10-24	22-24	11	24	35	21	78	8	14	6	7	200

FG % 1st Half:	10-31	32.3%	2nd half: 13-23	56.5%	Game: 23-54	42.6%
3FG % 1st Half:	4-14	28.6%	2nd half: 6-10	60.0%	Game: 10-24	41.7%
FT % 1st Half:	8-9	88.9%	2nd half: 14-15	93.3%	Game: 22-24	91.7%

Deadball Rebounds 1,1

Officials: Darryl Smith, Glenn Mayborg, Frank Spencer
Technical fouls: Akron-PARRISH, Eric. Kent State-DE LA ROSA, Adonis.
Attendance: 6055

Score by periods	1st	2nd	Total
Akron	31	37	**68**
Kent State	32	46	**78**

Points	In Paint	Off T/O	2nd Chance	Fast Break	Bench
AKRON	22	13	2	6	8
KENTST	24	20	10	10	21

Last FG - AKRON 2nd-00:57, KENTST 2nd-01:20.
Largest lead - AKRON by 11 1st-15:49, KENTST by 10 2nd-00:12.
AKRON led for 23:28. KENTST led for 14:23. Game was tied for 01:51.

Score tied - 3 times.
Lead changed - 8 times.

GM #28: Ohio 88, Kent State 76
Tues, Feb. 20, 2018 * Athens, Ohio

Kent State 76 • 13-15 (7-8 MAC)

##	Player		Total FG-FGA	3-Ptr FG-FGA	FT-FTA	Rebounds Off	Def	Tot	PF	TP	A	TO	Blk	Stl	Min
05	PIPPEN, Danny	f	2-5	0-2	0-0	3	1	4	3	4	0	0	3	0	16
01	DE LA ROSA, Adonis	c	6-11	0-0	1-1	2	5	7	3	13	0	1	0	1	30
00	AVERY, Jalen	g	3-6	2-5	1-2	3	4	7	0	9	4	0	0	0	31
13	PETERSON, Mitch	g	3-4	0-1	0-0	0	2	2	1	6	0	0	0	1	26
23	WALKER, Jaylin	g	5-17	1-9	1-1	3	0	3	2	12	2	3	0	0	34
02	DULING, BJ		3-6	1-2	1-2	0	3	3	2	8	0	0	0	1	12
03	FREDERICK, Akiean		0-0	0-0	0-0	0	0	0	0	0	0	1	0	0	1
32	RIDENOUR, Desmond		5-6	2-3	0-0	1	0	1	2	12	0	2	0	2	16
55	ZABO, Kevin		4-14	0-3	4-4	0	6	6	4	12	4	1	0	1	34
	Team					0	0	0							
	Totals		31-69	6-25	8-10	12	21	33	17	76	10	8	3	6	200

FG % 1st Half:	17-32	53.1%	2nd half: 14-37	37.8%	Game: 31-69	44.9%
3FG % 1st Half:	4-10	40.0%	2nd half: 2-15	13.3%	Game: 6-25	24.0%
FT % 1st Half:	1-2	50.0%	2nd half: 7-8	87.5%	Game: 8-10	80.0%

Deadball Rebounds 2

Ohio 88 • 12-15 (5-10 MAC)

##	Player		Total FG-FGA	3-Ptr FG-FGA	FT-FTA	Rebounds Off	Def	Tot	PF	TP	A	TO	Blk	Stl	Min
45	TAYLOR, Doug	f	5-7	0-0	0-0	3	2	5	3	10	0	2	0	0	21
03	GOLLON, James	g	5-8	3-6	0-0	1	6	7	2	13	1	2	0	3	31
04	KIRK, Teyvion	g	5-9	0-1	7-8	0	4	4	0	17	4	1	0	0	32
24	LASTER, Mike	g	3-9	1-4	4-5	1	1	2	3	11	3	3	0	1	28
35	DARTIS, Jordan	g	7-15	5-10	1-2	0	3	3	1	20	4	1	0	2	33
00	BUTLER, Zach		1-1	0-0	0-0	0	1	1	1	2	2	0	0	0	14
22	BLOCK, Gavin		1-3	0-1	0-0	0	1	1	1	2	4	1	0	0	19
23	MICKLE, Kevin		5-6	1-2	2-2	1	5	6	2	13	1	0	1	0	22
	Team					1	3	4				1			
	Totals		32-58	10-24	14-17	7	26	33	13	88	19	11	1	6	200

FG % 1st Half:	18-32	56.3%	2nd half: 14-26	53.8%	Game: 32-58	55.2%
3FG % 1st Half:	7-15	46.7%	2nd half: 3-9	33.3%	Game: 10-24	41.7%
FT % 1st Half:	4-4	100.0	2nd half: 10-13	76.9%	Game: 14-17	82.4%

Deadball Rebounds 1

Officials: Ron Tyburski, Rob Kueneman, Mark Riggs
Technical fouls: Kent State-None. Ohio-None.
Attendance: 6339

Score by periods	1st	2nd	Total
Kent State	39	37	**76**
Ohio	47	41	**88**

Points	In Paint	Off T/O	2nd Chance	Fast Break	Bench
KENTST	40	17	14	8	32
OHIO	36	7	9	6	17

Last FG - KENTST 2nd-00:21, OHIO 2nd-00:57.
Largest lead - KENTST None, OHIO by 14 2nd-06:32.
KENTST led for 00:00. OHIO led for 36:23. Game was tied for 03:37.

Score tied - 5 times.
Lead changed - 0 times.

The 2017-18 Kent State Men's Basketball Media Chart

0

JALEN AVERY
6-0 • 186 • G • Jr.
Covington, Ky. / Shroder H.S.

1

ADONIS DE LA ROSA
7-0 • 263 • C • Jr.
Bronx, N.Y. / Williston State [N.D]

2

BJ DULING
6-7 • 235 • F • Fr.
Newark, Ohio / Newark HS

3

AKIEAN FREDERICK
6-9 • 231 • F • Jr.
Columbus, Ohio / Sinclair CC

4

TAISHAUN JOHNSON
6-0 • 175 • G • Jr.
Indianapolis, Ind. / South Alabama

5

DANNY PIPPEN
6-9 • 222 • F • So.
Detroit, Mich. / Allen Academy

11

KAIN HARRIS
6-4 • 200 • G • Jr.
Chicago, Ill. / Tulane

13

MITCH PETERSON
6-5 • 199 • G • So.
Richfield, Ohio / Walsh Jesuit H.S.

14

CHRIS JOHNSON
6-6 • 207 • F • So.
Chicago, Ill. / Malone

15

RYAN BERNSTEIN
6-0 • 180 • G • Jr.
Bronx, N.Y. / Maine

23

JAYLIN WALKER
6-1 • 187 • G • Jr.
Inkster, Mich. / Romulus H.S.

25

PHILIP WHITTINGTON
6-8 • 227 • F • Jr.
Columbus, Ga. / USC Upstate



32

DESMOND RIDENOUR
6-3 • 195 • G • Sr.
Cleveland, Ohio / Duquesne

33

JONATHAN NWANKWO
6-9 • 235 • F • So.
Bronx, N.Y. / College of Southern Idaho

55

KEVIN ZABO
6-2 • 183 • G • Jr.
Gatineau, Quebec / Indian Hills C.C. [Iowa]

The 2017-18 Golden Flashes

Jalen AVERY

- Position: G
- Height: 6-0
- Class: Junior
- Hometown: Covington, Ky.
- Previous School: Shroder H.S.

#0

Game-By-Game Statistics

#00 AVERY, Jalen

Opponent	Date	gs	min	Total fg-fga	pct	3-Pointers 3fg-fga	pct	Free throws ft-fta	pct	Rebounds off	def	tot	avg	pf	a	t/o	blk	stl	pts	avg
vs Youngstown State	11/11/17	*	27	4-9	.444	0-2	.000	6-6	1.000	2	6	8	8.0	1	5	0	0	2	14	14.0
OHIO CHRISTIAN	11/16/17	*	23	3-6	.500	1-3	.333	0-1	.000	2	0	2	5.0	0	2	0	0	1	7	10.5
MISSISSIPPI VALLEY STA	11/19/17	*	33	2-5	.400	1-4	.250	0-0	.000	0	4	4	4.7	0	10	0	0	0	5	8.7
SOUTHEASTERN LOUISI	11/21/17	*	33	0-6	.000	0-4	.000	2-2	1.000	1	3	4	4.5	1	5	1	0	0	2	7.0
vs Valparaiso	11/24/17	*	27	2-5	.400	1-3	.333	1-2	.500	0	0	0	3.6	0	2	1	0	0	6	6.8
vs Loyola Chicago	11/25/17	*	22	1-6	.167	1-3	.333	0-0	.000	0	0	0	3.0	1	5	0	0	1	3	6.2
at Norfolk State	11/29/17	*	37	6-9	.667	3-4	.750	3-4	.750	1	4	5	3.3	0	4	3	0	0	18	7.9
CLEVELAND STATE	12/2/17	*	36	5-11	.455	3-8	.375	2-2	1.000	0	1	1	3.0	1	3	0	0	0	15	8.8
at Xavier	12/06/17	*	36	5-9	.556	1-3	.333	2-2	1.000	0	3	3	3.0	1	5	1	0	0	13	9.2
at Wright State	12/9/17	*	33	6-13	.462	2-3	.667	3-3	1.000	1	0	1	2.8	0	2	0	0	1	17	10.0
NORTHEASTERN	12/18/17	*	37	5-11	.455	0-1	.000	2-3	.667	0	0	0	2.5	1	5	2	0	0	12	10.2
OREGON STATE	12/21/17	*	34	5-8	.625	4-6	.667	3-4	.750	0	0	0	2.3	0	3	1	0	1	17	10.8
at UAlbany	12/28/17	*	38	1-7	.143	0-3	.000	0-0	.000	0	1	1	2.2	0	5	0	0	1	2	10.1
at Northern Illinois	01/02/18	*	31	3-10	.300	1-5	.200	0-0	.000	0	0	0	2.1	4	3	0	0	1	7	9.9
CENTRAL MICHIGAN	01/06/18	*	39	4-10	.400	2-7	.286	2-3	.667	0	4	4	2.2	0	3	0	0	2	12	10.0
at Miami	1/9/18	*	37	5-8	.625	2-5	.400	0-0	.000	1	2	3	2.3	0	2	0	0	1	12	10.1
OHIO	01/12/18	*	34	0-3	.000	0-2	.000	3-3	1.000	1	3	4	2.4	1	2	0	0	2	3	9.7
WESTERN MICHIGAN	01/16/18	*	30	1-8	.125	1-2	.500	0-0	.000	0	2	2	2.3	0	9	3	0	1	3	9.3
at TOLEDO	01/20/18	*	31	1-5	.200	1-4	.250	0-0	.000	0	3	3	2.4	5	3	0	0	0	3	9.0
BALL STATE	01/23/18	*	35	4-6	.667	2-3	.667	0-0	.000	0	3	3	2.4	0	4	0	0	0	10	9.1
at Central Michigan	1/27/18	*	35	2-7	.286	0-3	.000	5-7	.714	2	4	6	2.6	1	2	2	0	0	9	9.0
BUFFALO	01/30/18	*	37	4-10	.400	2-6	.333	4-5	.800	1	3	4	2.6	0	6	1	0	0	14	9.3
at Bowling Green	02/03/18	*	33	5-13	.385	1-5	.200	0-0	.000	0	4	4	2.7	0	2	0	0	0	11	9.3
EASTERN MICHIGAN	02/06/18	*	35	2-6	.333	1-3	.333	2-2	1.000	2	1	3	2.7	1	3	5	0	1	7	9.3
at Ball State	2/9/18	*	32	2-3	.667	2-3	.667	0-0	.000	0	1	1	2.6	2	1	0	0	1	6	9.1
at Buffalo	2/13/18	*	34	6-13	.462	4-7	.571	0-0	.000	0	1	1	2.6	0	4	0	0	2	16	9.4
AKRON	02/17/18	*	35	4-7	.571	2-5	.400	6-6	1.000	0	1	1	2.5	2	2	1	0	1	16	9.6
at Ohio	02/20/18	*	31	3-6	.500	2-5	.400	1-2	.500	3	4	7	2.7	0	4	0	0	0	9	9.6
Totals		28	925	91-220	.414	40-112	.357	47-57	.825	17	58	75	2.7	22	106	21	0	19	269	9.6

Games played: 28
Minutes/game: 33.0
Points/game: 9.6
FG Pct: 41.4
3FG Pct: 35.7
FT Pct: 82.5

Rebounds/game: 2.7
Assists/game: 3.8
Turnovers/game: 0.8
Assist/turnover ratio: 5.0
Steals/game: 0.7

Season Highs

Points: 18, Norfolk State -- 11/29/17
Rebounds: 8, Youngstown State -- 11/11/17
Assists: 10, Mississippi Valley State -- 11/19/17
Steals: 2, Youngstown State -- 11/11/17
Blocks:
FG made: 6, 3x, most recent Buffalo- 2/13/18
FG attempts: 13, Buffalo- 2/13/18
3FG made: 4, Buffalo- 2/13/18
3FG attempts: 8, Cleveland State- 12/2/17
FT made: 6, Akron -- 02/17/18
FT attempts: 6, Akron -- 02/17/18

Career Highs

Points: 24, Central Michigan -- 03/06/17
Rebounds: 8, vs Youngstown State -- 11/11/17
Assists: 10 [1st], Mississippi Valley State -- 11/19/17
Steals: 2, 6 times
FG made: 6, 4 times
FG attempts: 13, at Bowling Green -- 02/03/18; at Wright State -- 12/9/17; at Buffalo -- 2/
3FG made: 5 [t-7th], Central Michigan -- 03/06/17
3FG attempts: 8, Cleveland State -- 12/2/17
FT made: 7, Central Michigan -- 03/06/17
FT attempts: 8, Central Michigan -- 03/06/17

Miscellanous Statistics

	Season	Career
20+ Points		1
Double Digit Scoring	13	17
Led Team in Scoring	1	1
Led Team in Assists	21	34
Led Team in Steals	5	10
Led Team in Rebounds	2	2

Career Statistics

Season	gp-gs	min/avg	Total fg-fga	pct	3-Point fg-fga	pct	F-Throws ft-fta	pct	Rebounds off	def	tot	avg	pf	fo	ast	to	blk	stl	Scoring pts	avg
2015-16	28-0	241/8.6	9-37	.243	3-19	.158	3-5	.600	2	13	15	0.5	16	0	28	12	1	8	24	0.9
2016-17	35-25	850/24.3	51-139	.367	33-85	.388	45-57	.789	14	53	67	1.9	23	0	77	20	0	15	180	5.1
2017-18	28-28	925/33.0	91-220	.414	40-112	.357	47-57	.825	17	58	75	2.7	22	1	106	21	0	19	269	9.6
TOTAL	91-53	2016/22.2	151-396	.381	76-216	.352	95-119	.798	33	124	157	1.7	61	1	211	53	1	42	473	5.2

The 2017-18 Golden Flashes

Adonis DE LA ROSA

- Position: C
- Height: 7-0
- Class: Junior
- Hometown: Bronx, N.Y.
- Previous School: Williston State [N.D]

#1

Game-By-Game Statistics

#01 DE LA ROSA, Adonis

				Total		3-Pointers		Free throws		Rebounds											
Opponent	Date	gs	min	fg-fga	pct	3fg-fga	pct	ft-fta	pct	off	def	tot	avg	pf	a	t/o	blk	stl	pts	avg
vs Youngstown State	11/11/17	*	13	9-10	.900	0-0	.000	2-3	.667	5	3	8	8.0	3	0	1	1	0	20	20.0
OHIO CHRISTIAN	11/16/17	*	20	5-9	.556	0-0	.000	4-6	.667	5	7	12	10.0	1	1	2	0	0	14	17.0
MISSISSIPPI VALLEY STA	11/19/17	*	20	3-3	1.000	0-0	.000	8-8	1.000	4	6	10	10.0	3	2	4	1	0	14	16.0
SOUTHEASTERN LOUISI	11/21/17	*	22	2-6	.333	0-0	.000	6-6	1.000	4	2	6	9.0	1	1	2	1	0	10	14.5
vs Valparaiso	11/24/17	*	22	3-3	1.000	0-0	.000	4-4	1.000	2	5	7	8.6	4	0	6	0	2	10	13.6
vs Loyola Chicago	11/25/17	*	19	3-5	.600	0-0	.000	4-6	.667	1	3	4	7.8	5	1	5	0	1	10	13.0
at Norfolk State	11/29/17		26	3-7	.429	0-0	.000	13-14	.929	4	6	10	8.1	5	0	4	3	0	19	13.9
CLEVELAND STATE	12/2/17	*	24	6-10	.600	0-0	.000	4-5	.800	4	3	7	8.0	3	3	2	0	1	16	14.1
at Xavier	12/06/17	*	19	1-4	.250	0-0	.000	0-0	.000	0	3	3	7.4	5	0	4	1	0	2	12.8
at Wright State	12/9/17	*	14	1-2	.500	0-0	.000	0-0	.000	3	2	5	7.2	5	2	3	0	0	2	11.7
NORTHEASTERN	12/18/17		20	2-4	.500	0-0	.000	2-3	.667	2	2	4	6.9	4	1	3	0	1	6	11.2
OREGON STATE	12/21/17	*	18	2-3	.667	0-0	.000	2-2	1.000	1	6	7	6.9	5	0	2	1	0	6	10.8
at UAlbany	12/28/17	*	34	8-11	.727	0-0	.000	2-3	.667	3	5	8	7.0	4	0	3	0	0	18	11.3
at Northern Illinois	01/02/18	*	30	2-3	.667	0-0	.000	0-2	.000	3	5	8	7.1	3	1	2	0	2	4	10.8
CENTRAL MICHIGAN	01/06/18	*	37	9-13	.692	0-0	.000	6-9	.667	6	8	14	7.5	2	1	3	0	0	24	11.7
at Miami	1/9/18	*	28	4-10	.400	0-0	.000	8-10	.800	4	3	7	7.5	4	0	3	0	1	16	11.9
OHIO	01/12/18	*	24	4-8	.500	0-0	.000	0-0	.000	1	2	3	7.2	3	1	4	0	0	8	11.7
WESTERN MICHIGAN	01/16/18	*	27	5-12	.417	0-0	.000	1-1	1.000	3	9	12	7.5	5	0	3	0	0	11	11.7
at TOLEDO	01/20/18	*	31	3-7	.429	0-0	.000	3-5	.600	3	11	14	7.8	2	2	6	2	0	9	11.5
BALL STATE	01/23/18	*	31	6-9	.667	0-0	.000	3-5	.600	3	5	8	7.9	4	0	5	0	1	15	11.7
at Central Michigan	1/27/18	*	33	3-6	.500	0-0	.000	8-8	1.000	3	7	10	8.0	2	1	3	2	1	14	11.8
BUFFALO	01/30/18	*	38	8-12	.667	0-0	.000	4-4	1.000	2	4	6	7.9	4	5	2	0	0	20	12.2
at Bowling Green	02/03/18	*	32	7-11	.636	0-0	.000	6-8	.750	3	3	6	7.8	3	0	5	1	1	20	12.5
EASTERN MICHIGAN	02/06/18	*	35	2-7	.286	0-0	.000	1-3	.333	5	8	13	8.0	3	2	3	1	3	5	12.2
at Ball State	2/9/18	*	16	4-6	.667	0-0	.000	2-2	1.000	0	1	1	7.7	5	1	2	0	0	10	12.1
at Buffalo	2/13/18	*	37	5-9	.556	0-0	.000	1-2	.500	4	5	9	7.8	4	3	6	1	1	11	12.1
AKRON	02/17/18	*	20	2-3	.667	0-0	.000	4-5	.800	4	2	6	7.7	3	0	2	1	0	8	11.9
at Ohio	02/20/18	*	30	6-11	.545	0-0	.000	1-1	1.000	2	5	7	7.7	3	0	1	0	1	13	12.0
Totals		26	720	118-204	.578	0-0	.000	99-125	.792	84	131	215	7.7	98	28	91	16	16	335	12.0

Games played: 28
Minutes/game: 25.7
Points/game: 12.0
FG Pct: 57.8
FT Pct: 79.2

Rebounds/game: 7.7
Assists/game: 1.0
Turnovers/game: 3.3
Assist/turnover ratio: 0.3
Steals/game: 0.6
Blocks/game: 0.6

Season Highs

Points: 24, Central Michigan -- 1/6/18
Rebounds: 14, 2x, most recent Toledo -- 1/20/18
Assists: 5, Buffalo- 1/30/18
Steals: 3, Eastern Michigan- 2/6/18
Blocks: 3, Norfolk State -- 11/29/17
FG made: 9, Central Michigan-- 1/6/18
FG attempts: 13, Central Michigan -- 1/6/18
3FG made:
3FG attempts:
FT made: 13, Norfolk State -- 11/29/17
FT attempts: 14, Norfolk State -- 11/29/17

Career Highs

Points: 24, Central Michigan -- 01/06/18
Rebounds: 14 [t-8th], Central Michigan -- 01/06/18; at TOLEDO -- 01/20/18
Assists: 5 [t-8th], Buffalo -- 01/30/18
Steals: 3 [t-6th], Eastern Michigan -- 02/06/18
Blocks: 5 [2nd], Toledo -- 1/21/17
FG made: 9 [t-9th], Central Michigan -- 01/06/18; vs Youngstown State -- 1
FG attempts: 13, Central Michigan -- 01/06/18
3FG attempts: 1, Bowling Green -- 02/07/17
FT made: 13 [t-1st], at Norfolk State -- 11/29/17
FT attempts: 14 [t-1st], at Norfolk State -- 11/29/17

Miscellanous Statistics

	Season	Career
20+ Point Games	4	4
Double Digit Scoring	18	19
10+ Rebounds	9	10
Double Doubles	6	7
Led Team in Steals	3	4
Led Team in Rebounds	18	20
Led Team in Blocks	6	15

Career Statistics

			Total		3-Point		F-Throws		Rebounds										Scoring	
Season	gp-gs	min/avg	fg-fga	pct	fg-fga	pct	ft-fta	pct	off	def	tot	avg	pf	fo	ast	to	blk	stl	pts	avg
2016-17	36-15	476/13.2	45-109	.413	0-1	.000	43-77	.558	53	79	132	3.7	91	1	11	46	27	9	133	3.7
2017-18	28-26	720/25.7	118-204	.578	0-0	.000	99-125	.792	84	131	215	7.7	98	7	28	91	16	16	335	12.0
TOTAL	64-41	1196/18.7	163-313	.521	0-1	.000	142-202	.703	137	210	347	5.4	189	8	39	137	43	25	468	7.3

The 2017-18 Golden Flashes

BJ DULING

- Position: F
- Height: 6-7
- Class: Freshman
- Hometown: Newark, Ohio
- Previous School: Newark HS

#2

Game-By-Game Statistics

#02 DULING, BJ

Opponent	Date	gs	min	Total fg-fga	pct	3-Pointers 3fg-fga	pct	Free throws ft-fta	pct	Rebounds off	def	tot	avg	pf	a	t/o	blk	stl	pts	avg
vs Youngstown State	11/11/17	*	21	0-5	.000	0-1	.000	0-0	.000	1	6	7	7.0	4	2	0	1	1	0	0.0
OHIO CHRISTIAN	11/16/17	*	18	3-9	.333	1-2	.500	1-3	.333	0	5	5	6.0	0	0	0	0	0	8	4.0
MISSISSIPPI VALLEY STA	11/19/17	*	30	5-9	.556	0-1	.000	3-7	.429	1	1	2	4.7	0	3	1	1	3	13	7.0
SOUTHEASTERN LOUISI	11/21/17	*	18	3-6	.500	0-0	.000	1-3	.333	1	1	2	4.0	2	0	2	1	1	7	7.0
vs Valparaiso	11/24/17	*	13	2-6	.333	1-2	.500	2-2	1.000	1	0	1	3.4	4	1	2	0	0	7	7.0
vs Loyola Chicago	11/25/17	*	27	3-8	.375	1-2	.500	0-1	.000	0	4	4	3.5	2	0	0	1	1	7	7.0
at Norfolk State	11/29/17		23	3-5	.600	0-1	.000	0-1	.000	0	5	5	3.7	4	2	0	3	1	6	6.9
CLEVELAND STATE	12/2/17		22	4-9	.444	1-2	.500	1-2	.500	3	3	6	4.0	2	1	3	1	0	10	7.3
at Xavier	12/06/17		21	1-8	.125	0-3	.000	2-4	.500	1	1	2	3.8	3	0	2	1	0	4	6.9
at Wright State	12/9/17		8	0-3	.000	0-0	.000	0-0	.000	1	1	2	3.6	3	0	1	0	0	0	6.2
NORTHEASTERN	12/18/17	*	14	1-5	.200	0-1	.000	1-2	.500	1	0	1	3.4	1	0	0	0	1	3	5.9
OREGON STATE	12/21/17		5	0-1	.000	0-1	.000	0-0	.000	0	1	1	3.2	2	0	1	0	0	0	5.4
at UAlbany	12/28/17		14	0-3	.000	0-1	.000	0-0	.000	2	1	3	3.2	2	0	1	0	0	0	5.0
at Northern Illinois	01/02/18		18	2-4	.500	0-0	.000	1-3	.333	2	0	2	3.1	5	0	1	0	0	5	5.0
CENTRAL MICHIGAN	01/06/18		19	1-4	.250	1-1	1.000	0-0	.000	0	7	7	3.3	3	0	1	1	1	3	4.9
at Miami	1/9/18		18	2-7	.286	1-2	.500	1-3	.333	1	3	4	3.4	1	2	0	1	0	6	4.9
OHIO	01/12/18		11	1-1	1.000	1-1	1.000	2-2	1.000	0	1	1	3.2	1	1	1	0	0	5	4.9
WESTERN MICHIGAN	01/16/18		14	1-4	.250	0-1	.000	1-2	.500	0	0	0	3.1	2	0	0	1	0	3	4.8
at TOLEDO	01/20/18		8	1-2	.500	0-1	.000	1-2	.500	0	1	1	2.9	0	0	0	0	0	3	4.7
BALL STATE	01/23/18		21	5-9	.556	0-2	.000	0-0	.000	0	1	1	2.9	2	0	2	1	0	10	5.0
at Central Michigan	1/27/18		10	2-4	.500	0-0	.000	0-0	.000	3	1	4	2.9	4	1	0	0	0	4	5.0
BUFFALO	01/30/18		5	0-0	.000	0-0	.000	0-0	.000	0	1	1	2.8	0	0	0	0	0	0	4.7
at Bowling Green	02/03/18		13	2-6	.333	0-1	.000	0-0	.000	0	2	2	2.8	1	0	2	0	0	4	4.7
EASTERN MICHIGAN	02/06/18		15	4-5	.800	0-0	.000	3-5	.600	0	1	1	2.7	3	0	0	1	0	11	5.0
at Ball State	2/9/18		18	3-6	.500	0-1	.000	0-0	.000	0	2	2	2.7	4	0	1	0	1	6	5.0
at Buffalo	2/13/18		17	3-5	.600	1-2	.500	0-0	.000	2	1	3	2.7	3	1	0	1	0	7	5.1
AKRON	02/17/18		24	6-11	.545	1-2	.500	0-0	.000	1	3	4	2.7	1	0	2	0	2	13	5.4
at Ohio	02/20/18		12	3-6	.500	1-2	.500	1-2	.500	0	3	3	2.8	2	0	0	0	1	8	5.5
Totals		7	457	61-151	.404	10-33	.303	21-44	.477	21	56	77	2.8	61	14	23	15	13	153	5.5

Games played: 28
Minutes/game: 16.3
Points/game: 5.5
FG Pct: 40.4
3FG Pct: 30.3
FT Pct: 47.7

Rebounds/game: 2.8
Assists/game: 0.5
Turnovers/game: 0.8
Assist/turnover ratio: 0.6
Steals/game: 0.5
Blocks/game: 0.5

Season/Career Highs

Points: 13, Akron -- 02/17/18; Mississippi Valley State -- 11/19/17
Rebounds: 7, Central Michigan -- 01/06/18; vs Youngstown State -- ´
Assists: 3, Mississippi Valley State -- 11/19/17
Steals: 3 [t-6th], Mississippi Valley State -- 11/19/17
Blocks: 3 [t-4th], at Norfolk State -- 11/29/17
FG made: 6, Akron -- 02/17/18
FG attempts: 11, Akron -- 02/17/18
3FG made: 1, 10 times
3FG attempts: 3, at Xavier -- 12/06/17
FT made: 3, Eastern Michigan -- 02/06/18; Mississippi Valley State -
FT attempts: 7, Mississippi Valley State -- 11/19/17

Miscellanous Statistics

	Season	Career
Double Digit Scoring	4	4
Led Team in Rebounds	1	1
Led Team in Steals	1	1
Led Team in Blocks	8	8

Career Statistics

Season	gp-gs	min/avg	Total fg-fga	pct	3-Point fg-fga	pct	F-Throws ft-fta	pct	Rebounds off	def	tot	avg	pf	fo	ast	to	blk	stl	Scoring pts	avg
2017-18	28-7	457/16.3	61-151	.404	10-33	.303	21-44	.477	21	56	77	2.8	61	1	14	23	15	13	153	5.5
TOTAL	28-7	457/16.3	61-151	.404	10-33	.303	21-44	.477	21	56	77	2.8	61	1	14	23	15	13	153	5.5

The 2017-18 Golden Flashes

Akiean FREDERICK

- Position: F
- Height: 6-9
- Class: Junior
- Hometown: Columbus, Ohio
- Previous School: Sinclair CC

#3

Game-By-Game Statistics

#03 FREDERICK, Akiean

Opponent	Date	gs	min	Total fg-fga	pct	3-Pointers 3fg-fga	pct	Free throws ft-fta	pct	Rebounds off	def	tot	avg	pf	a	t/o	blk	stl	pts	avg
vs Youngstown State	11/11/17		15	5-6	.833	0-0	.000	1-2	.500	2	3	5	5.0	2	0	0	1	0	11	11.0
OHIO CHRISTIAN	11/16/17		16	2-4	.500	0-0	.000	3-4	.750	4	5	9	7.0	1	2	0	0	1	7	9.0
MISSISSIPPI VALLEY STA	11/19/17		10	1-2	.500	1-1	1.000	1-2	.500	1	0	1	5.0	2	0	0	1	1	4	7.3
SOUTHEASTERN LOUISI	11/21/17		15	0-1	.000	0-0	.000	0-0	.000	0	1	1	4.0	0	0	0	1	2	0	5.5
vs Valparaiso	11/24/17		20	3-6	.500	0-1	.000	3-5	.600	2	1	3	3.8	2	1	0	0	0	9	6.2
vs Loyola Chicago	11/25/17		20	6-10	.600	1-2	.500	0-0	.000	3	0	3	3.7	4	0	1	1	0	13	7.3
at Norfolk State	11/29/17	*	6	0-2	.000	0-0	.000	1-2	.500	0	0	0	3.1	1	0	1	0	0	1	6.4
CLEVELAND STATE	12/2/17		7	2-3	.667	0-0	.000	0-0	.000	2	0	2	3.0	2	0	1	0	0	4	6.1
at Xavier	12/06/17		9	0-2	.000	0-1	.000	0-0	.000	1	0	1	2.8	3	2	0	0	0	0	5.4
at Wright State	12/9/17		17	1-1	1.000	0-0	.000	4-4	1.000	0	4	4	2.9	4	0	4	0	2	6	5.5
NORTHEASTERN	12/18/17		11	1-2	.500	0-1	.000	0-1	.000	1	0	1	2.7	3	0	1	1	0	2	5.2
OREGON STATE	12/21/17	*	18	1-1	1.000	0-0	.000	1-2	.500	3	1	4	2.8	5	0	3	0	0	3	5.0
at UAlbany	12/28/17	*	13	1-1	1.000	0-0	.000	0-0	.000	0	2	2	2.8	5	2	1	1	0	2	4.8
at Northern Illinois	01/02/18	*	22	2-4	.500	0-1	.000	0-0	.000	1	3	4	2.9	5	0	2	1	0	4	4.7
CENTRAL MICHIGAN	01/06/18		0	0-0	.000	0-0	.000	0-0	.000	0	0	0	2.7	0	0	0	0	0	0	4.4
at Miami	1/9/18		dnp	-	-	-	-	-	-	-	-	-	-	-	-	-	-	-	-	-
OHIO	01/12/18		11	1-1	1.000	0-0	.000	0-0	.000	0	3	3	2.7	2	0	0	0	0	2	4.3
WESTERN MICHIGAN	01/16/18		dnp	-	-	-	-	-	-	-	-	-	-	-	-	-	-	-	-	-
at TOLEDO	01/20/18		2	0-0	.000	0-0	.000	0-0	.000	0	0	0	2.5	0	1	0	0	0	0	4.0
BALL STATE	01/23/18		dnp	-	-	-	-	-	-	-	-	-	-	-	-	-	-	-	-	-
at Central Michigan	1/27/18		2	0-0	.000	0-0	.000	0-0	.000	0	0	0	2.4	0	0	0	0	0	0	3.8
BUFFALO	01/30/18		dnp	-	-	-	-	-	-	-	-	-	-	-	-	-	-	-	-	-
at Bowling Green	02/03/18		dnp	-	-	-	-	-	-	-	-	-	-	-	-	-	-	-	-	-
EASTERN MICHIGAN	02/06/18		2	0-0	.000	0-0	.000	0-0	.000	0	0	0	2.3	1	0	1	0	0	0	3.6
at Ball State	2/9/18		7	0-1	.000	0-0	.000	0-0	.000	0	1	1	2.2	1	0	0	0	0	0	3.4
at Buffalo	2/13/18		dnp	-	-	-	-	-	-	-	-	-	-	-	-	-	-	-	-	-
AKRON	02/17/18		dnp	-	-	-	-	-	-	-	-	-	-	-	-	-	-	-	-	-
at Ohio	02/20/18		1	0-0	.000	0-0	.000	0-0	.000	0	0	0	2.1	0	0	1	0	0	0	3.2
Totals		4	224	26-47	.553	2-7	.286	14-22	.636	20	24	44	2.1	43	8	16	7	6	68	3.2

Games played: 21
Minutes/game: 10.7
Points/game: 3.2
FG Pct: 55.3
3FG Pct: 28.6
FT Pct: 63.6

Rebounds/game: 2.1
Assists/game: 0.4
Turnovers/game: 0.8
Assist/turnover ratio: 0.5
Steals/game: 0.3
Blocks/game: 0.3

Season/Career Highs

Points: 13, vs Loyola Chicago -- 11/25/17
Rebounds: 9, Ohio Christian -- 11/16/17
Assists: 2, Ohio Christian -- 11/16/17; at Xavier -- 12/06/17; at UAlbany -- 12/28/17
Steals: 2, Southeastern Louisia -- 11/21/17; at Wright State -- 12/9/17
Blocks: 1, 7 times
FG made: 6, vs Loyola Chicago -- 11/25/17
FG attempts: 10, vs Loyola Chicago -- 11/25/17
3FG made: 1, Mississippi Valley State -- 11/19/17; vs Loyola Chicago -- 11/25/17
3FG attempts: 2, vs Loyola Chicago -- 11/25/17
FT made: 4, at Wright State -- 12/9/17
FT attempts: 5, vs Valparaiso -- 11/24/17

Miscellanous Statistics

	Season	Career
Double Digit Scoring	2	2
Led Team in Blocks	5	5
Led Team in Steals	1	1

Career Statistics

Season	gp-gs	min/avg	Total fg-fga	pct	3-Point fg-fga	pct	F-Throws ft-fta	pct	Rebounds off	def	tot	avg	pf	fo	ast	to	blk	stl	Scoring pts	avg
2017-18	21-4	224/10.7	26-47	.553	2-7	.286	14-22	.636	20	24	44	2.1	43	3	8	16	7	6	68	3.2
TOTAL	21-4	224/10.7	26-47	.553	2-7	.286	14-22	.636	20	24	44	2.1	43	3	8	16	7	6	68	3.2

The 2017-18 Golden Flashes

Taishaun JOHNSON

- Position: G
- Height: 6-0
- Class: Junior
- Hometown: Indianapolis, Ind.
- Previous School: South Alabama

#4

Game-By-Game Statistics

#04 JOHNSON, Taishaun

				Total		3-Pointers		Free throws		Rebounds											
Opponent	Date	gs	min	fg-fga	pct	3fg-fga	pct	ft-fta	pct	off	def	tot	avg	pf	a	t/o	blk	stl	pts	avg
vs Youngstown State	11/11/17		18	3-6	.500	0-0	.000	1-2	.500	1	5	6	6.0	3	2	2	0	0	7	7.0
OHIO CHRISTIAN	11/16/17		19	3-8	.375	0-3	.000	3-5	.600	2	0	2	4.0	0	2	1	1	1	9	8.0
MISSISSIPPI VALLEY STA	11/19/17		3	0-0	.000	0-0	.000	0-0	.000	0	1	1	3.0	1	0	0	0	0	0	5.3
SOUTHEASTERN LOUISI	11/21/17		5	0-1	.000	0-1	.000	0-0	.000	0	0	0	2.3	1	0	0	0	0	0	4.0
vs Valparaiso	11/24/17		9	0-2	.000	0-1	.000	0-2	.000	0	1	1	2.0	1	0	0	0	0	0	3.2
vs Loyola Chicago	11/25/17		14	0-3	.000	0-0	.000	2-2	1.000	0	3	3	2.2	1	1	1	0	1	2	3.0
at Norfolk State	11/29/17		4	0-1	.000	0-0	.000	0-0	.000	0	0	0	1.9	0	0	2	0	0	0	2.6
CLEVELAND STATE	12/2/17		dnp	-	-	-	-	-	-	-	-	-	-	-	-	-	-	-	-	-
at Xavier	12/06/17		4	1-2	.500	0-0	.000	1-1	1.000	0	1	1	1.8	1	0	0	0	0	3	2.6
at Wright State	12/9/17		dnp	-	-	-	-	-	-	-	-	-	-	-	-	-	-	-	-	-
NORTHEASTERN	12/18/17		dnp	-	-	-	-	-	-	-	-	-	-	-	-	-	-	-	-	-
OREGON STATE	12/21/17		dnp	-	-	-	-	-	-	-	-	-	-	-	-	-	-	-	-	-
at UAlbany	12/28/17		dnp	-	-	-	-	-	-	-	-	-	-	-	-	-	-	-	-	-
at Northern Illinois	01/02/18		dnp	-	-	-	-	-	-	-	-	-	-	-	-	-	-	-	-	-
CENTRAL MICHIGAN	01/06/18		dnp	-	-	-	-	-	-	-	-	-	-	-	-	-	-	-	-	-
at Miami	1/9/18		dnp	-	-	-	-	-	-	-	-	-	-	-	-	-	-	-	-	-
OHIO	01/12/18		dnp	-	-	-	-	-	-	-	-	-	-	-	-	-	-	-	-	-
WESTERN MICHIGAN	01/16/18		dnp	-	-	-	-	-	-	-	-	-	-	-	-	-	-	-	-	-
at TOLEDO	01/20/18		dnp	-	-	-	-	-	-	-	-	-	-	-	-	-	-	-	-	-
BALL STATE	01/23/18		dnp	-	-	-	-	-	-	-	-	-	-	-	-	-	-	-	-	-
at Central Michigan	1/27/18		dnp	-	-	-	-	-	-	-	-	-	-	-	-	-	-	-	-	-
BUFFALO	01/30/18		dnp	-	-	-	-	-	-	-	-	-	-	-	-	-	-	-	-	-
at Bowling Green	02/03/18		dnp	-	-	-	-	-	-	-	-	-	-	-	-	-	-	-	-	-
EASTERN MICHIGAN	02/06/18		dnp	-	-	-	-	-	-	-	-	-	-	-	-	-	-	-	-	-
at Ball State	2/9/18		dnp	-	-	-	-	-	-	-	-	-	-	-	-	-	-	-	-	-
at Buffalo	2/13/18		dnp	-	-	-	-	-	-	-	-	-	-	-	-	-	-	-	-	-
AKRON	02/17/18		dnp	-	-	-	-	-	-	-	-	-	-	-	-	-	-	-	-	-
at Ohio	02/20/18		dnp	-	-	-	-	-	-	-	-	-	-	-	-	-	-	-	-	-
Totals		0	76	7-23	.304	0-5	.000	7-12	.583	3	11	14	1.8	8	5	6	1	2	21	2.6

Games played: 8
Minutes/game: 9.5
Points/game: 2.6
FG Pct: 30.4
3FG Pct: 0.0
FT Pct: 58.3

Rebounds/game: 1.8
Assists/game: 0.6
Turnovers/game: 0.8
Assist/turnover ratio: 0.8
Steals/game: 0.3
Blocks/game: 0.1

Season/Career Highs

Points: 9, Ohio Christian -- 11/16/17
Rebounds: 6, vs Youngstown State -- 11/11/17
Assists: 2, vs Youngstown State -- 11/11/17; Ohio Christian -- 11/16/17
Steals: 1, Ohio Christian -- 11/16/17; vs Loyola Chicago -- 11/25/17
Blocks: 1, Ohio Christian -- 11/16/17
FG made: 3, vs Youngstown State -- 11/11/17; Ohio Christian -- 11/16/17
FG attempts: 8, Ohio Christian -- 11/16/17
3FG attempts: 3, Ohio Christian -- 11/16/17
FT made: 3, Ohio Christian -- 11/16/17
FT attempts: 5, Ohio Christian -- 11/16/17

Miscellanous Statistics

Season | Career

Career Statistics

			Total		3-Point		F-Throws		Rebounds										Scoring	
Season	gp-gs	min/avg	fg-fga	pct	fg-fga	pct	ft-fta	pct	off	def	tot	avg	pf	fo	ast	to	blk	stl	pts	avg
2017-18	8-0	76/9.5	7-23	.304	0-5	.000	7-12	.583	3	11	14	1.8	8	0	5	6	1	2	21	2.6
TOTAL	8-0	76/9.5	7-23	.304	0-5	.000	7-12	.583	3	11	14	1.8	8	0	5	6	1	2	21	2.6

The 2017-18 Golden Flashes

Danny PIPPEN

- Position: F
- Height: 6-9
- Class: Sophomore
- Hometown: Detroit, Mich.
- Previous School: Allen Academy

#5

Game-By-Game Statistics

#05 PIPPEN, Danny

				Total		3-Pointers		Free throws		Rebounds											
Opponent	Date	gs	min	fg-fga	pct	3fg-fga	pct	ft-fta	pct	off	def	tot	avg	pf	a	t/o	blk	stl	pts	avg
vs Youngstown State	11/11/17		14	4-8	.500	1-3	.333	4-5	.800	5	3	8	8.0	4	0	3	3	2	13	13.0
OHIO CHRISTIAN	11/16/17		14	3-7	.429	2-5	.400	2-2	1.000	0	3	3	5.5	3	0	2	3	0	10	11.5
MISSISSIPPI VALLEY STA	11/19/17		17	5-8	.625	1-1	1.000	1-1	1.000	0	3	3	4.7	1	0	1	3	2	12	11.7
SOUTHEASTERN LOUISI	11/21/17		10	1-4	.250	0-1	.000	0-0	.000	1	5	6	5.0	3	0	0	1	0	2	9.3
vs Valparaiso	11/24/17		23	2-5	.400	1-3	.333	2-2	1.000	1	4	5	5.0	4	1	4	1	0	7	8.8
vs Loyola Chicago	11/25/17		11	0-3	.000	0-2	.000	1-2	.500	3	1	4	4.8	4	0	0	0	0	1	7.5
at Norfolk State	11/29/17	*	18	2-5	.400	1-3	.333	3-4	.750	5	2	7	5.1	1	0	4	1	0	8	7.6
CLEVELAND STATE	12/2/17	*	23	2-6	.333	0-2	.000	0-1	.000	3	3	6	5.3	2	0	1	1	1	4	7.1
at Xavier	12/06/17	*	21	4-7	.571	2-2	1.000	5-6	.833	1	2	3	5.0	4	0	2	1	1	15	8.0
at Wright State	12/9/17	*	25	5-10	.500	1-2	.500	0-0	.000	2	9	11	5.6	4	1	4	1	1	11	8.3
NORTHEASTERN	12/18/17		dnp	-	-	-	-	-	-	-	-	-	-	-	-	-	-	-	-	-
OREGON STATE	12/21/17		21	3-5	.600	2-2	1.000	1-2	.500	1	3	4	5.5	4	2	2	1	0	9	8.4
at UAlbany	12/28/17		16	2-8	.250	0-3	.000	0-0	.000	4	2	6	5.5	3	1	0	0	0	4	8.0
at Northern Illinois	01/02/18		11	2-3	.667	0-0	.000	0-0	.000	0	4	4	5.4	1	1	2	1	0	4	7.7
CENTRAL MICHIGAN	01/06/18	*	20	0-1	.000	0-1	.000	0-0	.000	0	2	2	5.1	3	1	1	2	0	0	7.1
at Miami	1/9/18	*	24	3-7	.429	0-2	.000	0-0	.000	1	6	7	5.3	4	1	1	2	0	6	7.1
OHIO	01/12/18	*	9	0-4	.000	0-2	.000	1-2	.500	2	1	3	5.1	3	1	0	0	0	1	6.7
WESTERN MICHIGAN	01/16/18	*	23	6-9	.667	4-5	.800	0-0	.000	3	1	4	5.1	3	0	0	0	0	16	7.2
at TOLEDO	01/20/18	*	18	2-5	.400	1-1	1.000	0-0	.000	1	4	5	5.1	3	0	1	0	0	5	7.1
BALL STATE	01/23/18	*	32	3-11	.273	1-6	.167	4-4	1.000	4	12	16	5.6	3	2	2	3	0	11	7.3
at Central Michigan	1/27/18	*	22	2-4	.500	1-2	.500	0-0	.000	0	3	3	5.5	1	0	1	0	0	5	7.2
BUFFALO	01/30/18	*	28	5-7	.714	3-4	.750	8-10	.800	3	10	13	5.9	3	0	2	1	1	21	7.9
at Bowling Green	02/03/18	*	24	0-1	.000	0-1	.000	1-2	.500	1	5	6	5.9	5	1	2	2	2	1	7.5
EASTERN MICHIGAN	02/06/18	*	22	5-11	.455	1-2	.500	2-2	1.000	5	5	10	6.0	3	1	1	1	0	13	7.8
at Ball State	2/9/18	*	32	6-12	.500	3-5	.600	2-2	1.000	2	5	7	6.1	1	1	0	2	0	17	8.2
at Buffalo	2/13/18	*	15	2-4	.500	0-1	.000	0-0	.000	0	4	4	6.0	1	0	2	0	0	4	8.0
AKRON	02/17/18	*	22	1-4	.250	0-0	.000	2-2	1.000	1	7	8	6.1	3	0	3	3	0	4	7.8
at Ohio	02/20/18	*	16	2-5	.400	0-2	.000	0-0	.000	3	1	4	6.0	3	0	0	3	0	4	7.7
Totals		18	531	72-164	.439	25-63	.397	39-49	.796	52	110	162	6.0	77	14	41	36	10	208	7.7

Games played: 27
Minutes/game: 19.7
Points/game: 7.7
FG Pct: 43.9
3FG Pct: 39.7
FT Pct: 79.6

Rebounds/game: 6.0
Assists/game: 0.5
Turnovers/game: 1.5
Assist/turnover ratio: 0.3
Steals/game: 0.4
Blocks/game: 1.3

Season Highs

Points: 21, Buffalo- 1/30/18
Rebounds: 16, Ball State- 1/23/18
Assists: 2, Oregon State- 12/21/17
Steals: 2, 2x, most recent Mississippi Valley State -- 11/19/17
Blocks: 3, 3x, most recent Mississippi Valley State -- 11/19/17
FG made: 6, Western Michigan- 1/16/18
FG attempts: 11, 2x most recent Eastern Michigan- 2/6/18
3FG made: 4, Western Michigan- 1/16/18
3FG attempts: 6, Ball State- 1/23/18
FT made: 8, Buffalo- 1/30/18
FT attempts: 10, Buffalo- 1/30/18

Career Highs

Points: 21, Buffalo -- 01/30/18
Rebounds: 16 [t-4th], Ball State -- 01/23/18
Assists: 2, Ball State -- 01/23/18; Oregon State -- 12/21/17
Steals: 2, at Bowling Green -- 02/03/18; vs Youngstown State -- 11/11/17; Mis
Blocks: 6 [1st], Hiram -- 11/18/16
FG made: 6, Western Michigan -- 01/16/18; at Ball State -- 2/9/18
FG attempts: 12, at Ball State -- 2/9/18
3FG made: 4, Western Michigan -- 01/16/18
3FG attempts: 6, Ball State -- 01/23/18
FT made: 8 [t-7th], Buffalo -- 01/30/18
FT attempts: 10 [t-8th], Buffalo -- 01/30/18

Miscellanous Statistics

	Season	Career
Double-Digit Scoring	10	12
Double Double	4	4
Led Team in Scoring	3	3
Led Team in Rebounds	9	9
Led Team in Steals	1	2
Led Team in Blocks	16	23
Led Team in Assists		1

Career Statistics

			Total		3-Point		F-Throws		Rebounds										Scoring	
Season	gp-gs	min/avg	fg-fga	pct	fg-fga	pct	ft-fta	pct	off	def	tot	avg	pf	fo	ast	to	blk	stl	pts	avg
2016-17	29-11	289/10.0	31-78	.397	7-27	.259	19-32	.594	33	44	77	2.7	52	1	6	19	18	7	88	3.0
2017-18	27-18	531/19.7	72-164	.439	25-63	.397	39-49	.796	52	110	162	6.0	77	1	14	41	36	10	208	7.7
TOTAL	56-29	820/14.6	103-242	.426	32-90	.356	58-81	.716	85	154	239	4.3	129	2	20	60	54	17	296	5.3

The 2017-18 Golden Flashes

Mitch PETERSON

- Position: G
- Height: 6-5
- Class: Sophomore
- Hometown: Richfield, Ohio
- Previous School: Walsh Jesuit H.S.

#13

Game-By-Game Statistics

#13 PETERSON, Mitch

Opponent	Date	gs	min	Total fg-fga	pct	3-Pointers 3fg-fga	pct	Free throws ft-fta	pct	Rebounds off	def	tot	avg	pf	a	t/o	blk	stl	pts	avg
vs Youngstown State	11/11/17	*	20	4-9	.444	0-2	.000	1-1	1.000	0	5	5	5.0	1	2	1	0	0	9	9.0
OHIO CHRISTIAN	11/16/17	*	23	0-5	.000	0-2	.000	0-0	.000	0	3	3	4.0	1	1	0	1	0	0	4.5
MISSISSIPPI VALLEY STA	11/19/17	*	23	2-5	.400	1-3	.333	0-1	.000	1	2	3	3.7	1	0	1	1	1	5	4.7
SOUTHEASTERN LOUISI	11/21/17		18	2-4	.500	1-3	.333	1-2	.500	1	1	2	3.3	5	0	0	0	0	6	5.0
vs Valparaiso	11/24/17	*	33	3-5	.600	3-4	.750	1-2	.500	2	6	8	4.2	1	0	2	0	0	10	6.0
vs Loyola Chicago	11/25/17	*	21	1-3	.333	1-2	.500	0-0	.000	0	1	1	3.7	1	0	0	0	2	3	5.5
at Norfolk State	11/29/17	*	21	2-5	.400	2-3	.667	0-0	.000	2	5	7	4.1	1	0	2	0	1	6	5.6
CLEVELAND STATE	12/2/17	*	26	0-5	.000	0-2	.000	0-0	.000	3	4	7	4.5	2	1	0	0	0	0	4.9
at Xavier	12/06/17	*	27	2-4	.500	1-2	.500	2-2	1.000	0	5	5	4.6	2	1	1	0	2	7	5.1
at Wright State	12/9/17	*	25	2-4	.500	1-2	.500	0-0	.000	1	3	4	4.5	3	2	4	0	1	5	5.1
NORTHEASTERN	12/18/17	*	37	2-5	.400	0-2	.000	0-0	.000	0	6	6	4.6	0	1	1	0	2	4	5.0
OREGON STATE	12/21/17	*	31	2-7	.286	0-3	.000	0-0	.000	3	4	7	4.8	5	2	0	0	1	4	4.9
at UAlbany	12/28/17		dnp	-	-	-	-	-	-	-	-	-	-	-	-	-	-	-	-	-
at Northern Illinois	01/02/18		4	0-2	.000	0-2	.000	0-0	.000	0	0	0	4.5	0	0	0	0	0	0	4.5
CENTRAL MICHIGAN	01/06/18		12	1-5	.200	1-5	.200	0-0	.000	0	2	2	4.3	1	1	1	0	1	3	4.4
at Miami	1/9/18		17	2-2	1.000	0-0	.000	3-4	.750	0	3	3	4.2	1	1	0	0	3	7	4.6
OHIO	01/12/18	*	28	1-5	.200	1-3	.333	1-3	.333	2	4	6	4.3	0	0	1	1	0	4	4.6
WESTERN MICHIGAN	01/16/18	*	29	3-5	.600	1-3	.333	0-0	.000	2	4	6	4.4	1	1	0	0	1	7	4.7
at TOLEDO	01/20/18	*	26	0-1	.000	0-1	.000	0-0	.000	0	3	3	4.3	1	2	1	0	0	0	4.4
BALL STATE	01/23/18		16	1-3	.333	0-1	.000	0-0	.000	1	1	2	4.2	2	1	0	0	0	2	4.3
at Central Michigan	1/27/18		10	2-5	.400	1-2	.500	3-4	.750	2	1	3	4.2	1	1	0	0	2	8	4.5
BUFFALO	01/30/18		12	0-4	.000	0-1	.000	0-0	.000	0	1	1	4.0	0	0	0	0	2	0	4.3
at Bowling Green	02/03/18		12	1-2	.500	0-1	.000	0-0	.000	1	1	2	3.9	0	1	0	0	0	2	4.2
EASTERN MICHIGAN	02/06/18		13	1-1	1.000	1-1	1.000	0-0	.000	0	2	2	3.8	0	0	0	0	0	3	4.1
at Ball State	2/9/18		16	1-3	.333	0-1	.000	0-0	.000	1	1	2	3.8	0	1	1	0	1	2	4.0
at Buffalo	2/13/18	*	16	0-4	.000	0-2	.000	0-0	.000	0	2	2	3.7	2	2	2	0	2	0	3.9
AKRON	02/17/18	*	28	1-4	.250	0-2	.000	0-0	.000	2	2	4	3.7	2	0	1	0	0	2	3.8
at Ohio	02/20/18	*	26	3-4	.750	0-1	.000	0-0	.000	0	2	2	3.6	1	0	0	0	1	6	3.9
Totals		17	570	39-111	.351	15-56	.268	12-19	.632	24	74	98	3.6	35	21	19	3	23	105	3.9

Games played: 27
Minutes/game: 21.1
Points/game: 3.9
FG Pct: 35.1
3FG Pct: 26.8
FT Pct: 63.2

Rebounds/game: 3.6
Assists/game: 0.8
Turnovers/game: 0.7
Assist/turnover ratio: 1.1
Steals/game: 0.9
Blocks/game: 0.1

Season Highs

Points: 10, Valparaiso -- 11/24/17
Rebounds: 8, Valparaiso -- 11/24/17
Assists: 2, 2x, most recent Wright State -- 12/9/17
Steals: 3, Miami -- 1/9/18
Blocks: 1, 2x, most recent Mississippi Valley State -- 11/19/17
FG made: 4, Youngstown State -- 11/11/17
FG attempts: 9, Youngstown State -- 11/11/17
3FG made: 3, Valparaiso -- 11/24/17
3FG attempts: 4, Valparaiso -- 11/24/17
FT made: 3, Miami- 1/9/18
FT attempts: 4, Miami -- 1/9/18

Career Highs

Points: 19, Central Michigan -- 01/28/17
Rebounds: 9, at Eastern Michigan -- 01-31-17
Assists: 2, 12 times
Steals: 3 [t-6th], 4 times
Blocks: 2, Grambling State -- 12/02/16
FG made: 7, Central Michigan -- 01/28/17
FG attempts: 15, Central Michigan -- 01/28/17
3FG made: 3, Central Michigan -- 01/28/17; vs Cleveland State -- 11/12/16; vs Valparais
3FG attempts: 10, Central Michigan -- 01/28/17
FT made: 6, at Eastern Michigan -- 01-31-17
FT attempts: 8, at Eastern Michigan -- 01-31-17

Miscellanous Statistics

	Season	Career
Double-Digit Scoring	1	9
Led Team in Steals	5	9
Led Team in Blocks	1	3
Led Team in Rebounds	5	6
Led Team in Assists		1

Career Statistics

Season	gp-gs	min/avg	Total fg-fga	pct	3-Point fg-fga	pct	F-Throws ft-fta	pct	Rebounds off	def	tot	avg	pf	fo	ast	to	blk	stl	Scoring pts	avg
2016-17	36-25	689/19.1	65-184	.353	32-107	.299	23-34	.676	29	74	103	2.9	50	0	25	27	9	22	185	5.1
2017-18	27-17	570/21.1	39-111	.351	15-56	.268	12-19	.632	24	74	98	3.6	35	2	21	19	3	23	105	3.9
TOTAL	63-42	1259/20.0	104-295	.353	47-163	.288	35-53	.660	53	148	201	3.2	85	2	46	46	12	45	290	4.6

The 2017-18 Golden Flashes

Ryan BERNSTEIN

- Position: G
- Height: 6-0
- Class: Junior
- Hometown: Bronx, N.Y.
- Previous School: Maine

#15

Game-By-Game Statistics

#15 BERNSTEIN, Ryan

Opponent	Date	gs	min	Total fg-fga	pct	3-Pointers 3fg-fga	pct	Free throws ft-fta	pct	Rebounds off	def	tot	avg	pf	a	t/o	blk	stl	pts	avg
vs Youngstown State	11/11/17		dnp	-	-	-	-	-	-	-	-	-	-	-	-	-	-	-	-	-
OHIO CHRISTIAN	11/16/17		dnp	-	-	-	-	-	-	-	-	-	-	-	-	-	-	-	-	-
MISSISSIPPI VALLEY STA	11/19/17		dnp	-	-	-	-	-	-	-	-	-	-	-	-	-	-	-	-	-
SOUTHEASTERN LOUISI	11/21/17		dnp	-	-	-	-	-	-	-	-	-	-	-	-	-	-	-	-	-
vs Valparaiso	11/24/17		dnp	-	-	-	-	-	-	-	-	-	-	-	-	-	-	-	-	-
vs Loyola Chicago	11/25/17		dnp	-	-	-	-	-	-	-	-	-	-	-	-	-	-	-	-	-
at Norfolk State	11/29/17		9	0-0	.000	0-0	.000	0-0	.000	0	1	1	1.0	1	0	0	0	0	0	0.0
CLEVELAND STATE	12/2/17		2	0-2	.000	0-2	.000	0-0	.000	0	0	0	0.5	0	0	0	0	0	0	0.0
at Xavier	12/06/17		6	0-1	.000	0-0	.000	0-0	.000	1	0	1	0.7	0	1	0	0	1	0	0.0
at Wright State	12/9/17		11	0-1	.000	0-0	.000	1-2	.500	0	0	0	0.5	1	0	0	0	4	1	0.3
NORTHEASTERN	12/18/17		2	0-0	.000	0-0	.000	0-0	.000	0	0	0	0.4	2	0	0	0	0	0	0.2
OREGON STATE	12/21/17		dnp	-	-	-	-	-	-	-	-	-	-	-	-	-	-	-	-	-
at UAlbany	12/28/17		2	1-1	1.000	0-0	.000	0-0	.000	1	0	1	0.5	0	0	0	0	0	2	0.5
at Northern Illinois	01/02/18		1	0-0	.000	0-0	.000	0-0	.000	0	0	0	0.4	1	0	0	0	0	0	0.4
CENTRAL MICHIGAN	01/06/18		0	0-0	.000	0-0	.000	0-0	.000	0	0	0	0.4	0	0	0	0	0	0	0.4
at Miami	1/9/18		10	0-0	.000	0-0	.000	0-0	.000	0	1	1	0.4	1	1	0	0	0	0	0.3
OHIO	01/12/18		dnp	-	-	-	-	-	-	-	-	-	-	-	-	-	-	-	-	-
WESTERN MICHIGAN	01/16/18		dnp	-	-	-	-	-	-	-	-	-	-	-	-	-	-	-	-	-
at TOLEDO	01/20/18		dnp	-	-	-	-	-	-	-	-	-	-	-	-	-	-	-	-	-
BALL STATE	01/23/18		dnp	-	-	-	-	-	-	-	-	-	-	-	-	-	-	-	-	-
at Central Michigan	1/27/18		dnp	-	-	-	-	-	-	-	-	-	-	-	-	-	-	-	-	-
BUFFALO	01/30/18		dnp	-	-	-	-	-	-	-	-	-	-	-	-	-	-	-	-	-
at Bowling Green	02/03/18		dnp	-	-	-	-	-	-	-	-	-	-	-	-	-	-	-	-	-
EASTERN MICHIGAN	02/06/18		dnp	-	-	-	-	-	-	-	-	-	-	-	-	-	-	-	-	-
at Ball State	2/9/18		2	0-0	.000	0-0	.000	0-0	.000	0	0	0	0.4	0	0	0	0	0	0	0.3
at Buffalo	2/13/18		dnp	-	-	-	-	-	-	-	-	-	-	-	-	-	-	-	-	-
AKRON	02/17/18		dnp	-	-	-	-	-	-	-	-	-	-	-	-	-	-	-	-	-
at Ohio	02/20/18		dnp	-	-	-	-	-	-	-	-	-	-	-	-	-	-	-	-	-
Totals		0	45	1-5	.200	0-2	.000	1-2	.500	2	2	4	0.4	6	2	0	0	5	3	0.3

Games played: 10
Minutes/game: 4.5
Points/game: 0.3
FG Pct: 20.0
3FG Pct: 0.0
FT Pct: 50.0

Rebounds/game: 0.4
Assists/game: 0.2
Assist/turnover ratio: 99.9
Steals/game: 0.5

Season/Career Highs

Points: 2, at UAlbany -- 12/28/17
Rebounds: 1, 4 times
Assists: 1, at Miami -- 1/9/18; at Xavier -- 12/06/17
Steals: 4 [t-3rd], at Wright State -- 12/9/17
FG made: 1, at UAlbany -- 12/28/17
FG attempts: 2, Cleveland State -- 12/2/17
3FG attempts: 2, Cleveland State -- 12/2/17
FT made: 1, at Wright State -- 12/9/17
FT attempts: 2, at Wright State -- 12/9/17

Miscellanous Statistics

	Season	Career
Led Team in Steals	1	1

Career Statistics

Season	gp-gs	min/avg	Total fg-fga	pct	3-Point fg-fga	pct	F-Throws ft-fta	pct	Rebounds off	def	tot	avg	pf	fo	ast	to	blk	stl	Scoring pts	avg
2017-18	10-0	45/4.5	1-5	.200	0-2	.000	1-2	.500	2	2	4	0.4	6	0	2	0	0	5	3	0.3
TOTAL	10-0	45/4.5	1-5	.200	0-2	.000	1-2	.500	2	2	4	0.4	6	0	2	0	0	5	3	0.3

The 2017-18 Golden Flashes



Jaylin WALKER

- Position: G
- Height: 6-1
- Class: Junior
- Hometown: Inkster, Mich.
- Previous School: Romulus H.S.

#23

Game-By-Game Statistics

#23 WALKER, Jaylin

Opponent	Date	gs	min	Total fg-fga	pct	3-Pointers 3fg-fga	pct	Free throws ft-fta	pct	Rebounds off	def	tot	avg	pf	a	t/o	blk	stl	pts	avg
vs Youngstown State	11/11/17	*	30	6-12	.500	1-5	.200	7-9	.778	0	1	1	1.0	1	5	2	0	2	20	20.0
OHIO CHRISTIAN	11/16/17	*	20	4-6	.667	3-4	.750	2-3	.667	2	2	4	2.5	2	3	0	0	1	13	16.5
MISSISSIPPI VALLEY STA	11/19/17	*	28	8-15	.533	3-8	.375	0-0	.000	0	1	1	2.0	2	2	5	0	1	19	17.3
SOUTHEASTERN LOUISI	11/21/17	*	37	10-20	.500	4-12	.333	2-2	1.000	2	0	2	2.0	1	2	2	0	0	26	19.5
vs Valparaiso	11/24/17	*	37	5-17	.294	2-10	.200	3-3	1.000	0	2	2	2.0	1	3	3	0	1	15	18.6
vs Loyola Chicago	11/25/17	*	32	4-13	.308	3-9	.333	2-2	1.000	1	2	3	2.2	0	1	0	0	0	13	17.7
at Norfolk State	11/29/17		dnp	-	-	-	-	-	-	-	-	-	-	-	-	-	-	-	-	-
CLEVELAND STATE	12/2/17		dnp	-	-	-	-	-	-	-	-	-	-	-	-	-	-	-	-	-
at Xavier	12/06/17		dnp	-	-	-	-	-	-	-	-	-	-	-	-	-	-	-	-	-
at Wright State	12/9/17		30	3-13	.231	1-7	.143	0-1	.000	0	1	1	2.0	3	0	2	0	1	7	16.1
NORTHEASTERN	12/18/17	*	36	7-14	.500	3-7	.429	1-3	.333	1	2	3	2.1	1	0	6	0	2	18	16.4
OREGON STATE	12/21/17	*	37	5-19	.263	2-10	.200	13-14	.929	2	3	5	2.4	1	3	2	1	3	25	17.3
at UAlbany	12/28/17	*	36	8-27	.296	2-10	.200	2-4	.500	3	3	6	2.8	3	3	3	0	2	20	17.6
at Northern Illinois	01/02/18	*	36	5-17	.294	1-10	.100	7-8	.875	3	1	4	2.9	3	2	3	0	2	18	17.6
CENTRAL MICHIGAN	01/06/18	*	38	7-13	.538	6-9	.667	6-7	.857	2	2	4	3.0	0	5	4	0	2	26	18.3
at Miami	1/9/18	*	13	2-8	.250	1-5	.200	0-0	.000	0	3	3	3.0	0	0	1	0	1	5	17.3
OHIO	01/12/18		28	6-13	.462	2-3	.667	1-4	.250	0	5	5	3.1	2	0	0	0	1	15	17.1
WESTERN MICHIGAN	01/16/18		29	3-9	.333	2-5	.400	2-2	1.000	1	2	3	3.1	1	0	4	0	0	10	16.7
at TOLEDO	01/20/18		31	7-16	.438	5-10	.500	0-2	.000	1	1	2	3.1	1	0	1	1	1	19	16.8
BALL STATE	01/23/18	*	34	6-12	.500	3-7	.429	2-2	1.000	2	5	7	3.3	0	2	3	0	1	17	16.8
at Central Michigan	1/27/18	*	36	8-16	.500	5-12	.417	0-0	.000	1	7	8	3.6	2	1	2	0	1	21	17.1
BUFFALO	01/30/18	*	34	4-12	.333	1-6	.167	6-6	1.000	0	2	2	3.5	2	1	3	0	1	15	16.9
at Bowling Green	02/03/18	*	36	7-17	.412	5-13	.385	1-1	1.000	1	5	6	3.6	2	1	2	0	1	20	17.1
EASTERN MICHIGAN	02/06/18	*	39	8-16	.500	6-13	.462	2-2	1.000	2	1	3	3.6	3	5	5	0	0	24	17.4
at Ball State	2/9/18	*	33	4-13	.308	2-7	.286	5-5	1.000	3	5	8	3.8	3	2	7	0	0	15	17.3
at Buffalo	2/13/18	*	39	4-17	.235	2-8	.250	5-6	.833	1	3	4	3.8	3	2	2	0	1	15	17.2
AKRON	02/17/18	*	36	7-14	.500	7-12	.583	6-7	.857	1	1	2	3.7	3	4	2	1	0	27	17.6
at Ohio	02/20/18	*	34	5-17	.294	1-9	.111	1-1	1.000	3	0	3	3.7	2	2	3	0	0	12	17.4
Totals		21	819	143-366	.391	73-211	.346	76-94	.809	32	60	92	3.7	42	49	67	3	25	435	17.4

Games played: 25
Minutes/game: 32.8
Points/game: 17.4
FG Pct: 39.1
3FG Pct: 34.6
FT Pct: 80.9

Rebounds/game: 3.7
Assists/game: 2.0
Turnovers/game: 2.7
Assist/turnover ratio: 0.7
Steals/game: 1.0
Blocks/game: 0.1

Season Highs

Points: 27, Akron- 2/17/18
Rebounds: 7, Ball State- 1/23/18
Assists: 5, 2x most recent Eastern Michigan- 2/6/18
Steals: 3, Oregon State -- 12/21/17
Blocks: 1, Oregon State -- 12/21/17
FG made: 10, SE Louisiana -- 11/21/17
FG attempts: 27, at Albany -- 12/28/17
3FG made: 7, Akron- 2/17/18
3FG attempts: 13, Eastern Michigan- 2/6/18
FT made: 7, Youngstown State -- 11/11/17
FT attempts: 9, Youngstown State -- 11/11/17

Career Highs

Points: 30 [2nd], vs Akron -- 03-11-17
Rebounds: 14 [t-8th], Central Michigan -- 03/06/17
Assists: 5 [t-8th], Central Michigan -- 01/06/18; Eastern Michigan -- 02/06/18; vs Yo
Steals: 3 [t-6th], vs WOFFORD -- 11/23/16; Oregon State -- 12/21/17
Blocks: 1, at TOLEDO -- 01/20/18; Akron -- 02/17/18; Oregon State -- 12/21/17
FG made: 11 [t-4th], vs Akron -- 03-11-17
FG attempts: 27 [1st], at UAlbany -- 12/28/17
3FG made: 7 [t-1st], Akron -- 02/17/18; Central Michigan -- 03/06/17
3FG attempts: 14 [1st], Central Michigan -- 03/06/17
FT made: 13 [t-1st], Oregon State -- 12/21/17
FT attempts: 14 [t-1st], Oregon State -- 12/21/17

Miscellanous Statistics

	Season	Career
20+ Points	9	19
10+ Rebounds		1
Double-Doubles		1
Double-Digit Scoring	23	56
Led Team in Scoring	13	27
Led Team in Rebounds	2	4
Led Team in Steals	5	13
Led Team in Assists	6	9

Career Statistics

Season	gp-gs	min/avg	Total fg-fga	pct	3-Point fg-fga	pct	F-Throws ft-fta	pct	Rebounds off	def	tot	avg	pf	fo	ast	to	blk	stl	Scoring pts	avg
2015-16	22-8	418/19.0	53-143	.371	30-90	.333	34-43	.791	19	25	44	2.0	26	0	17	23	0	13	170	7.7
2016-17	34-22	1057/31.1	185-468	.395	88-264	.333	79-101	.782	51	97	148	4.4	58	1	31	69	0	26	537	15.8
2017-18	25-21	819/32.8	143-366	.391	73-211	.346	76-94	.809	32	60	92	3.7	42	0	49	67	3	25	435	17.4
TOTAL	81-51	2294/28.3	381-977	.390	191-565	.338	189-238	.794	102	182	284	3.5	126	1	97	159	3	64	1142	14.1

The 2017-18 Golden Flashes



Desmond RIDENOUR

- Position: G
- Height: 6-3
- Class: Senior
- Hometown: Cleveland, Ohio
- Previous School: Duquesne

#32

Game-By-Game Statistics

#32 RIDENOUR, Desmond

				Total		3-Pointers		Free throws		Rebounds												
Opponent	Date	gs	min	fg-fga	pct	3fg-fga	pct	ft-fta	pct	off	def	tot	avg	pf	a	t/o	blk	stl	pts	avg
vs Youngstown State	11/11/17		20	5-6	.833	0-1	.000	2-2	1.000	0	3	3	3.0	3	1	3	0	1	12	12.0
OHIO CHRISTIAN	11/16/17		19	3-9	.333	1-3	.333	0-0	.000	1	5	6	4.5	3	0	0	0	2	7	9.5
MISSISSIPPI VALLEY STA	11/19/17		22	3-5	.600	1-3	.333	0-2	.000	1	1	2	3.7	2	1	1	0	2	7	8.7
SOUTHEASTERN LOUISI	11/21/17		19	2-5	.400	1-3	.333	0-0	.000	1	3	4	3.8	4	2	1	1	1	5	7.8
vs Valparaiso	11/24/17		2	0-1	.000	0-0	.000	0-0	.000	1	0	1	3.2	0	1	0	0	0	0	6.2
vs Loyola Chicago	11/25/17		16	1-1	1.000	1-1	1.000	0-0	.000	1	2	3	3.2	1	0	0	0	0	3	5.7
at Norfolk State	11/29/17		22	2-6	.333	0-3	.000	2-2	1.000	0	2	2	3.0	2	2	0	0	2	6	5.7
CLEVELAND STATE	12/2/17		27	3-10	.300	0-2	.000	0-0	.000	1	4	5	3.3	1	1	0	1	1	6	5.8
at Xavier	12/06/17		19	4-8	.500	2-3	.667	0-2	.000	0	2	2	3.1	2	0	1	0	0	10	6.2
at Wright State	12/9/17		18	0-1	.000	0-1	.000	2-4	.500	0	2	2	3.0	2	1	3	0	2	2	5.8
NORTHEASTERN	12/18/17	*	19	2-3	.667	0-0	.000	2-2	1.000	1	1	2	2.9	5	1	3	0	0	6	5.8
OREGON STATE	12/21/17		15	1-3	.333	0-0	.000	1-4	.250	0	5	5	3.1	2	1	0	0	0	3	5.6
at UAlbany	12/28/17		19	4-5	.800	0-0	.000	2-2	1.000	3	1	4	3.2	3	1	2	1	0	10	5.9
at Northern Illinois	01/02/18		12	1-2	.500	0-0	.000	0-0	.000	1	1	2	3.1	0	0	1	0	2	2	5.6
CENTRAL MICHIGAN	01/06/18		3	0-0	.000	0-0	.000	0-0	.000	0	1	1	2.9	0	0	1	0	0	0	5.3
at Miami	1/9/18		24	3-4	.750	0-0	.000	0-0	.000	0	2	2	2.9	5	2	2	1	0	6	5.3
OHIO	01/12/18		22	4-6	.667	0-0	.000	0-0	.000	1	0	1	2.8	0	1	2	0	0	8	5.5
WESTERN MICHIGAN	01/16/18		15	0-1	.000	0-0	.000	0-0	.000	0	1	1	2.7	0	1	1	0	0	0	5.2
at TOLEDO	01/20/18		19	3-4	.750	0-0	.000	0-0	.000	0	2	2	2.6	1	0	1	0	0	6	5.2
BALL STATE	01/23/18		17	1-3	.333	0-1	.000	0-0	.000	0	2	2	2.6	2	2	1	0	3	2	5.1
at Central Michigan	1/27/18		16	0-2	.000	0-0	.000	1-2	.500	0	2	2	2.6	4	0	1	0	0	1	4.9
BUFFALO	01/30/18		16	2-5	.400	0-1	.000	0-0	.000	1	0	1	2.5	2	0	0	0	0	4	4.8
at Bowling Green	02/03/18		20	0-1	.000	0-0	.000	0-2	.000	0	4	4	2.6	3	0	0	0	0	0	4.6
EASTERN MICHIGAN	02/06/18		10	1-3	.333	0-0	.000	0-0	.000	0	0	0	2.5	3	0	0	0	1	2	4.5
at Ball State	2/9/18		10	0-2	.000	0-1	.000	1-2	.500	0	1	1	2.4	2	0	0	0	0	1	4.4
at Buffalo	2/13/18		14	1-5	.200	0-1	.000	0-2	.000	0	0	0	2.3	1	1	0	0	2	2	4.3
AKRON	02/17/18		9	0-2	.000	0-0	.000	2-2	1.000	0	1	1	2.3	2	1	1	1	3	2	4.2
at Ohio	02/20/18		16	5-6	.833	2-3	.667	0-0	.000	1	0	1	2.2	2	0	2	0	2	12	4.5
Totals		1	460	51-109	.468	8-27	.296	15-30	.500	14	48	62	2.2	57	20	27	5	24	125	4.5

Games played: 28
Minutes/game: 16.4
Points/game: 4.5
FG Pct: 46.8
3FG Pct: 29.6
FT Pct: 50.0

Rebounds/game: 2.2
Assists/game: 0.7
Turnovers/game: 1.0
Assist/turnover ratio: 0.7
Steals/game: 0.9
Blocks/game: 0.2

Season Highs

Points: 12, 2x most recent at Ohio - 2/20/18
Rebounds: 6, Ohio Christian -- 11/16/17
Assists: 2, 2x, most recent Norfolk State -- 11/29/17
Steals: 3, Ball State- 1/23/18
Blocks: 1, 3x most recent at Albany- 12/28/17
FG made: 5, 2x most recent at Ohio - 2/20/18
FG attempts: 9, Ohio Christian -- 11/16/17
3FG made: 2, 2x most recent at Ohio - 2/20/18
3FG attempts: 3, 5x most recent at Ohio - 2/20/18
FT made: 2, 4x, most recent Wright State- 12/9/17
FT attempts: 4, Wright State -- 12/9/17

Career Highs

Points: 15, Wright State -- 12/18/16
Rebounds: 7, Northern Illinois -- 1/10/17
Assists: 5 [t-8th], at WMU -- 1/14/17; at Oregon State -- 12/21/16; at Texas -- 1
Steals: 5 [t-1st], at Oregon State -- 12/21/16
Blocks: 3 [t-4th], Bowling Green -- 02/07/17
FG made: 6, Wright State -- 12/18/16
FG attempts: 12, Northern Illinois -- 1/10/17
3FG made: 3, NJIT -- 12/10/16; Wright State -- 12/18/16
3FG attempts: 5, Grambling State -- 12/02/16; at Oregon State -- 12/21/16
FT made: 8 [t-7th], Ball State -- 1/3/2017
FT attempts: 8, Ball State -- 1/3/2017

Miscellanous Statistics

	Season	Career
Double Digit Scoring	2	8
Led Team in Assists		9
Led Team in Steals	6	15
Led Team in Blocks	3	5

Career Statistics

			Total		3-Point		F-Throws		Rebounds										Scoring	
Season	gp-gs	min/avg	fg-fga	pct	fg-fga	pct	ft-fta	pct	off	def	tot	avg	pf	fo	ast	to	blk	stl	pts	avg
2016-17	35-6	589/16.8	56-150	.373	13-60	.217	20-27	.741	29	54	83	2.4	49	0	56	21	5	33	145	4.1
2017-18	28-1	460/16.4	51-109	.468	8-27	.296	15-30	.500	14	48	62	2.2	57	2	20	27	5	24	125	4.5
TOTAL	63-7	1049/16.7	107-259	.413	21-87	.241	35-57	.614	43	102	145	2.3	106	2	76	48	10	57	270	4.3

The 2017-18 Golden Flashes

Jonathan NWANKWO

- Position: F
- Height: 6-9
- Class: Sophomore
- Hometown: Bronx, N.Y.
- Previous School: College of Southern Idaho

#33

Game-By-Game Statistics

#33 NWANKWO, Jonathan

				Total		3-Pointers		Free throws		Rebounds											
Opponent	Date	gs	min	fg-fga	pct	3fg-fga	pct	ft-fta	pct	off	def	tot	avg	pf	a	t/o	blk	stl	pts	avg
vs Youngstown State	11/11/17		3	0-0	.000	0-0	.000	1-2	.500	0	0	0	0.0	1	0	0	0	0	1	1.0
OHIO CHRISTIAN	11/16/17		7	0-1	.000	0-0	.000	0-0	.000	0	0	0	0.0	2	0	1	0	0	0	0.5
MISSISSIPPI VALLEY STA	11/19/17		dnp	-	-	-	-	-	-	-	-	-	-	-	-	-	-	-	-	-
SOUTHEASTERN LOUISI	11/21/17		dnp	-	-	-	-	-	-	-	-	-	-	-	-	-	-	-	-	-
vs Valparaiso	11/24/17		dnp	-	-	-	-	-	-	-	-	-	-	-	-	-	-	-	-	-
vs Loyola Chicago	11/25/17		1	0-1	.000	0-0	.000	0-0	.000	0	1	1	0.3	0	0	0	0	0	0	0.3
at Norfolk State	11/29/17		dnp	-	-	-	-	-	-	-	-	-	-	-	-	-	-	-	-	-
CLEVELAND STATE	12/2/17		dnp	-	-	-	-	-	-	-	-	-	-	-	-	-	-	-	-	-
at Xavier	12/06/17		7	2-3	.667	0-0	.000	0-0	.000	1	0	1	0.5	1	0	0	1	0	4	1.3
at Wright State	12/9/17		dnp	-	-	-	-	-	-	-	-	-	-	-	-	-	-	-	-	-
NORTHEASTERN	12/18/17		dnp	-	-	-	-	-	-	-	-	-	-	-	-	-	-	-	-	-
OREGON STATE	12/21/17		dnp	-	-	-	-	-	-	-	-	-	-	-	-	-	-	-	-	-
at UAlbany	12/28/17		dnp	-	-	-	-	-	-	-	-	-	-	-	-	-	-	-	-	-
at Northern Illinois	01/02/18		1	0-0	.000	0-0	.000	0-0	.000	0	0	0	0.4	0	0	0	0	0	0	1.0
CENTRAL MICHIGAN	01/06/18		0	0-0	.000	0-0	.000	0-0	.000	0	0	0	0.3	0	0	0	0	0	0	0.8
at Miami	1/9/18		dnp	-	-	-	-	-	-	-	-	-	-	-	-	-	-	-	-	-
OHIO	01/12/18		dnp	-	-	-	-	-	-	-	-	-	-	-	-	-	-	-	-	-
WESTERN MICHIGAN	01/16/18		dnp	-	-	-	-	-	-	-	-	-	-	-	-	-	-	-	-	-
at TOLEDO	01/20/18		dnp	-	-	-	-	-	-	-	-	-	-	-	-	-	-	-	-	-
BALL STATE	01/23/18		dnp	-	-	-	-	-	-	-	-	-	-	-	-	-	-	-	-	-
at Central Michigan	1/27/18		dnp	-	-	-	-	-	-	-	-	-	-	-	-	-	-	-	-	-
BUFFALO	01/30/18		dnp	-	-	-	-	-	-	-	-	-	-	-	-	-	-	-	-	-
at Bowling Green	02/03/18		1	0-0	.000	0-0	.000	0-0	.000	0	0	0	0.3	1	0	0	0	0	0	0.7
EASTERN MICHIGAN	02/06/18		dnp	-	-	-	-	-	-	-	-	-	-	-	-	-	-	-	-	-
at Ball State	2/9/18		2	0-0	.000	0-0	.000	0-0	.000	0	1	1	0.4	0	0	0	0	0	0	0.6
at Buffalo	2/13/18		dnp	-	-	-	-	-	-	-	-	-	-	-	-	-	-	-	-	-
AKRON	02/17/18		dnp	-	-	-	-	-	-	-	-	-	-	-	-	-	-	-	-	-
at Ohio	02/20/18		dnp	-	-	-	-	-	-	-	-	-	-	-	-	-	-	-	-	-
Totals		0	22	2-5	.400	0-0	.000	1-2	.500	1	2	3	0.4	5	0	1	1	0	5	0.6

Games played: 8
Minutes/game: 2.8
Points/game: 0.6
FG Pct: 40.0
FT Pct: 50.0

Rebounds/game: 0.4
Turnovers/game: 0.1
Blocks/game: 0.1

Season/Career Highs

Points: 4, at Xavier -- 12/06/17
Rebounds: 1, vs Loyola Chicago -- 11/25/17; at Xavier -- 12/06/17; at Ba
Blocks: 1, at Xavier -- 12/06/17
FG made: 2, at Xavier -- 12/06/17
FG attempts: 3, at Xavier -- 12/06/17
FT made: 1, vs Youngstown State -- 11/11/17
FT attempts: 2, vs Youngstown State -- 11/11/17

Miscellanous Statistics

Season | Career

Career Statistics

			Total		3-Point		F-Throws		Rebounds										Scoring	
Season	gp-gs	min/avg	fg-fga	pct	fg-fga	pct	ft-fta	pct	off	def	tot	avg	pf	fo	ast	to	blk	stl	pts	avg
2017-18	8-0	22/2.8	2-5	.400	0-0	.000	1-2	.500	1	2	3	0.4	5	0	0	1	1	0	5	0.6
TOTAL	8-0	22/2.8	2-5	.400	0-0	.000	1-2	.500	1	2	3	0.4	5	0	0	1	1	0	5	0.6

The 2017-18 Golden Flashes

Kevin ZABO

- Position: G
- Height: 6-2
- Class: Senior
- Hometown: Gatineau, Quebec
- Previous School: Indian Hills C.C. [Iowa]

#55

Game-By-Game Statistics

#55 ZABO, Kevin

Opponent	Date	gs	min	Total fg-fga	pct	3-Pointers 3fg-fga	pct	Free throws ft-fta	pct	Rebounds off	def	tot	avg	pf	a	t/o	blk	stl	pts	avg
vs Youngstown State	11/11/17		19	1-4	.250	0-0	.000	2-2	1.000	0	3	3	3.0	2	2	1	0	0	4	4.0
OHIO CHRISTIAN	11/16/17		21	6-8	.750	2-4	.500	1-1	1.000	0	1	1	2.0	1	1	0	1	0	15	9.5
MISSISSIPPI VALLEY STA	11/19/17		14	0-5	.000	0-2	.000	1-2	.500	1	2	3	2.3	5	2	0	0	1	1	6.7
SOUTHEASTERN LOUISI	11/21/17	*	23	3-9	.333	2-7	.286	0-1	.000	0	1	1	2.0	4	1	1	0	2	8	7.0
vs Valparaiso	11/24/17		14	1-4	.250	1-2	.500	0-0	.000	0	0	0	1.6	3	2	1	0	0	3	6.2
vs Loyola Chicago	11/25/17		18	2-5	.400	0-1	.000	1-3	.333	0	2	2	1.7	0	3	1	0	0	5	6.0
at Norfolk State	11/29/17	*	34	4-15	.267	3-9	.333	4-4	1.000	0	5	5	2.1	3	4	1	0	1	15	7.3
CLEVELAND STATE	12/2/17	*	33	5-12	.417	1-8	.125	6-6	1.000	0	3	3	2.3	0	1	2	0	2	17	8.5
at Xavier	12/06/17	*	31	4-11	.364	0-2	.000	4-5	.800	3	0	3	2.3	4	5	1	0	0	12	8.9
at Wright State	12/9/17	*	19	1-4	.250	1-2	.500	0-0	.000	0	2	2	2.3	2	3	3	0	0	3	8.3
NORTHEASTERN	12/18/17		24	6-7	.857	3-3	1.000	3-3	1.000	0	3	3	2.4	4	1	2	0	3	18	9.2
OREGON STATE	12/21/17		21	3-9	.333	2-3	.667	4-4	1.000	0	1	1	2.3	3	3	4	0	2	12	9.4
at UAlbany	12/28/17	*	28	3-5	.600	1-3	.333	3-4	.750	1	0	1	2.2	5	1	1	0	1	10	9.5
at Northern Illinois	01/02/18	*	34	5-14	.357	2-7	.286	5-5	1.000	1	2	3	2.2	1	0	2	1	0	17	10.0
CENTRAL MICHIGAN	01/06/18	*	32	6-11	.545	1-3	.333	4-5	.800	0	2	2	2.2	3	4	2	0	0	17	10.5
at Miami	1/9/18	*	29	4-15	.267	1-4	.250	2-2	1.000	2	0	2	2.2	3	0	2	0	2	11	10.5
OHIO	01/12/18	*	33	8-15	.533	4-7	.571	4-9	.444	1	5	6	2.4	2	1	2	0	1	24	11.3
WESTERN MICHIGAN	01/16/18	*	33	8-17	.471	5-7	.714	2-2	1.000	1	3	4	2.5	3	4	3	0	3	23	11.9
at TOLEDO	01/20/18	*	34	9-14	.643	1-2	.500	1-2	.500	0	2	2	2.5	4	1	0	0	1	20	12.4
BALL STATE	01/23/18	*	39	9-20	.450	1-5	.200	2-2	1.000	0	3	3	2.5	2	2	1	0	2	21	12.8
at Central Michigan	1/27/18	*	36	9-17	.529	2-8	.250	2-5	.400	0	3	3	2.5	2	3	4	0	1	22	13.2
BUFFALO	01/30/18	*	30	3-7	.429	2-3	.667	0-0	.000	1	0	1	2.5	4	0	1	0	1	8	13.0
at Bowling Green	02/03/18	*	29	1-5	.200	0-1	.000	2-2	1.000	1	4	5	2.6	2	2	4	0	1	4	12.6
EASTERN MICHIGAN	02/06/18	*	29	1-8	.125	0-5	.000	0-0	.000	0	2	2	2.5	1	3	3	0	1	2	12.2
at Ball State	2/9/18	*	33	4-12	.333	1-5	.200	2-4	.500	0	1	1	2.5	1	6	1	0	1	11	12.1
at Buffalo	2/13/18		28	7-14	.500	1-4	.250	2-2	1.000	0	3	3	2.5	5	1	0	0	0	17	12.3
AKRON	02/17/18		26	2-9	.222	0-3	.000	2-2	1.000	0	3	3	2.5	5	1	1	0	1	6	12.1
at Ohio	02/20/18		34	4-14	.286	0-3	.000	4-4	1.000	0	6	6	2.6	4	4	1	0	1	12	12.1
Totals		18	778	119-290	.410	37-113	.327	63-81	.778	12	62	74	2.6	78	61	45	2	28	338	12.1

Games played: 28
Minutes/game: 27.8
Points/game: 12.1
FG Pct: 41.0
3FG Pct: 32.7
FT Pct: 77.8

Rebounds/game: 2.6
Assists/game: 2.2
Turnovers/game: 1.6
Assist/turnover ratio: 1.4
Steals/game: 1.0
Blocks/game: 0.1

Season Highs

Points: 24, Ohio -- 1/12/18
Rebounds: 6, Ohio -- 1/12/18
Assists: 5, Xavier-12/6/17
Steals: 3, Northeastern -- 12/18/17
Blocks: 1, 2x, most recent at Northern Illinois -- 1/2/18
FG made: 9, Toledo- 1/20/18
FG attempts: 20, Ball State- 1/23/18
3FG made: 5, Western Michigan- 1/16/18
3FG attempts: 9, Norfolk State -- 11/29/17
FT made: 6, Cleveland State- 12/2/17
FT attempts: 9, Ohio -- 1/12/18

Career Highs

Points: 24, Ohio -- 01/12/18
Rebounds: 6, Ohio -- 01/12/18; at Ohio -- 02/20/18
Assists: 6 [t-4th], Mississippi Valley S -- 11/16/16; at Ball State -- 2/9/18
Steals: 3 [t-6th], Western Michigan -- 01/16/18; vs Ohio -- 03-10-17; Northe
Blocks: 1, at Northern Illinois -- 01/02/18; Ohio Christian -- 11/16/17; at Akr
FG made: 9 [t-9th], at TOLEDO -- 01/20/18; Ball State -- 01/23/18; at Cent
FG attempts: 20 [t-6th], Ball State -- 01/23/18
3FG made: 5 [t-7th], Western Michigan -- 01/16/18
3FG attempts: 9, at Norfolk State -- 11/29/17
FT made: 6, Cleveland State -- 12/2/17
FT attempts: 9, Ohio -- 01/12/18

Miscellanous Statistics

	Season	Career
Double-Digit Scoring	16	23
Led Team in Scoring	10	10
Led Team in Steals	5	12
Led Team in Assists	5	8
Led Team in Blocks	1	1
Led Team in Rebounding	1	1

Career Statistics

Season	gp-gs	min/avg	Total fg-fga	pct	3-Point fg-fga	pct	F-Throws ft-fta	pct	Rebounds off	def	tot	avg	pf	fo	ast	to	blk	stl	Scoring pts	avg
2016-17	36-9	650/18.1	69-190	.363	29-93	.312	35-47	.745	10	40	50	1.4	85	1	58	44	1	23	202	5.6
2017-18	28-18	778/27.8	119-290	.410	37-113	.327	63-81	.778	12	62	74	2.6	78	4	61	45	2	28	338	12.1
TOTAL	64-27	1428/22.3	188-480	.392	66-206	.320	98-128	.766	22	102	124	1.9	163	5	119	89	3	51	540	8.4