Kent State University

Men's Basketball Game Notes

@KentStAthletics KentStateSports.com @KentStMBB

2017-18 Game Notes

2017-18 KENT STATE MEN'S BASKETBALL SCHEDULE

NOVEMBER

11/11	Youngstown State	W, 111-78
11/16	**OHIO CHRISTIAN**	**W, 90-45**
11/19	**MISSISSIPPI VALLEY STATE**	**W, 80-67**
11/21	**SOUTHEASTERN LOUISIANA**	**L, 70-66**
11/24	Valparaiso	L, 77-67
11/25	Loyola Chicago	L, 75-60
11/29	Norfolk State	W, 79-70

DECEMBER

12/2	**CLEVELAND STATE**	**W, 72-62**
12/6	Xavier	L, 96-71
12/9	Wright State	L, 63-54
12/18	**NORTHEASTERN**	**L, 81-69**
12/21	**OREGON STATE**	**W, 79-78**
12/28	Albany	L, 78-68

JANUARY

1/2	Northern Illinois*	L, 75-61
1/6	**CENTRAL MICHIGAN***	**W, 85-69**
1/9	Miami*	L, 80-69
1/12	**OHIO***	**W, 70-69**
1/16	**WESTERN MICHIGAN***	**W, 73-71**
1/20	Toledo*	7:00 p.m.
1/23	**BALL STATE***	**7:00 P.M.**
1/27	Central Michigan*	4:30 p.m.
1/30	**BUFFALO***	**7:00 P.M.**

FEBRUARY

2/3	Bowling Green*	3:30 p.m.
2/6	**EASTERN MICHIGAN***	**7:00 P.M.**
2/10	Ball State*	2:00 p.m.
2/13	Buffalo*	7:00 p.m.
2/17	**AKRON***	**7:00 P.M.**
2/20	Ohio*	7:00 p.m.
2/24	**BOWLING GREEN***	**6:00 P.M.**
2/27	**MIAMI***	**7:00 P.M.**

MARCH

3/2	Akron*	7:00 p.m.

MID-AMERICAN CONFERENCE TOURNAMENT

Mar. 5 First Round^

Mar. 7-10MAC Tournament Championship+

BOLD CAPS INDICATES HOME GAME
*Indicates Mid-American Conference game
^ First round games played on campus sites
+ Games played at Quicken Loans Arena in Cleveland, Ohio

Kent State Golden Flashes

Record: 9-9, 3-2 MAC
Conference: Mid-American
Head Coach: Rob Senderoff (7th season)
Record at KSU: 131-91
Career Record: Same

Toledo Rockets

Record: 12-6, 4-1 MAC
Conference: Mid-American
Head Coach: Tod Kowalczyk (8th season)
Record at Toledo: 129-116
Career Record: 267-226

Media Information

Tip-Off: 7:00 p.m.

TV: ESPN3
Mason Lowry (Play-By-Play)
Jay Gast (Analyst)

Radio: Kent State IMG Sports Network - AM 640 WHLO
Ty Linder (Play-By-Play)

Available on iHeart Radio App

Flash Facts

- **The Kent State University men's basketball team takes on MAC West foe Toledo in a divisional crossover battle at John F. Savage Arena on Saturday, Jan. 20th at 7 p.m. Kent State has won three of its last four for the second time this year since opening on a three game winning streak.**
- **The Golden Flashes have a 2-1 record against MAC West opponents.**
- **Kent State has a 15-49 record at Toledo, the last KSU win was a 76-75 overtime thriller in 2015.**
- **Head coach Rob Senderoff is 4-4 vs. Toledo since taking over the program in 2011-12.**
- **The Golden Flashes defeated Western Michigan, 73-71, in their last contest on Tuesday night. Mitch Peterson scored the game-winning basket on an offensive rebound with 0.3 seconds left.**
- **KSU shot its best percentage of the season from beyond the three point arc (13-23, 57%), and made its first eight attempts. It is the fourth time this year the Flashes have made at least ten threes and are 4-0 in those games.**
- **The defense held the MAC's fourth leading scorer (Thomas Wilder, 17.6 ppg) to just 10 points.**
- **Kent State scored 45 points in the first half against Western Michigan, its second highest half point total of the season, after scoring 46 points in the first half against Central Michigan.**
- **Sophomore forward Danny Pippen dropped a career-high 16 points against the Broncos, shooting 6-for-9 and 4-for-5 from three point land. He was a perfect 6-for-6 and 4-for-4 in the first half.**
- **Senior guard Kevin Zabo scored 20+ points in back-to-back games for the first time in his career.**
- **Junior center Adonis de la Rosa notched his fifth double-double this year (11 points, 12 rebounds).**
- **Kent State ranks fifth in the MAC in scoring defense (72.4) and in conference-only games is averaging 71.6 ppg which is also sixth in the league. The Golden Flashes are also the sixth-best free throw shooting team in the conference at 72.0%.**
- **Kent State is holding opponents 33.4% from three-point distance which is fourth in the MAC.**

KENT STATE PREVIOUS STARTERS

Pos.	No.	Name	PPG	RPG	APG	Prev. School
G	0	Jalen Avery (Jr., 6-0, Covington, Ky.)	9.3	2.3	4.2	Shroder HS
C	1	Adonis De La Rosa (Jr., 7-0, Bronx, N.Y.)	11.7	7.5	0.8	Williston State
F	5	Danny Pippen (So., 6-9, Detroit, Mich.)	7.2	5.1	0.5	Allen Academy
F	13	Mitch Peterson (So., 6-5, Richfield, Ohio)	4.7	4.4	0.8	Walsh Jesuit HS
G	55	Kevin Zabo (Sr., 6-2, Gatineau, Quebec)	11.9	2.5	2.1	Indian Hills C.C.

KENT STATE RESERVES

Pos.	No.	Name	PPG	RPG	APG	Prev. School
F	2	BJ Duling (Fr., 6-7, Newark, Ohio)	4.8	3.1	0.7	Newark HS
F	3	Akiean Frederick (Jr., 6-9, Columbus, Ohio)	4.0	2.6	0.4	Sinclair CC
G	4	Taishaun Johnson (Jr., 6-0, Indianapolis, Ind.)	2.6	1.8	0.6	South Alabama
G	15	Ryan Bernstein (Jr., 6-0, Bronx, N.Y.)	0.3	0.4	0.2	Maine
G	23	Jaylin Walker (Jr., 6-1, Inkster, Mich.)	16.7	3.1	1.9	Romulus HS
G	32	Desmond Ridenour (Sr., 6-3, Cleveland, Ohio)	5.2	2.7	0.9	Duquesne
F	33	Jonathan Nwankwo (So., 6-9, Bronx, N.Y.)	0.8	0.3	0.0	College of Southern Idaho

Jacob Pavilack - Men's Basketball Contact - jpavilac@kent.edu - (Cell) 304-559-7959

MAC Standings

East Division

Place	School	MAC	Overall
	Buffalo	5-0	13-5
	Bowling Green	3-2	12-6
	Kent State	***3-2***	***9-9***
	Miami (OH)	2-3	9-9
	Akron	1-4	8-9
	Ohio	1-4	8-9

West Division

Place	School	MAC	Overall
	Toledo	4-1	12-6
	Ball State	3-2	12-6
	Western Michigan	3-2	11-7
	Eastern Michigan	2-3	11-7
	Northern Illinois	2-3	9-9
	Central Michigan	1-4	12-6

By the Numbers

Statistic	All Games	MAC Games
Scoring:	73.5	71.6
Scoring Defense:	72.4	72.8
Scoring Margin:	+1.1	-1.2
Field Goal %:	42.7%	43.1%
Def. Field Goal %:	44.7%	45.3%
3-Point FG %:	33.2%	37.3%
Def. 3-Point FG %:	33.4%	34.6%
Free Throw %:	72.0%	69.2%
Rebounding:	35.5	34.0
Reb. Margin:	+1.1	-0.6
Assists:	12.2	10.6
Turnover Margin:	+1.2	+0.8
Asst/TO Ratio:	0.9	0.9
Steals:	6.4	6.0
Blocks:	3.3	2.4

LAST TIME OUT

Mitch Peterson capped a flurry of offensive rebounds by Kent State as the M.A.C. Center clock ticked away, floating in a short fadeaway with 0.3 seconds remaining to lift the Golden Flashes to a 73-71 victory over Western Michigan on Tuesday night. The buzzer beater finally put away the Broncos, who battled back to tie the game after trailing by as many as 18 points in the first half. A three by Peterson with 10:13 remaining gave the Flashes a 63-49 lead, but it was followed by a five-minute scoring drought that saw Western outscore KSU 18-5. The Broncos finally deadlocked the game with seven seconds to play when a goaltending call credited Reggie Jones with a layup. Kevin Zabo led the Flashes with 23 points. Danny Pippen added 16 points, all in a first half that saw him make 6-of-6 from the field and 4-of-4 from three-point range as KSU took a 45-33 lead into the break. Adonis De La Rosa finished with his fifth double-double of the season, scoring 11 points to go with 12 rebounds. Jaylin Walker finished with 10 points and Jalen Avery contributed nine assists.

TOLEDO 78, KENT STATE 58 - FEB. 11, 2017

The Kent State University men's basketball team (13-12, 5-7 MAC) took its first road loss in almost a month, falling to the Toledo Rockets (13-12, 6-6 MAC) Saturday, 78-58. Jaylin Walker led the Flashes in scoring with 13 points off the bench. Jimmy Hall registered 10 points and had a team-best five rebounds. Deon Edwin finished one short of his career-high in assists with five, and contributed six points. When the two teams played in the M.A.C. Center, Kent State gave Toledo its best performance. On Saturday, Toledo did the same, shooting a season-best 65.2 percent (30-for-46) with eight 3-pointers. Kent State shot 40.7 percent (24-for-59) from the floor and 23.8 percent (5-for-21) from distance. The high shooting mark for Toledo kept the Flashes' rebounding total low, but Kent State registered 13 of 25 boards on offense. Kent State won the turnover margin, 12-15.

KENT STATE 85, TOLEDO 61 - JAN. 21, 2017

The Kent State University men's basketball team (10-9, 2-4 MAC) put on a show for a sold out crowd in the M.A.C. Center Saturday, defeating the Toledo Rockets (10-9, 3-3 MAC), 85-61. Kent State scored 85 points on 57.6 percent (34-for-59) shooting. Kent State picked up 50 points in the paint, the season-best against a Division I opponent. Toledo was held to 36.7 percent (18-for-49) shooting and 22.7 percent (5-for-22) from distance. Kent State is the first team to hold Toledo to under 40 percent shooting this season. Seniors Jimmy Hall and Deon Edwin scored 50 of Kent State's 85 points on a combined 21-for-32 shooting. Hall had a game-best 27 points, pushing him into Kent State's top-10 scorers of all time at 1,343 points. He also tallied five rebounds and three assists. Edwin scored a career-high 23 points on 9-for-12 shooting. He dished out a team-high five assists. Adonis De La Rosa led with six boards and set a new career high with blocks.

ALL-TIME SERIES

Toledo leads the all-time series 82-48, with the Rockets holding a commanding 15-49 record in Toledo. Kent State has won three of the last five meetings since 2015. The Rockets have the longest winning streak of the series, winning 15 in a row from 1938-1961. This is the 131st all-time meeting. Kent State won the first meeting, 25-24, in 1938.

13 3-POINTERS

The Flashes recorded a season-high 13 3-pointers made in the team's win over Western Michigan, connecting on 57 percent of its 23 3-point shot attempts. The Golden Flashes hit the double digit mark in 3-pointers made for the fouth time this season, and are 4-0 when eclipsing the 10 three pointer mark . Last season, Kent State had seven games of 10 or more 3-pointers, tying the program high during the Rob Senderoff era. The Flashes have had at least four games with 10 or more 3-pointers in every season since the 2012-13 campaign.

Kent State Game Notes

EFFICIENT ADONIS

Junior center Adonis de la Rosa scored a career-high 24 points in the Flashes' 85-69 win over Central Michigan on 9-13 shooting from the floor on January, 6th. He is second in the MAC with a 59% field goal percentage. De la Rosa has increased his free throw pertenage from 56% (43-77) last year to 80% (66-82) this season.

AVERY LEADS THE NATION

Junior point guard Jalen Avery leads the nation with a 6.25 assist to turover ratio. The Covington, Ky. native has committed the fewest turnovers (12) of all players in the country that qualify (min. 3 assists per game). He leads the second ranked player, Muhammad-Ali Abdur-Rahkman from Michigan, by 0.43 assists. Avery has not had a turnover in 2018 and only has three in his last seven games.

BLOCK PARTY

Kent State forward Danny Pippen has made an impact defensively for Kent State, serving as one of the league's best shot blocker through the early portion of the season. Pippen has 21 blocks so far, averaging 1.2 per game. The single season blocks record is 81, held by John Edwards. The most blocks in a season during the Rob Senderoff era is 56, a mark that ranks third overall and is held by former MAC Defensive Player of the Khaliq Spicer.

20 POINTS FOR ZABO

Senior Kevin Zabo has scored at least 20 points in back-to-back games for the first time in his career. His 24 points in the win over Ohio (Jan. 12) are the most in his career and he also grabbed down a career-best six boards. Zabo is coming off a 23 point night against WMU when he went 5-for-7 from three.

WALKER 1,000 POINT WATCH

Jaylin Walker has been a dynamic scorer since stepping on the court for Kent State. He has scored 932 points over three seasons and barring a set back, will surpass 1,000 points scored this season. Averaging 16.7 points per game, Walker is on pace to cross 1,000 points at home against Buffalo on Jan. 30.

When he crosses the milestone, he will become the 32nd player in Kent State history to do so and the fifth player to cross 1,000 under head coach Rob Senderoff. If Walker can stay on the floor consistently when he returns, he is on pace to approach 1,300 career points, putting him just outside the Kent State all-time top-10. He will likely pass Kris Brewer, another top scorer under Rob Senderoff. The all-time points record at Kent State is 1,820 by Trevor Huffman.

NONCON WRAPUP

The Golden Flashes finished the non-conference portion of the season at 6-7, taking crucial steps towards a run through the Mid-American Conference. The defending league champions took some lumps against top competition, falling on the road to the likes of Xavier, Albany and Loyola Chicago. However, several highlights were had, including the program's fourth Power 5 victory under head coach Rob Senderoff, taking down Oregon State at home, 79-78. Kent State also maintained its claim as the best basketball program in Northeast Ohio, taking down Youngstown State, 111-78, and Cleveland State, 72-62. Individually, multiple student-athletes have broken out into bigger roles. Adonis De La Rosa has emerged as a top low post threat, with nine double digit scoring efforts. Jalen Avery has also established himself as one of the nation's most efficient point guards, leading the country with a 6.22 assist to turnover ratio. Jaylin Walker has led the scoring efforts as expected, averaging a team-best 17.6 points per game.

AP Poll

(As of 1-16-18)

Place	School (1st Place Votes)	Record
1.	Villanova (63)	16-1
2.	Virginia (1)	16-1
3.	Purdue (1)	17-2
4.	Oklahoma	14-2
5.	Duke	15-2
6.	West Virginia	15-2
7.	Wichita State	15-2
8.	Texas Tech	15-2
9.	Michigan State	16-3
10.	Kansas	14-3
11.	**Xavier**	**16-3**
12.	Cincinnati	15-2
13.	Gonzaga	16-3
14.	Arizona	14-4
15.	North Carolina	14-4
16.	Arizona State	14-3
17.	Auburn	16-1
18.	Kentucky	14-3
19.	Seton Hall	15-3
20.	Clemson	15-2
21.	Tennessee	12-4
22.	Ohio State	15-4
23.	Michigan	15-4
24.	TCU	13-4
25.	Miami	13-3

Others receiving votes: Creighton 56, Rhode Island 39, Florida State 25, Nevada 23, Saint Mary's 19, New Mexico State 4, Louisville 2, Florida 1

Mid-Major Poll

(As of 1-16-18)

Place	School (1st Place Votes)	Record
1.	Gonzaga (27)	16-3
2.	Saint Mary's (4)	17-2
3.	New Mexico State	15-3
4.	Louisiana	15-3
5.	ETSU	14-4
6.	South Dakota State	16-5
7.	BYU	15-4
8.	Furman	13-5
9.	**Loyola Chicago**	**14-4**
10.	Stephen F. Austin	15-3
11.	South Dakota	15-5
12.	Missouri State	14-5
13.	Wofford	12-5
14.	Georgia Southern	14-5
15.	Charleston	12-6
16.	Vermont	13-5
17.	Towson	13-6
18.	UC Santa Barbara	12-5
19.	**Buffalo**	**12-5**
20.	UNC Greensboro	12-5
21.	**Albany**	**14-5**
22.	San Diego	13-5
23.	Murray State	13-4
24.	Montana	13-5
25.	**Wright State**	**13-5**

Others receiving votes: Drake 72, Northern Kentucky 60, Utah Valley 59, Belmont 50, Grand Canyon 45, UT Arlington 44, **Toledo 37,** Cal State Fullerton 33, Georgia State 23, **Western Michigan 22**, Evansville 15, Seattle 14, Penn 15, **Akron 13**, Bucknell 11, **Northeastern 11,** William & Mary 11, Jacksonville State 9, Lamar 9, Idaho 8, FGCU 6, Portland State 6, Austin Peay 5, **Bowling Green 6**, **Ball State 5**, Hawaii 2, Iona 2, Texas State 2, Boston University 1, Bethune Cookman 1, Hartford 1, Nicholls State 1.

BOLD: Kent State opponent

Flashes Among MAC Leaders

Scoring :	Jaylin Walker (16.7 ppg - T-6th)
Rebounding:	Adonis De La Rosa (7.5 rpg - 7th)
FG Shooting	Adonis De La Rosa (.590 - 2nd)
Assists:	Jalen Avery (4.2 apg - 5th)
FT Shooting	Adonis De La Rosa (.805- 9th)
	Kevin Zabo (.793- 11th)
Steals:	Jaylin Walker (1.3 spg - 12th)
3FG Made	Jaylin Walker (2.4 3pg - 7th)
Blocks:	Danny Pippen (1.2 bpg - 7th)
Assist/Turnover:	Jalen Avery (6.3 - 1st)

National Ranking Summary

Statistic	Team	National Rank	Conference Rank	Value
3-pt Field Goal Attempts (351 ranked)	Toledo Kent St.	101 191	6 7	441 394
Assist Turnover Ratio (351 ranked)	Toledo Kent St.	77 254	2 11	1.21 0.93
Assists Per Game (351 ranked)	Toledo Kent St.	65 289	2 11	15.7 12.2
Blocked Shots Per Game (351 ranked)	Toledo Kent St.	110 181	3 6	3.9 3.3
Defensive Rebounds per Game (351 ranked)	Toledo Kent St.	36 290	2 12	28.17 23.56
Fewest Fouls (351 ranked)	Toledo Kent St.	71 249	5 11	304 357
Fewest Turnovers (351 ranked)	Toledo Kent St.	129 146	7 8	233 237
Field-Goal Percentage (351 ranked)	Toledo Kent St.	63 274	1 12	47.4 42.7
Field-Goal Percentage Defense (351 ranked)	Toledo Kent St.	163 234	7 10	43.4 44.7
Free Throw Attempts (351 ranked)	Toledo Kent St.	141 156	2 4	377 372
Free Throws Made (351 ranked)	Toledo Kent St.	119 143	3 4	276 268
Free-Throw Percentage (351 ranked)	Toledo Kent St.	98 146	3 6	73.2 72.0
Offensive Rebounds Per Game (351 ranked)	Kent St. Toledo	77 266	2 11	11.94 9.22
Personal Fouls Per Game (351 ranked)	Toledo Kent St.	88 278	5 11	16.9 19.8
Rebound Margin (351 ranked)	Toledo Kent St.	115 175	3 6	2.6 1.1
Scoring Defense (351 ranked)	Kent St. Toledo	187 252	5 9	72.4 75.3
Scoring Margin (351 ranked)	Toledo Kent St.	134 205	4 9	5.0 1.1
Scoring Offense (351 ranked)	Toledo Kent St.	55 198	2 10	80.3 73.5
Steals Per Game (351 ranked)	Kent St. Toledo	172 345	9 12	6.4 4.2
Three Pt FG Defense (351 ranked)	Kent St. Toledo	114 208	4 7	33.4 35.3
Three-Point Field Goals Per Game (351 ranked)	Toledo Kent St.	22 212	1 10	10.2 7.3
Three-Point Field-Goal Percentage (351 ranked)	Toledo Kent St.	9 255	1 11	41.7 33.2
Total 3-point FGM (351 ranked)	Toledo Kent St.	30 232	1 9	184 131
Total Assists (351 ranked)	Toledo Kent St.	88 288	2 11	283 220
Total Blocks (351 ranked)	Toledo Kent St.	115 183	3 6	71 60
Total Rebounds (351 ranked)	Toledo Kent St.	149 223	5 9	673 639
Total Rebounds Per Game (351 ranked)	Toledo	108	5	37.39

MISTAKE FREE AVERY

Jalen Avery has had an incredible start to his junior season and is making a name for himself as one of the most efficient point guards in the Mid-American Conference. Through 18 games, Avery has committed just 12 turnovers, while racking up 75 assists. His assist to turnover ratio currently ranks first in the nation. His best game distributing came against Mississippi Valley State, in which he recorded a career-high 10 assists to no turnovers. It was the first double digit assist game for Kent State since Derek Jackson recorded 11 on December 6, 2014 against Kennesaw State (W, 58-46).

Avery has also only had 11 fouls called against him. Avery currently holds a fouls called against per 40 minutes average at 0.75. Last season, Avery ranked second in the nation among qualified players in fouls called against per 40 minutes at 1.11. This rate was only topped by Saint Mary's starting point guard Emmett Naar at 0.93. The top four players ranked in this statistic made the NCAA Tournament.

COACH SENDEROFF

Rob Senderoff made his first trip to the NCAA Tournament as a head coach in his sixth season with the program. With this record-breaking season in the books, Senderoff now ranks third all-time at Kent State in total wins at 131. He ranks 11 wins behind Jim Christian and 21 behind Jim McDonald. His winning percentage of .593 is the third best among coaches with at least five years at Kent State, ranking behind Christian (.704) and Gary Waters (.605).

GOLDEN FLASHES PICKED SECOND IN MAC EAST

Kent State was tabbed to finish second in the MAC East Division as selected by the league's 12 head coaches and an 18-member MAC News Media Panel. Junior guard Jaylin Walker was voted to the MAC East Preseason All-MAC Team

MAC East Division MBB Preseason Poll (first place votes)
1. Buffalo – 166 points (24)
2. **Kent State – 139 points (2)**
3. Ohio – 127 points (3)
4. Akron – 84 points (1)
5. Bowling Green – 82 points
6. Miami – 32 points

MAC West Division MBB Preseason Poll (first place votes)
1. Western Michigan – 169 points (22)
2. Ball State – 156 points (8)
3. Toledo – 107 points
4. Eastern Michigan – 103 points
5. Northern Illinois – 57 points
6. Central Michigan – 38 points

2017-18 GOLDEN FLASHES MEN'S BASKETBALL ROSTER

NUMERICAL

No.	Name	Pos.	Ht.	Wt.	Yr.	Hometown / Previous School
0	Jalen Avery	G	6-0	186	Jr.	Covington, Ky. / Shroder H.S.
1	Adonis De La Rosa	C	7-0	262	Jr.	Bronx, N.Y. / Williston State [N.D]
2	BJ Duling	F	6-7	235	Fr.	Newark, Ohio / Newark HS
3	Akiean Frederick	F	6-9	231	Jr.	Columbus, Ohio / Sinclair CC
4	Taishaun Johnson	G	6-0	175	Jr.	Indianapolis, Ind. / South Alabama
5	Danny Pippen	F	6-9	222	So.	Detroit, Mich. / Allen Academy
11	Kain Harris	G	6-4	200	Jr.	Chicago, Ill. / Tulane
13	Mitch Peterson	G	6-5	199	So.	Richfield, Ohio / Walsh Jesuit H.S.
14	Chris Johnson	F	6-6	207	So.	Chicago, Ill. / Malone
15	Ryan Bernstein	G	6-0	180	Jr.	Bronx, N.Y. / Maine
23	Jaylin Walker	G	6-1	187	Jr.	Inkster, Mich. / Romulus H.S.
25	Philip Whittington	F	6-8	227	Jr.	Columbus, Ga. / USC Upstate
32	Desmond Ridenour	G	6-3	195	Sr.	Cleveland, Ohio / Duquesne
33	Jonathan Nwankwo	F	6-9	235	So.	Bronx, N.Y. / College of Southern Idaho
55	Kevin Zabo	G	6-2	183	Sr.	Gatineau, Quebec / Indian Hills C.C. [Iowa]

#1 Adonis De La Rosa - Day-la Rosa
#3 Akiean Frederick - Uh-key-in
#4 Taishaun Johnson - Ty-shawn
#15 Ryan Bernstein - Bern-steen
#32 Desmond Ridenour - Ride-nour
#33 Jonathan Nwankwo - Nah-wan-kwo
#55 Kevin Zabo - Zah-bow
HC Rob Senderoff- Send-er-off

COACHING STAFF

Head Coach:
Rob Senderoff (Albany, '95) - Seventh Season

Associate Head Coach:
Eric Haut (Kent State '04) - Ninth Season

Assistant Coaches:
Akeem Miskdeen (Queens, '08) - Second Season
Brock Erickson (Assumption, '98) - First Season

Director of Basketball Operations:
Julian Sullinger (Kent State, '09) – First Season

Video Coordinator/Special Assistant to Head Coach:
Brian Barnes (Central Michigan, '15) – First Season

ROB SENDEROFF

>> HEAD COACH

- Seventh Season
- Albany, '95

Rob Senderoff enters his seventh year as the head men's basketball coach at Kent State.

The 44-year-old took over the program in April 2011 after spending seven previous years on the Golden Flashes' coaching staff. He ended the 2016-17 season with a 122-81 record as head coach, including a trip to the 2017 NCAA Tournament.

In his six seasons as head coach, the 22-year coaching veteran has continued the success of the storied program that he helped build by leading the Golden Flashes to four 20-win campaigns and postseason appearances.

The six year run culminated in a fantastic 2016-17 season in which the Flashes returned to the NCAA Tournament for the first time since 2008. Kent State claimed the program's first Mid-American Conference Tournament Championship under Rob Senderoff, defeating the top three seeds in the tournament in succession. The Flashes scored the most points in program history at 2,722, beating the previous record by 40 points. Senderoff led his squad to the postseason despite almost a dozen newcomers to the program.

In the 2015-16 season, Senderoff led the Golden Flashes to 19 wins in a campaign that was highlighted by All-District honors for junior Jimmy Hall and MAC Defensive Player of the Year honors for Khaliq Spicer. 2014-15 was Senderoff's most successful as head coach, as he led Kent State to a share of the Mid-American Conference regular season title. The championship season was followed by a postseason run to the CollegeInsider.com Postseason Tournament (CIT) quarterfinals during which Senderoff tied the school record for postseason wins. The Flashes were earned road wins at Middle Tennessee and Texas A&M-Corpus Christi before falling to Northern Arizona.

The inaugural year for Senderoff began with one of the most memorable debuts in the coaching profession. Kent State recorded a monumental 70-60 win over West Virginia and Hall of Fame Head Coach Bob Huggins, snapping the Mountaineers' 36-game non-conference home winning streak. The victory, which was part of ESPN's 24-hour College Basketball Tip-Off Marathon, also marked the first true road win over a BCS school for Kent State in 41 years.

The historic first win was just the beginning, as the Flashes won 21 games, advanced to the semifinals of the MAC Tournament and earned an invitation to play in the CIT in each of his first two seasons. Senderoff earned the first postseason victory of his head coaching career in 2013, as the Golden Flashes defeated Fairfield in a CIT first round matchup.

During his 13 seasons as part of the Kent State program, Senderoff has helped guide the Golden Flashes to 11 postseason appearances (2002-06; 2008-13; 2015; 2017), racking up 250 victories for an average of nearly 22 wins per year in the process. He has been on the sideline for four of the six Mid-American Conference regular season titles in school history. In 2011, Kent State became the first MAC team in 21 years, and just the second in 48 years, to claim second consecutive outright regular season championships. The Golden Flashes capped off the year by advancing to the National Invitational Tournament (NIT) quarterfinals.

Senderoff assumed the de facto role of offensive coordinator during his three seasons as Associate Head Coach (2008-11), taking Kent State's scoring to new heights under his watch. In 2010-11 the Golden Flashes poured in 2,626 points, which trailed only the 2001-02 Elite Eight team for the highest single-season total in school history. In his first year back with the program in 2008-09, Senderoff helped orchestrate an offense that led the MAC in both scoring and field goal percentage. It was the first time since joining the league in 1951-52 that the program has led the conference in scoring.

Long known for his ability to develop post players, Senderoff transformed the play of 2011 MAC Player of the Year Justin Greene. Under his tutelage, Greene went from a 2.2 points per game scorer as a freshman to the nation's most improved player in 2009-10, followed by an Honorable Mention All-American selection in 2010-11. Greene capped off his career in 2012 and will go down as one of the top players to ever put on a Kent State uniform, ranking fourth in career scoring, second in rebounding and second in blocked shots.

THE ROB SENDEROFF FILE

Birthdate: July 25, 1973 (44 years old)
Hometown: Spring Valley, N.Y.
Family: Wife Lauren, daughters, Samantha and Rachel
Alma Mater: University at Albany, bachelor's degree in business administration
Miami University; master's degree in sports studies

COACHING EXPERIENCE

- Kent State University — Head Coach, 2011-present
- Kent State University — Associate Head Coach, 2008-11
- Indiana University — Assistant Coach, 2006-08
- Kent State University — Assistant Coach, 2002-06
- Towson University — Assistant Coach, 2001-02
- Yale University — Assistant Coach, 1999-01
- Fordham University — Assistant Coach, 1997-99
- Miami University — Graduate Assistant, 1995-97
- University at Albany — Student Assistant, 1993-95

SENDEROFF YEAR-BY-YEAR

Year	School	Overall	Conference	Postseason
2011-12	Kent State	21-12	10-6	CIT 1st Round
2012-13	Kent State	21-14	9-7	CIT 2nd Round
2013-14	Kent State	16-16	7-11	--
2014-15	Kent State	23-12	12-6	CIT QF
2015-16	Kent State	19-13	10-8	--
2016-17	Kent State	22-14	10-8	NCAA 1st Round
2017-18	Kent State	9-9	1-2	
Career	5 seasons	131-90 (.590)	59-48 (.552)	4 appearances

SENDEROFF'S COACHING HIGHLIGHTS

- Led Kent State to the postseasonfour times as head coach, icluding a NCAA Tournament berth and three CollegeInsider.com Tournament (CIT) appearances.
- In his first game as a head coach, led Kent State to a 70-60 win over West Virginia and Head Coach Bob Huggins in Morgantown.
- Has graduated every student-athlete that has made it through senior day during his time as a head coach.

A proven national recruiter, his track record as a talented young assistant did not go unnoticed. Current ESPN.com Insider Jeff Goodman analyst recognized him as the top assistant coach in the MAC in 2010, the same year that The Hoop Scoop rated him as one of the top 50 Mid-Major Assistants in the country. Coming in at No. 4 on the list, he was the only MAC assistant coach ranked in the top 25.

During Senderoff's first stint on staff from 2002-06, the Golden Flashes went 89-40 (.690) and won three MAC East Division titles. After three straight NIT appearances, he helped KSU advance to the NCAA Tournament in 2005-06 as the team won both the MAC regular season and tournament titles with a 25-9 overall record. Senderoff spent the 2006-07 season at Indiana where he worked with All-Big Ten and preseason All-American D.J. White. While a member of the Hoosier's staff, IU went 21-11 and reached the second round of the NCAA Tournament. He was also part of a staff that recruited The Hoop Scoop's No. 1 recruiting class in the country in 2007.

With the Golden Flashes he had a critical role in the progression of 2004 First Team and MAC Defensive Player of the Year, John Edwards, who played in the NBA with the Atlanta Hawks and Indiana Pacers. Additionally at Kent State, Senderoff also coached All-MAC performer Antonio Gates who went on to become an All-Pro tight end for the San Diego Chargers.

A native of Spring Valley, N.Y., Senderoff began his coaching career as a student assistant at the University at Albany under legendary coach Richard "Doc" Sauers before moving on to the MAC as a graduate assistant at Miami from 1995-97 where he was part of a staff that helped develop NBA players Wally Szczerbiak and Ira Newble. Returning to the East Coast, he spent time at Fordham (1997-99), Yale (1999-2001) and Towson (2001-02) prior to joining the Golden Flashes staff.

The Senderoff Era

4 NABC Honors | 11 All-MAC Honors | 21 MAC Player of the Week Honors

NABC Honors

2012	Justin Greene	
	All-District	First Team
2013	Chris Evans	
	All-District	First Team
2015	Jimmy Hall	
	All-District	Second Team
2016	Jimmy Hall	
	All-District	First Team

Sixth Man of the Year

MID-AMERICAN CONFERENCE

2015 Kris Brewer

Defensive Player of the Year

MID-AMERICAN CONFERENCE

2016 Khaliq Spicer

All-Conference

MID-AMERICAN CONFERENCE

2012	Justin Greene	First
	Michael Porrini	Third
	Carlton Guyton	H.M.
	Randal Holt	H.M.
2013	Chris Evans	First
	Randal Holt	Third
2014	Kris Brewer	H.M.
2015	Jimmy Hall	First
	Devareaux Manley	Second
	Kris Brewer	H.M.
2016	Jimmy Hall	First

All-Defensive Team

MID-AMERICAN CONFERENCE

2016 Khaliq Spicer
2017 Deon Edwin

Player of the Week

MID-AMERICAN CONFERENCE

2012	Michael Porrini	East
	Chris Evans	East
	Justin Greene	East
2013	Chris Evans	East (Five times)
2014	Mark Henniger	East
2015	Kris Brewer	East
2016	Jimmy Hall	East (Two times)
	Chris Ortiz	East
	Khaliq Spicer	East
	Kellon Thomas	East
2017	Jimmy Hall	East (Five times)
	Jaylin Walker	East

All-Tournament Team

IN-SEASON TOURNAMENTS

2012	Justin Greene	Athletes in Action
2015	Jimmy Hall	MABC Classic
	Derek Jackson	MABC Classic
2015	Jimmy Hall	Sun Bowl Invite
2016	Jimmy Hall	Las Vegas Classic

All-MAC Tournament Team

2012 Justin Greene
2013 Chris Evans
2017 Jaylin Walker (MVP)
2017 Jimmy Hall

Senderoff's Flashes - Where They Rank

INDIVIDUAL CAREER RECORDS

CAREER POINTS (1,000-POINT SCORERS)

3.	1,683	Jimmy Hall	2014-17
4.	1,550	Justin Greene	2008-12
10.	1,417	Randal Holt	2009-13
19.	1,128	Kris Brewer	2011-15

SCORING AVERAGE (MINIMUM 40 GAMES)

6.	17.2	Jimmy Hall	2014-17

REBOUNDS

2.	867	Jimmy Hall	2014-17
3.	814	Justin Greene	2008-12

REBOUNDING AVERAGE

8.	8.8	Jimmy Hall	2014-17

FIELD GOALS MADE

1.	672	Jimmy Hall	2014-17
6.	574	Justin Greene	2008-12

FIELD GOALS ATTEMPTED

3.	1,310	Jimmy Hall	2014-17
8.	1,208	Randal Holt	2009-13
9.	1,142	Justin Greene	2008-12

FIELD GOAL PERCENTAGE (MIN. 500 ATT.)

5.	.5129 (672-1310)	Jimmy Hall	2014-17
10.	.5026 (574-1142)	Justin Greene	2008-12

FREE THROWS MADE

2.	402	Justin Greene	2008-12
10.	328	Jimmy Hall	2014-17

FREE THROWS ATTEMPTED

2.	547	Justin Greene	2008-12
10.	451	Jimmy Hall	2014-17

FREE THROW PERCENTAGE
(minimum 225 attempts)

4.	.820 (218-266)	Randal Holt	2009-13

THREE-POINT FIELD GOAL MADE

1.	247	Randal Holt	2009-13
2.	237	Devareaux Manley	2011-15

THREE-POINT FIELD GOAL ATTEMPTED

1.	684	Randal Holt	2009-13
2.	598	Devareaux Manley	2011-15

BLOCKS

2.	167	Khaliq Spicer	2012-16
3.	120	Justin Greene	2008-12
7.	95	Jimmy Hall	2014-pr.

STEALS

10.	142	Randal Holt	2009-13

MINUTES

5.	3,617	Randal Holt	2009-13

INDIVIDUAL SEASON RECORDS

POINTS

1.	683	Jimmy Hall	2016-17
9.	566	Chris Evans	2012-13

REBOUNDS

2.	383	Jimmy Hall	2016-17
9.	269	Chris Evans	2012-13

FIELD GOALS MADE

1.	267	Jimmy Hall	2016-17
10.	212	Jimmy Hall	2015-16

FIELD GOAL PERCENTAGE
(minimum 100 attempts)

4.	.624 (63-101)	Justin Manns	2011-12

FREE THROWS MADE

6.	149	Chris Evans	2012-13
8.	146	Jimmy Hall	2016-17

FREE THROWS ATTEMPTED

4.	204	Chris Evans	2012-13
8.	188	Jimmy Hall	2016-17

FREE THROW PERCENTAGE
(minimum 50 attempts)

10.	.851 (97-114)	Randal Holt	2012-13

THREE-POINT FIELD GOAL MADE

1.	114	Devareaux Manley	2014-15
2.	89	Randal Holt	2012-13
3.	88	Jaylin Walker	2016-17
7.	73	Devareaux Manley	2013-14
	73	Randal Holt	2011-12

3-POINT FIELD GOAL PERCENTAGE
(minimum 60 attempts)

10.	.429 (39-91)	Devareaux Manley	2012-13

ASSISTS

8.	153	Michael Porrini	2011-12

BLOCKS

3.	56	Khaliq Spicer	2015-16
4.	53	Khaliq Spicer	2014-15
6.	48	Jimmy Hall	2016-17
7.	45	Khaliq Spicer	2013-14

STEALS

3.	67	Chris Evans	2012-13

MINUTES

6.	1,181	Derek Jackson	2014-15
7.	1,173	Jimmy Hall	2016-17
9.	1,145	Chris Evans	2012-13
10.	1,139	Devareaux Manley	2014-15

Senderoff's Graduates - 100% of Student-Athletes Who have Completed Their Senior Season

CLASS OF 2012	CLASS OF 2013	CLASS OF 2014	CLASS OF 2015	CLASS OF 2016	CLASS OF 2017
Justin Greene	Randal Holt	Darren Goodson	Devareaux Manley	Khaliq Spicer	Deon Edwin
Michael Porrini	Chris Evans	Mark Henniger	Derek Jackson	Chris Ortiz	Jon Fleming
Justin Manns	Patrick Jackson		Kris Brewer	Kellon Thomas	Jimmy Hall
Carlton Guyton			Blake Vedder	Marvin Jones	
Brian Frank				Galal Cancer	
				Xavier Pollard	

THE STAT CREW SYSTEM
Kent State Combined Team Statistics (as of Jan 18, 2018)
All games

RECORD:	OVERALL	HOME	AWAY	NEUTRAL
ALL GAMES	9-9	7-2	1-5	1-2
CONFERENCE	3-2	3-0	0-2	0-0
NON-CONFERENCE	6-7	4-2	1-3	1-2

					Total		3-Point		F-Throw		Rebounds											
##	Player	gp-gs	min	avg	fg-fga	fg%	3fg-fga	3fg%	ft-fta	ft%	off	def	tot	avg	pf	dq	a	to	blk	stl	pts	avg
23	WALKER, Jaylin	15-12	467	31.1	83-216	.384	36-114	.316	48-62	.774	17	30	47	3.1	21	0	29	37	1	19	250	16.7
55	ZABO, Kevin	18-11	460	25.6	70-170	.412	29-74	.392	46-58	.793	10	35	45	2.5	48	2	38	29	2	18	215	11.9
01	DE LA ROSA, Adonis	18-16	417	23.2	72-123	.585	0-0	.000	66-82	.805	55	80	135	7.5	65	6	14	56	8	8	210	11.7
00	AVERY, Jalen	18-18	587	32.6	58-144	.403	23-68	.338	29-35	.829	9	33	42	2.3	11	0	75	12	0	14	168	9.3
05	PIPPEN, Danny	17-8	300	17.6	44-100	.440	15-39	.385	20-27	.741	32	54	86	5.1	51	0	9	27	21	7	123	7.2
32	RIDENOUR, Desmond	18-1	313	17.4	38-76	.500	6-20	.300	11-20	.550	12	36	48	2.7	35	2	16	21	4	13	93	5.2
02	DULING, BJ	18-7	314	17.4	32-97	.330	7-22	.318	16-35	.457	15	40	55	3.1	41	1	12	16	12	9	87	4.8
13	PETERSON, Mitch	17-13	395	23.2	29-80	.363	13-43	.302	9-15	.600	17	58	75	4.4	26	2	13	14	3	15	80	4.7
03	FREDERICK, Akiean	16-4	210	13.1	26-46	.565	2-7	.286	14-22	.636	20	23	43	2.7	41	3	7	14	7	6	68	4.3
04	JOHNSON, Taishaun	8-0	76	9.5	7-23	.304	0-5	.000	7-12	.583	3	11	14	1.8	8	0	5	6	1	2	21	2.6
33	NWANKWO, Jonathan	6-0	19	3.2	2-5	.400	0-0	.000	1-2	.500	1	1	2	0.3	4	0	0	1	1	0	5	0.8
15	BERNSTEIN, Ryan	9-0	43	4.8	1-5	.200	0-2	.000	1-2	.500	2	2	4	0.4	6	0	2	0	0	5	3	0.3
	Team										23	19	42					4				
	Total.....	18	3601		462-1085	.426	131-394	.332	268-372	.720	216	422	638	35.4	357	16	220	237	60	116	1323	73.5
	Opponents.....	18	3600		457-1021	.448	126-377	.334	264-376	.702	187	432	619	34.4	350	-	235	259	55	94	1304	72.4

TEAM STATISTICS	KENTST	OPP
SCORING	1323	1304
Points per game	73.5	72.4
Scoring margin	+1.1	-
FIELD GOALS-ATT	462-1085	457-1021
Field goal pct	.426	.448
3 POINT FG-ATT	131-394	126-377
3-point FG pct	.332	.334
3-pt FG made per game	7.3	7.0
FREE THROWS-ATT	268-372	264-376
Free throw pct	.720	.702
F-Throws made per game	14.9	14.7
REBOUNDS	638	619
Rebounds per game	35.4	34.4
Rebounding margin	+1.1	-
ASSISTS	220	235
Assists per game	12.2	13.1
TURNOVERS	237	259
Turnovers per game	13.2	14.4
Turnover margin	+1.2	-
Assist/turnover ratio	0.9	0.9
STEALS	116	94
Steals per game	6.4	5.2
BLOCKS	60	55
Blocks per game	3.3	3.1
ATTENDANCE	20941	22380
Home games-Avg/Game	9-2327	6-3324
Neutral site-Avg/Game	-	3-811

Score by Periods	1st	2nd	Totals
Kent State	612	711	1323
Opponents	583	721	1304

	Date	Opponent		Score	Att.
	11/11/17	vs Youngstown State	W	111-78	2434
	11/16/17	OHIO CHRISTIAN	W	90-45	2440
	11/19/17	MISSISSIPPI VALLEY STATE	W	80-67	2005
	11/21/17	SOUTHEASTERN LOUISIA	L	66-70	1827
	11/24/17	vs Valparaiso	L	67-77	0
	11/25/17	vs Loyola Chicago	L	60-75	0
	11/29/17	at Norfolk State	W	79-70	1825
	12/2/17	CLEVELAND STATE	W	72-62	2511
	12/06/17	at Xavier	L	70-96	10292
	12/9/17	at Wright State	L	54-63	3448
	12/18/17	NORTHEASTERN	L	69-81	1963
	12/21/17	OREGON STATE	W	79-78	3279
	12/28/17	at UAlbany	L	68-78	2579
*	01/02/18	at Northern Illinois	L	61-75	918
*	01/06/18	CENTRAL MICHIGAN	W	85-69	2217
*	1/9/18	at Miami	L	69-80	884
*	01/12/18	OHIO	W	70-69	2114
*	01/16/18	WESTERN MICHIGAN	W	73-71	2585

* - Conference game

Conference stats

THE STAT CREW SYSTEM
Kent State Combined Team Statistics (as of Jan 18, 2018)
Conference games

RECORD:	OVERALL	HOME	AWAY	NEUTRAL
ALL GAMES	3-2	3-0	0-2	0-0
CONFERENCE	3-2	3-0	0-2	0-0
NON-CONFERENCE	0-0	0-0	0-0	0-0

					Total		3-Point		F-Throw		Rebounds											
##	Player	gp-gs	min	avg	fg-fga	fg%	3fg-fga	3fg%	ft-fta	ft%	off	def	tot	avg	pf	dq	a	to	blk	stl	pts	avg
55	ZABO, Kevin	5-5	161	32.2	31-72	.431	13-28	.464	17-23	.739	5	12	17	3.4	12	0	9	11	1	6	92	18.4
23	WALKER, Jaylin	5-3	144	28.8	23-60	.383	12-32	.375	16-21	.762	6	13	19	3.8	6	0	7	12	0	6	74	14.8
01	DE LA ROSA, Adonis	5-5	146	29.2	24-46	.522	0-0	.000	15-22	.682	17	27	44	8.8	17	1	3	15	0	3	63	12.6
00	AVERY, Jalen	5-5	171	34.2	13-39	.333	6-21	.286	5-6	.833	2	11	13	2.6	5	0	19	3	0	7	37	7.4
05	PIPPEN, Danny	5-4	87	17.4	11-24	.458	4-10	.400	1-2	.500	6	14	20	4.0	14	0	4	4	5	0	27	5.4
02	DULING, BJ	5-0	80	16.0	7-20	.350	3-5	.600	5-10	.500	3	11	14	2.8	12	1	3	3	3	1	22	4.4
13	PETERSON, Mitch	5-2	90	18.0	7-19	.368	3-13	.231	4-7	.571	4	13	17	3.4	3	0	3	2	1	5	21	4.2
32	RIDENOUR, Desmond	5-0	76	15.2	8-13	.615	0-0	.000	0-0	.000	2	5	7	1.4	5	1	4	7	1	2	16	3.2
03	FREDERICK, Akiean	3-1	33	11.0	3-5	.600	0-1	.000	0-0	.000	1	6	7	2.3	7	1	0	2	1	0	6	2.0
33	NWANKWO, Jonathan	2-0	1	0.5	0-0	.000	0-0	.000	0-0	.000	0	0	0	0.0	0	0	0	0	0	0	0	0.0
15	BERNSTEIN, Ryan	3-0	11	3.7	0-0	.000	0-0	.000	0-0	.000	0	1	1	0.3	2	0	1	0	0	0	0	0.0
	Team										6	4	10					2				
	Total.....	5	1000		127-298	.426	41-110	.373	63-91	.692	52	117	169	33.8	83	4	53	61	12	30	358	71.6
	Opponents.....	5	1000		130-286	.455	37-107	.346	67-93	.720	49	124	173	34.6	93	-	59	66	15	29	364	72.8

TEAM STATISTICS	KENTST	OPP
SCORING	358	364
Points per game	71.6	72.8
Scoring margin	-1.2	-
FIELD GOALS-ATT	127-298	130-286
Field goal pct	.426	.455
3 POINT FG-ATT	41-110	37-107
3-point FG pct	.373	.346
3-pt FG made per game	8.2	7.4
FREE THROWS-ATT	63-91	67-93
Free throw pct	.692	.720
F-Throws made per game	12.6	13.4
REBOUNDS	169	173
Rebounds per game	33.8	34.6
Rebounding margin	-0.8	-
ASSISTS	53	59
Assists per game	10.6	11.8
TURNOVERS	61	66
Turnovers per game	12.2	13.2
Turnover margin	+1.0	-
Assist/turnover ratio	0.9	0.9
STEALS	30	29
Steals per game	6.0	5.8
BLOCKS	12	15
Blocks per game	2.4	3.0
ATTENDANCE	6916	1802
Home games-Avg/Game	3-2305	2-901
Neutral site-Avg/Game	-	0-0

Score by Periods	1st	2nd	Totals
Kent State	188	170	358
Opponents	175	189	364

	Date	Opponent		Score	Att.
*	01/02/18	at Northern Illinois	L	61-75	918
*	01/06/18	CENTRAL MICHIGAN	W	85-69	2217
*	1/9/18	at Miami	L	69-80	884
*	01/12/18	OHIO	W	70-69	2114
*	01/16/18	WESTERN MICHIGAN	W	73-71	2585

* - Conference game

Season Extended Stats

THE STAT CREW SYSTEM
Kent State Extended Season Box Score (as of Jan 18, 2018)
All games

RECORD:	OVERALL	HOME	AWAY	NEUTRAL
ALL GAMES	9-9	7-2	1-5	1-2
CONFERENCE	3-2	3-0	0-2	0-0
NON-CONFERENCE	6-7	4-2	1-3	1-2

					Total		3-Point		F-Throw		Rebounds																
##	Player	gp-gs	min	avg	fg-fga	fg%	3fg-fga	3fg%	ft-fta	ft%	off	def	tot	avg	pf	dq	a	a/g	to	to/g	a/to	blk	blk/g	stl	stl/g	pts	avg
23	WALKER, Jaylin	15-12	467	31.1	83-216	.384	36-114	.316	48-62	.774	17	30	47	3.1	21	0	29	1.93	37	2.47	0.78	1	0.07	19	1.27	250	16.7
55	ZABO, Kevin	18-11	460	25.6	70-170	.412	29-74	.392	46-58	.793	10	35	45	2.5	48	2	38	2.11	29	1.61	1.31	2	0.11	18	1.00	215	11.9
01	DE LA ROSA, Adonis	18-16	417	23.2	72-123	.585	0-0	.000	66-82	.805	55	80	135	7.5	65	6	14	0.78	56	3.11	0.25	8	0.44	8	0.44	210	11.7
00	AVERY, Jalen	18-18	587	32.6	58-144	.403	23-68	.338	29-35	.829	9	33	42	2.3	11	0	75	4.17	12	0.67	6.25	0	0.00	14	0.78	168	9.3
05	PIPPEN, Danny	17-8	300	17.6	44-100	.440	15-39	.385	20-27	.741	32	54	86	5.1	51	0	9	0.53	27	1.59	0.33	21	1.24	7	0.41	123	7.2
32	RIDENOUR, Desmond	18-1	313	17.4	38-76	.500	6-20	.300	11-20	.550	12	36	48	2.7	35	2	16	0.89	21	1.17	0.76	4	0.22	13	0.72	93	5.2
02	DULING, BJ	18-7	314	17.4	32-97	.330	7-22	.318	16-35	.457	15	40	55	3.1	41	1	12	0.67	16	0.89	0.75	12	0.67	9	0.50	87	4.8
13	PETERSON, Mitch	17-13	395	23.2	29-80	.363	13-43	.302	9-15	.600	17	58	75	4.4	26	2	13	0.76	14	0.82	0.93	3	0.18	15	0.88	80	4.7
03	FREDERICK, Akiean	16-4	210	13.1	26-46	.565	2-7	.286	14-22	.636	20	23	43	2.7	41	3	7	0.44	14	0.88	0.50	7	0.44	6	0.38	68	4.3
04	JOHNSON, Taishaun	8-0	76	9.5	7-23	.304	0-5	.000	7-12	.583	3	11	14	1.8	8	0	5	0.63	6	0.75	0.83	1	0.13	2	0.25	21	2.6
33	NWANKWO, Jonathan	6-0	19	3.2	2-5	.400	0-0	.000	1-2	.500	1	1	2	0.3	4	0	0	0.00	1	0.17	0.00	1	0.17	0	0.00	5	0.8
15	BERNSTEIN, Ryan	9-0	43	4.8	1-5	.200	0-2	.000	1-2	.500	2	2	4	0.4	6	0	2	0.22	0	0.00	99.00	0	0.00	5	0.56	3	0.3
	Total.....	18	3601		462-1085	.426	131-394	.332	268-372	.720	216	422	638	35.4	357	16	220	12.22	237	13.17	0.93	60	3.33	116	6.44	1323	73.5
	Opponents.....	18	3600		457-1021	.448	126-377	.334	264-376	.702	187	432	619	34.4	350	-	235	13.06	259	14.39	0.91	55	3.06	94	5.22	1304	72.4

Score by Periods	1st	2nd	Totals
Kent State	612	711	1323
Opponents	583	721	1304

Season Metrics

##	Player	Min	AST%	EFG%	TS%	Usg%	DRB%	ORB%	TRB%
00	AVERY, Jalen	587	23.5	.483	.527	14.2	6.6	1.7	4.1
15	BERNSTEIN, Ryan	43	7.5	.200	.255	6.6	5.5	5.2	5.3
01	DE LA ROSA, Adonis	417	7.2	.585	.660	25.0	22.7	14.7	18.5
02	DULING, BJ	314	7.1	.366	.387	19.8	15.1	5.3	10.0
03	FREDERICK, Akiean	210	6.4	.587	.611	16.1	13.0	10.6	11.7
04	JOHNSON, Taishaun	76	12.0	.304	.371	21.9	17.1	4.4	10.6
33	NWANKWO, Jonathan	19	0.0	.400	.425	17.6	6.2	5.8	6.0
13	PETERSON, Mitch	395	5.8	.444	.462	12.3	17.4	4.8	10.9
05	PIPPEN, Danny	300	6.1	.515	.550	22.4	21.3	11.9	16.4
32	RIDENOUR, Desmond	313	9.8	.539	.548	16.4	13.6	4.3	8.8
23	WALKER, Jaylin	467	13.4	.468	.514	29.1	7.6	4.0	5.8
55	ZABO, Kevin	460	16.9	.497	.550	23.7	9.0	2.4	5.6

Estimated possessions: 1274.9
Team offensive rating (ORtg): 103.8
Team defensive rating (DRtg): 102.3

AST% - An estimate of the pct of teammate field goals assisted while on the floor
EFG% - Effective FG% (adjusts to include additional points from 3FGs)
TS% - True Shooting% (takes into account field goals, 3-point field goals, and free throws
Usg% - An estimate of the pct of team plays used while on the floor
DRB% - An estimate of the pct of available defensive rebounds grabbed while on the floor
ORB% - An estimate of the pct of available offensive rebounds grabbed while on the floor
TRB% - An estimate of the pct of all available rebounds grabbed while on the floor

ORtg - Offensive rating - points scored per 100 possessions
DRtg - Defensive rating - points allowed per 100 possessions

Team Game-By-Game Statistics

TEAM STATISTICS

				Total		3-Pointers		Free throws		Rebounds										
Opponent	**Date**	**Score**		**fg-fga**	**pct**	**3fg-fga**	**pct**	**ft-fta**	**pct**	**off**	**def**	**tot**	**avg**	**pf**	**a**	**t/o**	**blk**	**stl**	**pts**	**avg**
vs Youngstown State	11/11/17	111-78	W	41-75	.547	2-14	.143	27-34	.794	17	40	57	57.0	25	19	13	6	8	111	111.0
OHIO CHRISTIAN	11/16/17	90-45	W	32-72	.444	10-26	.385	16-25	.640	16	32	48	52.5	14	12	6	6	6	90	100.5
MISSISSIPPI VALLEY STA	11/19/17	80-67	W	29-57	.509	8-23	.348	14-23	.609	10	23	33	46.0	17	20	13	7	11	80	93.7
SOUTHEASTERN LOUISI	11/21/17	66-70	L	23-62	.371	8-31	.258	12-16	.750	14	18	32	42.5	22	11	9	5	6	66	86.8
vs Valparaiso	11/24/17	67-77	L	21-54	.389	9-26	.346	16-22	.727	10	19	29	39.8	20	11	20	1	3	67	82.8
vs Loyola Chicago	11/25/17	60-75	L	21-58	.362	8-22	.364	10-16	.625	10	20	30	38.2	19	11	8	2	6	60	79.0
at Norfolk State	11/29/17	79-70	W	22-55	.400	9-23	.391	26-31	.839	13	31	44	39.0	18	12	17	7	5	79	79.0
CLEVELAND STATE	12/2/17	72-62	W	27-68	.397	5-26	.192	13-16	.813	18	23	41	39.2	13	10	9	3	5	72	78.1
at Xavier	12/06/17	70-96	L	24-59	.407	6-16	.375	16-22	.727	10	17	27	37.9	26	14	12	4	4	70	77.2
at Wright State	12/9/17	54-63	L	19-52	.365	6-17	.353	10-14	.714	8	28	36	37.7	27	11	24	1	12	54	74.9
NORTHEASTERN	12/18/17	69-81	L	26-51	.510	6-15	.400	11-17	.647	7	14	21	36.2	21	9	18	1	9	69	74.4
OREGON STATE	12/21/17	79-78	W	22-56	.393	10-25	.400	25-32	.781	12	24	36	36.2	27	14	16	3	7	79	74.8
at UAlbany	12/28/17	68-78	L	28-68	.412	3-20	.150	9-13	.692	19	16	35	36.1	25	13	11	2	4	68	74.2
at Northern Illinois	01/02/18	61-75	L	22-59	.373	4-25	.160	13-18	.722	14	18	32	35.8	23	7	13	3	7	61	73.3
CENTRAL MICHIGAN	01/06/18	85-69	W	28-57	.491	11-26	.423	18-24	.750	8	29	37	35.9	12	15	15	3	6	85	74.1
at Miami	1/9/18	69-80	L	25-61	.410	5-18	.278	14-19	.737	10	23	33	35.7	19	9	9	4	8	69	73.8
OHIO	01/12/18	70-69	W	25-56	.446	8-18	.444	12-23	.522	9	24	33	35.5	14	7	10	1	4	70	73.5
WESTERN MICHIGAN	01/16/18	73-71	W	27-65	.415	13-23	.565	6-7	.857	11	23	34	35.4	15	15	14	1	5	73	73.5
Kent State		1323		462-1085	.426	131-394	.332	268-372	.720	216	422	638	35.4	357	220	237	60	116	1323	73.5
Opponents		1304		457-1021	.448	126-377	.334	264-376	.702	187	432	619	34.4	350	235	259	55	94	1304	72.4

Games played: 18
Points/game: 73.5
FG Pct: 42.6
3FG Pct: 33.2
FT Pct: 72.0

Rebounds/game: 35.4
Assists/game: 12.2
Turnovers/game: 13.2
Assist/turnover ratio: 0.9
Steals/game: 6.4
Blocks/game: 3.3

Opponent Game-By-Game Statistics

OPPONENT STATISTICS

				Total		3-Pointers		Free throws		Rebounds										
Opponent	Date	Score		fg-fga	pct	3fg-fga	pct	ft-fta	pct	off	def	tot	avg	pf	a	t/o	blk	stl	pts	avg
vs Youngstown State	11/11/17	111-78	W	30-79	.380	6-20	.300	12-30	.400	21	20	41	41.0	29	14	12	2	7	78	78.0
OHIO CHRISTIAN	11/16/17	90-45	W	17-54	.315	9-31	.290	2-7	.286	4	23	27	34.0	20	10	18	2	3	45	61.5
MISSISSIPPI VALLEY STA	11/19/17	80-67	W	27-59	.458	5-13	.385	8-13	.615	11	21	32	33.3	23	15	16	3	2	67	63.3
SOUTHEASTERN LOUISI	11/21/17	66-70	L	24-51	.471	6-19	.316	16-24	.667	12	25	37	34.2	16	10	15	3	6	70	65.0
vs Valparaiso	11/24/17	67-77	L	26-53	.491	3-15	.200	22-28	.786	8	25	33	34.0	21	12	16	3	6	77	67.4
vs Loyola Chicago	11/25/17	60-75	L	27-53	.509	12-22	.545	9-12	.750	8	32	40	35.0	15	17	15	0	4	75	68.7
at Norfolk State	11/29/17	79-70	W	27-69	.391	8-24	.333	8-13	.615	13	23	36	35.1	23	15	11	5	5	70	68.9
CLEVELAND STATE	12/2/17	72-62	W	24-56	.429	8-22	.364	6-14	.429	12	23	35	35.1	14	8	16	7	3	62	68.0
at Xavier	12/06/17	70-96	L	33-62	.532	6-18	.333	24-25	.960	12	27	39	35.6	18	21	9	4	4	96	71.1
at Wright State	12/9/17	54-63	L	20-52	.385	4-22	.182	19-26	.731	7	24	31	35.1	17	10	16	4	9	63	70.3
NORTHEASTERN	12/18/17	69-81	L	26-46	.565	9-23	.391	20-23	.870	7	20	27	34.4	16	17	19	0	6	81	71.3
OREGON STATE	12/21/17	79-78	W	23-55	.418	6-23	.261	26-36	.722	14	22	36	34.5	27	7	19	3	6	78	71.8
at UAlbany	12/28/17	68-78	L	23-46	.500	7-18	.389	25-32	.781	9	23	32	34.3	18	20	11	4	4	78	72.3
at Northern Illinois	01/02/18	61-75	L	24-55	.436	4-15	.267	23-26	.885	15	27	42	34.9	19	9	12	1	6	75	72.5
CENTRAL MICHIGAN	01/06/18	85-69	W	26-67	.388	11-31	.355	6-8	.750	12	20	32	34.7	22	10	16	4	5	69	72.3
at Miami	1/9/18	69-80	L	29-56	.518	10-25	.400	12-22	.545	9	26	35	34.7	22	16	13	3	6	80	72.8
OHIO	01/12/18	70-69	W	25-53	.472	9-19	.474	10-13	.769	5	26	31	34.5	18	15	14	3	5	69	72.5
WESTERN MICHIGAN	01/16/18	73-71	W	26-55	.473	3-17	.176	16-24	.667	8	25	33	34.4	12	9	11	4	7	71	72.4
Opponents		1304		457-1021	.448	126-377	.334	264-376	.702	187	432	619	34.4	350	235	259	55	94	1304	72.4
Kent State		1323		462-1085	.426	131-394	.332	268-372	.720	216	422	638	35.4	357	220	237	60	116	1323	73.5

Games played: 18
Points/game: 72.4
FG Pct: 44.8
3FG Pct: 33.4
FT Pct: 70.2

Rebounds/game: 34.4
Assists/game: 13.1
Turnovers/game: 14.4
Assist/turnover ratio: 0.9
Steals/game: 5.2
Blocks/game: 3.1

Inside The Numbers

Single Game Highs

Kent State

Points: 26, 2x Jaylin Walker vs. SE Louisiana (11/21/17), CMU (1/6)
FG Made: 10, Jaylin Walker vs. SE Louisiana (11/21/17)
FG Att: 27, Jaylin Walker vs. Albany (12/28/17)
FG %*: .900, Adonis De La Rosa vs. Youngstown State (11/11/17)
3FG Made: 6, Jaylin Walker vs. Central Michigan (1/6/18)
3FG Att: 12, Jaylin Walker vs. SE Louisiana (11/21/17)
FT Made: 13, 2 times, most recent Jaylin Walker vs. Oregon State (12/21/17)
FT Att: 14, 2 times, most recent Jaylin Walker vs. Oregon State (12/21/17)
FT %*: 1.000 (8), Adonis De La Rosa vs. MVSU (11/19/17)
Rebounds: 14, Adonis de la Rosa vs. Central Michigan (1/6/17)
Assists: 10, Jalen Avery vs. MVSU (11/19/17)
Steals: 4, Ryan Bernstein vs. Wright State (12/9/17)
Blocks: 3, most recent, Adonis De La Rosa/BJ Duling vs. NSU (11/29/17)
*Minimum eight attempts

Opponents

Points: 26, Trevon Bluiett, Xavier (12/6/17)
FG Made: 9, 2 times, most recent Stephen Thompson, Oregon State (12/21/17)
FG Att: 26, Cameron Morse, Youngstown State (11/11/17)
FG %*: .778, Eddy Polanco, SE Louisiana (11/21/17)
3FG Made: 4, 5 times
3FG Att: 10, Nike Sibande, Miami (1/9/18)
FT Made: 14, Levi Bradley, Northern Illinois (1/2/18)
FT Att: 14, most recent, Levi Bradley, Northern Illinois (1/2/18)
FT %*: 1.000 (14) Levi Bradley, Northern Illinois (1/2/18)
Rebounds: 14, Levi Bradley, Northern Illinois (1/2/18)
Assists: 9, most recent, Joe Cremo, Albany (12/28/17)
Steals: 5, most recent, James Lacey, Northern Illinois (1/2/18)
Blocks: 2, 6 times
*Minimum eight attempts

Kent State's Record When...

Scenario	Record
Leading at the half:	7-1
Trailing at the half:	2-7
Tied at the half:	0-1
Outrebounding opponent:	7-2
Outrebounded by opponent:	1-7
Commit more turnovers than opponent:	3-4
Commit less turnovers than opponent:	6-4
Commit 10 or more turnovers:	7-6
Commit less than 10 turnovers:	2-3
When shooting 50.0% or higher:	2-1
When shooting less than 50.0%:	7-8
Overtime games:	0-0
More bench points than opponent:	7-2
Inside The M.A.C. Center:	7-2
On the Road:	1-5
At a neutral site:	1-2
Against ranked teams:	0-1
In blue jerseys:	0-2
In gold jerseys:	1-2
In white jerseys:	4-2
In grey jerseys:	4-0
In black jerseys	0-3
In November:	4-3
In December:	2-4
In January:	2-2
In February:	0-0
In March:	0-0
When KSU scores less than 50 points:	0-0
When KSU scores 50-59 points:	0-1
When KSU scores 60-69 points:	0-7
When KSU scores 70-79 points	6-1
When KSU scores 80+ points:	3-0

Scoring Margin Breakdown

Total	1	2	3	4	5	6	7	8	9	10	11-15	16-20	21+
Win	2	1	0	0	0	0	0	0	1	1	1	1	2
Loss	0	0	0	1	0	0	0	0	1	1	4	0	1

Charting the Numbers

	Season	Career
Double-Digit Scoring Games		
Jaylin Walker	13 (7-6)	46 (27-19)
Adonis De La Rosa	12 (7-5)	13 (8-5)
Kevin Zabo	12 (7-5)	19 (10-9)
Jalen Avery	9 (5-4)	14 (9-5)
Danny Pippen	6 (4-2)	8 (6-2)
Desmond Ridenour	3 (1-2)	8 (2-6)
Akiean Frederick	2 (1-1)	2 (1-1)
BJ Duling	2 (2-0)	2 (2-0)
Mitch Peterson	1 (0-1)	9 (6-3)
20-Point Games		
Jaylin Walker	5 (3-2)	15 (9-6)
Adonis De La Rosa	2 (2-0)	2 (2-0)
Jalen Avery		1 (1-0)
Kevin Zabo	2 (2-0)	2 (2-0)
Scoring Leaders		
Jaylin Walker	10 (4-6)	24 (10-14)
Kevin Zabo	5 (4-1)	5 (4-1)
Adonis De La Rosa	3 (2-1)	3 (2-1)
Akiean Frederick	1 (0-1)	1 (0-1)
Danny Pippen	1 (0-1)	1 (0-1)
Jalen Avery	1 (0-1)	1 (0-1)
10+ Rebound Games		
Adonis De La Rosa	5 (5-0)	6 (6-0)
Danny Pippen	1 (0-1)	1 (0-1)
Jaylin Walker		1 (1-0)
Rebounding Leaders		
Adonis De La Rosa	13 (8-5)	14 (9-5)
Mitch Peterson	5 (2-3)	6 (3-3)
Danny Pippen	5 (1-4)	5 (1-4)
Jalen Avery	1 (1-0)	1 (1-0)
BJ Duling	1 (1-0)	1 (1-0)
Kevin Zabo	1 (1-0)	1 (1-0)
Jaylin Walker		2 (1-1)
Desmond Ridenour		1 (0-1)
Double-Doubles		
Adonis De La Rosa	5 (5-0)	6 (6-0)
Danny Pippen	1 (0-1)	1 (0-1)
Jaylin Walker		1 (1-0)
Assist Leaders		
Jalen Avery	14 (7-7)	27 (16-11)
Jaylin Walker	5 (4-1)	8 (7-1)
Kevin Zabo	4 (2-2)	7 (4-3)
Adonis De La Rosa	1 (1-0)	1 (1-0)
Desmond Ridenour		9 (2-7)
Mitch Peterson		1 (1-0)
Danny Pippen		1 (1-0)
BJ Duling	1 (0-1)	1 (0-1)
Desmond Ridenour	1 (0-1)	1 (0-1)

* ( ) Team's record in those games
* Game highs include games when tied with another player

KSU AT HOME THE LAST 18 YEARS

Year	W-L	Pct.
1998-99	13-1	.928
1999-00	13-1	.928
2000-01	10-2	.833
2001-02	12-0	1.000
2002-03	9-5	.643
2003-04	11-3	.786
2004-05	12-2	.857
2005-06	12-2	.857
2006-07	11-2	.846
2007-08	16-0	1.000
2008-09	13-3	.813
2009-10	14-2	.875
2010-11	13-2	.867
2011-12	12-3	.800
2012-13	12-6	.667
2013-14	11-7	.611
2014-15	12-4	.750
2015-16	13-3	.813
2016-17	10-6	.625
2017-18	7-2	.778
Total	243-58	.807

KENT STATE'S YEAR-BY-YEAR RUN

Year	Record	Postseason
2017-18	9-9; 3-2	-
2016-17	22-14; 10-8	NCAA 1st round
2015-16	19-13; 10-8	-
2014-15	23-12; 12-6	CIT quarters
2013-14	16-16; 7-11	-
2012-13	21-14; 9-7	CIT 2nd round
2011-12	21-12; 10-6	CIT
2010-11	25-12; 12-4	NIT quarters
2009-10	24-10; 13-3	NIT 2nd round
2008-09	19-15; 10-6	CIT
2007-08	28-7; 13-3	NCAA
2006-07	21-11; 12-4	-
2005-06	25-9; 15-3	NCAA
2004-05	20-13; 11-7	NIT
2003-04	22-9; 13-5	NIT
2002-03	22-9; 12-6	NIT
2001-02	30-6; 17-1	NCAA Elite 8
2000-01	24-10; 13-5	NCAA 2nd round
1999-00	23-8; 13-5	NIT quarters
1998-99	23-7; 13-5	NCAA

SINCE 1998-99 BY THE NUMBERS

435	Number of wins by Kent State
10	Post-season wins
6	NIT Appearances
6	NCAA Appearances

THE LAST TIME KENT STATE...

BUZZER BEATERS		(WITH 0:00 ON THE CLOCK)
Won on a buzzer beater	*Kris Brewer, driving layup*	*March 6, 2015 vs Akron (79-77)*
Lost on a buzzer beater	*Bryquis Perine, three-pointer*	*Nov. 15, 2009 vs Green Bay (87-86 ot)*

SCORING		
Scored 100 points	*(W, 111-78)*	*Nov. 11, 2017 vs. Youngstown STate*
Scored 90-99 points	*(L, 105-98 ot)*	*Jan. 28, 2017 vs. Central Michigan*
Scored less than 50 points	*(L, 50-49)*	*Jan. 29, 2014 vs. Northern Illinois*
Scored less than 50 points and won	*(W, 49-47)*	*March 14, 2008 vs Miami*
Allowed 100 points	*(W, 116-106)*	*March 6, 2017 vs. Central Michigan*
Allowed 90 points	*(L, 96-70)*	*Dec. 6, 2017 vs Xavier*
Allowed less than 50 points	*45 (90-45)*	*Nov. 16, 2017 vs Ohio Christian*
Won by 50+ points	*56 (111-55)*	*Nov. 18, 2016 vs Hiram*
Won by 40+ points	*45 (90-45)*	*Nov. 16, 2017 vs Ohio Christian*
Won by 30+ points	*45 (90-45)*	*Nov. 16, 2017 vs Ohio Christian*

SHOOTING		
Shot 60 percent or better from the field	*62.3 (33-53)*	*Jan. 14, 2017 at Western Michigan*
Shot 60 percent or better from three	*69.2 (9-13)*	*March 1, 2014 at Ohio*
Shot 70 percent or better from three	*77.8 (7-9)*	*Dec. 4, 2002 at Rhode Island*
Shot 80 percent or better from three	*81.8 (9-11)*	*Dec. 21, 1992 at Niagara*
Made 10-14 3-point field goals	*13*	*Jan. 16, 2018 vs. Western Michigan*
Made 15-plus 3-point field goals	*16*	*March 6, 2017 vs. Central Michigan*
Shot 90 percent or better from the foul line	*90% (18-20)*	*Feb. 14, 2017 vs. Miami*

TEAM STATS		
Had 50 or more rebounds	*53*	*Dec. 27, 2016 at Texas*
Had 20 or more assists	*20*	*Nov. 19, 2017 vs. Mississippi Valley State*
Had 30 or more assists	*30*	*Dec. 30, 2008 vs Shawnee State*
Had 8 or more blocked shots	*8*	*Dec. 2, 2016 vs Grambling State*
Had 15 or more steals	*15*	*Nov. 8, 2013 vs Ohio Northern*
Had 20 or more steals	*22*	*Nov. 24, 2002 vs. Urbana*
Had 5 or fewer turnovers	*5*	*Feb. 17, 2017 at Akron*

A KENT STATE PLAYER(S)	
Scored 30-39 points	*Jaylin Walker (30) vs. Akron, 3/11/17*
Scored 40-plus points	*Doug Grayson (41) at North Carolina, 12/6/67*
Two or more score 20-plus points	*Walker (20) and De La Rosa (20) vs. YSU, 11/11/17*
Two players with a double-double	*vs. Central Michigan, 3/6/17* *Jimmy Hall (33 points, 14 rebounds)* *Jaylin Walker (29 points, 14 rebounds)*
No players in double figures	*at Ohio State, 11/12/06*
Five players in double figures	*vs. Central Michigan, 3/6/17* *Hall (33), Walker (29), Avery (24), Edwin (17), Peterson (10)*
Six players in double figures	*vs. Youngstown State, 11/11/17* *Walker (20), De La Rosa (20), Avery (14), Pippen (13), Ridenour (12), Frederick (11)*
Perfect at FT line (min. 10 att.)	*Kris Brewer (10-10) at Northern Illinois, 1/30/13*
Had 15-plus rebounds	*Jimmy Hall (15) vs. Bowling Green, 2/28/17*
Had 10-plus assists	*Jalen Avery (10) vs Mississippi Valley State, 11/19/17*
Had 6-plus steals	*Michael Porrini (6) vs Buffalo, 3/10/11*
Had 5-plus blocked shots	*Adonis De La Rosa vs. Toledo, 1/21/17*

2017-18 Box Scores

GM #1: Kent State 111, Youngstown State 78
Sat., Nov. 11, 2017 * Akron, Ohio

Youngstown State 78 • 0-1

##	Player		Total FG-FGA	3-Ptr FG-FGA	FT-FTA	Rebounds Off	Def	Tot	PF	TP	A	TO	Blk	Stl	Min
00	ROBINSON, Tyree	*	5-6	0-0	0-1	3	1	4	3	10	0	0	0	0	8
01	HARTFIELD, Braun	*	4-16	0-4	6-11	3	4	7	4	14	4	2	1	2	35
23	SANTIAGO, Francisco	*	2-3	2-3	0-1	1	1	2	2	6	1	0	0	0	25
24	MORSE, Cameron	*	8-26	1-6	2-4	1	2	3	1	19	4	3	0	3	35
33	BOHANNON, Naz	*	4-11	1-2	0-4	3	5	8	2	9	0	4	0	0	25
02	HAYGOOD, Devin		1-1	0-0	0-1	1	2	3	4	2	0	1	0	0	11
04	BENTON, Jaylen		0-1	0-0	0-0	0	1	1	2	0	1	0	0	0	8
05	FERGUSON, Jeremiah		1-2	0-0	0-0	0	1	1	1	2	2	1	0	1	5
10	STROLLO, Ryan		0-1	0-1	0-1	0	0	0	1	0	1	0	0	0	8
13	WILBOURN, Alex		0-1	0-0	0-0	1	0	1	0	0	0	0	0	0	4
21	ANABIR, Noe		2-3	0-0	2-5	2	0	2	3	6	0	0	1	1	8
31	AKUCKIE, Michael		1-4	1-3	0-0	1	2	3	4	3	0	1	0	0	8
32	COVINGTON, Garrett		2-4	1-1	2-2	0	0	0	2	7	1	0	0	0	20
	Team					5	1	6							
	Totals		30-79	6-20	12-30	21	20	41	29	78	14	12	2	7	200

FG % 1st Half: 16-46 34.8% 2nd half: 14-33 42.4% Game: 30-79 38.0%
3FG % 1st Half: 5-13 38.5% 2nd half: 1-7 14.3% Game: 6-20 30.0%
FT % 1st Half: 4-10 40.0% 2nd half: 8-20 40.0% Game: 12-30 40.0%

Deadball Rebounds 9,1

Kent State 111 • 1-0

##	Player		Total FG-FGA	3-Ptr FG-FGA	FT-FTA	Rebounds Off	Def	Tot	PF	TP	A	TO	Blk	Stl	Min
00	AVERY, Jalen	*	4-9	0-2	6-6	2	6	8	1	14	5	0	0	2	27
01	DE LA ROSA, Adonis	*	9-10	0-0	2-3	5	3	8	3	20	0	1	1	0	13
02	DULING, BJ	*	0-5	0-1	0-0	1	6	7	4	0	2	0	1	1	21
13	PETERSON, Mitch	*	4-9	0-2	1-1	0	5	5	1	9	2	1	0	0	20
23	WALKER, Jaylin	*	6-12	1-5	7-9	0	1	1	1	20	5	2	0	2	30
03	FREDERICK, Akiean		5-6	0-0	1-2	2	3	5	2	11	0	0	1	0	15
04	JOHNSON, Taishaun		3-6	0-0	1-2	1	5	6	3	7	2	2	0	0	18
05	PIPPEN, Danny		4-8	1-3	4-5	5	3	8	4	13	0	3	3	2	14
32	RIDENOUR, Desmond		5-6	0-1	2-2	0	3	3	3	12	1	3	0	1	20
33	NWANKWO, Jonathan		0-0	0-0	1-2	0	0	0	1	1	0	0	0	0	3
55	ZABO, Kevin		1-4	0-0	2-2	0	3	3	2	4	2	1	0	0	19
	Team					1	2	3							
	Totals		41-75	2-14	27-34	17	40	57	25	111	19	13	6	8	200

FG % 1st Half: 15-37 40.5% 2nd half: 26-38 68.4% Game: 41-75 54.7%
3FG % 1st Half: 2-12 16.7% 2nd half: 0-2 0.0% Game: 2-14 14.3%
FT % 1st Half: 14-18 77.8% 2nd half: 13-16 81.3% Game: 27-34 79.4%

Deadball Rebounds 4

Officials: Donnie Epply, Steve McJunkin, Bill Ek
Technical fouls: Youngstown State-None. Kent State-None.
Attendance: 2434

Score by periods	1st	2nd	Total
Youngstown State	41	37	**78**
Kent State	46	65	**111**

Points	In Paint	Off T/O	2nd Chance	Fast Break	Bench
YSU	40	10	23	0	20
KENTST	72	16	18	4	48

Last FG - YSU 2nd-01:34, KENTST 2nd-00:02.
Largest lead - YSU by 4 1st-13:57, KENTST by 33 2nd-00:02.
YSU led for 07:30. KENTST led for 27:36. Game was tied for 04:54.

Score tied - 9 times.
Lead changed - 7 times.

GM #2: Kent State 90, Ohio Christian 45
Thu, Nov. 16, 2017 * Kent, Ohio

Ohio Christian 45 • 2-4

##	Player		Total FG-FGA	3-Ptr FG-FGA	FT-FTA	Rebounds Off	Def	Tot	PF	TP	A	TO	Blk	Stl	Min
03	HEARN, Jalen		2-9	2-5	0-0	0	0	0	3	6	2	2	0	1	27
04	VAUGHN, Kaleb		0-5	0-4	0-0	0	1	1	1	0	1	1	1	0	21
05	GEIG, Dylan		2-6	1-4	0-0	0	3	3	4	5	2	1	0	0	17
10	JOHNSON, John		5-11	3-8	0-0	0	6	6	0	13	1	1	0	1	25
11	MUNDY, Troy		0-2	0-0	0-0	0	3	3	0	0	0	2	0	0	12
20	WYMAN, Corey		0-2	0-1	0-0	0	0	0	0	0	0	1	0	0	6
21	DOSUNMU, Yakub		1-5	0-2	1-3	0	2	2	1	3	2	2	0	0	13
22	VICKS, Tyrek		0-0	0-0	0-0	0	0	0	0	0	0	0	0	0	2
23	WINDLEY, Rael		3-6	2-4	0-0	1	5	6	3	8	1	2	0	0	22
24	WOODS, Thomas		1-3	1-3	1-4	0	0	0	2	4	0	1	0	0	16
32	HARTMAN, Rijnard		2-3	0-0	0-0	1	0	1	4	4	1	4	1	0	22
33	HENNEN, Mike		1-1	0-0	0-0	0	0	0	1	2	0	1	0	0	8
52	WILLIAMS, Genesis		0-1	0-0	0-0	0	0	0	1	0	0	0	0	1	9
	Team					2	3	5							
	Totals		17-54	9-31	2-7	4	23	27	20	45	10	18	2	3	200

FG % 1st Half: 7-31 22.6% 2nd half: 10-23 43.5% Game: 17-54 31.5%
3FG % 1st Half: 4-19 21.1% 2nd half: 5-12 41.7% Game: 9-31 29.0%
FT % 1st Half: 1-2 50.0% 2nd half: 1-5 20.0% Game: 2-7 28.6%

Deadball Rebounds 5,3

Kent State 90 • 2-0

##	Player		Total FG-FGA	3-Ptr FG-FGA	FT-FTA	Rebounds Off	Def	Tot	PF	TP	A	TO	Blk	Stl	Min
00	AVERY, Jalen	*	3-6	1-3	0-1	2	0	2	0	7	2	0	0	1	23
01	DE LA ROSA, Adonis	*	5-9	0-0	4-6	5	7	12	1	14	1	2	0	0	20
02	DULING, BJ	*	3-9	1-2	1-3	0	5	5	0	8	0	0	0	0	18
13	PETERSON, Mitch	*	0-5	0-2	0-0	0	3	3	1	0	1	0	1	0	23
23	WALKER, Jaylin	*	4-6	3-4	2-3	2	2	4	2	13	3	0	0	1	20
03	FREDERICK, Akiean		2-4	0-0	3-4	4	5	9	1	7	2	0	0	1	16
04	JOHNSON, Taishaun		3-8	0-3	3-5	2	0	2	0	9	2	1	1	1	19
05	PIPPEN, Danny		3-7	2-5	2-2	0	3	3	3	10	0	2	3	0	14
32	RIDENOUR, Desmond		3-9	1-3	0-0	1	5	6	3	7	0	0	0	2	19
33	NWANKWO, Jonathan		0-1	0-0	0-0	0	0	0	2	0	0	1	0	0	7
55	ZABO, Kevin		6-8	2-4	1-1	0	1	1	1	15	1	0	1	0	21
	Team					0	1	1							
	Totals		32-72	10-26	16-25	16	32	48	14	90	12	6	6	6	200

FG % 1st Half: 16-36 44.4% 2nd half: 16-36 44.4% Game: 32-72 44.4%
3FG % 1st Half: 6-17 35.3% 2nd half: 4-9 44.4% Game: 10-26 38.5%
FT % 1st Half: 9-13 69.2% 2nd half: 7-12 58.3% Game: 16-25 64.0%

Deadball Rebounds 7,1

Officials: Greg Langsdorf, Jesse Joseph, Jon Campbell
Technical fouls: Ohio Christian-None. Kent State-None.
Attendance: 2440

Score by periods	1st	2nd	Total
Ohio Christian	19	26	**45**
Kent State	47	43	**90**

Points	In Paint	Off T/O	2nd Chance	Fast Break	Bench
OCU	10	4	2	0	45
KENTST	40	16	20	13	48

Last FG - OCU 2nd-02:53, KENTST 2nd-01:04.
Largest lead - OCU by 3 1st-19:34, KENTST by 45 2nd-00:31.
OCU led for 00:23. KENTST led for 38:12. Game was tied for 01:25.

Score tied - 1 time.
Lead changed - 1 time.

GM #3: Kent State 80, MVSU 67
Sun., Nov. 19, 2017 * Kent, Ohio

Mississippi Valley State 67 • 0-4

##	Player		Total FG-FGA	3-Ptr FG-FGA	FT-FTA	Rebounds Off	Def	Tot	PF	TP	A	TO	Blk	Stl	Min
01	SCOTT, Dante	f	3-7	0-1	0-0	1	2	3	3	6	4	6	1	0	27
21	ANAKWENZE, Arinze	f	1-1	0-0	0-0	1	1	2	3	2	0	1	0	0	11
10	EJEH, Emmanuel	c	9-12	0-0	3-6	4	4	8	5	21	1	0	0	0	26
03	EVANS, Jordan	g	5-13	0-4	0-1	1	2	3	1	10	3	0	1	0	28
05	ECKWOOD, Tereke	g	5-12	3-5	4-4	1	3	4	1	17	5	2	0	2	32
00	LEWIS, Jeffery		1-1	1-1	0-0	0	2	2	0	3	1	1	0	0	15
12	HUNT, Lorenzo		0-1	0-0	0-0	0	1	1	1	0	0	0	0	0	5
15	DAVIS, Gemaal		1-6	0-0	1-2	2	1	3	1	3	0	2	0	0	14
20	CREIGHTON, Davere		2-6	1-2	0-0	0	4	4	1	5	0	2	0	0	15
22	NAHIMY, Nate		0-0	0-0	0-0	0	0	0	0	0	1	0	0	0	11
23	ALLEN, LaCurtis		0-0	0-0	0-0	0	0	0	2	0	0	1	0	0	4
24	TAYLOR, Henry		0-0	0-0	0-0	0	0	0	2	0	0	0	0	0	2
32	ALLISON, Kaleb		0-0	0-0	0-0	0	0	0	0	0	0	0	0	0	1
33	WATSON, Jamal		0-0	0-0	0-0	1	1	2	3	0	0	1	1	0	9
	Team					0	0	0							
	Totals		27-59	5-13	8-13	11	21	32	23	67	15	16	3	2	200

FG % 1st Half: 9-27 33.3% 2nd half: 18-32 56.3% Game: 27-59 45.8%
3FG % 1st Half: 2-7 28.6% 2nd half: 3-6 50.0% Game: 5-13 38.5%
FT % 1st Half: 7-8 87.5% 2nd half: 1-5 20.0% Game: 8-13 61.5%

Deadball Rebounds 3

Kent State 80 • 3-0

##	Player		Total FG-FGA	3-Ptr FG-FGA	FT-FTA	Rebounds Off	Def	Tot	PF	TP	A	TO	Blk	Stl	Min
02	DULING, BJ	f	5-9	0-1	3-7	1	1	2	0	13	3	1	1	3	30
01	DE LA ROSA, Adonis	c	3-3	0-0	8-8	4	6	10	3	14	2	4	1	0	20
00	AVERY, Jalen	g	2-5	1-4	0-0	0	4	4	0	5	10	0	0	0	33
13	PETERSON, Mitch	g	2-5	1-3	0-1	1	2	3	1	5	0	1	1	1	23
23	WALKER, Jaylin	g	8-15	3-8	0-0	0	1	1	2	19	2	5	0	1	28
03	FREDERICK, Akiean		1-2	1-1	1-2	1	0	1	2	4	0	0	1	1	10
04	JOHNSON, Taishaun		0-0	0-0	0-0	0	1	1	1	0	0	0	0	0	3
05	PIPPEN, Danny		5-8	1-1	1-1	0	3	3	1	12	0	1	3	2	17
32	RIDENOUR, Desmond		3-5	1-3	0-2	1	1	2	2	7	1	1	0	2	22
55	ZABO, Kevin		0-5	0-2	1-2	1	2	3	5	1	2	0	0	1	14
	Team					1	2	3							
	Totals		29-57	8-23	14-23	10	23	33	17	80	20	13	7	11	200

FG % 1st Half: 12-25 48.0% 2nd half: 17-32 53.1% Game: 29-57 50.9%
3FG % 1st Half: 4-11 36.4% 2nd half: 4-12 33.3% Game: 8-23 34.8%
FT % 1st Half: 6-12 50.0% 2nd half: 8-11 72.7% Game: 14-23 60.9%

Deadball Rebounds 6

Officials: Darryl Smith, Glenn Myborg, Josh White
Technical fouls: Mississippi Valley State-EJEH, Emmanuel. Kent State-DE LA ROSA, Adonis.
Attendance: 2005

Score by periods	1st	2nd	Total
Mississippi Valley State	27	40	**67**
Kent State	34	46	**80**

Points	In Paint	Off T/O	2nd Chance	Fast Break	Bench
MVSU	34	8	11	4	11
KENTST	36	11	7	8	24

Last FG - MVSU 2nd-00:14, KENTST 2nd-00:19.
Largest lead - MVSU by 1 1st-13:36, KENTST by 16 2nd-02:17.
MVSU led for 00:27. KENTST led for 37:26. Game was tied for 02:07.

Score tied - 2 times.
Lead changed - 2 times.

GM #4: Southeastern Louisiana 70, Kent State 66
Tue, Nov. 21, 2017 * Kent, Ohio

Southeastern Louisia 70 • 2-3

##	Player		Total FG-FGA	3-Ptr FG-FGA	FT-FTA	Rebounds Off	Def	Tot	PF	TP	A	TO	Blk	Stl	Min
13	Greenwood, Moses	f	1-7	0-0	3-4	3	2	5	5	5	1	2	0	1	26
23	Currington, James	f	4-6	0-0	1-1	2	1	3	2	9	0	0	0	1	28
00	Veal, Marlain	g	7-11	1-4	7-9	0	5	5	3	22	3	4	0	3	34
05	Singleton, Jabbar	g	1-4	0-2	0-2	0	0	0	0	2	3	2	0	1	27
24	Charleston, Keith	g	2-7	1-2	1-2	3	7	10	1	6	1	1	2	0	31
03	Filmore, Joshua		0-4	0-4	0-0	0	2	2	1	0	1	1	0	0	12
10	Polanco, Eddy		7-9	4-6	4-5	2	5	7	2	22	0	2	0	0	23
20	Gonzalez, Brandon		0-0	0-0	0-1	0	0	0	0	0	0	0	0	0	3
21	Capps, Jordan		2-3	0-1	0-0	0	0	0	2	4	1	2	1	0	16
	Team					2	3	5				1			
	Totals		24-51	6-19	16-24	12	25	37	16	70	10	15	3	6	200

FG % 1st Half: 9-24 37.5% 2nd half: 15-27 55.6% Game: 24-51 47.1%
3FG % 1st Half: 1-6 16.7% 2nd half: 5-13 38.5% Game: 6-19 31.6%
FT % 1st Half: 7-11 63.6% 2nd half: 9-13 69.2% Game: 16-24 66.7%

Deadball Rebounds 5,2

Kent State 66 • 3-1

##	Player		Total FG-FGA	3-Ptr FG-FGA	FT-FTA	Rebounds Off	Def	Tot	PF	TP	A	TO	Blk	Stl	Min
02	DULING, BJ	f	3-6	0-0	1-3	1	1	2	2	7	0	2	1	1	18
01	DE LA ROSA, Adonis	c	2-6	0-0	6-6	4	2	6	1	10	1	2	1	0	22
00	AVERY, Jalen	g	0-6	0-4	2-2	1	3	4	1	2	5	1	0	0	33
23	WALKER, Jaylin	g	10-20	4-12	2-2	2	0	2	1	26	2	2	0	0	37
55	ZABO, Kevin	g	3-9	2-7	0-1	0	1	1	4	8	1	1	0	2	23
03	FREDERICK, Akiean		0-1	0-0	0-0	0	1	1	0	0	0	0	1	2	15
04	JOHNSON, Taishaun		0-1	0-1	0-0	0	0	0	1	0	0	0	0	0	5
05	PIPPEN, Danny		1-4	0-1	0-0	1	5	6	3	2	0	0	1	0	10
13	PETERSON, Mitch		2-4	1-3	1-2	1	1	2	5	6	0	0	0	0	18
32	RIDENOUR, Desmond		2-5	1-3	0-0	1	3	4	4	5	2	1	1	1	19
	Team					3	1	4							
	Totals		23-62	8-31	12-16	14	18	32	22	66	11	9	5	6	200

FG % 1st Half: 14-34 41.2% 2nd half: 9-28 32.1% Game: 23-62 37.1%
3FG % 1st Half: 6-19 31.6% 2nd half: 2-12 16.7% Game: 8-31 25.8%
FT % 1st Half: 0-1 0.0% 2nd half: 12-15 80.0% Game: 12-16 75.0%

Deadball Rebounds 2

Officials: Kevin O'Connell, Courtney Green, Todd Williams
Technical fouls: Southeastern Louisia-None. Kent State-None.
Attendance: 1827

Score by periods	1st	2nd	Total
Southeastern Louisia	26	44	**70**
Kent State	34	32	**66**

Points	In Paint	Off T/O	2nd Chance	Fast Break	Bench
SLU	30	6	12	11	26
KENTST	20	16	14	3	13

Last FG - SLU 2nd-01:05, KENTST 2nd-00:30.
Largest lead - SLU by 5 2nd-00:45, KENTST by 12 1st-01:40.
SLU led for 03:56. KENTST led for 29:43. Game was tied for 06:21.

Score tied - 9 times.
Lead changed - 7 times.

GM #5: Valparaiso 77, Kent State 67
Fri., Nov. 24, 2017 * Savannah, Ga.

Kent State 67 • 3-2

##	Player		Total FG-FGA	3-Ptr FG-FGA	FT-FTA	Rebounds Off	Def	Tot	PF	TP	A	TO	Blk	Stl	Min
02	DULING, BJ	f	2-6	1-2	2-2	1	0	1	4	7	1	2	0	0	13
13	PETERSON, Mitch	f	3-5	3-4	1-2	2	6	8	1	10	0	2	0	0	33
01	DE LA ROSA, Adonis	c	3-3	0-0	4-4	2	5	7	4	10	0	6	0	2	22
00	AVERY, Jalen	g	2-5	1-3	1-2	0	0	0	0	6	2	1	0	0	27
23	WALKER, Jaylin	g	5-17	2-10	3-3	0	2	2	1	15	3	3	0	1	37
03	FREDERICK, Akiean		3-6	0-1	3-5	2	1	3	2	9	1	0	0	0	20
04	JOHNSON, Taishaun		0-2	0-1	0-2	0	1	1	1	0	0	0	0	0	9
05	PIPPEN, Danny		2-5	1-3	2-2	1	4	5	4	7	1	4	1	0	23
32	RIDENOUR, Desmond		0-1	0-0	0-0	1	0	1	0	0	1	0	0	0	2
55	ZABO, Kevin		1-4	1-2	0-0	0	0	0	3	3	2	1	0	0	14
	Team					1	0	1				1			
	Totals		21-54	9-26	16-22	10	19	29	20	67	11	20	1	3	200

FG % 1st Half:	9-27	33.3%	2nd half: 12-27	44.4%	Game: 21-54	38.9%
3FG % 1st Half:	4-12	33.3%	2nd half: 5-14	35.7%	Game: 9-26	34.6%
FT % 1st Half:	5-8	62.5%	2nd half: 11-14	78.6%	Game: 16-22	72.7%

Deadball Rebounds
3,1

Valparaiso 77 • 6-0

##	Player		Total FG-FGA	3-Ptr FG-FGA	FT-FTA	Rebounds Off	Def	Tot	PF	TP	A	TO	Blk	Stl	Min
00	Hazen, Parker	f	2-2	0-0	0-0	2	0	2	1	4	0	2	0	0	10
10	Burton, Joe	f	1-7	1-5	2-2	0	5	5	2	5	0	2	2	0	25
14	Sorolla, Jaume	c	0-0	0-0	0-0	0	0	0	2	0	0	0	0	0	9
02	Walker, Tevonn	g	5-12	0-4	7-8	1	3	4	2	17	0	3	0	1	28
04	Evelyn, Bakari	g	3-10	0-1	7-8	1	0	1	1	13	7	2	0	2	30
01	Bradford, Micah		0-0	0-0	0-0	0	0	0	1	0	1	0	0	0	6
03	Joseph, Max		2-4	0-1	0-0	1	2	3	0	4	2	1	0	0	22
05	Golder, Markus		5-7	2-3	3-3	0	3	3	0	15	1	2	0	1	19
12	Linssen, Marten		5-5	0-0	2-5	1	6	7	3	12	0	0	1	2	21
21	Smits, Derrik		2-3	0-0	1-2	2	1	3	5	5	1	1	0	0	8
23	McMillan, Mileek		1-2	0-1	0-0	0	2	2	4	2	0	2	0	0	12
33	Kiser, John		0-1	0-0	0-0	0	0	0	0	0	0	0	0	0	10
	Team					0	3	3				1			
	Totals		26-53	3-15	22-28	8	25	33	21	77	12	16	3	6	200

FG % 1st Half:	14-25	56.0%	2nd half: 12-28	42.9%	Game: 26-53	49.1%
3FG % 1st Half:	1-9	11.1%	2nd half: 2-6	33.3%	Game: 3-15	20.0%
FT % 1st Half:	5-7	71.4%	2nd half: 17-21	81.0%	Game: 22-28	78.6%

Deadball Rebounds
5,1

Officials: Blake Harris, Kevin Driver, Nick Meyer
Technical fouls: Kent State-TEAM. Valparaiso-Burton, Joe.
Attendance:

Score by periods	1st	2nd	Total
Kent State	27	40	**67**
Valparaiso	34	43	**77**

Points	In Paint	Off T/O	2nd Chance	Fast Break	Bench
KENTST	25	10	9	9	19
VALPO	38	25	11	6	38

Last FG - KENTST 2nd-04:09, VALPO 2nd-00:00.
Largest lead - KENTST by 7 1st-15:25, VALPO by 14 2nd-18:31.
KENTST led for 12:35. VALPO led for 27:00. Game was tied for 00:25.

Score tied - 1 time.
Lead changed - 1 time.

GM #6: Loyola Chicago 75, Kent State 60
Sat., Nov. 25, 2017 * Savannah, Ga.

Loyola Chicago 75 • 7-0

##	Player		Total FG-FGA	3-Ptr FG-FGA	FT-FTA	Rebounds Off	Def	Tot	PF	TP	A	TO	Blk	Stl	Min
00	Ingram, Donte	f	7-11	4-7	0-0	0	11	11	2	18	2	1	0	0	31
24	Jackson, Aundre	f	5-10	1-2	0-0	0	3	3	4	11	3	1	0	1	22
25	Krutwig, Cameron	c	1-3	0-0	3-4	2	9	11	2	5	2	2	0	0	31
05	Townes, Marques	g	5-9	2-3	2-2	1	2	3	1	14	0	4	0	1	25
13	Custer, Clayton	g	4-10	3-5	0-0	2	2	4	2	11	6	4	0	1	37
01	Williamson, Lucas		3-6	1-2	1-2	2	2	4	2	8	4	0	0	0	28
02	Baughman, Jake		0-0	0-0	0-0	0	0	0	1	0	0	1	0	1	1
04	Skokna, Bruno		2-3	1-2	2-2	0	0	0	1	7	0	2	0	0	16
12	Negron, Christian		0-0	0-0	0-0	0	1	1	0	0	0	0	0	0	3
23	Satterwhite, Cameron		0-1	0-1	1-2	0	0	0	0	1	0	0	0	0	5
32	Shanks, Carson		0-0	0-0	0-0	0	0	0	0	0	0	0	0	0	1
	Team					1	2	3							
	Totals		27-53	12-22	9-12	8	32	40	15	75	17	15	0	4	200

FG % 1st Half:	12-28	42.9%	2nd half: 15-25	60.0%	Game: 27-53	50.9%
3FG % 1st Half:	6-12	50.0%	2nd half: 6-10	60.0%	Game: 12-22	54.5%
FT % 1st Half:	1-2	50.0%	2nd half: 8-10	80.0%	Game: 9-12	75.0%

Deadball Rebounds
1

Kent State 60 • 3-3

##	Player		Total FG-FGA	3-Ptr FG-FGA	FT-FTA	Rebounds Off	Def	Tot	PF	TP	A	TO	Blk	Stl	Min
02	DULING, BJ	f	3-8	1-2	0-1	0	4	4	2	7	0	0	1	1	27
13	PETERSON, Mitch	f	1-3	1-2	0-0	0	1	1	1	3	0	0	0	2	21
01	DE LA ROSA, Adonis	c	3-5	0-0	4-6	1	3	4	5	10	1	5	0	1	19
00	AVERY, Jalen	g	1-6	1-3	0-0	0	0	0	1	3	5	0	0	1	22
23	WALKER, Jaylin	g	4-13	3-9	2-2	1	2	3	0	13	1	0	0	0	32
03	FREDERICK, Akiean		6-10	1-2	0-0	3	0	3	4	13	0	1	1	0	20
04	JOHNSON, Taishaun		0-3	0-0	2-2	0	3	3	1	2	1	1	0	1	14
05	PIPPEN, Danny		0-3	0-2	1-2	3	1	4	4	1	0	0	0	0	11
32	RIDENOUR, Desmond		1-1	1-1	0-0	1	2	3	1	3	0	0	0	0	16
33	NWANKWO, Jonathan		0-1	0-0	0-0	0	1	1	0	0	0	0	0	0	1
55	ZABO, Kevin		2-5	0-1	1-3	0	2	2	0	5	3	1	0	0	18
	Team					1	1	2							
	Totals		21-58	8-22	10-16	10	20	30	19	60	11	8	2	6	201

FG % 1st Half:	12-32	37.5%	2nd half: 9-26	34.6%	Game: 21-58	36.2%
3FG % 1st Half:	5-11	45.5%	2nd half: 3-11	27.3%	Game: 8-22	36.4%
FT % 1st Half:	1-3	33.3%	2nd half: 9-13	69.2%	Game: 10-16	62.5%

Deadball Rebounds
1

Officials: Blake Harris, Kevin Driver, Nick Meyer
Technical fouls: Loyola Chicago-None. Kent State-None.
Attendance:

Score by periods	1st	2nd	Total
Loyola Chicago	31	44	**75**
Kent State	30	30	**60**

Points	In Paint	Off T/O	2nd Chance	Fast Break	Bench
LUC	28	7	7	2	16
KENTST	20	16	15	0	24

Last FG - LUC 2nd-01:56, KENTST 2nd-02:58.
Largest lead - LUC by 18 2nd-03:15, KENTST by 7 1st-06:13.
LUC led for 23:36. KENTST led for 13:56. Game was tied for 02:28.

Score tied - 3 times.
Lead changed - 8 times.

GM #7: Kent State 79, Norfolk State 70
Wed., Nov. 29, 2017 * Norfolk, Va.

Kent State 79 • 4-3

##	Player		Total FG-FGA	3-Ptr FG-FGA	FT-FTA	Rebounds Off	Def	Tot	PF	TP	A	TO	Blk	Stl	Min
00	AVERY, Jalen	*	6-9	3-4	3-4	1	4	5	0	18	4	3	0	0	37
03	FREDERICK, Akiean	*	0-2	0-0	1-2	0	0	0	1	1	0	1	0	0	6
05	PIPPEN, Danny	*	2-5	1-3	3-4	5	2	7	1	8	0	4	1	0	18
13	PETERSON, Mitch	*	2-5	2-3	0-0	2	5	7	1	6	0	2	0	1	21
55	ZABO, Kevin	*	4-15	3-9	4-4	0	5	5	3	15	4	1	0	1	34
01	DE LA ROSA, Adonis		3-7	0-0	13-14	4	6	10	5	19	0	4	3	0	26
02	DULING, BJ		3-5	0-1	0-1	0	5	5	4	6	2	0	3	1	23
04	JOHNSON, Taishaun		0-1	0-0	0-0	0	0	0	0	0	0	2	0	0	4
15	BERNSTEIN, Ryan		0-0	0-0	0-0	0	1	1	1	0	0	0	0	0	9
32	RIDENOUR, Desmond		2-6	0-3	2-2	0	2	2	2	6	2	0	0	2	22
	Team					1	1	2							
	Totals		22-55	9-23	26-31	13	31	44	18	79	12	17	7	5	200

FG % 1st Half:	7-25	28.0%	2nd half: 15-30	50.0%	Game: 22-55	40.0%
3FG % 1st Half:	3-10	30.0%	2nd half: 6-13	46.2%	Game: 9-23	39.1%
FT % 1st Half:	11-14	78.6%	2nd half: 15-17	88.2%	Game: 26-31	83.9%

Deadball Rebounds
2,1

Norfolk State 70 • 0-7

##	Player		Total FG-FGA	3-Ptr FG-FGA	FT-FTA	Rebounds Off	Def	Tot	PF	TP	A	TO	Blk	Stl	Min
00	PITT,Mastadi	*	4-11	1-6	1-2	0	0	0	3	10	0	1	0	0	26
01	BUNGEI,Preston	*	6-12	0-1	2-3	2	3	5	1	14	2	3	1	1	37
22	LONG,Alex	*	4-11	0-0	1-3	2	3	5	3	9	1	1	0	2	23
24	WILLIAMS,Kyle	*	6-10	3-7	1-2	0	2	2	2	16	1	1	0	1	31
34	WHITLEY,Steven	*	4-11	2-3	2-2	3	9	12	4	12	9	2	0	1	35
13	ALLEN,Stavian		1-3	1-1	0-0	1	1	2	3	3	1	0	1	0	11
14	THOMAS,Nic		1-7	1-4	0-0	0	0	0	0	3	1	1	0	0	18
35	JAMERSON,Derrik		0-2	0-2	0-0	1	0	1	2	0	0	1	1	0	9
44	ROBINSON,Dan		1-2	0-0	1-1	1	2	3	5	3	0	1	2	0	10
	Team					3	3	6							
	Totals		27-69	8-24	8-13	13	23	36	23	70	15	11	5	5	200

FG % 1st Half:	14-31	45.2%	2nd half: 13-38	34.2%	Game: 27-69	39.1%
3FG % 1st Half:	4-13	30.8%	2nd half: 4-11	36.4%	Game: 8-24	33.3%
FT % 1st Half:	0-1	0.0%	2nd half: 8-12	66.7%	Game: 8-13	61.5%

Deadball Rebounds
2

Officials: Frank Spencer, Dan Darien, Chad Barlow
Technical fouls: Kent State-None. Norfolk State-None.
Attendance: 1825

Score by periods	1st	2nd	Total
Kent State	28	51	**79**
Norfolk State	32	38	**70**

Points	In Paint	Off T/O	2nd Chance	Fast Break	Bench
KENTST	25	13	11	9	31
NSUM	30	17	6	12	9

Last FG - KENTST 2nd-03:26, NSUM 2nd-00:04.
Largest lead - KENTST by 12 2nd-00:41, NSUM by 12 2nd-17:05.
KENTST led for 09:18. NSUM led for 27:26. Game was tied for 03:16.

Score tied - 4 times.
Lead changed - 4 times.

GM #8: Kent State 72, Cleveland State 62
Sat., Dec. 2, 2017 * Kent, Ohio

Cleveland State 62 • 2-5

##	Player		Total FG-FGA	3-Ptr FG-FGA	FT-FTA	Rebounds Off	Def	Tot	PF	TP	A	TO	Blk	Stl	Min
02	WRIGHT, Anthony	f	8-11	4-6	1-2	3	8	11	1	21	1	4	2	0	32
13	KENIC, Stefan	f	1-4	1-2	3-4	0	3	3	0	6	1	2	2	1	18
01	THOMAS, Kasheem	g	2-3	0-1	0-2	0	2	2	1	4	1	0	0	0	20
04	CARPENTER, Kenny	g	6-13	2-7	0-0	0	4	4	2	14	2	0	0	0	33
20	WORD, Bobby	g	0-5	0-2	0-0	0	0	0	2	0	0	1	0	0	17
03	HIGHSMITH, Dontel		0-5	0-1	0-0	0	2	2	1	0	2	2	1	1	23
05	APPLEBY, Tyree		6-10	1-2	0-2	3	0	3	2	13	0	3	0	1	20
11	HALES, Terrell		0-0	0-0	0-0	1	0	1	1	0	0	0	0	0	11
22	CLAYBORNE, Evan		1-3	0-0	2-4	4	3	7	4	4	1	3	2	0	18
23	HAIRSTON, Jamarcus		0-2	0-1	0-0	0	1	1	0	0	0	0	0	0	8
	Team					1	0	1				1			
	Totals		24-56	8-22	6-14	12	23	35	14	62	8	16	7	3	200

FG % 1st Half:	9-23	39.1%	2nd half: 15-33	45.5%	Game: 24-56	42.9%
3FG % 1st Half:	4-10	40.0%	2nd half: 4-12	33.3%	Game: 8-22	36.4%
FT % 1st Half:	2-8	25.0%	2nd half: 4-6	66.7%	Game: 6-14	42.9%

Deadball Rebounds
5,1

Kent State 72 • 5-3

##	Player		Total FG-FGA	3-Ptr FG-FGA	FT-FTA	Rebounds Off	Def	Tot	PF	TP	A	TO	Blk	Stl	Min
05	PIPPEN, Danny	f	2-6	0-2	0-1	3	3	6	2	4	0	1	1	1	23
01	DE LA ROSA, Adonis	c	6-10	0-0	4-5	4	3	7	3	16	3	2	0	1	24
00	AVERY, Jalen	g	5-11	3-8	2-2	0	1	1	1	15	3	0	0	0	36
13	PETERSON, Mitch	g	0-5	0-2	0-0	3	4	7	2	0	1	0	0	0	26
55	ZABO, Kevin	g	5-12	1-8	6-6	0	3	3	0	17	1	2	0	2	33
02	DULING, BJ		4-9	1-2	1-2	3	3	6	2	10	1	3	1	0	22
03	FREDERICK, Akiean		2-3	0-0	0-0	2	0	2	2	4	0	1	0	0	7
15	BERNSTEIN, Ryan		0-2	0-2	0-0	0	0	0	0	0	0	0	0	0	2
32	RIDENOUR, Desmond		3-10	0-2	0-0	1	4	5	1	6	1	0	1	1	27
	Team					2	2	4							
	Totals		27-68	5-26	13-16	18	23	41	13	72	10	9	3	5	200

FG % 1st Half:	14-43	32.6%	2nd half: 13-25	52.0%	Game: 27-68	39.7%
3FG % 1st Half:	4-20	20.0%	2nd half: 1-6	16.7%	Game: 5-26	19.2%
FT % 1st Half:	3-3	100.0	2nd half: 10-13	76.9%	Game: 13-16	81.3%

Deadball Rebounds
2

Officials: Chris Beaver, Jerry Scherzinger, Greg Langsdorf
Technical fouls: Cleveland State-None. Kent State-None.
Attendance: 2511

Score by periods	1st	2nd	Total
Cleveland State	24	38	**62**
Kent State	35	37	**72**

Points	In Paint	Off T/O	2nd Chance	Fast Break	Bench
CSU	26	13	8	4	17
KENTST	38	16	19	4	20

Last FG - CSU 2nd-00:09, KENTST 2nd-01:01.
Largest lead - CSU None, KENTST by 19 1st-05:07.
CSU led for 00:00. KENTST led for 37:14. Game was tied for 02:46.

Score tied - 2 times.
Lead changed - 0 times.

GM #9: Xavier 96, Kent State 70
Wed., Dec. 6, 2017 * Cincinnati, Ohio

Kent State 70 • 5-4

##	Player		Total FG-FGA	3-Ptr FG-FGA	FT-FTA	Rebounds Off	Def	Tot	PF	TP	A	TO	Blk	Stl	Min
05	PIPPEN, Danny	f	4-7	2-2	5-6	1	2	3	4	15	0	2	1	1	21
55	ZABO, Kevin	f	4-11	0-2	4-5	3	0	3	4	12	5	1	0	0	31
01	DE LA ROSA, Adonis	c	1-4	0-0	0-0	0	3	3	5	2	0	4	1	0	19
00	AVERY, Jalen	g	5-9	1-3	2-2	0	3	3	1	13	5	1	0	0	36
13	PETERSON, Mitch	g	2-4	1-2	2-2	0	5	5	2	7	1	1	0	2	27
02	DULING, BJ		1-8	0-3	2-4	1	1	2	3	4	0	2	1	0	21
03	FREDERICK, Akiean		0-2	0-1	0-0	1	0	1	3	0	2	0	0	0	9
04	JOHNSON, Taishaun		1-2	0-0	1-1	0	1	1	1	3	0	0	0	0	4
15	BERNSTEIN, Ryan		0-1	0-0	0-0	1	0	1	0	0	1	0	0	1	6
32	RIDENOUR, Desmond		4-8	2-3	0-2	0	2	2	2	10	0	1	0	0	19
33	NWANKWO, Jonathan		2-3	0-0	0-0	1	0	1	1	4	0	0	1	0	7
	Team					2	0	2							
	Totals		24-59	6-16	16-22	10	17	27	26	70	14	12	4	4	200

FG % 1st Half: 11-25 44.0% 2nd half: 13-34 38.2% Game: 24-59 40.7%
3FG % 1st Half: 4-7 57.1% 2nd half: 2-9 22.2% Game: 6-16 37.5%
FT % 1st Half: 6-6 100.0 2nd half: 10-16 62.5% Game: 16-22 72.7%

Deadball Rebounds
4

Xavier 96 • 8-1

##	Player		Total FG-FGA	3-Ptr FG-FGA	FT-FTA	Rebounds Off	Def	Tot	PF	TP	A	TO	Blk	Stl	Min
00	JONES, Tyrique	f	6-6	0-0	1-1	1	1	2	4	13	0	2	1	2	13
22	GATES, Kaiser	f	1-5	1-4	2-2	0	3	3	2	5	3	0	0	1	30
03	GOODIN, Quentin	g	2-5	1-2	0-0	1	2	3	1	5	6	0	0	0	25
05	BLUIETT, Trevon	g	8-14	4-9	6-6	0	2	2	2	26	2	0	0	0	28
55	MACURA, J.P.	g	0-3	0-0	4-4	1	3	4	2	4	5	0	1	0	20
01	SCRUGGS, Paul		0-3	0-1	1-2	1	1	2	2	1	2	2	1	1	20
04	HARDEN, Elias		1-3	0-0	0-0	0	0	0	0	2	0	0	0	0	9
10	SCHRAND, Leighton		0-0	0-0	0-0	0	0	0	0	0	0	0	0	0	1
11	KANTER, Kerem		7-12	0-1	6-6	3	5	8	3	20	0	1	0	0	16
13	MARSHALL, Naji		3-5	0-1	0-0	1	6	7	0	6	2	1	0	0	24
14	VANDERPOHL, Nick		0-0	0-0	0-0	0	0	0	0	0	1	0	0	0	1
20	SINGLETON, Matt		0-0	0-0	0-0	0	0	0	0	0	0	0	0	0	1
54	O'MARA, Sean		5-6	0-0	4-4	0	3	3	2	14	0	2	1	0	12
	Team					4	1	5				1			
	Totals		33-62	6-18	24-25	12	27	39	18	96	21	9	4	4	200

FG % 1st Half: 17-31 54.8% 2nd half: 16-31 51.6% Game: 33-62 53.2%
3FG % 1st Half: 4-9 44.4% 2nd half: 2-9 22.2% Game: 6-18 33.3%
FT % 1st Half: 10-10 100.0 2nd half: 14-15 93.3% Game: 24-25 96.0%

Deadball Rebounds
1

Officials: Michael Stephens, Matt Potter, Kipp Kissinger
Technical fouls: Kent State-PIPPEN, Danny. Xavier-None.
Attendance: 10292

Score by periods	1st	2nd	Total
Kent State	32	38	**70**
Xavier	48	48	**96**

Points	In Paint	Off T/O	2nd Chance	Fast Break	Bench
KENTST	32	13	7	9	21
XU	48	22	21	10	43

Last FG - KENTST 2nd-00:12, XU 2nd-00:21.
Largest lead - KENTST None, XU by 34 2nd-10:11.
KENTST led for 00:00. XU led for 39:46. Game was tied for 00:14.

Score tied - 0 times.
Lead changed - 0 times.

GM #10: Wright State 63, Kent State 54
Sat., Dec. 9, 2017 * Dayton, Ohio

Kent State 54 • 5-5

##	Player		Total FG-FGA	3-Ptr FG-FGA	FT-FTA	Rebounds Off	Def	Tot	PF	TP	A	TO	Blk	Stl	Min
01	DE LA ROSA, Adonis	f	1-2	0-0	0-0	3	2	5	5	2	2	3	0	0	14
05	PIPPEN, Danny	f	5-10	1-2	0-0	2	9	11	4	11	1	4	1	1	25
00	AVERY, Jalen	g	6-13	2-3	3-3	1	0	1	0	17	2	0	0	1	33
13	PETERSON, Mitch	g	2-4	1-2	0-0	1	3	4	3	5	2	4	0	1	25
55	ZABO, Kevin	g	1-4	1-2	0-0	0	2	2	2	3	3	3	0	0	19
02	DULING, BJ		0-3	0-0	0-0	1	1	2	3	0	0	1	0	0	8
03	FREDERICK, Akiean		1-1	0-0	4-4	0	4	4	4	6	0	4	0	2	17
15	BERNSTEIN, Ryan		0-1	0-0	1-2	0	0	0	1	1	0	0	0	4	11
23	WALKER, Jaylin		3-13	1-7	0-1	0	1	1	3	7	0	2	0	1	30
32	RIDENOUR, Desmond		0-1	0-1	2-4	0	2	2	2	2	1	3	0	2	18
	Team					0	4	4							
	Totals		19-52	6-17	10-14	8	28	36	27	54	11	24	1	12	200

FG % 1st Half: 9-23 39.1% 2nd half: 10-29 34.5% Game: 19-52 36.5%
3FG % 1st Half: 6-11 54.5% 2nd half: 0-6 0.0% Game: 6-17 35.3%
FT % 1st Half: 0-2 0.0% 2nd half: 10-12 83.3% Game: 10-14 71.4%

Deadball Rebounds
3,2

Wright State 63 • 6-4

##	Player		Total FG-FGA	3-Ptr FG-FGA	FT-FTA	Rebounds Off	Def	Tot	PF	TP	A	TO	Blk	Stl	Min
22	ERNSTHAUSEN, Parker	f	3-4	0-0	5-6	0	3	3	2	11	1	2	1	2	30
11	LOVE, Loudon	c	3-6	0-0	1-2	2	2	4	5	7	1	3	0	0	13
01	MITCHELL, Justin	g	3-5	0-1	0-2	3	8	11	1	6	3	5	1	5	33
03	HUGHES, Mark	g	2-12	1-9	0-0	0	1	1	1	5	4	2	1	0	37
13	BENZINGER, Grant	g	3-13	2-9	5-5	0	4	4	3	13	1	1	0	0	37
00	HALL, Jaylon		3-7	1-3	4-7	0	2	2	1	11	0	1	0	1	24
02	WINCHESTER, Everett		3-5	0-0	4-4	1	4	5	4	10	0	2	1	1	26
	Team					1	0	1							
	Totals		20-52	4-22	19-26	7	24	31	17	63	10	16	4	9	200

FG % 1st Half: 11-29 37.9% 2nd half: 9-23 39.1% Game: 20-52 38.5%
3FG % 1st Half: 2-11 18.2% 2nd half: 2-11 18.2% Game: 4-22 18.2%
FT % 1st Half: 7-8 87.5% 2nd half: 12-18 66.7% Game: 19-26 73.1%

Deadball Rebounds
2,2

Officials: Kevin O'Connell, Scott Siville, John Yorkovich
Technical fouls: Kent State-FREDERICK, Akiean. Wright State-LOVE, Loudon.
Attendance: 3448

Score by periods	1st	2nd	Total
Kent State	24	30	**54**
Wright State	31	32	**63**

Points	In Paint	Off T/O	2nd Chance	Fast Break	Bench
KENTST	20	13	6	2	16
WRSTM	30	18	6	0	21

Last FG - KENTST 2nd-00:22, WRSTM 2nd-03:01.
Largest lead - KENTST by 5 1st-18:45, WRSTM by 14 2nd-07:46.
KENTST led for 04:21. WRSTM led for 33:24. Game was tied for 01:44.

Score tied - 3 times.
Lead changed - 5 times.

GM #11: Northeastern 81, Kent State 69
Mon., Dec. 18, 2017 * Kent, Ohio

Northeastern 81 • 7-4

##	Player		Total FG-FGA	3-Ptr FG-FGA	FT-FTA	Rebounds Off	Def	Tot	PF	TP	A	TO	Blk	Stl	Min
01	Occeus, Shawn	f	5-13	2-7	4-4	0	2	2	3	16	6	1	0	3	33
30	Green, Anthony	c	0-0	0-0	0-0	1	0	1	3	0	1	2	0	0	9
04	Pusica, Vasa	g	4-8	1-2	12-14	0	3	3	3	21	5	6	0	1	37
14	Boursiquot, Maxime	g	2-3	0-1	1-2	0	2	2	2	5	0	1	0	0	11
22	Gresham, Donnell	g	2-5	1-4	2-2	0	4	4	0	7	1	1	0	0	31
02	Brace, Bolden		5-6	4-5	0-0	2	4	6	2	14	1	2	0	1	29
11	Miller, Jeremy		1-1	0-0	0-0	0	0	0	2	2	0	1	0	0	3
20	Begley, Devon		1-4	0-3	0-0	0	4	4	0	2	1	3	0	1	22
33	Murphy, Tomas		6-6	1-1	1-1	2	1	3	1	14	2	0	0	0	25
	Team					2	0	2				2			
	Totals		26-46	9-23	20-23	7	20	27	16	81	17	19	0	6	200

FG % 1st Half: 14-27 51.9% 2nd half: 12-19 63.2% Game: 26-46 56.5%
3FG % 1st Half: 2-13 15.4% 2nd half: 7-10 70.0% Game: 9-23 39.1%
FT % 1st Half: 8-8 100.0 2nd half: 12-15 80.0% Game: 20-23 87.0%

Deadball Rebounds
2

Kent State 69 • 5-6

##	Player		Total FG-FGA	3-Ptr FG-FGA	FT-FTA	Rebounds Off	Def	Tot	PF	TP	A	TO	Blk	Stl	Min
02	DULING, BJ	f	1-5	0-1	1-2	1	0	1	1	3	0	0	0	1	14
00	AVERY, Jalen	g	5-11	0-1	2-3	0	0	0	1	12	5	2	0	0	37
13	PETERSON, Mitch	g	2-5	0-2	0-0	0	6	6	0	4	1	1	0	2	37
23	WALKER, Jaylin	g	7-14	3-7	1-3	1	2	3	1	18	0	6	0	2	36
32	RIDENOUR, Desmond	g	2-3	0-0	2-2	1	1	2	5	6	1	3	0	0	19
01	DE LA ROSA, Adonis		2-4	0-0	2-3	2	2	4	4	6	1	3	0	1	20
03	FREDERICK, Akiean		1-2	0-1	0-1	1	0	1	3	2	0	1	1	0	11
15	BERNSTEIN, Ryan		0-0	0-0	0-0	0	0	0	2	0	0	0	0	0	2
55	ZABO, Kevin		6-7	3-3	3-3	0	3	3	4	18	1	2	0	3	24
	Team					1	0	1							
	Totals		26-51	6-15	11-17	7	14	21	21	69	9	18	1	9	200

FG % 1st Half: 11-24 45.8% 2nd half: 15-27 55.6% Game: 26-51 51.0%
3FG % 1st Half: 2-8 25.0% 2nd half: 4-7 57.1% Game: 6-15 40.0%
FT % 1st Half: 7-13 53.8% 2nd half: 4-4 100.0 Game: 11-17 64.7%

Deadball Rebounds
4

Officials: Chris Beaver, Larry Scirotto, Brian Dorsey
Technical fouls: Northeastern-None. Kent State-None.
Attendance: 1963

Score by periods	1st	2nd	Total
Northeastern	38	43	**81**
Kent State	31	38	**69**

Points	In Paint	Off T/O	2nd Chance	Fast Break	Bench
NU	32	25	8	4	32
KENTST	36	19	9	12	26

Last FG - NU 2nd-01:50, KENTST 2nd-00:38.
Largest lead - NU by 13 2nd-02:30, KENTST by 7 1st-17:00.
NU led for 28:41. KENTST led for 07:35. Game was tied for 03:44.

Score tied - 8 times.
Lead changed - 8 times.

GM #12: Kent State 79, Oregon State 78
Thu, Dec. 21, 2017 * Kent, Ohio

Oregon State 78 • 8-4

##	Player		Total FG-FGA	3-Ptr FG-FGA	FT-FTA	Rebounds Off	Def	Tot	PF	TP	A	TO	Blk	Stl	Min
03	Tinkle, Tres	f	7-13	2-5	9-9	2	7	9	2	25	0	2	0	3	39
12	Eubanks, Drew	f	2-6	0-0	6-9	4	1	5	5	10	0	3	0	0	29
01	Thompson Jr, Stephen	g	9-17	4-8	3-4	1	2	3	4	25	3	1	1	2	36
05	Thompson, Ethan	g	0-7	0-4	6-8	2	2	4	5	6	3	5	2	0	26
32	Berger, Seth	*	1-2	0-0	0-0	4	2	6	2	2	0	5	0	0	19
02	Stacy, Ronnie		2-3	0-1	1-5	0	2	2	4	5	0	1	0	0	19
04	Hollins, Alfred		1-2	0-1	0-0	0	1	1	2	2	0	0	0	0	9
11	Reichle, Zach		0-1	0-1	0-0	0	0	0	0	0	0	1	0	0	2
22	Smith, Xavier		0-0	0-0	0-0	0	0	0	0	0	0	0	0	0	0+
24	Manuel, Kendal		1-4	0-3	1-1	0	4	4	2	3	1	0	0	1	17
34	Kone, Ben		0-0	0-0	0-0	0	0	0	1	0	0	1	0	0	4
	Team					1	1	2							
	Totals		23-55	6-23	26-36	14	22	36	27	78	7	19	3	6	200

FG % 1st Half: 8-25 32.0% 2nd half: 15-30 50.0% Game: 23-55 41.8%
3FG % 1st Half: 1-14 7.1% 2nd half: 5-9 55.6% Game: 6-23 26.1%
FT % 1st Half: 11-14 78.6% 2nd half: 15-22 68.2% Game: 26-36 72.2%

Deadball Rebounds
3,2

Kent State 79 • 6-6

##	Player		Total FG-FGA	3-Ptr FG-FGA	FT-FTA	Rebounds Off	Def	Tot	PF	TP	A	TO	Blk	Stl	Min
03	FREDERICK, Akiean	f	1-1	0-0	1-2	3	1	4	5	3	0	3	0	0	18
01	DE LA ROSA, Adonis	c	2-3	0-0	2-2	1	6	7	5	6	0	2	1	0	18
00	AVERY, Jalen	g	5-8	4-6	3-4	0	0	0	0	17	3	1	0	1	34
13	PETERSON, Mitch	g	2-7	0-3	0-0	3	4	7	5	4	2	0	0	1	31
23	WALKER, Jaylin	g	5-19	2-10	13-14	2	3	5	1	25	3	2	1	3	37
02	DULING, BJ		0-1	0-1	0-0	0	1	1	2	0	0	1	0	0	5
05	PIPPEN, Danny		3-5	2-2	1-2	1	3	4	4	9	2	2	1	0	21
32	RIDENOUR, Desmond		1-3	0-0	1-4	0	5	5	2	3	1	0	0	0	15
55	ZABO, Kevin		3-9	2-3	4-4	0	1	1	3	12	3	4	0	2	21
	Team					2	0	2				1			
	Totals		22-56	10-25	25-32	12	24	36	27	79	14	16	3	7	200

FG % 1st Half: 8-28 28.6% 2nd half: 14-28 50.0% Game: 22-56 39.3%
3FG % 1st Half: 5-13 38.5% 2nd half: 5-12 41.7% Game: 10-25 40.0%
FT % 1st Half: 6-8 75.0% 2nd half: 19-24 79.2% Game: 25-32 78.1%

Deadball Rebounds
5,1

Officials: Darryl Smith, Glenn Mayborg, Kevin O'Connell
Technical fouls: Oregon State-None. Kent State-None.
Attendance: 3279

Score by periods	1st	2nd	Total
Oregon State	28	50	**78**
Kent State	27	52	**79**

Points	In Paint	Off T/O	2nd Chance	Fast Break	Bench
OSU	30	17	10	8	10
KENTST	24	11	10	10	24

Last FG - OSU 2nd-00:00, KENTST 2nd-01:27.
Largest lead - OSU by 7 1st-02:56, KENTST by 9 2nd-01:27.
OSU led for 15:39. KENTST led for 21:38. Game was tied for 02:43.

Score tied - 7 times.
Lead changed - 11 times.

GM #13: Kent State 68, Albany 78
Thu., Dec. 28, 2017 * Albany, N.Y.

Kent State 68 • 6-7

##	Player		Total FG-FGA	3-Ptr FG-FGA	FT-FTA	Rebounds Off	Def	Tot	PF	TP	A	TO	Blk	Stl	Min
03	FREDERICK, Akiean	f	1-1	0-0	0-0	0	2	2	5	2	2	1	1	0	13
01	DE LA ROSA, Adonis	c	8-11	0-0	2-3	3	5	8	4	18	0	3	0	0	34
00	AVERY, Jalen	g	1-7	0-3	0-0	0	1	1	0	2	5	0	0	1	38
23	WALKER, Jaylin	g	8-27	2-10	2-4	3	3	6	3	20	3	3	0	2	36
55	ZABO, Kevin	g	3-5	1-3	3-4	1	0	1	5	10	1	1	0	1	28
02	DULING, BJ		0-3	0-1	0-0	2	1	3	2	0	0	1	0	0	14
05	PIPPEN, Danny		2-8	0-3	0-0	4	2	6	3	4	1	0	0	0	16
15	BERNSTEIN, Ryan		1-1	0-0	0-0	1	0	1	0	2	0	0	0	0	2
32	RIDENOUR, Desmond		4-5	0-0	2-2	3	1	4	3	10	1	2	1	0	19
	Team					2	1	3							
	Totals		28-68	3-20	9-13	19	16	35	25	68	13	11	2	4	200

FG % 1st Half: 13-32 40.6% 2nd half: 15-36 41.7% Game: 28-68 41.2%
3FG % 1st Half: 2-11 18.2% 2nd half: 1-9 11.1% Game: 3-20 15.0%
FT % 1st Half: 1-2 50.0% 2nd half: 8-11 72.7% Game: 9-13 69.2%

Deadball Rebounds 2

UAlbany 78 • 12-3

##	Player		Total FG-FGA	3-Ptr FG-FGA	FT-FTA	Rebounds Off	Def	Tot	PF	TP	A	TO	Blk	Stl	Min
12	CAMPBELL,Devonte	f	1-2	1-2	8-10	1	1	2	1	11	1	1	0	1	36
30	CHARLES,Travis	f	8-12	0-0	3-5	3	6	9	2	19	5	1	2	1	39
43	STIRE,Greig	f	1-1	0-0	1-2	0	3	3	4	3	1	0	0	0	19
13	NICHOLS,David	g	4-12	3-7	4-5	0	1	1	3	15	3	4	1	0	36
24	CREMO,Joe	g	4-9	1-4	5-6	0	2	2	2	14	9	4	0	1	37
02	CLARK,Ahmad		2-6	2-5	2-2	0	1	1	2	8	1	1	0	0	11
34	FOSTER,Alex		3-4	0-0	2-2	4	5	9	4	8	0	0	1	1	22
	Team					1	4	5							
	Totals		23-46	7-18	25-32	9	23	32	18	78	20	11	4	4	200

FG % 1st Half: 10-23 43.5% 2nd half: 13-23 56.5% Game: 23-46 50.0%
3FG % 1st Half: 3-8 37.5% 2nd half: 4-10 40.0% Game: 7-18 38.9%
FT % 1st Half: 6-8 75.0% 2nd half: 19-24 79.2% Game: 25-32 78.1%

Deadball Rebounds 5

Officials: Rob Riley, Edwin Young, Earl Walton
Technical fouls: Kent State-None. UAlbany-FOSTER,Alex.
Attendance: 2579

Score by periods	1st	2nd	Total
Kent State	29	39	**68**
UAlbany	29	49	**78**

Points	In Paint	Off T/O	2nd Chance	Fast Break	Bench
KENTST	38	13	17	4	16
ALBANY	26	13	13	2	16

Last FG - KENTST 2nd-00:10, ALBANYM 2nd-01:02.
Largest lead - KENTST by 5 1st-17:00, ALBANYM by 16 2nd-07:08.
KENTST led for 10:30. ALBANYM led for 22:20. Game was tied for 07:10.

Score tied - 8 times.
Lead changed - 7 times.

GM #14: Northern Illinois 75, Kent State 61
Tue., Jan. 2, 2018 * DeKalb, Ill.

Kent State 61 • 6-8, 0-1 MAC

##	Player		Total FG-FGA	3-Ptr FG-FGA	FT-FTA	Rebounds Off	Def	Tot	PF	TP	A	TO	Blk	Stl	Min
03	FREDERICK, Akiean	f	2-4	0-1	0-0	1	3	4	5	4	0	2	1	0	22
01	DE LA ROSA, Adonis	c	2-3	0-0	0-2	3	5	8	3	4	1	2	0	2	30
00	AVERY, Jalen	g	3-10	1-5	0-0	0	0	0	4	7	3	0	0	1	31
23	WALKER, Jaylin	g	5-17	1-10	7-8	3	1	4	3	18	2	3	0	2	36
55	ZABO, Kevin	g	5-14	2-7	5-5	1	2	3	1	17	0	2	1	0	34
02	DULING, BJ		2-4	0-0	1-3	2	0	2	5	5	0	1	0	0	18
05	PIPPEN, Danny		2-3	0-0	0-0	0	4	4	1	4	1	2	1	0	11
13	PETERSON, Mitch		0-2	0-2	0-0	0	0	0	0	0	0	0	0	0	4
15	BERNSTEIN, Ryan		0-0	0-0	0-0	0	0	0	1	0	0	0	0	0	1
32	RIDENOUR, Desmond		1-2	0-0	0-0	1	1	2	0	2	0	1	0	2	12
33	NWANKWO, Jonathan		0-0	0-0	0-0	0	0	0	0	0	0	0	0	0	1
	Team					3	2	5							
	Totals		22-59	4-25	13-18	14	18	32	23	61	7	13	3	7	200

FG % 1st Half: 12-32 37.5% 2nd half: 10-27 37.0% Game: 22-59 37.3%
3FG % 1st Half: 3-14 21.4% 2nd half: 1-11 9.1% Game: 4-25 16.0%
FT % 1st Half: 5-8 62.5% 2nd half: 8-10 80.0% Game: 13-18 72.2%

Deadball Rebounds 1

Northern Illinois 75 • 8-6, 1-0 MAC

##	Player		Total FG-FGA	3-Ptr FG-FGA	FT-FTA	Rebounds Off	Def	Tot	PF	TP	A	TO	Blk	Stl	Min
04	JAMES, Lacey	f	1-5	0-0	3-4	1	5	6	1	5	1	2	0	5	28
42	BRADLEY, Levi	f	5-10	1-4	14-14	6	8	14	3	25	4	1	1	0	33
00	THORPE, Dante	g	8-12	1-3	0-0	2	0	2	4	17	2	3	0	0	30
02	DAOW, Gairges	g	0-1	0-0	2-2	1	0	1	3	2	0	1	0	0	19
10	GERMAN, Eugene	g	7-17	2-5	4-6	1	6	7	1	20	1	4	0	1	35
05	THOMAS, Justin		1-4	0-1	0-0	0	2	2	2	2	1	0	0	0	25
11	McCARTY, Noah		1-4	0-2	0-0	3	2	5	2	2	0	1	0	0	13
12	DEMOGERONTAS, A.		1-2	0-0	0-0	1	1	2	2	2	0	0	0	0	6
22	HENRY-HAYES, Rod		0-0	0-0	0-0	0	0	0	0	0	0	0	0	0	4
25	WOODS, Brennen		0-0	0-0	0-0	0	0	0	0	0	0	0	0	0	1
33	HAMILTON, Owen		0-0	0-0	0-0	0	0	0	1	0	0	0	0	0	5
55	DANOWSKI, Brandon		0-0	0-0	0-0	0	0	0	0	0	0	0	0	0	1
	Team					0	3	3							
	Totals		24-55	4-15	23-26	15	27	42	19	75	9	12	1	6	200

FG % 1st Half: 10-28 35.7% 2nd half: 14-27 51.9% Game: 24-55 43.6%
3FG % 1st Half: 2-8 25.0% 2nd half: 2-7 28.6% Game: 4-15 26.7%
FT % 1st Half: 11-11 100.0 2nd half: 12-15 80.0% Game: 23-26 88.5%

Deadball Rebounds 1

Officials: Todd Williams, John Floyd, Lewis Garrison
Technical fouls: Kent State-None. Northern Illinois-None.
Attendance: 918

Score by periods	1st	2nd	Total
Kent State	32	29	**61**
Northern Illinois	33	42	**75**

Points	In Paint	Off T/O	2nd Chance	Fast Break	Bench
KENTST	35	13	18	7	11
NIU	34	18	23	8	6

Last FG - KENTST 2nd-00:37, NIU 2nd-00:11.
Largest lead - KENTST by 6 1st-02:51, NIU by 15 2nd-01:29.
KENTST led for 20:52. NIU led for 15:31. Game was tied for 03:37.

Score tied - 7 times.
Lead changed - 14 times.

GM #15: Kent State 85, Central Michigan 69
Sat., Jan. 6, 2018 * Kent, Ohio

Central Michigan 69 • 12-3, 1-1 MAC

##	Player		Total FG-FGA	3-Ptr FG-FGA	FT-FTA	Rebounds Off	Def	Tot	PF	TP	A	TO	Blk	Stl	Min
14	DiLEO, David	f	3-9	1-6	2-4	3	0	3	2	9	2	0	0	0	34
21	WILLIAMS, Cecil	f	2-6	0-1	0-0	0	3	3	5	4	0	5	2	2	24
24	MEYER, Luke	f	4-11	3-6	4-4	3	4	7	2	15	4	0	1	0	31
02	ROUNDTREE, Shawn	g	2-9	0-2	0-0	1	0	1	3	4	2	5	0	0	29
12	KOZINSKI, Josh	g	4-10	4-10	0-0	0	3	3	3	12	1	1	0	0	23
00	PEPPERS, Gavin		2-6	0-1	0-0	0	1	1	1	4	0	1	0	0	11
01	REDMAN, Corey		0-0	0-0	0-0	0	1	1	0	0	0	0	0	0	2
11	NWOKO, Innocent		0-0	0-0	0-0	0	0	0	0	0	0	0	0	0	3
15	SMITH, Matty		1-2	0-0	0-0	0	0	0	3	2	1	2	0	0	12
20	McKAY, Kevin		5-10	1-2	0-0	2	3	5	2	11	0	2	1	2	21
22	BEACHLER, Matt		2-2	2-2	0-0	0	0	0	1	6	0	0	0	1	9
25	ERVIN, Austin		0-1	0-1	0-0	0	0	0	0	0	0	0	0	0	0+
35	McCARTY, John		1-1	0-0	0-0	1	0	1	0	2	0	0	0	0	1
	Team					2	5	7							
	Totals		26-67	11-31	6-8	12	20	32	22	69	10	16	4	5	200

FG % 1st Half: 13-29 44.8% 2nd half: 13-38 34.2% Game: 26-67 38.8%
3FG % 1st Half: 4-11 36.4% 2nd half: 7-20 35.0% Game: 11-31 35.5%
FT % 1st Half: 0-0 0.0% 2nd half: 6-8 75.0% Game: 6-8 75.0%

Deadball Rebounds 1,1

Kent State 85 • 7-8, 1-1 MAC

##	Player		Total FG-FGA	3-Ptr FG-FGA	FT-FTA	Rebounds Off	Def	Tot	PF	TP	A	TO	Blk	Stl	Min
05	PIPPEN, Danny	f	0-1	0-1	0-0	0	2	2	3	0	1	1	2	0	20
01	DE LA ROSA, Adonis	c	9-13	0-0	6-9	6	8	14	2	24	1	3	0	0	37
00	AVERY, Jalen	g	4-10	2-7	2-3	0	4	4	0	12	3	0	0	2	39
23	WALKER, Jaylin	g	7-13	6-9	6-7	2	2	4	0	26	5	4	0	2	38
55	ZABO, Kevin	g	6-11	1-3	4-5	0	2	2	3	17	4	2	0	0	32
02	DULING, BJ		1-4	1-1	0-0	0	7	7	3	3	0	1	1	1	19
03	FREDERICK, Akiean		0-0	0-0	0-0	0	0	0	0	0	0	0	0	0	0+
13	PETERSON, Mitch		1-5	1-5	0-0	0	2	2	1	3	1	1	0	1	12
15	BERNSTEIN, Ryan		0-0	0-0	0-0	0	0	0	0	0	0	0	0	0	0+
32	RIDENOUR, Desmond		0-0	0-0	0-0	0	1	1	0	0	0	1	0	0	3
33	NWANKWO, Jonathan		0-0	0-0	0-0	0	0	0	0	0	0	0	0	0	0+
	Team					0	1	1				2			
	Totals		28-57	11-26	18-24	8	29	37	12	85	15	15	3	6	200

FG % 1st Half: 18-30 60.0% 2nd half: 10-27 37.0% Game: 28-57 49.1%
3FG % 1st Half: 8-16 50.0% 2nd half: 3-10 30.0% Game: 11-26 42.3%
FT % 1st Half: 2-2 100.0 2nd half: 16-22 72.7% Game: 18-24 75.0%

Deadball Rebounds 6,1

Officials:
Technical fouls: Central Michigan-None. Kent State-None.
Attendance: 2217

Score by periods	1st	2nd	Total
Central Michigan	30	39	**69**
Kent State	46	39	**85**

GM #16: Miami 80, Kent State 69
Tues., Jan. 9, 2018 * Oxford, Ohio

Kent State 69 • 7-9; 1-2 MAC

##	Player		Total FG-FGA	3-Ptr FG-FGA	FT-FTA	Rebounds Off	Def	Tot	PF	TP	A	TO	Blk	Stl	Min
05	PIPPEN, Danny	f	3-7	0-2	0-0	1	6	7	4	6	1	1	2	0	24
01	DE LA ROSA, Adonis	c	4-10	0-0	8-10	4	3	7	4	16	0	3	0	1	28
00	AVERY, Jalen	g	5-8	2-5	0-0	1	2	3	0	12	2	0	0	1	37
23	WALKER, Jaylin	g	2-8	1-5	0-0	0	3	3	0	5	0	1	0	1	13
55	ZABO, Kevin	g	4-15	1-4	2-2	2	0	2	3	11	0	2	0	2	29
02	DULING, BJ		2-7	1-2	1-3	1	3	4	1	6	2	0	1	0	18
13	PETERSON, Mitch		2-2	0-0	3-4	0	3	3	1	7	1	0	0	3	17
15	BERNSTEIN, Ryan		0-0	0-0	0-0	0	1	1	1	0	1	0	0	0	10
32	RIDENOUR, Desmond		3-4	0-0	0-0	0	2	2	5	6	2	2	1	0	24
	Team					1	0	1							
	Totals		25-61	5-18	14-19	10	23	33	19	69	9	9	4	8	200

FG % 1st Half: 9-30 30.0% 2nd half: 16-31 51.6% Game: 25-61 41.0%
3FG % 1st Half: 3-12 25.0% 2nd half: 2-6 33.3% Game: 5-18 27.8%
FT % 1st Half: 4-5 80.0% 2nd half: 10-14 71.4% Game: 14-19 73.7%

Deadball Rebounds 4

Miami 80 • 9-7; 2-1 MAC

##	Player		Total FG-FGA	3-Ptr FG-FGA	FT-FTA	Rebounds Off	Def	Tot	PF	TP	A	TO	Blk	Stl	Min
11	McLANE, Logan	f	3-5	1-1	0-0	2	7	9	4	7	0	2	0	1	18
20	BROWN, Dalonte	f	3-7	0-1	2-4	1	2	3	3	8	0	0	0	0	12
01	SIBANDE, Nike	g	6-17	3-10	2-5	3	3	6	3	17	2	1	1	2	30
03	ADAWAY, Jalen	g	2-4	0-2	5-6	1	3	4	2	9	0	2	0	1	33
12	RINGO, Darrian	g	7-9	2-2	0-1	0	2	2	0	16	7	4	0	1	33
00	HARPER, Darius		0-1	0-0	0-0	0	0	0	3	0	0	1	0	0	5
02	MILLS, Rod		3-5	1-3	1-2	1	6	7	1	8	4	2	1	1	26
04	COLEMAN-LANDS,Isaia		1-2	1-2	1-2	0	0	0	2	4	2	0	0	0	12
05	AYAH, Precious		0-0	0-0	0-0	0	0	0	1	0	0	0	0	0	0+
13	WRIGHT, Jake		1-2	1-2	0-0	0	0	0	0	3	1	0	0	0	14
14	BOWMAN, Bam		3-4	1-2	1-2	0	3	3	3	8	0	1	1	0	17
	Team					1	0	1							
	Totals		29-56	10-25	12-22	9	26	35	22	80	16	13	3	6	200

FG % 1st Half: 20-37 54.1% 2nd half: 9-19 47.4% Game: 29-56 51.8%
3FG % 1st Half: 7-16 43.8% 2nd half: 3-9 33.3% Game: 10-25 40.0%
FT % 1st Half: 1-4 25.0% 2nd half: 11-18 61.1% Game: 12-22 54.5%

Deadball Rebounds 5,1

Officials: Lewis Garrison, Ron Tyburski, Bret Wegenke
Technical fouls: Kent State-None. Miami-None.
Attendance: 884

Score by periods	1st	2nd	Total
Kent State	25	44	**69**
Miami	48	32	**80**

GM #17: Kent State 70, Ohio 69
Fri., Jan. 12, 2018 * Kent, Ohio

Ohio 69 • 8-8, 1-3 MAC

##	Player		Total FG-FGA	3-Ptr FG-FGA	FT-FTA	Rebounds Off	Def	Tot	PF	TP	A	TO	Blk	Stl	Min
22	BLOCK, Gavin	f	4-6	2-4	0-1	0	2	2	1	10	2	1	1	1	29
45	TAYLOR, Doug	f	1-1	0-0	2-4	1	3	4	4	4	1	1	2	1	16
04	KIRK, Teyvion	g	6-12	1-1	4-4	2	5	7	2	17	2	2	0	2	33
24	LASTER, Mike	g	4-14	3-7	0-0	0	2	2	4	11	2	3	0	0	34
35	DARTIS, Jordan	g	3-8	2-6	2-2	0	4	4	2	10	5	2	0	0	36
00	BUTLER, Zach		3-3	1-1	2-2	0	2	2	0	9	2	2	0	0	17
03	GOLLON, James		0-1	0-0	0-0	0	3	3	1	0	0	0	0	0	8
23	MICKLE, Kevin		4-8	0-0	0-0	1	2	3	4	8	1	1	0	1	21
44	GARERI, A.J.		0-0	0-0	0-0	0	2	2	0	0	0	1	0	0	6
	Team					1	1	2				1			
	Totals		25-53	9-19	10-13	5	26	31	18	69	15	14	3	5	200

FG % 1st Half:	12-26	46.2%	2nd half:	13-27	48.1%	Game: 25-53 47.2%
3FG % 1st Half:	2-9	22.2%	2nd half:	7-10	70.0%	Game: 9-19 47.4%
FT % 1st Half:	5-7	71.4%	2nd half:	5-6	83.3%	Game: 10-13 76.9%

Deadball Rebounds
2,1

Kent State 70 • 8-9, 2-2 MAC

##	Player		Total FG-FGA	3-Ptr FG-FGA	FT-FTA	Rebounds Off	Def	Tot	PF	TP	A	TO	Blk	Stl	Min
05	PIPPEN, Danny	f	0-4	0-2	1-2	2	1	3	3	1	1	0	0	0	9
01	DE LA ROSA, Adonis	c	4-8	0-0	0-0	1	2	3	3	8	1	4	0	0	24
00	AVERY, Jalen	g	0-3	0-2	3-3	1	3	4	1	3	2	0	0	2	34
13	PETERSON, Mitch	g	1-5	1-3	1-3	2	4	6	0	4	0	1	1	0	28
55	ZABO, Kevin	g	8-15	4-7	4-9	1	5	6	2	24	1	2	0	1	33
02	DULING, BJ		1-1	1-1	2-2	0	1	1	1	5	1	1	0	0	11
03	FREDERICK, Akiean		1-1	0-0	0-0	0	3	3	2	2	0	0	0	0	11
23	WALKER, Jaylin		6-13	2-3	1-4	0	5	5	2	15	0	0	0	1	28
32	RIDENOUR, Desmond		4-6	0-0	0-0	1	0	1	0	8	1	2	0	0	22
	Team					1	0	1							
	Totals		25-56	8-18	12-23	9	24	33	14	70	7	10	1	4	200

FG % 1st Half:	13-29	44.8%	2nd half:	12-27	44.4%	Game: 25-56 44.6%
3FG % 1st Half:	5-10	50.0%	2nd half:	3-8	37.5%	Game: 8-18 44.4%
FT % 1st Half:	9-12	75.0%	2nd half:	3-11	27.3%	Game: 12-23 52.2%

Deadball Rebounds
6

Officials: Terry Wymer, Kevin O'Connell, Bryan Anslinger
Technical fouls: Ohio-None. Kent State-DE LA ROSA, Adonis.
Attendance: 2114

Score by periods	1st	2nd	Total
Ohio	31	38	**69**
Kent State	40	30	**70**

Points	In Paint	Off T/O	2nd Chance	Fast Break	Bench
OHIO	26	16	4	6	17
KENTST	26	14	6	12	30

Last FG - OHIO 2nd-02:01, KENTST 2nd-00:21.
Largest lead - OHIO by 7 1st-12:15, KENTST by 12 2nd-13:53.
OHIO led for 11:58. KENTST led for 24:27. Game was tied for 03:31.

Score tied - 4 times.
Lead changed - 6 times.

GM #18: Kent State 73, Western Michigan 71
Tues., Jan. 16, 2018 * Kent, Ohio

Western Michigan 71 • 11-7, 3-2 MAC

##	Player		Total FG-FGA	3-Ptr FG-FGA	FT-FTA	Rebounds Off	Def	Tot	PF	TP	A	TO	Blk	Stl	Min
03	DAVIS, Josh	f	5-9	0-3	6-8	2	4	6	2	16	2	2	2	1	35
35	JOHNSON, Brandon	f	5-9	0-0	4-6	2	4	6	3	14	0	3	1	1	30
42	LAMONT, Drake	c	2-5	0-0	1-2	1	1	2	2	5	2	0	1	0	20
00	MOORE, Bryce	g	1-5	1-5	3-3	0	3	3	0	6	1	2	0	1	34
10	WILDER, Thomas	g	4-10	1-3	1-4	0	1	1	2	10	2	2	0	0	30
01	FLOWERS, Michael		2-4	0-2	1-1	0	2	2	0	5	1	0	0	0	13
04	PRINTY, Jared		0-1	0-0	0-0	0	0	0	0	0	0	0	0	0	4
23	JONES, Reggie		5-9	1-4	0-0	1	6	7	1	11	1	2	0	2	27
50	DUGAN, Seth		2-3	0-0	0-0	1	1	2	2	4	0	0	0	2	7
	Team					1	3	4							
	Totals		26-55	3-17	16-24	8	25	33	12	71	9	11	4	7	200

FG % 1st Half:	15-32	46.9%	2nd half:	11-23	47.8%	Game: 26-55 47.3%
3FG % 1st Half:	2-9	22.2%	2nd half:	1-8	12.5%	Game: 3-17 17.6%
FT % 1st Half:	1-3	33.3%	2nd half:	15-21	71.4%	Game: 16-24 66.7%

Deadball Rebounds
4,2

Kent State 73 • 9-9, 3-2 MAC

##	Player		Total FG-FGA	3-Ptr FG-FGA	FT-FTA	Rebounds Off	Def	Tot	PF	TP	A	TO	Blk	Stl	Min
05	PIPPEN, Danny	f	6-9	4-5	0-0	3	1	4	3	16	0	0	0	0	23
01	DE LA ROSA, Adonis	c	5-12	0-0	1-1	3	9	12	5	11	0	3	0	0	27
00	AVERY, Jalen	g	1-8	1-2	0-0	0	2	2	0	3	9	3	0	1	30
13	PETERSON, Mitch	g	3-5	1-3	0-0	2	4	6	1	7	1	0	0	1	29
55	ZABO, Kevin	g	8-17	5-7	2-2	1	3	4	3	23	4	3	0	3	33
02	DULING, BJ		1-4	0-1	1-2	0	0	0	2	3	0	0	1	0	14
23	WALKER, Jaylin		3-9	2-5	2-2	1	2	3	1	10	0	4	0	0	29
32	RIDENOUR, Desmond		0-1	0-0	0-0	0	1	1	0	0	1	1	0	0	15
	Team					1	1	2							
	Totals		27-65	13-23	6-7	11	23	34	15	73	15	14	1	5	200

FG % 1st Half:	16-31	51.6%	2nd half:	11-34	32.4%	Game: 27-65 41.5%
3FG % 1st Half:	8-11	72.7%	2nd half:	5-12	41.7%	Game: 13-23 56.5%
FT % 1st Half:	5-5	100.0	2nd half:	1-2	50.0%	Game: 6-7 85.7%

Deadball Rebounds
1,2

Officials: Terry Wymer, Steve McJunkins, Todd Williams
Technical fouls: Western Michigan-None. Kent State-None.
Attendance: 2585

Score by periods	1st	2nd	Total
Western Michigan	33	38	**71**
Kent State	45	28	**73**

Points	In Paint	Off T/O	2nd Chance	Fast Break	Bench
WMU	36	19	14	13	20
KENTST	22	11	14	4	13

Last FG - WMU 2nd-00:07, KENTST 2nd-00:01.
Largest lead - WMU by 3 1st-17:32, KENTST by 18 1st-03:46.
WMU led for 03:43. KENTST led for 34:11. Game was tied for 02:06.

Score tied - 4 times.
Lead changed - 3 times.

The 2017-18 Kent State Men's Basketball Media Chart

0

JALEN AVERY
6-0 • 186 • G • Jr.
Covington, Ky. / Shroder H.S.

1

ADONIS DE LA ROSA
7-0 • 263 • C • Jr.
Bronx, N.Y. / Williston State [N.D]

2

BJ DULING
6-7 • 235 • F • Fr.
Newark, Ohio / Newark HS

3

AKIEAN FREDERICK
6-9 • 231 • F • Jr.
Columbus, Ohio / Sinclair CC

4

TAISHAUN JOHNSON
6-0 • 175 • G • Jr.
Indianapolis, Ind. / South Alabama

5

DANNY PIPPEN
6-9 • 222 • F • So.
Detroit, Mich. / Allen Academy

11

KAIN HARRIS
6-4 • 200 • G • Jr.
Chicago, Ill. / Tulane

13

MITCH PETERSON
6-5 • 199 • G • So.
Richfield, Ohio / Walsh Jesuit H.S.

14

CHRIS JOHNSON
6-6 • 207 • F • So.
Chicago, Ill. / Malone

15

RYAN BERNSTEIN
6-0 • 180 • G • Jr.
Bronx, N.Y. / Maine

23

JAYLIN WALKER
6-1 • 187 • G • Jr.
Inkster, Mich. / Romulus H.S.

25

PHILIP WHITTINGTON
6-8 • 227 • F • Jr.
Columbus, Ga. / USC Upstate



32

DESMOND RIDENOUR
6-3 • 195 • G • Sr.
Cleveland, Ohio / Duquesne

33

JONATHAN NWANKWO
6-9 • 235 • F • So.
Bronx, N.Y. / College of Southern Idaho

55

KEVIN ZABO
6-2 • 183 • G • Jr.
Gatineau, Quebec / Indian Hills C.C. [Iowa]

The 2017-18 Golden Flashes

Jalen AVERY

- Position: G
- Height: 6-0
- Class: Junior
- Hometown: Covington, Ky.
- Previous School: Shroder H.S.

#0

Game-By-Game Statistics

#00 AVERY, Jalen

				Total		3-Pointers		Free throws		Rebounds												
Opponent	Date	gs	min	fg-fga	pct	3fg-fga	pct	ft-fta	pct	off	def	tot	avg	pf	a	t/o	blk	stl	pts	avg
vs Youngstown State	11/11/17	*	27	4-9	.444	0-2	.000	6-6	1.000	2	6	8	8.0	1	5	0	0	2	14	14.0
OHIO CHRISTIAN	11/16/17	*	23	3-6	.500	1-3	.333	0-1	.000	2	0	2	5.0	0	2	0	0	1	7	10.5
MISSISSIPPI VALLEY STA	11/19/17	*	33	2-5	.400	1-4	.250	0-0	.000	0	4	4	4.7	0	10	0	0	0	5	8.7
SOUTHEASTERN LOUISI	11/21/17	*	33	0-6	.000	0-4	.000	2-2	1.000	1	3	4	4.5	1	5	1	0	0	2	7.0
vs Valparaiso	11/24/17	*	27	2-5	.400	1-3	.333	1-2	.500	0	0	0	3.6	0	2	1	0	0	6	6.8
vs Loyola Chicago	11/25/17	*	22	1-6	.167	1-3	.333	0-0	.000	0	0	0	3.0	1	5	0	0	1	3	6.2
at Norfolk State	11/29/17	*	37	6-9	.667	3-4	.750	3-4	.750	1	4	5	3.3	0	4	3	0	0	18	7.9
CLEVELAND STATE	12/2/17	*	36	5-11	.455	3-8	.375	2-2	1.000	0	1	1	3.0	1	3	0	0	0	15	8.8
at Xavier	12/06/17	*	36	5-9	.556	1-3	.333	2-2	1.000	0	3	3	3.0	1	5	1	0	0	13	9.2
at Wright State	12/9/17	*	33	6-13	.462	2-3	.667	3-3	1.000	1	0	1	2.8	0	2	0	0	1	17	10.0
NORTHEASTERN	12/18/17	*	37	5-11	.455	0-1	.000	2-3	.667	0	0	0	2.5	1	5	2	0	0	12	10.2
OREGON STATE	12/21/17	*	34	5-8	.625	4-6	.667	3-4	.750	0	0	0	2.3	0	3	1	0	1	17	10.8
at UAlbany	12/28/17	*	38	1-7	.143	0-3	.000	0-0	.000	0	1	1	2.2	0	5	0	0	1	2	10.1
at Northern Illinois	01/02/18	*	31	3-10	.300	1-5	.200	0-0	.000	0	0	0	2.1	4	3	0	0	1	7	9.9
CENTRAL MICHIGAN	01/06/18	*	39	4-10	.400	2-7	.286	2-3	.667	0	4	4	2.2	0	3	0	0	2	12	10.0
at Miami	1/9/18	*	37	5-8	.625	2-5	.400	0-0	.000	1	2	3	2.3	0	2	0	0	1	12	10.1
OHIO	01/12/18	*	34	0-3	.000	0-2	.000	3-3	1.000	1	3	4	2.4	1	2	0	0	2	3	9.7
WESTERN MICHIGAN	01/16/18	*	30	1-8	.125	1-2	.500	0-0	.000	0	2	2	2.3	0	9	3	0	1	3	9.3
Totals		18	587	58-144	.403	23-68	.338	29-35	.829	9	33	42	2.3	11	75	12	0	14	168	9.3

Games played: 18
Minutes/game: 32.6
Points/game: 9.3
FG Pct: 40.3
3FG Pct: 33.8
FT Pct: 82.9

Rebounds/game: 2.3
Assists/game: 4.2
Turnovers/game: 0.7
Assist/turnover ratio: 6.3
Steals/game: 0.8

Season Highs

Points: 18, Norfolk State -- 11/29/17
Rebounds: 8, Youngstown State -- 11/11/17
Assists: 10, Mississippi Valley State -- 11/19/17
Steals: 2, Youngstown State -- 11/11/17
Blocks:
FG made: 6, 2x, most recent Wright State -- 12/9/17
FG attempts: 11, Northeastern -- 12/18/17
3FG made: 4, Oregon State- 12/21/17
3FG attempts: 8, Cleveland State- 12/2/17
FT made: 6, Youngstown State -- 11/11/17
FT attempts: 6, Youngstown State -- 11/11/17

Career Highs

Points: 24, Central Michigan -- 03/06/17
Rebounds: 8, vs Youngstown State -- 11/11/17
Assists: 10 [1st], Mississippi Valley State -- 11/19/17
Steals: 2, 5 times
FG made: 6, Central Michigan -- 03/06/17; at Norfolk State -- 11/29/17; at Wright State --
FG attempts: 13, at Wright State -- 12/9/17
3FG made: 5 [t-5th], Central Michigan -- 03/06/17
3FG attempts: 8, Cleveland State -- 12/2/17
FT made: 7, Central Michigan -- 03/06/17
FT attempts: 8, Central Michigan -- 03/06/17

Miscellanous Statistics

	Season	Career
20+ Points		1
Double Digit Scoring	8	13
Led Team in Scoring	1	1
Led Team in Assists	14	27
Led Team in Steals	3	8
Led Team in Rebounds	1	1

Career Statistics

			Total		3-Point		F-Throws		Rebounds										Scoring	
Season	gp-gs	min/avg	fg-fga	pct	fg-fga	pct	ft-fta	pct	off	def	tot	avg	pf	fo	ast	to	blk	stl	pts	avg
2015-16	28-0	241/8.6	9-37	.243	3-19	.158	3-5	.600	2	13	15	0.5	16	0	28	12	1	8	24	0.9
2016-17	35-25	850/24.3	51-139	.367	33-85	.388	45-57	.789	14	53	67	1.9	23	0	77	20	0	15	180	5.1
2017-18	18-18	587/32.6	58-144	.403	23-68	.338	29-35	.829	9	33	42	2.3	11	0	75	12	0	14	168	9.3
TOTAL	81-43	1678/20.7	118-320	.369	59-172	.343	77-97	.794	25	99	124	1.5	50	0	180	44	1	37	372	4.6

The 2017-18 Golden Flashes

Adonis DE LA ROSA

#1

- Position: C
- Height: 7-0
- Class: Junior
- Hometown: Bronx, N.Y.
- Previous School: Williston State [N.D]

Game-By-Game Statistics

#01 DE LA ROSA, Adonis

Opponent	Date	gs	min	Total fg-fga	Total pct	3-Pointers 3fg-fga	3-Pointers pct	Free throws ft-fta	Free throws pct	Rebounds off	Rebounds def	Rebounds tot	Rebounds avg	pf	a	t/o	blk	stl	pts	avg
vs Youngstown State	11/11/17	*	13	9-10	.900	0-0	.000	2-3	.667	5	3	8	8.0	3	0	1	1	0	20	20.0
OHIO CHRISTIAN	11/16/17	*	20	5-9	.556	0-0	.000	4-6	.667	5	7	12	10.0	1	1	2	0	0	14	17.0
MISSISSIPPI VALLEY STA	11/19/17	*	20	3-3	1.000	0-0	.000	8-8	1.000	4	6	10	10.0	3	2	4	1	0	14	16.0
SOUTHEASTERN LOUISI	11/21/17	*	22	2-6	.333	0-0	.000	6-6	1.000	4	2	6	9.0	1	1	2	1	0	10	14.5
vs Valparaiso	11/24/17	*	22	3-3	1.000	0-0	.000	4-4	1.000	2	5	7	8.6	4	0	6	0	2	10	13.6
vs Loyola Chicago	11/25/17	*	19	3-5	.600	0-0	.000	4-6	.667	1	3	4	7.8	5	1	5	0	1	10	13.0
at Norfolk State	11/29/17		26	3-7	.429	0-0	.000	13-14	.929	4	6	10	8.1	5	0	4	3	0	19	13.9
CLEVELAND STATE	12/2/17	*	24	6-10	.600	0-0	.000	4-5	.800	4	3	7	8.0	3	3	2	0	1	16	14.1
at Xavier	12/06/17	*	19	1-4	.250	0-0	.000	0-0	.000	0	3	3	7.4	5	0	4	1	0	2	12.8
at Wright State	12/9/17	*	14	1-2	.500	0-0	.000	0-0	.000	3	2	5	7.2	5	2	3	0	0	2	11.7
NORTHEASTERN	12/18/17		20	2-4	.500	0-0	.000	2-3	.667	2	2	4	6.9	4	1	3	0	1	6	11.2
OREGON STATE	12/21/17	*	18	2-3	.667	0-0	.000	2-2	1.000	1	6	7	6.9	5	0	2	1	0	6	10.8
at UAlbany	12/28/17	*	34	8-11	.727	0-0	.000	2-3	.667	3	5	8	7.0	4	0	3	0	0	18	11.3
at Northern Illinois	01/02/18	*	30	2-3	.667	0-0	.000	0-2	.000	3	5	8	7.1	3	1	2	0	2	4	10.8
CENTRAL MICHIGAN	01/06/18	*	37	9-13	.692	0-0	.000	6-9	.667	6	8	14	7.5	2	1	3	0	0	24	11.7
at Miami	1/9/18	*	28	4-10	.400	0-0	.000	8-10	.800	4	3	7	7.5	4	0	3	0	1	16	11.9
OHIO	01/12/18	*	24	4-8	.500	0-0	.000	0-0	.000	1	2	3	7.2	3	1	4	0	0	8	11.7
WESTERN MICHIGAN	01/16/18	*	27	5-12	.417	0-0	.000	1-1	1.000	3	9	12	7.5	5	0	3	0	0	11	11.7
Totals		16	417	72-123	.585	0-0	.000	66-82	.805	55	80	135	7.5	65	14	56	8	8	210	11.7

Games played: 18
Minutes/game: 23.2
Points/game: 11.7
FG Pct: 58.5
FT Pct: 80.5

Rebounds/game: 7.5
Assists/game: 0.8
Turnovers/game: 3.1
Assist/turnover ratio: 0.3
Steals/game: 0.4
Blocks/game: 0.4

Season Highs

Points: 24, Central Michigan -- 1/6/18
Rebounds: 14, Central Michigan -- 1/6/18
Assists: 2, 2x, most recent Wright State -- 12/9/17
Steals: 2, 2x, most recent Northern Illinois -- 1/2/18
Blocks: 3, Norfolk State -- 11/29/17
FG made: 9, Central Michigan-- 1/6/18
FG attempts: 13, Central Michigan -- 1/6/18
3FG made:
3FG attempts:
FT made: 13, Norfolk State -- 11/29/17
FT attempts: 14, Norfolk State -- 11/29/17

Career Highs

Points: 24, Central Michigan -- 01/06/18
Rebounds: 14 [t-7th], Central Michigan -- 01/06/18
Assists: 3, Cleveland State -- 12/2/17
Steals: 2, at Northern Illinois -- 01/02/18; Hiram -- 11/18/16; vs Valparaiso -
Blocks: 5 [2nd], Toledo -- 1/21/17
FG made: 9 [t-9th], Central Michigan -- 01/06/18; vs Youngstown State -- 1
FG attempts: 13, Central Michigan -- 01/06/18
3FG attempts: 1, Bowling Green -- 02/07/17
FT made: 13 [t-1st], at Norfolk State -- 11/29/17
FT attempts: 14 [t-1st], at Norfolk State -- 11/29/17

Miscellanous Statistics

	Season	Career
20+ Point Games	2	2
Double Digit Scoring	12	13
10+ Rebounds	5	6
Double Doubles	5	6
Led Team in Steals	2	3
Led Team in Rebounds	13	15
Led Team in Blocks	4	13

Career Statistics

Season	gp-gs	min/avg	Total fg-fga	Total pct	3-Point fg-fga	3-Point pct	F-Throws ft-fta	F-Throws pct	Rebounds off	Rebounds def	Rebounds tot	Rebounds avg	pf	fo	ast	to	blk	stl	Scoring pts	Scoring avg
2016-17	36-15	476/13.2	45-109	.413	0-1	.000	43-77	.558	53	79	132	3.7	91	1	11	46	27	9	133	3.7
2017-18	18-16	417/23.2	72-123	.585	0-0	.000	66-82	.805	55	80	135	7.5	65	6	14	56	8	8	210	11.7
TOTAL	54-31	893/16.5	117-232	.504	0-1	.000	109-159	.686	108	159	267	4.9	156	7	25	102	35	17	343	6.4

The 2017-18 Golden Flashes

BJ DULING

- Position: F
- Height: 6-7
- Class: Freshman
- Hometown: Newark, Ohio
- Previous School: Newark HS

#2

Game-By-Game Statistics

#02 DULING, BJ

Opponent	Date	gs	min	Total fg-fga	pct	3-Pointers 3fg-fga	pct	Free throws ft-fta	pct	Rebounds off	def	tot	avg	pf	a	t/o	blk	stl	pts	avg
vs Youngstown State	11/11/17	*	21	0-5	.000	0-1	.000	0-0	.000	1	6	7	7.0	4	2	0	1	1	0	0.0
OHIO CHRISTIAN	11/16/17	*	18	3-9	.333	1-2	.500	1-3	.333	0	5	5	6.0	0	0	0	0	0	8	4.0
MISSISSIPPI VALLEY STA	11/19/17	*	30	5-9	.556	0-1	.000	3-7	.429	1	1	2	4.7	0	3	1	1	3	13	7.0
SOUTHEASTERN LOUISI	11/21/17	*	18	3-6	.500	0-0	.000	1-3	.333	1	1	2	4.0	2	0	2	1	1	7	7.0
vs Valparaiso	11/24/17	*	13	2-6	.333	1-2	.500	2-2	1.000	1	0	1	3.4	4	1	2	0	0	7	7.0
vs Loyola Chicago	11/25/17	*	27	3-8	.375	1-2	.500	0-1	.000	0	4	4	3.5	2	0	0	1	1	7	7.0
at Norfolk State	11/29/17		23	3-5	.600	0-1	.000	0-1	.000	0	5	5	3.7	4	2	0	3	1	6	6.9
CLEVELAND STATE	12/2/17		22	4-9	.444	1-2	.500	1-2	.500	3	3	6	4.0	2	1	3	1	0	10	7.3
at Xavier	12/06/17		21	1-8	.125	0-3	.000	2-4	.500	1	1	2	3.8	3	0	2	1	0	4	6.9
at Wright State	12/9/17		8	0-3	.000	0-0	.000	0-0	.000	1	1	2	3.6	3	0	1	0	0	0	6.2
NORTHEASTERN	12/18/17	*	14	1-5	.200	0-1	.000	1-2	.500	1	0	1	3.4	1	0	0	0	1	3	5.9
OREGON STATE	12/21/17		5	0-1	.000	0-1	.000	0-0	.000	0	1	1	3.2	2	0	1	0	0	0	5.4
at UAlbany	12/28/17		14	0-3	.000	0-1	.000	0-0	.000	2	1	3	3.2	2	0	1	0	0	0	5.0
at Northern Illinois	01/02/18		18	2-4	.500	0-0	.000	1-3	.333	2	0	2	3.1	5	0	1	0	0	5	5.0
CENTRAL MICHIGAN	01/06/18		19	1-4	.250	1-1	1.000	0-0	.000	0	7	7	3.3	3	0	1	1	1	3	4.9
at Miami	1/9/18		18	2-7	.286	1-2	.500	1-3	.333	1	3	4	3.4	1	2	0	1	0	6	4.9
OHIO	01/12/18		11	1-1	1.000	1-1	1.000	2-2	1.000	0	1	1	3.2	1	1	1	0	0	5	4.9
WESTERN MICHIGAN	01/16/18		14	1-4	.250	0-1	.000	1-2	.500	0	0	0	3.1	2	0	0	1	0	3	4.8
Totals		7	314	32-97	.330	7-22	.318	16-35	.457	15	40	55	3.1	41	12	16	12	9	87	4.8

Games played: 18
Minutes/game: 17.4
Points/game: 4.8
FG Pct: 33.0
3FG Pct: 31.8
FT Pct: 45.7

Rebounds/game: 3.1
Assists/game: 0.7
Turnovers/game: 0.9
Assist/turnover ratio: 0.8
Steals/game: 0.5
Blocks/game: 0.7

Season/Career Highs

Points: 13, Mississippi Valley State -- 11/19/17
Rebounds: 7, Central Michigan -- 01/06/18; vs Youngstown State -- ´
Assists: 3, Mississippi Valley State -- 11/19/17
Steals: 3 [t-6th], Mississippi Valley State -- 11/19/17
Blocks: 3 [t-4th], at Norfolk State -- 11/29/17
FG made: 5, Mississippi Valley State -- 11/19/17
FG attempts: 9, Ohio Christian -- 11/16/17; Mississippi Valley State -
3FG made: 1, 7 times
3FG attempts: 3, at Xavier -- 12/06/17
FT made: 3, Mississippi Valley State -- 11/19/17
FT attempts: 7, Mississippi Valley State -- 11/19/17

Miscellanous Statistics

	Season	Career
Double Digit Scoring	2	2
Led Team in Rebounds	1	1
Led Team in Steals	1	1
Led Team in Blocks	6	6

Career Statistics

Season	gp-gs	min/avg	Total fg-fga	pct	3-Point fg-fga	pct	F-Throws ft-fta	pct	Rebounds off	def	tot	avg	pf	fo	ast	to	blk	stl	Scoring pts	avg
2017-18	18-7	314/17.4	32-97	.330	7-22	.318	16-35	.457	15	40	55	3.1	41	1	12	16	12	9	87	4.8
TOTAL	18-7	314/17.4	32-97	.330	7-22	.318	16-35	.457	15	40	55	3.1	41	1	12	16	12	9	87	4.8

The 2017-18 Golden Flashes

Akiean FREDERICK

- Position: F
- Height: 6-9
- Class: Junior
- Hometown: Columbus, Ohio
- Previous School: Sinclair CC

#3

Game-By-Game Statistics

#03 FREDERICK, Akiean

				Total		3-Pointers		Free throws		Rebounds											
Opponent	Date	gs	min	fg-fga	pct	3fg-fga	pct	ft-fta	pct	off	def	tot	avg	pf	a	t/o	blk	stl	pts	avg
vs Youngstown State	11/11/17		15	5-6	.833	0-0	.000	1-2	.500	2	3	5	5.0	2	0	0	1	0	11	11.0
OHIO CHRISTIAN	11/16/17		16	2-4	.500	0-0	.000	3-4	.750	4	5	9	7.0	1	2	0	0	1	7	9.0
MISSISSIPPI VALLEY STA	11/19/17		10	1-2	.500	1-1	1.000	1-2	.500	1	0	1	5.0	2	0	0	1	1	4	7.3
SOUTHEASTERN LOUISI	11/21/17		15	0-1	.000	0-0	.000	0-0	.000	0	1	1	4.0	0	0	0	1	2	0	5.5
vs Valparaiso	11/24/17		20	3-6	.500	0-1	.000	3-5	.600	2	1	3	3.8	2	1	0	0	0	9	6.2
vs Loyola Chicago	11/25/17		20	6-10	.600	1-2	.500	0-0	.000	3	0	3	3.7	4	0	1	1	0	13	7.3
at Norfolk State	11/29/17	*	6	0-2	.000	0-0	.000	1-2	.500	0	0	0	3.1	1	0	1	0	0	1	6.4
CLEVELAND STATE	12/2/17		7	2-3	.667	0-0	.000	0-0	.000	2	0	2	3.0	2	0	1	0	0	4	6.1
at Xavier	12/06/17		9	0-2	.000	0-1	.000	0-0	.000	1	0	1	2.8	3	2	0	0	0	0	5.4
at Wright State	12/9/17		17	1-1	1.000	0-0	.000	4-4	1.000	0	4	4	2.9	4	0	4	0	2	6	5.5
NORTHEASTERN	12/18/17		11	1-2	.500	0-1	.000	0-1	.000	1	0	1	2.7	3	0	1	1	0	2	5.2
OREGON STATE	12/21/17	*	18	1-1	1.000	0-0	.000	1-2	.500	3	1	4	2.8	5	0	3	0	0	3	5.0
at UAlbany	12/28/17	*	13	1-1	1.000	0-0	.000	0-0	.000	0	2	2	2.8	5	2	1	1	0	2	4.8
at Northern Illinois	01/02/18	*	22	2-4	.500	0-1	.000	0-0	.000	1	3	4	2.9	5	0	2	1	0	4	4.7
CENTRAL MICHIGAN	01/06/18		0	0-0	.000	0-0	.000	0-0	.000	0	0	0	2.7	0	0	0	0	0	0	4.4
at Miami	1/9/18		dnp	-	-	-	-	-	-	-	-	-	-	-	-	-	-	-	-	-
OHIO	01/12/18		11	1-1	1.000	0-0	.000	0-0	.000	0	3	3	2.7	2	0	0	0	0	2	4.3
WESTERN MICHIGAN	01/16/18		dnp	-	-	-	-	-	-	-	-	-	-	-	-	-	-	-	-	-
Totals		4	210	26-46	.565	2-7	.286	14-22	.636	20	23	43	2.7	41	7	14	7	6	68	4.3

Games played: 16
Minutes/game: 13.1
Points/game: 4.3
FG Pct: 56.5
3FG Pct: 28.6
FT Pct: 63.6

Rebounds/game: 2.7
Assists/game: 0.4
Turnovers/game: 0.9
Assist/turnover ratio: 0.5
Steals/game: 0.4
Blocks/game: 0.4

Season/Career Highs

Points: 13, vs Loyola Chicago -- 11/25/17
Rebounds: 9, Ohio Christian -- 11/16/17
Assists: 2, Ohio Christian -- 11/16/17; at Xavier -- 12/06/17; at UAlbany -- 12/28/17
Steals: 2, Southeastern Louisia -- 11/21/17; at Wright State -- 12/9/17
Blocks: 1, 7 times
FG made: 6, vs Loyola Chicago -- 11/25/17
FG attempts: 10, vs Loyola Chicago -- 11/25/17
3FG made: 1, Mississippi Valley State -- 11/19/17; vs Loyola Chicago -- 11/25/17
3FG attempts: 2, vs Loyola Chicago -- 11/25/17
FT made: 4, at Wright State -- 12/9/17
FT attempts: 5, vs Valparaiso -- 11/24/17

Miscellanous Statistics

	Season	Career
Double Digit Scoring	2	2
Led Team in Blocks	5	5
Led Team in Steals	1	1

Career Statistics

			Total		3-Point		F-Throws		Rebounds										Scoring	
Season	gp-gs	min/avg	fg-fga	pct	fg-fga	pct	ft-fta	pct	off	def	tot	avg	pf	fo	ast	to	blk	stl	pts	avg
2017-18	16-4	210/13.1	26-46	.565	2-7	.286	14-22	.636	20	23	43	2.7	41	3	7	14	7	6	68	4.3
TOTAL	16-4	210/13.1	26-46	.565	2-7	.286	14-22	.636	20	23	43	2.7	41	3	7	14	7	6	68	4.3

The 2017-18 Golden Flashes

Taishaun JOHNSON

- Position: G
- Height: 6-0
- Class: Junior
- Hometown: Indianapolis, Ind.
- Previous School: South Alabama

#4

Game-By-Game Statistics

#04 JOHNSON, Taishaun

				Total		3-Pointers		Free throws		Rebounds											
Opponent	Date	gs	min	fg-fga	pct	3fg-fga	pct	ft-fta	pct	off	def	tot	avg	pf	a	t/o	blk	stl	pts	avg
vs Youngstown State	11/11/17		18	3-6	.500	0-0	.000	1-2	.500	1	5	6	6.0	3	2	2	0	0	7	7.0
OHIO CHRISTIAN	11/16/17		19	3-8	.375	0-3	.000	3-5	.600	2	0	2	4.0	0	2	1	1	1	9	8.0
MISSISSIPPI VALLEY STA	11/19/17		3	0-0	.000	0-0	.000	0-0	.000	0	1	1	3.0	1	0	0	0	0	0	5.3
SOUTHEASTERN LOUISI	11/21/17		5	0-1	.000	0-1	.000	0-0	.000	0	0	0	2.3	1	0	0	0	0	0	4.0
vs Valparaiso	11/24/17		9	0-2	.000	0-1	.000	0-2	.000	0	1	1	2.0	1	0	0	0	0	0	3.2
vs Loyola Chicago	11/25/17		14	0-3	.000	0-0	.000	2-2	1.000	0	3	3	2.2	1	1	1	0	1	2	3.0
at Norfolk State	11/29/17		4	0-1	.000	0-0	.000	0-0	.000	0	0	0	1.9	0	0	2	0	0	0	2.6
CLEVELAND STATE	12/2/17		dnp	-	-	-	-	-	-	-	-	-	-	-	-	-	-	-	-	-
at Xavier	12/06/17		4	1-2	.500	0-0	.000	1-1	1.000	0	1	1	1.8	1	0	0	0	0	3	2.6
at Wright State	12/9/17		dnp	-	-	-	-	-	-	-	-	-	-	-	-	-	-	-	-	-
NORTHEASTERN	12/18/17		dnp	-	-	-	-	-	-	-	-	-	-	-	-	-	-	-	-	-
OREGON STATE	12/21/17		dnp	-	-	-	-	-	-	-	-	-	-	-	-	-	-	-	-	-
at UAlbany	12/28/17		dnp	-	-	-	-	-	-	-	-	-	-	-	-	-	-	-	-	-
at Northern Illinois	01/02/18		dnp	-	-	-	-	-	-	-	-	-	-	-	-	-	-	-	-	-
CENTRAL MICHIGAN	01/06/18		dnp	-	-	-	-	-	-	-	-	-	-	-	-	-	-	-	-	-
at Miami	1/9/18		dnp	-	-	-	-	-	-	-	-	-	-	-	-	-	-	-	-	-
OHIO	01/12/18		dnp	-	-	-	-	-	-	-	-	-	-	-	-	-	-	-	-	-
WESTERN MICHIGAN	01/16/18		dnp	-	-	-	-	-	-	-	-	-	-	-	-	-	-	-	-	-
Totals		0	76	7-23	.304	0-5	.000	7-12	.583	3	11	14	1.8	8	5	6	1	2	21	2.6

Games played: 8
Minutes/game: 9.5
Points/game: 2.6
FG Pct: 30.4
3FG Pct: 0.0
FT Pct: 58.3

Rebounds/game: 1.8
Assists/game: 0.6
Turnovers/game: 0.8
Assist/turnover ratio: 0.8
Steals/game: 0.3
Blocks/game: 0.1

Season/Career Highs

Points: 9, Ohio Christian -- 11/16/17
Rebounds: 6, vs Youngstown State -- 11/11/17
Assists: 2, vs Youngstown State -- 11/11/17; Ohio Christian -- 11/16/17
Steals: 1, Ohio Christian -- 11/16/17; vs Loyola Chicago -- 11/25/17
Blocks: 1, Ohio Christian -- 11/16/17
FG made: 3, vs Youngstown State -- 11/11/17; Ohio Christian -- 11/16/17
FG attempts: 8, Ohio Christian -- 11/16/17
3FG attempts: 3, Ohio Christian -- 11/16/17
FT made: 3, Ohio Christian -- 11/16/17
FT attempts: 5, Ohio Christian -- 11/16/17

Miscellanous Statistics

Season | Career

Career Statistics

			Total		3-Point		F-Throws		Rebounds										Scoring	
Season	gp-gs	min/avg	fg-fga	pct	fg-fga	pct	ft-fta	pct	off	def	tot	avg	pf	fo	ast	to	blk	stl	pts	avg
2017-18	8-0	76/9.5	7-23	.304	0-5	.000	7-12	.583	3	11	14	1.8	8	0	5	6	1	2	21	2.6
TOTAL	8-0	76/9.5	7-23	.304	0-5	.000	7-12	.583	3	11	14	1.8	8	0	5	6	1	2	21	2.6

The 2017-18 Golden Flashes

Danny PIPPEN

- Position: F
- Height: 6-9
- Class: Sophomore
- Hometown: Detroit, Mich.
- Previous School: Allen Academy

#5

Game-By-Game Statistics

#05 PIPPEN, Danny

				Total		3-Pointers		Free throws		Rebounds											
Opponent	Date	gs	min	fg-fga	pct	3fg-fga	pct	ft-fta	pct	off	def	tot	avg	pf	a	t/o	blk	stl	pts	avg
vs Youngstown State	11/11/17		14	4-8	.500	1-3	.333	4-5	.800	5	3	8	8.0	4	0	3	3	2	13	13.0
OHIO CHRISTIAN	11/16/17		14	3-7	.429	2-5	.400	2-2	1.000	0	3	3	5.5	3	0	2	3	0	10	11.5
MISSISSIPPI VALLEY STA	11/19/17		17	5-8	.625	1-1	1.000	1-1	1.000	0	3	3	4.7	1	0	1	3	2	12	11.7
SOUTHEASTERN LOUISI	11/21/17		10	1-4	.250	0-1	.000	0-0	.000	1	5	6	5.0	3	0	0	1	0	2	9.3
vs Valparaiso	11/24/17		23	2-5	.400	1-3	.333	2-2	1.000	1	4	5	5.0	4	1	4	1	0	7	8.8
vs Loyola Chicago	11/25/17		11	0-3	.000	0-2	.000	1-2	.500	3	1	4	4.8	4	0	0	0	0	1	7.5
at Norfolk State	11/29/17	*	18	2-5	.400	1-3	.333	3-4	.750	5	2	7	5.1	1	0	4	1	0	8	7.6
CLEVELAND STATE	12/2/17	*	23	2-6	.333	0-2	.000	0-1	.000	3	3	6	5.3	2	0	1	1	1	4	7.1
at Xavier	12/06/17	*	21	4-7	.571	2-2	1.000	5-6	.833	1	2	3	5.0	4	0	2	1	1	15	8.0
at Wright State	12/9/17	*	25	5-10	.500	1-2	.500	0-0	.000	2	9	11	5.6	4	1	4	1	1	11	8.3
NORTHEASTERN	12/18/17		dnp	-	-	-	-	-	-	-	-	-	-	-	-	-	-	-	-	-
OREGON STATE	12/21/17		21	3-5	.600	2-2	1.000	1-2	.500	1	3	4	5.5	4	2	2	1	0	9	8.4
at UAlbany	12/28/17		16	2-8	.250	0-3	.000	0-0	.000	4	2	6	5.5	3	1	0	0	0	4	8.0
at Northern Illinois	01/02/18		11	2-3	.667	0-0	.000	0-0	.000	0	4	4	5.4	1	1	2	1	0	4	7.7
CENTRAL MICHIGAN	01/06/18	*	20	0-1	.000	0-1	.000	0-0	.000	0	2	2	5.1	3	1	1	2	0	0	7.1
at Miami	1/9/18	*	24	3-7	.429	0-2	.000	0-0	.000	1	6	7	5.3	4	1	1	2	0	6	7.1
OHIO	01/12/18	*	9	0-4	.000	0-2	.000	1-2	.500	2	1	3	5.1	3	1	0	0	0	1	6.7
WESTERN MICHIGAN	01/16/18	*	23	6-9	.667	4-5	.800	0-0	.000	3	1	4	5.1	3	0	0	0	0	16	7.2
Totals		8	300	44-100	.440	15-39	.385	20-27	.741	32	54	86	5.1	51	9	27	21	7	123	7.2

Games played: 17
Minutes/game: 17.6
Points/game: 7.2
FG Pct: 44.0
3FG Pct: 38.5
FT Pct: 74.1

Rebounds/game: 5.1
Assists/game: 0.5
Turnovers/game: 1.6
Assist/turnover ratio: 0.3
Steals/game: 0.4
Blocks/game: 1.2

Season Highs

Points: 16, Western Michigan- 1/16/18
Rebounds: 11, Wright State -- 12/9/17
Assists: 2, Oregon State- 12/21/17
Steals: 2, 2x, most recent Mississippi Valley State -- 11/19/17
Blocks: 3, 3x, most recent Mississippi Valley State -- 11/19/17
FG made: 6, Western Michigan- 1/16/18
FG attempts: 10, Wright State -- 12/9/17
3FG made: 4, Western Michigan- 1/16/18
3FG attempts: 5, 2x most recent Western Michigan- 1/16/18
FT made: 5, Xavier- 12/6/17
FT attempts: 6, Xavier- 12/6/17

Career Highs

Points: 16, Western Michigan -- 01/16/18
Rebounds: 11, at Wright State -- 12/9/17
Assists: 2, Oregon State -- 12/21/17
Steals: 2, vs Youngstown State -- 11/11/17; Mississippi Valley State -- 11/19/1
Blocks: 6 [1st], Hiram -- 11/18/16
FG made: 6, Western Michigan -- 01/16/18
FG attempts: 10, at Wright State -- 12/9/17
3FG made: 4 [t-9th], Western Michigan -- 01/16/18
3FG attempts: 5, Western Michigan -- 01/16/18; Ohio Christian -- 11/16/17
FT made: 6, vs Cleveland State -- 11/12/16
FT attempts: 9, vs Cleveland State -- 11/12/16

Miscellanous Statistics

	Season	Career
Double-Digit Scoring	6	8
Double Double	1	1
Led Team in Scoring	1	1
Led Team in Rebounds	5	5
Led Team in Steals	1	2
Led Team in Blocks	12	19
Led Team in Assists		1

Career Statistics

			Total		3-Point		F-Throws		Rebounds										Scoring	
Season	gp-gs	min/avg	fg-fga	pct	fg-fga	pct	ft-fta	pct	off	def	tot	avg	pf	fo	ast	to	blk	stl	pts	avg
2016-17	29-11	289/10.0	31-78	.397	7-27	.259	19-32	.594	33	44	77	2.7	52	1	6	19	18	7	88	3.0
2017-18	17-8	300/17.6	44-100	.440	15-39	.385	20-27	.741	32	54	86	5.1	51	0	9	27	21	7	123	7.2
TOTAL	46-19	589/12.8	75-178	.421	22-66	.333	39-59	.661	65	98	163	3.5	103	1	15	46	39	14	211	4.6

The 2017-18 Golden Flashes

Mitch PETERSON

- Position: G
- Height: 6-5
- Class: Sophomore
- Hometown: Richfield, Ohio
- Previous School: Walsh Jesuit H.S.

#13

Game-By-Game Statistics

KENT STATE — All games — MID-AMERICAN CONFERENCE

#13 PETERSON, Mitch

Opponent	Date	gs	min	Total fg-fga	pct	3-Pointers 3fg-fga	pct	Free throws ft-fta	pct	Rebounds off	def	tot	avg	pf	a	t/o	blk	stl	pts	avg
vs Youngstown State	11/11/17	*	20	4-9	.444	0-2	.000	1-1	1.000	0	5	5	5.0	1	2	1	0	0	9	9.0
OHIO CHRISTIAN	11/16/17	*	23	0-5	.000	0-2	.000	0-0	.000	0	3	3	4.0	1	1	0	1	0	0	4.5
MISSISSIPPI VALLEY STA	11/19/17	*	23	2-5	.400	1-3	.333	0-1	.000	1	2	3	3.7	1	0	1	1	1	5	4.7
SOUTHEASTERN LOUISI	11/21/17		18	2-4	.500	1-3	.333	1-2	.500	1	1	2	3.3	5	0	0	0	0	6	5.0
vs Valparaiso	11/24/17	*	33	3-5	.600	3-4	.750	1-2	.500	2	6	8	4.2	1	0	2	0	0	10	6.0
vs Loyola Chicago	11/25/17	*	21	1-3	.333	1-2	.500	0-0	.000	0	1	1	3.7	1	0	0	0	2	3	5.5
at Norfolk State	11/29/17	*	21	2-5	.400	2-3	.667	0-0	.000	2	5	7	4.1	1	0	2	0	1	6	5.6
CLEVELAND STATE	12/2/17	*	26	0-5	.000	0-2	.000	0-0	.000	3	4	7	4.5	2	1	0	0	0	0	4.9
at Xavier	12/06/17	*	27	2-4	.500	1-2	.500	2-2	1.000	0	5	5	4.6	2	1	1	0	2	7	5.1
at Wright State	12/9/17	*	25	2-4	.500	1-2	.500	0-0	.000	1	3	4	4.5	3	2	4	0	1	5	5.1
NORTHEASTERN	12/18/17	*	37	2-5	.400	0-2	.000	0-0	.000	0	6	6	4.6	0	1	1	0	2	4	5.0
OREGON STATE	12/21/17	*	31	2-7	.286	0-3	.000	0-0	.000	3	4	7	4.8	5	2	0	0	1	4	4.9
at UAlbany	12/28/17		dnp	-	-	-	-	-	-	-	-	-	-	-	-	-	-	-	-	-
at Northern Illinois	01/02/18		4	0-2	.000	0-2	.000	0-0	.000	0	0	0	4.5	0	0	0	0	0	0	4.5
CENTRAL MICHIGAN	01/06/18		12	1-5	.200	1-5	.200	0-0	.000	0	2	2	4.3	1	1	1	0	1	3	4.4
at Miami	1/9/18		17	2-2	1.000	0-0	.000	3-4	.750	0	3	3	4.2	1	1	0	0	3	7	4.6
OHIO	01/12/18	*	28	1-5	.200	1-3	.333	1-3	.333	2	4	6	4.3	0	0	1	1	0	4	4.6
WESTERN MICHIGAN	01/16/18	*	29	3-5	.600	1-3	.333	0-0	.000	2	4	6	4.4	1	1	0	0	1	7	4.7
Totals		13	395	29-80	.363	13-43	.302	9-15	.600	17	58	75	4.4	26	13	14	3	15	80	4.7

Games played: 17
Minutes/game: 23.2
Points/game: 4.7
FG Pct: 36.3
3FG Pct: 30.2
FT Pct: 60.0

Rebounds/game: 4.4
Assists/game: 0.8
Turnovers/game: 0.8
Assist/turnover ratio: 0.9
Steals/game: 0.9
Blocks/game: 0.2

Season Highs

Points: 10, Valparaiso -- 11/24/17
Rebounds: 8, Valparaiso -- 11/24/17
Assists: 2, 2x, most recent Wright State -- 12/9/17
Steals: 3, Miami -- 1/9/18
Blocks: 1, 2x, most recent Mississippi Valley State -- 11/19/17
FG made: 4, Youngstown State -- 11/11/17
FG attempts: 9, Youngstown State -- 11/11/17
3FG made: 3, Valparaiso -- 11/24/17
3FG attempts: 4, Valparaiso -- 11/24/17
FT made: 3, Miami- 1/9/18
FT attempts: 4, Miami -- 1/9/18

Career Highs

Points: 19, Central Michigan -- 01/28/17
Rebounds: 9, at Eastern Michigan -- 01-31-17
Assists: 2, 10 times
Steals: 3 [t-6th], 4 times
Blocks: 2, Grambling State -- 12/02/16
FG made: 7, Central Michigan -- 01/28/17
FG attempts: 15, Central Michigan -- 01/28/17
3FG made: 3, Central Michigan -- 01/28/17; vs Cleveland State -- 11/12/16; vs Valparais
3FG attempts: 10 [t-7th], Central Michigan -- 01/28/17
FT made: 6, at Eastern Michigan -- 01-31-17
FT attempts: 8, at Eastern Michigan -- 01-31-17

Miscellanous Statistics

	Season	Career
Double-Digit Scoring	1	9
Led Team in Steals	3	7
Led Team in Blocks	1	3
Led Team in Rebounds	5	6
Led Team in Assists		1

Career Statistics

Season	gp-gs	min/avg	Total fg-fga	pct	3-Point fg-fga	pct	F-Throws ft-fta	pct	Rebounds off	def	tot	avg	pf	fo	ast	to	blk	stl	Scoring pts	avg
2016-17	36-25	689/19.1	65-184	.353	32-107	.299	23-34	.676	29	74	103	2.9	50	0	25	27	9	22	185	5.1
2017-18	17-13	395/23.2	29-80	.363	13-43	.302	9-15	.600	17	58	75	4.4	26	2	13	14	3	15	80	4.7
TOTAL	53-38	1084/20.5	94-264	.356	45-150	.300	32-49	.653	46	132	178	3.4	76	2	38	41	12	37	265	5.0

The 2017-18 Golden Flashes

Ryan BERNSTEIN

- Position: G
- Height: 6-0
- Class: Junior
- Hometown: Bronx, N.Y.
- Previous School: Maine

#15

Game-By-Game Statistics

#15 BERNSTEIN, Ryan

Opponent	Date	gs	min	Total fg-fga	pct	3-Pointers 3fg-fga	pct	Free throws ft-fta	pct	Rebounds off	def	tot	avg	pf	a	t/o	blk	stl	pts	avg
vs Youngstown State	11/11/17		dnp	-	-	-	-	-	-	-	-	-	-	-	-	-	-	-	-	-
OHIO CHRISTIAN	11/16/17		dnp	-	-	-	-	-	-	-	-	-	-	-	-	-	-	-	-	-
MISSISSIPPI VALLEY STA	11/19/17		dnp	-	-	-	-	-	-	-	-	-	-	-	-	-	-	-	-	-
SOUTHEASTERN LOUISI	11/21/17		dnp	-	-	-	-	-	-	-	-	-	-	-	-	-	-	-	-	-
vs Valparaiso	11/24/17		dnp	-	-	-	-	-	-	-	-	-	-	-	-	-	-	-	-	-
vs Loyola Chicago	11/25/17		dnp	-	-	-	-	-	-	-	-	-	-	-	-	-	-	-	-	-
at Norfolk State	11/29/17		9	0-0	.000	0-0	.000	0-0	.000	0	1	1	1.0	1	0	0	0	0	0	0.0
CLEVELAND STATE	12/2/17		2	0-2	.000	0-2	.000	0-0	.000	0	0	0	0.5	0	0	0	0	0	0	0.0
at Xavier	12/06/17		6	0-1	.000	0-0	.000	0-0	.000	1	0	1	0.7	0	1	0	0	1	0	0.0
at Wright State	12/9/17		11	0-1	.000	0-0	.000	1-2	.500	0	0	0	0.5	1	0	0	0	4	1	0.3
NORTHEASTERN	12/18/17		2	0-0	.000	0-0	.000	0-0	.000	0	0	0	0.4	2	0	0	0	0	0	0.2
OREGON STATE	12/21/17		dnp	-	-	-	-	-	-	-	-	-	-	-	-	-	-	-	-	-
at UAlbany	12/28/17		2	1-1	1.000	0-0	.000	0-0	.000	1	0	1	0.5	0	0	0	0	0	2	0.5
at Northern Illinois	01/02/18		1	0-0	.000	0-0	.000	0-0	.000	0	0	0	0.4	1	0	0	0	0	0	0.4
CENTRAL MICHIGAN	01/06/18		0	0-0	.000	0-0	.000	0-0	.000	0	0	0	0.4	0	0	0	0	0	0	0.4
at Miami	1/9/18		10	0-0	.000	0-0	.000	0-0	.000	0	1	1	0.4	1	1	0	0	0	0	0.3
OHIO	01/12/18		dnp	-	-	-	-	-	-	-	-	-	-	-	-	-	-	-	-	-
WESTERN MICHIGAN	01/16/18		dnp	-	-	-	-	-	-	-	-	-	-	-	-	-	-	-	-	-
Totals		0	43	1-5	.200	0-2	.000	1-2	.500	2	2	4	0.4	6	2	0	0	5	3	0.3

Games played: 9
Minutes/game: 4.8
Points/game: 0.3
FG Pct: 20.0
3FG Pct: 0.0
FT Pct: 50.0

Rebounds/game: 0.4
Assists/game: 0.2
Assist/turnover ratio: 99.9
Steals/game: 0.6

Season/Career Highs

Points: 2, at UAlbany -- 12/28/17
Rebounds: 1, 4 times
Assists: 1, at Miami -- 1/9/18; at Xavier -- 12/06/17
Steals: 4 [t-3rd], at Wright State -- 12/9/17
FG made: 1, at UAlbany -- 12/28/17
FG attempts: 2, Cleveland State -- 12/2/17
3FG attempts: 2, Cleveland State -- 12/2/17
FT made: 1, at Wright State -- 12/9/17
FT attempts: 2, at Wright State -- 12/9/17

Miscellanous Statistics

	Season	Career
Led Team in Steals	1	1

Career Statistics

Season	gp-gs	min/avg	Total fg-fga	pct	3-Point fg-fga	pct	F-Throws ft-fta	pct	Rebounds off	def	tot	avg	pf	fo	ast	to	blk	stl	Scoring pts	avg
2017-18	9-0	43/4.8	1-5	.200	0-2	.000	1-2	.500	2	2	4	0.4	6	0	2	0	0	5	3	0.3
TOTAL	9-0	43/4.8	1-5	.200	0-2	.000	1-2	.500	2	2	4	0.4	6	0	2	0	0	5	3	0.3

The 2017-18 Golden Flashes



Jaylin WALKER

- Position: G
- Height: 6-1
- Class: Junior
- Hometown: Inkster, Mich.
- Previous School: Romulus H.S.

#23

Game-By-Game Statistics

#23 WALKER, Jaylin

Opponent	Date	gs	min	Total fg-fga	pct	3-Pointers 3fg-fga	pct	Free throws ft-fta	pct	Rebounds off	def	tot	avg	pf	a	t/o	blk	stl	pts	avg
vs Youngstown State	11/11/17	*	30	6-12	.500	1-5	.200	7-9	.778	0	1	1	1.0	1	5	2	0	2	20	20.0
OHIO CHRISTIAN	11/16/17	*	20	4-6	.667	3-4	.750	2-3	.667	2	2	4	2.5	2	3	0	0	1	13	16.5
MISSISSIPPI VALLEY STA	11/19/17	*	28	8-15	.533	3-8	.375	0-0	.000	0	1	1	2.0	2	2	5	0	1	19	17.3
SOUTHEASTERN LOUISI	11/21/17	*	37	10-20	.500	4-12	.333	2-2	1.000	2	0	2	2.0	1	2	2	0	0	26	19.5
vs Valparaiso	11/24/17	*	37	5-17	.294	2-10	.200	3-3	1.000	0	2	2	2.0	1	3	3	0	1	15	18.6
vs Loyola Chicago	11/25/17	*	32	4-13	.308	3-9	.333	2-2	1.000	1	2	3	2.2	0	1	0	0	0	13	17.7
at Norfolk State	11/29/17		dnp	-	-	-	-	-	-	-	-	-	-	-	-	-	-	-	-	-
CLEVELAND STATE	12/2/17		dnp	-	-	-	-	-	-	-	-	-	-	-	-	-	-	-	-	-
at Xavier	12/06/17		dnp	-	-	-	-	-	-	-	-	-	-	-	-	-	-	-	-	-
at Wright State	12/9/17		30	3-13	.231	1-7	.143	0-1	.000	0	1	1	2.0	3	0	2	0	1	7	16.1
NORTHEASTERN	12/18/17	*	36	7-14	.500	3-7	.429	1-3	.333	1	2	3	2.1	1	0	6	0	2	18	16.4
OREGON STATE	12/21/17	*	37	5-19	.263	2-10	.200	13-14	.929	2	3	5	2.4	1	3	2	1	3	25	17.3
at UAlbany	12/28/17	*	36	8-27	.296	2-10	.200	2-4	.500	3	3	6	2.8	3	3	3	0	2	20	17.6
at Northern Illinois	01/02/18	*	36	5-17	.294	1-10	.100	7-8	.875	3	1	4	2.9	3	2	3	0	2	18	17.6
CENTRAL MICHIGAN	01/06/18	*	38	7-13	.538	6-9	.667	6-7	.857	2	2	4	3.0	0	5	4	0	2	26	18.3
at Miami	1/9/18	*	13	2-8	.250	1-5	.200	0-0	.000	0	3	3	3.0	0	0	1	0	1	5	17.3
OHIO	01/12/18		28	6-13	.462	2-3	.667	1-4	.250	0	5	5	3.1	2	0	0	0	1	15	17.1
WESTERN MICHIGAN	01/16/18		29	3-9	.333	2-5	.400	2-2	1.000	1	2	3	3.1	1	0	4	0	0	10	16.7
Totals		12	467	83-216	.384	36-114	.316	48-62	.774	17	30	47	3.1	21	29	37	1	19	250	16.7

Games played: 15
Minutes/game: 31.1
Points/game: 16.7
FG Pct: 38.4
3FG Pct: 31.6
FT Pct: 77.4

Rebounds/game: 3.1
Assists/game: 1.9
Turnovers/game: 2.5
Assist/turnover ratio: 0.8
Steals/game: 1.3
Blocks/game: 0.1

Season Highs

Points: 26, 2x SE Louisiana (11/21) & C. Michigan (1/6)
Rebounds: 4, 2x, most recent Northern Illinois -- 1/2/18
Assists: 5, Youngstown State -- 11/11/17
Steals: 3, Oregon State -- 12/21/17
Blocks: 1, Oregon State -- 12/21/17
FG made: 10, SE Louisiana -- 11/21/17
FG attempts: 27, at Albany -- 12/28/17
3FG made: 6, Central Michigan -- 1/6/18
3FG attempts: 12, SE Louisiana -- 11/21/17
FT made: 7, Youngstown State -- 11/11/17
FT attempts: 9, Youngstown State -- 11/11/17

Career Highs

Points: 30 [2nd], vs Akron -- 03-11-17
Rebounds: 14 [t-7th], Central Michigan -- 03/06/17
Assists: 5 [t-6th], Central Michigan -- 01/06/18; vs Youngstown State -- 11/11/17
Steals: 3 [t-6th], vs WOFFORD -- 11/23/16; Oregon State -- 12/21/17
Blocks: 1, Oregon State -- 12/21/17
FG made: 11 [t-4th], vs Akron -- 03-11-17
FG attempts: 27 [1st], at UAlbany -- 12/28/17
3FG made: 7 [1st], Central Michigan -- 03/06/17
3FG attempts: 14 [1st], Central Michigan -- 03/06/17
FT made: 13 [t-1st], Oregon State -- 12/21/17
FT attempts: 14 [t-1st], Oregon State -- 12/21/17

Miscellanous Statistics

	Season	Career
20+ Points	5	15
10+ Rebounds		1
Double-Doubles		1
Double-Digit Scoring	12	45
Led Team in Scoring	10	24
Led Team in Rebounds		2
Led Team in Steals	4	12
Led Team in Assists	4	7

Career Statistics

Season	gp-gs	min/avg	Total fg-fga	pct	3-Point fg-fga	pct	F-Throws ft-fta	pct	Rebounds off	def	tot	avg	pf	fo	ast	to	blk	stl	Scoring pts	avg
2015-16	22-8	418/19.0	53-143	.371	30-90	.333	34-43	.791	19	25	44	2.0	26	0	17	23	0	13	170	7.7
2016-17	34-22	1057/31.1	185-468	.395	88-264	.333	79-101	.782	51	97	148	4.4	58	1	31	69	0	26	537	15.8
2017-18	15-12	467/31.1	83-216	.384	36-114	.316	48-62	.774	17	30	47	3.1	21	0	29	37	1	19	250	16.7
TOTAL	71-42	1942/27.4	321-827	.388	154-468	.329	161-206	.782	87	152	239	3.4	105	1	77	129	1	58	957	13.5

The 2017-18 Golden Flashes



Desmond RIDENOUR

- Position: G
- Height: 6-3
- Class: Senior
- Hometown: Cleveland, Ohio
- Previous School: Duquesne

#32

Game-By-Game Statistics

#32 RIDENOUR, Desmond

				Total		3-Pointers		Free throws		Rebounds												
Opponent	Date	gs	min	fg-fga	pct	3fg-fga	pct	ft-fta	pct	off	def	tot	avg	pf	a	t/o	blk	stl	pts	avg
vs Youngstown State	11/11/17		20	5-6	.833	0-1	.000	2-2	1.000	0	3	3	3.0	3	1	3	0	1	12	12.0
OHIO CHRISTIAN	11/16/17		19	3-9	.333	1-3	.333	0-0	.000	1	5	6	4.5	3	0	0	0	2	7	9.5
MISSISSIPPI VALLEY STA	11/19/17		22	3-5	.600	1-3	.333	0-2	.000	1	1	2	3.7	2	1	1	0	2	7	8.7
SOUTHEASTERN LOUISI	11/21/17		19	2-5	.400	1-3	.333	0-0	.000	1	3	4	3.8	4	2	1	1	1	5	7.8
vs Valparaiso	11/24/17		2	0-1	.000	0-0	.000	0-0	.000	1	0	1	3.2	0	1	0	0	0	0	6.2
vs Loyola Chicago	11/25/17		16	1-1	1.000	1-1	1.000	0-0	.000	1	2	3	3.2	1	0	0	0	0	3	5.7
at Norfolk State	11/29/17		22	2-6	.333	0-3	.000	2-2	1.000	0	2	2	3.0	2	2	0	0	2	6	5.7
CLEVELAND STATE	12/2/17		27	3-10	.300	0-2	.000	0-0	.000	1	4	5	3.3	1	1	0	1	1	6	5.8
at Xavier	12/06/17		19	4-8	.500	2-3	.667	0-2	.000	0	2	2	3.1	2	0	1	0	0	10	6.2
at Wright State	12/9/17		18	0-1	.000	0-1	.000	2-4	.500	0	2	2	3.0	2	1	3	0	2	2	5.8
NORTHEASTERN	12/18/17	*	19	2-3	.667	0-0	.000	2-2	1.000	1	1	2	2.9	5	1	3	0	0	6	5.8
OREGON STATE	12/21/17		15	1-3	.333	0-0	.000	1-4	.250	0	5	5	3.1	2	1	0	0	0	3	5.6
at UAlbany	12/28/17		19	4-5	.800	0-0	.000	2-2	1.000	3	1	4	3.2	3	1	2	1	0	10	5.9
at Northern Illinois	01/02/18		12	1-2	.500	0-0	.000	0-0	.000	1	1	2	3.1	0	0	1	0	2	2	5.6
CENTRAL MICHIGAN	01/06/18		3	0-0	.000	0-0	.000	0-0	.000	0	1	1	2.9	0	0	1	0	0	0	5.3
at Miami	1/9/18		24	3-4	.750	0-0	.000	0-0	.000	0	2	2	2.9	5	2	2	1	0	6	5.3
OHIO	01/12/18		22	4-6	.667	0-0	.000	0-0	.000	1	0	1	2.8	0	1	2	0	0	8	5.5
WESTERN MICHIGAN	01/16/18		15	0-1	.000	0-0	.000	0-0	.000	0	1	1	2.7	0	1	1	0	0	0	5.2
Totals		1	313	38-76	.500	6-20	.300	11-20	.550	12	36	48	2.7	35	16	21	4	13	93	5.2

Games played: 18
Minutes/game: 17.4
Points/game: 5.2
FG Pct: 50.0
3FG Pct: 30.0
FT Pct: 55.0

Rebounds/game: 2.7
Assists/game: 0.9
Turnovers/game: 1.2
Assist/turnover ratio: 0.8
Steals/game: 0.7
Blocks/game: 0.2

Season Highs

Points: 12, Youngstown State -- 11/11/17
Rebounds: 6, Ohio Christian -- 11/16/17
Assists: 2, 2x, most recent Norfolk State -- 11/29/17
Steals: 2, 5x, most recent at Northern Illinois -- 1/2/18
Blocks: 1, 3x most recent at Albany- 12/28/17
FG made: 5, Youngstown State -- 11/11/17
FG attempts: 9, Ohio Christian -- 11/16/17
3FG made: 2, Xavier- 12/6/17
3FG attempts: 3, 4x, most recent Xavier- 12/6/17
FT made: 2, 4x, most recent Northeastern -- 12/18/17
FT attempts: 4, Wright State -- 12/9/17

Career Highs

Points: 15, Wright State -- 12/18/16
Rebounds: 7, Northern Illinois -- 1/10/17
Assists: 5 [t-6th], at WMU -- 1/14/17; at Oregon State -- 12/21/16; at Texas -- 1
Steals: 5 [t-1st], at Oregon State -- 12/21/16
Blocks: 3 [t-4th], Bowling Green -- 02/07/17
FG made: 6, Wright State -- 12/18/16
FG attempts: 12, Northern Illinois -- 1/10/17
3FG made: 3, NJIT -- 12/10/16; Wright State -- 12/18/16
3FG attempts: 5, Grambling State -- 12/02/16; at Oregon State -- 12/21/16
FT made: 8 [t-7th], Ball State -- 1/3/2017
FT attempts: 8, Ball State -- 1/3/2017

Miscellanous Statistics

	Season	Career
Double Digit Scoring	2	8
Led Team in Assists		9
Led Team in Steals	3	12
Led Team in Blocks	3	5

Career Statistics

			Total		3-Point		F-Throws		Rebounds										Scoring	
Season	gp-gs	min/avg	fg-fga	pct	fg-fga	pct	ft-fta	pct	off	def	tot	avg	pf	fo	ast	to	blk	stl	pts	avg
2016-17	35-6	589/16.8	56-150	.373	13-60	.217	20-27	.741	29	54	83	2.4	49	0	56	21	5	33	145	4.1
2017-18	18-1	313/17.4	38-76	.500	6-20	.300	11-20	.550	12	36	48	2.7	35	2	16	21	4	13	93	5.2
TOTAL	53-7	902/17.0	94-226	.416	19-80	.238	31-47	.660	41	90	131	2.5	84	2	72	42	9	46	238	4.5

The 2017-18 Golden Flashes

Jonathan NWANKWO

- Position: F
- Height: 6-9
- Class: Sophomore
- Hometown: Bronx, N.Y.
- Previous School: College of Southern Idaho

#33

Game-By-Game Statistics

#33 NWANKWO, Jonathan

				Total		3-Pointers		Free throws		Rebounds											
Opponent	Date	gs	min	fg-fga	pct	3fg-fga	pct	ft-fta	pct	off	def	tot	avg	pf	a	t/o	blk	stl	pts	avg
vs Youngstown State	11/11/17		3	0-0	.000	0-0	.000	1-2	.500	0	0	0	0.0	1	0	0	0	0	1	1.0
OHIO CHRISTIAN	11/16/17		7	0-1	.000	0-0	.000	0-0	.000	0	0	0	0.0	2	0	1	0	0	0	0.5
MISSISSIPPI VALLEY STA	11/19/17		dnp	-	-	-	-	-	-	-	-	-	-	-	-	-	-	-	-	-
SOUTHEASTERN LOUISI	11/21/17		dnp	-	-	-	-	-	-	-	-	-	-	-	-	-	-	-	-	-
vs Valparaiso	11/24/17		dnp	-	-	-	-	-	-	-	-	-	-	-	-	-	-	-	-	-
vs Loyola Chicago	11/25/17		1	0-1	.000	0-0	.000	0-0	.000	0	1	1	0.3	0	0	0	0	0	0	0.3
at Norfolk State	11/29/17		dnp	-	-	-	-	-	-	-	-	-	-	-	-	-	-	-	-	-
CLEVELAND STATE	12/2/17		dnp	-	-	-	-	-	-	-	-	-	-	-	-	-	-	-	-	-
at Xavier	12/06/17		7	2-3	.667	0-0	.000	0-0	.000	1	0	1	0.5	1	0	0	1	0	4	1.3
at Wright State	12/9/17		dnp	-	-	-	-	-	-	-	-	-	-	-	-	-	-	-	-	-
NORTHEASTERN	12/18/17		dnp	-	-	-	-	-	-	-	-	-	-	-	-	-	-	-	-	-
OREGON STATE	12/21/17		dnp	-	-	-	-	-	-	-	-	-	-	-	-	-	-	-	-	-
at UAlbany	12/28/17		dnp	-	-	-	-	-	-	-	-	-	-	-	-	-	-	-	-	-
at Northern Illinois	01/02/18		1	0-0	.000	0-0	.000	0-0	.000	0	0	0	0.4	0	0	0	0	0	0	1.0
CENTRAL MICHIGAN	01/06/18		0	0-0	.000	0-0	.000	0-0	.000	0	0	0	0.3	0	0	0	0	0	0	0.8
at Miami	1/9/18		dnp	-	-	-	-	-	-	-	-	-	-	-	-	-	-	-	-	-
OHIO	01/12/18		dnp	-	-	-	-	-	-	-	-	-	-	-	-	-	-	-	-	-
WESTERN MICHIGAN	01/16/18		dnp	-	-	-	-	-	-	-	-	-	-	-	-	-	-	-	-	-
Totals		0	19	2-5	.400	0-0	.000	1-2	.500	1	1	2	0.3	4	0	1	1	0	5	0.8

Games played: 6
Minutes/game: 3.2
Points/game: 0.8
FG Pct: 40.0
FT Pct: 50.0

Rebounds/game: 0.3
Turnovers/game: 0.2
Blocks/game: 0.2

Season/Career Highs

Points: 4, at Xavier -- 12/06/17
Rebounds: 1, vs Loyola Chicago -- 11/25/17; at Xavier -- 12/06/17
Blocks: 1, at Xavier -- 12/06/17
FG made: 2, at Xavier -- 12/06/17
FG attempts: 3, at Xavier -- 12/06/17
FT made: 1, vs Youngstown State -- 11/11/17
FT attempts: 2, vs Youngstown State -- 11/11/17

Miscellanous Statistics

Season | Career

Career Statistics

			Total		3-Point		F-Throws		Rebounds										Scoring	
Season	gp-gs	min/avg	fg-fga	pct	fg-fga	pct	ft-fta	pct	off	def	tot	avg	pf	fo	ast	to	blk	stl	pts	avg
2017-18	6-0	19/3.2	2-5	.400	0-0	.000	1-2	.500	1	1	2	0.3	4	0	0	1	1	0	5	0.8
TOTAL	6-0	19/3.2	2-5	.400	0-0	.000	1-2	.500	1	1	2	0.3	4	0	0	1	1	0	5	0.8

The 2017-18 Golden Flashes

Kevin ZABO

- Position: G
- Height: 6-2
- Class: Senior
- Hometown: Gatineau, Quebec
- Previous School: Indian Hills C.C. [Iowa]

#55

Game-By-Game Statistics

#55 ZABO, Kevin

Opponent	Date	gs	min	Total fg-fga	pct	3-Pointers 3fg-fga	pct	Free throws ft-fta	pct	Rebounds off	def	tot	avg	pf	a	t/o	blk	stl	pts	avg
vs Youngstown State	11/11/17		19	1-4	.250	0-0	.000	2-2	1.000	0	3	3	3.0	2	2	1	0	0	4	4.0
OHIO CHRISTIAN	11/16/17		21	6-8	.750	2-4	.500	1-1	1.000	0	1	1	2.0	1	1	0	1	0	15	9.5
MISSISSIPPI VALLEY STA	11/19/17		14	0-5	.000	0-2	.000	1-2	.500	1	2	3	2.3	5	2	0	0	1	1	6.7
SOUTHEASTERN LOUISI	11/21/17	*	23	3-9	.333	2-7	.286	0-1	.000	0	1	1	2.0	4	1	1	0	2	8	7.0
vs Valparaiso	11/24/17		14	1-4	.250	1-2	.500	0-0	.000	0	0	0	1.6	3	2	1	0	0	3	6.2
vs Loyola Chicago	11/25/17		18	2-5	.400	0-1	.000	1-3	.333	0	2	2	1.7	0	3	1	0	0	5	6.0
at Norfolk State	11/29/17	*	34	4-15	.267	3-9	.333	4-4	1.000	0	5	5	2.1	3	4	1	0	1	15	7.3
CLEVELAND STATE	12/2/17	*	33	5-12	.417	1-8	.125	6-6	1.000	0	3	3	2.3	0	1	2	0	2	17	8.5
at Xavier	12/06/17	*	31	4-11	.364	0-2	.000	4-5	.800	3	0	3	2.3	4	5	1	0	0	12	8.9
at Wright State	12/9/17	*	19	1-4	.250	1-2	.500	0-0	.000	0	2	2	2.3	2	3	3	0	0	3	8.3
NORTHEASTERN	12/18/17		24	6-7	.857	3-3	1.000	3-3	1.000	0	3	3	2.4	4	1	2	0	3	18	9.2
OREGON STATE	12/21/17		21	3-9	.333	2-3	.667	4-4	1.000	0	1	1	2.3	3	3	4	0	2	12	9.4
at UAlbany	12/28/17	*	28	3-5	.600	1-3	.333	3-4	.750	1	0	1	2.2	5	1	1	0	1	10	9.5
at Northern Illinois	01/02/18	*	34	5-14	.357	2-7	.286	5-5	1.000	1	2	3	2.2	1	0	2	1	0	17	10.0
CENTRAL MICHIGAN	01/06/18	*	32	6-11	.545	1-3	.333	4-5	.800	0	2	2	2.2	3	4	2	0	0	17	10.5
at Miami	1/9/18	*	29	4-15	.267	1-4	.250	2-2	1.000	2	0	2	2.2	3	0	2	0	2	11	10.5
OHIO	01/12/18	*	33	8-15	.533	4-7	.571	4-9	.444	1	5	6	2.4	2	1	2	0	1	24	11.3
WESTERN MICHIGAN	01/16/18	*	33	8-17	.471	5-7	.714	2-2	1.000	1	3	4	2.5	3	4	3	0	3	23	11.9
Totals		11	460	70-170	.412	29-74	.392	46-58	.793	10	35	45	2.5	48	38	29	2	18	215	11.9

Games played: 18
Minutes/game: 25.6
Points/game: 11.9
FG Pct: 41.2
3FG Pct: 39.2
FT Pct: 79.3

Rebounds/game: 2.5
Assists/game: 2.1
Turnovers/game: 1.6
Assist/turnover ratio: 1.3
Steals/game: 1.0
Blocks/game: 0.1

Season Highs

Points: 24, Ohio -- 1/12/18
Rebounds: 6, Ohio -- 1/12/18
Assists: 5, Xavier-12/6/17
Steals: 3, Northeastern -- 12/18/17
Blocks: 1, 2x, most recent at Northern Illinois -- 1/2/18
FG made: 8, Western Michigan- 1/16/18
FG attempts: 16, Western Michigan- 1/16/18
3FG made: 5, Western Michigan- 1/16/18
3FG attempts: 9, Norfolk State -- 11/29/17
FT made: 6, Cleveland State- 12/2/17
FT attempts: 9, Ohio -- 1/12/18

Career Highs

Points: 24, Ohio -- 01/12/18
Rebounds: 6, Ohio -- 01/12/18
Assists: 6 [t-4th], Mississippi Valley S -- 11/16/16
Steals: 3 [t-6th], Western Michigan -- 01/16/18; vs Ohio -- 03-10-17; Northe
Blocks: 1, at Northern Illinois -- 01/02/18; Ohio Christian -- 11/16/17; at Akr
FG made: 8, Ohio -- 01/12/18; Western Michigan -- 01/16/18
FG attempts: 17, Western Michigan -- 01/16/18
3FG made: 5 [t-5th], Western Michigan -- 01/16/18
3FG attempts: 9, at Norfolk State -- 11/29/17
FT made: 6, Cleveland State -- 12/2/17
FT attempts: 9, Ohio -- 01/12/18

Miscellanous Statistics

	Season	Career
Double-Digit Scoring	11	18
Led Team in Scoring	5	5
Led Team in Steals	4	11
Led Team in Assists	3	6
Led Team in Blocks	1	1
Led Team in Rebounding	1	1

Career Statistics

Season	gp-gs	min/avg	Total fg-fga	pct	3-Point fg-fga	pct	F-Throws ft-fta	pct	Rebounds off	def	tot	avg	pf	fo	ast	to	blk	stl	Scoring pts	avg
2016-17	36-9	650/18.1	69-190	.363	29-93	.312	35-47	.745	10	40	50	1.4	85	1	58	44	1	23	202	5.6
2017-18	18-11	460/25.6	70-170	.412	29-74	.392	46-58	.793	10	35	45	2.5	48	2	38	29	2	18	215	11.9
TOTAL	54-20	1110/20.6	139-360	.386	58-167	.347	81-105	.771	20	75	95	1.8	133	3	96	73	3	41	417	7.7