



JAX STATE BASEBALL 2026 GAME NOTES

19 NCAA REGIONALS - 13 DI CONFERENCE CHAMPIONSHIPS - 7 DIVISION II COLLEGE WORLD SERIES
1990 & 1991 DIVISION II NATIONAL CHAMPIONS - 70 MLB DRAFT PICKS - 2 FIRST ROUND DRAFT PICKS



46-13	23-7	25-6	16-7	5-0
W-L	CUSA	HOME	AWAY	N

Fri 2/13	Cincinnati	Cincinnati	L 11-5
Sat 2/14	Cincinnati	Cincinnati	L 6-5
Sun 2/15	Cincinnati	Cincinnati	W 1-0
Tues 2/17	Georgia State	Georgia State	W 3-2 F/II
Fri 2/20	Toledo	Toledo	W 5-0
Sat 2/21	Toledo	Toledo	W 12-9
Sun 2/22	Toledo	Toledo	W 2-1
Tues 2/24	Mississippi Valley State	Mississippi Valley State	W 15-3
Wed 2/25	Mississippi Valley State	Mississippi Valley State	W 7-4
Fri 2/27	at Memphis	at Memphis	W 10-1
Sat 2/28	at Memphis	at Memphis	W 9-4
Sun 3/1	at Memphis	at Memphis	W 7-1
Tues 3/3	Alabama	Alabama	L 6-5
Fri 3/6	Valparaiso	Valparaiso	W 3-2
Sat 3/7	Valparaiso (DH-1)	Valparaiso (DH-1)	W 17-3 F/7
Sat 3/7	Valparaiso (DH-2)	Valparaiso (DH-2)	W 13-2 F/7
Tues 3/10	at North Alabama	at North Alabama	W 8-3
Fri 3/13	at Sam Houston	at Sam Houston	W 3-1
Sat 3/14	at Sam Houston	at Sam Houston	W 18-7 F/7
Sun 3/15	at Sam Houston	at Sam Houston	W 4-3
Tues 3/17	Samford	Samford	L 7-6
Wed 3/18	vs Alabama A&M	vs Alabama A&M	W 12-7
Fri 3/20	Western Kentucky	Western Kentucky	W 10-3
Sat 3/21	Western Kentucky	Western Kentucky	W 6-2
Sun 3/22	Western Kentucky	Western Kentucky	W 10-0 F/8
Tues 3/24	at UAB	at UAB	L 16-11
Fri 3/27	at LA Tech	at LA Tech	W 4-0
Sat 3/28	at LA Tech	at LA Tech	W 5-3
Sun 3/29	at LA Tech	at LA Tech	W 7-4
Tues 3/31	Alabama	Alabama	L 4-3
Thurs 4/2	Middle Tennessee	Middle Tennessee	W 6-5
Fri 4/3	Middle Tennessee	Middle Tennessee	W 7-6
Sat 4/4	Middle Tennessee	Middle Tennessee	W 3-1
Tues 4/7	at Auburn	at Auburn	W 15-4 F/8
Fri 4/10	at Liberty	at Liberty	W 8-4
Sat 4/11	at Liberty	at Liberty	L 7-6
Sun 4/12	at Liberty	at Liberty	L 4-2
Tues 4/14	Alabama A&M	Alabama A&M	W 15-11
Fri 4/17	FIU Florida International	FIU Florida International	W 4-2
Sat 4/18	FIU Florida International	FIU Florida International	W 13-1 F/7
Sun 4/19	FIU Florida International	FIU Florida International	W 7-2
Tues 4/21	at Troy	at Troy	W 5-4
Fri 4/24	New Mexico State	New Mexico State	L 6-3
Sat 4/25	New Mexico State	New Mexico State	W 4-0
Sun 4/26	New Mexico State	New Mexico State	W 10-0 F/7
Tues 4/28	at Samford	at Samford	Cancelled
Fri 5/1	at Missouri State	at Missouri State	L 10-2
Sat 5/2	at Missouri State	at Missouri State	W 10-2
Sun 5/3	at Missouri State	at Missouri State	W 11-4
Fri 5/8	Kennesaw State	Kennesaw State	L 5-2
Sat 5/9	Kennesaw State	Kennesaw State	W 5-4
Sun 5/10	Kennesaw State	Kennesaw State	W 4-3
Tues 5/12	Auburn	Auburn	W 4-1
Thurs 5/14	at Dallas Baptist	at Dallas Baptist	L 13-3 F/7
Fri 5/15	at Dallas Baptist	at Dallas Baptist	L 10-6
Sat 5/16	at Dallas Baptist	at Dallas Baptist	W 13-4

CONFERENCE USA CHAMPIONSHIP (KENNESAW, GA.)

Thurs 5/21	vs (9) Middle Tennessee	vs (9) Middle Tennessee	W 9-3
Fri 5/22	vs (6) Western Kentucky	vs (6) Western Kentucky	W 12-11
Thurs 5/21	vs (4) Dallas Baptist	vs (4) Dallas Baptist	W 6-5
Fri 5/22	vs (2) Liberty	vs (2) Liberty	W 10-0 F/7

NCAA REGIONALS (HATTIESBURG, MISS.)

Fri 5/29	vs (2) Virginia	vs (2) Virginia	6 p.m.
----------	-----------------	-----------------	--------

Road Game
Toyota Field (Madison, Ala.)



HATTIESBURG REGIONAL

TEAMS



(9)/#1 Southern Miss
44-15 / SBC Champ



#2 Virginia
36-21 / 8th ACC



#21/#3 Jax State
46-13 / CUSA Champ



#4 Little Rock
36-26 / DVC Champ

#21 JAX STATE GAMECOCKS



46-13 (23-7) / CUSA CHAMPS

Head Coach: Steve Bieser (427-324-1, 101-72 at Jax State)
Rankings (DI/BA/PG/NCBWA/COACHES): 21/23/NR/25/23

AVERAGE	POWER	ERA
Jaxon Pate .351 (71/202)	Brady Thomas .632 SLG (10 2B, 4 3B, 10 HR)	Steven Cash 2.94 ERA, 93 K

GAME INFO & STREAMING

FRIDAY | 12 PM



(9 Nat'l Seed) #7/1 Seed Southern Miss
4 Seed Little Rock

FRIDAY | 16 PM




2 Seed Virginia
#21/3 Seed Jax State

SERIES HISTORY

Jax State Record vs. Southern Miss	2-6
Last Meeting	JAXST won, 5-3, Feb. 27, 2022 (road)
Jax State Record vs. Virginia	0-0
Last Meeting	First Meeting
Jax State Record vs. Little Rock	0-0
Last Meeting	First Meeting

LAST GAME'S ALIGNMENT



BY THE NUMBERS

UM	V	LR	AVERAGE	>>	.299	46 1
.287	.276	.289	AVERAGE	>>	.299	46 1
.467	.487	.430	SLUGGING		.458	91 3
.386	.397	.365	ON-BASE	>>	.402	56 3
387	453	370	RUNS		431	49 4
569	526	621	HITS		572	41 1
81	95	57	HOME RUNS		54	150 7
260	319	198	WALKS		256	111 6
21-29	52-66	51-71	STOLEN BASES	>>	101-128	47 3
3.75	5.13	5.06	ERA		3.77	8 1
1.27	1.49	1.48	WHIP		1.29	13 1
10.4	10.0	8.1	K/9	>>	10.5	16 1
.244	.251	.253	OPP. AVERAGE	>>	.217	- -
.981	.964	.974	FIELDING PCT.		.974	94 6

THIS SERIES

> Jax State returns to the Division I Baseball Championship for the first time since 2019, taking part in the 2026 Hattiesburg Regional.

> The Gamecocks are joined by No. 9 National Seed and host Southern Miss, No. 2 seed Virginia, and No. 4 seed Little Rock.

> The Gamecocks have only met Southern Miss, taking down the Golden Eagles in Hattiesburg in a getaway game in 2022.

> This will be the first meeting between Jax State and Virginia, and could potentially be the first meeting between Jax State and Little Rock, if the two were to meet in regional play.

LAST TIME OUT

> Jax State won the 2026 Conference USA Baseball Championship after sweeping through the conference tournament in Kennesaw, Georgia. After knocking off No. 9 seed Middle Tennessee, 9-3, to open play, the Gamecocks needed a Sam Richardson RBI-single to walk off No. 6 WKU in a back-and-forth 12-11 game. In the semifinals, a walk-off walk by Cooper Blauser clinched the second-consecutive title game berth for Jax State. From there, the Gamecocks overpowered Liberty, 10-0.

STORYLINES

RUN IT BACK

Steve Bieser led the Gamecocks to a CUSA Championship game berth in 2025, marking a 19-game turnaround, one of the best turnarounds in college baseball history.

THEY SEE US

Jax State claimed a spot in all five national polls over the previous few weeks, headlined by the program's first ranking in the DI Baseball poll this week at No. 21. The Gamecocks are currently ranked 25th in the NCBWA poll, 23rd in the Baseball America poll, and 23rd in the Coaches Poll. The team also rose to No. 21 in the Perfect Game poll a few weeks ago, the highest ranking ever for the team. PEARatings has Jax State at No. 2 in the mid-major NET ratings.

THREE OF A KIND

Jax State's starting pitching on the weekends has been nothing short of spectacular. Eli Pillsbury, Beau Bryans, and Steven Cash all carry ERAs under 4.10 and all have 70+ strikeouts through this point of the year. Against FIU, all three had quality starts against the Panthers, including a career-long outing from Pillsbury (8.0 IP) and a career-high in Ks from Cash (13). The trio posting quality starts again against Kennesaw State. The Gamecocks boast the only pitching rotation in CUSA to have all of its starters named Pitcher of the Week twice, with Pillsbury earning it in Week 14 and both Bryans and Cash taking the award in Week 12.

REGENCY BIOS

Jax State won its first Division I NCAA Regional games back in 2019, the program's most recent appearance in the tournament. After falling to host Ole Miss in the 2019 Oxford Regional, the Gamecocks rattled off victories against Clemson and Illinois to find their way into the regional final game. Ole Miss would take down Jax State to advance to the Super Regionals that year.

COMMUNICATIONS
INDY COOPER



C: (706) 766-7126
O: (256) 782-5377
indycooper@jsu.edu

2025 IN SUMMARY

CUSA Final Placing	4th
Final Streak	L1
Longest Win Streak	W6 (2/15-2/23)
Longest Loss Streak	L5 (4/8-4/15)
Overall Series (3-4 game, single opp.)	11-3
Home Series	7-1
Away Series	4-2
Sweeps	2
Swept	2
Last Five	3-2
Last 10	6-4
Series Openers	9-5
Series Finales	8-6
Record on Weekends	26-17
Record on Weekdays	7-6
Record in Day Games (before 6 PM)	22-16
Record in Night Games (6 PM and later)	15-9
Vs. Top 25	1-8

QUICK FACTS

MEDIA RELATIONS

Baseball SID	Indy Cooper (Ga. Southern)
Email	indycooper@jsu.edu
Cell	(706) 756-7126
Website	JaxStateSports.com

Assistant AD	Donnie Smith (IU-South Bend)
Assistant Director	Preston Odum (Jax State)
Assistant Director	Dean Harrell (Alabama)
Creative Director	Luke Mallette (Amherst)
Athletics Photographer	Emily Dietrich (Jax State)
Athletics Videographer	Will Boley (North Alabama)
Business/Brand Comms.	Daniel Porter (Jax State)
Mailing Address	700 Pelham Road North

UNIVERSITY INFORMATION

Location	Jacksonville, Ala.
Founded	1882
Enrollment	10,339 (Fall 2025)
President	Dr. Don C. Killingsworth, Jr.
Director of Athletics	Greg Seitz
Faculty Advisor	Dr. Jan Case
SWA	Tracy Bloom
Ticket Office Phone	(877) JSU-TIXX (578-8499)

ATHLETICS INFORMATION

Nickname	Gamecocks
Colors	Red and White
Affiliation	NCAA Division I
Conference	Conference USA
Website	JaxStateSports.com

PROGRAM HISTORY

First Season	1948 (no team 55-57)
Years of Baseball	76th Season
All-Time Record	1996-1227
All-Time CUSA Record	42-36
CUSA Tournament Record	8-2
NCAA Tournament Appearances	19 (6 DI, 13 DII)
NCAA Tournament Record	35-36 (2-10 DI, 33-26 DII)

LAST THREE GAMES

Friday, May 22	Saturday, May 23	Sunday, May 24
Gamecocks Walk-Off WKU in Thriller	Jax State Returns to CUSA Championship Game	Gamecocks Claim First CUSA Baseball Tourney Title
R H E 11 11 1 12 12 0	R H E 5 8 0 6 12 0	R H E 0 3 1 10 12 0

BROADCASTING INFORMATION

TV: ESPN+
Play-by-Play: Kevin Fitzgerald
Color/Analyst: Bobby Moranda
RADIO: Gamecock Radio Network
Host: Mike Parris & Jim Case
Stations: Check local listings.
 Available in Jacksonville, Oxford, Gadsden, Montgomery, Alexander City, Arab, Chelsea, Oneonta, Winfield, Pelham, Helena, Alabaster and Hoover



LIVE STATS
 StatBroadcast
JaxStateSports.com/Stats



MEDIA CENTER
 Notes, Media Guide, and more
JaxStateSports.com/26BSBMedia

MORE NOTES

MOVING ON UP

Last year's finish of No. 60 in the RPI was Jax State's highest finish in the metric ever. The highest finish before that was in 2003 when the Gamecocks finished at No. 82. RPI began being calculated in 1999.

GIDDY UP!

After a late departure on the Jax State baseball staff, Coach Bieser turned to Ryan Kramer to take over the pitching staff. Kramer arrived to The Hills from Campbell, where he was previously the Director of Player Development. In his career, Kramer has developed three All-Americans and had a pitcher win 10+ games every season he was at Millersville.

IN THE HEADLINES

Jax State players Eli Pillsbury and Grayson Ashe have taken home some personal accolades in recent weeks. Pillsbury was named Midseason All-America by DIBaseball (2nd Team) and Perfect Game (3rd Team), while Grayson Ashe was named to the Buster Posey Award Midseason Watchlist. On April 22, Pillsbury was named a National Pitcher of the Year Semifinalist by the College Baseball Hall of Fame.

STICK AROUND

Jax State returns not only the most production in Conference USA, but also some of the most in the nation. According to DIBaseball, Jax State returns 69% of its production back. This includes 56% of the roster returning, 67% of plate appearances, and 70% of innings pitched. The 69% number is good for 15th nationally.

SHUT THE DOOR BEHIND YOU

Skyler Hutto was named to the NCBWA Midseason Stopper of the Year Watchlist on April 22. Hutto has the fourth-most saves in Division I at 12.

SEEING DOUBLE

Jax State has the eighth-most double plays in Division I with 51, tied with Baylor and CSUN. UC Davis leads the nation with 61.

BLANKED

Jax State has seven shutout victories in 2026, the third-most in Division I. USC has nine and Oregon has eight.

SELFLESS BRAND OF BALL

The Gamecocks are second in the nation in sacrifice bunts with 70 and tied for seventh in sacrifice flies with 37.

DO NOT TOUCH

Jax State's pitching only allows 7.12 hits per game, only trailing USC (6.98) and Oregon State (6.99) for the fewest in Division I.

SUCCESSFUL SPRING

Jax State is the only Division I school in 2026 to have both softball and baseball win their regular season and conference tournament championships.

NEXT UP

2026 DIVISION I BASEBALL CHAMPIONSHIP

May 29 - June 22



TV: ESPN+/ESPN/ESPN2/ESPNU/ESPN News
 Radio: Gamecock Radio Network
 Various Locations





DATE	GAME	OPPONENT	TV	TIME	LOCATION	W-L	SCORE	OVERALL	CUSA	WIN	LOSS	SAVE	ATT.	DUR.
2/13	1	Cincinnati	ESPN+	4:00 PM	JACKSONVILLE	L	11-5	0-1	-	Carson Marsh (1-0)	Steven Cash (0-1)	-	753	3:46
2/14	2	Cincinnati	none	2:00 PM	JACKSONVILLE	L	6-5	0-2	-	Logan Knight (1-0)	Jackson Sleeper (0-1)	Adam Buczkowski (1)	847	2:41
2/15	3	Cincinnati	ESPN+	4:00 PM	JACKSONVILLE	W	1-0	1-2	-	Maddox McDougall (1-0)	Adam Brouwer (0-1)	Skyler Hutto (1)	773	2:38
2/17	4	Georgia State	ESPN+	4:00 PM	JACKSONVILLE	W/11	3-2	2-2	-	Jackson Sleeper (1-1)	Jacob Crews (1-1)	-	764	3:18
2/20	5	Toledo	ESPN+	4:00 PM	JACKSONVILLE	W	5-0	3-2	-	Eli Pillsbury (1-0)	Brady Sasse (1-1)	-	783	2:50
2/21	6	Toledo	none	2:00 PM	JACKSONVILLE	W	2-1	4-2	-	Jackson Sleeper (2-1)	Deron Swason (0-1)	Skyler Hutto (2)	853	2:19
2/22	7	Toledo	ESPN+	1:00 PM	JACKSONVILLE	W	12-9	5-2	-	Chase Horst (1-0)	John Hojnowski (0-1)	-	761	3:33
2/24	8	Mississippi Valley State	ESPN+	4:00 PM	JACKSONVILLE	W	15-3	6-2	-	Brady Thomas (1-0)	Luke Richard (0-1)	-	751	3:07
2/25	9	Mississippi Valley State	ESPN+	3:30 PM	JACKSONVILLE	W	7-4	7-2	-	Jackson Evers (1-0)	Gage Deutsch (0-1)	Skyler Hutto (3)	737	3:04
2/27	10	Memphis	ESPN+	4:00 PM	Memphis, Tenn.	W	10-1	9-2	-	Eli Pillsbury (2-0)	Seth Garner (0-2)	Maddox McDougall (1)	528	2:44
2/28	11	Memphis	ESPN+	2:00 PM	Memphis, Tenn.	W	9-4	9-2	-	Jackson Sleeper (3-1)	Will Howell (0-2)	-	623	3:20
3/1	12	Memphis	ESPN+	1:00 PM	Memphis, Tenn.	W	7-1	10-2	-	Beau Bryans (1-0)	David Case (1-2)	-	551	3:09
3/3	13	Alabama	SECN+	4:00 PM	Tuscaloosa, Ala.	L	6-5	10-3	-	Ashton Crowther (1-0)	Fisher Cantrell (0-1)	Hagan Banks (3)	4659	3:14
3/6	14	Valparaiso	ESPN+	6:00 PM	JACKSONVILLE	W	3-2	11-3	-	Skyler Hutto (1-0)	Ryan Kruse (0-1)	-	834	2:41
3/7	15	Valparaiso	none	2:00 PM	JACKSONVILLE	W/7	17-3	12-3	-	Steven Cash (1-1)	Connor Lockwood (1-1)	-	953	2:33
3/8	16	Valparaiso	none	1:00 PM	JACKSONVILLE	W/7	13-2	13-3	-	Beau Bryans (2-0)	Dalton Swinehart (0-1)	Maddox McDougall (2)	883	2:29
3/10	17	North Alabama	none	3:00 PM	Florence, Ala.	W	8-3	14-3	-	Brady Thomas (2-0)	Jake Boynar (0-1)	-	524	3:31
3/13	18	Sam Houston *	none	6:30 PM	Huntsville, Texas	W	3-1	15-3	1-0	Eli Pillsbury (3-0)	Ryan Peterson (1-3)	Skyler Hutto (4)	693	2:35
3/14	19	Sam Houston *	none	2:00 PM	Huntsville, Texas	W/7	18-7	16-3	2-0	Beau Bryans (3-0)	Colliun Aloisio (3-1)	-	739	2:41
3/15	20	Sam Houston *	none	1:00 PM	Huntsville, Texas	W	4-3	17-3	3-0	Skyler Hutto (2-0)	Kade Neuenschwander (0-2)	-	666	2:44
3/17	21	Samford	ESPN+	6:00 PM	JACKSONVILLE	L	7-6	17-4	-	John Malone (1-1)	Skyler Hutto (2-1)	Zak Spurrier (3)	757	3:09
3/18	22	Alabama A&M	ESPN+	6:00 PM	Madison, Ala.	W	12-7	18-4	-	Fisher Cantrell (1-1)	Charles Morris (1-1)	-	-	3:40
3/20	23	Western Kentucky *	ESPN+	6:00 PM	JACKSONVILLE	W	10-3	19-4	4-0	Eli Pillsbury (4-0)	Gavin Perry (2-1)	-	983	2:59
3/21	24	Western Kentucky *	ESPN+	2:00 PM	JACKSONVILLE	W	6-2	20-4	5-0	Maddox McDougall (2-0)	Aaron Robertson (1-1)	-	953	3:04
3/22	25	Western Kentucky *	ESPN+	1:00 PM	JACKSONVILLE	W/8	10-1	21-4	6-0	Steven Cash (2-1)	Zach Serup (0-2)	-	781	2:59
3/24	26	UAB	ESPN+	5:00 PM	Birmingham, Ala.	L	16-11	21-5	-	Riley Miller (2-0)	Ryan Geraghty (0-1)	-	421	3:50
3/27	27	Louisiana Tech *	ESPN+	6:00 PM	Ruston, La.	W	4-0	22-5	7-0	Eli Pillsbury (5-0)	Declan Dahl (4-3)	Skyler Hutto (5)	2264	3:10
3/28	28	Louisiana Tech *	ESPN+	2:00 PM	Ruston, La.	W	5-3	23-5	8-0	Chase Horst (2-0)	Thomas Allen (2-2)	Skyler Hutto (6)	3251	3:33
3/29	29	Louisiana Tech *	ESPN+	1:00 PM	Ruston, La.	W	7-4	24-5	9-0	Steven Cash (3-1)	Luke Nichols (1-1)	Jackson Sleeper (1)	2056	3:24
3/31	30	Alabama	SECN+	6:00 PM	JACKSONVILLE	L	4-3	24-6	-	Evan Steckmesser (1-0)	Skyler Hutto (2-2)	-	1852	3:22
4/2	31	Middle Tennessee *	ESPN+	6:00 PM	JACKSONVILLE	W	6-5	25-6	10-0	Jackson Sleeper (4-1)	John Michael Pickens (1-1)	-	823	3:06
4/3	32	Middle Tennessee *	ESPN+	6:00 PM	JACKSONVILLE	W	7-6	26-6	11-0	Skyler Hutto (3-2)	Colin Kerrigan (2-2)	-	946	3:04
4/4	33	Middle Tennessee *	ESPN+	1:00 PM	JACKSONVILLE	W	3-1	27-6	12-0	Steven Cash (4-1)	David Horn Jr. (1-3)	Skyler Hutto (7)	983	2:51
4/7	34	Auburn	SECN+	6:00 PM	Auburn, Ala.	W/8	15-4	28-6	-	Ryan Geraghty (1-1)	Christian Chatterton (2-2)	-	5420	3:19
4/10	35	Liberty *	ESPN+	5:00 PM	Lynchburg, Va.	W	8-4	29-6	13-0	Maddox McDougall (3-0)	Ben Blair (5-2)	Jackson Sleeper (2)	2090	3:18
4/11	36	Liberty *	ESPN+	2:00 PM	Lynchburg, Va.	L	7-6	29-7	13-1	Cooper Harrington (2-0)	Skyler Hutto (3-3)	-	1717	3:09
4/12	37	Liberty *	ESPN+	12:00 PM	Lynchburg, Va.	L	4-2	29-8	13-2	Bradley Zayac (5-0)	Steven Cash (4-2)	Cooper Harrington (6)	1120	2:57
4/14	38	Alabama A&M	ESPN+	6:00 PM	JACKSONVILLE	W	15-11	30-8	-	Jud Files (1-0)	Bryce Dolce (0-1)	Skyler Hutto (8)	786	4:08
4/17	39	Florida International *	ESPN+	6:00 PM	JACKSONVILLE	W	4-2	31-8	14-2	Eli Pillsbury (6-0)	Tyrus Riley (2-1)	Skyler Hutto (9)	833	2:28
4/18	40	Florida International *	ESPN+	6:00 PM	JACKSONVILLE	W/7	13-1	32-8	15-2	Beau Bryans (4-0)	Enrique Sierra (2-5)	-	953	2:18
4/19	41	Florida International *	ESPN+	1:00 PM	JACKSONVILLE	W	7-2	33-8	16-2	Steven Cash (5-2)	Julian Miodzinski (3-6)	Jackson Sleeper (3)	787	2:45
4/21	42	Troy	ESPN+	6:00 PM	Troy, Ala.	W	5-4	34-8	-	Chase Horst (3-0)	Noah Thigpen (0-5)	Skyler Hutto (10)	2361	2:54
4/24	43	New Mexico State *	ESPN+	6:00 PM	JACKSONVILLE	L	6-3	34-9	16-3	Julio Ramos (1-0)	Jackson Sleeper (4-2)	Dylan Weekly (2)	856	3:42
4/25	44	New Mexico State *	ESPN+	6:00 PM	JACKSONVILLE	W	4-0	35-9	17-3	Beau Bryans (5-0)	Jack Turner (3-6)	Jackson Sleeper (4)	923	2:19
4/26	45	New Mexico State *	ESPN+	1:00 PM	JACKSONVILLE	W/7	10-0	36-9	18-3	Steven Cash (6-2)	JT Price (3-3)	-	984	2:10
4/28	46	Samford	ESPN+	6:00 PM	Birmingham, Ala.	C A N G E L E D								
5/1	47	Missouri State *	none	6:30 PM	Springfield, Mo.	L	10-2	36-10	18-4	Jason Schaff (3-2)	Eli Pillsbury (6-1)	-	827	2:50
5/2	48	Missouri State *	ESPN+	2:00 PM	Springfield, Mo.	W	10-2	37-10	19-4	Beau Bryans (6-0)	Brock Lucas (4-4)	-	1242	2:58
5/3	49	Missouri State *	ESPN+	12:00 PM	Springfield, Mo.	W	11-4	38-10	20-4	Maddox McDougall (4-0)	Max Knight (5-3)	Skyler Hutto (11)	726	3:37
5/8	50	Kennesaw State *	ESPN+	6:00 PM	JACKSONVILLE	L	5-2	38-11	20-5	Daniel Powell (6-2)	Chase Horst (3-1)	-	853	2:46
5/9	51	Kennesaw State *	ESPN+	6:00 PM	JACKSONVILLE	W	5-4	39-11	21-5	Beau Bryans (7-0)	Cooper McMullen (2-4)	Skyler Hutto (12)	937	2:46
5/10	52	Kennesaw State *	ESPN+	1:00 PM	JACKSONVILLE	W	4-3	40-11	22-5	Skyler Hutto (4-3)	Daniel Powell (6-3)	-	961	2:53
5/12	53	Auburn	ESPN+	6:00 PM	JACKSONVILLE	W	4-1	41-11	-	Ryan Geraghty (2-1)	Griffin Graves (2-1)	Chase Horst (1)	1926	2:48
5/14	54	Dallas Baptist *	ESPN+	6:35 PM	Dallas, Texas	L/7	13-3	41-12	22-6	Liam Watt (7-2)	Eli Pillsbury (6-2)	-	906	2:19
5/15	55	Dallas Baptist *	ESPN+	6:35 PM	Dallas, Texas	L	10-6	41-13	22-7	Russ Smith (5-4)	Beau Bryans (7-1)	-	1177	2:46
5/16	56	Dallas Baptist *	ESPN+	2:05 PM	Dallas, Texas	W	13-4	42-13	23-7	Steven Cash (7-2)	Aiden VanDeHaterf (2-3)	-	858	3:24
5/21	57	No. 9 Middle Tennessee ^	ESPN+	4:10 PM	Kennesaw, Ga.	W	9-3	43-13	-	Steven Cash (8-2)	Chandler Alderman (2-5)	Chase Horst (2)	-	3:09
5/22	58	No. 6 Western Kentucky ^	ESPN+	12:30 PM	Kennesaw, Ga.	W	12-11	44-13	-	Skyler Hutto (5-3)	Dominic Monaco (1-3)	-	-	3:42
5/23	59	No. 4 Dallas Baptist ^	ESPN+	11:00 AM	Kennesaw, Ga.	W	6-5	45-13	-	Skyler Hutto (6-3)	Athan Kroll (0-4)	-	-	3:30
5/24	60	No. 2 Liberty ^	CBSSN	12:00 PM	Kennesaw, Ga.	W/7	10-0	46-13	-	Jud Files (2-0)	Josh Swink (3-3)	-	552	2:12
5/29	61	No. 2 Virginia I	ESPN+	6:00 PM	Hattiesburg, Miss.									

5/20 - 5/24 - Conference USA Championship (Mickey Dunn Stadium, Kennesaw, Ga.) (^)
 5/29 - 6/1 - NCAA Regionals (Hattiesburg, Miss.) (!)
 6/5 - 6/8 - NCAA Super Regionals (Location TBD)
 6/12 - 6/22 - NCAA College World Series (Charles Schwab Field, Omaha, Neb.)



PITCHERS (21)

Table with 10 columns: #, NAME, POS, B/T, HT, WT, YR, HOMETOWN, HIGH SCHOOL/PREV., PRONOUNCE. Lists 21 pitchers including Brady Thomas, Steven Cash, Chase Horst, etc.

CATCHERS (3)

Table with 10 columns: #, NAME, POS, B/T, HT, WT, YR, HOMETOWN, HIGH SCHOOL/PREV., PRONOUNCE. Lists 3 catchers including Grayson Ashe, Evan Williams, Ryan Stevens.

INFIELDERS (9)

Table with 10 columns: #, NAME, POS, B/T, HT, WT, YR, HOMETOWN, HIGH SCHOOL/PREV., PRONOUNCE. Lists 9 infielders including Caleb Johnson, Cooper Blauser, Trey King, etc.

OUTFIELDERS (6)

Table with 10 columns: #, NAME, POS, B/T, HT, WT, YR, HOMETOWN, HIGH SCHOOL/PREV., PRONOUNCE. Lists 6 outfielders including Trey King, Sam Richardson, Luke Williams, etc.

UTILITY (2)

Table with 10 columns: #, NAME, POS, B/T, HT, WT, YR, HOMETOWN, HIGH SCHOOL/PREV., PRONOUNCE. Lists 2 utility players including Matthew Cash, Trey Majette.

WHAT'S IN A NAME?

The SID kindly reminds you to be aware about what you call the team. We are JAX STATE, and we are the GAMECOCKS. Please do not refer to us as any other institution or any other mascots. On first reference, "Jacksonville State" is acceptable. After that, "Jax State," "the Gamecocks," and "The Red and White" are acceptable. Please DO NOT call us "JSU."

Jax State is located in Jacksonville, Alabama - not to be confused with Jackson State in Jackson, Mississippi, or Jacksonville University in Jacksonville, Florida.

Thank you for your understanding.



WHAT IS AN AKC?

The AKC (or Ass Kickin' Chicken, as it stands for) was the logo for the Jacksonville State Teachers College athletics program in the 1950s. When JSTC transitioned from being the Eagle Owls to the Gamecocks, the logo was drawn to represent the new name, appearing on media guides as early as 1956 (but presumably was used prior to 1956).

NUMERICAL ROSTER

Table with 10 columns: #, NAME, POS, B/T, HT, WT, YR. Lists 66 players numerically from 1 to 66.

COACHING STAFF

Table with 4 columns: Role, Name, Year, Season. Lists coaching staff including Steve Bieser, Tyler Packanik, Ryan Kramer, etc.

SUPPORT STAFF

Table with 4 columns: Role, Name, Year, Season. Lists support staff including Cam Williams, Brandon Gustafson, etc.



HEAD COACH

NEWS, NOTES, AND ACCOLADES

Achieved 400 Career Wins on March 20, 2026 vs. WKU (10-3) | Earned 100th Jax State win in CUSA Semis vs. DBU (6-5)
 2025 SEMO Athletics Hall of Fame Inductee
 2x Ohio Valley Conference Coach of the Year (2014, 2016) | Keith LeClair Conference USA Coach of the Year (2026)
 33 Players Drafted (9 SEMO, 22 MIZ, 2 JAX ST) | 11 All-Americans (7 SEMO, 4 MIZ)

THE BIESER FILE

Steve Bieser is in his third season in charge of the Jacksonville State baseball program.

Bieser came to the Gamecocks after seven seasons as the head coach at Missouri, which followed a four-year stint as the head coach at his alma mater of Southeast Missouri State that saw him win three-straight Ohio Valley Conference titles with the Redhawks. In 13 seasons as a Division I head coach he has posted a 381-311 record and was named the OVC Coach of the Year twice. He played 13 seasons for six different MLB organizations, including two seasons at the Major League level and more than eight in AAA.

Bieser led the Gamecocks to its first conference championship game since 2019 and its first in the CUSA, taking down top-seeded DBU twice in the semifinals to punch its ticket to Sunday. The Gamecocks also boasted two All-Conference selections in Grayson Ashe and Jackson Phipps, and had multiple draft picks for the first time since 2019 in Phipps and Joe Scarborough.

In his first year with the program, he laid the new foundation and led the Gamecocks through their first season in Conference USA. Bieser's first club handed him his first win as the Jax State skipper on opening day with an extra-inning walk-off win over Memphis. The Gamecocks claimed the program's first series win over a Big 10 opponent with a pair of wins over Iowa in the non-conference slate. The Gamecocks posted a series win over FIU in conference play. Bieser's first club excelled off the field with being honored by the American Baseball Coaches Association's 2023-24 Team Academic Award list.

His seven seasons at Missouri saw the Tigers enjoy unprecedented success. His teams posted a 188-155-1 record and made him the fastest coach in Missouri history to reach 100 wins. His first three seasons resulted in 104 wins, the most ever by a Mizzou head coach, and he finished with a winning record in six of his seven years.

The Tigers won 39 SEC games from 2017-19, the best three-year stretch since joining the league in 2013. They posted an impressive 119-39 (.753) record in out-of-conference games, including a 39-6 non-conference record in his last two seasons in Columbia.

The Tigers produced five All-Americans under Bieser's guidance and had 22 players selected in the MLB Draft, three in the first round.

Bieser took over the Mizzou program in 2017 after the Tigers had posted just two winning seasons in the previous six years. He would lead them to winning records in six of his seven seasons at the helm. His first season saw 35 wins, the most by a Missouri club in eight seasons and the most in its SEC history.

Mizzou hired Bieser from SEMO, where he spent the previous seven seasons and the last four as the Redhawks' head coach. In those four seasons, SEMO posted a 138-95 record and an 80-41 mark in OVC play with regular-season titles in each of his last three years.

Each of those seasons resulted in at least 36 wins, including a school-record 39 victories in 2016. That 2016 team went on to win the OVC Tournament and advance to the NCAA Starkville Regional, while Bieser earned his second OVC Coach of the Year honor. The Redhawks boasted the No. 1 scoring offense in Div. I baseball from 2014-16.

While in Cape Girardeau, Bieser coached three OVC Pitchers of the Year and one OVC Player of the Year, while placing 17 players on the OVC's All-Conference teams. Seven Redhawks earned All-America honors, led by First-Team All-America pitcher Joey Lucchesi in 2016. Nine SEMO players were selected in the MLB Draft during Bieser's tenure.

Bieser was a standout on the diamond at SEMO, where he earned his degree in Science in Mathematics Education in 1988. Following his career with the Redhawks, he was drafted by the Philadelphia Phillies in the 32nd round of the 1988 MLB Draft.

COACHING STAFF



STEVE BIESER

427-324-1 ALL-TIME RECORD
 GAMECOCKS HEAD COACH - 2024 - PRESENT
 101-72 JAX STATE RECORD

BORN: August 4, 1967 (58) | Perryville, Missouri

COLLEGE: Southeast Missouri State, 1989 | Outfielder

FAMILY: Wife: Diahann | Son: Cole | Daughters: Whitley, Briley, Carley

Year	School	OVR	CONF	Finish	Postseason
2026	Jax State	46-13	23-7	1st	Hattiesburg Reg.
2025	Jax State	37-25	15-12	4th	--
2024	Jax State	18-34	5-19	9th	--
2023	Missouri	30-24	10-20	7th (East)	--
2022	Missouri	28-23	10-20	7th (East)	--
2021	Missouri	15-26	8-22	7th (East)	--
2020	Missouri	11-5	0-0	--	COVID-19
2019	Missouri	34-22-1	13-16-1	4th (East)	--
2018	Missouri	34-22	12-18	T-6th (East)	--
2017	Missouri	36-23	14-16	4th (East)	--
2016	SEMO	39-21	22-8	1st	Starkville Reg.
2015	SEMO	36-23	20-7	1st	--
2014	SEMO	37-20	23-7	1st	--
2013	SEMO	26-33	13-17	6th	--



BIESER IN THE MLB

Drafted by the Phillies in 32nd round of the 1988 MLB June Amateur Draft, Bieser was signed by the Montreal Expos in 1995 before becoming a free agent in 1996 and signed by the New York Mets. Bieser made his MLB debut on April 1, 1997, with the Mets against the San Diego Padres. Bieser became a free agent again in October 1997, and was signed by the Pirates in December of that same year, playing his final professional season in Pittsburgh. Bieser primarily played as a pinch hitter, with one of his biggest hits coming on June 18, 1997, where he pinch hit for Matt Franco, scoring the game-tying run in the Subway Series finale.



Tyler Packanik
Associate Head Coach
Marietta, 2016



Ari Adut
Asst. Coach/Hitting
East Central, 2015



Ryan Kramer
Asst. Coach/Pitching
Dickinson, 2014



Cory Wright
Dir./BSB Ops, Player Dev.
Valdosta State, 2021



Morgan Luncford
Graduate Assistant / Development
Wofford, 2024

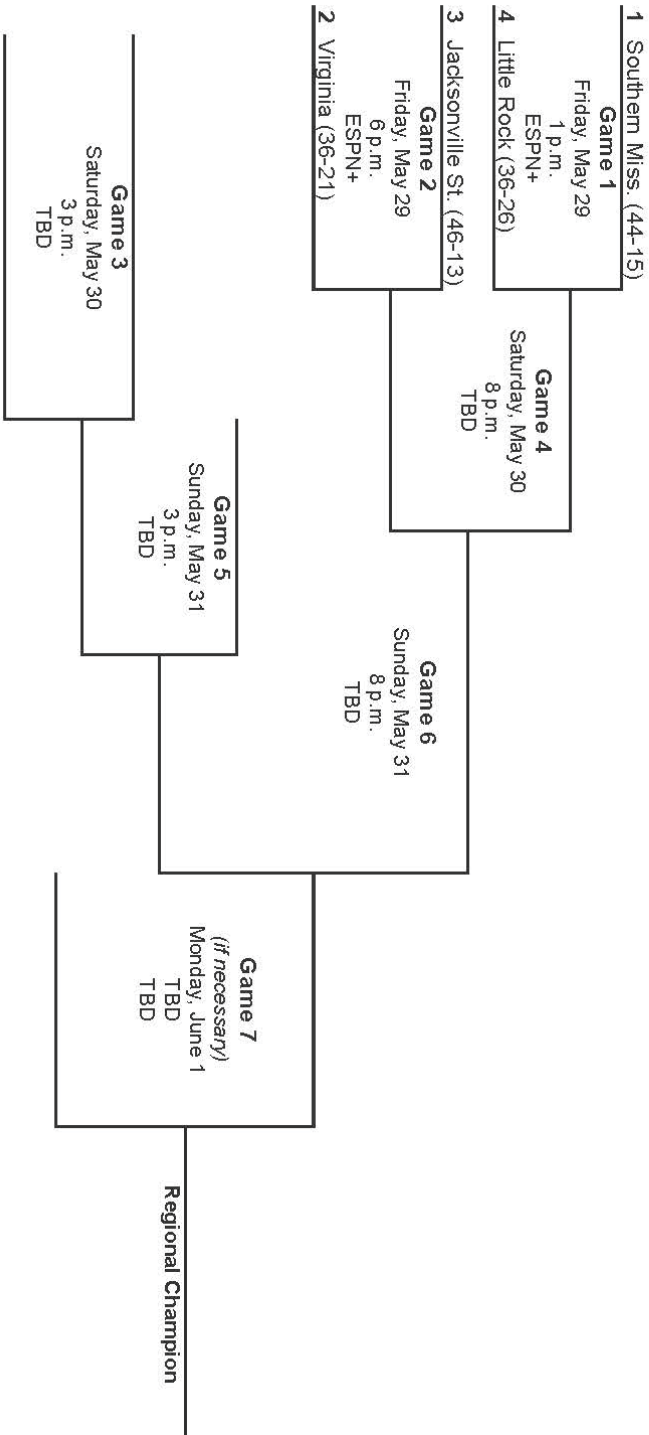


Andrew Carroll
Student Assistant / Performance

Bieser coaches 3B, Packanik coaches 1B | Kramer makes mound visits, Bieser makes pitching changes



**2026 NCAA Division I Baseball Championship
Hattiesburg Regional
May 29 - June 1, 2026**



*Home team
All times are local and subject to change.

© 2026 National Collegiate Athletic Association. No commercial use without the NCAA's written permission.



7 - BRADY THOMAS | UTL/RHP | SR

FB/SL/CH

Last App: vs. WKU, 5/22/26 *Last Win:* at North Alabama, 3/10/26 *Last Loss:* at Alabama, 2/25/2025 *Last Save:* n/a

- > Two-way player for the Gamecocks.
- > On the mound, the righty managed a 1-1 record with 14 strikeouts.
- > Joined the program from Jones College where he collected seven saves and 26 Ks.

11 - STEVEN CASH | LHP | SR

FB/CH/SL

Last App: vs. Liberty, 5/24/26 *Last Win:* vs. MTSU, 5/21/26 *Last Loss:* at Liberty, 4/12/26 *Last Save:* --

- > CUSA Preseason All-Conference Selection | 2026 Second Team All-Conference Selection
- > Finished his junior season with a record of 5-2 and an ERA of 4.59, pitching a team-high 86.1 innings.
- > Only allowed 33 walks while fanning 63.

15 - CHASE HORST | LHP | SR

FB/SL/CH

Last App: vs. DBU, 5/23/26 *Last Win:* at Troy, 4/21/26 *Last Loss:* Kennesaw St., 5/8/26 *Last Save:* vs. MTSU, 5/21/26

- > Transfer from Cincinnati.
- > Went 2-0 in his final season with th Bearcats, putting together a 4.22 ERA in 15 appearances.
- > Held opponents to just .188 in 2026.

17 - GRAYSON KNIGHT | RHP | SR

FB/CV/SL/CH

Last App: at MOST, 5/1/26 *Last Win:* Akron, 2/21/25 *Last Loss:* Alabama, 3/4/25 *Last Save:* --

- > Made seven appearances and one start in his first season with the Gamecocks.
- > Joined the program after two seasons at Indiana Westeyan, where he posted a 5.46 ERA with 60 Ks in his final season.
- > Top-50 righty coming out of high school in Indiana per Perfect Game.

22 - BEAU BRYANS | LHP | SR

FB/CH/SL

Last App: vs. DBU, 5/23/26 *Last Win:* Kennesaw St., 5/9/26 *Last Loss:* at DBU, 5/15/26 *Last Save:* --

- > 2026 Second Team All-Conference Selection
- > Transfer from Alabama where he was used as a situational reliever in 2025.
- > Two-way at Jones College. Appeared posted a 3.67 ERA with 133 Ks, while posting a .319 BA with 73 hits, 57 RBI, 51 runs, 12 doubles and eight homers.

24 - JUD FILES | RHP | JR

FB/SL/CV/CH

Last App: vs. Liberty, 5/24/26 *Last Win:* vs. Liberty, 5/24/26 *Last Loss:* -- *Last Save:* --

- > Arrives to Jax State from Itawamba CC where he was a Junior College All-American.
- > All-time single season strikeout record holder at ICC with 108 Ks.
- > Began his career at Mississippi State, but did not play for the Bulldogs.

25 - RYAN GERAGHTY | RHP | JR

FB/SL/CH

Last App: vs. DBU, 5/23/26 *Last Win:* Auburn, 5/12/26 *Last Loss:* at UAB, 3/24/26 *Last Save:* vs. DBU, 5/24/26

- > Tallied 30.2 innings with a 2-1 record and one save, fanning 25 in his first season with Jax State.
- > Earned a save against DBU on May 24, holding the line and sending the Gamecocks to the CUSA title game.
- > Was at Wichita State prior to Jax State, finishing 2-0 with an ERA of 8.00 for the Shockers.

27 - TAYLOR WALDRON | RHP | JR

FB/CV/SL/CH

Last App: MVSU, 2/25/26 *Last Win:* -- *Last Loss:* -- *Last Save:* --

- > Transfer from John A. Logan College, where he compiled a record of 9-0 and an ERA of 3.05.
- > Struck out 84 in 62 innings, only giving up 17 walks.
- > In 2024, he went 8.0 innings against Lake Land College, giving up five hits, no earned runs, and sat down six batters.

31 - FISHER CANTRELL | RHP | SO

FB/SL/CV/CH

Last App: vs. WKU, 5/22/26 *Last Win:* Alabama A&M, 3/18/26 *Last Loss:* at Alabama, 3/3/26 *Last Save:* --

- > Made nine appearances during his freshman season, recording nine strikeouts and holding opponents to a .083 average.
- > Prepped at Harris County HS, where he was ranked the 48th-best prospect in Georgia by Perfect Game.
- > Three-time Perfect Game Preseason Underclass All-American Honorable Mention.

33 - OWEN ARNDT | RHP | SR

FB/SL/CV

Last App: Alabama A&M, 4/14/26 *Last Win:* at Kennesaw St., 4/4/25 *Last Loss:* at Kennesaw St., 4/5/25 *Last Save:* --

- > Made 20 relief appearances during his first season at Jax State.
- > Made three appearances of 1.2 innings, his longest outing in Division I.
- > Played his sophomore season at Wallace State, where he had five starts and earned a victory.

35 - JACKSON EVERS | RHP | JR

FB/SL/CH

Last App: vs. WKU, 5/22/26 *Last Win:* Miss. Val. St., 2/25/26 *Last Loss:* -- *Last Save:* --

- > Transfer from Northwest Florida State, where he posted a 4-3 record with a save in 2025.
- > Ended that season with a 4.01 ERA, striking out 35 batters.
- > Started his career at Ole Miss in the fall of 2023, but transferred to NWFSCC before spring.

RECENT APPEARANCES

DATE	DEC	IP	H	R	ER	BB	K	P
5/22/26 (WKU)	--	1.2	1	1	1	2	3	44
5/14/26 (DBU)	--	1.1	4	3	2	2	3	40
4/14/26 (AMU)	--	1.2	1	1	1	1	2	--
3/31/26 (ALA)	--	0.1	1	0	0	1	0	10

RECENT APPEARANCES

DATE	DEC	IP	H	R	ER	BB	K	P
*5/24/26 (LIB)	--	3.2	1	0	0	0	2	62
*5/2/26 (MTSU)	W	5.0	3	3	3	2	8	74
*5/16/26 (DBU)	W	5.0	3	4	4	1	4	61
*5/10/26 (KSU)	--	6.1	2	1	0	3	5	--

RECENT APPEARANCES

DATE	DEC	IP	H	R	ER	BB	K	P
5/23/26 (DBU)	--	0.1	2	1	1	0	0	12
5/21/26 (MTSU)	SV	1.1	0	0	0	1	1	13
5/12/26 (AUB)	SV	2.0	0	0	0	0	2	--
5/8/26 (KSU)	L	0.2	3	3	1	0	0	--

RECENT APPEARANCES

DATE	DEC	IP	H	R	ER	BB	K	P
5/1/26 (MOST)	--	1.0	2	0	0	0	1	16
4/14/26 (AMU)	--	0.1	2	3	0	1	1	21
4/3/26 (MTSU)	--	0.1	0	0	0	1	0	5
3/24/26 (UAB)	--	1.0	1	0	0	1	2	24

RECENT APPEARANCES

DATE	DEC	IP	H	R	ER	BB	K	P
*5/23/26 (DBU)	--	3.0	3	3	3	3	5	68
*5/15/26 (DBU)	L	2.1	6	7	7	2	3	64
*5/9/26 (KSU)	W	7.0	5	4	1	2	5	--
*5/2/26 (MOST)	W	7.0	3	0	0	2	5	96

RECENT APPEARANCES (DIV I)

DATE	DEC	IP	H	R	ER	BB	K	P
5/24/26 (LIB)	W	2.2	2	0	0	2	4	56
5/22/26 (WKU)	--	1.1	1	0	0	0	1	19
5/16/26 (DBU)	--	0.0	1	0	0	0	0	9
5/12/26 (AUB)	--	1.1	3	1	1	1	2	--

RECENT APPEARANCES

DATE	DEC	IP	H	R	ER	BB	K	P
5/23/26 (DBU)	--	3.0	2	1	1	1	5	46
5/21/26 (MTSU)	--	0.2	1	0	0	0	0	8
5/16/26 (DBU)	--	2.0	0	0	0	1	2	24
*5/12/26 (AUB)	W	5.2	3	0	0	1	3	--

RECENT APPEARANCES

DATE	DEC	IP	H	R	ER	BB	K	P
2/25/26 (MVSU)	--	3.2	4	4	4	1	6	61
2/13/26 (CIN)	--	0.2	1	2	2	1	0	30

RECENT APPEARANCES

DATE	DEC	IP	H	R	ER	BB	K	P
5/22/26 (WKU)	--	0.1	0	0	0	1	1	18
5/22/26 (WKU)	--	2	0	0	0	1	1	30
3/18/26 (AMU)	W	2.2	0	0	0	0	7	41
3/10/26 (UNA)	--	0.0	1	2	2	1	0	12

RECENT APPEARANCES

DATE	DEC	IP	H	R	ER	BB	K	P
4/14/26 (AMU)	--	1.1	2	2	2	2	1	37
3/24/26 (UAB)	--	0.1	1	1	1	0	0	6
2/25/26 (MVSU)	--	0.1	0	0	0	0	1	6
2/24/26 (MVSU)	--	1.0	1	0	0	0	2	17

RECENT APPEARANCES

DATE	DEC	IP	H	R	ER	BB	K	P
5/22/26 (WKU)	--	2.0	3	4	4	2	1	33
5/14/26 (DBU)	--	2.2	2	2	2	1	2	43
5/8/26 (KSU)	--	0.1	0	0	0	0	0	--
4/24/26 (MVSU)	--	0.2	1	0	0	1	2	19

38 - JOSH SIBLEY | LHP | R-JR | FB/CV/SL

Last App: vs. WKU, 5/22/26 **Last Win:** at DBU, 5/4/24 **Last Loss:** vs. Auburn, 3/8/23 **Last Save:** --

- > Redshirted for the 2025 season.
- > In 2024, he ended the season with a 2-0 record and an ERA of 5.40.
- > Against SIU that year, he went for three innings, a season-long, and only allowed a single hit, fanning four.

39 - KARSON BONAPARTE | RHP | SR | FB/SL/CH

Last App: Miss. Val. St., 2/25/26 **Last Win:** vs. DBU, 5/24/25 **Last Loss:** at Auburn, 5/13/25 **Last Save:** --

- > Earned four wins and tallied 30 strikeouts during his first season at Jax State.
- > Had a season-high seven Ks in 3.2 innings against Liberty on March 28.
- > Named to the 2025 CSC Academic All-District Team.

40 - JAXSON DAVIS | RHP | SR | FB/SL

Last App: Alabama A&M, 4/14/26 **Last Win:** vs. Sam Houston, 4/26/26 **Last Loss:** -- **Last Save:** at Kennesaw St., 4/5/25

- > Earned a win and a save in his first season with the Gamecocks.
- > Had a five-game streak where he did not give up a run from March 9 to April 5.
- > Spend two seasons at John A. Logan prior to his time at Jax State.

41 - MADDOX McDOUGALL | RHP | SO | FB/SL/CV/CH

Last App: vs. DBU, 5/23/26 **Last Win:** at MOST, 5/3/26 **Last Loss:** vs. WKU, 5/25/25 **Last Save:** Valpo, 3/7/26 (DH-2)

- > 2026 Second Team All-Conference Selection
- > Finished his freshman campaign with a 5.01 ERA in 41.1 innings.
- > Earned four wins, striking out 26 and held opposing batters to .266. Had a career-high five innings of scoreless ball against UAB in 2025.

43 - SAM SCHMIDT | RHP | JR | FB/SL/CV/CH

Last App: at DBU, 5/15/26 **Last Win:** -- **Last Loss:** -- **Last Save:** --

- > Transfer from Northwest Florida State, where he posted a 6.00 ERA with a 3-2 record and one save in his lone year.
- > Struck out 50 in 42 innings of work.
- > Played at Troy in his freshman year, making his collegiate debut against Auburn on Marh 12, 2024.

44 - ELI PILLSBURY | LHP | SR | FB/SL/CV/CH

Last App: vs. WKU, 5/22/26 **Last Win:** FIU, 4/17/26 **Last Loss:** at DBU, 5/14/26 **Last Save:** --

- > 2026 First Team All-Conference Selection
- > Transfer from NC State, where he did not see action for the Wolfpack.
- > Played at John A. Logan for his first two years of college ball, held a 5.47 ERA with three wins and three saves his sophomore season.

45 - CONNOR BROOKS | RHP | SR | FB/SL/CV

Last App: vs. LA Tech, 5/23/25 **Last Win:** -- **Last Loss:** at Georgia State, 4/8/25 **Last Save:** vs. Oakland, 2/14/25

- > Made 19 appearances in his first season with the Gamecocks.
- > Struck out 19 in 17.1 innings of work.
- > Transferred to Jax State from Jones College.

47 - JACKSON SLEEPER | RHP | SR | FB/SL

Last App: vs. Liberty, 5/24/26 **Last Win:** MTSU, 4/2/26 **Last Loss:** NMSU, 4/24/26 **Last Save:** NMSU, 4/25/26

- > CUSA Preseason All-Conference Selection
- > His seven saves in 2025 were the second most in the league.
- > Struck out seven in 3.1 innings of work against WKU, the third time he has had seven Ks in a game.

51 - SKYLER HUTTO | RHP | JR | FB/SL/CV

Last App: vs. DBU, 5/23/26 **Last Win:** vs. DBU, 5/23/26 **Last Loss:** at Liberty, 4/11/26 **Last Save:** Kennesaw St., 5/9/26

- > 2026 First Team All-Conference Selection
- > Transfer from Shelton State, won his only start in 2025, ending the season 1-0.
- > In 2024, he had six games with three or more Ks, including back-to-back games with five (3/2 vs. #4 Wabash Valley, 3/9 vs. Southern Union).

55 - JAMES WILSON | RHP | R-JR | FB/SL/CH

Last App: Alabama A&M, 4/14/26 **Last Win:** at WKU, 5/15/25 **Last Loss:** vs. DBU, 5/22/25 **Last Save:** --

- > Put together a 3-3 record with a 4.18 ERA in his first year with the Gamecocks.
- > Shut down DBU in the CUSA semifinals, fanning four while only allowing one run over four innings.
- > Transferred from Gulf Coast State.

66 - HUNTER PUDLO | RHP | SR | FB/SL

Last App: at UAB, 3/24/26 **Last Win:** -- **Last Loss:** -- **Last Save:** --

- > Has been with the program since the 2025 season, but has not made an appearance.
- > Was at Parkland College, where he earned three victories in relief his sophomore season.
- > Was the 14th-ranked pitching prospect out of Illinois per Perfect Game coming out of high school.

RECENT APPEARANCES

DATE	DEC	IP	H	R	ER	BB	K	P
5/22/26 (WKU)	--	0.0	0	0	0	1	0	6
5/21/26 (MTSU)	--	0.1	0	0	0	0	0	6
5/15/26 (DBU)	--	1.1	0	0	0	1	1	23
4/14/26 (AAMU)	--	0.0	1	0	0	0	0	5

RECENT APPEARANCES

DATE	DEC	IP	H	R	ER	BB	K	P
2/25/26 (MVSU)	--	0.2	0	0	0	2	1	24
2/13/26 (CIN)	--	0.1	1	1	1	1	0	20
5/24/26 (DBU)	W	6.1	5	3	2	1	0	66
5/17/26 (WKU)	--	1.0	3	1	1	0	0	17

RECENT APPEARANCES

DATE	DEC	IP	H	R	ER	BB	K	P
4/14/26 (AAMU)	--	0.0	0	0	0	1	0	3
5/23/26 (UT)	--	1.0	3	3	3	1	1	29
5/17/26 (WKU)	--	0.2	1	1	1	0	0	12
5/11/26 (LT)	--	0.0	0	1	1	2	0	14

RECENT APPEARANCES

DATE	DEC	IP	H	R	ER	BB	K	P
5/23/26 (DBU)	--	2.0	1	0	0	3	2	47
5/16/26 (DBU)	--	2.0	1	0	0	0	2	31
5/10/26 (KSU)	--	1.2	0	0	0	0	0	--
5/3/26 (MOST)	W	1.1	0	0	0	0	3	18

RECENT APPEARANCES

DATE	DEC	IP	H	R	ER	BB	K	P
5/15/26 (DBU)	--	0.2	0	0	0	0	0	7
4/14/26 (AAMU)	--	1.1	0	0	0	0	1	18
3/24/26 (UAB)	--	0.1	1	0	0	1	0	9
3/18/26 (AAMU)	--	0.1	2	2	1	1	2	20

RECENT APPEARANCES

DATE	DEC	IP	H	R	ER	BB	K	P
*5/22/26 (WKU)	--	1.2	2	3	3	3	1	45
*5/14/26 (DBU)	L	2.0	8	8	8	1	3	62
*5/8/26 (KSU)	--	7.1	1	2	1	1	12	--
*5/1/26 (MOST)	L	2.0	4	6	6	3	1	63

RECENT APPEARANCES

DATE	DEC	IP	H	R	ER	BB	K	P
5/23/26 (LT)	--	0.1	0	0	0	2	0	14
5/21/26 (LT)	--	0.0	1	0	0	0	0	4
5/16/26 (WKU)	--	1.0	4	3	3	1	1	24
5/11/26 (LT)	--	2.0	2	2	2	1	1	30

RECENT APPEARANCES

DATE	DEC	IP	H	R	ER	BB	K	P
5/24/26 (LIR)	--	0.2	0	0	0	1	1	16
5/23/26 (DBU)	--	0.0	0	0	0	1	0	7
5/21/26 (MTSU)	--	1.2	2	0	0	0	1	20
5/16/26 (DBU)	--	3.2	2	3	3	2	5	62

RECENT APPEARANCES

DATE	DEC	IP	H	R	ER	BB	K	P
5/23/26 (DBU)	W	0.2	0	0	0	1	1	14
5/22/26 (WKU)	W	2.0	4	3	3	0	1	25
5/10/26 (KSU)	W	1.0	2	2	0	1	1	--
5/9/26 (KSU)	SV	1.2	0	0	0	0	2	--

RECENT APPEARANCES

DATE	DEC	IP	H	R	ER	BB	K	P
*4/14/26 (AAMU)	--	0.1	3	4	3	0	0	13
*3/24/26 (UAB)	--	0.0	0	3	3	3	0	17
*3/18/26 (AAMU)	--	5.1	5	4	4	1	6	82
3/7/26 (VAL-1)	--	1.0	1	2	2	1	0	20

RECENT APPEARANCES

DATE	DEC	IP	H	R	ER	BB	K	P
3/24/26 (UAB)	--	0.0	0	0	0	1	0	5
2/24/26 (MVSU)	--	0.2	0	1	1	3	0	32



WEEKLY AWARDS

Feb. 16	Player	Ryan Franden (Sam Houston)
	Pitcher	Ben Blair (Liberty)
Feb. 23	Player	Trey Hawsey (LA Tech)
	Pitcher	Steven Cash (Jax State)
March 2	Player	Caleb Johnson (Jax State)
	Pitcher	Ben Blair (Liberty)
March 9	Player	Grayson Ashe (Jax State)
	Pitcher	Beau Bryans (Jax State)
March 16	Player	Jake Bennett (DBU)
	Pitcher	Declan Dahl (LA Tech)
March 23	Player	Brant Kragel (MO State)
	Pitcher	Ben Blair (Liberty)
March 30	Player	Layne Akers (MTSU)
	Pitcher	Ryan Peterson (Sam Houston)
April 6	Player	Cade Bogenpohl (MO State)
	Pitcher	Jason Schaaf (MO State)
April 13	Player	Gabe Roessler (MO State)
	Pitcher	Declan Dahl (LA Tech)
April 20	Player	Chayton Krauss (DBU)
	Co-Pitcher	Eli Pillsbury (Jax State)
	Co-Pitcher	Cole Torbett (MTSU)
April 27	Player	Jordan Jaffe (Liberty)
	Co-Pitcher	Beau Bryans (Jax State)
	Co-Pitcher	Steven Cash (Jax State)
May 4	Player	Jackson Chirello (KSU)
	Pitcher	Liam Watt (DBU)
May 11	Player	Taeg Gollert (MO State)
	Pitcher	Eli Pillsbury (Jax State)
May 18	Player	Luke Pettitte (DBU)
	Pitcher	David Horn, Jr. (MTSU)

PRESEASON HONORS

Preseason Player of the Year	Chayton Krauss, DBU
Preseason Pitcher of the Year	Ben Blair, LIB
Preseason All-CUSA Team	
Catcher	Grayson Ashe, Jax State
Infielder	Keaton Grady, DBU
Infielder	Chayton Krauss, DBU
Infielder	Tanner Marsh, LIB
Infielder	Kyle Hayes, WKU
Outfielder	Cole Cleveland, FIU
Outfielder	Andrew Idefonso, FIU
Outfielder	Caden Bogenpohl, MO ST
Designated Hitter	Jake Bennett, DBU
Designated Hitter	Steve Solorzano, NMSU
Utility	Max Knight, MO ST
Starting Pitcher	Ryan Borberg, DBU
Starting Pitcher	Steven Cash, Jax State
Starting Pitcher	Ben Blair, LIB
Starting Pitcher	Drew Horn, MTSU
Relief Pitcher	Jackson Sleeper, Jax State
Relief Pitcher	Blake Hooks, IT

CONFERENCE STANDINGS


TEAM NAME	CONFERENCE		OVERALL		H	A	N	STRK	RPI
	W-L	PCT	W-L	PCT					
#1 Jax State *	23-7	.767	46-13	.780	25-6	16-7	5-0	W5	25
#2 Liberty ^	21-9	.700	41-19	.683	19-12	19-6	3-1	L1	32
#3 Missouri State ^	20-10	.667	34-19	.642	21-3	11-15	2-1	L1	23
#4 Dallas Baptist ^	19-11	.633	32-26	.552	19-12	12-12	1-2	L1	71
#5 Louisiana Tech	19-11	.633	33-25	.569	19-12	12-11	2-2	L3	80
#6 Western Kentucky	14-16	.467	30-27	.526	22-14	7-12	1-1	L1	139
#7 Kennesaw State	13-17	.433	25-28	.472	16-12	9-14	0-2	L2	92
#8 Sam Houston	13-17	.433	25-33	.431	13-15	11-17	1-1	L1	169
#9 Middle Tennessee	12-18	.407	26-31	.473	22-11	4-18	0-2	L4	222
Florida Int'l	10-20	.333	19-35	.352	16-16	3-19	0-0	WI	225
New Mexico State	9-21	.300	20-34	.370	15-13	5-20	0-1	L1	224
Delaware	7-23	.233	19-35	.352	15-12	4-23	0-0	WI	241

Top 9 teams qualify for CUSA Championship - Red line notes cut line for 2026 tournament | ^ Semifinal participants | * Tournament champion

CONFERENCE USA POSTSEASON AWARDS

Player of the Year	First Team All-CUSA	Second Team All-CUSA	All-Freshman Team
Tanner Marsh, Liberty	C: Grayson Ashe, Jax State INF: Chayton Krauss, DBU	C: Tyler Minnick, MTSU INF: Evan Bouldin, Delaware	Anthony DeCeasare, Delaware Jaxon Pate, Jax State
Pitcher of the Year Ben Blair, Liberty	INF: Tanner Marsh, Liberty INF: Logan Fyffe, Missouri State INF: Lane Arroyos, WKU	INF: Caleb Johnson, Jax State INF: Trey King, Jax State INF: Trey Hawsey, LA Tech	Josh Gibbs, Kennesaw State Grayson McCollum, Kennesaw State Jayden Summerville, Kennesaw State Thomas Allen, LA Tech
Newcomer of the Year Declan Dahl, LA Tech	OF: Jake Bennett, DBU OF: Jaxon Pate, Jax State OF: Nick Barone, Liberty	OF: Dylan Schlaegel, DBU OF: Owen Nowak, MTSU OF: Jonatan Clough, NM State	Casey McCoy, LA Tech Layne Akers, MTSU
Defensive Player of the Year Tanner Marsh, Liberty	DH: Luke Pettitte, DBU SP: Eli Pillsbury, Jax State SP: Ben Blair, Liberty	DH: Layne Akers, MTSU SP: Liam Watt, DBU SP: Beau Bryans, Jax State	Ross Felder, Missouri State Wes Baker, Sam Houston Cade Corcoran, Sam Houston
Freshman of the Year Jaxon Pate, Jax State	SP: Declan Dahl, LA Tech SP: Ryan Peterson, Sam Houston RP: Skyler Hutto, Jax State	SP: Bradley Zayac, Liberty RP: Maddox McDougall, Jax State	
Keith LeClair Coach of the Year Steve Bieser, Jax State	RP: Daniel Powell, Kennesaw State UT: Curry Sutherland, Missouri State	RP: Cooper Harrington, Liberty UT: Cooper Williams, Kennesaw State	
Assistant Coach of the Year Ryan Kramer, Jax State			





2026 CUSA BASEBALL CHAMPIONSHIP

KENNESAW, GA // MAY 20-24 // HOSTED BY KENNESAW STATE

POOL A

JAX STATE 1

WKU 8

MIDDLE TENNESSEE 9

WED: 9 VS 6
THU: 1 VS 9
FRI: 6 VS 1

POOL B

LIBERTY 2

LA TECH 5

SAM HOUSTON 8

WED: 8 VS 5
THU: 2 VS 8
FRI: 5 VS 2

POOL C

MISSOURI STATE 3

DBU 4

KENNESAW STATE 7

WED: 7 VS 4
THU: 3 VS 7
FRI: 4 VS 3

STANDINGS

- POOL A: 1. Jax State (2-0) →, 6. WKU (1-1), 9. MTSU (0-1)
- POOL B: 2. Liberty (2-0) →, 8. SHSU (1-1), 5. LA Tech (0-2)
- POOL C: 3. MSU (2-0) →, 4. DBU (1-1) →, 7. KSU (0-2)

* Top team from each pool + wild card advance

* Tebreafter for wild card position goes to highest remaining seed with best record

→ Advanced to Semifinal Round

WED MAY 20

POOL PLAY

SAM HOUSTON 8

LA TECH 5

MIDDLE TENNESSEE 9

WKU 8

KENNESAW STATE 7

DBU 4

THU MAY 21

POOL PLAY

LIBERTY 2

SAM HOUSTON 8

JAX STATE 1

MIDDLE TENNESSEE 9

WKU 8

MISSOURI STATE 3

DBU 4

FRI MAY 22

POOL PLAY

LA TECH 5

LIBERTY 2

WKU 8

JAX STATE 1

MISSOURI STATE 3

DBU 4

SAT MAY 23

SEMIFINALS

DBU 4

JAX STATE 1

MISSOURI STATE 3

LIBERTY 2

JAX STATE 1

MISSOURI STATE 3

SUN MAY 24

CHAMPIONSHIP

JAX STATE 1

LIBERTY 2

JAX STATE 1

LIBERTY 2

JAX STATE 1

LIBERTY 2



Home team listed on bottom

All Times Eastern and subject to change



RETURNING PRODUCTION

Stat		Returning	Total	Pct.
AB	At-Bats	1355	2023	67%
R	Runs	282	417	67.6%
H	Hits	373	555	67.2%
2B	Doubles	81	115	70.4%
3B	Triples	14	20	70%
HR	Home Runs	37	53	69.8%
RBI	Runers Batted In	254	368	70.9%
AVG	Batting Average	-	.274	-
SLG	Slugging Percentage	-	.430	-
OBP	On-Base Percentage	-	.390	-
BB	Walks	190	301	63.1%
HBP	Hit By Pitches	60	100	60%
K	Strikeouts	341	531	64.2%
SF	Sacrifice Flies	21	27	77.8%
SH	Sacrifice Hits	26	32	81.2%
SB	Stolen Bases	89	123	72.4%

Stat		Returning	Total	Pct.
W	Wins	28	38	72.2%
SV	Saves	11	15	73.3%
IP	Innings Pitched	378.1	523.2	70.5%
H	Hits Allowed	347	488	71%
ER	Earned Runs Allowed	228	323	68.9%
BB	Walks Allowed	187	312	60.9%
SO	Strikeouts	300	452	66.4%
HR	Home Runs Allowed	51	83	61%
AVG/A	Average Against	-	.248	-

NON-CONFERENCE BREAKDOWN

Opponent	Conf.	2025	Series	Last	RPI
Cincinnati	Big XII	33-28	0-0 First Meeting	n/a	37
Georgia State	Sun Belt	28-30	18-11	W, 10-5 4/30/2024	182
Toledo	Mid-American	32-29	1-0	W, 18-9 2004	134
Miss. Valley State	SWAC	8-29	0-0 First Meeting	n/a	303
Memphis	American	22-33	2-1	W, 13-9 2/18/2024	218
Alabama	SEC	41-18	10-38	L, 1-11 3/4/2025	15
Valparaiso	Missouri Valley	10-40	7-1	W, 13-9 2/27/2021	298
North Alabama	ASUN	24-31	74-15	W, 13-9 (7 inn) 4/30/2023	189
Samford	SoCon	30-27	56-38	W, 8-4 (10 inn.) 3/18/2025	88
Alabama A&M	SWAC	5-40	11-2	L, 4-8 4/28/2015	308
UAB	American	24-30	41-29	W, 8-5 4/22/2025	188
Auburn	SEC	41-20	17-28	L, 1-18 (7 inn.) 5/13/2025	5
Troy	Sun Belt	38-21	57-33	L, 2-12 (7 inn.) 4/29/2025	47
NON-CONFERENCE TOTALS		336-574 (.473)			163 (avg)

CONFERENCE BREAKDOWN

Opponent	2025	Series	Last	RPI
Sam Houston	12-43	2-4	L, 4-12 4/27/2025	248
Western Kentucky	48-14	5-5	L, 5-8 5/25/25	44
LA Tech	32-25	4-4	W, 7-8 5/23/25	111
Middle Tennessee	23-32	21-27	W, 8-4 5/4/25	200
Liberty	30-27	4-5	W, 8-1 3/28/25	88
Florida International	31-27	8-8	L, 4-11 3/23/25	122
New Mexico State	22-33	2-4	L, 6-7 4/19/25	172
Missouri State	30-25	0-0 First Meeting	n/a	174
Kennesaw State	31-27	20-24	W, 8-8 4/5/25	58
Dallas Baptist	41-18	4-8	W, 5-3 5/24/25	22
CONFERENCE TOTALS		298-271 (.524)		125 (avg)

GAMECOCKS IN THE PROS

With 70 draft picks, Jax State baseball players have success when it comes to getting to the next level. The Gamecocks currently have three players who were drafted either straight from The Hills or came through Jax State on their way to the minor leagues and the big leagues.

> Jake Peppers | Chicago White Sox


Current Team: Winston-Salem Dash
(High-A) 2026 Stats: 9.35 ERA, 8 G, 8.2 IP, 14 H, 9 R, 9 ER, 1 HR, 0 HP, 6 BB, 8 SO, .359 BAA

> Jackson Phipps | Athletics

Current Team: ACL Athletics
(Low-A) 2026 Stats: 7.71 ERA, 5 G, 2 GS, 16.1 IP, 16 H, 15 R, 14 ER, 3 HR, 2 HP, 10 BB, 17 SO, .258 BAA

> Joe Scarborough | New York Mets

Current Team: St. Lucie Mets
(Low-A) 2026 Stats: 2.57 ERA, 6 G, 7.0 IP, 6 H, 2 R, 2 ER, 0 HR, 1 HP, 6 BB, 7 SO, .250 BAA



JAKE PEPPERS
2023
RD 9, PK 269



JACKSON PHIPPS
2025
RD 16, PK 470



JOE SCARBOROUGH
2025
RD 19, PK 583

RECORD BREAKDOWN

BY UNIFORM (HAT, JERSEY, PANTS)

White/White/White	7-3
Black/Black/White	9-2
Black/Red/White	2-0
Black/Grey/Grey	6-2
Black/Black/Grey	5-2
Black/Red/Grey	4-1
Red/White/White	1-0
Red/Red/White	9-1
Red/Grey/Grey	2-1
Red/Black/Grey	1-0
Red/Red/Grey	0-1

BY HAT

White w/ AKC	7-3
Red w/ AKC	13-3
Black w/AKC	26-7

BY JERSEY

White Gamecocks	8-3
Red Script	15-3
Black Wordmark	16-4
Grey Wordmark	8-3

BY PANTS

White Pants	28-6
Grey Pants	18-7

DAY OF WEEK

Monday	0-0
Tuesday	7-4
Wednesday	2-0
Thursday	2-1
Friday	10-5
Saturday	14-2
Sunday	11-1

PRESEASON POLL

FIRST PLACE VOTES IN PARENTHESES

- Dallas Baptist (9) - 141
- Louisiana Tech (1) - 111
- Kennesaw State - 108
- Jax State (1) - 102
- Western Kentucky - 97
- Missouri State - 90
- Liberty - 85
- Florida International - 56
- New Mexico State (1) - 45
- Middle Tennessee - 38
- Delaware - 37
- Sam Houston - 26

CUSA TEAMS IN REGIONALS



HATTIESBURG REGIONAL

- Southern Miss
- Virginia
- Jax State
- Little Rock



ATHENS REGIONAL

- Georgia
- Boston College
- Liberty
- Long Island



LAWRENCE REGIONAL

- Kansas
- Arkansas
- Missouri State
- Northeastern

IN MEMORIAM



This season, Jax State Baseball will wear the initials "BK" on all three of its game hats in memory of Bob Kennamer, a Trustee Emeritus of Jacksonville State University who passed away in late November 2025.

Mr. Kennamer's connection to Jax State Baseball dates back to his student days, when—while serving as Student Government Association President—he led a fundraising effort that helped re-establish the baseball program. His lifelong commitment to the University included more than 26 years of service on the Board of Trustees, where he also served on the Athletic Committee and played a significant role in the growth of Jax State Athletics.

In recognition of his extraordinary service and generosity, Mr. Kennamer, who was a two-time graduate, received an honorary doctorate from Jacksonville State University in 2006. In 2009, he and his wife, Lou Kennamer, were honored with the Jimmy Bryan Award, recognizing their decades of dedication and support of Gamecock student-athletes.

The "BK" on the caps serves as a lasting tribute to Mr. Kennamer's legacy and his enduring impact on Jax State Baseball.

RUDY ABBOTT FIELD AT JIM CASE STADIUM

Capacity: 2,020

Surface: AstroTurf

First Game: February 4, 1995 (vs. Carson-Newman)

First Victory: February 4, 1995 (W. Carson-Newman, 5-4)

Field Dedication: September 2018 (named after Jim Case)

Field Dimensions: 328 (LL) - 375 (LC) - 403 (CF) - 380 (RC) - 335 (RL)

Grandstand: Covered area for concessions and restrooms

Dugouts: Sunken with area for TV cameras near each dugout. 1st base d/o has mud room connected to facility

Home Dugout: First base side

Batter's Eye: 35 ft. x 55 ft. located in center field

Press Box: Seating for 5 media members; separate booth for television

VIP Suites: Four suites with indoor area with social room, television and additional seating above home dugout

Batting Cages: Covered facility outside right field, batting cages and pitching lab with balcony overlook available

Retired Numbers:

#18 (former head coach Rudy Abbott)

#26 (former head coach Jim Case)

#59 (former pitcher Todd Jones)

> Rudy Abbott Field has been the home to Jax State baseball since 1995, when the Gamecocks moved from their former home, University Field, which serves as the current home of Jax State Softball. In September of 2018 after a revitalization of the facility, JSU added Jim Case Stadium.

> The stadium includes a 1,000 seat spectator grandstand with a shade canopy, four VIP suites that will be able to entertain large groups with seating inside and outside, a new state-of-the-art press box to include radio and television broadcast booths and a game operations center.

> The Gamecocks' home dugout is located along the first-base line and adjacent to a new clubhouse that features a locker room, lounge, team meeting area and athletic training treatment area. The clubhouse is attached to an enclosed training facility that allows batting and pitching workouts. Step-down team dugouts, bullpens, new coaches offices and meeting space are also included in the state-of-the-art facility.





Longest Winning Streaks

- 6 (May 14-24, 2022), (Feb 15-23, 2025)
- 7 (Mar. 6 - 15, 2026)
- 10 (Feb. 15 - Mar. 3, 2026)
- 12 (May 6-May 25, 2019)
- 17 (April 26-May 22, 2008)
- 20 (1994)

Longest Winning Streaks in Conference Play

- 5 (May 14-21, 2022)
- 8 (May 21, 2021-March 27, 2022)
- 13 (May 14, 2015-April 9, 2016) / (Mar. 13 - April 10, 2026)

Longest Losing Streak

- 6 (May 3-13, 2022)
- 16 (2001)

Longest Losing Streak in Conference Play

- 4 (May 7-13, 2022)
- 5 (April 17-26, 2014)

Swept Opp in Three-Game Series (Also double for Conference)

- Apr. 17 - 19, 2026 (Florida International)

Swept Opp in Three-Game Series-Home (Also double for Conference)

- Apr. 17 - 19, 2026 (Florida International)

Swept Opp in Three-Game Series-Away (Also double for Conference)

- Mar. 27 - 29, 2026 (LA Tech)

Swept Opp in Three-Game Series (Non-Con)

- Mar. 6 - Mar. 7, 2026 (Valparaiso)

Swept Opp in Three-Game Series-Home (Non-Con)

- Mar. 6 - Mar. 7, 2026 (Valparaiso)

Swept Opp in Three-Game Series-Away (Non-Con)

- Feb. 27 - Mar. 1, 2026 (Memphis)

Swept in Three-Game Series (Conference)

- May 17-18, 2024 (at Sam Houston)

Swept in Three-Game Series-Home (Conference)

- April 11 - 13, 2025 (Dallas Baptist)

Swept in Three-Game Series-Away (Conference)

- May 17-18, 2024 (at Sam Houston)

Swept in Three-Game Series (Non-Con)

- March 11-13, 2022 (South Alabama)

Swept in Three-Game Series-Home (Non-Con)

- March 11-13, 2022 (South Alabama)

Swept in Three-Game Series-Away (Non-Con)

- February 22-24, 2019 (at Jacksonville)

Last Extra Innings Game

- Feb. 17, 2026 (Georgia State)

Last Extra Innings Win

- Feb. 17, 2026 (Georgia State)

Last Extra Innings Loss

- May 25, 2025 (Western Kentucky)

Last Walk-Off

- May 24, 2026 (vs Liberty)

Sam Richardson homered to center field, 2 RBI (0-1 F); Cooper Blausner scored.

Most Runs in a Game Scored

- 12 May 22, 2026 vs Western Kentucky
- 13 Apr 29, 2022 at North Alabama
- 13 Apr. 18, 2026 Florida International
- 15 Apr. 7, 2026 at Auburn
- 16 Apr 23, 2022 Lipscomb
- 17 March 7, 2026 Valparaiso (DH-1)
- 20 May 06, 2019 at UT Martin
- 21 Apr 26, 2025 Sam Houston
- 21 Mar 30, 2018 Murray State (DH-2)
- 26 Apr 30, 2016 at Belmont
- 28 Mar 25, 2003 at Alabama A&M

Most Runs in an Inning Scored

- Top 1st 6 Apr 1, 2025 at Alabama State
- Top 1st 6 Mar. 24, 2026 at UAB
- Top 4th 7 Apr 29, 2022 at North Alabama
- Bot 7th 7 Apr 26, 2025 Sam Houston
- Bot 5th 8 Apr 27, 2022 Mercer
- Bot 7th 8 Mar 7, 2026 Valparaiso
- Bot 3rd 9 Feb. 24, 2026 Mississippi Valley State
- Top 7th 13 Mar 29, 2014 at Eastern Illinois
- Bot 3rd 13 Apr 5, 2024 FIU

Most Runs in an Inning Conceded

- Top 5th 5 May 10, 2022 ALABAMA
- Bot 5th 6 Apr 8, 2025 at Georgia State
- Bot 4th 6 May 07, 2022 at Eastern Kentucky-1
- Top 3rd 7 Apr 13, 2025 DALLAS BAPTIST
- Top 4th 8 Apr 27, 2022 MERCER
- Top 4th 8 Mar 17, 2024 at SIU
- Top 3rd 10 Mar 09, 2022 TROY
- Bot 2nd 11 May 13, 2016 at Morehead State
- Bot 4th 11 May 13, 2025 at Auburn
- Bot 2nd 13 Feb 25, 2025 at Alabama

Hits

- 16 * Apr 30, 2022 at North Alabama W 12-2
- 17 Apr. 7, 2026 at Auburn W, 15-4 (8)
- 19 Apr 07, 2021 at Alabama State W 14-10
- 20 Mar. 7, 2026 Valparaiso (DH-1) W, 17-3
- 21 * Mar 30, 2018 MURRAY STATE-2 W 21-3
- 31 * Apr 30, 2016 at Belmont Bruins W 26-11

Last 20+ Hits Games Back to Back

- * May 21-22, 2010 at Morehead State W 17-0, W 21-10

Home Runs in a Game

- 5 * Apr 29, 2022 at North Alabama W 13-8
- 6 * May 06, 2019 at UT Martin W 20-2
- 8 * Apr 18, 2019 at Eastern Kentucky W 18-3

Last Back to Back Home Runs

- Top 2nd * May 19, 2022 at Bellarmine W 12-1
- o Alexander (1 RBIs), then Norton (1 RBI), and Jackson (1 RBI)*

Triples in a Game

- 1 Mar. 20, 2026 Western Kentucky W, 10-3
- 2 May 2, 2026 at Missouri State W, 10-2
- 3 Feb 18, 2025 SAMFORD W, 12-6

Doubles in a Game

- 5 (Multiple times in 2025)
- 6 * May 01, 2021 at UT Martin-2 W 14-4
- 7 Apr 07, 2021 at Alabama State W 14-10
- 11 * Apr 30, 2016 at Belmont Bruins W 26-11

Walks/Base on Balls

- 5 Feb. 27, 2026 at Memphis W, 10-1
- 6 Apr. 4, 2026 Middle Tennessee W, 3-1
- 7 Apr. 26, 2026 New Mexico State W, 10-0
- 8 * May 01, 2022 at North Alabama W 9-3
- 9 Mar. 24, 2026 at UAB L, 11-16
- 11 Apr. 14, 2026 Alabama A&M W, 15-11
- 12 * Apr 23, 2022 LIPSCOMB W 16-1

Stolen Bases

- 3 Mar. 17, 2026 Samford L, 7-6
- 4 Mar. 18, 2026 vs. Alabama A&M W, 12-7
- 5 Feb. 24/25, '26 Mississippi Valley State W, 15-3, W, 7-4
- 6 Apr. 14, 2026 Alabama A&M W, 15-11
- 7 Feb 28, 2025 Arkansas State W, 10-0 (7)
- Apr 1, 2025 at Alabama State W, 12-6

Games with 0, 1, or 2 Strikeouts

- 2 Apr. 26, 2026 New Mexico State W, 10-0 (F/7)
- 1 * May 12, 2007 Tennessee-Martin W 13-2

Shut Out

- Last/Away Apr 27, 2021 at Troy 0-2 L
- Last/Home * Apr 22, 2022 LIPSCOMB 0-4 L
- Back 2 Back 2001 Siena 0-1 L
- Siena 0-3 L
- Back 2 Back 2 Back N/A

Last Hit for the Cycle

- Robby Goodson (March 9, 2004 vs Toledo 16-3 W)

Pinch Hit Grand Slam

- Bottom 8th Apr. 3, 2026, Middle Tenn., W, 7-6 Greg LaChance

RBI's

- 6 3/7/2026 Valparaiso, W, 17-3 Grayson Ashe
- 7 4/28/2012 Austin Peay W 17-2
- 8 4/18/2004 Eastern Kentucky W 14-5

Grand Slam

- B8 4/3/2026 Middle Tennessee W 7-6 Greg LaChance

10+ Total Bases

- 10 5/19/2022 at Bellarmine Carson Crowe
- 11 2/28/2026 at Memphis Brady Thomas

Hit by Pitch

- 2 5/19/2022 at Bellarmine
- 3 2/25/2026 Mississippi Valley State
- 4 4/18/2026 Florida International
- 5 3/18/26 vs Alabama A&M

Pitching Staff Holding Opp Under 1 or 2 Hits

- 1 Hit Mar 11, 2025 Troy (W, 11-1)
- 2 Hits Feb. 21, 2026 Toledo (W, 2-1)

Strikeouts by Pitching Staff in a Game

- 12 Mar. 10, 2026 at North Alabama
- 13 * Mar. 14, 2026 at Sam Houston
- 14 Mar. 7, 2026 Valparaiso (DH-2)
- 15 * Mar. 27, 2026 at LA Tech
- 16 * Apr. 24, 2026 New Mexico State
- 18 Apr. 19, 2026 Florida International
- 22 * May 17, 2018 at SIUE

Zero Walks by a Pitching Staff

- Feb. 27, 2026 at Memphis

Shut-Outs by a Pitching Staff

- Home Apr. 26, 2026 New Mexico State 10-0
- Road * Mar 27, 2026 at LA Tech 4-0
- Neutral * May 24, 2026 vs Liberty 10-0
- Postseason * May 24, 2026 vs Liberty 10-0
- B2B Apr. 25, 2026 New Mexico State 4-0
- Apr. 26, 2026 New Mexico State 10-0
- Conf. Home * May 10, 2025 Louisiana Tech 4-0
- Conf. Away * Mar 27, 2026 at LA Tech 4-0
- Conf. Neutral * May 25, 2018 vs Southeast Missouri 11-0

Last Time a Pitcher Pitched 9 Complete Innings

- Will Baker * May 11, 2024 Middle Tennessee W, 9-2

Strikeouts by a Pitcher in a Game

- 11 Strikeouts Isaiah Magwood vs North Alabama (Home, 3/25/22) W, 11-8
- 12 Strikeouts Eli Pillsbury at LA Tech (Road, 3/27/26) W, 4-0
- 13 Strikeouts Steven Cash vs Florida Int'l (Home, 4/19/26) W, 7-2
- 14 Strikeouts Colton Pate vs Eastern Illinois (Home, 3/18/17) W, 6-3

Double Plays

- 3 Mar. 1, 2025 at Memphis W, 7-1
- 4 May 3, 2022 UAB L, 1-7
- 5 Mar 9, 2004 Toledo W, 16-3

Errors

- 3 Mar. 24, 2026 UAB L, 11-16
- 4 Apr. 14, 2026 Alabama A&M W, 15-11
- 5 Mar 1, 2025 Arkansas State W, 8-7
- 7 May 10, 2011 UAB L, 11-14



NOTES

RETIRED NUMBERS

> The Jax State baseball program has three retired numbers that are never to be worn again by any player or coach. These numbers are Rudy Abbott's #18, Jim Case's #26, and Todd Jones' #59.

> Rudy Abbott spent 32 years as head coach of the Gamecocks from 1970-2001 and became just the 29th coach in NCAA history to win 1,000 games, winning 1,003 in his tenure. He was named Jacksonville State's Sports Information Director in 1964, before taking over the baseball program six years later. Abbott led the Gamecocks to two NCAA National Championships, claiming back-to-back titles in 1990 and again in 1991. During his tenure at JSU, he was named NCAA District Coach of the Year six times.

> No other team has experienced the success than Jim Case enjoyed during his time as head coach at Jacksonville State. He led the program into the ASUN, where the program's NCAA Division I roots began. His Jacksonville State baseball teams won seven Ohio Valley Conference Championships; won more OVC games during that 16-year span than any other team in the league; won three OVC Coach of the Year Awards; and the Gamecocks played in the OVC Tournament Championship game 10 out of 16

years. Case, who was named the 2019, 2008 and 2005 Ohio Valley Conference Coach of the Year, has posted a 646-529 overall record.

> Todd Jones, a native of Marietta, Ga., who now makes his home in Pell City, hurled Jax State to back-to-back World Series appearances in 1988 and '89, striking out 171 batters along the way. Following his senior season, he was selected by the Houston Astros in the first round (supplemental), the 27th pick overall. He made it to the big leagues in 1993, and quickly settled in as the Astros closer, notching 33 saves over a two-year span. In '97, Jones was traded to the Detroit Tigers in a blockbuster deal, and finished fourth in the league with 31 saves, a career high and the most by a Tiger since 1986. He finished tied for fourth in the league in saves, and was named "Rolands July Reliever of the Month" when he went 1-0 with a 1.29 ERA and 10 saves. He is currently first on the Tigers all-time saves list.

STORYLINES

THREE IS A MAGIC NUMBER

Third seasons for Jax State coaches tend to be good ones. Jax State's first baseball coach, J.W. Stephenson, earned 14 victories in 1950, his third season, for a record of 14-8, the most wins in a single season during his tenure with the team. Frank Lovrich in 1960 posted a record of 20-7, matching his win total from the year prior. In 1972, Rudy Abbott guided the Gamecocks to a 28-7 record, and would take the Gamecocks to its first NCAA Regionals the following year. Jim Case led Jax State to an Ohio Valley Conference tournament title and its first trip to the Division I NCAA Regionals in 2004, heading to the Atlanta Regional to take on Georgia Tech and Mississippi State.

I RECOGNIZE YOU!

Caleb Johnson, Josh Sibley, and Jackson Sleeper are the only players on the team to have been at Jax State for more than two years. Everyone else on the squad is either entering their second year with the program or is beginning their time with the program.

GIVE HIM A HAND

Former pitcher Donovan Hand was inducted into the Jax State Sports Hall of Fame prior to the season. Hand led the Gamecock pitching staff in wins in each of his three seasons and is the only Division I player in program history with multiple seasons of at least nine wins. He helped win the 2005 OVC regular season title and the 2006 OVC Tournament title to send Jax State to the NCAA Tournament. His Gamecock career came to a close early when he was drafted by the Milwaukee Brewers in the 14th round of the 2007 Major League Baseball Draft. He would later make his MLB debut for the Brewers on May 26, 2013 where he pitched 4.2 scoreless innings against the Atlanta Braves. Hand's final MLB outing came with the Cincinnati Reds in 2015.

CONSISTENCY IS KEY

Caleb Johnson made his 150th career start on Saturday, Feb. 14, against Cincinnati. Johnson will also look to etch his name into the Jax State record book in several categories, including triples, and stolen bases in a career, where he currently ranks 16th all-time in program history in triples and 13th all-time in steals in a career. Johnson is the only four-year position player on the roster.

SHINING ACHIEVEMENT

Jax State boasts the only weekend pitching rotation to have all of its starters named CUSA Pitcher of the Week. Steven Cash earned the honor in Week 2, Bryans in Week 4, and Pillsbury in Week 11.

THANK YOU!

If you're reading this, I appreciate you reading through these notes!

GAMECOCKS IN THE POLLS

WEEK	DI	BA	64A	NCBWA	PG	COACHES
PRESEASON	NR	NR	NR	NR	NR	NR
WEEK 2	NR	NR	NR	NR	NR	NR
WEEK 3	NR	NR	NR	NR	NR	NR
WEEK 4	NR	NR	NR	NR	NR	NR
WEEK 5	NR	NR	NR	NR	NR	NR
WEEK 6	NR	NR	17	RV	NR	RV (1-36)
WEEK 7	NR	NR	20	RV	25	RV (31)
WEEK 8	NR	NR	NR	24	23	RV (31)
WEEK 9	NR	24	NR	24	21	RV (28)
WEEK 10	NR	NR	NR	RV	NR	RV (28)
WEEK 11	NR	NR	NR	RV	NR	RV (28)
WEEK 12	NR	NR	25	25	NR	RV (26)
WEEK 13	NR	24	NR	24	NR	RV (26)
WEEK 14	NR	NR	NR	24	NR	25
WEEK 15	NR	NR	25	25	NR	RV (26)
REGIONALS	21	23	NRP	25 (NRP)	NRP	23

NR - Not Ranked RV - Receiving Votes UR - Unreleased when notes were made NRP - No new poll

INNING-BY-INNING HIGHS

OPPONENT	1ST	2ND	3RD	4TH	5TH	6TH	7TH	8TH	9TH	EXTRAS
Alabama A&M	5 4/14	4 5/14	5 5/15	4 3/14	4 5/9	5 3/18	4 5/22	3 3/15	3 5/8	-
DBU	6 5/16	6 3/14	4 5/24	8 4/14	9 2/24	5 3/7	8 3/7	4 3/23	7 3/18	1 2/17
DBU		at Sam Houston	vs. Liberty	vs. Alabama A&M	vs. MVSU	vs. Valpo-I	vs. Valpo-2	vs. Western Ky.	vs. Alabama A&M	vs. GAST (11th)



BIG INNINGS (3+ HITS)

OPPONENT	INN.	BATTERS	R	H	E	FINAL	OPPONENT	INN.	BATTERS	R	H	E	FINAL	OPPONENT	INN.	BATTERS	R	H	E	FINAL
2/13/26 (CIN)	B8	6	2	3	0	11-5 CIN	3/14/26 (SHSU)	T1	8	4	4	0	18-7 JKST	4/10/26 (LIB)	T6	10	5	5	0	8-4 JKST
2/20/26 (TOL)	B5	6	1	3	0	5-0 JKST	3/14/26 (SHSU)	T2	9	6	5	0	18-7 JKST	4/11/26 (LIB)	T6	6	2	3	0	7-6 LIB
2/22/26 (TOL)	B3	9	3	4	0	12-9 JKST	3/14/26 (SHSU)	T4	8	2	4	0	18-7 JKST	4/11/26 (LIB)	T7	8	3	5	0	7-6 LIB
2/22/26 (TOL)	B7	7	4	3	0	12-9 JKST	3/17/26 (SAM)	B4	9	5	5	0	7-6 SAM	4/14/26 (AAMU)	B2	10	4	3	0	15-11 JKST
2/24/26 (MVUSU)	B5	14	9	4	1	15-3 JKST	3/18/26 (AAMU)	T9	11	7	4	2	12-7 JKST	4/14/26 (AAMU)	B4	14	8	7	2	15-11 JKST
2/27/26 (MEM)	T4	7	3	3	0	10-1 JKST	3/20/26 (WKU)	B1	7	2	3	0	10-3 JKST	4/14/26 (AAMU)	B6	7	2	3	0	15-11 JKST
2/27/26 (MEM)	T5	6	3	3	0	10-1 JKST	3/20/26 (WKU)	B4	9	4	4	0	10-3 JKST	4/21/26 (TROY)	T4	8	5	4	0	5-4 JKST
2/27/26 (MEM)	T6	8	3	3	0	10-1 JKST	3/20/26 (WKU)	B7	8	2	3	1	10-3 JKST	4/24/26 (NMSU)	B2	5	0	3	0	6-3 NMSU
2/28/26 (MEM)	T2	7	4	4	0	9-4 JKST	3/21/26 (WKU)	B3	7	4	3	0	6-2 JKST	4/26/26 (NMSU)	B4	8	3	3	0	10-0 JKST
3/3/26 (ALA)	T9	6	2	3	0	6-5 ALA	3/22/26 (WKU)	B1	7	3	4	1	10-0 JKST	5/10/26 (KSU)	B8	7	2	3	0	4-3 JKST
3/6/26 (VALPO)	B6	7	2	3	0	3-2 JKST	3/22/26 (WKU)	B6	7	3	4	1	10-0 JKST	5/15/26 (DBU)	T3	7	3	4	0	10-6 DBU
3/7/26 (VALPO-1)	B1	7	3	3	0	17-3 JKST	3/24/26 (UAB)	T1	9	6	5	0	16-11 UAB	5/16/26 (DBU)	T5	8	3	4	0	13-4 JKST
3/7/26 (VALPO-1)	B3	8	3	5	0	17-3 JKST	3/27/26 (LATECH)	T3	6	1	3	0	4-0 JKST	5/21/26 (MTSU)	T6	7	2	3	0	9-3 JKST
3/7/26 (VALPO-1)	B4	7	2	3	1	17-3 JKST	3/27/26 (LATECH)	T9	7	2	3	0	4-0 JKST	5/21/26 (MTSU)	T9	9	5	5	0	9-3 JKST
3/7/26 (VALPO-1)	B6	9	5	6	1	17-3 JKST	3/29/26 (LATECH)	T8	7	2	3	0	7-4 JKST	5/23/26 (DBU)	B5	6	2	3	0	6-5 JKST
3/7/26 (VALPO-2)	B5	7	3	3	0	13-2 JKST	4/3/26 (MTSU)	B1	6	2	3	1	7-6 JKST	5/24/26 (LIB)	B3	7	4	3	1	10-0 JKST
3/7/26 (VALPO-2)	B7	10	8	5	0	13-2 JKST	4/7/26 (AUB)	T1	6	3	3	1	15-4 JKST	5/24/26 (LIB)	B5	7	3	3	0	10-0 JKST
3/10/26 (UNA)	T7	9	3	4	0	8-3 JKST	4/7/26 (AUB)	T3	6	2	4	0	15-4 JKST							
3/13/26 (SHSU)	T5	7	2	3	1	3-1 JKST	4/7/26 (AUB)	T8	6	2	3	0	15-4 JKST							

SERIES STATS

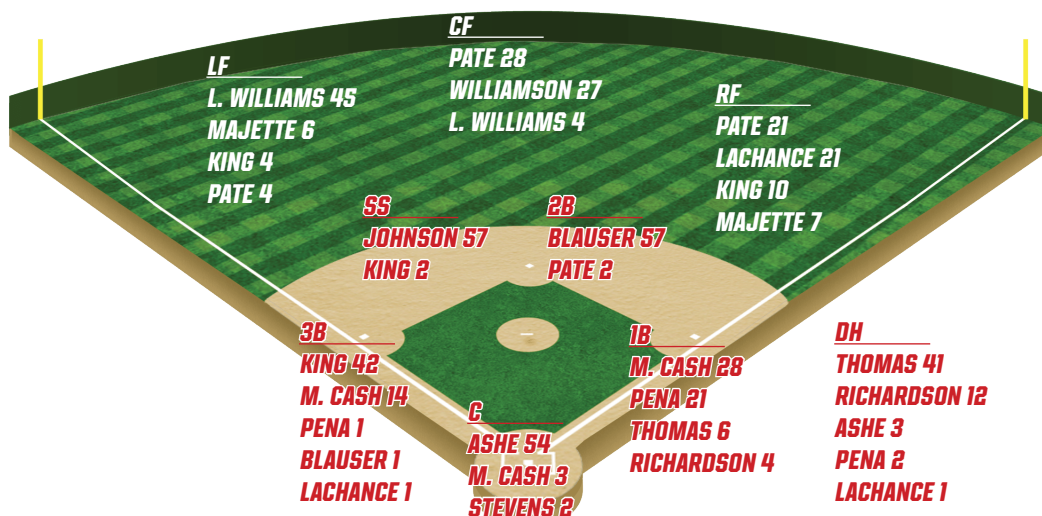
HITTING

TEAM	W-L	AVG	R	H	2B	3B	HR	RBI	BB	K	SB
Cincinnati	1-2	.179	11	17	5	0	1	9	16	31	2-2
Toledo	3-0	.261	19	24	7	1	1	17	11	22	6-6
Memphis	3-0	.311	26	32	4	2	7	23	12	27	10-11
Valparaiso	3-0	.440	33	40	9	0	4	30	12	15	8-10
Sam Houston	3-0	.327	25	35	8	0	4	24	8	22	7-8
Western Kentucky	3-0	.354	26	35	6	1	2	24	6	17	3-4
LA Tech	3-0	.282	16	29	5	0	3	12	9	18	4-7
Middle Tennessee	3-0	.270	16	24	0	0	2	13	14	21	4-5
Liberty	1-2	.270	16	27	9	0	0	14	4	28	2-4
Florida Int'l	3-0	.318	24	27	5	0	2	20	20	12	8-8
New Mexico State	2-1	.300	17	27	3	2	2	15	15	13	2-5
Missouri State	2-1	.330	23	34	3	3	2	21	19	25	1-4
Kennesaw State	2-1	.297	11	22	7	1	1	11	12	22	2-2
Dallas Baptist	1-2	.297	22	30	5	1	5	19	10	22	1-2
CUSA Championship	4-0	.368	37	49	12	1	8	36	13	20	4-5

PITCHING

TEAM	W-L	ERA	IP	H	R	ER	BB	K	OPP. AVG
Cincinnati	1-2	4.67	27.0	20	17	14	20	31	.208
Toledo	3-0	3.33	27.0	23	10	10	23	29	.237
Memphis	3-0	1.67	27.0	21	6	5	7	29	.219
Valparaiso	3-0	2.35	23.0	16	7	6	6	30	.200
Sam Houston	3-0	3.60	25.0	17	11	10	7	33	.191
Western Kentucky	3-0	1.73	26.0	15	5	5	12	27	.167
LA Tech	3-0	2.33	27.0	19	7	7	16	37	.198
Middle Tennessee	3-0	3.33	27.0	25	12	10	13	26	.243
Liberty	1-2	5.33	25.1	28	15	15	21	30	.275
Florida Int'l	3-0	1.08	25.0	12	5	3	10	35	.145
New Mexico State	2-1	2.16	25.0	17	6	6	13	32	.198
Missouri State	2-1	5.19	26.0	23	16	15	9	23	.237
Kennesaw State	2-1	1.00	27.0	15	12	3	8	27	.155
Dallas Baptist	1-2	9.78	23.0	27	27	25	11	25	.293
CUSA Championship	4-0	5.03	34.0	28	19	19	24	38	.226

STARTS BY POSITION





PLAYER	DATE	OPP	NOTE	ON BASE	OUTS	DISTANCE	SPEED	ANGLE
Grayson Ashe	2/15	Cincy	Season First	0	0	411'	103mph	23.3 deg
Caleb Johnson	2/22	Toledo	Grand Slam	3	1	421'	103mph	27.7 deg
Cooper Blauser	2/24	MVSU	Season First	0	1	361'	104mph	21.0 deg
Trey King	2/27	Memphis	Season First	0	0	377'	104mph	19 deg
Grayson Ashe	2/27	Memphis		1	1	385'	104mph	27 deg
Sam Richardson	2/27	Memphis	Season First	1	2	368'	104mph	23 deg
Brady Thomas	2/28	Memphis	Season First	1	2	386'	104mph	27 deg
Luke Williams	2/28	Memphis	Season First	0	0	353'	106mph	21 deg
Trey King	3/1	Memphis		0	0	357'	96mph	33 deg
Caleb Johnson	3/1	Memphis		1	1	345'	105mph	26 deg
Grayson Ashe	3/7	Valpo-1		2	0	403'	98mph	32.1 deg
Brady Thomas	3/7	Valpo-1		0	2	398'	102mph	27.7 deg
Caleb Johnson	3/7	Valpo-2		1	0	338'	94mph	34.7 deg
Orlando Pena	3/7	Valpo-2	Run-Rule HR	2	2	-	-	-
Grayson Ashe	3/10	North Ala.		0	0	387'	99mph	-
Luke Williams	3/13	SHSU		0	0	331'	102mph	6
Brady Thomas	3/14	SHSU	Grand Slam	3	0	380'	6	6
Ace Williamson	3/14	SHSU	Season First	0	2	404'	6	6
Matthew Cash	3/14	SHSU	Season First	1	1	358'	96mph	6
Orlando Pena	3/18	AAMU		0	0	6	6	6
Sam Richardson	3/18	AAMU		1	1	6	6	6
Caleb Johnson	3/18	AAMU		0	1	6	6	6
Grayson Ashe	3/21	WKU		2	2	408'	103mph	33.4 deg
Cooper Blauser	3/22	WKU		2	0	378'	104mph	30.9 deg
Ace Williamson	3/24	UAB		2	2	*	*	*
Caleb Johnson	3/28	LA Tech		0	2	373'	96mph	33.6 deg
Grayson Ashe	3/28	LA Tech		0	0	359'	100mph	28.6 deg
Cooper Blauser	3/29	LA Tech		0	2	392'	102mph	29.7 deg
Sam Richardson	3/31	Alabama		0	2	397'	105mph	35.2 deg
Sam Richardson	4/2	MTSU		1	0	384'	109mph	19 deg
Greg LaChance	4/3	MTSU	Pinch Hit	3	2	411'	102mph	25.9 deg
Caleb Johnson	4/19	FIU		1	1	457'	108mph	27 deg
Cooper Blauser	4/19	FIU	Back-to-Back	0	1	369'	106mph	22.2 deg
Caleb Johnson	4/21	Troy		2	2	369'	*	*
Trey King	4/24	NMSU		0	0	405'	102mph	24 deg
Brady Thomas	4/26	NMSU		0	2	351'	92mph	37 deg
Jaxon Pate	5/2	MOST	Career-First	2	1	*	*	*
Sam Richardson	5/3	MOST		2	0	*	*	*
Brady Thomas	5/9	KSU		1	0	411'	101mph	28.9 deg
Jaxon Pate	5/15	DBU	First Pitch	0	0	*	*	*
Brady Thomas	5/15	DBU		0	2	*	*	*
Brady Thomas	5/16	DBU		1	1	*	*	*
Sam Richardson	5/16	DBU	Back-to-Back	0	1	*	*	*
Grayson Ashe	5/16	DBU		0	2	*	*	*
Luke Williams	5/21	MTSU		0	1	-	-	-
Trey King	5/22	WKU		1	1	-	-	-
Brady Thomas	5/22	WKU		0	2	-	-	-
Caleb Johnson	5/22	WKU		0	2	-	-	-
Sam Richardson	5/24	LIB		0	2	428'	107mph	24.8 deg
Caleb Johnson	5/24	LIB		1	1	355'	96mph	31.5 deg
Brady Thomas	5/24	LIB		1	2	376'	109mph	24.3 deg
Sam Richardson	5/24	LIB		1	2	-	-	-

(* numbers not given/received by SID at time of publication | (&*) was not tracked by Trackman

	C	1B	2B	3B	SS	LF	CF	RF	DH
2/13	Ashe	Pena	Blauser	M. Cash	Johnson	L. Williams	Williamson	King	Thomas
2/14	Ashe	Pena	Blauser	M. Cash	Johnson	King	L. Williams	LaChance	Thomas
2/15	Ashe	Pena	Pate	M. Cash	Johnson	King	Williamson	LaChance	Thomas
2/17	Ashe	Pena	Blauser	M. Cash	Johnson	King	L. Williams	LaChance	Thomas
2/20	Ashe	Pena	Blauser	M. Cash	King	L. Williams	Pate	LaChance	Thomas
2/21	Ashe	M. Cash	Pate	Blauser	King	L. Williams	Williamson	Majette	Thomas
2/22	Ashe	Pena	Blauser	M. Cash	Johnson	King	Williamson	Pate	Thomas
2/24	Stevens	Pena	Blauser	LaChance	Johnson	L. Williams	Pate	King	Richardson
2/25	Stevens	Richardson	Blauser	M. Cash	Johnson	L. Williams	Williamson	King	Thomas
2/27	Ashe	Pena	Blauser	M. Cash	Johnson	L. Williams	Pate	King	Richardson
2/28	Ashe	Pena	Blauser	M. Cash	Johnson	L. Williams	Pate	King	Thomas
3/1	Ashe	Richardson	Blauser	Pena	Johnson	L. Williams	Pate	King	Thomas
3/3	Ashe	Pena	Blauser	M. Cash	Johnson	L. Williams	Pate	King	Thomas
3/6	Ashe	Richardson	Blauser	M. Cash	Johnson	L. Williams	Pate	King	Thomas
3/7 DH-1	M. Cash	Thomas	Blauser	King	Johnson	L. Williams	Pate	LaChance	Ashe
3/7 DH-2	Ashe	M. Cash	Blauser	King	Johnson	Pate	Williamson	LaChance	Thomas
3/10	Ashe	Pena	Blauser	M. Cash	Johnson	L. Williams	Pate	King	Thomas (P)
3/13	Ashe	M. Cash	Blauser	King	Johnson	L. Williams	Pate	LaChance	Thomas
3/14	Ashe	M. Cash	Blauser	King	Johnson	L. Williams	Williamson	Pate	Thomas
3/15	Ashe	M. Cash	Blauser	King	Johnson	L. Williams	Williamson	Pate	Thomas
3/17	Ashe	M. Cash	Blauser	King	Johnson	L. Williams	Williamson	Pate	Richardson
3/18	M. Cash	Thomas	Blauser	King	Johnson	L. Williams	Williamson	Pate	Ashe
3/20	Ashe	M. Cash	Blauser	King	Johnson	L. Williams	Williamson	Pate	Thomas
3/21	Ashe	Pena	Blauser	M. Cash	Johnson	L. Williams	Williamson	Pate	Richardson
3/22	Ashe	M. Cash	Blauser	King	Johnson	L. Williams	Williamson	Pate	Pena
3/24	Ashe	M. Cash	Blauser	King	Johnson	L. Williams	Williamson	Pate	Thomas
3/27	Ashe	M. Cash	Blauser	King	Johnson	L. Williams	Williamson	Pate	LaChance
3/28	Ashe	M. Cash	Blauser	King	Johnson	L. Williams	Pate	Majette	Pena
3/29	M. Cash	Pena	Blauser	King	Johnson	L. Williams	Pate	LaChance	Ashe
3/31	Ashe	M. Cash	Blauser	King	Johnson	L. Williams	Pate	LaChance	Thomas
4/2	Ashe	Pena	Blauser	King	Johnson	L. Williams	Pate	LaChance	Richardson
4/3	Ashe	M. Cash	Blauser	King	Johnson	L. Williams	Williamson	Pate	Richardson
4/4	Ashe	M. Cash	Blauser	King	Johnson	L. Williams	Pate	LaChance	Thomas
4/7	Ashe	M. Cash	Blauser	King	Johnson	L. Williams	Pate	LaChance	Thomas
4/10	Ashe	M. Cash	Blauser	King	Johnson	L. Williams	Pate	LaChance	Thomas
4/11	Ashe	M. Cash	Blauser	King	Johnson	L. Williams	Pate	LaChance	Thomas
4/12	Ashe	M. Cash	Blauser	King	Johnson	L. Williams	Pate	LaChance	Thomas
4/14	Ashe	Richardson	Blauser	King	Johnson	L. Williams	Pate	LaChance	Thomas
4/17	Ashe	Pena	Blauser	King	Johnson	L. Williams	Pate	LaChance	Richardson
4/18	Ashe	M. Cash	Blauser	King	Johnson	L. Williams	Williamson	Pate	Thomas
4/19	Ashe	M. Cash	Blauser	King	Johnson	L. Williams	Williamson	Pate	Thomas
4/21	Ashe	M. Cash	Blauser	King	Johnson	L. Williams	Williamson	Pate	Thomas
4/24	Ashe	Thomas	Blauser	King	Johnson	Pate	Williamson	LaChance	Richardson
4/25	Ashe	M. Cash	Blauser	King	Johnson	L. Williams	Williamson	Pate	Thomas
4/26	Ashe	M. Cash	Blauser	King	Johnson	L. Williams	Williamson	Pate	Thomas
5/1	Ashe	M. Cash	Blauser	King	Johnson	L. Williams	Williamson	Pate	Thomas
5/2	Ashe	Pena	Blauser	King	Johnson	Majette	Williamson	Pate	Thomas
5/3	Ashe	Pena	Blauser	King	Johnson	Majette	Williamson	Pate	Richardson
5/8	Ashe	Pena	Blauser	King	Johnson	Majette	Williamson	Pate	Thomas
5/9	Ashe	M. Cash	Blauser	King	Johnson	Pate	L. Williams	LaChance	Thomas
5/10	Ashe	Pena	Blauser	King	Johnson	Pate	L. Williams	LaChance	Thomas
5/12	Ashe	Pena	Blauser	King	Johnson	L. Williams	Pate	Majette	Thomas
5/14	Ashe	Pena	Blauser	King	Johnson	L. Williams	Pate	Majette	Thomas
5/15	Ashe	M. Cash	Blauser	King	Johnson	Majette	Williamson	Pate	Thomas
5/16	Ashe	Thomas	Blauser	King	Johnson	Majette	Pate	LaChance	Richardson
5/21	Ashe	Thomas	Blauser	King	Johnson	L. Williams	Pate	Majette	Richardson
5/22	Ashe	M. Cash	Blauser	King	Johnson	L. Williams	Pate	Majette	Thomas
5/23	Ashe	M. Cash	Blauser	King	Johnson	L. Williams	Pate	Majette	Thomas
5/24	Ashe	Thomas	Blauser	M. Cash	Johnson	Majette	Pate	King	Richardson



	1	2	3	4	5	6	7	8	9
2/13	King	Pena	Thomas	Ashe	M. Cash	Blauser	L. Williams	Johnson	Williamson
2/14	King	LaChance	Thomas	Ashe	Pena	M. Cash	Blauser	L. Williams	Johnson
2/15	King	LaChance	Thomas	Ashe	Pena	Pate	M. Cash	Johnson	Williamson
2/17	King	LaChance	Thomas	Ashe	M. Cash	Pena	L. Williams	Blauser	Johnson
2/20	King	LaChance	Thomas	Ashe	Pate	Pena	L. Williams	Blauser	M. Cash
2/21	King	Pate	Ashe	Thomas	Blauser	L. Williams	M. Cash	Majette	Williamson
2/22	King	Pate	Ashe	Thomas	Pena	M. Cash	Blauser	Williamson	Johnson
2/24	King	Blauser	Pate	Stevens	Pena	L. Williams	Richardson	LaChance	Johnson
2/25	King	Blauser	Thomas	Richardson	L. Williams	Stevens	Johnson	M. Cash	Williamson
2/27	King	Blauser	Richardson	Ashe	Pate	L. Williams	M. Cash	Pena	Johnson
2/28	King	Blauser	Thomas	Ashe	Pate	L. Williams	M. Cash	Pena	Johnson
3/1	King	Blauser	Thomas	Ashe	Richardson	Pena	Johnson	Pate	L. Williams
3/3	King	Blauser	Thomas	Ashe	Pate	Johnson	L. Williams	Pena	M. Cash
3/6	Pate	King	Blauser	Thomas	Ashe	M. Cash	Richardson	L. Williams	Johnson
3/7 DH-1	Pate	King	Blauser	Thomas	Ashe	M. Cash	L. Williams	LaChance	Johnson
3/7 DH-2	Pate	King	Blauser	Thomas	Ashe	M. Cash	LaChance	Williamson	Johnson
3/10	Pate	King	Blauser	Thomas	Ashe	M. Cash	Pena	L. Williams	Johnson
3/13	Pate	M. Cash	Blauser	Thomas	Ashe	King	LaChance	L. Williams	Johnson
3/14	Pate	King	Blauser	Thomas	Ashe	L. Williams	Williamson	Johnson	M. Cash
3/15	Pate	King	Blauser	Thomas	Ashe	L. Williams	M. Cash	Williamson	Johnson
3/17	Pate	L. Williams	Blauser	M. Cash	Ashe	King	Richardson	Williamson	Johnson
3/18	Pate	King	Blauser	Thomas	Ashe	M. Cash	L. Williams	Johnson	Williamson
3/20	Pate	L. Williams	Blauser	M. Cash	Ashe	King	Thomas	Johnson	Williamson
3/21	Pate	Johnson	Blauser	Ashe	M. Cash	Richardson	L. Williams	Pena	Williamson
3/22	Pate	Johnson	Blauser	Ashe	M. Cash	Pena	King	Williamson	L. Williams
3/24	Pate	Johnson	Blauser	Thomas	Ashe	M. Cash	King	Williamson	L. Williams
3/27	Pate	King	Blauser	M. Cash	Ashe	L. Williams	Johnson	LaChance	Williamson
3/28	Pate	Johnson	Blauser	Ashe	King	Pena	M. Cash	Majette	L. Williams
3/29	Pate	Johnson	Blauser	Ashe	King	LaChance	M. Cash	Pena	L. Williams
3/31	Pate	Johnson	Blauser	M. Cash	Ashe	King	Thomas	L. Williams	LaChance
4/2	Pate	Johnson	Blauser	Ashe	Richardson	King	LaChance	L. Williams	Pena
4/3	Pate	Johnson	Blauser	M. Cash	Ashe	King	L. Williams	Richardson	Williamson
4/4	Pate	Johnson	Blauser	Thomas	Ashe	L. Williams	M. Cash	LaChance	King
4/7	Pate	Johnson	Blauser	Thomas	Ashe	M. Cash	LaChance	King	L. Williams
4/10	Pate	Johnson	Blauser	Thomas	Ashe	L. Williams	King	LaChance	M. Cash
4/11	Pate	Johnson	Blauser	Thomas	Ashe	King	L. Williams	LaChance	M. Cash
4/12	Pate	Johnson	Blauser	Thomas	Ashe	King	L. Williams	LaChance	M. Cash
4/14	Pate	Johnson	Blauser	Thomas	Ashe	King	Richardson	L. Williams	LaChance
4/17	Pate	Johnson	Blauser	Ashe	LaChance	Pena	King	Richardson	L. Williams
4/18	Pate	Johnson	Blauser	Thomas	Ashe	King	L. Williams	M. Cash	Williamson
4/19	Pate	Johnson	Blauser	Thomas	Ashe	King	L. Williams	M. Cash	Williamson
4/21	Pate	Johnson	Blauser	Thomas	Ashe	King	L. Williams	M. Cash	Williamson
4/24	Pate	Johnson	Blauser	Thomas	Ashe	LaChance	King	Richardson	Williamson
4/25	Pate	Johnson	Blauser	Thomas	Ashe	L. Williams	King	M. Cash	Williamson
4/26	Pate	Johnson	Blauser	Thomas	Ashe	L. Williams	King	M. Cash	Williamson
5/1	Pate	Johnson	Blauser	Thomas	Ashe	King	L. Williams	M. Cash	Williamson
5/2	Pate	Johnson	King	Ashe	Thomas	Blauser	Majette	Pena	Williamson
5/3	Pate	Johnson	Blauser	Ashe	King	Pena	Richardson	Majette	Williamson
5/8	Pate	Johnson	King	Ashe	Thomas	Blauser	Pena	Majette	Williamson
5/9	Pate	Johnson	King	Ashe	Thomas	Blauser	L. Williams	LaChance	M. Cash
5/10	Pate	Johnson	King	Ashe	Thomas	Blauser	LaChance	Pena	L. Williams
5/12	Pate	Johnson	King	Ashe	Thomas	Blauser	Majette	Pena	L. Williams
5/14	Pate	Johnson	King	Ashe	Thomas	Blauser	Majette	Pena	L. Williams
5/15	Pate	Johnson	King	Thomas	Ashe	M. Cash	Blauser	Majette	Williamson
5/16	Pate	Johnson	King	Ashe	Thomas	Richardson	Blauser	Majette	LaChance
5/21	Pate	Johnson	Ashe	Thomas	Richardson	King	Blauser	Majette	L. Williams
5/22	Pate	Johnson	King	Ashe	Thomas	Blauser	M. Cash	Majette	L. Williams
5/23	Pate	Johnson	King	Ashe	Thomas	Blauser	M. Cash	Majette	L. Williams
5/24	Pate	Johnson	King	Ashe	Thomas	Blauser	Richardson	Majette	M. Cash



MULTI-HIT AND MULTI-RBI GAMES

NAME	Multi-Hit Games					Multi-RBI Games				
	2	3	4	5+	TOTAL	2	3	4	5+	TOTAL
1 Caleb Johnson	13	5	1	-	19	7	2	2	1	12
2 Cooper Blauser	14	2	1	-	17	8	1	-	3	12
3 Trey King	10	9	-	-	19	5	2	-	-	7
4 Sam Richardson	3	-	-	-	3	5	3	-	-	8
5 Luke Williams	8	3	-	-	11	4	1	-	-	5
6 Ace Williamson	5	1	1	-	7	1	2	-	-	3
7 Brady Thomas	11	3	1	-	15	7	1	2	-	10
8 Matthew Cash	6	1	-	-	7	5	-	-	-	5
9 Colton Hegwood	-	-	-	-	-	-	-	-	-	-
10 Grayson Ashe	14	4	-	-	18	11	1	1	2	15
12 Evan Williams	-	-	-	-	-	-	-	-	-	-
13 Jaxon Pate	12	7	-	-	19	4	2	-	-	6
14 Trey Majette	1	1	-	-	2	1	-	-	-	1
19 Cade Miles	-	-	-	-	-	-	-	-	-	-
23 Orlando Peña	2	1	-	-	3	2	1	-	-	3
30 Ryan Stevens	-	-	-	-	-	-	-	-	-	-
34 Greg LaChance	3	1	-	-	4	-	-	1	-	1
TEAM	102	38	4	-	144	60	16	6	6	88



1 CALEB JOHNSON, INF S/R 6-2 SR PHENIX CITY, ALA

Career Highs						
Hits	Doubles	Home Runs	RBI	Runs Scored	Walks	Stolen Bases
(2) 4, vs. Memphis, 3/1/26	(4) 2, vs. Kennesaw St., 5/8/26	(2) 1, vs. Liberty, 5/24/26	(2) 5, vs. Toledo, 2/22/26	4, @ UAB, 4/23/24	3, vs. AAMU, 4/14/26	3, @ Samford, 3/18/24

Season Highs						
Hits	Doubles	Home Runs	RBI	Runs Scored	Walks	Stolen Bases
4, vs. Memphis, 3/1	(3) 2, vs. Kennesaw St., 5/8	(9) 1, vs. Liberty, 5/24	5, vs. Toledo, 2/22	3, at Auburn, 4/7	3, vs. AAMU, 4/14	(4) 2, at North Ala., 3/10

- » 2026 Second Team All-Conference Selection
- » One of three players on the team who has been at Jax State for more than two years (Josh Sibley, Jackson Sleeper).
- » Had the fourth-most triples in a single season in Jax State history last year with five.
- » Currently tied for 5th all-time in career triples at Jax State with nine.
- » Seventh in stolen bases in a career at Jax State, currently at 57.

Career NCAA Stats	avg	gp-gs	ab	r	h	2b	3b	hr	rbi	slg%	bb	hbp	so	gdp	ob%	sf	sh	sb
2023	.231	49-45	169	27	39	11	1	3	17	.361	15	6	48	2	.314	1	0	5
2024	.247	42-42	174	40	43	11	1	6	23	.425	19	7	65	0	.345	0	1	14
2025	.254	61-61	228	49	58	9	5	3	33	.377	24	12	66	3	.351	4	3	18
2026	.313	59-57	201	56	63	21	2	9	50	.572	23	17	48	3	.422	3	9	21
Total	.263	211-205	772	172	203	52	9	21	123	.435	81	42	227	8	.361	8	13	58

2 COOPER BLAUSER, INF R/R 6-1 R-JR ALPHARETTA, GA

Career Highs						
Hits	Doubles	Home Runs	RBI	Runs Scored	Walks	Stolen Bases
(3) 4, vs. AAMU, 4/14/26	(4) 2, vs. Valpo, 3/7/26 (DH-1)	(9) 1, vs. FIU, 4/19/26	(3) 5, at Auburn, 4/7/26	(9) 3, vs. FIU, 4/19/26	(14) 2, at Mo State, 5/3/26	3, vs. AAMU, 4/14/26

Season Highs						
Hits	Doubles	Home Runs	RBI	Runs Scored	Walks	Stolen Bases
4, vs. AAMU, 4/14	2, vs. Valpo, 3/7 (DH-1)	(4) 1, vs. FIU, 4/19	(3) 5, at Auburn, 4/7	(7) 3, vs. FIU, 4/19	(4) 2, at Mo State, 5/3	3, vs. AAMU, 4/14

- » Transferred from Clemson in 2025
- » Had the ninth-most stolen bases in a single season in Gamecocks history with 25 last season.
- » Had two four hit games in the CUSA tournament last season, notching two of the seven times that has happened in program history. (Last: Taylor Hawthorne vs. SEMO, May 25, 2018)
- » Redshirted at Clemson in 2023, then started some at first base early in 2024.
- » Father is Jeff Blauser, who was a first-round pick and played for the Atlanta Braves and Chicago Cubs from 1987 to 1999. Blauser was a two-time All-Star and a World Series champion with the Braves in 1995.

Career NCAA Stats	avg	gp-gs	ab	r	h	2b	3b	hr	rbi	slg%	bb	hbp	so	gdp	ob%	sf	sh	sb
2023 (Redshirt @ CLEM)	-	-	-	-	-	-	-	-	-	-	-	-	-	-	-	-	-	-
2024 (CLEM)	.103	12-8	29	4	3	1	0	1	3	.241	6	1	7	1	.270	1	0	0
2025 (JAX ST)	.300	61-61	217	52	65	20	4	4	44	.484	43	11	55	6	.433	4	3	25
2026 (JAX ST)	.300	58-58	213	52	64	15	3	4	53	.455	26	7	43	3	.380	9	5	25
Total	.288	131-118	459	108	132	36	7	9	100	.458	75	19	105	10	.401	14	8	50

3 TREY KING, INF L/R 6-2 JR PEACHTREE CITY, GA

Career Highs						
Hits	Doubles	Home Runs	RBI	Runs Scored	Walks	Stolen Bases
(9), 3, vs. WKU, 5/22/26	(2) 2, at Liberty, 4/10/26	(4) 1, vs. WKU, 5/22/26	(2) 3, at Liberty, 4/10/26	3, at Sam Houston, 3/14/26	(2) 2, at Mo State, 5/3/26	(4) 1, at UAB, 3/24/26

Season Highs						
Hits	Doubles	Home Runs	RBI	Runs Scored	Walks	Stolen Bases
(9), 3, vs. WKU, 5/22	(2) 2, at Liberty, 4/10	(4) 1, vs. WKU, 5/22	(2) 3, at Liberty, 4/10	3, at Sam Houston, 3/14	(2) 2, at Mo State, 5/3	(4) 1, at UAB, 3/24

- » 2026 Second Team All-Conference Selection
- » Transfer from Georgia
- » Team compiled a record of 86-34 during his time in Athens, hosting NCAA Regionals both years and a Super Regional in 2024.
- » Graduated from McIntosh High, where he played under Tom Kelley.
- » Posted a team-best .517 with 51 runs scored, 60 hits, 23 doubles, four homers, and 43 RBI as a senior at MHS. First Team All-State for three-straight seasons between 2021 - 2023.

Career NCAA Stats	avg	gp-gs	ab	r	h	2b	3b	hr	rbi	slg%	bb	hbp	so	gdp	ob%	sf	sh	sb
2024 (UGA)	.231	17-6	26	10	6	1	0	0	1	.269	2	1	5	1	.310	0	2	0
2025 (UGA)	.222	26-1	18	4	4	0	0	0	0	.222	1	2	3	2	.333	0	0	0
2026 (JAX ST)	.338	58-58	213	39	72	16	2	4	42	.488	27	7	40	1	.424	3	8	4
Total	.319	101-65	257	53	82	17	2	4	43	.438	30	10	48	4	.408	3	10	4

*Most recent instance achieved for career highs are listed. Amount of times that career high is achieved is in (parentheses) beside the figure.

4

SAM RICHARDSON, UTL

R/R

6-1

R-FR

OLIVE BRANCH, MISS

Career Highs																	
Hits	Doubles	Home Runs	RBI			Runs Scored			Walks			Stolen Bases					
(3) 2, vs. Liberty, 5/24/26	(2) 1, at DBU, 5/16/26	2, vs. Liberty, 5/24/26	(3) 3, vs. Liberty, 5/24/26			(3) 2, vs. Liberty, 5/24/26			(7) 1, at Mo State, 5/2/26			(2) 1, vs. Valpo, 3/6/26					
Season Highs																	
Hits	Doubles	Home Runs	RBI			Runs Scored			Walks			Stolen Bases					
(3) 2, vs. Liberty, 5/24	(2) 1, at DBU, 5/16	2, vs. Liberty, 5/24	(3) 3, vs. Liberty, 5/24			(3) 2, vs. Liberty, 5/24			(7) 1, at Mo State, 5/2			(2) 1, vs. Valpo, 3/6					

- » Transfer from Texas, redshirted in Austin in 2025 to preserve eligibility.
- » First start of his collegiate career came on Feb. 24 against Miss. Valley State, where he set all career highs thus far.
- » Graduated from Lewisburg High after transferring from Senatobia High.
- » Led Lewisburg to a Mississippi 6A State Championship in 2023.
- » Posted a .301 batting average with six homers and 23 RBI that year.

Career NCAA Stats	avg	gp-gs	ab	r	h	2b	3b	hr	rbi	slg%	bb	hbp	so	gdp	ob%	sf	sh	sb
2025 (Redshirt @ TEX)	-	-	-	-	-	-	-	-	-	-	-	-	-	-	-	-	-	-
2026 (JAX ST)	.227	29-16	66	13	15	2	0	8	22	.621	7	3	22	3	.329	0	1	2
Total	.227	29-16	66	13	15	2	0	8	22	.621	7	3	22	3	.329	0	1	2

5

LUKE WILLIAMS, OF

L/R

6-0

JR

TUSCALOOSA, ALA

Division I Career Highs																	
Hits	Doubles	Home Runs	RBI			Runs Scored			Walks			Stolen Bases					
(3) 3, vs. DBU, 5/23/26	2, at North Ala., 3/10/26	(3) 1, vs. MTSU, 5/22/26	3, vs. AAMU, 4/14/26			(6) 2, vs. AAMU, 4/14/26			(2) 2, vs. NMSU, 4/26/26			2, vs Valpo, 3/6/26					
Season Highs																	
Hits	Doubles	Home Runs	RBI			Runs Scored			Walks			Stolen Bases					
(3) 3, vs. DBU, 5/23	2, at North Ala., 3/10	(3) 1, vs. MTSU, 5/22	3, vs. AAMU, 4/14			(6) 2, vs. AAMU, 4/14			(2) 2, vs. NMSU, 4/26			2, vs Valpo, 3/6					

- » Transfer from Chipola College.
- » Tallied 43 hits with a .307 batting average at CC.
- » Also notched 22 RBI, 11 doubles, and was walked 37 times.
- » Posted an OBP of .467 at CC.
- » Was at Alabama for two years prior, but did not play.

Career NCAA Stats	avg	gp-gs	ab	r	h	2b	3b	hr	rbi	slg%	bb	hbp	so	gdp	ob%	sf	sh	sb
2023 (ALA)	-	-	-	-	-	-	-	-	-	-	-	-	-	-	-	-	-	-
2024 (ALA)	-	-	-	-	-	-	-	-	-	-	-	-	-	-	-	-	-	-
2026 (JAX ST)	.295	57-49	149	26	44	6	0	3	22	.396	19	9	36	2	.404	1	10	6
Total	.295	57-49	149	26	44	6	0	3	22	.396	19	9	36	2	.404	1	10	6

6

ACE WILLIAMSON, OF

L/R

6-1

SR

CARROLLTON, GA

Career Highs																	
Hits	Doubles	Home Runs	RBI			Runs Scored			Walks			Stolen Bases					
(2) 4, at Sam Houston, 3/14/26	(4) 2, at Sam Houston, 3/14	(9) 1, at UAB, 3/24/26	4, @ NMSU, 4/17/25			(4) 3, vs. WKU, 3/21/26			(2) 2, vs. NMSU, 4/26/26			2, vs. Alabama St., 5/6/25					
Season Highs																	
Hits	Doubles	Home Runs	RBI			Runs Scored			Walks			Stolen Bases					
4, at Sam Houston, 3/14	2, at Sam Houston, 3/14	(2) 1, at UAB, 3/24	(2) 3, at UAB, 3/24			(2) 3, vs. WKU, 3/21			2, vs. NMSU, 4/26			(10) 1, at Mo State, 5/2					

- » Led Jax State outfielders with 169 putouts in 2025, posting zero errors from the outfield.
- » Posted seven homers with 57 hits for the Gamecocks, including a four-hit game against Ark. State.
- » Had a 12-game hitting streak from April 17 to May 2, driving in 14 RBI and stealing 12 bases in that stretch.
- » Transfer from Southern Union.
- » Graduated from Carrollton High in Georgia.

Career NCAA Stats	avg	gp-gs	ab	r	h	2b	3b	hr	rbi	slg%	bb	hbp	so	gdp	ob%	sf	sh	sb
2025	.260	60-60	219	38	57	13	2	7	42	.434	24	5	66	0	.343	3	4	12
2026	.275	44-27	91	33	25	4	1	2	14	.407	13	2	27	0	.374	1	4	13
Total	.265	104-87	310	71	82	17	3	9	56	.426	37	7	93	0	.362	4	8	25

*Most recent instance achieved for career highs are listed. Amount of times that career high is achieved is in (parentheses) beside the figure.



BRADY THOMAS, INF

L/R 6-5 SR

BRANDON, MISS

Division I Career Highs

Hits	Doubles	Home Runs	RBI	Runs Scored	Walks	Stolen Bases
4, vs. Memphis, 2/28/26	(3) 2, vs. MTSU, 5/21/26	(16) 1, vs. Liberty, 5/24/26	(3) 4, at Sam Houston, 3/14/26	(4) 3, vs. FIU, 4/18/26	3, vs. Akron, 2/22/26	(2) 2, vs. Toledo, 2/22/26

Season Highs

Hits	Doubles	Home Runs	RBI	Runs Scored	Walks	Stolen Bases
4, vs. Memphis, 2/28	(3) 2, vs. MTSU, 5/21	(10) 1, vs. Liberty, 5/24	(2) 4, at Sam Houston, 3/14	(2) 3, vs. FIU, 4/18	(6) 2, vs. Kennesaw St., 5/10	2, vs. Toledo, 2/22

- » Two-way player for the Gamecocks.
- » Posted a 1-1 record on the mound in 2025 in 11.0 innings, earning 14 strikeouts.
- » Went 8-15 during the CUSA tournament, helping the Gamecocks knock off LA Tech and DBU to earn a spot in the championship game.
- » Transfer from Jones College in Mississippi, was a NJCAA Division II Second-Team All-American.
- » Mother is Sarah Thomas, the first full-time female official in the NFL and the first woman to officiate a Super Bowl in Super Bowl LV.

Career NCAA Stats	avg	gp-gs	ab	r	h	2b	3b	hr	rbi	slg%	bb	hbp	so	gdp	ob%	sf	sh	sb
2025	.269	47-40	134	36	36	9	0	5	24	.448	28	8	37	1	.421	1	4	10
2026	.316	52-48	152	42	48	10	4	10	38	.632	32	13	45	1	.470	1	6	7
Total	.294	99-88	286	78	84	19	4	15	62	.545	60	21	82	2	.447	2	10	17



MATTHEW CASH, UTL

L/R 6-0 SO

CENTREVILLE, ALA

Career Highs

Hits	Doubles	Home Runs	RBI	Runs Scored	Walks	Stolen Bases
(2) 3, vs. WKU, 3/22/26	(14) 1, vs. WKU, 5/22/26	(6) 1, at Sam Houston, 3/14/26	(4) 3, vs. WKU, 5/25/25	3, at Sam Houston, 3/14/26	(7) 2, vs. Cincinnati, 2/15/26	(5) 1, vs. FIU, 4/19/26

Season Highs

Hits	Doubles	Home Runs	RBI	Runs Scored	Walks	Stolen Bases
3, vs. WKU, 3/22	(7) 1, vs. WKU, 5/22	1, at Sam Houston, 3/14	(5) 2, vs. WKU, 5/22	3, at Sam Houston, 3/14	(3) 2, vs. Cincinnati, 2/15	1, vs. FIU, 4/19

- » Started 36 games during his freshman campaign.
- » Had a three RBI performance in the "if necessary" game against DBU in the CUSA Semis to send the Gamecocks to the championship.
- » Prepped at Bibb County HS in Centreville, Alabama.
- » Was rated a Top-25 player in Alabama per Perfect Game.
- » Brother of Steven Cash, younger brother Brayden is committed to Jax State.

Career NCAA Stats	avg	gp-gs	ab	r	h	2b	3b	hr	rbi	slg%	bb	hbp	so	gdp	ob%	sf	sh	sb
2025	.237	51-38	131	26	31	7	0	5	32	.405	23	6	25	1	.366	4	4	4
2026	.272	54-45	147	29	40	7	0	1	23	.340	16	15	21	1	.386	6	10	1
Total	.255	105-83	278	55	71	14	0	6	55	.371	39	21	46	2	.376	10	14	5



COLTON HEGWOOD, INF/OF

L/R 6-0 R-SR

BRANDON, MISS

Division I Career Highs

Hits	Doubles	Home Runs	RBI	Runs Scored	Walks	Stolen Bases
(2) 3, @ FIU, 3/21/25	(2) 2, @ WKU, 5/15/25	1, vs. Alabama St., 5/6/25	(6) 2, vs. Alabama St., 5/6/25	(3) 3, vs. Alabama St., 5/6/25	3, vs. Alabama St., 5/6/25	2, vs. Alabama St., 5/6/25

Season Highs

Hits	Doubles	Home Runs	RBI	Runs Scored	Walks	Stolen Bases
-	-	-	-	-	-	-

- » Opened his Division I career on a 17-game hitting streak, posting multiple hits in eight of those games.
- » Transfer from Jones College, one of four players from JC to come in Jax State in 2025 (Brady Thomas, Brice Deaton, Connor Brooks).
- » Spent two seasons at LA Tech prior to going to the JUCO ranks.
- » Redshirted in 2022, appeared in 33 games while starting 11 in 2023.
- » Made his collegiate debut against BYU on Feb. 18, 2023, also his first start.

Career NCAA Stats	avg	gp-gs	ab	r	h	2b	3b	hr	rbi	slg%	bb	hbp	so	gdp	ob%	sf	sh	sb
2022 (Redshirt @ LT)	-	-	-	-	-	-	-	-	-	-	-	-	-	-	-	-	-	-
2023 (LT)	.250	29-11	48	9	12	4	0	1	7	.386	4	1	15	0	.321	0	1	0
2025 (JAX ST)	.285	59-57	200	41	59	12	3	1	27	.400	21	4	56	3	.388	3	7	13
2026 (JAX ST)	-	-	-	-	-	-	-	-	-	-	-	-	-	-	-	-	-	-
Total	.286	88-68	248	50	71	16	3	2	34	.399	25	5	71	3	.368	3	8	13

*Most recent instance achieved for career highs are listed. Amount of times that career high is achieved is in (parentheses) beside the figure.

10 GRAYSON ASHE, C R/R 6-0 R-JR MONTGOMERY, ALA

Division I Career Highs						
Hits	Doubles	Home Runs	RBI	Runs Scored	Walks	Stolen Bases
4, vs. Sam Houston, 4/26/25	(3) 2, at Sam Houston, 3/14/26	(20) 1, at DBU, 5/16/26	6, vs. Valpo, 3/7/26 (DH-1)	3, at DBU, 5/16/26	3, vs. Sam Houston, 4/25/25	2, vs. LA Tech, 5/21/25
Season Highs						
Hits	Doubles	Home Runs	RBI	Runs Scored	Walks	Stolen Bases
(4) 3, at DBU, 5/16	2, at Sam Houston, 3/14	(8) 1, at DBU, 5/16	6, vs. Valpo, 3/7 (DH-1)	3, at DBU, 5/16	(3) 2, vs. NMSU, 4/26	(3) 1, vs. Kennesaw St., 5/10

- » 2026 First Team All-Conference Selection
- » Preseason CUSA All-Conference Honoree
- » Was a CUSA All-Conference second team honoree in 2025.
- » Led the team in BA (.318), home runs (12), RBI (45), and was second in OBP (.436) in 2025.
- » Hit homers in all three games against New Mexico State in 2025.

Career NCAA Stats	avg	gp-gs	ab	r	h	2b	3b	hr	rbi	slg%	bb	hbp	so	gdp	ob%	sf	sh	sb
2025	.318	54-52	176	37	56	9	0	12	45	.574	25	13	27	4	.435	2	1	4
2026	.328	59-57	204	42	67	9	1	8	61	.500	25	14	36	1	.426	6	4	3
Total	.324	113-109	380	79	123	18	1	20	106	.534	50	27	63	5	.430	8	5	7

12 EVAN WILLIAMS, C L/R 6-4 SO TUSCALOOSA, ALA

Division I Career Highs						
Hits	Doubles	Home Runs	RBI	Runs Scored	Walks	Stolen Bases
(2) 1, vs. Valpo, 3/7/26 (DH-1)	1, vs. Cincinnati, 2/13/26	-	1, vs. Cincinnati, 2/13/26	1, vs. Valpo, 3/7/26 (DH-1)	-	-
Season Highs						
Hits	Doubles	Home Runs	RBI	Runs Scored	Walks	Stolen Bases
(2) 1, vs. Valpo, 3/7 (DH-1)	1, vs. Cincinnati, 2/13	-	1, vs. Cincinnati, 2/13	1, vs. Valpo, 3/7 (DH-1)	-	-

- » First Division I hit was a double to left field in the season opener against Cincinnati.
- » Transfer from Northwest Shoals CC.
- » Led the team in homers (seven) and walks (57).
- » Also had the highest OBP of the Patriots in 2025 at .489.
- » Against Southern Union, he had two homers and six RBI to lead NWSCC to a series-opening victory.

Career NCAA Stats	avg	gp-gs	ab	r	h	2b	3b	hr	rbi	slg%	bb	hbp	so	gdp	ob%	sf	sh	sb
2026	.333	7-0	6	1	2	1	0	0	1	.500	0	0	4	0	.333	0	0	0
Total	.333	7-0	6	1	2	1	0	0	1	.500	0	0	4	0	.333	0	0	0

13 JAXON PATE, INF L/R 5-11 R-FR CALHOUN, GA

Career Highs						
Hits	Doubles	Home Runs	RBI	Runs Scored	Walks	Stolen Bases
(7) 3, vs. MTSU, 5/21/26	(13) 1, vs. DBU, 5/23/26	(2) 1, at DBU, 5/15/26	(2) 3, at Mo State, 5/2/26	(13) 2, vs. DBU, 5/23/26	(3) 3, vs. WKU, 5/22/26	2, at Sam Houston, 3/13/26
Season Highs						
Hits	Doubles	Home Runs	RBI	Runs Scored	Walks	Stolen Bases
(7) 3, vs. MTSU, 5/21	(13) 1, vs. DBU, 5/23	(2) 1, at DBU, 5/15	(2) 3, at Mo State, 5/2	(13) 2, vs. DBU, 5/23	(3) 3, vs. WKU, 5/22	2, at Sam Houston, 3/13

- » 2026 CUSA Freshman of the Year, First Team All-Conference, and All-Freshman Team Selection
- » Played at Sonoraville High under coach Deron Watraven.
- » Led SHS to the Sweet Sixteen of the GHSA playoffs in 2021 and 2022.
- » Played multiple sports, named Region 7-AAAAA player of the year as QB in football and helped SHS earn a region title in basketball in 2023.
- » Nephew of Jacksonville State University President Dr. Don C. Killingsworth Jr.

Career NCAA Stats	avg	gp-gs	ab	r	h	2b	3b	hr	rbi	slg%	bb	hbp	so	gdp	ob%	sf	sh	sb
2025 (Redshirt)	-	-	-	-	-	-	-	-	-	-	-	-	-	-	-	-	-	-
2026	.351	59-55	202	50	71	13	0	2	28	.446	40	6	35	2	.466	3	5	9
Total	.351	59-55	202	50	71	13	0	2	28	.446	40	6	35	2	.466	3	5	9

*Most recent instance achieved for career highs are listed. Amount of times that career high is achieved is in (parentheses) beside the figure.



14 **TREY MAJETTE, UTL** **S/L** **6-2** **SO** **LAWRENCEVILLE, GA**

Career Highs						
Hits	Doubles	Home Runs	RBI	Runs Scored	Walks	Stolen Bases
3, at DBU, 5/16/26	(4) 1, at DBU, 5/14/26	-	(2) 2, at DBU, 5/14/26	(2) 2, at Mo State, 5/3/26	2, vs. MVSU, 2/24/26	(6) 1, vs. Samford, 3/17/26
Season Highs						
Hits	Doubles	Home Runs	RBI	Runs Scored	Walks	Stolen Bases
3, at DBU, 5/16	(2) 1, at DBU, 5/14	-	2, at DBU, 5/14	(2) 2, at Mo State, 5/3	2, vs. MVSU, 2/24	(2) 1, vs. Samford, 3/17

- » Made 29 appearances with eight starts during his inaugural collegiate season with the Gamecocks.
- » Helped Jax State take the series at Kennesaw State with two hits and an RBI against the Owls.
- » Played high school baseball at Peachtree Ridge HS in Lawrenceville, Georgia.
- » Named the 2023 Region 7-7A Defensive Player of the Year, as well as first-team All-Region pitcher.
- » Was a top-130 player from the state of Georgia.

Career NCAA Stats	avg	gp-gs	ab	r	h	2b	3b	hr	rbi	slg%	bb	hbp	so	gdp	ob%	sf	sh	sb
2025	.220	29-8	50	3	11	2	0	0	7	.260	2	1	9	2	.264	0	0	3
2026	.188	39-13	69	14	13	2	1	0	7	.246	5	0	17	1	.234	3	1	3
Total	.202	68-21	119	17	24	4	1	0	14	.252	7	1	26	3	.246	3	1	6

19 **CADE MILES, INF** **L/R** **6-0** **SO** **DECATUR, ALA**

Career Highs						
Hits	Doubles	Home Runs	RBI	Runs Scored	Walks	Stolen Bases
(5) 1, vs. Valpo, 3/7/26 (DH-1)	1, vs. Valpo, 3/7/26 (DH-1)	-	(2) 1, vs. Valpo, 3/7/26 (DH-1)	(2) 1, vs. DBU, 4/12/25	(3) 1, vs. DBU, 4/11/25	-
Season Highs						
Hits	Doubles	Home Runs	RBI	Runs Scored	Walks	Stolen Bases
1, vs. Valpo, 3/7 (DH-1)	1, vs. Valpo, 3/7 (DH-1)	-	1, vs. Valpo, 3/7 (DH-1)	-	-	-

- » Recorded a .267 BA for the Gamecocks in his first season, including four hits and two runs.
- » His first hit and RBI came in his first collegiate game against Oakland on Feb. 16.
- » Played as Hartselle High School, was a Class 6A All-State player as a DH.
- » Won the 6A AHSAA State Title on Rudy Abbott Field at Jim Case Stadium in 2022.
- » Won 121 games and four consecutive Area 14 region titles with HHS.

Career NCAA Stats	avg	gp-gs	ab	r	h	2b	3b	hr	rbi	slg%	bb	hbp	so	gdp	ob%	sf	sh	sb
2025	.267	14-0	15	2	4	0	0	0	1	.267	3	0	3	0	.389	0	0	0
2026	.200	5-0	5	0	1	1	0	0	1	.400	0	0	1	0	.200	0	0	0
Total	.250	19-0	20	2	5	1	0	0	2	.300	3	0	4	0	.348	0	0	0

23 **ORLANDO PENA, INF** **R/R** **6-2** **SR** **JERSEY CITY, NJ**

Division I Career Highs						
Hits	Doubles	Home Runs	RBI	Runs Scored	Walks	Stolen Bases
(2) 2, vs. Alabama A&M, 3/18/26	(8) 1, at Liberty, 4/10/26	(4) 1, vs. Alabama A&M, 3/18/26	(2) 3, vs. Valpo, 3/7/26 (DH-2)	(2) 3, vs. Toledo, 2/22/26	(3) 2, vs. MTSU, 4/2/26	(3) 1, vs. Auburn, 5/12/26
Season Highs						
Hits	Doubles	Home Runs	RBI	Runs Scored	Walks	Stolen Bases
2, vs. Alabama A&M, 3/18	(5) 1, at Liberty, 4/10	(2) 1, vs. Alabama A&M, 3/18	3, vs. Valpo, 3/7 (DH-2)	3, vs. Toledo, 2/22	2, vs. MTSU, 4/2	(2) 1, vs. Auburn, 5/12

- » Transfer from Division II Valdosta State, where he was the 2025 Gulf South Conference Player of the Year.
- » Led the Blazers in BA (.344), XBH (32, 11 doubles, one triple, 20 homers), RBI (79) slugging (.724), and OPS (1.144).
- » Led the Gulf South Conference in slugging, OPS, RBI and homers, while also top 10 in the league in runs scored with 52 (2nd at VSU).
- » Spent two seasons at Coastal Carolina prior to his time at Valdosta State, playing a total of 34 games and starting 10.
- » Top-rated third baseman in New Jersey by Perfect Game in 2021.

Career NCAA/DIV I Stats	avg	gp-gs	ab	r	h	2b	3b	hr	rbi	slg%	bb	hbp	so	gdp	ob%	sf	sh	sb
2022 (COASTAL)	.300	8-0	10	6	3	0	0	0	1	.300	2	0	3	0	.417	0	0	0
2023 (COASTAL)	.200	26-10	45	11	9	3	0	2	11	.400	13	3	18	2	.403	1	2	1
2026 (JAX ST)	.248	39-24	101	18	25	5	0	2	12	.356	12	4	11	1	.350	0	4	2
Total	.228	72-34	156	35	37	8	0	4	24	.377	27	7	32	3	.371	1	6	3

30 RYAN STEVENS, C *R/R 5-10 JR* **EUREKA, MO**

Division I Career Highs						
Hits	Doubles	Home Runs	RBI	Runs Scored	Walks	Stolen Bases
I. vs. MVSU, 2/24/26	-	-	I. vs. MVSU, 2/25/26	2. vs. MVSU, 2/24/26	I. vs. MVSU, 2/24/26	-
Season Highs						
Hits	Doubles	Home Runs	RBI	Runs Scored	Walks	Stolen Bases
I. vs. MVSU, 2/24	-	-	I. vs. MVSU, 2/25	2. vs. MVSU, 2/24	I. vs. MVSU, 2/24	-

- » First Division I starts came in both games against Miss. Valley State.
- » Transfer from Jefferson College.
- » Played 39 games in 2024, averaging .318 at the plate.
- » Stole 18 bases, which was top-15 in the NJCAA that season.
- » Also was top-50 in the NJCAA in OBP at .418.

Career NCAA Stats	avg	gp-gs	ab	r	h	2b	3b	hr	rbi	slg%	bb	hbp	so	gdp	ob%	sf	sh	sb
2026	.111	5-2	9	2	1	0	0	0	1	.111	1	1	2	0	.250	1	0	0
Total	.111	5-2	9	2	1	0	0	0	1	.111	1	1	2	0	.250	1	0	0

34 GREG LACHANCE, INF/OF *R/R 5-11 SR* **WHITBY, ONTARIO, CANADA**

Division I Career Highs						
Hits	Doubles	Home Runs	RBI	Runs Scored	Walks	Stolen Bases
(4) 3. vs. Valpo, 3/7/26 (DH-1)	(8) I. at North Ala., 3/10/26	(5) I. vs. MTSU, 4/3/26	(2) 4. vs. MTSU, 4/3/26	(2) 4. vs. SIUE, 4/15/26	(2) 3. at LA Tech, 3/29/26	3. vs. Abilene, 2/15/25
Season Highs						
Hits	Doubles	Home Runs	RBI	Runs Scored	Walks	Stolen Bases
3. vs. Valpo, 3/7 (DH-1)	(3) I. at North Ala., 3/10	I. vs. MTSU, 4/3	4. vs. MTSU, 4/3	2. vs. Valpo, 3/7 (DH-1)	3. at LA Tech, 3/29	(5) I. vs. AAMU, 4/14

- » Transfer from Illinois.
- » Slashed .309/.448/.489 in his one year with the Fighting Illini.
- » Had a nine-game hit streak from March 21 to April 11 at Illinois.
- » Was at Jefferson College with teammate Ryan Stevens in 2024, also at JeffCo in 2023.
- » Brother-in-law is Mitch Marner, 4th overall draft pick by NHL's Toronto Maple Leafs in 2015, currently with the Vegas Golden Knights.

Career NCAA Stats	avg	gp-gs	ab	r	h	2b	3b	hr	rbi	slg%	bb	hbp	so	gdp	ob%	sf	sh	sb
2025 (ILL)	.309	29-26	94	30	29	5	0	4	27	.489	22	3	28	3	.446	2	1	5
2026 (JAX ST)	.241	35-23	87	13	21	4	0	1	10	.322	10	1	16	0	.327	0	3	5
Total	.290	64-49	181	43	50	9	0	5	37	.413	32	4	44	3	.391	2	4	10



2026 JAX STATE BASEBALL STATS

Player	Overall: 46-13		Home: 25-6							Away: 16-7					Neutral: 5-0			CUSA: 23-7			po	a	e fld%
	avg	gp-gs	ab	r	h	2b	3b	hr	rbi	tb	slg%	bb	hp	so	gdp	ob%	sf	sh	sb-att				
13 Jaxon Pate	.351	59-55	202	50	71	13	0	2	28	90	.446	40	6	35	2	.466	3	5	9-14	91	6	1	.990
3 Trey King	.338	58-58	213	39	72	16	2	4	42	104	.488	27	7	40	1	.424	3	8	4-6	45	60	2	.981
10 Grayson Ashe	.328	59-57	204	42	67	9	1	8	61	102	.500	25	14	36	1	.426	6	4	3-4	526	26	5	.991
7 Brady Thomas	.314	50-47	153	42	48	10	4	10	38	96	.627	32	13	45	0	.467	1	5	7-9	34	6	0	1.000
1 Caleb Johnson	.313	59-57	201	56	63	21	2	9	50	115	.572	23	17	48	3	.422	3	9	21-24	94	115	7	.968
2 Cooper Blausner	.300	58-58	213	52	64	15	3	4	53	97	.455	26	7	43	3	.380	9	5	25-29	78	137	4	.982
5 Luke Williams	.295	57-49	149	26	44	6	0	3	22	59	.396	19	9	36	2	.404	1	10	6-11	75	4	2	.975
6 Ace Williamson	.275	44-27	91	33	25	4	1	2	14	37	.407	13	2	27	0	.374	1	4	13-14	43	0	2	.956
8 Matthew Cash	.272	54-45	147	29	40	7	0	1	23	50	.340	16	15	21	1	.386	6	10	1-1	226	49	5	.982
23 Orlando Pena	.248	39-24	101	18	25	5	0	2	12	36	.356	12	4	11	1	.350	0	4	2-3	159	11	4	.977
34 Greg LaChance	.241	35-23	87	13	21	4	0	1	10	28	.322	10	1	16	0	.327	0	3	5-7	35	6	1	.976
4 Sam Richardson	.227	29-16	66	13	15	2	0	8	22	41	.621	7	3	22	3	.329	0	1	2-2	22	0	2	.917
14 Trey Majette	.188	39-13	69	14	13	2	1	0	7	17	.246	5	0	17	1	.234	3	1	3-4	38	0	0	1.000
12 Evan Williams	.333	7-0	6	1	2	1	0	0	1	3	.500	0	0	4	0	.333	0	0	0-0	10	0	0	1.000
19 Cade Miles	.200	5-0	5	0	1	1	0	0	1	2	.400	0	0	1	0	.200	0	0	0-0	0	0	0	.000
30 Ryan Stevens	.111	5-2	9	2	1	0	0	0	1	1	.111	1	1	2	0	.250	1	0	0-0	26	2	0	1.000
24 Jud Files	.000	1-0	0	1	0	0	0	0	0	0	.000	0	0	0	0	.000	0	0	0-0	0	1	0	1.000
Totals	.299	59	1916	431	572	116	14	54	385	878	.458	256	99	404	18	.402	37	69	101-128	1531	468	53	.974
Opponents	.217	59	1858	247	404	69	12	47	225	638	.343	253	75	593	41	.332	19	12	55-69	1480	529	62	.970

LOB - Team (466), Opp (441). DPs turned - Team (50), Opp (25). CI - Team (2), G. Ashe 2. IBB - Team (9), C. Blausner 2, G. Ashe 1, J. Pate 1, B. Thomas 1, Williamson 1, T. King 1, G. LaChance 1, L. Williams 1, Opp (3). Picked off - L. Williams 2, B. Thomas 1, G. Ashe 1.

(All games Sorted by Earned run avg)

Player	era	w-l	app	gs	cg	sho	sv	ip	h	r	er	bb	so	2b	3b	hr	b/avg	wp	hp	bk	sfa	sha
11 Steven Cash	2.94	8-2	16	16	1	1/2	0	82.2	59	29	27	28	93	4	2	9	.199	3	10	0	3	2
22 Beau Bryans	3.48	7-1	14	14	0	0/2	0	62.0	49	30	24	40	73	7	0	4	.222	11	13	1	1	1
44 Eli Pillsbury	4.07	6-2	15	15	0	0/2	0	73.0	62	38	33	27	85	12	3	6	.231	7	8	0	1	3
40 Jaxson Davis	0.00	0-0	1	0	0	0/0	0	0.0	0	0	0	1	0	0	0	0		0	0	0	0	0
15 Chase Horst	0.73	3-1	21	0	0	0/0	2	24.2	14	6	2	12	22	3	0	0	.165	2	6	0	2	1
24 Jud Files	1.10	2-0	13	0	0	0/1	0	16.1	13	2	2	9	15	1	1	0	.217	3	3	0	0	0
51 Skyler Hutto	2.15	6-4	26	0	0	0/3	12	37.2	20	11	9	15	39	4	0	4	.157	3	2	2	0	2
41 Maddox McDougall	2.36	4-0	20	1	0	0/2	1	45.2	37	12	12	14	49	10	2	1	.222	3	2	0	3	0
47 Jackson Sleeper	3.51	4-1	25	0	0	0/4	4	41.0	26	16	16	20	55	3	2	5	.184	0	4	0	3	1
17 Grayson Knight	4.50	0-0	7	0	0	0/0	0	6.0	9	6	3	6	7	1	0	1	.321	0	2	1	0	0
35 Jackson Evers	4.67	1-0	14	0	0	0/0	0	17.1	18	14	9	11	19	5	1	1	.269	2	3	0	2	0
25 Ryan Geraghty	4.83	2-1	18	3	0	0/0	0	41.0	34	25	22	25	45	8	0	3	.219	7	7	2	0	1
38 Josh Sibley	5.06	0-0	15	1	0	0/2	0	10.2	11	6	6	7	19	1	0	3	.268	2	0	0	0	0
43 Sam Schmidt	5.40	0-0	6	0	0	0/0	0	5.0	5	4	3	3	10	0	1	0	.250	1	0	0	1	0
31 Fisher Cantrell	5.59	1-1	9	1	0	0/2	0	9.2	6	7	6	7	19	1	0	2	.167	1	5	0	1	1
7 Brady Thomas	7.53	2-0	8	2	0	0/0	0	14.1	15	13	12	9	18	4	0	4	.259	1	4	0	0	0
33 Owen Arndt	9.00	0-0	4	0	0	0/0	0	3.0	4	3	3	2	4	0	0	1	.333	0	0	0	0	0
39 Karson Bonaparte	9.00	0-0	2	0	0	0/0	0	1.0	1	1	1	3	1	1	0	0	.333	1	0	0	0	0
55 James Wilson	10.05	0-0	6	5	0	0/0	0	14.1	16	17	16	8	14	1	0	1	.291	3	5	0	0	0
27 Taylor Waldron	12.46	0-0	2	1	0	0/0	0	4.1	5	6	6	2	6	3	0	2	.294	0	1	0	1	0
66 Hunter Pudlo	13.50	0-0	2	0	0	0/0	0	0.2	0	1	1	4	0	0	0	0	.000	1	0	0	1	0
Totals	3.76	46-13	59	59	1	7/6	19	510.1	404	247	213	253	593	69	12	47	.217	51	75	6	19	12
Opponents	6.93	13-46	59	59	0	0/0	3	493.1	572	431	380	256	404	116	14	54	.299	53	99	4	37	69

PB - Team (5), G. Ashe 4, M. Cash 1, Opp (7). Pickoffs - Team (5), G. Ashe 2, E. Pillsbury 1, B. Bryans 1, K. Bonaparte 1, Opp (4). SBA/ATT - G. Ashe (54-60), B. Bryans (12-12), R. Geraghty (7-9), E. Pillsbury (5-8), J. Sleeper (6-7), S. Hutto (7-7), J. Evers (6-6), M. McDougall (3-3), R. Stevens (1-3), J. Sibley (1-3), S. Cash (2-3), T. Waldron (1-2), G. Knight (1-2), J. Wilson (0-2), M. Cash (0-2), B. Thomas (2-2), J. Files (1-1), O. Arndt (0-1), K. Bonaparte (1-1).

Jacksonville State Baseball
Team Game-by-Game for Jax State as of May 24
Batting (All games)

Date	Opponent	ab	r	h	rbi	2b	3b	hr	tb	bb	ibb	sb	cs	hbp	sac	sf	gdp	k	po	a	e	lob	avg
Feb 13	CINCINNATI	34	5	6	3	2	0	0	8	5	0	0	0	1	1	0	0	14	27	10	4	9	.176
Feb 14	CINCINNATI	34	5	8	5	2	0	0	10	5	0	1	0	0	1	0	0	7	27	10	2	8	.206
Feb 15	CINCINNATI	27	1	3	1	1	0	1	7	6	1	1	0	1	1	0	0	10	27	10	0	10	.179
Feb 17	GEORGIA STATE	34	3	8	2	1	0	0	9	5	0	1	2	1	1	1	1	6	33	6	2	9	.194
Feb 20	TOLEDO	29	5	9	5	5	1	0	16	3	0	1	0	0	2	0	0	5	27	9	0	5	.215
Feb 21	TOLEDO	27	2	4	1	0	0	0	4	2	0	1	0	0	0	0	0	6	27	8	0	3	.205
Feb 22	TOLEDO	36	12	11	11	2	0	1	16	6	0	4	0	2	0	0	0	11	27	12	0	8	.222
Feb 24	MISS. VALLEY ST.	34	15	10	12	3	1	1	18	7	0	5	0	3	0	1	0	5	27	6	0	6	.231
Feb 25	MISS. VALLEY ST.	29	7	7	7	2	0	0	9	6	0	5	1	3	1	2	0	6	27	8	2	10	.232
Feb 27	at Memphis	34	10	11	9	0	1	3	22	5	0	4	0	0	2	1	0	8	27	7	0	5	.242
Feb 28	at Memphis	33	9	10	8	4	1	2	22	4	0	0	0	3	2	2	0	9	27	8	3	8	.248
Mar 01	at Memphis	36	7	11	6	0	0	2	17	3	0	6	1	2	0	1	0	10	27	10	2	8	.253
Mar 03	at Alabama	33	5	7	5	3	0	0	10	2	0	2	1	2	0	0	1	7	24	6	0	5	.250
Mar 06	VALPARAISO	30	3	7	2	2	0	0	9	4	0	4	0	2	1	0	0	8	27	8	1	10	.249
Mar 07	VALPARAISO	33	17	20	15	5	0	2	31	2	0	2	0	3	1	4	0	3	21	10	0	8	.273
Mar 07	VALPARAISO	28	13	13	13	2	0	2	21	6	0	2	2	3	1	0	0	4	21	4	3	5	.284
Mar 10	at North Alabama	35	8	9	8	6	0	1	18	9	0	2	0	4	1	0	0	7	27	7	0	14	.282
*Mar 13	at Sam Houston	31	3	6	3	1	0	1	10	2	0	4	0	1	2	1	0	9	27	9	1	7	.277
*Mar 14	at Sam Houston	41	18	20	18	5	0	3	34	3	0	2	0	2	0	1	0	5	21	8	0	8	.291
*Mar 15	at Sam Houston	35	4	9	3	2	0	0	11	3	0	1	1	2	0	0	0	8	27	12	2	9	.289
Mar 17	SAMFORD	33	6	8	5	2	0	0	10	4	0	3	2	4	0	0	0	11	27	5	0	8	.287
Mar 18	vs Alabama A&M	33	12	9	11	1	0	3	19	7	0	4	1	5	3	2	0	4	27	9	1	11	.287
*Mar 20	WESTERN KENTUCKY	37	10	14	9	2	1	0	18	2	0	2	0	3	1	1	0	5	27	10	0	10	.291
*Mar 21	WESTERN KENTUCKY	29	6	9	5	1	0	1	13	1	1	0	1	3	2	1	0	6	27	10	2	6	.292
*Mar 22	WESTERN KENTUCKY	33	10	12	10	3	0	1	18	3	0	1	0	1	1	2	0	6	24	7	0	7	.295
Mar 24	at UAB	35	11	10	10	3	0	1	16	9	0	2	0	0	0	1	1	7	24	7	3	7	.294
*Mar 27	at Louisiana Tech	36	4	11	4	2	0	0	13	1	0	1	1	1	1	1	0	9	27	6	1	9	.295
*Mar 28	at Louisiana Tech	34	5	9	4	2	0	2	17	1	0	1	1	0	0	1	2	5	27	7	0	4	.294
*Mar 29	at Louisiana Tech	33	7	9	4	1	0	1	13	7	2	2	1	4	2	0	1	4	27	10	0	12	.293
Mar 31	ALABAMA	31	3	5	3	0	0	1	8	5	1	3	1	0	0	0	1	7	27	9	1	6	.289
*Apr 02	MIDDLE TENNESSEE	34	6	11	5	0	0	1	14	4	0	1	0	0	0	0	0	5	27	7	2	8	.290
*Apr 03	MIDDLE TENNESSEE	29	7	7	5	0	0	1	10	4	1	1	1	3	1	0	1	9	27	11	1	5	.289
*Apr 04	MIDDLE TENNESSEE	26	3	6	3	0	0	0	6	6	0	2	0	0	3	0	0	7	27	12	0	8	.287
Apr 07	at Auburn	37	15	17	12	3	0	2	26	4	0	2	0	0	2	1	2	3	24	4	0	5	.293
*Apr 10	at Liberty	33	8	11	7	5	0	0	16	1	0	1	2	3	3	0	0	10	27	3	0	5	.294
*Apr 11	at Liberty	35	6	11	6	4	0	0	15	1	0	0	0	1	2	0	0	6	25	14	0	6	.295
*Apr 12	at Liberty	32	2	5	1	0	0	0	5	2	0	2	0	1	0	0	1	12	24	8	1	6	.291
Apr 14	ALABAMA A&M	37	15	16	13	3	1	0	21	11	0	6	0	2	2	0	0	9	27	6	4	13	.295
*Apr 17	FIU	29	4	7	2	1	0	0	8	5	0	0	0	1	1	0	1	4	27	4	3	8	.294
*Apr 18	FIU	26	13	13	12	2	0	0	15	6	0	4	0	4	3	1	0	2	21	9	0	9	.298
*Apr 19	FIU	30	7	7	6	2	0	2	15	9	0	4	0	0	3	0	0	6	27	2	0	11	.297
Apr 21	at Troy	33	5	8	5	1	0	1	12	2	0	0	0	1	0	1	1	8	27	12	1	5	.295
*Apr 24	NEW MEXICO STATE	35	3	12	3	1	0	1	16	6	0	2	2	2	0	0	0	6	27	8	0	13	.297
*Apr 25	NEW MEXICO STATE	28	4	7	3	1	1	0	10	2	0	0	0	2	2	0	1	5	27	7	0	6	.296
*Apr 26	NEW MEXICO STATE	27	10	8	9	1	1	1	14	7	1	0	1	3	0	0	0	2	21	7	0	8	.296
*05-01-26	at Missouri State	34	2	9	2	1	1	0	12	1	0	0	1	1	0	1	0	12	24	4	0	8	.295
*05-02-26	at Missouri State	36	10	12	10	0	2	1	19	8	0	1	1	0	2	0	0	7	27	10	0	9	.296
*05-03-26	at Missouri State	33	11	13	9	2	0	1	18	10	0	0	1	2	2	0	1	6	27	3	2	9	.298
*May 08	KENNESAW STATE	31	2	5	2	2	1	0	9	4	0	1	0	0	1	0	0	6	27	9	2	7	.295
*May 09	KENNESAW STATE	31	5	8	5	4	0	1	15	3	1	0	0	0	0	1	0	10	27	11	1	6	.295
*May 10	KENNESAW STATE	31	4	9	4	1	0	0	10	5	0	1	0	1	5	1	0	6	27	11	2	13	.294
May 12	AUBURN	28	4	6	4	0	0	0	6	4	0	1	0	2	1	1	1	9	27	10	0	8	.293
*May 14	at DBU	30	3	9	3	3	1	0	14	2	0	0	0	1	0	0	0	4	18	6	2	9	.293
*May 15	at DBU	30	6	8	6	0	0	2	14	1	0	0	1	1	1	2	0	8	24	3	2	2	.293
*May 16	at DBU	41	13	13	10	2	0	3	24	7	0	1	0	7	0	0	0	10	27	7	0	15	.293
5/21/2026	at Middle Tennessee	36	9	13	8	5	0	1	21	3	0	2	0	2	1	1	2	3	27	10	0	7	.295
5/22/2026	WESTERN KENTUCKY	34	12	12	12	3	1	3	26	5	0	0	0	2	2	2	0	4	27	9	0	7	.296
5/23/2026	DBU	32	6	12	6	2	0	0	14	5	1	2	1	1	3	1	0	7	27	5	0	11	.297
5/24/2026	LIBERTY	31	10	12	10	2	0	4	26	0	0	0	0	0	2	1	0	6	21	8	0	4	.299
Totals		1916	431	572	385	116	14	54	878	256	9	101	27	99	69	37	18	404	1531	468	53	466	.299



**Jacksonville State Baseball
Team Game-by-Game for Jax State as of May 24
Pitching (All games)**

Date	Opponent	ip	h	r	er	bb	so	2b	3b	hr	wp	bk	hbp	dp	ibb	score	w-l	sv	era
Feb 13	CINCINNATI	9.0	9	11	9	10	8	3	1	0	1	1	5	0	0	5-11	0-1	0	9.00
Feb 14	CINCINNATI	9.0	9	6	5	2	11	0	0	2	0	0	0	3	0	5-6	0-2	0	7.00
Feb 15	CINCINNATI	9.0	2	0	0	8	12	0	0	0	0	0	3	1	0	1-0	1-2	1	4.67
Feb 17	GEORGIA STATE	11.0	7	2	2	3	14	1	0	0	1	0	1	1	0	3-2	2-2	1	3.79
Feb 20	TOLEDO	9.0	6	0	0	4	12	1	0	0	1	0	3	1	0	5-0	3-2	1	3.06
Feb 21	TOLEDO	9.0	2	1	1	2	10	1	0	0	0	0	1	0	0	2-1	4-2	2	2.73
Feb 22	TOLEDO	9.0	15	9	9	7	7	4	0	0	4	1	0	1	0	12-9	5-2	2	3.60
Feb 24	MISS. VALLEY ST.	9.0	4	3	3	7	13	1	0	0	2	0	2	0	0	15-3	6-2	2	3.53
Feb 25	MISS. VALLEY ST.	9.0	5	4	4	5	15	3	0	2	1	0	0	1	0	7-4	7-2	3	3.58
Feb 27	at Memphis	9.0	7	1	1	0	8	2	0	0	1	0	0	2	0	10-1	8-2	4	3.33
Feb 28	at Memphis	9.0	10	4	3	2	13	2	0	2	1	0	3	2	0	9-4	9-2	4	3.30
Mar 01	at Memphis	9.0	4	1	0	5	8	1	0	0	0	0	0	3	0	7-1	10-2	4	3.03
Mar 03	at Alabama	8.0	6	6	6	5	8	1	0	1	0	0	3	0	0	5-6	10-3	4	3.28
Mar 06	VALPARAISO	9.0	5	2	2	1	14	1	0	0	1	0	2	0	0	3-2	11-3	4	3.19
Mar 07	VALPARAISO	7.0	6	3	3	4	3	0	1	1	1	0	1	2	0	17-3	12-3	4	3.22
Mar 07	VALPARAISO	7.0	5	2	1	1	13	1	0	0	0	0	1	0	0	13-2	13-3	4	3.13
Mar 10	at North Alabama	9.0	6	3	3	5	12	0	0	2	0	0	2	1	0	8-3	14-3	4	3.12
*Mar 13	at Sam Houston	9.0	6	1	1	1	11	0	0	0	1	0	0	1	0	3-1	15-3	5	3.00
*Mar 14	at Sam Houston	7.0	6	7	7	3	13	1	1	1	1	1	2	1	0	18-7	16-3	5	3.25
*Mar 15	at Sam Houston	9.0	5	3	2	3	9	0	0	0	1	1	0	1	0	4-3	17-3	5	3.19
Mar 17	SAMFORD	9.0	13	7	7	3	8	2	1	3	1	0	0	1	0	6-7	17-4	5	3.38
Mar 18	vs Alabama A&M	9.0	8	7	6	2	15	1	0	0	4	0	1	1	1	12-7	18-4	5	3.50
*Mar 20	WESTERN KENTUCKY	9.0	5	3	3	3	7	3	0	0	0	0	0	1	0	10-3	19-4	5	3.48
*Mar 21	WESTERN KENTUCKY	9.0	5	2	2	6	10	0	0	1	2	0	1	1	0	6-2	20-4	5	3.41
*Mar 22	WESTERN KENTUCKY	8.0	5	0	0	3	10	0	0	0	0	0	0	0	0	10-0	21-4	5	3.29
Mar 24	at UAB	8.0	14	16	13	11	9	2	0	2	0	0	3	0	0	11-16	21-5	5	3.69
*Mar 27	at Louisiana Tech	9.0	4	0	0	3	15	0	1	0	0	0	1	0	0	4-0	22-5	6	3.55
*Mar 28	at Louisiana Tech	9.0	8	3	3	10	10	0	1	1	4	0	1	1	0	5-3	23-5	7	3.53
*Mar 29	at Louisiana Tech	9.0	7	4	4	3	12	0	0	0	2	0	1	1	0	7-4	24-5	8	3.54
Mar 31	ALABAMA	9.0	5	4	4	5	11	1	0	2	0	0	3	1	0	3-4	24-6	8	3.56
*Apr 02	MIDDLE TENNESSEE	9.0	11	5	3	2	9	6	0	0	1	0	0	1	0	6-5	25-6	8	3.54
*Apr 03	MIDDLE TENNESSEE	9.0	9	6	6	6	9	2	1	0	1	0	0	1	0	7-6	26-6	8	3.62
*Apr 04	MIDDLE TENNESSEE	9.0	5	1	1	5	8	1	0	0	0	1	0	1	0	3-1	27-6	9	3.54
Apr 07	at Auburn	8.0	9	4	4	5	14	2	0	0	0	0	1	0	0	15-4	28-6	9	3.56
*Apr 10	at Liberty	9.0	8	4	3	7	12	1	0	1	1	0	3	0	0	8-4	29-6	10	3.55
*Apr 11	at Liberty	8.1	12	7	7	8	6	2	0	1	3	0	1	1	1	6-7	29-7	10	3.65
*Apr 12	at Liberty	8.0	8	4	4	6	12	1	1	2	1	0	2	0	0	2-4	29-8	10	3.67
Apr 14	ALABAMA A&M	9.0	12	11	6	6	11	0	0	1	1	0	2	0	0	15-11	30-8	11	3.74
*Apr 17	FIU	9.0	4	2	0	2	8	1	0	0	0	0	0	1	0	4-2	31-8	12	3.64
*Apr 18	FIU	7.0	4	1	1	2	9	0	0	0	1	0	3	1	0	13-1	32-8	12	3.59
*Apr 19	FIU	9.0	4	2	2	6	18	0	0	1	0	0	0	0	0	7-2	33-8	13	3.55
Apr 21	at Troy	9.0	3	4	3	4	4	0	0	1	1	0	3	2	0	5-4	34-8	14	3.54
*Apr 24	NEW MEXICO STATE	9.0	9	6	6	7	16	2	1	3	1	0	1	0	0	3-6	34-9	14	3.60
*Apr 25	NEW MEXICO STATE	9.0	4	0	0	4	11	1	0	0	0	0	1	2	0	4-0	35-9	15	3.51
*Apr 26	NEW MEXICO STATE	7.0	4	0	0	2	5	0	0	0	0	0	0	2	0	10-0	36-9	15	3.45
*05-01-26	at Missouri State	8.0	10	10	10	5	9	3	0	3	0	0	1	0	0	2-10	36-10	15	3.61
*05-02-26	at Missouri State	9.0	6	2	2	2	5	1	0	0	0	0	2	1	0	10-2	37-10	15	3.57
*05-03-26	at Missouri State	9.0	7	4	3	2	9	1	0	1	0	0	1	1	0	11-4	38-10	16	3.56
*May 08	KENNESAW STATE	9.0	6	5	2	1	13	0	0	0	1	0	0	0	0	2-5	38-11	16	3.53
*May 09	KENNESAW STATE	9.0	5	4	1	3	8	0	0	1	3	0	2	1	0	5-4	39-11	17	3.47
*May 10	KENNESAW STATE	9.0	4	3	0	4	6	1	0	0	0	0	0	1	1	4-3	40-11	17	3.40
May 12	AUBURN	9.0	6	1	1	2	7	0	0	0	2	1	1	1	0	4-1	41-11	18	3.36
*May 14	at DBU	6.0	14	13	12	4	8	3	0	3	2	0	1	2	0	3-13	41-12	18	3.55
*May 15	at DBU	8.0	9	10	9	5	9	1	1	2	1	0	2	0	0	6-10	41-13	18	3.66
*May 16	at DBU	9.0	4	4	4	2	8	0	0	2	0	0	1	0	0	13-4	42-13	18	3.67
5/21/2026	at Middle Tennessee	9.0	6	3	3	3	10	1	0	2	0	0	0	0	0	9-3	43-13	19	3.65
5/22/2026	WESTERN KENTUCKY	9.0	11	11	11	9	8	2	2	2	0	0	4	2	0	12-11	44-13	19	3.79
5/23/2026	DBU	9.0	8	5	5	9	13	5	0	1	1	0	1	0	0	6-5	45-13	19	3.81
5/24/2026	LIBERTY	7.0	3	0	0	3	7	0	0	0	0	0	2	1	0	10-0	46-13	19	3.76
Totals		510.1	404	247	213	253	593	69	12	47	51	6	75	50	3	431-247	46-13	19	3.76

Score by innings	1	2	3	4	5	6	7	8	9	EX	Total
Jax State	46	40	47	56	53	49	65	46	28	1	431
Opponents	38	30	40	25	23	29	22	17	23	0	247

Record when ...

Overall	46-13	After 6 leading	33-2
Conference	23-7 trailing	9-11
Non-Conference	23-6 tied	4-0
Home games	28-6	After 7 leading	33-2
Away games	17-7 trailing	3-8
Neutral site	1-0 tied	4-2
Day games	34-5	After 8 leading	32-0
Night games	12-8 trailing	1-8
vs Left starter	14-2 tied	5-4
vs Right starter	32-11		
1-Run games	12-5	Hit 0 home runs	17-9
2-Run games	4-1	... 1 home run	16-3
5+Run games	21-4	... 2+ home runs	13-1
Extra innings	1-0		
Shutouts	7-0	Opponent 0 home runs	29-2
	 1 home run	11-2
	 2+ HRs	6-9
Scoring 0-2 runs	2-3		
..... 3-5 runs	14-6		
..... 6-9 runs	12-3	Made 0 errors	27-5
..... 10+ runs	18-1 1 error	7-2
	 2+ errors	12-6
Opponent 0-2 runs	21-0		
..... 3-5 runs	19-3	Opp. made 0 errors	16-7
..... 6-9 runs	4-5 1 error	15-3
..... 10+ runs	2-5 2+ errors	15-3
Scored in 1st inning	18-3	Out-hit opponent	40-2
Opp. scored in 1st	11-7	Out-hit by opponent	2-10
Scores first	28-4	Hits are tied	4-1
Opp. scores first	18-9		

Record when team scores:

Runs	0	1	2	3	4	5	6	7	8	9	10+
W-L	0-0	1-0	1-3	4-3	6-0	4-3	3-3	5-0	2-0	2-0	18-1

Record when opponent scores:

Runs	0	1	2	3	4	5	6	7	8	9	10+
W-L	7-0	7-0	7-0	8-0	9-2	2-1	1-3	2-2	0-0	1-0	2-5

Record when leading after:

Inn.	1	2	3	4	5	6	7	8
W-L	15-1	23-1	26-0	29-2	30-1	33-2	33-2	32-0

Record when trailing after:

Inn.	1	2	3	4	5	6	7	8
W-L	7-5	13-8	12-9	13-7	13-10	9-11	3-8	1-8

Record when tied after:

Inn.	1	2	3	4	5	6	7	8
W-L	24-7	10-4	8-4	4-4	3-2	4-0	4-2	5-4

Current winning streak: 5
 Longest winning streak: 10
 Longest losing streak: 2

Home attendance : 28248 (34 dates avg = 830)
 Away attendance : 33820 (25 dates avg = 1352)
 Total attendance: 62068 (59 dates avg = 1052)



At bats:	41	-	at Sam Houston (Mar 14, 2026)
	41	-	at DBU (May 16, 2025)
Runs scored:	18	-	at Sam Houston (Mar 14, 2026)
Hits:	20	-	vs Valparaiso (Mar 07)
	20	-	at Sam Houston (Mar 14, 2026)
RBI:	18	-	at Sam Houston (Mar 14, 2026)
Doubles:	6	-	at North Alabama (Mar 10)
Triples:	2	-	at Missouri State (05-02-26)
Home runs:	4	-	vs Liberty (5/24/2026)
Total bases:	34	-	at Sam Houston (Mar 14, 2026)
Walks:	11	-	vs Alabama A&M (Apr 14)
Strikeouts:	14	-	vs Cincinnati (Feb 13, 2025)
Sac hits:	5	-	vs Kennesaw State (May 10)
Sac flies:	4	-	vs Valparaiso (Mar 07)
Stolen bases:	6	-	at Memphis (Mar 01)
	6	-	vs Alabama A&M (Apr 14)
Hit by pitch:	7	-	at DBU (May 16, 2025)
Caught stealing:	2	-	(5 times)
Runners LOB:	15	-	at DBU (May 16, 2025)
Hit into DP:	3	-	at Middle Tennessee (5/21/2026)

Fielding

Putouts:	33	-	vs Georgia State (Feb 17)
Assists:	14	-	at Liberty (Apr 11, 2026)
Errors:	4	-	vs Cincinnati (Feb 13, 2025)
	4	-	vs Alabama A&M (Apr 14)
Passed balls:	2	-	at DBU (May 15)
DPs turned:	3	-	vs Cincinnati (Feb 14, 2025)
	3	-	at Memphis (Mar 01)

Pitching

Innings pitched:	11.0	-	vs Georgia State (Feb 17)
Runs allowed:	16	-	at UAB (Mar 24, 2026)
Earned runs:	13	-	at UAB (Mar 24, 2026)
Walks allowed:	11	-	at UAB (Mar 24, 2026)
Strikeouts:	18	-	vs FIU (Apr 19)
Hits allowed:	15	-	vs Toledo (Feb 22)
Doubles allowed:	6	-	vs Middle Tennessee (Apr 02)
Triples allowed:	2	-	vs Western Kentucky (5/22/2026)
Homers allowed:	3	-	(4 times)
Wild pitches:	4	-	vs Toledo (Feb 22)
	4	-	vs Alabama A&M (Mar 18 at Madison, Ala. 2Mar 18)
	4	-	at Louisiana Tech (Mar 28)
Hit batters:	5	-	vs Cincinnati (Feb 13, 2025)

Note: Stats will be dated from 2025. Reports are from StatCrew, which will not operate in 2026. Dates must be changed to 2025 to get these reports.

At bats:	6	-	Trey King at Sam Houston (Mar 14, 2026)
	6	-	Cooper Blausner vs Alabama A&M (Apr 14)
	6	-	Trey Majette at DBU (May 16, 2025)
Runs scored:	3	-	(15 times)
Hits:	4	-	(4 times)
RBI:	6	-	Grayson Ashe vs Valparaiso (Mar 07)
Doubles:	2	-	(11 times)
Triples:	1	-	(14 times)
Home runs:	2	-	Sam Richardson vs Liberty (5/24/2026)
Total bases:	11	-	Brady Thomas at Memphis (Feb 28)
Walks:	3	-	(5 times)
Strikeouts:	4	-	Grayson Ashe at Missouri State (05-01-26)
Sac hits:	3	-	Luke Williams vs FIU (Apr 18)
Sac flies:	2	-	Matthew Cash vs Valparaiso (Mar 07)
Stolen bases:	3	-	Cooper Blausner vs Alabama A&M (Apr 14)
Hit by pitch:	2	-	(7 times)
Caught stealing:	1	-	(27 times)
Runners LOB:	6	-	Grayson Ashe at North Alabama (Mar 10)

Fielding

Putouts:	18	-	Grayson Ashe vs FIU (Apr 19)
Assists:	6	-	Cooper Blausner vs Middle Tennessee (Apr 04)
	6	-	Cooper Blausner at Liberty (Apr 11, 2026)
	6	-	Cooper Blausner at Troy (Apr 21)
Errors:	2	-	(4 times)
Passed balls:	2	-	Grayson Ashe at DBU (May 15)

Pitching

Innings pitched:	8.0	-	Eli Pillsbury vs FIU (Apr 17)
Runs allowed:	8	-	Eli Pillsbury at DBU (May 14)
Earned runs:	8	-	Eli Pillsbury at DBU (May 14)
Walks allowed:	5	-	Beau Bryans vs Cincinnati (Feb 15)
	5	-	Beau Bryans at Louisiana Tech (Mar 28)
	5	-	Eli Pillsbury at Liberty (Apr 10, 2026)
Strikeouts:	13	-	Steven Cash vs FIU (Apr 19)
Hits allowed:	8	-	Eli Pillsbury vs Middle Tennessee (Apr 03)
	8	-	Steven Cash at Liberty (Apr 12, 2026)
	8	-	Eli Pillsbury at DBU (May 14)
Doubles allowed:	4	-	Maddox McDougall vs Middle Tennessee (Apr 02)
Triples allowed:	2	-	Eli Pillsbury vs Western Kentucky (5/22/2026)
Homers allowed:	2	-	(10 times)
Wild pitches:	3	-	Beau Bryans vs Kennesaw State (May 09)
Hit batters:	3	-	Beau Bryans vs FIU (Apr 18)

Note: Stats will be dated from 2025. Reports are from StatCrew, which will not operate in 2026. Dates must be changed to 2025 to get these reports.



Hitting Streaks	Longest	Current	Reached Base Streaks	Longest	Current
13 Jaxon Pate	14	2	1 Caleb Johnson	26	7
3 Trey King	12	-	3 Trey King	21	-
10 Grayson Ashe	11	6	8 Matthew Cash	20	10
7 Brady Thomas	8	1	2 Cooper Blausner	17	5
23 Orlando Pena	8	-	13 Jaxon Pate	17	6
8 Matthew Cash	7	4	10 Grayson Ashe	16	6
5 Luke Williams	7	4	5 Luke Williams	15	4
2 Cooper Blausner	7	5	7 Brady Thomas	13	13
1 Caleb Johnson	6	3	23 Orlando Pena	10	-
6 Ace Williamson	5	-	34 Greg LaChance	10	1
34 Greg LaChance	4	-	6 Ace Williamson	8	-
4 Sam Richardson	3	2	14 Trey Majette	3	-
14 Trey Majette	3	-	4 Sam Richardson	3	2
12 Evan Williams	1	-	12 Evan Williams	1	-
19 Cade Miles	1	-	30 Ryan Stevens	1	-
30 Ryan Stevens	1	-	19 Cade Miles	1	-
PITCHER:			LEADOFF:		
11 Steven Cash	16	(14-2)	13 Jaxon Pate	46	(36-10)
44 Eli Pillsbury	15	(10-5)	3 Trey King	13	(10-3)
22 Beau Bryans	14	(12-2)	2ND SPOT:		
55 James Wilson	5	(4-1)	1 Caleb Johnson	35	(26-9)
25 Ryan Geraghty	3	(3-0)	3 Trey King	8	(8-0)
7 Brady Thomas	2	(1-1)	2 Cooper Blausner	6	(5-1)
27 Taylor Waldron	1	(1-0)	34 Greg LaChance	4	(3-1)
31 Fisher Cantrell	1	(0-1)	13 Jaxon Pate	2	(2-0)
38 Josh Sibley	1	(0-1)	5 Luke Williams	2	(1-1)
41 Maddox McDougall	1	(1-0)	8 Matthew Cash	1	(1-0)
CATCHER:			23 Orlando Pena	1	(0-1)
10 Grayson Ashe	54	(41-13)	3RD SPOT:		
8 Matthew Cash	3	(3-0)	2 Cooper Blausner	34	(27-7)
30 Ryan Stevens	2	(2-0)	3 Trey King	11	(8-3)
FIRST BASE:			7 Brady Thomas	9	(6-3)
8 Matthew Cash	28	(21-7)	10 Grayson Ashe	3	(3-0)
23 Orlando Pena	21	(16-5)	4 Sam Richardson	1	(1-0)
7 Brady Thomas	6	(5-1)	13 Jaxon Pate	1	(1-0)
4 Sam Richardson	4	(4-0)	CLEANUP:		
SECOND BASE:			10 Grayson Ashe	26	(21-5)
2 Cooper Blausner	57	(44-13)	7 Brady Thomas	26	(20-6)
13 Jaxon Pate	2	(2-0)	8 Matthew Cash	5	(3-2)
THIRD BASE:			30 Ryan Stevens	1	(1-0)
3 Trey King	42	(32-10)	4 Sam Richardson	1	(1-0)
8 Matthew Cash	14	(11-3)	5TH SPOT:		
34 Greg LaChance	1	(1-0)	10 Grayson Ashe	28	(20-8)
23 Orlando Pena	1	(1-0)	7 Brady Thomas	10	(8-2)
2 Cooper Blausner	1	(1-0)	13 Jaxon Pate	4	(3-1)
SHORTSTOP:			23 Orlando Pena	4	(3-1)
1 Caleb Johnson	57	(44-13)	8 Matthew Cash	4	(3-1)
3 Trey King	2	(2-0)	3 Trey King	3	(3-0)
LEFT FIELD:			4 Sam Richardson	3	(3-0)
5 Luke Williams	45	(36-9)	5 Luke Williams	1	(1-0)
14 Trey Majette	6	(4-2)	34 Greg LaChance	1	(1-0)
3 Trey King	4	(3-1)	2 Cooper Blausner	1	(1-0)
13 Jaxon Pate	4	(3-1)	6TH SPOT:		
CENTER FIELD:			3 Trey King	14	(9-5)
13 Jaxon Pate	28	(23-5)	5 Luke Williams	11	(11-0)
6 Ace Williamson	27	(20-7)	2 Cooper Blausner	10	(7-3)
5 Luke Williams	4	(3-1)	8 Matthew Cash	10	(7-3)
RIGHT FIELD:			23 Orlando Pena	7	(7-0)
34 Greg LaChance	21	(16-5)	4 Sam Richardson	2	(2-0)
13 Jaxon Pate	21	(16-5)	34 Greg LaChance	2	(1-1)
3 Trey King	10	(8-2)	30 Ryan Stevens	1	(1-0)
14 Trey Majette	7	(6-1)	13 Jaxon Pate	1	(1-0)
DESIGNATED HITTER:			1 Caleb Johnson	1	(0-1)
7 Brady Thomas	41	(30-11)	7TH SPOT:		
4 Sam Richardson	12	(10-2)	5 Luke Williams	15	(10-5)
10 Grayson Ashe	3	(3-0)	8 Matthew Cash	10	(10-0)
23 Orlando Pena	2	(2-0)	3 Trey King	7	(5-2)
34 Greg LaChance	1	(1-0)	4 Sam Richardson	6	(5-1)
8TH SPOT:					
14 Trey Majette 10 (8-2)					
23 Orlando Pena 9 (7-2)					
34 Greg LaChance 8 (6-2)					
5 Luke Williams 7 (5-2)					



 JAX STATE CALEB JOHNSON INF SR S/R 6'2 190 Phenix City, Ala.	 JAX STATE COOPER BLAUSER INF R-JR R/R 6'1 185 Alpharetta, Ga.	 JAX STATE TREY KING INF JR L/R 6'2 190 Peachtree City, Ga.	 JAX STATE SAM RICHARDSON OF SO R/R 6'1 220 Olive Branch, Miss.	 JAX STATE LUKE WILLIAMS OF JR L/R 6'0 190 Tuscaloosa, Ala.	 JAX STATE ACE WILLIAMSON OF SR L/R 6'1 180 Carrollton, Ga.	 JAX STATE BRADY THOMAS INF SR L/R 6'5 215 Brandon, Miss.	 JAX STATE MATTHEW CASH UTIL SO L/R 6'0 205 Centerville, Ala.
 JAX STATE COLTON HEGWOOD INF/OF R-SR R/R 6'0 170 Brandon, Miss.	 JAX STATE GRAYSON ASHE C R-JR R/R 6'0 188 Montgomery, Ala.	 JAX STATE STEVEN CASH LHP SR R/L 6'1 190 Centerville, Ala.	 JAX STATE EVAN WILLIAMS C SO L/R 6'4 220 Tuscaloosa, Ala.	 JAX STATE JAXON PATE INF R-FR L/R 5'11 180 Calhoun, Ga.	 JAX STATE TREY MAJETTE UTIL SO S/L 6'2 180 Lawrenceville, Ga.	 JAX STATE CHASE HORST LHP SR L/L 5'11 190 Lancaster, Pa.	 JAX STATE GRAYSON KNIGHT RHP SR R/R 6'4 230 Westfield, Ind.
 JAX STATE CADE MILES INF SO L/R 6'0 195 Decatur, Ala.	 JAX STATE BEAU BRYANS LHP SR L/L 6'0 200 Madison, Miss.	 JAX STATE ORLANDO PENA INF SR R/R 6'2 210 Jersey City, N.J.	 JAX STATE JUD FILES RHP JR R/R 6'2 200 Plantersville, Miss.	 JAX STATE RYAN GERAGHTY RHP JR R/R 6'1 200 Mundelein, Ill.	 JAX STATE TAYLOR WALDRON RHP JR R/R 6'2 200 Ottawa, Ill.	 JAX STATE JAMES SCISSUM RHP FR R/R 6'4 226 Attalla, Ala.	 JAX STATE RYAN STEVENS C JR R/R 5'10 210 Eureka, Mo.
 JAX STATE FISHER CANTRELL RHP SO R/R 6'5 185 Shiloh, Ga.	 JAX STATE OWEN ARNDT RHP SR R/R 6'3 195 Lewisburg, Pa.	 JAX STATE GREG LACHANCE INF/OF SR R/R 5'11 185 Whitby, Ontario, Canada	 JAX STATE JACKSON EVERS RHP JR L/L 6'3 210 Madison, Miss.	 JAX STATE JOSH SIBLEY LHP R-JR L/L 6'0 195 Sharpsburg, Ga.	 JAX STATE KARSON BONAPARTE RHP SR R/R 6'0 225 Lincoln, Ill.	 JAX STATE JAXSON DAVIS RHP SR R/R 6'4 230 Winchester, Ky.	 JAX STATE MADDOX MCDUGALL RHP SO R/R 6'0 180 Wesley Chapel, Fla.
 JAX STATE SAM SCHMIDT RHP JR R/R 6'0 195 Hoover, Ala.	 JAX STATE ELI PILLSBURY LHP SR L/L 6'2 200 Newburgh, Ind.	 JAX STATE CONNOR BROOKS RHP SR R/R 6'0 203 Brandon, Miss.	 JAX STATE JACKSON SLEEPER RHP SR R/R 6'7 225 Franklin, Tenn.	 JAX STATE SKYLAR HUTTO RHP JR R/R 6'4 200 Trinity, Ala.	 JAX STATE JAMES WILSON RHP R-JR R/R 6'4 225 Toronto, Canada	 JAX STATE HUNTER PUDLO RHP SR R/R 6'7 250 Antioch, Ill.	