



JAX STATE BASEBALL 2026 GAME NOTES

18 NCAA REGIONALS - 12 DI CONFERENCE CHAMPIONSHIPS - 7 DIVISION II COLLEGE WORLD SERIES
1990 & 1991 DIVISION II NATIONAL CHAMPIONS - 70 MLB DRAFT PICKS - 2 FIRST ROUND DRAFT PICKS



#9 MIDDLE TENNESSEE BLUE RAIDERS

26-30, 12-18 CUSA

Head Coach:

Jerry Meyers (269-285, 96-127 at MTSU)



#6 WESTERN KENTUCKY HILLTOPPERS

30-26, 14-16 CUSA

Head Coach:

Marc Rardin (1080-340, 146-88 at WKU)

#1 JAX STATE GAMECOCKS

42-13, 23-7 CUSA



Head Coach:

Steve Bieser (423-324-1, 97-72 at Jax State)

Rankings (DI/BA/PG/NCBWA/COACHES): NR/NR/NR/25/RV

AVERAGE

Jaxon Pate
.356 (82/174)

POWER

Brady Thomas
.562 SLG (72B, 33B, 6 HR)

ERA

Beau Bryans
2.38 ERA, 85 K

GAME INFO, STREAMING, & STARTERS

THURSDAY | 12:30 PM



TBD
MTSU: TBD

FRIDAY | 12:30 PM




TBD
WKU: TBD

SERIES HISTORY

Jax State Record vs. Middle Tennessee	24-27
Last Meeting	JAXST won, 3-1, April 4, 2026 (home)
Streak	W5
Jax State Record vs. Western Kentucky	8-5
Last Meeting	JAXST won, 10-0, March 22, 2026 (home)
Streak	W3

LAST GAME'S ALIGNMENT



BY THE NUMBERS (PRE-TOURNAMENT)

Jax State	Opponent	Average	Opponent
.281	.286	AVERAGE	>> .293 65 3
.457	.438	SLUGGING	<< .444 124 5
.375	.392	ON-BASE	>> .400 69 3
362	348	RUNS	>> 394 74 5
525	527	HITS	<< 523 82 4
71	44	HOME RUNS	<< 46 181 10
240	259	WALKS	<< 243 126 8
53-71	93-112	STOLEN BASES	>> 97-123 51 4
5.47	5.29	ERA	>> 3.68 8 1
1.60	1.46	WHIP	>> 1.27 12 1
8.4	9.1	K/9	>> 10.5 17 1
.278	.276	OPP. AVERAGE	>> .217 - -
.970	.974	FIELDING PCT.	<< .972 123 6

THIS SERIES

> The Conference USA regular season champion Jax State Gamecocks roll into the CUSA Baseball Championship as the top seed in the tournament.

> The Gamecocks will face off against Middle Tennessee and Western Kentucky in the second and third days of pool play.

> By virtue of being the top seed, Jax State only needs to win a single game to advance into the single elimination semifinals.

> The highest remaining seed will face off against the lowest remaining seed in the tournament, while the two middle seeds will face off in the other semifinal.

LAST TIME OUT

> Jax State closed out the regular season with a Saturday victory over Dallas Baptist. After dropping games one and two on Thursday and Friday, the Gamecocks put up 13 runs to claim a series-salvaging victory over the Patriots. In that game, three Gamecocks belted homers, including Sam Richardson and Brady Thomas going back-to-back, as well as Grayson Ashe hitting his first homer since the game against Auburn on April 7.

STORYLINES

RUN IT BACK

Steve Bieser led the Gamecocks to a CUSA Championship game berth in 2025, marking a 19-game turnaround, one of the best turnarounds in college baseball history.

THEY SEE US

Jax State claimed a spot in four national polls over the previous few weeks, headlined by the program's ranking of No. 24 in the Baseball America poll a couple weeks ago. The Gamecocks are currently ranked 25th in the NCBWA poll and finally earned a ranking of No. 25 in the USA Today Coaches Poll last week after weeks of receiving the most votes of a team outside of the Top 25. The team also rose to No. 21 in the Perfect Game poll a few weeks ago, the highest ranking ever for the team. PEARatings has Jax State at No. 2 in the mid-major NET ratings.

THREE OF A KIND

Jax State's starting pitching on the weekends has been nothing short of spectacular. Eli Pillsbury, Beau Bryans, and Steven Cash all carry ERAs under 2.00 and all have 65+ strikeouts through this point of the year. Against FIU, all three had quality starts against the Panthers, including a career-long outing from Pillsbury (8.0 IP) and a career-high in Ks from Cash (13). The trio posting quality starts again against Kennesaw State. The Gamecocks boast the only pitching rotation in CUSA to have all of its starters named Pitcher of the Week twice, with Pillsbury earning it in Week 14 and both Bryans and Cash taking the award in Week 12.

IT'S BEEN A WHILE!

Jax State won its first conference championship this season in the form of CUSA's regular season crown. It was the first conference title for the Gamecocks since their 2019 Ohio Valley Conference Tournament Championship.

42-13 23-7 25-6 16-7 1-0

W-L	CUSA	HOME	AWAY	N
Fri 2/13	Cincinnati			L 0-5
Sat 2/14	Cincinnati			L 6-5
Sun 2/16	Cincinnati			W 1-0
Tues 2/17	Georgia State			W 3-2 F/II
Fri 2/20	Toledo			W 5-0
Sat 2/21	Toledo			W 2-1
Sun 2/22	Toledo			W 12-9
Tues 2/24	Mississippi Valley State			W 15-3
Wed 2/25	Mississippi Valley State			W 7-4
Fri 2/27	at Memphis			W 10-1
Sat 2/28	at Memphis			W 9-4
Sun 3/1	at Memphis			W 7-1
Tues 3/3	Alabama			L 6-5
Fri 3/6	Valparaiso			W 3-2
Sat 3/7	Valparaiso (DH-1)			W 17-3 F/7
Sat 3/7	Valparaiso (DH-2)			W 13-2 F/7
Tues 3/10	at North Alabama			W 8-3
Fri 3/13	at Sam Houston	CUSA		W 3-1
Sat 3/14	at Sam Houston	CUSA		W 19-7 F/7
Sun 3/15	at Sam Houston	CUSA		W 4-3
Tues 3/17	Samford			L 7-6
Wed 3/18	vs Alabama A&M			W 12-7
Fri 3/20	Western Kentucky	CUSA		W 10-3
Sat 3/21	Western Kentucky	CUSA		W 6-2
Sun 3/22	Western Kentucky	CUSA		W 10-0 F/8
Tues 3/24	at UAB			L 16-11
Fri 3/27	at LA Tech	CUSA		W 4-0
Sat 3/28	at LA Tech	CUSA		W 5-3
Sun 3/29	at LA Tech	CUSA		W 7-4
Tues 3/31	Alabama			L 4-3
Thurs 4/2	Middle Tennessee	CUSA		W 6-5
Fri 4/3	Middle Tennessee	CUSA		W 7-6
Sat 4/4	Middle Tennessee	CUSA		W 3-1
Tues 4/7	at Auburn			W 15-4 F/8
Fri 4/10	at Liberty	CUSA		W 8-4
Sat 4/11	at Liberty	CUSA		L 7-6
Sun 4/12	at Liberty	CUSA		L 4-2
Tues 4/14	Alabama A&M			W 15-11
Fri 4/17	FIU Florida International	CUSA		W 4-2
Sat 4/18	FIU Florida International	CUSA		W 13-1 F/7
Sun 4/19	FIU Florida International	CUSA		W 7-2
Tues 4/21	at Troy			W 5-4
Fri 4/24	New Mexico State	CUSA		L 6-3
Sat 4/25	New Mexico State	CUSA		W 4-0
Sun 4/26	New Mexico State	CUSA		W 10-0 F/7
Tues 4/28	at Samford			Canceled
Fri 5/1	at Missouri State	CUSA		L 10-2
Sat 5/2	at Missouri State	CUSA		W 10-2
Sun 5/3	at Missouri State	CUSA		W 11-4
Fri 5/8	Kennesaw State	CUSA		L 5-2
Sat 5/9	Kennesaw State	CUSA		W 5-4
Sun 5/10	Kennesaw State	CUSA		W 4-3
Tues 5/12	Auburn			W 4-1
Thurs 5/14	at Dallas Baptist	CUSA		L 13-3 F/7
Fri 5/15	at Dallas Baptist	CUSA		L 10-6
Sat 5/16	at Dallas Baptist	CUSA		W 13-4

CONFERENCE USA CHAMPIONSHIP (KENNESAW, GA.)

Thurs 5/21	vs (9) Middle Tennessee	12:30 pm
Fri 5/22	vs (6) Western Kentucky	12:30 pm

Road Game
Toyota Field (Madison, Ala.)

COMMUNICATIONS
INDY COOPER



C: (706) 766-7126
O: (256) 782-5377
indycoper@jsu.edu

2025 IN SUMMARY

CUSA Final Placing	4th
Final Streak	L1
Longest Win Streak	W6 (2/15-2/23)
Longest Loss Streak	L5 (4/8-4/15)
Overall Series (3-4 game, single opp.)	11-3
Home Series	7-1
Away Series	4-2
Sweeps	2
Swept	2
Last Five	3-2
Last 10	6-4
Series Openers	9-5
Series Finales	8-6
Record on Weekends	26-17
Record on Weekdays	7-6
Record in Day Games (before 6 PM)	22-16
Record in Night Games (6 PM and later)	15-9
Vs. Top 25	1-8

QUICK FACTS

MEDIA RELATIONS

Baseball SID	Indy Cooper (Ga. Southern)
Email	indycooper@jsu.edu
Cell	(706) 756-7126
Website	JaxStateSports.com

Assistant AD	Donnie Smith (IU-South Bend)
Assistant Director	Preston Odam (Jax State)
Creative Director	Luke Mallette (Amherst)
Athletics Videographer	Will Boley (North Alabama)
Business/Brand Comms.	Daniel Porter (Jax State)
Mailing Address	700 Pelham Road North

UNIVERSITY INFORMATION

Location	Jacksonville, Ala.
Founded	1882
Enrollment	10,389
President	Dr. Don C. Killingsworth, Jr.
Director of Athletics	Greg Seitz
Faculty Advisor	Dr. Jan Case
SWA	Tracy Bloom
Ticket Office Phone	(877) JSU-TIXX (578-8499)

ATHLETICS INFORMATION

Nickname	Gamecocks
Colors	Red and White
Affiliation	NCAA Division I
Conference	Conference USA
Website	JaxStateSports.com

PROGRAM HISTORY

First Season	1948 (no team 55-57)
Years of Baseball	76th Season
All-Time Record	1990-1225
All-Time CUSA Record	42-36
CUSA Tournament Record	4-2
NCAA Tournament Appearances	18 (5 DI, 13 DII)
NCAA Tournament Record	35-36 (2-10 DI, 33-26 DII)

LAST THREE GAMES

Thursday, May 14

Gamecocks Fall in
Game One at DBU

	R	H	E
	3	9	2
	13	14	0

Friday, May 15

Jax State Suffers Setback
at Dallas Baptist

	R	H	E
	6	8	2
	10	9	0

Saturday, May 16

Gamecocks Salvage
Series Finale

	R	H	E
	13	13	0
	4	4	3

BROADCASTING INFORMATION

TV:

Play-by-Play:
Color/Analyst:

RADIO:

Host:

Stations:

Available in Jacksonville, Oxford, Gadsden, Montgomery, Alexander City, Arab, Chelsea, Oneonta, Winfield, Pelham, Helena, Alabaster and Hoover

ESPN+

Nolan Alexander (THURS/FRI)

Trey Fowler (THURS/FRI)

Gamecock Radio Network

Mike Parris

Check local listings.



LIVE STATS

StatBroadcast
JaxStateSports.com/Stats

MEDIA CENTER

Notes, Media Guide, and more
JaxStateSports.com/26BSBMedia

MORE NOTES

MOVING ON UP

Last year's finish of No. 60 in the RPI was Jax State's highest finish in the metric ever. The highest finish before that was in 2003 when the Gamecocks finished at No. 82. RPI began being calculated in 1999.

GIDDY UP!

After a late departure on the Jax State baseball staff, Coach Bieser turned to Ryan Kramer to take over the pitching staff. Kramer arrived to The Hills from Campbell, where he was previously the Director of Player Development. In his career, Kramer has developed three All-Americans and had a pitcher win 10+ games every season he was at Millersville.

IN THE HEADLINES

Jax State players Eli Pillsbury and Grayson Ashe have taken home some personal accolades in recent weeks. Pillsbury was named Midseason All-America by DIBaseball (2nd Team) and Perfect Game (3rd Team), while Grayson Ashe was named to the Buster Posey Award Midseason Watchlist. On April 22, Pillsbury was named a National Pitcher of the Year Semifinalist by the College Baseball Hall of Fame.

STICK AROUND

Jax State returns not only the most production in Conference USA, but also some of the most in the nation. According to DIBaseball, Jax State returns 69% of its production back. This includes 56% of the roster retuning, 67% of plate appearances, and 70% of innings pitched. The 69% number is good for 15th nationally.

SHUT THE DOOR BEHIND YOU

Skyler Hutto was named to the NCBWA Midseason Stopper of the Year Watchlist on April 22. Hutto has the third-most saves in Division I at 12.

CROWN 'EM

The Gamecocks earned a share of the CUSA regular season title with a 4-3 walk-off victory over Kennesaw State on Sunday, it's first league title since 2019.

SEEING DOUBLE

Jax State has the ninth-most double plays in Division I with 48, tied with Florida Atlantic, Indiana State, North Carolina, SIUE, TCU, and UNC Asheville. UC Davis leads the nation with 61 double plays turned.

BLANKED

Jax State has six shutout victories in 2026, the third-most in Division I. USC has nine, while several teams are tied at seven.

SELFLESS BRAND OF BALL

The Gamecocks are third in the nation in sacrifice bunts with 61 and tied for 18th in sacrifice flies with 32.

DO NOT TOUCH

Jax State's pitching only allows 7.10 hits per game, only trailing USC (6.85) and Oregon State (6.99) for the fewest in Division I.

NEXT UP

Conference USA Baseball Championship

May 20 - 24

TV: ESPN+ | Radio: Gamecock Radio Network
Mickey Dunn Stadium
Kennesaw, Ga.



DATE	GAME	OPPONENT	TV	TIME	LOCATION	W-L	SCORE	OVERALL	CUSA	WIN	LOSS	SAVE	ATT.	DUR.
2/13	1	Cincinnati	ESPN+	4:00 PM	JACKSONVILLE	L	11-5	0-1	-	Carson Marsh (1-0)	Steven Cash (0-1)	-	753	3:46
2/14	2	Cincinnati	none	2:00 PM	JACKSONVILLE	L	6-5	0-2	-	Logan Knight (1-0)	Jackson Sleeper (0-1)	Adam Buczkowski (1)	847	2:41
2/15	3	Cincinnati	ESPN+	4:00 PM	JACKSONVILLE	W	1-0	1-2	-	Maddox McDougall (1-0)	Adam Brouwer (0-1)	Skyler Hutto (1)	773	2:38
2/17	4	Georgia State	ESPN+	4:00 PM	JACKSONVILLE	W/11	3-2	2-2	-	Jackson Sleeper (1-1)	Jacob Crews (1-1)	-	764	3:18
2/20	5	Toledo	ESPN+	4:00 PM	JACKSONVILLE	W	5-0	3-2	-	Eli Pillsbury (1-0)	Brady Sasse (1-1)	-	783	2:50
2/21	6	Toledo	none	2:00 PM	JACKSONVILLE	W	2-1	4-2	-	Jackson Sleeper (2-1)	Deron Swason (0-1)	Skyler Hutto (2)	853	2:19
2/22	7	Toledo	ESPN+	1:00 PM	JACKSONVILLE	W	12-9	5-2	-	Chase Horst (1-0)	John Hojnowski (0-1)	-	761	3:33
2/24	8	Mississippi Valley State	ESPN+	4:00 PM	JACKSONVILLE	W	15-3	6-2	-	Brady Thomas (1-0)	Luke Richard (0-1)	-	751	3:07
2/25	9	Mississippi Valley State	ESPN+	3:30 PM	JACKSONVILLE	W	7-4	7-2	-	Jackson Evers (1-0)	Gage Deutsch (0-1)	Skyler Hutto (3)	737	3:04
2/27	10	Memphis	ESPN+	4:00 PM	Memphis, Tenn.	W	10-1	9-2	-	Eli Pillsbury (2-0)	Seth Garner (0-2)	Maddox McDougall (1)	528	2:44
2/28	11	Memphis	ESPN+	2:00 PM	Memphis, Tenn.	W	9-4	9-2	-	Jackson Sleeper (3-1)	Will Howell (0-2)	-	623	3:20
3/1	12	Memphis	ESPN+	1:00 PM	Memphis, Tenn.	W	7-1	10-2	-	Beau Bryans (1-0)	David Case (1-2)	-	551	3:09
3/3	13	Alabama	SECN+	4:00 PM	Tuscaloosa, Ala.	L	6-5	10-3	-	Ashton Crowther (1-0)	Fisher Cantrell (0-1)	Hagan Banks (3)	4659	3:14
3/6	14	Valparaiso	ESPN+	6:00 PM	JACKSONVILLE	W	3-2	11-3	-	Skyler Hutto (1-0)	Ryan Kruse (0-1)	-	834	2:41
3/7	15	Valparaiso	none	2:00 PM	JACKSONVILLE	W/7	17-3	12-3	-	Steven Cash (1-1)	Connor Lockwood (1-1)	-	953	2:33
3/8	16	Valparaiso	none	1:00 PM	JACKSONVILLE	W/7	13-2	13-3	-	Beau Bryans (2-0)	Dalton Swinehart (0-1)	Maddox McDougall (2)	883	2:29
3/10	17	North Alabama	none	3:00 PM	Florence, Ala.	W	8-3	14-3	-	Brady Thomas (2-0)	Jake Boynar (0-1)	-	524	3:31
3/13	18	Sam Houston *	none	6:30 PM	Huntsville, Texas	W	3-1	15-3	1-0	Eli Pillsbury (3-0)	Ryan Peterson (1-3)	Skyler Hutto (4)	693	2:35
3/14	19	Sam Houston *	none	2:00 PM	Huntsville, Texas	W/7	18-1	16-3	2-0	Beau Bryans (3-0)	Colliun Aloisio (3-1)	-	739	2:41
3/15	20	Sam Houston *	none	1:00 PM	Huntsville, Texas	W	4-3	17-3	3-0	Skyler Hutto (2-0)	Kade Neuenschwander (0-2)	-	666	2:44
3/17	21	Samford	ESPN+	6:00 PM	JACKSONVILLE	L	7-6	17-4	-	John Malone (1-1)	Skyler Hutto (2-1)	Zak Spurrier (3)	757	3:09
3/18	22	Alabama A&M	ESPN+	6:00 PM	Madison, Ala.	W	12-7	18-4	-	Fisher Cantrell (1-1)	Charles Morris (1-1)	-	-	3:40
3/20	23	Western Kentucky *	ESPN+	6:00 PM	JACKSONVILLE	W	10-3	19-4	4-0	Eli Pillsbury (4-0)	Gavin Perry (2-1)	-	983	2:59
3/21	24	Western Kentucky *	ESPN+	2:00 PM	JACKSONVILLE	W	6-2	20-4	5-0	Maddox McDougall (2-0)	Aaron Robertson (1-1)	-	953	3:04
3/22	25	Western Kentucky *	ESPN+	1:00 PM	JACKSONVILLE	W/8	10-1	21-4	6-0	Steven Cash (2-1)	Zach Serup (0-2)	-	781	2:59
3/24	26	UAB	ESPN+	5:00 PM	Birmingham, Ala.	L	16-11	21-5	-	Riley Miller (2-0)	Ryan Geraghty (0-1)	-	421	3:50
3/27	27	Louisiana Tech *	ESPN+	6:00 PM	Ruston, La.	W	4-0	22-5	7-0	Eli Pillsbury (5-0)	Declan Dahl (4-3)	Skyler Hutto (5)	2264	3:10
3/28	28	Louisiana Tech *	ESPN+	2:00 PM	Ruston, La.	W	5-3	23-5	8-0	Chase Horst (2-0)	Thomas Allen (2-2)	Skyler Hutto (6)	3251	3:33
3/29	29	Louisiana Tech *	ESPN+	1:00 PM	Ruston, La.	W	7-4	24-5	9-0	Steven Cash (3-1)	Luke Nichols (1-1)	Jackson Sleeper (1)	2056	3:24
3/31	30	Alabama	SECN+	6:00 PM	JACKSONVILLE	L	4-3	24-6	-	Evan Steckmesser (1-0)	Skyler Hutto (2-2)	-	1852	3:22
4/2	31	Middle Tennessee *	ESPN+	6:00 PM	JACKSONVILLE	W	6-5	25-6	10-0	Jackson Sleeper (4-1)	John Michael Pickens (1-1)	-	823	3:06
4/3	32	Middle Tennessee *	ESPN+	6:00 PM	JACKSONVILLE	W	7-6	26-6	11-0	Skyler Hutto (3-2)	Colin Kerrigan (2-2)	-	946	3:04
4/4	33	Middle Tennessee *	ESPN+	1:00 PM	JACKSONVILLE	W	3-1	27-6	12-0	Steven Cash (4-1)	David Horn Jr. (1-3)	Skyler Hutto (7)	983	2:51
4/7	34	Auburn	SECN+	6:00 PM	Auburn, Ala.	W/8	15-4	28-6	-	Ryan Geraghty (1-1)	Christian Chatterton (2-2)	-	5420	3:19
4/10	35	Liberty *	ESPN+	5:00 PM	Lynchburg, Va.	W	8-4	29-6	13-0	Maddox McDougall (3-0)	Ben Blair (5-2)	Jackson Sleeper (2)	2090	3:18
4/11	36	Liberty *	ESPN+	2:00 PM	Lynchburg, Va.	L	7-6	29-7	13-1	Cooper Harrington (2-0)	Skyler Hutto (3-3)	-	1717	3:09
4/12	37	Liberty *	ESPN+	12:00 PM	Lynchburg, Va.	L	4-2	29-8	13-2	Bradley Zayac (5-0)	Steven Cash (4-2)	Cooper Harrington (6)	1120	2:57
4/14	38	Alabama A&M	ESPN+	6:00 PM	JACKSONVILLE	W	15-11	30-8	-	Jud Files (1-0)	Bryce Dolce (0-1)	Skyler Hutto (8)	786	4:08
4/17	39	Florida International *	ESPN+	6:00 PM	JACKSONVILLE	W	4-2	31-8	14-2	Eli Pillsbury (6-0)	Tyrus Riley (2-1)	Skyler Hutto (9)	833	2:28
4/18	40	Florida International *	ESPN+	6:00 PM	JACKSONVILLE	W/7	13-1	32-8	15-2	Beau Bryans (4-0)	Enrique Sierra (2-5)	-	953	2:18
4/19	41	Florida International *	ESPN+	1:00 PM	JACKSONVILLE	W	7-2	33-8	16-2	Steven Cash (5-2)	Julian Miodzinski (3-6)	Jackson Sleeper (3)	787	2:45
4/21	42	Troy	ESPN+	6:00 PM	Troy, Ala.	W	5-4	34-8	-	Chase Horst (3-0)	Noah Thigpen (0-5)	Skyler Hutto (10)	2361	2:54
4/24	43	New Mexico State *	ESPN+	6:00 PM	JACKSONVILLE	L	6-3	34-9	16-3	Julio Ramos (1-0)	Jackson Sleeper (4-2)	Dylan Weekly (2)	856	3:42
4/25	44	New Mexico State *	ESPN+	6:00 PM	JACKSONVILLE	W	4-0	35-9	17-3	Beau Bryans (5-0)	Jack Turner (3-6)	Jackson Sleeper (4)	923	2:19
4/26	45	New Mexico State	ESPN+	1:00 PM	JACKSONVILLE	W/7	10-0	36-9	18-3	Steven Cash (6-2)	JT Price (3-3)	-	984	2:10
4/28	46	Samford	ESPN+	6:00 PM	Birmingham, Ala.	C A N G E L E D								
5/1	47	Missouri State *	none	6:30 PM	Springfield, Mo.	L	10-2	36-10	18-4	Jason Schaff (3-2)	Eli Pillsbury (6-1)	-	827	2:50
5/2	48	Missouri State *	ESPN+	2:00 PM	Springfield, Mo.	W	10-2	37-10	19-4	Beau Bryans (6-0)	Brock Lucas (4-4)	-	1242	2:58
5/3	49	Missouri State *	ESPN+	12:00 PM	Springfield, Mo.	W	11-4	38-10	20-4	Maddox McDougall (4-0)	Max Knight (5-3)	Skyler Hutto (11)	726	3:37
5/8	50	Kennesaw State *	ESPN+	6:00 PM	JACKSONVILLE	L	5-2	38-11	20-5	Daniel Powell (6-2)	Chase Horst (3-1)	-	853	2:46
5/9	51	Kennesaw State *	ESPN+	6:00 PM	JACKSONVILLE	W	5-4	39-11	21-5	Beau Bryans (7-0)	Cooper McMullen (2-4)	Skyler Hutto (12)	937	2:46
5/10	52	Kennesaw State *	ESPN+	1:00 PM	JACKSONVILLE	W	4-3	40-11	22-5	Skyler Hutto (4-3)	Daniel Powell (6-3)	-	961	2:53
5/12	53	Auburn	ESPN+	6:00 PM	JACKSONVILLE	W	4-1	41-11	-	Ryan Geraghty (2-1)	Griffin Graves (2-1)	Chase Horst (1)	1926	2:48
5/14	54	Dallas Baptist *	ESPN+	6:35 PM	Dallas, Texas	L/7	13-3	41-12	22-6	Liam Watt (7-2)	Eli Pillsbury (6-2)	-	906	2:19
5/15	55	Dallas Baptist *	ESPN+	6:35 PM	Dallas, Texas	L	10-6	41-13	22-7	Russ Smith (5-4)	Beau Bryans (7-1)	-	1177	2:46
5/16	56	Dallas Baptist *	ESPN+	2:05 PM	Dallas, Texas	W	13-4	42-13	23-7	Steven Cash	Aiden VanDeHaterf (2-3)	-	858	3:24
5/21	57	Middle Tennessee ^	ESPN+	12:30 PM	Kennesaw, Ga.									
5/22	58	Western Kentucky ^	ESPN+	12:30 PM	Kennesaw, Ga.									

5/20 - 5/24 - Conference USA Championship (Mickey Dunn Stadium, Kennesaw, Ga.) (*)
 5/31 - 6/3 - NCAA Regionals (Location TBD)
 6/7 - 6/10 - NCAA Super Regionals (Location TBD)
 6/13 - 6/24 - NCAA College World Series (Charles Schwab Field, Omaha, Neb.)

PITCHERS (21)

#	NAME	POS	B/T	HT	WT	YR	HOMETOWN	HIGH SCHOOL/PREV.	PRONOUNCE
7	Brady Thomas	RHP/INF	L/R	6-5	215	Sr.	Brandon, Miss.	Northwest Rankin HS / Jones College	
11	Steven Cash	LHP	R/L	6-1	190	Sr.	Centerville, Ala.	Bibb County HS / Louisiana	
15	Chase Horst	LHP	L/L	5-11	190	Sr.	Lancaster, Pa.	P27 Acad. / Cincinnati	
17	Grayson Knight	RHP	R/R	6-4	230	Sr.	Westfield, Ind.	University HS / Ind. Wesleyan	
22	Beau Bryans	LHP	L/L	6-0	200	Sr.	Madison, Miss.	Madison Central HS / Alabama	"bo"
24	Jud Files	RHP	R/R	6-3	200	Jr.	Plantersville, Miss.	Mooreville HS / Hawamba CC	
25	Ryan Geraghty	RHP	R/R	6-1	200	Jr.	Mundelein, Ill.	Mundelein HS / Wichita State	gair-uh-dee
27	Taylor Waldron	RHP	R/R	6-2	200	Jr.	Ottawa, Ill.	Marquette Acad. / John A. Logan CC	
28	Jameson Scissum	RHP	R/R	6-4	226	Fr.	Aitalla, Ala.	Etowah HS	sizz-um
31	Fisher Cantrell	RHP	R/R	6-5	185	So.	Shiloh, Ga.	Harris County HS	
33	Owen Arndt	RHP	R/R	6-3	195	Sr.	Lewisburg, Pa.	Lewisburg Area HS / Wallace State CC	arn-T
35	Jackson Evers	RHP	R/R	6-3	210	Jr.	Madison, Miss.	Madison-Ridgeland Acad. / NW Fla. St.	
38	Josh Sibley	LHP	L/L	6-0	195	R-Jr.	Sharpsburg, Ga.	East Coweta HS	
39	Karson Bonaparte	RHP	R/R	6-0	195	Sr.	Lincoln, Ill.	University HS / Walters State CC	bon-uh-part
40	Jaxson Davis	RHP	R/R	6-4	230	Sr.	Winchester, Ky.	Lexington Christ. Acad. / John A. Logan CC	
41	Maddox McDougall	RHP	R/R	6-0	180	So.	Westley Chapel, Fla.	Wiregrass Ranch HS	mick-doo-gall
43	Sam Schmidt	RHP	R/R	6-0	195	Jr.	Hoover, Ala.	Hoover HS / NW Florida State	
44	Eli Pillsbury	LHP	L/L	6-2	200	R-Jr.	Newburgh, Ind.	Castle HS / NC State	
45	Connor Brooks	RHP	R/R	6-0	203	Sr.	Brandon, Miss.	Northwest Rankin HS / Jones College	
47	Jackson Sleeper	RHP	R/R	6-7	225	Sr.	Franklin, Tenn.	Grace Christ. Acad. / Christian Brothers	
51	Skyler Hutto	LHP	L/L	6-4	200	Jr.	Trinity, Ala.	West Morgan HS / Shelton State CC	hut-toe
55	James Wilson	RHP	R/R	6-4	225	R-Jr.	Toronto, Can.	Humberside Collegiate / Gulf Coast State	
66	Hunter Pudlo	RHP	R/R	6-7	250	Sr.	Antioch, Ill.	Lake Community HS / Parkland College	pud-low

CATCHERS (3)

#	NAME	POS	B/T	HT	WT	YR	HOMETOWN	HIGH SCHOOL/PREV.	PRONOUNCE
10	Grayson Ashe	C	R/R	6-0	188	R-Jr.	Montgomery, Ala.	Trinity Presby. / Wallace State	
12	Evan Williams	C	L/R	6-4	220	So.	Tuscaloosa, Ala.	Hillcrest HS / Northwest Shoals CC	
30	Ryan Stevens	C	R/R	5-10	210	Jr.	Eureka, Mo.	Christ. Bros College HS / Jefferson College	

INFIELDERS (9)

#	NAME	POS	B/T	HT	WT	YR	HOMETOWN	HIGH SCHOOL/PREV.	PRONOUNCE
1	Caleb Johnson	INF	S/R	6-2	190	Sr.	Phenix City, Ala.	Central-Phenix City HS	
2	Cooper Blauser	INF	R/R	6-1	185	R-Jr.	Alpharetta, Ga.	Wesleyan HS / Clemson	blouse-er
3	Trey King	INF/DF	L/R	6-2	190	Jr.	Peachtree City, Ga.	McIntosh HS / Georgia	
7	Brady Thomas	RHP/INF	L/R	6-5	215	Sr.	Brandon, Miss.	Northwest Rankin HS / Jones College	
9	Colton Hegwood	INF/DF	L/R	6-0	170	R-Sr.	Brandon, Miss.	Brandon HS / Jones College	
13	Jaxson Pate	INF	L/R	5-11	180	R-Fr.	Calhoun, Ga.	Sonoraville HS	
19	Cade Miles	INF	L/R	6-0	195	So.	Decatur, Ala.	Hartselle HS	
23	Orlando Peña	INF	R/R	6-2	210	Sr.	Jersey City, N.J.	Bergen Catholic HS / Valdosta State	pain-yuh
34	Greg LaChance	INF/DF	R/R	5-11	185	Sr.	Whitby, Ontario	Anderson CVI / Illinois	

OUTFIELDERS (6)

#	NAME	POS	B/T	HT	WT	YR	HOMETOWN	HIGH SCHOOL/PREV.	PRONOUNCE
3	Trey King	INF/DF	L/R	6-2	190	Jr.	Peachtree City, Ga.	McIntosh HS / Georgia	
4	Sam Richardson	OF	R/R	6-1	220	R-Fr.	Olive Branch, Miss.	Lewisburg HS / Texas	
5	Luke Williams	OF	L/R	6-0	190	Jr.	Tuscaloosa, Ala.	Hillcrest HS / Chipola	
6	Ace Williamson	OF	L/R	6-1	180	Sr.	Carrollton, Ga.	Carrollton HS / Southern Union	
9	Colton Hegwood	INF/DF	L/R	6-0	170	R-Sr.	Brandon, Miss.	Brandon HS / Jones College	
34	Greg LaChance	INF/DF	R/R	5-11	185	Sr.	Whitby, Ontario	Anderson CVI / Illinois	

UTILITY (2)

#	NAME	POS	B/T	HT	WT	YR	HOMETOWN	HIGH SCHOOL/PREV.	PRONOUNCE
8	Matthew Cash	UTIL	L/R	6-0	205	So.	Centerville, Ala.	Bibb County HS	
14	Trey Majette	UTIL	S/L	6-2	180	So.	Lawrenceville, Ga.	Peachtree Ridge HS	mah-jet

WHAT'S IN A NAME?

The SID kindly reminds you to be aware about what you call the team. We are **JAX STATE**, and we are the **GAMECOCKS**. Please do not refer to us as any other institution or any other mascots. On first reference, "Jacksonville State" is acceptable. After that, "Jax State," "the Gamecocks," and "The Red and White" are acceptable. **Please DO NOT call us "JSU."**

Jax State is located in Jacksonville, Alabama - not to be confused with Jackson State in Jackson, Mississippi, or Jacksonville University in Jacksonville, Florida.

Thank you for your understanding.



WHAT IS AN AKC?

The AKC (or Ass Kickin' Chicken, as it stands for) was the logo for the Jacksonville State Teachers College athletics program in the 1950s. When JSTC transitioned from being the Eagle Owls to the Gamecocks, the logo was drawn to represent the new name, appearing on media guides as early as 1956 (but presumably was used prior to 1956). The logo was used as a mark for the athletic program until 1972, continuing to be displayed on campus near the Theron Montgomery Building (TMB) until 1986 despite its retirement. Former university president Dr. Harold McGee had the logo removed from the TMB that year, citing its aggressive stance as an unbecoming welcome to university guests. While McGee's removal of the mark ended an era in 1986, the logo's enduring popularity among alumni eventually led to its formal reinstatement in 2023 as an official mark of Jax State Athletics.

NUMERICAL ROSTER

#	NAME	POS	B/T	HT	WT	YR
1	Caleb Johnson	INF		6-2	190	Sr.
2	Cooper Blauser	INF		6-1	185	R-Jr.
3	Trey King	INF		6-2	190	Jr.
4	Sam Richardson	UTL		6-1	220	R-Fr.
5	Luke Williams	OF		6-0	190	Jr.
6	Ace Williamson	OF		6-1	180	Sr.
7	Brady Thomas	INF/RHP		6-5	215	Sr.
8	Matthew Cash	UTIL		6-0	205	So.
9	Colton Hegwood	UTIL		6-0	170	R-Sr.
10	Grayson Ashe	C		6-0	188	R-Jr.
11	Steven Cash	LHP		6-1	190	Sr.
12	Evan Williams	C		6-4	220	So.
13	Jaxson Pate	INF		5-11	180	R-Fr.
14	Trey Majette	UTIL		6-2	180	So.
15	Chase Horst	LHP		5-11	190	Sr.
17	Grayson Knight	RHP		6-4	230	Sr.
19	Cade Miles	INF		6-0	195	So.
22	Beau Bryans	LHP		6-0	200	Sr.
23	Orlando Peña	INF		6-2	210	Sr.
24	Jud Files	RHP		6-3	200	Jr.
25	Ryan Geraghty	RHP		6-1	200	Jr.
27	Taylor Waldron	RHP		6-2	200	Jr.
28	Jameson Scissum	RHP		6-4	226	Fr.
30	Ryan Stevens	C		5-10	210	Jr.
31	Fisher Cantrell	RHP		6-5	185	So.
33	Owen Arndt	RHP		6-3	195	Sr.
34	Greg LaChance	UTL		5-11	185	Sr.
35	Jackson Evers	RHP		6-3	210	Jr.
38	Josh Sibley	LHP		6-0	195	R-Jr.
39	Karson Bonaparte	RHP		6-0	225	Sr.
40	Jaxson Davis	RHP		6-4	230	Sr.
41	Maddox McDougall	RHP		6-0	180	So.
43	Sam Schmidt	RHP		6-0	195	Jr.
44	Eli Pillsbury	LHP		6-2	200	R-Jr.
45	Connor Brooks	RHP		6-0	203	Sr.
47	Jackson Sleeper	RHP		6-7	225	Sr.
51	Skyler Hutto	RHP		6-4	200	Jr.
55	James Wilson	RHP		6-4	225	R-Jr.
66	Hunter Pudlo	RHP		6-7	250	Sr.

COACHING STAFF

Head Coach	Steve Bieser (SEMO, '89)	2nd Season
Assoc. Head Coach	Tyler Packanik (Marietta, '16)	2nd Season
Asst. Coach/Pitching	Ryan Kramer (Dickinson, '14)	1st Season
Asst. Coach/Hitting	Ari Adut (East Central, '16)	2nd Season
Dir. BSB Ops/Player Dev.	Cory Wright (Valid. State, '21)	2nd Season
Bieser coaches 3B / Packanik coaches 1B		
Kramer will make mound visits / Bieser will make pitching changes		

SUPPORT STAFF

S&C Coach	Cam Williams	1st Season
Athletic Trainer	Brandon Gustafson	1st Season
Academics	Mallone Kandziorsk	7th Season
Player Dev. GA	Morgan Lunceford	1st Season
Player Performance	Andrew Carroll	1st Season
Sport Info. Director	Indy Cooper	1st Season



HEAD COACH

NEWS, NOTES, AND ACCOLADES

Achieved 400 Career Wins on March 20, 2026 vs. WKU (10-3)
2025 SEMO Athletics Hall of Fame Inductee
2x Ohio Valley Conference Coach of the Year (2014, 2016) | Keith LeClair Conference USA Coach of the Year (2026)
33 Players Drafted (9 SEMO, 22 MIZ, 2 JAX ST) | 11 All-Americans (7 SEMO, 4 MIZ)

THE BIESER FILE

Steve Bieser is in his third season in charge of the Jacksonville State baseball program.

Bieser came to the Gamecocks after seven seasons as the head coach at Missouri, which followed a four-year stint as the head coach at his alma mater of Southeast Missouri State that saw him win three-straight Ohio Valley Conference titles with the Redhawks. In 13 seasons as a Division I head coach he has posted a 381-311 record and was named the OVC Coach of the Year twice. He played 13 seasons for six different MLB organizations, including two seasons at the Major League level and more than eight in AAA.

Bieser led the Gamecocks to its first conference championship game since 2019 and its first in the CUSA, taking down top-seeded DBU twice in the semifinals to punch its ticket to Sunday. The Gamecocks also boasted two All-Conference selections in Grayson Ashe and Jackson Phipps, and had multiple draft picks for the first time since 2019 in Phipps and Joe Scarborough.

In his first year with the program, he laid the new foundation and led the Gamecocks through their first season in Conference USA. Bieser's first club handed him his first win as the Jax State skipper on opening day with an extra-inning walk-off win over Memphis. The Gamecocks claimed the program's first series win over a Big 10 opponent with a pair of wins over Iowa in the non-conference slate. The Gamecocks posted a series win over FIU in conference play. Bieser's first club excelled off the field with being honored by the American Baseball Coaches Association's 2023-24 Team Academic Award list.

His seven seasons at Missouri saw the Tigers enjoy unprecedented success. His teams posted a 188-155-1 record and made him the fastest coach in Missouri history to reach 100 wins. His first three seasons resulted in 104 wins, the most-ever by a Mizzou head coach, and he finished with a winning record in six of his seven years.

The Tigers won 39 SEC games from 2017-19, the best three-year stretch since joining the league in 2013. They posted an impressive 119-39 (.753) record in out-of-conference games, including a 39-6 non-conference record in his last two seasons in Columbia.

The Tigers produced five All-Americans under Bieser's guidance and had 22 players selected in the MLB Draft, three in the first round.

Bieser took over the Mizzou program in 2017 after the Tigers had posted just two winning seasons in the previous six years. He would lead them to winning records in six of his seven seasons at the helm. His first season saw 35 wins, the most by a Missouri club in eight seasons and the most in its SEC history.

Mizzou hired Bieser from SEMO, where he spent the previous seven seasons and the last four as the Redhawks' head coach. In those four seasons, SEMO posted a 138-95 record and an 80-41 mark in OVC play with regular-season titles in each of his last three years.

Each of those seasons resulted in at least 36 wins, including a school-record 39 victories in 2016. That 2016 team went on to win the OVC Tournament and advance to the NCAA Starkville Regional, while Bieser earned his second OVC Coach of the Year honor. The Redhawks boasted the No. 1 scoring offense in Div. I baseball from 2014-16.

While in Cape Girardeau, Bieser coached three OVC Pitchers of the Year and one OVC Player of the Year, while placing 17 players on the OVC's All-Conference teams. Seven Redhawks earned All-America honors, led by First-Team All-America pitcher Joey Lucchesi in 2016. Nine SEMO players were selected in the MLB Draft during Bieser's tenure.

Bieser was a standout on the diamond at SEMO, where he earned his degree in Science in Mathematics Education in 1988. Following his career with the Redhawks, he was drafted by the Philadelphia Phillies in the 32nd round of the 1988 MLB Draft.

COACHING STAFF



Tyler Packanik
Associate Head Coach
Marietta, 2016



Ari Adut
Asst. Coach/Hitting
East Central, 2015



Ryan Kramer
Asst. Coach/Pitching
Dickinson, 2014



Cory Wright
Dir./BSB Ops, Player Dev.
Valdosta State, 2021



Morgan Luncford
Graduate Assistant / Development
Wofford, 2024



Andrew Carroll
Student Assistant / Performance

Bieser coaches 3B, Packanik coaches 1B | Kramer makes mound visits, Bieser makes pitching changes



STEVE BIESER

423-324-1 ALL-TIME RECORD
GAMECOCKS HEAD COACH - 2024 - PRESENT
97-72 JAX STATE RECORD

BORN: August 4, 1967 (58) | Perryville, Missouri

COLLEGE: Southeast Missouri State, 1989 | Outfielder

FAMILY: Wife: Diahann | Son: Cole | Daughters: Whitley, Briley, Carley

Year	School	OVR	CONF	Finish	Postseason
2026	Jax State	42-13	23-7	1st	--
2025	Jax State	37-25	15-12	4th	--
2024	Jax State	18-34	5-19	9th	--
2023	Missouri	30-24	10-20	7th (East)	--
2022	Missouri	28-23	10-20	7th (East)	--
2021	Missouri	15-26	8-22	7th (East)	--
2020	Missouri	11-5	0-0	--	COVID-19
2019	Missouri	34-22-1	13-16-1	4th (East)	--
2018	Missouri	34-22	12-18	T-6th (East)	--
2017	Missouri	36-23	14-16	4th (East)	--
2016	SEMO	39-21	22-8	1st	Starkville Reg.
2015	SEMO	36-23	20-7	1st	--
2014	SEMO	37-20	23-7	1st	--
2013	SEMO	26-33	13-17	6th	--



BIESER IN THE MLB

Drafted by the Phillies in 32nd round of the 1988 MLB June Amateur Draft, Bieser was signed by the Montreal Expos in 1995 before becoming a free agent in 1996 and signed by the New York Mets. Bieser made his MLB debut on April 1, 1997, with the Mets against the San Diego Padres. Bieser became a free agent again in October 1997, and was signed by the Pirates in December of that same year, playing his final professional season in Pittsburgh. Bieser primarily played as a pinch hitter, with one of his biggest hits coming on June 18, 1997, where he pinch hit for Matt Franco, scoring the game-tying run in the Subway Series finale.

7 - BRADY THOMAS | UTL/RHP | SR

FB/SL/CH

Last App: at DBU, 5/14/26 *Last Win:* at North Alabama, 3/10/26 *Last Loss:* at Alabama, 2/25/2025 *Last Save:* n/a

- > Two-way player for the Gamecocks.
- > On the mound, the righty managed a 1-1 record with 14 strikeouts.
- > Joined the program from Jones College where he collected seven saves and 26 Ks.

11 - STEVEN CASH | LHP | SR

FB/CH/SL

Last App: at DBU, 5/16/26 *Last Win:* at DBU, 5/16/26 *Last Loss:* at Liberty, 4/12/26 *Last Save:* --

- > CUSA Preseason All-Conference Selection | 2026 Second Team All-Conference Selection
- > Finished his junior season with a record of 5-2 and an ERA of 4.59, pitching a team-high 86.1 innings.
- > Only allowed 33 walks while fanning 63.

15 - CHASE HORST | LHP | SR

FB/SL/CH

Last App: Auburn, 5/12/26 *Last Win:* at Troy, 4/21/26 *Last Loss:* Kennesaw St., 5/8/26 *Last Save:* Auburn, 5/12/26

- > Transfer from Cincinnati.
- > Went 2-0 in his final season with th Bearcats, putting together a 4.22 ERA in 15 appearances.
- > Held opponents to just .188 in 2026.

17 - GRAYSON KNIGHT | RHP | SR

FB/CV/SL/CH

Last App: at MOST, 5/1/26 *Last Win:* Akron, 2/21/25 *Last Loss:* Alabama, 3/4/25 *Last Save:* --

- > Made seven appearances and one start in his first season with the Gamecocks.
- > Joined the program after two seasons at Indiana Westeyan, where he posted a 5.46 ERA with 60 Ks in his final season.
- > Top-50 righty coming out of high school in Indiana per Perfect Game.

22 - BEAU BRYANS | LHP | SR

FB/CH/SL

Last App: at DBU, 5/15/26 *Last Win:* Kennesaw St., 5/9/26 *Last Loss:* at DBU, 5/15/26 *Last Save:* --

- > 2026 Second Team All-Conference Selection
- > Transfer from Alabama where he was used as a situational reliever in 2025.
- > Two-way at Jones College. Appeared posted a 3.67 ERA with 133 Ks, while posting a .319 BA with 73 hits, 57 RBI, 51 runs, 12 doubles and eight homers.

24 - JUD FILES | RHP | JR

FB/SL/CV/CH

Last App: at DBU, 5/15/26 *Last Win:* Alabama A&M, 4/14/26 *Last Loss:* -- *Last Save:* --

- > Arrives to Jax State from Itawamba CC where he was a Junior College All-American.
- > All-time single season strikeout record holder at ICC with 108 Ks.
- > Began his career at Mississippi State, but did not play for the Bulldogs.

25 - RYAN GERAGHTY | RHP | JR

FB/SL/CH

Last App: at DBU, 5/16/26 *Last Win:* Auburn, 5/12/26 *Last Loss:* at UAB, 3/24/26 *Last Save:* vs. DBU, 5/24/25

- > Tallied 30.2 innings with a 2-1 record and one save, fanning 25 in his first season with Jax State.
- > Earned a save against DBU on May 24, holding the line and sending the Gamecocks to the CUSA title game.
- > Was at Wichita State prior to Jax State, finishing 2-0 with an ERA of 8.00 for the Shockers.

27 - TAYLOR WALDRON | RHP | JR

FB/CV/SL/CH

Last App: MVSU, 2/25/26 *Last Win:* -- *Last Loss:* -- *Last Save:* --

- > Transfer from John A. Logan College, where he compiled a record of 9-0 and an ERA of 3.05.
- > Struck out 84 in 62 innings, only giving up 17 walks.
- > In 2024, he went 8.0 innings against Lake Land College, giving up five hits, no earned runs, and sat down six batters.

31 - FISHER CANTRELL | RHP | SO

FB/SL/CV/CH

Last App: vs. WKU, 3/22/26 *Last Win:* Alabama A&M, 3/18/26 *Last Loss:* at Alabama, 3/3/26 *Last Save:* --

- > Made nine appearances during his freshman season, recording nine strikeouts and holding opponents to a .083 average.
- > Prepped at Harris County HS, where he was ranked the 48th-best prospect in Georgia by Perfect Game.
- > Three-time Perfect Game Preseason Underclass All-American Honorable Mention.

33 - OWEN ARNDT | RHP | SR

FB/SL/CV

Last App: Alabama A&M, 4/14/26 *Last Win:* at Kennesaw St., 4/4/25 *Last Loss:* at Kennesaw St., 4/5/25 *Last Save:* --

- > Made 20 relief appearances during his first season at Jax State.
- > Made three appearances of 1.2 innings, his longest outing in Division I.
- > Played his sophomore season at Wallace State, where he had five starts and earned a victory.

35 - JACKSON EVERS | RHP | JR

FB/SL/CH

Last App: at DBU, 5/14/26 *Last Win:* Miss. Val. St., 2/25/26 *Last Loss:* -- *Last Save:* --

- > Transfer from Northwest Florida State, where he posted a 4-3 record with a save in 2025.
- > Ended that season with a 4.01 ERA, striking out 35 batters.
- > Started his career at Ole Miss in the fall of 2023, but transferred to NWFSCC before spring.

RECENT APPEARANCES

DATE	DEC	IP	H	R	ER	BB	K	P
5/14/26 (DBU)	--	1.1	4	3	2	2	3	40
4/14/26 (AAMU)	--	1.2	1	1	1	1	2	--
3/31/26 (ALA)	--	0.1	1	0	0	1	0	10
3/24/26 (UAB)	--	1.0	2	4	4	2	0	34

RECENT APPEARANCES

DATE	DEC	IP	H	R	ER	BB	K	P
*5/16/26 (DBU)	W	5.0	3	4	4	1	4	81
*5/10/26 (KSU)	--	6.1	2	1	0	3	5	--
*5/3/26 (MOST)	--	4.0	4	3	2	1	4	78
*4/26/26 (NMSU)	W	7.0	4	0	0	2	5	92

RECENT APPEARANCES

DATE	DEC	IP	H	R	ER	BB	K	P
5/12/26 (AUB)	SV	2.0	0	0	0	0	2	--
5/8/26 (KSU)	L	0.2	3	3	1	0	0	--
5/3/26 (MOST)	--	0.1	0	0	0	1	0	8
5/2/26 (MOST)	--	1.1	0	0	0	0	0	15

RECENT APPEARANCES

DATE	DEC	IP	H	R	ER	BB	K	P
5/1/26 (MOST)	--	1.0	2	0	0	0	1	16
4/14/26 (AAMU)	--	0.1	2	3	0	1	1	21
4/3/26 (MVSU)	--	0.1	0	0	0	1	0	5
3/24/26 (UAB)	--	1.0	1	0	0	1	2	24

RECENT APPEARANCES

DATE	DEC	IP	H	R	ER	BB	K	P
*5/15/26 (DBU)	L	2.1	6	7	7	2	3	64
*5/9/26 (KSU)	W	7.0	5	4	1	2	5	--
*5/2/26 (MOST)	W	7.0	3	0	0	2	5	96
*4/25/26 (NMSU)	W	6.1	4	0	0	4	10	107

RECENT APPEARANCES (DIV I)

DATE	DEC	IP	H	R	ER	BB	K	P
5/15/26 (DBU)	--	0.0	1	0	0	0	0	9
5/12/26 (AUB)	--	1.1	3	1	1	1	2	--
5/8/26 (KSU)	--	0.1	0	0	0	1	1	--
5/3/26 (MOST)	--	0.1	2	1	1	0	0	8

RECENT APPEARANCES

DATE	DEC	IP	H	R	ER	BB	K	P
5/10/26 (DBU)	--	2.0	0	0	0	1	2	24
*5/12/26 (AUB)	W	5.2	3	0	0	1	3	--
5/1/26 (MOST)	--	5.0	4	4	4	2	7	81
*4/21/26 (TROY)	--	0.0	1	4	3	2	0	24

RECENT APPEARANCES

DATE	DEC	IP	H	R	ER	BB	K	P
2/25/26 (MVSU)	--	3.2	4	4	4	1	6	61
2/13/26 (CIN)	--	0.2	1	2	2	1	0	30

RECENT APPEARANCES

DATE	DEC	IP	H	R	ER	BB	K	P
3/22/26 (WKU)	--	2	0	0	0	1	1	30
3/18/26 (AAMU)	W	2.2	0	0	0	0	7	41
3/10/26 (UNA)	--	0.0	1	2	2	1	0	12
*3/3/26 (ALA)	L	0.1	2	3	3	2	0	28

RECENT APPEARANCES

DATE	DEC	IP	H	R	ER	BB	K	P
4/14/26 (AAMU)	--	1.1	2	2	2	2	1	37
3/24/26 (UAB)	--	0.1	1	1	1	0	0	6
2/25/26 (MVSU)	--	0.1	0	0	0	0	1	6
2/24/26 (MVSU)	--	1.0	1	0	0	0	2	17

RECENT APPEARANCES

DATE	DEC	IP	H	R	ER	BB	K	P
5/14/26 (DBU)	--	2.2	2	2	2	1	2	43
5/8/26 (KSU)	--	0.1	0	0	0	0	0	--
4/24/26 (NMSU)	--	0.2	1	0	0	1	2	19
4/14/26 (AAMU)	--	1.2	1	1	0	1	4	36

38 - JOSH SIBLEY | LHP | R-JR

FB/CV/SL

Last App: at DBU, 5/15/26 *Last Win:* at DBU, 5/4/24 *Last Loss:* vs. Auburn, 3/8/23 *Last Save:* --

- > Redshirted for the 2025 season.
- > In 2024, he ended the season with a 2-0 record and an ERA of 5.40.
- > Against SIU that year, he went for three innings, a season-long, and only allowed a single hit, fanning four.

39 - KARSON BONAPARTE | RHP | SR

FB/SL/CH

Last App: Miss. Val. St., 2/25/26 *Last Win:* vs. DBU, 5/24/25 *Last Loss:* at Auburn, 5/13/25 *Last Save:* --

- > Earned four wins and tallied 30 strikeouts during his first season at Jax State.
- > Had a season-high seven Ks in 3.2 innings against Liberty on March 28.
- > Named to the 2025 CSC Academic All-District Team.

40 - JAXSON DAVIS | RHP | SR

FB/SL

Last App: Alabama A&M, 4/14/26 *Last Win:* vs. Sam Houston, 4/26/26 *Last Loss:* -- *Last Save:* at Kennesaw St., 4/5/25

- > Earned a win and a save in his first season with the Gamecocks.
- > Had a five-game streak where he did not give up a run from March 9 to April 5.
- > Spend two seasons at John A. Logan prior to his time at Jax State.

41 - MADDOX McDOUGALL | RHP | SO

FB/SL/CV/CH

Last App: at DBU, 5/16/26 *Last Win:* at MOST, 5/3/26 *Last Loss:* vs. WKU, 5/25/25 *Last Save:* Valpo, 3/7/26 (DH-2)

- > 2026 Second Team All-Conference Selection
- > Finished his freshman campaign with a 5.01 ERA in 41.1 innings.
- > Earned four wins, striking out 26 and held opposing batters to .266. Had a career-high five innings of scoreless ball against UAB in 2025.

43 - SAM SCHMIDT | RHP | JR

FB/SL/CV/CH

Last App: at DBU, 5/15/26 *Last Win:* -- *Last Loss:* -- *Last Save:* --

- > Transfer from Northwest Florida State, where he posted a 6.00 ERA with a 3-2 record and one save in his lone year.
- > Struck out 50 in 42 innings of work.
- > Played at Troy in his freshman year, making his collegiate debut against Auburn on Marh 12, 2024.

44 - ELI PILLSBURY | LHP | SR

FB/SL/CV/CH

Last App: at DBU, 5/14/26 *Last Win:* FIU, 4/17/26 *Last Loss:* at DBU, 5/14/26 *Last Save:* --

- > 2026 First Team All-Conference Selection
- > Transfer from NC State, where he did not see action for the Wolfpack.
- > Played at John A. Logan for his first two years of college ball, held a 5.47 ERA with three wins and three saves his sophomore season.

45 - CONNOR BROOKS | RHP | SR

FB/SL/CV

Last App: vs. LA Tech, 5/23/25 *Last Win:* -- *Last Loss:* at Georgia State, 4/8/25 *Last Save:* vs. Oakland, 2/14/25

- > Made 19 appearances in his first season with the Gamecocks.
- > Struck out 19 in 17.1 innings of work.
- > Transferred to Jax State from Jones College.

47 - JACKSON SLEEPER | RHP | SR

FB/SL

Last App: at DBU, 5/15/26 *Last Win:* MTSU, 4/2/26 *Last Loss:* NMSU, 4/24/26 *Last Save:* NMSU, 4/25/26

- > CUSA Preseason All-Conference Selection
- > His seven saves in 2025 were the second most in the league.
- > Struck out seven in 3.1 innings of work against WKU, the third time he has had seven Ks in a game.

51 - SKYLER HUTTO | RHP | JR

FB/SL/CV

Last App: Kennesaw St., 5/10/26 *Last Win:* Kennesaw St., 5/10/26 *Last Loss:* at Liberty, 4/11/26 *Last Save:* Kennesaw St., 5/9/26

- > 2026 First Team All-Conference Selection
- > Transfer from Shelton State, won his only start in 2025, ending the season 1-0.
- > In 2024, he had six games with three or more Ks, including back-to-back games with five (3/2 vs. #4 Wabash Valley, 3/9 vs. Southern Union).

55 - JAMES WILSON | RHP | R-JR

FB/SL/CH

Last App: Alabama A&M, 4/14/26 *Last Win:* at WKU, 5/15/25 *Last Loss:* vs. DBU, 5/22/25 *Last Save:* --

- > Put together a 3-3 record with a 4.18 ERA in his first year with the Gamecocks.
- > Shut down DBU in the CUSA semifinals, fanning four while only allowing one run over four innings.
- > Transferred from Gulf Coast State.

66 - HUNTER PUDLO | RHP | SR

FB/SL

Last App: at UAB, 3/24/26 *Last Win:* -- *Last Loss:* -- *Last Save:* --

- > Has been with the program since the 2025 season, but has not made an appearance.
- > Was at Parkland College, where he earned three victories in relief his sophomore season.
- > Was the 14th-ranked pitching prospect out of Illinois per Perfect Game coming out of high school.

RECENT APPEARANCES

DATE	DEC	IP	H	R	ER	BB	K	P
5/15/26 (DBU)	--	1.1	0	0	0	1	1	23
4/14/26 (AAMU)	--	0.0	1	0	0	0	0	5
4/11/26 (LIB)	--	0.2	1	2	2	1	1	17
4/7/26 (AUB)	--	1.0	1	0	0	1	2	17

RECENT APPEARANCES

DATE	DEC	IP	H	R	ER	BB	K	P
2/25/26 (MVSU)	--	0.2	0	0	0	2	1	24
2/13/26 (CIN)	--	0.1	1	1	1	1	0	20
5/24/26 (DBU)	W	6.1	5	3	2	1	0	66
5/17/26 (WKU)	--	1.0	3	1	1	0	0	17

RECENT APPEARANCES

DATE	DEC	IP	H	R	ER	BB	K	P
4/14/26 (AAMU)	--	0.0	0	0	0	1	0	3
5/23/26 (UT)	--	1.0	3	3	3	1	1	29
5/17/26 (WKU)	--	0.2	1	1	1	0	0	12
5/11/26 (LT)	--	0.0	0	1	1	2	0	14

RECENT APPEARANCES

DATE	DEC	IP	H	R	ER	BB	K	P
5/15/26 (DBU)	--	2.0	1	0	0	0	2	31
5/10/26 (KSU)	--	1.2	0	0	0	0	0	--
5/3/26 (MOST)	W	1.1	0	0	0	0	3	18
4/24/26 (NMSU)	--	2.1	0	0	0	0	7	35

RECENT APPEARANCES

DATE	DEC	IP	H	R	ER	BB	K	P
5/15/26 (DBU)	--	0.2	0	0	0	0	0	7
4/14/26 (AAMU)	--	1.1	0	0	0	0	1	18
3/24/26 (UAB)	--	0.1	1	0	0	1	0	9
3/18/26 (AAMU)	--	0.1	2	2	1	1	2	20

RECENT APPEARANCES

DATE	DEC	IP	H	R	ER	BB	K	P
*5/14/26 (DBU)	L	2.0	8	8	8	1	3	62
*5/8/26 (KSU)	--	7.1	1	2	1	1	12	--
*5/1/26 (MOST)	L	2.0	4	6	6	3	1	63
*4/24/26 (NMSU)	--	3.2	6	3	3	4	3	90

RECENT APPEARANCES

DATE	DEC	IP	H	R	ER	BB	K	P
5/23/26 (LT)	--	0.1	0	0	0	2	0	14
5/21/26 (LT)	--	0.0	1	0	0	0	0	4
5/16/25 (WKU)	--	1.0	4	3	3	1	1	24
5/11/26 (LT)	--	2.0	2	2	2	1	1	30

RECENT APPEARANCES

DATE	DEC	IP	H	R	ER	BB	K	P
5/15/26 (DBU)	--	3.2	2	3	3	2	5	62
5/8/26 (KSU)	--	0.2	2	0	0	0	1	--
5/2/26 (MOST)	--	0.2	3	2	2	0	0	26
4/25/26 (NMSU)	SV	2.2	0	0	0	0	1	25

RECENT APPEARANCES

DATE	DEC	IP	H	R	ER	BB	K	P
5/10/26 (KSU)	W	1.0	2	2	0	1	1	--
5/9/26 (KSU)	SV	1.2	0	0	0	0	2	--
5/3/26 (MOST)	SV	3.0	1	0	0	0	2	38
4/24/26 (NMSU)	--	0.1	1	2	2	1	1	12

RECENT APPEARANCES

DATE	DEC	IP	H	R	ER	BB	K	P
*4/14/26 (AAMU)	--	0.1	3	4	3	0	0	13
*3/24/26 (UAB)	--	0.0	0	3	3	3	0	17
*3/18/26 (AAMU)	--	5.1	5	4	4	1	6	82
3/7/26 (VAL-1)	--	1.0	1	2	2	1	0	20

RECENT APPEARANCES

DATE	DEC	IP	H	R	ER	BB	K	P
3/24/26 (UAB)	--	0.0	0	0	0	1	0	5
2/24/26 (MVSU)	--	0.2	0	1	1	3	0	32



WEEKLY AWARDS

Feb. 16	Player	Ryan Franden (Sam Houston)
	Pitcher	Ben Blair (Liberty)
Feb. 23	Player	Trey Hawsey (LA Tech)
	Pitcher	Steven Cash (Jax State)
March 2	Player	Caleb Johnson (Jax State)
	Pitcher	Ben Blair (Liberty)
March 9	Player	Grayson Ashe (Jax State)
	Pitcher	Beau Bryans (Jax State)
March 16	Player	Jake Bennett (DBU)
	Pitcher	Declan Dahl (LA Tech)
March 23	Player	Brant Kragel (MO State)
	Pitcher	Ben Blair (Liberty)
March 30	Player	Layne Akers (MTSU)
	Pitcher	Ryan Peterson (Sam Houston)
April 6	Player	Cade Bogenpohl (MO State)
	Pitcher	Jason Schaaf (MO State)
April 13	Player	Gabe Roessler (MO State)
	Pitcher	Declan Dahl (LA Tech)
April 20	Player	Chayton Krauss (DBU)
	Co-Pitcher	Eli Pillsbury (Jax State)
	Co-Pitcher	Cole Torbett (MTSU)
April 27	Player	Jordan Jaffe (Liberty)
	Co-Pitcher	Beau Bryans (Jax State)
	Co-Pitcher	Steven Cash (Jax State)
May 4	Player	Jackson Chirello (KSU)
	Pitcher	Liam Watt (DBU)
May 11	Player	Taeg Gollert (MO State)
	Pitcher	Eli Pillsbury (Jax State)
May 18	Player	Luke Pettitte (DBU)
	Pitcher	David Horn, Jr. (MTSU)

PRESEASON HONORS

Preseason Player of the Year	Chayton Krauss, DBU
Preseason Pitcher of the Year	Ben Blair, LIB
Preseason All-CUSA Team	
Catcher	Grayson Ashe, Jax State
Infielder	Keaton Grady, DBU
Infielder	Chayton Krauss, DBU
Infielder	Tanner Marsh, LIB
Infielder	Kyle Hayes, WKU
Outfielder	Cole Cleveland, FIU
Outfielder	Andrew Idefonso, FIU
Outfielder	Caden Bogenpohl, MO ST
Designated Hitter	Jake Bennett, DBU
Designated Hitter	Steve Solorzano, NMSU
Utility	Max Knight, MO ST
Starting Pitcher	Ryan Borberg, DBU
Starting Pitcher	Steven Cash, Jax State
Starting Pitcher	Ben Blair, LIB
Starting Pitcher	Drew Horn, MTSU
Relief Pitcher	Jackson Sleeper, Jax State
Relief Pitcher	Blake Hooks, LT

CONFERENCE STANDINGS

TEAM NAME	CONFERENCE		OVERALL		H	A	N	STRK	RPI
	W-L	PCT	W-L	PCT					
#1 Jax State	23-7	.767	42-13	.764	25-6	16-7	1-0	W1	28
#2 Liberty	21-9	.700	38-18	.679	19-12	19-6	0-0	W2	35
#3 Missouri State	20-10	.667	32-18	.640	21-3	11-15	0-0	LI	26
#4 Louisiana Tech	19-11	.633	33-23	.589	19-12	12-11	2-0	LI	73
#5 Dallas Baptist	19-11	.633	31-24	.564	19-12	12-12	0-0	LI	72
#6 Western Kentucky	14-16	.467	29-26	.527	22-14	7-12	0-0	LI	135
#7 Kennesaw State	13-17	.433	25-26	.490	16-12	9-14	0-0	W1	82
#8 Sam Houston	13-17	.433	24-32	.429	13-15	11-17	0-0	W1	175
#9 Middle Tennessee	12-18	.407	26-29	.473	22-11	4-18	0-0	L2	217
Florida Int'l	10-20	.333	19-35	.352	16-16	3-19	0-0	W1	219
New Mexico State	9-21	.300	20-34	.370	15-13	5-20	0-1	LI	221
Delaware	7-23	.233	19-35	.352	15-12	4-23	0-0	W1	236

Top 9 teams qualify for CUSA Championship - Red line notes cut line for 2026 tournament

CONFERENCE USA POSTSEASON AWARDS

Player of the Year Tanner Marsh, Liberty	First Team All-CUSA C: Grayson Ashe, Jax State INF: Chayton Krauss, DBU INF: Tanner Marsh, Liberty INF: Logan Fyffe, Missouri State INF: Lane Arroyos, WKU OF: Jake Bennett, DBU OF: Jaxon Pate, Jax State OF: Nick Barone, Liberty DH: Luke Pettitte, DBU SP: Eli Pillsbury, Jax State SP: Ben Blair, Liberty SP: Declan Dahl, LA Tech SP: Ryan Peterson, Sam Houston RP: Skyler Hutto, Jax State RP: Daniel Powell, Kennesaw State UT: Curry Sutherland, Missouri State	Second Team All-CUSA C: Tyler Minnick, MTSU INF: Evan Bouldin, Delaware INF: Caleb Johnson, Jax State INF: Trey King, Jax State INF: Trey Hawsey, LA Tech OF: Dylan Schlaegel, DBU OF: Owen Nowak, MTSU OF: Jonatan Clough, NM State DH: Layne Akers, MTSU SP: Liam Watt, DBU SP: Beau Bryans, Jax State SP: Steven Cash, Jax State SP: Bradley Zayac, Liberty RP: Maddox McDougall, Jax State RP: Cooper Harrington, Liberty UT: Cooper Williams, Kennesaw State	All-Freshman Team Anthony DeCeasare, Delaware Jaxon Pate, Jax State Josh Gibbs, Kennesaw State Grayson McCollum, Kennesaw State Jayden Summerville, Kennesaw State Thomas Allen, LA Tech Casey McCoy, LA Tech Layne Akers, MTSU Ross Felder, Missouri State Wes Baker, Sam Houston Cade Corcoran, Sam Houston
--	--	--	---

Newcomer of the Year
Declan Dahl, LA Tech

Defensive Player of the Year
Tanner Marsh, Liberty

Freshman of the Year
Jaxon Pate, Jax State

Keith LeClair Coach of the Year
Steve Bieser, Jax State

Assistant Coach of the Year
Ryan Kramer, Jax State





2026 CUSA BASEBALL CHAMPIONSHIP

KENNESAW, GA // MAY 20-24 // HOSTED BY KENNESAW STATE

STANDINGS

- | | | |
|--------------------|------------------|---------------|
| POOL A | POOL B | POOL C |
| 1. Jax State (0-0) | 2. Liberty (0-0) | 3. MSU (0-0) |
| 6. WKU (0-0) | 5. LA Tech (0-0) | 4. DBU (0-0) |
| 9. MTSU (0-0) | 8. SHSU (0-0) | 7. KSU (0-0) |

POOL A	POOL B	POOL C
JAX STATE 1	LIBERTY 2	MISSOURI STATE 3
WKU 8	LA TECH 5	DBU 4
MIDDLE TENNESSEE 9	SAM HOUSTON 8	KENNESAW STATE 7
WED: 9 VS 6	WED: 8 VS 5	WED: 7 VS 4
THU: 1 VS 9	THU: 2 VS 8	THU: 3 VS 7
FRI: 6 VS 1	FRI: 5 VS 2	FRI: 4 VS 3

* Top team from each pool + wild card advance
* Tiebreaker for wild card position goes to highest remaining seed with best record

WED MAY 20 THU MAY 21 FRI MAY 22 SAT MAY 23 SUN MAY 24



ESPN+ ESPN+ ESPN+ CBS SPORTS NETWORK

Home team listed on bottom

All Times Eastern and subject to change



CUSA BRACKET

RETURNING PRODUCTION

Stat		Returning	Total	Pct.
AB	At-Bats	1355	2023	67%
R	Runs	282	417	67.6%
H	Hits	373	555	67.2%
2B	Doubles	81	115	70.4%
3B	Triples	14	20	70%
HR	Home Runs	37	53	69.8%
RBI	Runners Batted In	254	368	70.9%
AVG	Batting Average	-	.274	-
SLG	Slugging Percentage	-	.430	-
OBP	On-Base Percentage	-	.390	-
BB	Walks	190	301	63.1%
HBP	Hit By Pitches	60	100	60%
K	Strikeouts	341	531	64.2%
SF	Sacrifice Flies	21	27	77.8%
SH	Sacrifice Hits	26	32	81.2%
SB	Stolen Bases	89	123	72.4%

Stat		Returning	Total	Pct.
W	Wins	28	38	72.2%
SV	Saves	11	15	73.3%
IP	Innings Pitched	378.1	523.2	70.5%
H	Hits Allowed	347	488	71%
ER	Earned Runs Allowed	228	323	68.9%
BB	Walks Allowed	187	312	60.9%
SO	Strikeouts	300	452	66.4%
HR	Home Runs Allowed	51	83	61%
AVG/A	Average Against	-	.248	-

NON-CONFERENCE BREAKDOWN

Opponent	Conf.	2025	Series	Last	RPI
Cincinnati	Big XII	33-28	0-0 First Meeting	n/a	37
Georgia State	Sun Belt	28-30	18-11	W, 10-5 4/30/2024	182
Toledo	Mid-American	32-29	1-0	W, 18-9 2004	134
Miss. Valley State	SWAC	8-29	0-0 First Meeting	n/a	303
Memphis	American	22-33	2-1	W, 13-9 2/18/2024	218
Alabama	SEC	41-18	10-38	L, 1-11 3/4/2025	15
Valparaiso	Missouri Valley	10-40	7-1	W, 13-9 2/27/2021	298
North Alabama	ASUN	24-31	74-15	W, 13-9 (7 inn) 4/30/2023	189
Samford	SoCon	30-27	56-38	W, 8-4 (10 inn.) 3/18/2025	88
Alabama A&M	SWAC	5-40	11-2	L, 4-8 4/28/2015	308
UAB	American	24-30	41-29	W, 8-5 4/22/2025	188
Auburn	SEC	41-20	17-28	L, 1-18 (7 inn.) 5/13/2025	5
Troy	Sun Belt	38-21	57-33	L, 2-12 (7 inn.) 4/29/2025	47
NON-CONFERENCE TOTALS		336-574 (.473)			163 (avg)



CONFERENCE BREAKDOWN

Opponent	2025	Series	Last	RPI
Sam Houston	12-43	2-4	L, 4-12 4/27/2025	248
Western Kentucky	48-14	5-5	L, 5-8 5/25/25	44
LA Tech	32-25	4-4	W, 7-8 5/23/25	111
Middle Tennessee	23-32	21-27	W, 8-4 5/4/25	200
Liberty	30-27	4-5	W, 8-1 3/28/25	88
Florida International	31-27	8-8	L, 4-11 3/23/25	122
New Mexico State	22-33	2-4	L, 6-7 4/18/25	172
Missouri State	30-25	0-0 First Meeting	n/a	174
Kennesaw State	31-27	20-24	W, 8-8 4/5/25	58
Dallas Baptist	41-18	4-8	W, 5-3 5/24/25	22
CONFERENCE TOTALS		288-271 (.524)		125 (avg)

GAMECOCKS IN THE PROS

With 70 draft picks, Jax State baseball players have success when it comes to getting to the next level. The Gamecocks currently have three players who were drafted either straight from The Hills or came through Jax State on their way to the minor leagues and the big leagues.

- > Jake Peppers | Chicago White Sox
Current Team: Winston-Salem Dash
(High-A) 2026 Stats: 9.35 ERA, 8 G, 8.2 IP, 14 H, 9 R, 9 ER, 1 HR, 0 HP, 6 BB, 8 SO, .359 BAA
- > Jackson Phipps | Athletics
Current Team: ACL Athletics
(Low-A) 2026 Stats: 7.71 ERA, 5 G, 2 GS, 16.1 IP, 16 H, 15 R, 14 ER, 3 HR, 2 HP, 10 BB, 17 SO, .258 BAA
- > Joe Scarborough | New York Mets
Current Team: St. Lucie Mets
(Low-A) 2026 Stats: 2.57 ERA, 6 G, 7.0 IP, 6 H, 2 R, 2 ER, 0 HR, 1 HP, 6 BB, 7 SO, .250 BAA



RECORD BREAKDOWN

BY UNIFORM (HAT, JERSEY, PANTS)

White/White/White	7-3
Black/Black/White	8-2
Black/Red/White	2-0
Black/Grey/Grey	5-2
Black/Black/Grey	5-2
Black/Red/Grey	4-1
Red/Red/White	8-1
Red/Grey/Grey	2-1
Red/Black/Grey	1-0
Red/Red/Grey	0-1

BY HAT

White w/ AKC	7-3
Red w/ AKC	11-3
Black w/AKC	24-7

BY JERSEY

White Gamecocks	7-3
Red Script	14-3
Black Wordmark	15-4
Grey Wordmark	7-3

BY PANTS

White Pants	25-6
Grey Pants	17-7

DAY OF WEEK

Monday	0-0
Tuesday	7-4
Wednesday	2-0
Thursday	1-1
Friday	9-5
Saturday	13-2
Sunday	10-1

PRESEASON POLL

FIRST PLACE VOTES IN PARENTHESES

- Dallas Baptist (9) - 141
- Louisiana Tech (1) - 111
- Kennesaw State - 108
- Jax State (1) - 102
- Western Kentucky - 97
- Missouri State - 90
- Liberty - 85
- Florida International - 56
- New Mexico State (1) - 45
- Middle Tennessee - 38
- Delaware - 37
- Sam Houston - 28

CUSA REGIONAL PROJECTIONS (AS OF 5/18)

D1 Baseball	Regional (Seed)	PEARatings	Regional (Seed)
Jax State	(6) Tuscaloosa, 2 Seed (28)	Jax State	(8) Starkville, 2 Seed
Missouri State	(5) Austin, 3 Seed	Missouri State	(6) Auburn, 3 Seed
Liberty	(13) Lincoln, 3 Seed	Liberty	(5) Athens, 3 Seed
Baseball America	Regional (Seed)	IPoint7	Regional (Seed)
Jax State	(9) Gainesville, 2 Seed (24)	Jax State	(7) Tuscaloosa, 2 Seed
Missouri State	(8) Auburn, 2 Seed (27)	Missouri State	(14) Lawrence, 3 Seed
Liberty	(4) Austin, 3 Seed	Liberty	(1) Atlanta, 3 Seed
On3	Regional (Seed)		
Jax State	(3) Athens, 2 Seed (30)		
Missouri State	(2) Atlanta, 2 Seed (31)		
Liberty	(5) Chapel Hill, 3 Seed		

IN MEMORIAM



This season, Jax State Baseball will wear the initials "BK" on all three of its game hats in memory of Bob Kenamer, a Trustee Emeritus of Jacksonville State University who passed away in late November 2025.

Mr. Kenamer's connection to Jax State Baseball dates back to his student days, when—while serving as Student Government Association President—he led a fundraising effort that helped re-establish the baseball program. His lifelong commitment to the University included more than 26 years of service on the Board of Trustees, where he also served on the Athletic Committee and played a significant role in the growth of Jax State Athletics.

In recognition of his extraordinary service and generosity, Mr. Kenamer, who was a two-time graduate, received an honorary doctorate from Jacksonville State University in 2006. In 2009, he and his wife, Lou Kenamer, were honored with the Jimmy Bryan Award, recognizing their decades of dedication and support of Gamecock student-athletes.

The "BK" on the caps serves as a lasting tribute to Mr. Kenamer's legacy and his enduring impact on Jax State Baseball.

RUDY ABBOTT FIELD AT JIM CASE STADIUM

Capacity: 2,020

Surface: AstroTurf

First Game: February 4, 1995 (vs. Carson-Newman)

First Victory: February 4, 1995 (W. Carson-Newman, 5-4)

Field Dedication: September 2018 (named after Jim Case)

Field Dimensions: 328 (LL) - 375 (LC) - 403 (CF) - 380 (RC) - 335 (RL)

Grandstand: Covered area for concessions and restrooms

Dugouts: Sunken with area for TV cameras near each dugout. 1st base d/o has mud room connected to facility

Home Dugout: First base side

Batter's Eye: 35 ft. x 55 ft. located in center field

Press Box: Seating for 5 media members; separate booth for television

VIP Suites: Four suites with indoor area with social room, television and additional seating above home dugout

Batting Cages: Covered facility outside right field, batting cages and pitching lab with balcony overlook available

Retired Numbers:

#18 (former head coach Rudy Abbott)

#26 (former head coach Jim Case)

#59 (former pitcher Todd Jones)

> Rudy Abbott Field has been the home to Jax State baseball since 1995, when the Gamecocks moved from their former home, University Field, which serves as the current home of Jax State Softball. In September of 2018 after a revitalization of the facility, JSU added Jim Case Stadium.

> The stadium includes a 1,000 seat spectator grandstand with a shade canopy, four VIP suites that will be able to entertain large groups with seating inside and outside, a new state-of-the-art press box to include radio and television broadcast booths and a game operations center.

> The Gamecocks' home dugout is located along the first-base line and adjacent to a new clubhouse that features a locker room, lounge, team meeting area and athletic training treatment area. The clubhouse is attached to an enclosed training facility that allows batting and pitching workouts. Step-down team dugouts, bullpens, new coaches offices and meeting space are also included in the state-of-the-art facility.



Longest Winning Streaks

- 6 (May 14-24, 2022), (Feb 15-23, 2025)
- 7 (Mar. 6 - 15, 2026)
- 10 (Feb. 15 - Mar. 3, 2026)
- 12 (May 6-May 25, 2019)
- 17 (April 26-May 22, 2008)
- 20 (1994)

Longest Winning Streaks in Conference Play

- 5 (May 14-21, 2022)
- 8 (May 21, 2021-March 27, 2022)
- 13 (May 14, 2015-April 9, 2016) / (Mar. 13 - April 10, 2026)

Longest Losing Streak

- 6 (May 3-13, 2022)
- 16 (2001)

Longest Losing Streak in Conference Play

- 4 (May 7-13, 2022)
- 5 (April 17-26, 2014)

Swept Opp in Three-Game Series (Also double for Conference)

- Apr. 17 - 19, 2026 (Florida International)

Swept Opp in Three-Game Series-Home (Also double for Conference)

- Apr. 17 - 19, 2026 (Florida International)

Swept Opp in Three-Game Series-Away (Also double for Conference)

- Mar. 27 - 29, 2026 (LA Tech)

Swept Opp in Three-Game Series (Non-Con)

- Mar. 6 - Mar. 7, 2026 (Valparaiso)

Swept Opp in Three-Game Series-Home (Non-Con)

- Mar. 6 - Mar. 7, 2026 (Valparaiso)

Swept Opp in Three-Game Series-Away (Non-Con)

- Feb. 27 - Mar. 1, 2026 (Memphis)

Swept in Three-Game Series (Conference)

- May 17-18, 2024 (at Sam Houston)

Swept in Three-Game Series-Home (Conference)

- April 11 - 13, 2025 (Dallas Baptist)

Swept in Three-Game Series-Away (Conference)

- May 17-18, 2024 (at Sam Houston)

Swept in Three-Game Series (Non-Con)

- March 11-13, 2022 (South Alabama)

Swept in Three-Game Series-Home (Non-Con)

- March 11-13, 2022 (South Alabama)

Swept in Three-Game Series-Away (Non-Con)

- February 22-24, 2019 (at Jacksonville)

Last Extra Innings Game

- Feb. 17, 2026 (Georgia State)

Last Extra Innings Win

- Feb. 17, 2026 (Georgia State)

Last Extra Innings Loss

- May 25, 2025 (Western Kentucky)

Last Walk-Off

- May 10, 2026 (Kennesaw State)
T. Majette lined out to rf, SF, RBI; B. Thomas scored.

Most Runs in a Game Scored

- 12 Mar 18, 2026 vs. Alabama A&M
- 13 Apr 29, 2022 at North Alabama
- 13 Apr. 18, 2026 Florida International
- 15 Apr. 7, 2026 at Auburn
- 16 Apr 23, 2022 Lipscomb
- 17 March 7, 2026 Valparaiso (DH-1)
- 20 May 06, 2019 at UT Martin
- 21 Apr 26, 2025 Sam Houston
- 21 Mar 30, 2018 Murray State (DH-2)
- 26 Apr 30, 2016 at Belmont
- 28 Mar 25, 2003 at Alabama A&M

Most Runs in an Inning Scored

- Top 1st 6 Apr 1, 2025 at Alabama State
- Top 1st 6 Mar. 24, 2026 at UAB
- Top 4th 7 Apr 29, 2022 at North Alabama
- Bot 7th 7 Apr 26, 2025 Sam Houston
- Bot 5th 8 Apr 27, 2022 Mercer
- Bot 7th 8 Mar 7, 2026 Valparaiso
- Bot 3rd 9 Feb. 24, 2026 Mississippi Valley State
- Top 7th 13 Mar 29, 2014 at Eastern Illinois
- Bot 3rd 13 Apr 5, 2024 FIU

Most Runs in an Inning Conceded

- Top 5th 5 May 10, 2022 ALABAMA
- Bot 5th 6 Apr 8, 2025 at Georgia State
- Bot 4th 6 May 07, 2022 at Eastern Kentucky-1
- Top 3rd 7 Apr 13, 2025 DALLAS BAPTIST
- Top 4th 8 Apr 27, 2022 MERCER
- Top 4th 8 Mar 17, 2024 at SIU
- Top 3rd 10 Mar 09, 2022 TROY
- Bot 2nd 11 May 13, 2016 at Morehead State
- Bot 4th 11 May 13, 2025 at Auburn
- Bot 2nd 13 Feb 25, 2025 at Alabama

Hits

- 16 * Apr 30, 2022 at North Alabama W 12-2
- 17 Apr. 7, 2026 at Auburn W, 15-4 (8)
- 19 Apr 07, 2021 at Alabama State W 14-10
- 20 Mar. 7, 2026 Valparaiso (DH-1) W, 17-3
- 21 * Mar 30, 2018 MURRAY STATE-2 W 21-3
- 31 * Apr 30, 2016 at Belmont Bruins W 26-11

Last 20+ Hits Games Back to Back

- * May 21-22, 2010 at Morehead State W 17-0, W 21-10

Home Runs in a Game

- 5 * Apr 29, 2022 at North Alabama W 13-8
- 6 * May 06, 2019 at UT Martin W 20-2
- 8 * Apr 18, 2019 at Eastern Kentucky W 18-3

Last Back to Back Home Runs

- Top 2nd * May 19, 2022 at Bellarmine W 12-1
o Alexander (1 RBIs), then Norton (1 RBI), and Jackson (1 RBI)

Triples in a Game

- 1	Mar. 20, 2026	Western Kentucky	W, 10-3
- 2	May 2, 2026	at Missouri State	W, 10-2
- 3	Feb 18, 2025	SAMFORD	W, 12-6

Doubles in a Game

- 5	(Multiple times in 2025)		
- 6 *	May 01, 2021	at UT Martin-2	W 14-4
- 7	Apr 07, 2021	at Alabama State	W 14-10
- 11 *	Apr 30, 2016	at Belmont Bruins	W 26-11

Walks/Base on Balls

- 5	Feb. 27, 2026	at Memphis	W, 10-1
- 6	Apr. 4, 2026	Middle Tennessee	W, 3-1
- 7	Apr. 26, 2026	New Mexico State	W, 10-0
- 8 *	May 01, 2022	at North Alabama	W 9-3
- 9	Mar. 24, 2026	at UAB	L, 11-16
- 11	Apr. 14, 2026	Alabama A&M	W, 15-11
- 12 *	Apr 23, 2022	LIPSCOMB	W 16-1

Stolen Bases

- 3	Mar. 17, 2026	Samford	L, 7-6
- 4	Mar. 18, 2026	vs. Alabama A&M	W, 12-7
- 5	Feb. 24/25, '26	Mississippi Valley State	W, 15-3, W, 7-4
- 6	Apr. 14, 2026	Alabama A&M	W, 15-11
- 7	Feb 28, 2025	Arkansas State	W, 10-0 (7)
	Apr 1, 2025	at Alabama State	W, 12-6

Games with 0, 1, or 2 Strikeouts

- 2	Apr. 26, 2026	New Mexico State	W, 10-0 (F/7)
- 1 *	May 12, 2007	Tennessee-Martin	W 13-2

Shut Out

- Last/Away	Apr 27, 2021	at Troy	0-2 L
- Last/Home *	Apr 22, 2022	LIPSCOMB	0-4 L
- Back 2 Back	2001	Siena	0-1 L
		Siena	0-3 L
- Back 2 Back 2 Back	N/A		

Last Hit for the Cycle

- Robby Goodson	(March 9, 2004 vs Toledo 16-3 W)		
-----------------	----------------------------------	--	--

Pinch Hit Grand Slam

- Bottom 8th	Apr. 3, 2026, Middle Tenn., W, 7-6	Greg LaChance	
--------------	------------------------------------	---------------	--

RBI's

- 6	3/7/2026	Valparaiso, W, 17-3	Grayson Ashe
- 7	4/28/2012	Austin Peay W 17-2	
- 8	4/18/2004	Eastern Kentucky W 14-5	

Grand Slam

- B8	4/3/2026	Middle Tennessee W 7-6	Greg LaChance
------	----------	------------------------	---------------

10+ Total Bases

- 10	5/19/2022	at Bellarmine	Carson Crowe
- 11	2/28/2026	at Memphis	Brady Thomas

Hit by Pitch

- 2	5/19/2022	at Bellarmine	
- 3	2/25/2026	Mississippi Valley State	
- 4	4/18/2026	Florida International	
- 5	3/18/26	vs Alabama A&M	

Pitching Staff Holding Opp Under 1 or 2 Hits

- 1 Hit	Mar 11, 2025	Troy (W, 11-1)	
- 2 Hits	Feb. 21, 2026	Toledo (W, 2-1)	

Strikeouts by Pitching Staff in a Game

- 12	Mar. 10, 2026	at North Alabama	
- 13 *	Mar. 14, 2026	at Sam Houston	
- 14	Mar. 7, 2026	Valparaiso (DH-2)	
- 15 *	Mar. 27, 2026	at LA Tech	
- 16 *	Apr. 24, 2026	New Mexico State	
- 18	Apr. 19, 2026	Florida International	
- 22 *	May 17, 2018	at SIUE	

Zero Walks by a Pitching Staff

- Feb. 27, 2026	at Memphis		
-----------------	------------	--	--

Shut-Outs by a Pitching Staff

- Home	Apr. 26, 2026	New Mexico State	10-0
- Road	* Mar 27, 2026	at LA Tech	4-0
- Neutral	* May 25, 2018	vs Southeast Missouri	11-0
- Postseason	May 25, 2018	vs Southeast Missouri	11-0
- B2B	Apr. 25, 2026	New Mexico State	4-0
	Apr. 26, 2026	New Mexico State	10-0
- Conf. Home	* May 10, 2025	Louisiana Tech	4-0
- Conf. Away	* Mar 27, 2026	at LA Tech	4-0
- Conf. Neutral	* May 25, 2018	vs Southeast Missouri	11-0

Last Time a Pitcher Pitched 9 Complete Innings

- Will Baker	* May 11, 2024	Middle Tennessee	W, 9-2
--------------	----------------	------------------	--------

Strikeouts by a Pitcher in a Game

- 11 Strikeouts	Isaiah Magwood	vs North Alabama (Home, 3/25/22)	W, 11-8
- 12 Strikeouts	Eli Pillsbury	at LA Tech (Road, 3/27/26)	W, 4-0
- 13 Strikeouts	Steven Cash	vs Florida Int'l (Home, 4/19/26)	W, 7-2
- 14 Strikeouts	Colton Pate	vs Eastern Illinois (Home, 3/18/17)	W, 6-3

Double Plays

- 3	Mar. 1, 2025	at Memphis	W, 7-1
- 4	May 3, 2022	UAB	L, 1-7
- 5	Mar 9, 2004	Toledo	W, 16-3

Errors

- 3	Mar. 24, 2026	UAB	L, 11-16
- 4	Apr. 14, 2026	Alabama A&M	W, 15-11
- 5	Mar 1, 2025	Arkansas State	W, 8-7
- 7	May 10, 2011	UAB	L, 11-14

NOTES

RETIRED NUMBERS

> The Jax State baseball program has three retired numbers that are never to be worn again by any player or coach. These numbers are Rudy Abbott's #18, Jim Case's #26, and Todd Jones' #59.

> Rudy Abbott spent 32 years as head coach of the Gamecocks from 1970-2001 and became just the 29th coach in NCAA history to win 1,000 games, winning 1,003 in his tenure. He was named Jacksonville State's Sports Information Director in 1964, before taking over the baseball program six years later. Abbott led the Gamecocks to two NCAA National Championships, claiming back-to-back titles in 1990 and again in 1991. During his tenure at JSU, he was named NCAA District Coach of the Year six times.

> No other team has experienced the success than Jim Case enjoyed during his time as head coach at Jacksonville State. He led the program into the ASUN, where the program's NCAA Division I roots began. His Jacksonville State baseball teams won seven Ohio Valley Conference Championships; won more OVC games during that 16-year span than any other team in the league; won three OVC Coach of the Year Awards; and the Gamecocks played in the OVC Tournament Championship game 10 out of 16

years. Case, who was named the 2019, 2008 and 2005 Ohio Valley Conference Coach of the Year, has posted a 646-529 overall record.

> Todd Jones, a native of Marietta, Ga., who now makes his home in Pell City, hurled Jax State to back-to-back World Series appearances in 1988 and '89, striking out 171 batters along the way. Following his senior season, he was selected by the Houston Astros in the first round (supplemental), the 27th pick overall. He made it to the big leagues in 1993, and quickly settled in as the Astros closer, notching 33 saves over a two-year span. In '97, Jones was traded to the Detroit Tigers in a blockbuster deal, and finished fourth in the league with 31 saves, a career high and the most by a Tiger since 1986. He finished tied for fourth in the league in saves, and was named "Rolands July Reliever of the Month" when he went 1-0 with a 1.29 ERA and 10 saves. He is currently first on the Tigers all-time saves list.

STORYLINES

THREE IS A MAGIC NUMBER

Third seasons for Jax State coaches tend to be good ones. Jax State's first baseball coach, J.W. Stephenson, earned 14 victories in 1950, his third season, for a record of 14-8, the most wins in a single season during his tenure with the team. Frank Lovrich in 1960 posted a record of 20-7, matching his win total from the year prior. In 1972, Rudy Abbott guided the Gamecocks to a 28-7 record, and would take the Gamecocks to its first NCAA Regionals the following year. Jim Case led Jax State to an Ohio Valley Conference tournament title and its first trip to the Division I NCAA Regionals in 2004, heading to the Atlanta Regional to take on Georgia Tech and Mississippi State.

I RECOGNIZE YOU!

Caleb Johnson, Josh Sibley, and Jackson Sleeper are the only players on the team to have been at Jax State for more than two years. Everyone else on the squad is either entering their second year with the program or is beginning their time with the program.

GIVE HIM A HAND

Former pitcher Donovan Hand was inducted into the Jax State Sports Hall of Fame prior to the season. Hand led the Gamecock pitching staff in wins in each of his three seasons and is the only Division I player in program history with multiple seasons of at least nine wins. He helped win the 2005 OVC regular season title and the 2006 OVC Tournament title to send Jax State to the NCAA Tournament. His Gamecock career came to a close early when he was drafted by the Milwaukee Brewers in the 14th round of the 2007 Major League Baseball Draft. He would later make his MLB debut for the Brewers on May 26, 2013 where he pitched 4.2 scoreless innings against the Atlanta Braves. Hand's final MLB outing came with the Cincinnati Reds in 2015.

CONSISTENCY IS KEY

Caleb Johnson made his 150th career start on Saturday, Feb. 14, against Cincinnati. Johnson will also look to etch his name into the Jax State record book in several categories, including triples, and stolen bases in a career, where he currently ranks 16th all-time in program history in triples and 13th all-time in steals in a career. Johnson is the only four-year position player on the roster.

SHINING ACHIEVEMENT

Jax State boasts the only weekend pitching rotation to have all of its starters named CUSA Pitcher of the Week. Steven Cash earned the honor in Week 2, Bryans in Week 4, and Pillsbury in Week 11.

THANK YOU!

If you're reading this, I appreciate you reading through these notes!

GAMECOCKS IN THE POLLS

WEEK	DI	BA	64A	NCBWA	PG	COACHES
PRESEASON	NR	NR	NR	NR	NR	NR
WEEK 2	NR	NR	NR	NR	NR	NR
WEEK 3	NR	NR	NR	NR	NR	NR
WEEK 4	NR	NR	NR	NR	NR	NR
WEEK 5	NR	NR	NR	NR	NR	NR
WEEK 6	NR	NR	17	RV	NR	RV (1-36)
WEEK 7	NR	NR	20	RV	25	RV (31)
WEEK 8	NR	NR	NR	24	23	RV (31)
WEEK 9	NR	24	NR	24	21	RV (28)
WEEK 10	NR	NR	NR	RV	NR	RV (28)
WEEK 11	NR	NR	NR	RV	NR	RV (28)
WEEK 12	NR	NR	25	25	NR	RV (26)
WEEK 13	NR	24	NR	24	NR	RV (26)
WEEK 14	NR	NR	NR	24	NR	25
WEEK 15	NR	NR	25	25	NR	RV (26)

NR - Not Ranked RV - Receiving Votes UR - Unreleased when notes were made

INNING-BY-INNING HIGHS

OPPONENT	1ST	2ND	3RD	4TH	5TH	6TH	7TH	8TH	9TH	EXTRAS
Alabama A&M	5 4/14	4 5/14	5 5/15	4 3/14	4 5/9	5 3/18	3 2/14	3 3/15	3 5/8	-
DBU	6 5/16	6 3/14	4 3/21	8 4/14	9 2/24	5 3/7	8 3/7	4 3/23	7 3/18	1 2/17
		vs. Sam Houston	vs. Western Ky.	vs. Alabama A&M	vs. MVSU	vs. Valpo-I	vs. Valpo-2	vs. Western Ky.	vs. Alabama A&M	vs. GAST (11th)

BIG INNINGS (3+ HITS)

OPPONENT	INN.	BATTERS	R	H	E	FINAL	OPPONENT	INN.	BATTERS	R	H	E	FINAL	OPPONENT	INN.	BATTERS	R	H	E	FINAL
2/13/26 (CIN)	B8	6	2	3	0	11-5 CIN	3/13/26 (SHSU)	T5	7	2	3	1	3-1 JXST	4/7/26 (AUB)	T3	6	2	4	0	15-4 JXST
2/20/26 (TOL)	B5	6	1	3	0	5-0 JXST	3/14/26 (SHSU)	T1	8	4	4	0	18-7 JXST	4/7/26 (AUB)	T8	6	2	3	0	15-4 JXST
2/22/26 (TOL)	B3	9	3	4	0	12-9 JXST	3/14/26 (SHSU)	T2	9	6	5	0	18-7 JXST	4/10/26 (LIB)	T6	10	5	5	0	8-4 JXST
2/22/26 (TOL)	B7	7	4	3	0	12-9 JXST	3/14/26 (SHSU)	T4	8	2	4	0	18-7 JXST	4/11/26 (LIB)	T6	6	2	3	0	7-6 LIB
2/24/26 (MVSU)	B5	14	9	4	1	15-3 JXST	3/17/26 (SAM)	B4	9	5	5	0	7-6 SAM	4/11/26 (LIB)	T7	8	3	5	0	7-6 LIB
2/27/26 (MEM)	T4	7	3	3	0	10-1 JXST	3/18/26 (AAMU)	T9	11	7	4	2	12-7 JXST	4/14/26 (AAMU)	B2	10	4	3	0	15-11 JXST
2/27/26 (MEM)	T5	6	3	3	0	10-1 JXST	3/20/26 (WKU)	B1	7	2	3	0	10-3 JXST	4/14/26 (AAMU)	B4	14	8	7	2	15-11 JXST
2/27/26 (MEM)	T6	8	3	3	0	10-1 JXST	3/20/26 (WKU)	B4	9	4	4	0	10-3 JXST	4/14/26 (AAMU)	B6	7	2	3	0	15-11 JXST
2/28/26 (MEM)	T2	7	4	4	0	9-4 JXST	3/20/26 (WKU)	B7	8	2	3	1	10-3 JXST	4/21/26 (TROY)	T4	8	5	4	0	5-4 JXST
3/3/26 (ALA)	T9	6	2	3	0	6-5 ALA	3/21/26 (WKU)	B3	7	4	3	0	6-2 JXST	4/24/26 (NMSU)	B2	5	0	3	0	6-3 NMSU
3/6/26 (VALPO)	B6	7	2	3	0	3-2 JXST	3/22/26 (WKU)	B1	7	3	4	1	10-0 JXST	4/26/26 (NMSU)	B4	8	3	3	0	10-0 JXST
3/7/26 (VALPO-1)	B1	7	3	3	0	17-3 JXST	3/22/26 (WKU)	B6	7	3	4	1	10-0 JXST	5/10/26 (KSU)	B8	7	2	3	0	4-3 JXST
3/7/26 (VALPO-1)	B3	8	3	5	0	17-3 JXST	3/24/26 (UAB)	T1	9	6	5	0	16-11 UAB	5/15/26 (DBU)	T3	7	3	4	0	10-6 DBU
3/7/26 (VALPO-1)	B4	7	2	3	1	17-3 JXST	3/27/26 (LATECH)	T3	6	1	3	0	4-0 JXST	5/16/26 (DBU)	T5	8	3	4	0	13-4 JXST
3/7/26 (VALPO-1)	B6	9	5	6	1	17-3 JXST	3/27/26 (LATECH)	T9	7	2	3	0	4-0 JXST							
3/7/26 (VALPO-2)	B5	7	3	3	0	13-2 JXST	3/29/26 (LATECH)	T8	7	2	3	0	7-4 JXST							
3/7/26 (VALPO-2)	B7	10	8	5	0	13-2 JXST	4/3/26 (MTSU)	B1	6	2	3	1	7-6 JXST							
3/10/26 (UNA)	T7	9	3	4	0	8-3 JXST	4/7/26 (AUB)	T1	6	3	3	1	15-4 JXST							

SERIES STATS

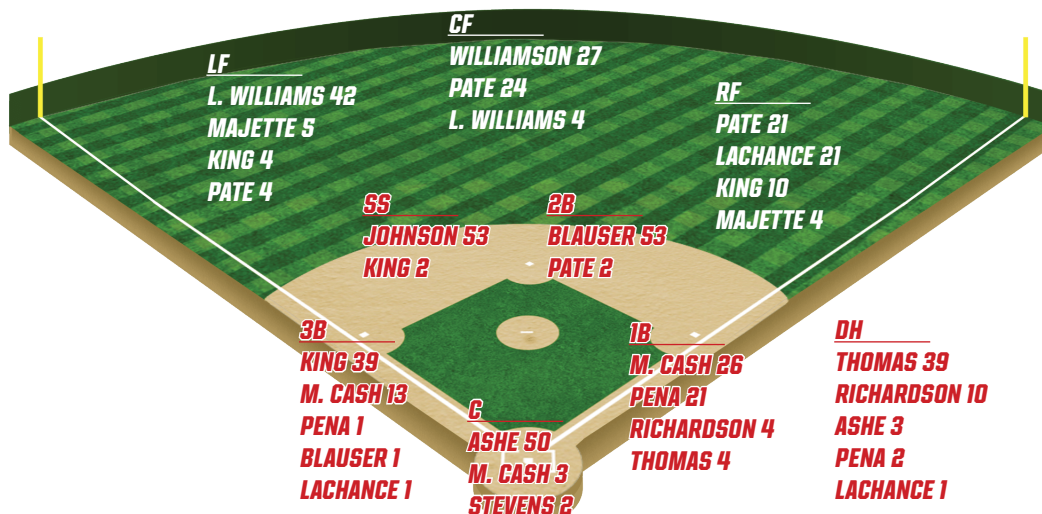
HITTING

TEAM	W-L	AVG	R	H	2B	3B	HR	RBI	BB	K	SB
Cincinnati	1-2	.179	11	17	5	0	1	9	16	31	2-2
Toledo	3-0	.261	19	24	7	1	1	17	11	22	6-6
Memphis	3-0	.311	26	32	4	2	7	23	12	27	10-11
Valparaiso	3-0	.440	33	40	9	0	4	30	12	15	8-10
Sam Houston	3-0	.327	25	35	8	0	4	24	8	22	7-8
Western Kentucky	3-0	.354	26	35	6	1	2	24	6	17	3-4
LA Tech	3-0	.282	16	29	5	0	3	12	9	18	4-7
Middle Tennessee	3-0	.270	16	24	0	0	2	13	14	21	4-5
Liberty	1-2	.270	16	27	9	0	0	14	4	28	2-4
Florida Int'l	3-0	.318	24	27	5	0	2	20	20	12	8-8
New Mexico State	2-1	.300	17	27	3	2	2	15	15	13	2-5
Missouri State	2-1	.330	23	34	3	3	2	21	19	25	1-4
Kennesaw State	2-1	.237	11	22	7	1	1	11	12	22	2-2
Dallas Baptist	1-2	.297	22	30	5	1	5	19	10	22	1-2

PITCHING

TEAM	W-L	ERA	IP	H	R	ER	BB	K	OPP. AVG
Cincinnati	1-2	4.67	27.0	20	17	14	20	31	.208
Toledo	3-0	3.33	27.0	23	10	10	23	29	.237
Memphis	3-0	1.67	27.0	21	6	5	7	29	.219
Valparaiso	3-0	2.35	23.0	16	7	6	6	30	.200
Sam Houston	3-0	3.60	25.0	17	11	10	7	33	.191
Western Kentucky	3-0	1.73	26.0	15	5	5	12	27	.167
LA Tech	3-0	2.33	27.0	19	7	7	16	37	.198
Middle Tennessee	3-0	3.33	27.0	25	12	10	13	26	.243
Liberty	1-2	5.33	25.1	28	15	15	21	30	.275
Florida Int'l	3-0	1.08	25.0	12	5	3	10	35	.145
New Mexico State	2-1	2.16	25.0	17	6	6	13	32	.198
Missouri State	2-1	5.19	26.0	23	16	15	9	23	.237
Kennesaw State	2-1	1.00	27.0	15	12	3	8	27	.155
Dallas Baptist	1-2	9.78	23.0	27	27	25	11	25	.293

STARTS BY POSITION



PLAYER	DATE	OPP	NOTE	ON BASE	OUTS	DISTANCE	SPEED	ANGLE
Grayson Ashe	2/15	Cincy	Season First	0	0	411'	103mph	23.3 deg
Caleb Johnson	2/22	Toledo	Grand Slam	3	1	421'	103mph	27.7 deg
Cooper Blauser	2/24	MVSU	Season First	0	1	361'	104mph	21.0 deg
Trey King	2/27	Memphis	Season First	0	0	377'	104mph	19 deg
Grayson Ashe	2/27	Memphis		1	1	385'	104mph	27 deg
Sam Richardson	2/27	Memphis	Season First	1	2	368'	104mph	23 deg
Brady Thomas	2/28	Memphis	Season First	1	2	386'	104mph	27 deg
Luke Williams	2/28	Memphis	Season First	0	0	353'	106mph	21 deg
Trey King	3/1	Memphis		0	0	357'	96mph	33 deg
Caleb Johnson	3/1	Memphis		1	1	345'	105mph	26 deg
Grayson Ashe	3/7	Valpo-1		2	0	403'	98mph	32.1 deg
Brady Thomas	3/7	Valpo-1		0	2	398'	102mph	27.7 deg
Caleb Johnson	3/7	Valpo-2		1	0	338'	94mph	34.7 deg
Orlando Pena	3/7	Valpo-2	Run-Rule HR	2	2	-	-	-
Grayson Ashe	3/10	North Ala.		0	0	387'	99mph	-
Luke Williams	3/13	SHSU		0	0	331'	102mph	6
Brady Thomas	3/14	SHSU	Grand Slam	3	0	380'	6	6
Ace Williamson	3/14	SHSU	Season First	0	2	404'	6	6
Matthew Cash	3/14	SHSU	Season First	1	1	358'	96mph	6
Orlando Pena	3/18	AAMU		0	0	6	6	6
Sam Richardson	3/18	AAMU		1	1	6	6	6
Caleb Johnson	3/18	AAMU		0	1	6	6	6
Grayson Ashe	3/21	WKU		2	2	408'	103mph	33.4 deg
Cooper Blauser	3/22	WKU		2	0	378'	104mph	30.9 deg
Ace Williamson	3/24	UAB		2	2	*	*	*
Caleb Johnson	3/28	LA Tech		0	2	373'	96mph	33.6 deg
Grayson Ashe	3/28	LA Tech		0	0	359'	100mph	28.6 deg
Cooper Blauser	3/29	LA Tech		0	2	392'	102mph	29.7 deg
Sam Richardson	3/31	Alabama		0	2	397'	105mph	35.2 deg
Sam Richardson	4/2	MTSU		1	0	384'	109mph	19 deg
Greg LaChance	4/3	MTSU	Pinch Hit	3	2	411'	102mph	25.9 deg
Caleb Johnson	4/19	FIU		1	1	457'	108mph	27 deg
Cooper Blauser	4/19	FIU	Back-to-Back	0	1	369'	105mph	22.2 deg
Caleb Johnson	4/21	Troy		2	2	369'	*	*
Trey King	4/24	NMSU		0	0	405'	102mph	24 deg
Brady Thomas	4/26	NMSU		0	2	351'	92mph	37 deg
Jaxon Pate	5/2	MOST	Career-First	2	1	*	*	*
Sam Richardson	5/3	MOST		2	0	*	*	*
Brady Thomas	5/9	KSU		1	0	411'	101mph	28.9 deg
Jaxon Pate	5/15	DBU	First Pitch	0	0	*	*	*
Brady Thomas	5/15	DBU		0	2	*	*	*
Brady Thomas	5/16	DBU		1	1	*	*	*
Sam Richardson	5/16	DBU	Back-to-Back	0	1	*	*	*
Grayson Ashe	5/16	DBU		0	2	*	*	*

(* numbers not given/received by SID at time of publication | (&*) was not tracked by Trackman

	C	1B	2B	3B	SS	LF	CF	RF	DH
2/13	Ashe	Pena	Blauser	M. Cash	Johnson	L. Williams	Williamson	King	Thomas
2/14	Ashe	Pena	Blauser	M. Cash	Johnson	King	L. Williams	LaChance	Thomas
2/15	Ashe	Pena	Pate	M. Cash	Johnson	King	Williamson	LaChance	Thomas
2/17	Ashe	Pena	Blauser	M. Cash	Johnson	King	L. Williams	LaChance	Thomas
2/20	Ashe	Pena	Blauser	M. Cash	King	L. Williams	Pate	LaChance	Thomas
2/21	Ashe	M. Cash	Pate	Blauser	King	L. Williams	Williamson	Majette	Thomas
2/22	Ashe	Pena	Blauser	M. Cash	Johnson	King	Williamson	Pate	Thomas
2/24	Stevens	Pena	Blauser	LaChance	Johnson	L. Williams	Pate	King	Richardson
2/25	Stevens	Richardson	Blauser	M. Cash	Johnson	L. Williams	Williamson	King	Thomas
2/27	Ashe	Pena	Blauser	M. Cash	Johnson	L. Williams	Pate	King	Richardson
2/28	Ashe	Pena	Blauser	M. Cash	Johnson	L. Williams	Pate	King	Thomas
3/1	Ashe	Richardson	Blauser	Pena	Johnson	L. Williams	Pate	King	Thomas
3/3	Ashe	Pena	Blauser	M. Cash	Johnson	L. Williams	Pate	King	Thomas
3/6	Ashe	Richardson	Blauser	M. Cash	Johnson	L. Williams	Pate	King	Thomas
3/7 DH-1	M. Cash	Thomas	Blauser	King	Johnson	L. Williams	Pate	LaChance	Ashe
3/7 DH-2	Ashe	M. Cash	Blauser	King	Johnson	Pate	Williamson	LaChance	Thomas
3/10	Ashe	Pena	Blauser	M. Cash	Johnson	L. Williams	Pate	King	Thomas (P)
3/13	Ashe	M. Cash	Blauser	King	Johnson	L. Williams	Pate	LaChance	Thomas
3/14	Ashe	M. Cash	Blauser	King	Johnson	L. Williams	Williamson	Pate	Thomas
3/15	Ashe	M. Cash	Blauser	King	Johnson	L. Williams	Williamson	Pate	Thomas
3/17	Ashe	M. Cash	Blauser	King	Johnson	L. Williams	Williamson	Pate	Richardson
3/18	M. Cash	Thomas	Blauser	King	Johnson	L. Williams	Williamson	Pate	Ashe
3/20	Ashe	M. Cash	Blauser	King	Johnson	L. Williams	Williamson	Pate	Thomas
3/21	Ashe	Pena	Blauser	M. Cash	Johnson	L. Williams	Williamson	Pate	Richardson
3/22	Ashe	M. Cash	Blauser	King	Johnson	L. Williams	Williamson	Pate	Pena
3/24	Ashe	M. Cash	Blauser	King	Johnson	L. Williams	Williamson	Pate	Thomas
3/27	Ashe	M. Cash	Blauser	King	Johnson	L. Williams	Williamson	Pate	LaChance
3/28	Ashe	M. Cash	Blauser	King	Johnson	L. Williams	Pate	Majette	Pena
3/29	M. Cash	Pena	Blauser	King	Johnson	L. Williams	Pate	LaChance	Ashe
3/31	Ashe	M. Cash	Blauser	King	Johnson	L. Williams	Pate	LaChance	Thomas
4/2	Ashe	Pena	Blauser	King	Johnson	L. Williams	Pate	LaChance	Richardson
4/3	Ashe	M. Cash	Blauser	King	Johnson	L. Williams	Williamson	Pate	Richardson
4/4	Ashe	M. Cash	Blauser	King	Johnson	L. Williams	Pate	LaChance	Thomas
4/7	Ashe	M. Cash	Blauser	King	Johnson	L. Williams	Pate	LaChance	Thomas
4/10	Ashe	M. Cash	Blauser	King	Johnson	L. Williams	Pate	LaChance	Thomas
4/11	Ashe	M. Cash	Blauser	King	Johnson	L. Williams	Pate	LaChance	Thomas
4/12	Ashe	M. Cash	Blauser	King	Johnson	L. Williams	Pate	LaChance	Thomas
4/14	Ashe	Richardson	Blauser	King	Johnson	L. Williams	Pate	LaChance	Thomas
4/17	Ashe	Pena	Blauser	King	Johnson	L. Williams	Pate	LaChance	Richardson
4/18	Ashe	M. Cash	Blauser	King	Johnson	L. Williams	Williamson	Pate	Thomas
4/19	Ashe	M. Cash	Blauser	King	Johnson	L. Williams	Williamson	Pate	Thomas
4/21	Ashe	M. Cash	Blauser	King	Johnson	L. Williams	Williamson	Pate	Thomas
4/24	Ashe	Thomas	Blauser	King	Johnson	Pate	Williamson	LaChance	Richardson
4/25	Ashe	M. Cash	Blauser	King	Johnson	L. Williams	Williamson	Pate	Thomas
4/26	Ashe	M. Cash	Blauser	King	Johnson	L. Williams	Williamson	Pate	Thomas
5/1	Ashe	M. Cash	Blauser	King	Johnson	L. Williams	Williamson	Pate	Thomas
5/2	Ashe	Pena	Blauser	King	Johnson	Majette	Williamson	Pate	Thomas
5/3	Ashe	Pena	Blauser	King	Johnson	Majette	Williamson	Pate	Richardson
5/8	Ashe	Pena	Blauser	King	Johnson	Majette	Williamson	Pate	Thomas
5/9	Ashe	M. Cash	Blauser	King	Johnson	Pate	L. Williams	LaChance	Thomas
5/10	Ashe	Pena	Blauser	King	Johnson	Pate	L. Williams	LaChance	Thomas
5/12	Ashe	Pena	Blauser	King	Johnson	L. Williams	Pate	Majette	Thomas
5/14	Ashe	Pena	Blauser	King	Johnson	L. Williams	Pate	Majette	Thomas
5/15	Ashe	M. Cash	Blauser	King	Johnson	Majette	Williamson	Pate	Thomas
5/16	Ashe	Thomas	Blauser	King	Johnson	Majette	Pate	LaChance	Richardson

	1	2	3	4	5	6	7	8	9
2/13	King	Pena	Thomas	Ashe	M. Cash	Blauser	L. Williams	Johnson	Williamson
2/14	King	LaChance	Thomas	Ashe	Pena	M. Cash	Blauser	L. Williams	Johnson
2/15	King	LaChance	Thomas	Ashe	Pena	Pate	M. Cash	Johnson	Williamson
2/17	King	LaChance	Thomas	Ashe	M. Cash	Pena	L. Williams	Blauser	Johnson
2/20	King	LaChance	Thomas	Ashe	Pate	Pena	L. Williams	Blauser	M. Cash
2/21	King	Pate	Ashe	Thomas	Blauser	L. Williams	M. Cash	Majette	Williamson
2/22	King	Pate	Ashe	Thomas	Pena	M. Cash	Blauser	Williamson	Johnson
2/24	King	Blauser	Pate	Stevens	Pena	L. Williams	Richardson	LaChance	Johnson
2/25	King	Blauser	Thomas	Richardson	L. Williams	Stevens	Johnson	M. Cash	Williamson
2/27	King	Blauser	Richardson	Ashe	Pate	L. Williams	M. Cash	Pena	Johnson
2/28	King	Blauser	Thomas	Ashe	Pate	L. Williams	M. Cash	Pena	Johnson
3/1	King	Blauser	Thomas	Ashe	Richardson	Pena	Johnson	Pate	L. Williams
3/3	King	Blauser	Thomas	Ashe	Pate	Johnson	L. Williams	Pena	M. Cash
3/6	Pate	King	Blauser	Thomas	Ashe	M. Cash	Richardson	L. Williams	Johnson
3/7 DH-1	Pate	King	Blauser	Thomas	Ashe	M. Cash	L. Williams	LaChance	Johnson
3/7 DH-2	Pate	King	Blauser	Thomas	Ashe	M. Cash	LaChance	Williamson	Johnson
3/10	Pate	King	Blauser	Thomas	Ashe	M. Cash	Pena	L. Williams	Johnson
3/13	Pate	M. Cash	Blauser	Thomas	Ashe	King	LaChance	L. Williams	Johnson
3/14	Pate	King	Blauser	Thomas	Ashe	L. Williams	Williamson	Johnson	M. Cash
3/15	Pate	King	Blauser	Thomas	Ashe	L. Williams	M. Cash	Williamson	Johnson
3/17	Pate	L. Williams	Blauser	M. Cash	Ashe	King	Richardson	Williamson	Johnson
3/18	Pate	King	Blauser	Thomas	Ashe	M. Cash	L. Williams	Johnson	Williamson
3/20	Pate	L. Williams	Blauser	M. Cash	Ashe	King	Thomas	Johnson	Williamson
3/21	Pate	Johnson	Blauser	Ashe	M. Cash	Richardson	L. Williams	Pena	Williamson
3/22	Pate	Johnson	Blauser	Ashe	M. Cash	Pena	King	Williamson	L. Williams
3/24	Pate	Johnson	Blauser	Thomas	Ashe	M. Cash	King	Williamson	L. Williams
3/27	Pate	King	Blauser	M. Cash	Ashe	L. Williams	Johnson	LaChance	Williamson
3/28	Pate	Johnson	Blauser	Ashe	King	Pena	M. Cash	Majette	L. Williams
3/29	Pate	Johnson	Blauser	Ashe	King	LaChance	M. Cash	Pena	L. Williams
3/31	Pate	Johnson	Blauser	M. Cash	Ashe	King	Thomas	L. Williams	LaChance
4/2	Pate	Johnson	Blauser	Ashe	Richardson	King	LaChance	L. Williams	Pena
4/3	Pate	Johnson	Blauser	M. Cash	Ashe	King	L. Williams	Richardson	Williamson
4/4	Pate	Johnson	Blauser	Thomas	Ashe	L. Williams	M. Cash	LaChance	King
4/7	Pate	Johnson	Blauser	Thomas	Ashe	M. Cash	LaChance	King	L. Williams
4/10	Pate	Johnson	Blauser	Thomas	Ashe	L. Williams	King	LaChance	M. Cash
4/11	Pate	Johnson	Blauser	Thomas	Ashe	King	L. Williams	LaChance	M. Cash
4/12	Pate	Johnson	Blauser	Thomas	Ashe	King	L. Williams	LaChance	M. Cash
4/14	Pate	Johnson	Blauser	Thomas	Ashe	King	Richardson	L. Williams	LaChance
4/17	Pate	Johnson	Blauser	Ashe	LaChance	Pena	King	Richardson	L. Williams
4/18	Pate	Johnson	Blauser	Thomas	Ashe	King	L. Williams	M. Cash	Williamson
4/19	Pate	Johnson	Blauser	Thomas	Ashe	King	L. Williams	M. Cash	Williamson
4/21	Pate	Johnson	Blauser	Thomas	Ashe	King	L. Williams	M. Cash	Williamson
4/24	Pate	Johnson	Blauser	Thomas	Ashe	LaChance	King	Richardson	Williamson
4/25	Pate	Johnson	Blauser	Thomas	Ashe	L. Williams	King	M. Cash	Williamson
4/26	Pate	Johnson	Blauser	Thomas	Ashe	L. Williams	King	M. Cash	Williamson
5/1	Pate	Johnson	Blauser	Thomas	Ashe	King	L. Williams	M. Cash	Williamson
5/2	Pate	Johnson	King	Ashe	Thomas	Blauser	Majette	Pena	Williamson
5/3	Pate	Johnson	Blauser	Ashe	King	Pena	Richardson	Majette	Williamson
5/8	Pate	Johnson	King	Ashe	Thomas	Blauser	Pena	Majette	Williamson
5/9	Pate	Johnson	King	Ashe	Thomas	Blauser	L. Williams	LaChance	M. Cash
5/10	Pate	Johnson	King	Ashe	Thomas	Blauser	LaChance	Pena	L. Williams
5/12	Pate	Johnson	King	Ashe	Thomas	Blauser	Majette	Pena	L. Williams
5/14	Pate	Johnson	King	Ashe	Thomas	Blauser	Majette	Pena	L. Williams
5/15	Pate	Johnson	King	Thomas	Ashe	M. Cash	Blauser	Majette	Williamson
5/16	Pate	Johnson	King	Ashe	Thomas	Richardson	Blauser	Majette	LaChance

MULTI-HIT AND MULTI-RBI GAMES

NAME	Multi-Hit Games					Multi-RBI Games				
	2	3	4	5+	TOTAL	2	3	4	5+	TOTAL
1 Caleb Johnson	13	4	1	-	18	6	2	2	1	11
2 Cooper Blauser	12	2	1	-	15	6	1	-	3	10
3 Trey King	9	8	-	-	17	3	2	-	-	5
4 Sam Richardson	2	-	-	-	2	5	2	-	-	7
5 Luke Williams	8	2	-	-	10	4	1	-	-	5
6 Ace Williamson	5	1	1	-	7	1	2	-	-	3
7 Brady Thomas	10	3	1	-	14	4	1	2	-	7
8 Matthew Cash	5	1	-	-	6	4	-	-	-	4
9 Colton Hegwood	-	-	-	-	-	-	-	-	-	-
10 Grayson Ashe	12	4	-	-	16	10	1	1	2	14
12 Evan Williams	-	-	-	-	-	-	-	-	-	-
13 Jaxon Pate	10	6	-	-	16	4	2	-	-	6
14 Trey Majette	1	1	-	-	2	1	-	-	-	1
19 Cade Miles	-	-	-	-	-	-	-	-	-	-
23 Orlando Peña	2	1	-	-	3	2	1	-	-	3
30 Ryan Stevens	-	-	-	-	-	-	-	-	-	-
34 Greg LaChance	3	1	-	-	4	-	-	1	-	1
TEAM	92	34	4	-	130	50	15	6	6	77

1 **CALEB JOHNSON, INF** S/R 6-2 SR **PHENIX CITY, ALA**

Career Highs																
Hits	Doubles	Home Runs	RBI	Runs Scored	Walks	Stolen Bases										
(2) 4, vs. Memphis, 3/1/26	(4) 2, vs. Kennesaw St., 5/8/26	(19) 1, at Troy, 4/21/26	(2) 5, vs. Toledo, 2/22/26	4, @ UAB, 4/23/24	3, vs. AAMU, 4/14/26	3, @ Samford, 3/18/24										

Season Highs																
Hits	Doubles	Home Runs	RBI	Runs Scored	Walks	Stolen Bases										
4, vs. Memphis, 3/1	(3) 2, vs. Kennesaw St., 5/8	(7) 1, at Troy, 4/21	5, vs. Toledo, 2/22	(9) 2, vs. NMSU, 4/26	3, vs. AAMU, 4/14	(4) 2, at North Ala., 3/10										

- » 2026 Second Team All-Conference Selection
- » One of three players on the team who has been at Jax State for more than two years (Josh Sibley, Jackson Sleeper).
- » Had the fourth-most triples in a single season in Jax State history last year with five.
- » Currently tied for 5th all-time in career triples at Jax State with nine.
- » Seventh in stolen bases in a career at Jax State, currently at 57.

Career NCAA Stats	avg	gp-gs	ab	r	h	2b	3b	hr	rbi	slg%	bb	hbp	so	gdp	ob%	sf	sh	sb
2023	.231	49-45	169	27	39	11	1	3	17	.361	15	6	48	2	.314	1	0	5
2024	.247	42-42	174	40	43	11	1	6	23	.425	19	7	65	0	.345	0	1	14
2025	.254	61-61	228	49	58	9	5	3	33	.377	24	12	66	3	.351	4	3	18
2026	.307	55-53	189	49	58	20	2	7	46	.545	21	14	47	3	.412	2	8	20
Total	.261	207-201	760	165	198	51	9	19	119	.426	79	39	226	8	.357	7	12	57

2 **COOPER BLAUSER, INF** R/R 6-1 R-JR **ALPHARETTA, GA**

Career Highs																
Hits	Doubles	Home Runs	RBI	Runs Scored	Walks	Stolen Bases										
(3) 4, vs. AAMU, 4/14/26	(4) 2, vs. Valpo, 3/7/26 (DH-1)	(9) 1, vs. FIU, 4/19/26	(3) 5, at Auburn, 4/7/26	(9) 3, vs. FIU, 4/19/26	(14) 2, at Mo State, 5/3/26	3, vs. AAMU, 4/14/26										

Season Highs																
Hits	Doubles	Home Runs	RBI	Runs Scored	Walks	Stolen Bases										
4, vs. AAMU, 4/14	2, vs. Valpo, 3/7 (DH-1)	(4) 1, vs. FIU, 4/19	(3) 5, at Auburn, 4/7	(7) 3, vs. FIU, 4/19	(4) 2, at Mo State, 5/3	3, vs. AAMU, 4/14										

- » Transferred from Clemson in 2025
- » Had the ninth-most stolen bases in a single season in Gamecocks history with 25 last season.
- » Had two four hit games in the CUSA tournament last season, notching two of the seven times that has happened in program history. (Last: Taylor Hawthorne vs. SEMO, May 25, 2018)
- » Redshirted at Clemson in 2023, then started some at first base early in 2024.
- » Father is Jeff Blauser, who was a first-round pick and played for the Atlanta Braves and Chicago Cubs from 1987 to 1999. Blauser was a two-time All-Star and a World Series champion with the Braves in 1995.

Career NCAA Stats	avg	gp-gs	ab	r	h	2b	3b	hr	rbi	slg%	bb	hbp	so	gdp	ob%	sf	sh	sb
2023 (Redshirt @ CLEM)	-	-	-	-	-	-	-	-	-	-	-	-	-	-	-	-	-	-
2024 (CLEM)	.103	12-8	29	4	3	1	0	1	3	.241	6	1	7	1	.270	1	0	0
2025 (JAX ST)	.300	61-61	217	52	65	20	4	4	44	.484	43	11	55	6	.433	4	3	25
2026 (JAX ST)	.294	54-54	197	49	58	13	2	4	47	.442	25	7	39	3	.381	7	5	24
Total	.288	127-114	443	105	126	34	6	9	94	.458	74	19	101	10	.401	12	8	49

3 **TREY KING, INF** L/R 6-2 JR **PEACHTREE CITY, GA**

Career Highs																
Hits	Doubles	Home Runs	RBI	Runs Scored	Walks	Stolen Bases										
(8) 3, at Mo State, 5/1/26	(2) 2, at Liberty, 4/10/26	(3) 1, vs. NMSU, 4/24/26	(2) 3, at Liberty, 4/10/26	3, at Sam Houston, 3/14/26	(2) 2, at Mo State, 5/3/26	(4) 1, at UAB, 3/24/26										

Season Highs																
Hits	Doubles	Home Runs	RBI	Runs Scored	Walks	Stolen Bases										
(8) 3, at Mo State, 5/1	(2) 2, at Liberty, 4/10	(3) 1, vs. NMSU, 4/24	(2) 3, at Liberty, 4/10	3, at Sam Houston, 3/14	(2) 2, at Mo State, 5/3	(4) 1, at UAB, 3/24										

- » 2026 Second Team All-Conference Selection
- » Transfer from Georgia
- » Team compiled a record of 86-34 during his time in Athens, hosting NCAA Regionals both years and a Super Regional in 2024.
- » Graduated from McIntosh High, where he played under Tom Kelley.
- » Posted a team-best .517 with 51 runs scored, 60 hits, 23 doubles, four homers, and 43 RBI as a senior at MHS. First Team All-State for three-straight seasons between 2021 - 2023.

Career NCAA Stats	avg	gp-gs	ab	r	h	2b	3b	hr	rbi	slg%	bb	hbp	so	gdp	ob%	sf	sh	sb
2024 (UGA)	.231	17-6	26	10	6	1	0	0	1	.269	2	1	5	1	.310	0	2	0
2025 (UGA)	.222	26-1	18	4	4	0	0	0	0	.222	1	2	3	2	.333	0	0	0
2026 (JAX ST)	.333	54-54	198	35	66	13	2	3	36	.465	25	7	40	1	.421	3	6	4
Total	.323	97-61	242	49	76	14	2	3	37	.438	28	10	48	4	.408	3	8	4

*Most recent instance achieved for career highs are listed. Amount of times that career high is achieved is in (parentheses) beside the figure.

4 **SAM RICHARDSON, UTL** R/R 6-1 R-FR **OLIVE BRANCH, MISS**

Career Highs						
Hits	Doubles	Home Runs	RBI	Runs Scored	Walks	Stolen Bases
(2) 2, at DBU, 5/16/26	1, vs. MVSU, 2/24/26	(6) 1, at DBU, 5/16/26	(2) 3, at DBU, 5/16/26	(2) 2, at DBU, 5/16/26	(7) 1, at Mo State, 5/2/26	(2) 1, vs. Valpo, 3/6/26

Season Highs						
Hits	Doubles	Home Runs	RBI	Runs Scored	Walks	Stolen Bases
(2) 2, at DBU, 5/16	1, vs. MVSU, 2/24	(6) 1, at DBU, 5/16	(2) 3, at DBU, 5/16	(2) 2, at DBU, 5/16	(7) 1, at Mo State, 5/2	(2) 1, vs. Valpo, 3/6

- » Transfer from Texas, redshirted in Austin in 2025 to preserve eligibility.
- » First start of his collegiate career came on Feb. 24 against Miss. Valley State, where he set all career highs thus far.
- » Graduated from Lewisburg High after transferring from Senatobia High.
- » Led Lewisburg to a Mississippi 6A State Championship in 2023.
- » Posted a .301 batting average with six homers and 23 RBI that year.

Career NCAA Stats	avg	gp-gs	ab	r	h	2b	3b	hr	rbi	slg%	bb	hbp	so	gdp	ob%	sf	sh	sb
2025 (Redshirt @ TEX)	-	-	-	-	-	-	-	-	-	-	-	-	-	-	-	-	-	-
2026 (JAX ST)	.203	26-14	59	11	12	2	0	6	18	.542	7	3	22	2	.319	0	0	2
Total	.203	26-14	59	11	12	2	0	6	18	.542	7	3	22	2	.319	0	0	2

5 **LUKE WILLIAMS, OF** L/R 6-0 JR **TUSCALOOSA, ALA**

Division I Career Highs						
Hits	Doubles	Home Runs	RBI	Runs Scored	Walks	Stolen Bases
(2) 3, vs. AAMU, 4/14/26	2, at North Ala., 3/10/26	(2) 1, at Sam Houston, 3/13/26	3, vs. AAMU, 4/14/26	(6) 2, vs. AAMU, 4/14/26	2, vs. MTSU, 4/3/26	2, vs. Valpo, 3/6/26

Season Highs						
Hits	Doubles	Home Runs	RBI	Runs Scored	Walks	Stolen Bases
(2) 3, vs. AAMU, 4/14	2, at North Ala., 3/10	(2) 1, at Sam Houston, 3/13	3, vs. AAMU, 4/14	(6) 2, vs. AAMU, 4/14	2, vs. MTSU, 4/3	2, vs. Valpo, 3/6

- » Transfer from Chipola College.
- » Tallied 43 hits with a .307 batting average at CC.
- » Also notched 22 RBI, 11 doubles, and was walked 37 times.
- » Posted an OBP of .467 at CC.
- » Was at Alabama for two years prior, but did not play.

Career NCAA Stats	avg	gp-gs	ab	r	h	2b	3b	hr	rbi	slg%	bb	hbp	so	gdp	ob%	sf	sh	sb
2023 (ALA)	-	-	-	-	-	-	-	-	-	-	-	-	-	-	-	-	-	-
2024 (ALA)	-	-	-	-	-	-	-	-	-	-	-	-	-	-	-	-	-	-
2026 (JAX ST)	.283	54-46	138	24	39	6	0	2	19	.370	19	9	33	2	.401	1	9	6
Total	.283	54-46	138	24	39	6	0	2	19	.370	19	9	33	2	.401	1	9	6

6 **ACE WILLIAMSON, OF** L/R 6-1 SR **CARROLLTON, GA**

Career Highs						
Hits	Doubles	Home Runs	RBI	Runs Scored	Walks	Stolen Bases
(2) 4, at Sam Houston, 3/14/26	(4) 2, at Sam Houston, 3/14	(9) 1, at UAB, 3/24/26	4, @ NMSU, 4/17/25	(4) 3, vs. WKU, 3/21/26	(2) 2, vs. NMSU, 4/26/26	2, vs. Alabama St., 5/6/25

Season Highs						
Hits	Doubles	Home Runs	RBI	Runs Scored	Walks	Stolen Bases
4, at Sam Houston, 3/14	2, at Sam Houston, 3/14	(2) 1, at UAB, 3/24	(2) 3, at UAB, 3/24	(2) 3, vs. WKU, 3/21	2, vs. NMSU, 4/26	(10) 1, at Mo State, 5/2

- » Led Jax State outfielders with 169 putouts in 2026, posting zero errors from the outfield.
- » Posted seven homers with 57 hits for the Gamecocks, including a four-hit game against Ark. State.
- » Had a 12-game hitting streak from April 17 to May 2, driving in 14 RBI and stealing 12 bases in that stretch.
- » Transfer from Southern Union.
- » Graduated from Carrollton High in Georgia.

Career NCAA Stats	avg	gp-gs	ab	r	h	2b	3b	hr	rbi	slg%	bb	hbp	so	gdp	ob%	sf	sh	sb
2026	.260	60-60	219	38	57	13	2	7	42	.434	24	5	66	0	.343	3	4	12
2026	.275	42-27	91	31	25	4	1	2	14	.407	13	2	27	0	.374	1	4	11
Total	.265	102-87	310	69	82	17	3	9	56	.426	37	7	93	0	.362	4	8	23

*Most recent instance achieved for career highs are listed. Amount of times that career high is achieved is in (parentheses) beside the figure.

7 BRADY THOMAS, INF L/R 6-5 SR BRANDON, MISS

Division I Career Highs																		
Hits	Doubles	Home Runs	RBI			Runs Scored			Walks			Stolen Bases						
4, vs. Memphis, 2/28/26	(2) 2, vs. Memphis, 2/28/26	(3) 1, at DBU, 5/16/26	(3) 4, at Sam Houston, 3/14/26	(4) 3, vs. FIU, 4/18/26	3, vs. Akron, 2/22/25			(2) 2, vs. Toledo, 2/22/26										
Season Highs																		
Hits	Doubles	Home Runs	RBI			Runs Scored			Walks			Stolen Bases						
4, vs. Memphis, 2/28	(2) 2, vs. Memphis, 2/28	(8) 1, at DBU, 5/16	(2) 4, at Sam Houston, 3/14	(2) 3, vs. FIU, 4/18	(6) 2, vs. Kennesaw St., 5/10			2, vs. Toledo, 2/22										

- » Two-way player for the Gamecocks.
- » Posted a 1-1 record on the mound in 2025 in 11.0 innings, earning 14 strikeouts.
- » Went 8-15 during the CUSA tournament, helping the Gamecocks knock off LA Tech and DBU to earn a spot in the championship game.
- » Transfer from Jones College in Mississippi, was a NJCAA Division II Second-Team All-American.
- » Mother is Sarah Thomas, the first full-time female official in the NFL and the first woman to officiate a Super Bowl in Super Bowl LV.

Career NCAA Stats	avg	gp-gs	ab	r	h	2b	3b	hr	rbi	slg%	bb	hbp	so	gdp	ob%	sf	sh	sb
2025	.269	47-40	134	36	36	9	0	5	24	.448	28	8	37	1	.421	1	4	10
2026	.321	48-44	137	37	44	8	4	8	32	.613	31	12	41	1	.483	0	5	7
Total	.295	95-84	271	73	80	17	4	13	56	.531	59	20	78	2	.453	1	9	17

8 MATTHEW CASH, UTL L/R 6-0 SO CENTREVILLE, ALA

Career Highs																		
Hits	Doubles	Home Runs	RBI			Runs Scored			Walks			Stolen Bases						
(2) 3, vs. WKU, 3/22/26	(12) 1, vs. Kennesaw St., 5/9/26	(6) 1, at Sam Houston, 3/14/26	(4) 3, vs. WKU, 5/25/25	3, at Sam Houston, 3/14/26	(7) 2, vs. Cincinnati, 2/15/26			(5) 1, vs. FIU, 4/19/26										
Season Highs																		
Hits	Doubles	Home Runs	RBI			Runs Scored			Walks			Stolen Bases						
3, vs. WKU, 3/22	(6) 1, vs. Kennesaw St., 5/9	1, at Sam Houston, 3/14	(4) 2, at Sam Houston, 3/14	3, at Sam Houston, 3/14	(3) 2, vs. Cincinnati, 2/15			1, vs. FIU, 4/19										

- » Started 36 games during his freshman campaign.
- » Had a three RBI performance in the "if necessary" game against DBU in the CUSA Semis to send the Gamecocks to the championship.
- » Prepped at Bibb County HS in Centreville, Alabama.
- » Was rated a Top-25 player in Alabama per Perfect Game.
- » Brother of Steven Cash, younger brother Brayden is committed to Jax State.

Career NCAA Stats	avg	gp-gs	ab	r	h	2b	3b	hr	rbi	slg%	bb	hbp	so	gdp	ob%	sf	sh	sb
2025	.237	51-38	131	26	31	7	0	5	32	.405	23	6	25	1	.366	4	4	4
2026	.257	50-42	136	27	35	5	0	1	21	.316	15	15	20	1	.380	5	9	1
Total	.247	101-80	267	53	66	12	0	6	53	.360	38	21	45	2	.373	9	13	5

9 COLTON HEGWOOD, INF/OF L/R 6-0 R-SR BRANDON, MISS

Division I Career Highs																		
Hits	Doubles	Home Runs	RBI			Runs Scored			Walks			Stolen Bases						
(2) 3, @ FIU, 3/21/25	(2) 2, @ WKU, 5/15/25	1, vs. Alabama St., 5/6/25	(6) 2, vs. Alabama St., 5/6/25	(3) 3, vs. Alabama St., 5/6/25	3, vs. Alabama St., 5/6/25			2, vs. Alabama St., 5/6/25										
Season Highs																		
Hits	Doubles	Home Runs	RBI			Runs Scored			Walks			Stolen Bases						
-	-	-	-			-			-			-						

- » Opened his Division I career on a 17-game hitting streak, posting multiple hits in eight of those games.
- » Transfer from Jones College, one of four players from JC to come in Jax State in 2025 (Brady Thomas, Brice Deaton, Connor Brooks).
- » Spent two seasons at LA Tech prior to going to the JUCO ranks.
- » Redshirted in 2022, appeared in 33 games while starting 11 in 2023.
- » Made his collegiate debut against BYU on Feb. 18, 2023, also his first start.

Career NCAA Stats	avg	gp-gs	ab	r	h	2b	3b	hr	rbi	slg%	bb	hbp	so	gdp	ob%	sf	sh	sb
2022 (Redshirt @ LT)	-	-	-	-	-	-	-	-	-	-	-	-	-	-	-	-	-	-
2023 (LT)	.250	29-11	48	9	12	4	0	1	7	.386	4	1	15	0	.321	0	1	0
2025 (JAX ST)	.285	59-57	200	41	59	12	3	1	27	.400	21	4	56	3	.388	3	7	13
2026 (JAX ST)	-	-	-	-	-	-	-	-	-	-	-	-	-	-	-	-	-	-
Total	.286	88-68	248	50	71	16	3	2	34	.399	25	5	71	3	.368	3	8	13

*Most recent instance achieved for career highs are listed. Amount of times that career high is achieved is in (parentheses) beside the figure.

10 GRAYSON ASHE, C R/R 6-0 R-JR MONTGOMERY, ALA

Division I Career Highs						
Hits	Doubles	Home Runs	RBI	Runs Scored	Walks	Stolen Bases
4, vs. Sam Houston, 4/26/25	(3) 2, at Sam Houston, 3/14/26	(2) 1, at DBU, 5/16/26	6, vs. Valpo, 3/7/26 (DH-1)	3, at DBU, 5/16/26	3, vs. Sam Houston, 4/25/25	2, vs. LA Tech, 5/21/25
Season Highs						
Hits	Doubles	Home Runs	RBI	Runs Scored	Walks	Stolen Bases
(4) 3, at DBU, 5/16	2, at Sam Houston, 3/14	(8) 1, at DBU, 5/16	6, vs. Valpo, 3/7 (DH-1)	3, at DBU, 5/16	(3) 2, vs. NMSU, 4/26	(3) 1, vs. Kennesaw St., 5/10

- » 2026 First Team All-Conference Selection
- » Preseason CUSA All-Conference Honoree
- » Was a CUSA All-Conference second team honoree in 2025.
- » Led the team in BA (.318), home runs (12), RBI (45), and was second in OBP (.436) in 2025.
- » Hit homers in all three games against New Mexico State in 2025.

Career NCAA Stats	avg	gp-gs	ab	r	h	2b	3b	hr	rbi	slg%	bb	hbp	so	gdp	ob%	sf	sh	sb
2025	.318	54-52	176	37	56	9	0	12	45	.574	25	13	27	4	.435	2	1	4
2026	.321	55-53	190	38	61	8	1	8	56	.500	22	13	35	1	.416	6	3	3
Total	.320	109-105	366	75	117	17	1	20	101	.536	47	26	62	5	.425	8	4	7

12 EVAN WILLIAMS, C L/R 6-4 SO TUSCALOOSA, ALA

Division I Career Highs						
Hits	Doubles	Home Runs	RBI	Runs Scored	Walks	Stolen Bases
(2) 1, vs. Valpo, 3/7/26 (DH-1)	1, vs. Cincinnati, 2/13/26	-	1, vs. Cincinnati, 2/13/26	1, vs. Valpo, 3/7/26 (DH-1)	-	-
Season Highs						
Hits	Doubles	Home Runs	RBI	Runs Scored	Walks	Stolen Bases
(2) 1, vs. Valpo, 3/7 (DH-1)	1, vs. Cincinnati, 2/13	-	1, vs. Cincinnati, 2/13	1, vs. Valpo, 3/7 (DH-1)	-	-

- » First Division I hit was a double to left field in the season opener against Cincinnati.
- » Transfer from Northwest Shoals CC.
- » Led the team in homers (seven) and walks (57).
- » Also had the highest OBP of the Patriots in 2025 at .489.
- » Against Southern Union, he had two homers and six RBI to lead NWSCC to a series-opening victory.

Career NCAA Stats	avg	gp-gs	ab	r	h	2b	3b	hr	rbi	slg%	bb	hbp	so	gdp	ob%	sf	sh	sb
2026	.333	7-0	6	1	2	1	0	0	1	.500	0	0	4	0	.333	0	0	0
Total	.333	7-0	6	1	2	1	0	0	1	.500	0	0	4	0	.333	0	0	0

13 JAXON PATE, INF L/R 5-11 R-FR CALHOUN, GA

Career Highs						
Hits	Doubles	Home Runs	RBI	Runs Scored	Walks	Stolen Bases
(6) 3, vs. FIU, 4/17/26	(12) 1, vs. NMSU, 4/25/26	(2) 1, at DBU, 5/15/26	(2) 3, at Mo State, 5/2/26	(10) 2, at Mo State, 5/2/26	3, at Mo State, 5/2	2, at Sam Houston, 3/13/26
Season Highs						
Hits	Doubles	Home Runs	RBI	Runs Scored	Walks	Stolen Bases
(6) 3, vs. FIU, 4/17	(12) 1, vs. NMSU, 4/25	(2) 1, at DBU, 5/15	(2) 3, at Mo State, 5/2	(10) 2, at Mo State, 5/2	3, at Mo State, 5/2	2, at Sam Houston, 3/13

- » 2026 CUSA Freshman of the Year, First Team All-Conference, and All-Freshman Team Selection
- » Played at Sonorville High under coach Deron Watraven.
- » Led SHS to the Sweet Sixteen of the GHSA playoffs in 2021 and 2022.
- » Played multiple sports, named Region 7-AAAA player of the year as QB in football and helped SHS earn a region title in basketball in 2023.
- » Nephew of Jacksonville State University President Dr. Don C. Killingsworth Jr.

Career NCAA Stats	avg	gp-gs	ab	r	h	2b	3b	hr	rbi	slg%	bb	hbp	so	gdp	ob%	sf	sh	sb
2025 (Redshirt)	-	-	-	-	-	-	-	-	-	-	-	-	-	-	-	-	-	-
2026	.344	55-51	186	44	64	12	0	2	28	.441	37	6	33	2	.461	3	5	9
Total	.344	55-51	186	44	64	12	0	2	28	.441	37	6	33	2	.461	3	5	9

*Most recent instance achieved for career highs are listed. Amount of times that career high is achieved is in (parentheses) beside the figure.

14 TREY MAJETTE, UTL S/L 6-2 SO LAWRENCEVILLE, GA

Career Highs						
Hits	Doubles	Home Runs	RBI	Runs Scored	Walks	Stolen Bases
3, at DBU, 5/16/26	(4) 1, at DBU, 5/14/26	-	(2) 2, at DBU, 5/14/26	(2) 2, at Mo State, 5/3/26	2, vs. MVSU, 2/24/26	(6) 1, vs. Samford, 3/17/26
Season Highs						
Hits	Doubles	Home Runs	RBI	Runs Scored	Walks	Stolen Bases
3, at DBU, 5/16	(2) 1, at DBU, 5/14	-	2, at DBU, 5/14	(2) 2, at Mo State, 5/3	2, vs. MVSU, 2/24	(2) 1, vs. Samford, 3/17

- » Made 29 appearances with eight starts during his inaugural collegiate season with the Gamecocks.
- » Helped Jax State take the series at Kennesaw State with two hits and an RBI against the Owls.
- » Played high school baseball at Peachtree Ridge HS in Lawrenceville, Georgia.
- » Named the 2023 Region 7-7A Defensive Player of the Year, as well as first-team All-Region pitcher.
- » Was a top-130 player from the state of Georgia.

Career NCAA Stats	avg	gp-gs	ab	r	h	2b	3b	hr	rbi	slg%	bb	hbp	so	gdp	ob%	sf	sh	sb
2025	.220	29-8	50	3	11	2	0	0	7	.260	2	1	9	2	.264	0	0	3
2026	.204	35-9	54	14	11	2	1	0	7	.278	5	0	13	0	.258	3	0	3
Total	.212	64-17	104	17	22	4	1	0	14	.269	7	1	22	2	.261	3	0	6

19 CADE MILES, INF L/R 6-0 SO DECATUR, ALA

Career Highs						
Hits	Doubles	Home Runs	RBI	Runs Scored	Walks	Stolen Bases
(5) 1, vs. Valpo, 3/7/26 (DH-1)	1, vs. Valpo, 3/7/26 (DH-1)	-	(2) 1, vs. Valpo, 3/7/26 (DH-1)	(2) 1, vs. DBU, 4/12/25	(3) 1, vs. DBU, 4/11/25	-
Season Highs						
Hits	Doubles	Home Runs	RBI	Runs Scored	Walks	Stolen Bases
1, vs. Valpo, 3/7 (DH-1)	1, vs. Valpo, 3/7 (DH-1)	-	1, vs. Valpo, 3/7 (DH-1)	-	-	-

- » Recorded a .267 BA for the Gamecocks in his first season, including four hits and two runs.
- » His first hit and RBI came in his first collegiate game against Oakland on Feb. 16.
- » Played as Hartselle High School, was a Class 6A All-State player as a DH.
- » Won the 6A AHSAA State Title on Rudy Abbott Field at Jim Case Stadium in 2022.
- » Won 121 games and four consecutive Area 14 region titles with HHS.

Career NCAA Stats	avg	gp-gs	ab	r	h	2b	3b	hr	rbi	slg%	bb	hbp	so	gdp	ob%	sf	sh	sb
2025	.267	14-0	15	2	4	0	0	0	1	.267	3	0	3	0	.389	0	0	0
2026	.200	5-0	5	0	1	1	0	0	1	.400	0	0	1	0	.200	0	0	0
Total	.250	19-0	20	2	5	1	0	0	2	.300	3	0	4	0	.348	0	0	0

23 ORLANDO PENA, INF R/R 6-2 SR JERSEY CITY, NJ

Division I Career Highs						
Hits	Doubles	Home Runs	RBI	Runs Scored	Walks	Stolen Bases
(2) 2, vs. Alabama A&M, 3/18/26	(8) 1, at Liberty, 4/10/26	(4) 1, vs. Alabama A&M, 3/18/26	(2) 3, vs. Valpo, 3/7/26 (DH-2)	(2) 3, vs. Toledo, 2/22/26	(3) 2, vs. MTSU, 4/2/26	(3) 1, vs. Auburn, 5/12/26
Season Highs						
Hits	Doubles	Home Runs	RBI	Runs Scored	Walks	Stolen Bases
2, vs. Alabama A&M, 3/18	(5) 1, at Liberty, 4/10	(2) 1, vs. Alabama A&M, 3/18	3, vs. Valpo, 3/7 (DH-2)	3, vs. Toledo, 2/22	2, vs. MTSU, 4/2	(2) 1, vs. Auburn, 5/12

- » Transfer from Division II Valdosta State, where he was the 2025 Gulf South Conference Player of the Year.
- » Led the Blazers in BA (.344), XBH (32, 11 doubles, one triple, 20 homers), RBI (79) slugging (.724), and OPS (1.144).
- » Led the Gulf South Conference in slugging, OPS, RBI and homers, while also top 10 in the league in runs scored with 52 (2nd at VSU).
- » Spent two seasons at Coastal Carolina prior to his time at Valdosta State, playing a total of 34 games and starting 10.
- » Top-rated third baseman in New Jersey by Perfect Game in 2021.

Career NCAA/DIV I Stats	avg	gp-gs	ab	r	h	2b	3b	hr	rbi	slg%	bb	hbp	so	gdp	ob%	sf	sh	sb
2022 (COASTAL)	.300	8-0	10	6	3	0	0	0	1	.300	2	0	3	0	.417	0	0	0
2023 (COASTAL)	.200	26-10	45	11	9	3	0	2	11	.400	13	3	18	2	.403	1	2	1
2026 (JAX ST)	.248	38-24	101	18	25	5	0	2	12	.356	12	4	11	1	.350	0	4	2
Total	.228	72-34	156	35	37	8	0	4	24	.377	27	7	32	3	.371	1	6	3



30

RYAN STEVENS, C

R/R 5-10 JR

EUREKA, MO

Division I Career Highs						
Hits	Doubles	Home Runs	RBI	Runs Scored	Walks	Stolen Bases
I. vs. MVSU, 2/24/26	-	-	I. vs. MVSU, 2/25/26	2. vs. MVSU, 2/24/26	I. vs. MVSU, 2/24/26	-
Season Highs						
Hits	Doubles	Home Runs	RBI	Runs Scored	Walks	Stolen Bases
I. vs. MVSU, 2/24	-	-	I. vs. MVSU, 2/25	2. vs. MVSU, 2/24	I. vs. MVSU, 2/24	-

- » First Division I starts game in both games against Miss. Valley State.
- » Transfer from Jefferson College.
- » Played 39 games in 2024, averaging .318 at the plate.
- » Stole 18 bases, which was top-15 in the NJCAA that season.
- » Also was top-50 in the NJCAA in OBP at .418.

Career NCAA Stats	avg	gp-gs	ab	r	h	2b	3b	hr	rbi	slg%	bb	hbp	so	gdp	ob%	sf	sh	sb
2026	.111	5-2	9	2	1	0	0	0	1	.111	1	1	2	0	.250	1	0	0
Total	.111	5-2	9	2	1	0	0	0	1	.111	1	1	2	0	.250	1	0	0



34

GREG LACHANCE, INF/OF

R/R 5-11 SR WHITBY, ONTARIO, CANADA

Division I Career Highs						
Hits	Doubles	Home Runs	RBI	Runs Scored	Walks	Stolen Bases
(4) 3. vs. Valpo, 3/7/26 (DH-1)	(8) I. at North Ala., 3/10/26	(5) I. vs. MTSU, 4/3/26	(2) 4. vs. MTSU, 4/3/26	(2) 4. vs. SIUE, 4/15/26	(2) 3. at LA Tech, 3/29/26	3. vs. Abilene, 2/15/25
Season Highs						
Hits	Doubles	Home Runs	RBI	Runs Scored	Walks	Stolen Bases
3. vs. Valpo, 3/7 (DH-1)	(3) I. at North Ala., 3/10	I. vs. MTSU, 4/3	4. vs. MTSU, 4/3	2. vs. Valpo, 3/7 (DH-1)	3. at LA Tech, 3/29	(5) I. vs. AAMU, 4/14

- » Transfer from Illinois.
- » Slashed .309/.448/.489 in his one year with the Fighting Illini.
- » Had a nine-game hit streak from March 21 to April 11 at Illinois.
- » Was at Jefferson College with teammate Ryan Stevens in 2024, also at JeffCo in 2023.
- » Brother-in-law is Mitch Marner, 4th overall draft pick by NHL's Toronto Maple Leafs in 2015, currently with the Vegas Golden Knights.

Career NCAA Stats	avg	gp-gs	ab	r	h	2b	3b	hr	rbi	slg%	bb	hbp	so	gdp	ob%	sf	sh	sb
2025 (ILL)	.309	29-26	94	30	29	5	0	4	27	.489	22	3	28	3	.446	2	1	5
2026 (JAX ST)	.241	35-23	87	13	21	4	0	1	10	.322	10	1	16	0	.327	0	3	5
Total	.290	64-49	181	43	50	9	0	5	37	.413	32	4	44	3	.391	2	4	10

2026 JAX STATE BASEBALL STATS

Player	Overall: 42-13		Home: 25-6							Away: 16-7					Neutral: 1-0			CUSA: 23-7			po	a	e	fld%
	avg	gp-gs	ab	r	h	2b	3b	hr	rbi	tb	slg%	bb	hp	so	gdp	ob%	sf	sh	sb-att					
13 Jaxon Pate	.344	55-51	186	44	64	12	0	2	28	82	.441	37	6	33	2	.461	3	5	9-14	84	6	1	.989	
3 Trey King	.333	54-54	198	35	66	13	2	3	36	92	.465	25	7	40	1	.421	3	6	4-6	40	54	2	.979	
7 Brady Thomas	.321	46-43	137	37	44	8	4	8	32	84	.613	31	12	41	0	.483	0	5	7-8	21	5	0	1.000	
10 Grayson Ashe	.321	55-53	190	38	61	8	1	8	56	95	.500	22	13	35	1	.416	6	3	3-4	489	24	5	.990	
1 Caleb Johnson	.307	55-53	189	49	58	20	2	7	46	103	.545	21	14	47	3	.412	2	8	20-23	88	107	7	.965	
2 Cooper Blausner	.294	54-54	197	49	58	13	2	4	47	87	.442	25	7	39	3	.381	7	5	24-28	76	130	4	.981	
5 Luke Williams	.283	54-46	138	24	39	6	0	2	19	51	.370	19	9	33	2	.401	1	9	6-11	69	4	2	.973	
6 Ace Williamson	.275	42-27	91	31	25	4	1	2	14	37	.407	13	2	27	0	.374	1	4	11-12	42	0	2	.955	
8 Matthew Cash	.257	50-42	136	27	35	5	0	1	21	43	.316	15	15	20	1	.380	5	9	1-1	213	47	5	.981	
23 Orlando Pena	.248	38-24	101	18	25	5	0	2	12	36	.356	12	4	11	1	.350	0	4	2-3	158	11	4	.977	
34 Greg LaChance	.241	35-23	87	13	21	4	0	1	10	28	.322	10	1	16	0	.327	0	3	5-7	35	6	1	.976	
4 Sam Richardson	.203	26-14	59	11	12	2	0	6	18	32	.542	7	3	22	2	.319	0	0	2-2	22	0	2	.917	

12 Evan Williams	.333	7-0	6	1	2	1	0	0	1	3	.500	0	0	4	0	.333	0	0	0-0	10	0	0	1.000	
14 Trey Majette	.204	35-9	54	14	11	2	1	0	7	15	.278	5	0	13	0	.258	3	0	3-4	30	0	0	1.000	
19 Cade Miles	.200	5-0	5	0	1	1	0	0	1	2	.400	0	0	1	0	.200	0	0	0-0	0	0	0	.000	
30 Ryan Stevens	.111	5-2	9	2	1	0	0	0	1	1	.111	1	1	2	0	.250	1	0	0-0	26	2	0	1.000	
24 Jud Files	.000	1-0	0	1	0	0	0	0	0	0	.000	0	0	0	0	.000	0	0	0-0	0	1	0	1.000	
Totals	.293	55	1783	394	523	104	13	46	349	791	.444	243	94	384	16	.400	32	61	97-123	1429	436	53	.972	
Opponents	.217	55	1734	228	376	61	10	42	206	583	.336	229	68	555	38	.328	19	10	51-64	1382	490	59	.969	

LOB - Team (437), Opp (405). DPs turned - Team (47), Opp (22). CI - Team (2), G. Ashe 2. IBB - Team (8), C. Blausner 2, Williamson 1, G. LaChance 1, T. King 1, L. Williams 1, G. Ashe 1, J. Pate 1, Opp (3). Picked off - L. Williams 2, G. Ashe 1, B. Thomas 1.

(All games Sorted by Earned run avg)

Player	era	w-l	app	gs	cg	sho	sv	ip	h	r	er	bb	so	2b	3b	hr	b/avg	wp	hp	bk	sfa	sha		
11 Steven Cash	2.92	7-2	14	14	1	1/1	0	74.0	55	26	24	26	83	4	2	7	.205	3	8	0	3	1		
22 Beau Bryans	3.20	7-1	13	13	0	0/2	0	59.0	46	27	21	37	68	6	0	3	.220	11	12	1	1	1		
44 Eli Pillsbury	3.79	6-2	14	14	0	0/2	0	71.1	60	35	30	24	84	12	1	6	.230	7	6	0	1	3		

40 Jaxson Davis	0.00	0-0	1	0	0	0/0	0	0.0	0	0	0	1	0	0	0	0		0	0	0	0	0		
15 Chase Horst	0.39	3-1	19	0	0	0/0	1	23.0	12	5	1	11	21	1	0	0	.154	2	6	0	2	1		
24 Jud Files	1.46	1-0	11	0	0	0/0	0	12.1	10	2	2	7	10	1	1	0	.217	3	3	0	0	0		
51 Skyler Hutto	1.54	4-4	24	0	0	0/3	12	35.0	16	8	6	14	37	4	0	3	.137	3	2	2	0	1		
41 Maddox McDougall	2.47	4-0	19	1	0	0/2	1	43.2	36	12	12	11	47	10	2	1	.225	3	2	0	3	0		
35 Jackson Evers	2.93	1-0	13	0	0	0/0	0	15.1	15	10	5	9	18	3	1	0	.259	2	3	0	2	0		
47 Jackson Sleeper	3.72	4-1	22	0	0	0/3	4	38.2	24	16	16	18	53	2	2	5	.182	0	4	0	3	1		
17 Grayson Knight	4.50	0-0	7	0	0	0/0	0	6.0	9	6	3	6	7	1	0	1	.321	0	2	1	0	0		
25 Ryan Geraghty	5.06	2-1	16	3	0	0/0	0	37.1	31	24	21	24	40	6	0	3	.218	6	7	2	0	1		
38 Josh Sibley	5.23	0-0	13	1	0	0/2	0	10.1	11	6	6	6	19	1	0	3	.275	2	0	0	0	0		
43 Sam Schmidt	5.40	0-0	6	0	0	0/0	0	5.0	5	4	3	3	10	0	1	0	.250	1	0	0	1	0		
31 Fisher Cantrell	5.79	1-1	8	1	0	0/2	0	9.1	6	7	6	6	18	1	0	2	.171	1	4	0	1	1		
7 Brady Thomas	7.82	2-0	7	2	0	0/0	0	12.2	14	12	11	7	15	4	0	4	.269	1	3	0	0	0		
33 Owen Arndt	9.00	0-0	4	0	0	0/0	0	3.0	4	3	3	2	4	0	0	1	.333	0	0	0	0	0		
39 Karson Bonaparte	9.00	0-0	2	0	0	0/0	0	1.0	1	1	1	3	1	1	0	0	.333	1	0	0	0	0		
55 James Wilson	10.05	0-0	6	5	0	0/0	0	14.1	16	17	16	8	14	1	0	1	.291	3	5	0	0	0		
27 Taylor Waldron	12.46	0-0	2	1	0	0/0	0	4.1	5	6	6	2	6	3	0	2	.294	0	1	0	1	0		
66 Hunter Pudlo	13.50	0-0	2	0	0	0/0	0	0.2	0	1	1	4	0	0	0	0	.000	1	0	0	1	0		
Totals	3.67	42-13	55	55	1	6/5	18	476.1	376	228	194	229	555	61	10	42	.217	50	68	6	19	10		
Opponents	6.78	13-42	55	55	0	0/0	3	460.2	523	394	347	243	384	104	13	46	.293	50	94	4	32	61		

PB - Team (5), G. Ashe 4, M. Cash 1, Opp (7). Pickoffs - Team (5), G. Ashe 2, E. Pillsbury 1, B. Bryans 1, K. Bonaparte 1, Opp (4). SBA/ATT - G. Ashe (50-55), B. Bryans (12-12), E. Pillsbury (5-8), R. Geraghty (7-8), J. Sleeper (5-6), J. Evers (6-6), S. Hutto (5-5), S. Cash (2-3), J. Sibley (1-3), R. Stevens (1-3), B. Thomas (2-2), T. Waldron (1-2), G. Knight (1-2), J. Wilson (0-2), M. McDougall (2-2), M. Cash (0-2), J. Files (1-1), K. Bonaparte (1-1), O. Arndt (0-1).

Jacksonville State Baseball Team Game-by-Game for Jax State as of May 16 Batting (All games)

Date	Opponent	ab	r	h	rbi	2b	3b	hr	tb	bb	ibb	sb	cs	hbp	sac	sf	gdp	k	po	a	e	lob	avg
Feb 13	CINCINNATI	34	5	6	3	2	0	0	8	5	0	0	0	1	1	0	0	14	27	10	4	9	.176
Feb 14	CINCINNATI	34	5	8	5	2	0	0	10	5	0	1	0	0	1	0	0	7	27	10	2	8	.206
Feb 15	CINCINNATI	27	1	3	1	1	0	1	7	6	1	1	0	1	1	0	0	10	27	10	0	10	.179
Feb 17	GEORGIA STATE	34	3	8	2	1	0	0	9	5	0	1	2	1	1	1	1	6	33	6	2	9	.194
Feb 20	TOLEDO	29	5	9	5	5	1	0	16	3	0	1	0	0	2	0	0	5	27	9	0	5	.215
Feb 21	TOLEDO	27	2	4	1	0	0	0	4	2	0	1	0	0	0	0	0	6	27	8	0	3	.205
Feb 22	TOLEDO	36	12	11	11	2	0	1	16	6	0	4	0	2	0	0	0	11	27	12	0	8	.222
Feb 24	MISS. VALLEY ST.	34	15	10	12	3	1	1	18	7	0	5	0	3	0	1	0	5	27	6	0	6	.231
Feb 25	MISS. VALLEY ST.	29	7	7	7	2	0	0	9	6	0	5	1	3	1	2	0	6	27	8	2	10	.232
Feb 27	at Memphis	34	10	11	9	0	1	3	22	5	0	4	0	0	2	1	0	8	27	7	0	5	.242
Feb 28	at Memphis	33	9	10	8	4	1	2	22	4	0	0	0	3	2	2	0	9	27	8	3	8	.248
Mar 01	at Memphis	36	7	11	6	0	0	2	17	3	0	6	1	2	0	1	0	10	27	10	2	8	.253
Mar 03	at Alabama	33	5	7	5	3	0	0	10	2	0	2	1	2	0	0	1	7	24	6	0	5	.250
Mar 06	VALPARAISO	30	3	7	2	2	0	0	9	4	0	4	0	2	1	0	0	8	27	8	1	10	.249
Mar 07	VALPARAISO	33	17	20	15	5	0	2	31	2	0	2	0	3	1	4	0	3	21	10	0	8	.273
Mar 07	VALPARAISO	28	13	13	13	2	0	2	21	6	0	2	2	3	1	0	0	4	21	4	3	5	.284
Mar 10	at North Alabama	35	8	9	8	6	0	1	18	9	0	2	0	4	1	0	0	7	27	7	0	14	.282
*Mar 13	at Sam Houston	31	3	6	3	1	0	1	10	2	0	4	0	1	2	1	0	9	27	9	1	7	.277
*Mar 14	at Sam Houston	41	18	20	18	5	0	3	34	3	0	2	0	2	0	1	0	5	21	8	0	8	.291
*Mar 15	at Sam Houston	35	4	9	3	2	0	0	11	3	0	1	1	2	0	0	0	8	27	12	2	9	.289
Mar 17	SAMFORD	33	6	8	5	2	0	0	10	4	0	3	2	4	0	0	0	11	27	5	0	8	.287
Mar 18	vs Alabama A&M	33	12	9	11	1	0	3	19	7	0	4	1	5	3	2	0	4	27	9	1	11	.287
*Mar 20	WESTERN KENTUCKY	37	10	14	9	2	1	0	18	2	0	2	0	3	1	1	0	5	27	10	0	10	.291
*Mar 21	WESTERN KENTUCKY	29	6	9	5	1	0	1	13	1	1	0	1	3	2	1	0	6	27	10	2	6	.292
*Mar 22	WESTERN KENTUCKY	33	10	12	10	3	0	1	18	3	0	1	0	1	1	2	0	6	24	7	0	7	.295
Mar 24	at UAB	35	11	10	10	3	0	1	16	9	0	2	0	0	0	1	1	7	24	7	3	7	.294
*Mar 27	at Louisiana Tech	36	4	11	4	2	0	0	13	1	0	1	1	1	1	1	0	9	27	6	1	9	.295
*Mar 28	at Louisiana Tech	34	5	9	4	2	0	2	17	1	0	1	1	0	0	1	2	5	27	7	0	4	.294
*Mar 29	at Louisiana Tech	33	7	9	4	1	0	1	13	7	2	2	1	4	2	0	1	4	27	10	0	12	.293
Mar 31	ALABAMA	31	3	5	3	0	0	1	8	5	1	3	1	0	0	0	1	7	27	9	1	6	.289
*Apr 02	MIDDLE TENNESSEE	34	6	11	5	0	0	1	14	4	0	1	0	0	0	0	0	5	27	7	2	8	.290
*Apr 03	MIDDLE TENNESSEE	29	7	7	5	0	0	1	10	4	1	1	1	3	1	0	1	9	27	11	1	5	.289
*Apr 04	MIDDLE TENNESSEE	26	3	6	3	0	0	0	6	6	0	2	0	0	3	0	0	7	27	12	0	8	.287
Apr 07	at Auburn	37	15	17	12	3	0	2	26	4	0	2	0	0	2	1	2	3	24	4	0	5	.293
*Apr 10	at Liberty	33	8	11	7	5	0	0	16	1	0	1	2	3	3	0	0	10	27	3	0	5	.294
*Apr 11	at Liberty	35	6	11	6	4	0	0	15	1	0	0	0	1	2	0	0	6	25	14	0	6	.295
*Apr 12	at Liberty	32	2	5	1	0	0	0	5	2	0	2	0	1	0	0	1	12	24	8	1	6	.291
Apr 14	ALABAMA A&M	37	15	16	13	3	1	0	21	11	0	6	0	2	2	0	0	9	27	6	4	13	.295
*Apr 17	FIU	29	4	7	2	1	0	0	8	5	0	0	0	1	1	0	1	4	27	4	3	8	.294
*Apr 18	FIU	26	13	13	12	2	0	0	15	6	0	4	0	4	3	1	0	2	21	9	0	9	.298
*Apr 19	FIU	30	7	7	6	2	0	2	15	9	0	4	0	0	3	0	0	6	27	2	0	11	.297
Apr 21	at Troy	33	5	8	5	1	0	1	12	2	0	0	0	1	0	1	1	8	27	12	1	5	.295
*Apr 24	NEW MEXICO STATE	35	3	12	3	1	0	1	16	6	0	2	2	2	0	0	0	6	27	8	0	13	.297
*Apr 25	NEW MEXICO STATE	28	4	7	3	1	1	0	10	2	0	0	0	2	2	0	1	5	27	7	0	6	.296
*Apr 26	NEW MEXICO STATE	27	10	8	9	1	1	1	14	7	1	0	1	3	0	0	0	2	21	7	0	8	.296
*05-01-26	at Missouri State	34	2	9	2	1	1	0	12	1	0	0	1	1	0	1	0	12	24	4	0	8	.295
*05-02-26	at Missouri State	36	10	12	10	0	2	1	19	8	0	1	1	0	2	0	0	7	27	10	0	9	.296
*05-03-26	at Missouri State	33	11	13	9	2	0	1	18	10	0	0	1	2	2	0	1	6	27	3	2	9	.298
*May 08	KENNESAW STATE	31	2	5	2	2	1	0	9	4	0	1	0	0	1	0	0	6	27	9	2	7	.295
*May 09	KENNESAW STATE	31	5	8	5	4	0	1	15	3	1	0	0	0	0	1	0	10	27	11	1	6	.295
*May 10	KENNESAW STATE	31	4	9	4	1	0	0	10	5	0	1	0	1	5	1	0	6	27	11	2	13	.294
May 12	AUBURN	28	4	6	4	0	0	0	6	4	0	1	0	2	1	1	1	9	27	10	0	8	.293
*May 14	at DBU	30	3	9	3	3	1	0	14	2	0	0	0	1	0	0	0	4	18	6	2	9	.293
*May 15	at DBU	30	6	8	6	0	0	2	14	1	0	0	1	1	1	2	0	8	24	3	2	2	.293
*May 16	at DBU	41	13	13	10	2	0	3	24	7	0	1	0	7	0	0	0	10	27	7	0	15	.293
Totals		1783	394	523	349	104	13	46	791	243	8	97	26	94	61	32	16	384	1429	436	53	437	.293

Jacksonville State Baseball
Team Game-by-Game for Jax State as of May 16
Pitching (All games)

Date	Opponent	ip	h	r	er	bb	so	2b	3b	hr	wp	bk	hbp	dp	ibb	score	w-l	sv	era
Feb 13	CINCINNATI	9.0	9	11	9	10	8	3	1	0	1	1	5	0	0	5-11	0-1	0	9.00
Feb 14	CINCINNATI	9.0	9	6	5	2	11	0	0	2	0	0	0	3	0	5-6	0-2	0	7.00
Feb 15	CINCINNATI	9.0	2	0	0	8	12	0	0	0	0	0	3	1	0	1-0	1-2	1	4.67
Feb 17	GEORGIA STATE	11.0	7	2	2	3	14	1	0	0	1	0	1	1	0	3-2	2-2	1	3.79
Feb 20	TOLEDO	9.0	6	0	0	4	12	1	0	0	1	0	3	1	0	5-0	3-2	1	3.06
Feb 21	TOLEDO	9.0	2	1	1	2	10	1	0	0	0	0	1	0	0	2-1	4-2	2	2.73
Feb 22	TOLEDO	9.0	15	9	9	7	7	4	0	0	4	1	0	1	0	12-9	5-2	2	3.60
Feb 24	MISS. VALLEY ST.	9.0	4	3	3	7	13	1	0	0	2	0	2	0	0	15-3	6-2	2	3.53
Feb 25	MISS. VALLEY ST.	9.0	5	4	4	5	15	3	0	2	1	0	0	1	0	7-4	7-2	3	3.58
Feb 27	at Memphis	9.0	7	1	1	0	8	2	0	0	1	0	0	2	0	10-1	8-2	4	3.33
Feb 28	at Memphis	9.0	10	4	3	2	13	2	0	2	1	0	3	2	0	9-4	9-2	4	3.30
Mar 01	at Memphis	9.0	4	1	0	5	8	1	0	0	0	0	0	3	0	7-1	10-2	4	3.03
Mar 03	at Alabama	8.0	6	6	6	5	8	1	0	1	0	0	3	0	0	5-6	10-3	4	3.28
Mar 06	VALPARAISO	9.0	5	2	2	1	14	1	0	0	1	0	2	0	0	3-2	11-3	4	3.19
Mar 07	VALPARAISO	7.0	6	3	3	4	3	0	1	1	1	0	1	2	0	17-3	12-3	4	3.22
Mar 07	VALPARAISO	7.0	5	2	1	1	13	1	0	0	0	0	1	0	0	13-2	13-3	4	3.13
Mar 10	at North Alabama	9.0	6	3	3	5	12	0	0	2	0	0	2	1	0	8-3	14-3	4	3.12
*Mar 13	at Sam Houston	9.0	6	1	1	1	11	0	0	0	1	0	0	1	0	3-1	15-3	5	3.00
*Mar 14	at Sam Houston	7.0	6	7	7	3	13	1	1	1	1	1	2	1	0	18-7	16-3	5	3.25
*Mar 15	at Sam Houston	9.0	5	3	2	3	9	0	0	0	1	1	0	1	0	4-3	17-3	5	3.19
Mar 17	SAMFORD	9.0	13	7	7	3	8	2	1	3	1	0	0	1	0	6-7	17-4	5	3.38
Mar 18	vs Alabama A&M	9.0	8	7	6	2	15	1	0	0	4	0	1	1	1	12-7	18-4	5	3.50
*Mar 20	WESTERN KENTUCKY	9.0	5	3	3	3	7	3	0	0	0	0	0	1	0	10-3	19-4	5	3.48
*Mar 21	WESTERN KENTUCKY	9.0	5	2	2	6	10	0	0	1	2	0	1	1	0	6-2	20-4	5	3.41
*Mar 22	WESTERN KENTUCKY	8.0	5	0	0	3	10	0	0	0	0	0	0	0	0	10-0	21-4	5	3.29
Mar 24	at UAB	8.0	14	16	13	11	9	2	0	2	0	0	3	0	0	11-16	21-5	5	3.69
*Mar 27	at Louisiana Tech	9.0	4	0	0	3	15	0	1	0	0	0	1	0	0	4-0	22-5	6	3.55
*Mar 28	at Louisiana Tech	9.0	8	3	3	10	10	0	1	1	4	0	1	1	0	5-3	23-5	7	3.53
*Mar 29	at Louisiana Tech	9.0	7	4	4	3	12	0	0	0	2	0	1	1	0	7-4	24-5	8	3.54
Mar 31	ALABAMA	9.0	5	4	4	5	11	1	0	2	0	0	3	1	0	3-4	24-6	8	3.56
*Apr 02	MIDDLE TENNESSEE	9.0	11	5	3	2	9	6	0	0	1	0	0	1	0	6-5	25-6	8	3.54
*Apr 03	MIDDLE TENNESSEE	9.0	9	6	6	6	9	2	1	0	1	0	0	1	0	7-6	26-6	8	3.62
*Apr 04	MIDDLE TENNESSEE	9.0	5	1	1	5	8	1	0	0	0	1	0	1	0	3-1	27-6	9	3.54
Apr 07	at Auburn	8.0	9	4	4	5	14	2	0	0	0	0	1	0	0	15-4	28-6	9	3.56
*Apr 10	at Liberty	9.0	8	4	3	7	12	1	0	1	1	0	3	0	0	8-4	29-6	10	3.55
*Apr 11	at Liberty	8.1	12	7	7	8	6	2	0	1	3	0	1	1	1	6-7	29-7	10	3.65
*Apr 12	at Liberty	8.0	8	4	4	6	12	1	1	2	1	0	2	0	0	2-4	29-8	10	3.67
Apr 14	ALABAMA A&M	9.0	12	11	6	6	11	0	0	1	1	0	2	0	0	15-11	30-8	11	3.74
*Apr 17	FIU	9.0	4	2	0	2	8	1	0	0	0	0	0	1	0	4-2	31-8	12	3.64
*Apr 18	FIU	7.0	4	1	1	2	9	0	0	0	1	0	3	1	0	13-1	32-8	12	3.59
*Apr 19	FIU	9.0	4	2	2	6	18	0	0	1	0	0	0	0	0	7-2	33-8	13	3.55
Apr 21	at Troy	9.0	3	4	3	4	4	0	0	1	1	0	3	2	0	5-4	34-8	14	3.54
*Apr 24	NEW MEXICO STATE	9.0	9	6	6	7	16	2	1	3	1	0	1	0	0	3-6	34-9	14	3.60
*Apr 25	NEW MEXICO STATE	9.0	4	0	0	4	11	1	0	0	0	0	1	2	0	4-0	35-9	15	3.51
*Apr 26	NEW MEXICO STATE	7.0	4	0	0	2	5	0	0	0	0	0	0	2	0	10-0	36-9	15	3.45
*05-01-26	at Missouri State	8.0	10	10	10	5	9	3	0	3	0	0	1	0	0	2-10	36-10	15	3.61
*05-02-26	at Missouri State	9.0	6	2	2	2	5	1	0	0	0	0	2	1	0	10-2	37-10	15	3.57
*05-03-26	at Missouri State	9.0	7	4	3	2	9	1	0	1	0	0	1	1	0	11-4	38-10	16	3.56
*May 08	KENNESAW STATE	9.0	6	5	2	1	13	0	0	0	1	0	0	0	0	2-5	38-11	16	3.53
*May 09	KENNESAW STATE	9.0	5	4	1	3	8	0	0	1	3	0	2	1	0	5-4	39-11	17	3.47
*May 10	KENNESAW STATE	9.0	4	3	0	4	6	1	0	0	0	0	1	1	1	4-3	40-11	17	3.40
May 12	AUBURN	9.0	6	1	1	2	7	0	0	0	2	1	1	1	0	4-1	41-11	18	3.36
*May 14	at DBU	6.0	14	13	12	4	8	3	0	3	2	0	1	2	0	3-13	41-12	18	3.55
*May 15	at DBU	8.0	9	10	9	5	9	1	1	2	1	0	2	0	0	6-10	41-13	18	3.66
*May 16	at DBU	9.0	4	4	4	2	8	0	0	2	0	0	1	0	0	13-4	42-13	18	3.67
Totals		476.1	376	228	194	229	555	61	10	42	50	6	68	47	3	394-228	42-13	18	3.67

Score by innings	1	2	3	4	5	6	7	8	9	EX	Total
Jax State	42	39	42	54	48	47	57	44	20	1	394
Opponents	35	28	38	23	22	28	18	15	21	0	228

Record when ...

Overall	42-13	After 6 leading	31-2
Conference	23-7 trailing	8-11
Non-Conference	19-6 tied	3-0
Home games	25-6	After 7 leading	31-2
Away games	16-7 trailing	3-8
Neutral site	1-0 tied	3-2
Day games	30-5	After 8 leading	30-0
Night games	12-8 trailing	1-8
vs Left starter	12-2 tied	4-4
vs Right starter	30-11		
1-Run games	10-5	Hit 0 home runs	16-9
2-Run games	4-1	... 1 home run	15-3
5+Run games	19-4	... 2+ home runs	11-1
Extra innings	1-0		
Shutouts	6-0	Opponent 0 home runs	28-2
	 1 home run	10-2
	 2+ HRs	4-9
Scoring 0-2 runs	2-3		
..... 3-5 runs	14-6		
..... 6-9 runs	10-3	Made 0 errors	23-5
..... 10+ runs	16-1 1 error	7-2
	 2+ errors	12-6
Opponent 0-2 runs	20-0		
..... 3-5 runs	17-3	Opp. made 0 errors	15-7
..... 6-9 runs	4-5 1 error	12-3
..... 10+ runs	1-5 2+ errors	15-3
Scored in 1st inning	15-3	Out-hit opponent	36-2
Opp. scored in 1st	9-7	Out-hit by opponent	2-10
Scores first	26-4	Hits are tied	4-1
Opp. scores first	16-9		

Record when team scores:

Runs	0	1	2	3	4	5	6	7	8	9	10+
W-L	0-0	1-0	1-3	4-3	6-0	4-3	2-3	5-0	2-0	1-0	16-1

Record when opponent scores:

Runs	0	1	2	3	4	5	6	7	8	9	10+
W-L	6-0	7-0	7-0	7-0	9-2	1-1	1-3	2-2	0-0	1-0	1-5

Record when leading after:

Inn.	1	2	3	4	5	6	7	8
W-L	13-1	21-1	25-0	27-2	29-1	31-2	31-2	30-0

Record when trailing after:

Inn.	1	2	3	4	5	6	7	8
W-L	6-5	11-8	11-9	11-7	12-10	8-11	3-8	1-8

Record when tied after:

Inn.	1	2	3	4	5	6	7	8
W-L	23-7	10-4	6-4	4-4	1-2	3-0	3-2	4-4

Current winning streak: 1
 Longest winning streak: 10
 Longest losing streak: 2

Home attendance : 27696 (31 dates avg = 893)
 Away attendance : 33820 (24 dates avg = 1409)
 Total attendance: 61516 (55 dates avg = 1118)



At bats:	41	-	at Sam Houston (Mar 14, 2026)
	41	-	at DBU (May 16, 2025)
Runs scored:	18	-	at Sam Houston (Mar 14, 2026)
Hits:	20	-	vs Valparaiso (Mar 07)
	20	-	at Sam Houston (Mar 14, 2026)
RBI:	18	-	at Sam Houston (Mar 14, 2026)
Doubles:	6	-	at North Alabama (Mar 10)
Triples:	2	-	at Missouri State (05-02-26)
Home runs:	3	-	(4 times)
Total bases:	34	-	at Sam Houston (Mar 14, 2026)
Walks:	11	-	vs Alabama A&M (Apr 14)
Strikeouts:	14	-	vs Cincinnati (Feb 13, 2025)
Sac hits:	5	-	vs Kennesaw State (May 10)
Sac flies:	4	-	vs Valparaiso (Mar 07)
Stolen bases:	6	-	at Memphis (Mar 01)
	6	-	vs Alabama A&M (Apr 14)
Hit by pitch:	7	-	at DBU (May 16, 2025)
Caught stealing:	2	-	(5 times)
Runners LOB:	15	-	at DBU (May 16, 2025)
Hit into DP:	2	-	(4 times)

Fielding

Putouts:	33	-	vs Georgia State (Feb 17)
Assists:	14	-	at Liberty (Apr 11, 2026)
Errors:	4	-	vs Cincinnati (Feb 13, 2025)
	4	-	vs Alabama A&M (Apr 14)
Passed balls:	2	-	at DBU (May 15)
DPs turned:	3	-	vs Cincinnati (Feb 14, 2025)
	3	-	at Memphis (Mar 01)

Pitching

Innings pitched:	11.0	-	vs Georgia State (Feb 17)
Runs allowed:	16	-	at UAB (Mar 24, 2026)
Earned runs:	13	-	at UAB (Mar 24, 2026)
Walks allowed:	11	-	at UAB (Mar 24, 2026)
Strikeouts:	18	-	vs FIU (Apr 19)
Hits allowed:	15	-	vs Toledo (Feb 22)
Doubles allowed:	6	-	vs Middle Tennessee (Apr 02)
Triples allowed:	1	-	(10 times)
Homers allowed:	3	-	(4 times)
Wild pitches:	4	-	vs Toledo (Feb 22)
	4	-	vs Alabama A&M (Mar 18 at Madison, Ala. 2Mar 18)
	4	-	at Louisiana Tech (Mar 28)
Hit batters:	5	-	vs Cincinnati (Feb 13, 2025)

Note: Stats will be dated from 2025. Reports are from StatCrew, which will not operate in 2026. Dates must be changed to 2025 to get these reports.

At bats:	6	-	Trey King at Sam Houston (Mar 14, 2026)
	6	-	Cooper Blausner vs Alabama A&M (Apr 14)
	6	-	Trey Majette at DBU (May 16, 2025)
Runs scored:	3	-	(15 times)
Hits:	4	-	(4 times)
RBI:	6	-	Grayson Ashe vs Valparaiso (Mar 07)
Doubles:	2	-	(10 times)
Triples:	1	-	(13 times)
Home runs:	1	-	(46 times)
Total bases:	11	-	Brady Thomas at Memphis (Feb 28)
Walks:	3	-	(4 times)
Strikeouts:	4	-	Grayson Ashe at Missouri State (05-01-26)
Sac hits:	3	-	Luke Williams vs FIU (Apr 18)
Sac flies:	2	-	Matthew Cash vs Valparaiso (Mar 07)
Stolen bases:	3	-	Cooper Blausner vs Alabama A&M (Apr 14)
Hit by pitch:	2	-	(7 times)
Caught stealing:	1	-	(26 times)
Runners LOB:	6	-	Grayson Ashe at North Alabama (Mar 10)

Fielding

Putouts:	18	-	Grayson Ashe vs FIU (Apr 19)
Assists:	6	-	Cooper Blausner vs Middle Tennessee (Apr 04)
	6	-	Cooper Blausner at Liberty (Apr 11, 2026)
	6	-	Cooper Blausner at Troy (Apr 21)
Errors:	2	-	(4 times)
Passed balls:	2	-	Grayson Ashe at DBU (May 15)

Pitching

Innings pitched:	8.0	-	Eli Pillsbury vs FIU (Apr 17)
Runs allowed:	8	-	Eli Pillsbury at DBU (May 14)
Earned runs:	8	-	Eli Pillsbury at DBU (May 14)
Walks allowed:	5	-	Beau Bryans vs Cincinnati (Feb 15)
	5	-	Beau Bryans at Louisiana Tech (Mar 28)
	5	-	Eli Pillsbury at Liberty (Apr 10, 2026)
Strikeouts:	13	-	Steven Cash vs FIU (Apr 19)
Hits allowed:	8	-	Eli Pillsbury vs Middle Tennessee (Apr 03)
	8	-	Steven Cash at Liberty (Apr 12, 2026)
	8	-	Eli Pillsbury at DBU (May 14)
Doubles allowed:	4	-	Maddox McDougall vs Middle Tennessee (Apr 02)
Triples allowed:	1	-	(10 times)
Homers allowed:	2	-	(9 times)
Wild pitches:	3	-	Beau Bryans vs Kennesaw State (May 09)
Hit batters:	3	-	Beau Bryans vs FIU (Apr 18)

Note: Stats will be dated from 2025. Reports are from StatCrew, which will not operate in 2026. Dates must be changed to 2025 to get these reports.



Hitting Streaks Longest Current

13 Jaxon Pate	14	-
3 Trey King	12	5
10 Grayson Ashe	11	2
23 Orlando Pena	8	-
2 Cooper Blausler	7	1
8 Matthew Cash	7	-
5 Luke Williams	7	1
7 Brady Thomas	6	6
1 Caleb Johnson	6	3
6 Ace Williamson	5	-
34 Greg LaChance	4	-
4 Sam Richardson	3	1
14 Trey Majette	3	1
12 Evan Williams	1	-
19 Cade Miles	1	-
30 Ryan Stevens	1	-

PITCHER:

11 Steven Cash	14	(12-2)
44 Eli Pillsbury	14	(9-5)
22 Beau Bryans	13	(11-2)
55 James Wilson	5	(4-1)
25 Ryan Geraghty	3	(3-0)
7 Brady Thomas	2	(1-1)
27 Taylor Waldron	1	(1-0)
31 Fisher Cantrell	1	(0-1)
38 Josh Sibley	1	(0-1)
41 Maddox McDougall	1	(1-0)

CATCHER:

10 Grayson Ashe	50	(37-13)
8 Matthew Cash	3	(3-0)
30 Ryan Stevens	2	(2-0)

FIRST BASE:

8 Matthew Cash	26	(19-7)
23 Orlando Pena	21	(16-5)
4 Sam Richardson	4	(4-0)
7 Brady Thomas	4	(3-1)

SECOND BASE:

2 Cooper Blausler	53	(40-13)
13 Jaxon Pate	2	(2-0)

THIRD BASE:

3 Trey King	39	(29-10)
8 Matthew Cash	13	(10-3)
34 Greg LaChance	1	(1-0)
23 Orlando Pena	1	(1-0)
2 Cooper Blausler	1	(1-0)

SHORTSTOP:

1 Caleb Johnson	53	(40-13)
3 Trey King	2	(2-0)

LEFT FIELD:

5 Luke Williams	42	(33-9)
14 Trey Majette	5	(3-2)
3 Trey King	4	(3-1)
13 Jaxon Pate	4	(3-1)

CENTER FIELD:

6 Ace Williamson	27	(20-7)
13 Jaxon Pate	24	(19-5)
5 Luke Williams	4	(3-1)

RIGHT FIELD:

34 Greg LaChance	21	(16-5)
13 Jaxon Pate	21	(16-5)
3 Trey King	9	(7-2)
14 Trey Majette	4	(3-1)

DESIGNATED HITTER:

7 Brady Thomas	39	(28-11)
4 Sam Richardson	10	(8-2)
10 Grayson Ashe	3	(3-0)
23 Orlando Pena	2	(2-0)
34 Greg LaChance	1	(1-0)

Reached Base Streaks Longest Current

1 Caleb Johnson	26	3
8 Matthew Cash	20	6
3 Trey King	18	18
2 Cooper Blausler	17	1
13 Jaxon Pate	17	2
10 Grayson Ashe	16	2
5 Luke Williams	15	1
34 Greg LaChance	10	1
7 Brady Thomas	10	9
23 Orlando Pena	10	-
6 Ace Williamson	8	-
14 Trey Majette	3	3
4 Sam Richardson	3	1
19 Cade Miles	1	-
30 Ryan Stevens	1	-
12 Evan Williams	1	-

LEADOFF:

13 Jaxon Pate	42	(32-10)
3 Trey King	13	(10-3)

2ND SPOT:

1 Caleb Johnson	31	(22-9)
3 Trey King	8	(8-0)
2 Cooper Blausler	6	(5-1)
34 Greg LaChance	4	(3-1)
13 Jaxon Pate	2	(2-0)
5 Luke Williams	2	(1-1)
8 Matthew Cash	1	(1-0)
23 Orlando Pena	1	(0-1)

3RD SPOT:

2 Cooper Blausler	34	(27-7)
7 Brady Thomas	9	(6-3)
3 Trey King	8	(5-3)
10 Grayson Ashe	2	(2-0)
4 Sam Richardson	1	(1-0)
13 Jaxon Pate	1	(1-0)

CLEANUP:

7 Brady Thomas	25	(19-6)
10 Grayson Ashe	23	(18-5)
8 Matthew Cash	5	(3-2)
30 Ryan Stevens	1	(1-0)
4 Sam Richardson	1	(1-0)

5TH SPOT:

10 Grayson Ashe	28	(20-8)
7 Brady Thomas	7	(5-2)
23 Orlando Pena	4	(3-1)
13 Jaxon Pate	4	(3-1)
8 Matthew Cash	4	(3-1)
3 Trey King	3	(3-0)
4 Sam Richardson	2	(2-0)
5 Luke Williams	1	(1-0)
34 Greg LaChance	1	(1-0)
2 Cooper Blausler	1	(1-0)

6TH SPOT:

3 Trey King	13	(8-5)
5 Luke Williams	11	(11-0)
8 Matthew Cash	10	(7-3)
2 Cooper Blausler	7	(4-3)
23 Orlando Pena	7	(7-0)
4 Sam Richardson	2	(2-0)
34 Greg LaChance	2	(1-1)
30 Ryan Stevens	1	(1-0)
13 Jaxon Pate	1	(1-0)
1 Caleb Johnson	1	(0-1)

7TH SPOT:

5 Luke Williams	15	(10-5)
8 Matthew Cash	8	(8-0)
3 Trey King	7	(5-2)
34 Greg LaChance	5	(5-0)
4 Sam Richardson	5	(4-1)
2 Cooper Blausler	4	(2-2)
14 Trey Majette	3	(2-1)
1 Caleb Johnson	3	(3-0)
7 Brady Thomas	2	(1-1)
23 Orlando Pena	2	(1-1)
6 Ace Williamson	1	(1-0)

8TH SPOT:

23 Orlando Pena	9	(7-2)
34 Greg LaChance	8	(6-2)
5 Luke Williams	7	(5-2)
8 Matthew Cash	7	(6-1)

 JAX STATE CALEB JOHNSON INF SR S/R 6'2 190 Phenix City, Ala.	 JAX STATE COOPER BLAUSER INF R-JR R/R 6'1 185 Alpharetta, Ga.	 JAX STATE TREY KING INF JR L/R 6'2 190 Peachtree City, Ga.	 JAX STATE SAM RICHARDSON OF SO R/R 6'1 220 Olive Branch, Miss.	 JAX STATE LUKE WILLIAMS OF JR L/R 6'0 190 Tuscaloosa, Ala.	 JAX STATE ACE WILLIAMSON OF SR L/R 6'1 180 Carrollton, Ga.	 JAX STATE BRADY THOMAS INF SR L/R 6'5 215 Brandon, Miss.	 JAX STATE MATTHEW CASH UTIL SO L/R 6'0 205 Centerville, Ala.
 JAX STATE COLTON HEGWOOD INF/OF R-SR R/R 6'0 170 Brandon, Miss.	 JAX STATE GRAYSON ASHE C R-JR R/R 6'0 188 Montgomery, Ala.	 JAX STATE STEVEN CASH LHP SR R/L 6'1 190 Centerville, Ala.	 JAX STATE EVAN WILLIAMS C SO L/R 6'4 220 Tuscaloosa, Ala.	 JAX STATE JAXON PATE INF R-FR L/R 5'11 180 Calhoun, Ga.	 JAX STATE TREY MAJETTE UTIL SO S/L 6'2 180 Lawrenceville, Ga.	 JAX STATE CHASE HORST LHP SR L/L 5'11 190 Lancaster, Pa.	 JAX STATE GRAYSON KNIGHT RHP SR R/R 6'4 230 Westfield, Ind.
 JAX STATE CADE MILES INF SO L/R 6'0 195 Decatur, Ala.	 JAX STATE BEAU BRYANS LHP SR L/L 6'0 200 Madison, Miss.	 JAX STATE ORLANDO PENA INF SR R/R 6'2 210 Jersey City, N.J.	 JAX STATE JUD FILES RHP JR R/R 6'2 200 Plantersville, Miss.	 JAX STATE RYAN GERAGHTY RHP JR R/R 6'1 200 Mundelein, Ill.	 JAX STATE TAYLOR WALDRON RHP JR R/R 6'2 200 Ottawa, Ill.	 JAX STATE JAMES SCISSUM RHP FR R/R 6'4 226 Attalla, Ala.	 JAX STATE RYAN STEVENS C JR R/R 5'10 210 Eureka, Mo.
 JAX STATE FISHER CANTRELL RHP SO R/R 6'5 185 Shiloh, Ga.	 JAX STATE OWEN ARNDT RHP SR R/R 6'3 195 Lewisburg, Pa.	 JAX STATE GREG LACHANCE INF/OF SR R/R 5'11 185 Whitby, Ontario, Canada	 JAX STATE JACKSON EVERS RHP JR L/L 6'3 210 Madison, Miss.	 JAX STATE JOSH SIBLEY LHP R-JR L/L 6'0 195 Sharpsburg, Ga.	 JAX STATE KARSON BONAPARTE RHP SR R/R 6'0 225 Lincoln, Ill.	 JAX STATE JAXSON DAVIS RHP SR R/R 6'4 230 Winchester, Ky.	 JAX STATE MADDOX MCDUGALL RHP SO R/R 6'0 180 Wesley Chapel, Fla.
 JAX STATE SAM SCHMIDT RHP JR R/R 6'0 195 Hoover, Ala.	 JAX STATE ELI PILLSBURY LHP SR L/L 6'2 200 Newburgh, Ind.	 JAX STATE CONNOR BROOKS RHP SR R/R 6'0 203 Brandon, Miss.	 JAX STATE JACKSON SLEEPER RHP SR R/R 6'7 225 Franklin, Tenn.	 JAX STATE SKYLAR HUTTO RHP JR R/R 6'4 200 Trinity, Ala.	 JAX STATE JAMES WILSON RHP R-JR R/R 6'4 225 Toronto, Canada	 JAX STATE HUNTER PUDLO RHP SR R/R 6'7 250 Antioch, Ill.	