

JSU

2021 FOOTBALL

#9/9 Jacksonville State (2-1, 0-0 AQ7) vs. UT Martin (2-1, 0-0 Ohio Valley)

Game 4 • September 25, 2021 • 3 p.m. CT • ESPN+
Burgess-Snow Field (24,000) • Jacksonville, Ala.



QUICK HITS

- The Gamecocks and Skyhawks will meet on the gridiron for the 43rd time this week and the 21st time in Jacksonville. JSU is 34-8 all-time against UTM and is 17-3 at home in the series.
- JSU has won 10 of the last 12 meetings with the Skyhawks, including a 37-20 win in Martin in March - the final OVC meeting between the two before JSU left to join the ASUN Conference. JSU has won the last nine meetings with UTM in Jacksonville, with the Skyhawks' last win at Burgess-Snow Field coming in 1987.
- The Gamecocks and Skyhawks meet as non-conference foes after the previous 18 meetings came as Ohio Valley Conference matchups. Before that, the two spent almost 20 years as rivals in the Gulf South Conference.
- Jacksonville State enters this week's game coming off a 27-24 win over North Alabama in the Gamecocks' home opener. JSU got two defensive touchdowns to pull ahead and then held off the Lions to earn its 16th-straight win in a home opener.
- Zerrick Cooper enters this week's game in second on the Gamecocks' career total offense list with 8,649 career yards. He trails Eli Jenkins (11,448 from 2013-16) at the top of that list.

THE GAMECOCKS BY THE NUMBERS

.761 - John Grass' career winning percentage as a head coach, eighth-highest among all active Div. I coaches and tied for first among active FCS coaches with at least 50 Div. I games.

3 - FCS wins all-time against FBS opponents when trailing by 10 points at any time during the game. Two of those were by JSU (2020 at Ole Miss, 2021 at FSU). As of 9/12/21, that overall record is 2-661.

4 - Wins over FBS programs for Jacksonville State since 2010, tied for the second-most of any FCS program during that stretch.

5 - Rushes of 20 yards or longer against the JSU defense in the last 15 games (417 total carries).

5 - Defensive touchdowns by the Gamecocks since the start of the 2020 season (3 in 2020, 2 in 2021), the most by any FCS team during that stretch (SF Austin is second with four).

18 - Consecutive seasons at .500 or better by the Gamecocks after securing a winning record in 2020, tied with James Madison for the longest active streak in the FCS.

63 - Career passing touchdowns by Zerrick Cooper, passing Ed Lett (61 from 1979-82) for the most in school history.

70 - Wins by John Grass in his eighth season as Jacksonville State's head football coach, fourth-most in JSU history behind Don Salls (95), Jack Crowe (87) and Bill Burgess (84).

100 - Yards on Malik Feaster's fumble return for a touchdown in JSU's win over North Alabama, the first 100-yard fumble return in FCS history, breaking the previous record of 99 (three times).

7,819 - Career passing yards by Zerrick Cooper, breaking Eli Jenkins (7,652 from 2013-16) school record to become JSU's all-time leading passer.

8,649 - Career yards of total offense by Zerrick Cooper, second all-time at JSU behind Eli Jenkins' school record of 11,448 from 2013-16.

20,992 - Fans in attendance for the Gamecocks' home opener against North Alabama on Sept. 18, the fifth largest FCS crowd this season and the fourth-largest in a game that wasn't played at a neutral site.

ON THE AIR



JSU Radio Network

Mike Parris, play-by-play
Ray Hammett, analyst



ESPN+

Mickey Shadrux, play-by-play
Gerhard Mathangani, analyst

JSU SPORTS INFORMATION

Associate AD/Football SID . . . Josh Underwood
..... underwood@jsu.edu; 256-782-5915; cell-256-453-0545

Assistant SID/Football SID . . . Daniel Porter
..... dporter2@jsu.edu; 256-782-5965; cell-205-907-5367

JSUGamecockSports.com

2021 SCHEDULES

Jacksonville State Gamecocks (2-1, 0-0 AQ7)

DATE	OPPONENT	TIME (CT)
SEPTEMBER (2-1)		
1	vs. UAB (ESPN)	L, 31-0
11	at Florida State (ACCN)	W, 20-17
18	NORTH ALABAMA (ESPN+)	W, 27-24
25	UT MARTIN (ESPN+)	3 pm
OCTOBER (0-0)		
2	*at Kennesaw State	2 pm
9	*STEPHEN F AUSTIN (ESPN+)	3 pm
23	*at Sam Houston	2 pm
30	*CENTRAL ARKANSAS (ESPN+)	1 pm
NOVEMBER (0-0)		
6	*ABILENE CHRISTIAN (ESPN+)	1 pm
13	*at Lamar	4 pm
20	*at Eastern Kentucky	1 pm

*- AQ7 Game

UT Martin Skyhawks (2-1, 0-0 OVC)

DATE	OPPONENT	TIME (CT)
SEPTEMBER (2-1)		
2	at Western Kentucky (ESPN+)	L, 59-21
11	SAMFORD (ESPN+)	W, 33-27
18	at Northwestern State (ESPN+)	W, 35-10
25	at Jacksonville State (ESPN+)	3 pm
OCTOBER (0-0)		
9	*MURRAY STATE (ESPN+)	2 PM
16	*at Eastern Illinois (ESPN+)	2 pm
23	*SOUTHEAST MISSOURI (ESPN+)	2 pm
30	*AUSTIN PEAY (ESPN+)	2 pm
NOVEMBER (0-0)		
6	*TENNESSEE STATE (ESPN3)	2 pm
13	*at Tennessee Tech (ESPN+)	1:30 pm
20	*at Southeast Missouri (ESPN+)	1 pm

*- Ohio Valley Conference Game

MEET THE TEAMS

Jacksonville State

Record	2-1, 0-0 AQ7/ASUN-WAC Challenge
Ranking	9th in Stats Perform Top 25 9th in AFCA Coaches Poll
Last Game	Sept. 18 vs. North Alabama Won, 27-24
Head Coach	John Grass (Jacksonville State, '90)
Career Record	70-22/8th year
JSU Record	70-22/8th year
Grass vs. UTM	6-1
vs. Simpson	6-1
JSU vs. UTM	34-8



UT Martin

Record	2-1, 0-0 Ohio Valley Conference
Ranking	NR in Stats Perform Top 25 RV in AFCA Coaches Poll
Last Game	September 18 at Northwestern State Won, 35-10
Head Coach	Jason Simpson (Southern Miss, '95)
Career Record	92-78/16th year
UTM Record	92-78/16th year
vs. JSU	4-11
vs. Grass	1-6



OVC CHAMPIONS • 2003 • 2004 • 2011 • 2014 • 2015 • 2016 • 2017 • 2018 • 2020

UTM Week Schedule

(Schedule subject to change)

20 Monday Practice 4 p.m.	21 Tuesday Grass Weekly Presser 11 a.m. - Zoom Please contact Josh Underwood (underwood@jsu.edu) for access. Practice 4 p.m.	22 Wednesday Practice 4 p.m. No Player Availability	23 Thursday Practice 4 p.m. No Player Availability	24 Friday Walk Through TBA No Player Availability	25 Saturday Game Day JSU vs UNA JSU Stadium 6 p.m. CT Post Game Coach Grass and Players will be available on postgame Zoom link	26 Sunday Off Day No Player Availability
---	--	--	---	--	--	--

JACKSONVILLE STATE SPORTS INFORMATION

MEDIA POLICIES

PRESS CONFERENCE

John Grass' weekly press availability will be done virtually via Zoom for the 2021 season. He will be available on Tuesday at 11 a.m. Any media wishing to access Coach Grass' press conference should contact Associate AD for Media Relations Josh Underwood (underwood@jsu.edu) for the link to join. Select players will also be on hand during the press conference. If a specific player is needed, contact Josh Underwood by Sunday to make arrangements for the interview.

JOHN GRASS ON THE WEB

Media members can watch John Grass' full press conference each week. The video will be uploaded by 4 p.m. CT on Tuesdays at JSUGamecockSports.com.

PRESS CONFERENCE TRANSCRIPTIONS

Transcriptions of John Grass' weekly press conferences are available by 4 p.m. each Tuesday on the athletic web site at JSUGamecockSports.com.

COACHES INTERVIEWS

Outside his regular Tuesday press conference, the best time for Coach Grass interviews is between 10-12 p.m. until Wednesday. Please contact the JSU SID office to make specific arrangements.

PLAYER INTERVIEWS

If at all possible, player interviews need to be conducted during Monday's weekly press conference.



@JSUGamecockFB
@Coach_Grass
#JSUGamecocks

facebook.com/JSUGamecocks
instagram/JSUGamecocks
Snapchat/JSUGamecocks

GAMECOCKS SPORTS INFORMATION

JSU SPORTS INFORMATION STAFF

The Jacksonville State Sports Information offices are located on the third floor of Pete Mathews Coliseum.



JOSH UNDERWOOD

Associate AD
FB Contact
underwood@jsu.edu
Office: 256-782-5915
Cell: 256-453-0545
@josh_underwood1



DANIEL PORTER

Assistant SID
FB Contact
dporter2@jsu.edu
Office: 256-782-5965
Cell: 205-907-5367
@DPORT3R



TONY SCHMIDT

Assistant SID
aschmidt@jsu.edu



WYATT HALL

Assistant SID
wdhall@jsu.edu

THE COACHES

Jacksonville State Head Coach John Grass

John Grass has a 70-22 record in his eighth season as JSU's head coach, the best 92-game start in JSU history. He is 47-7 in conference play, posting a 47-7 record in his seven years in the OVC before moving to the ASUN.

Grass' unprecedented start to his collegiate head coaching career has seen the 1990 JSU graduate win six OVC titles in seven years, while also becoming the first person to claim the **Roy Kidd** OVC Coach of the Year Award outright in three-straight seasons. He is also the first FCS coach to be named the AFCA's Region Coach of the Year in five-straight seasons and was the first Gamecock in Division I to be voted the AFCA's National Coach of the Year in 2015.

He served as JSU's offensive coordinator on **Bill Clark's** staff in 2013 before being promoted to the head coach after one season.

Prior to coming to JSU in 2013, **Grass** was head coach at Oxford (Ala.) High School from 2008-2012, where he posted five straight winning seasons and a 41-16 record. He also served as head coach at Spain Park from 2006-07, where he was named the 2007 AHSAA Class 6A Coach of the Year. He also was the head coach at Moody High School (2003-05), Albertville High School (2002-03) and Ashville High School (1995-99).

UT Martin Head Coach Jason Simpson

Jason Simpson has an 92-78 record in his 16th season at Tennessee-Martin, ranking him in a tie for the fifth-winningest coach in Ohio Valley Conference football history. He is 4-11 vs. Jacksonville State in his career.

Simpson served as Jacksonville State's passing game coordinator for three seasons, from 1997-99, under **Mike Williams**. He joined the Skyhawks in 2006 after spending two seasons as the offensive coordinator at Chattanooga, and he led UTM to a 9-3 record and a 6-1 mark to tie for the OVC Championship in his first season.

Simpson coached at Texas State from 2000-03, where he coached quarterbacks, receivers and served as the team's recruiting coordinator before moving to UTC. The Ellisville, Miss., native signed as a quarterback with Mississippi State and played two seasons and also played baseball for **Ron Polk** at State before transferring to Southern Miss in 1992, where he was a two-time all-conference selection in baseball and was team captain his senior season.

SERIES HISTORY

JACKSONVILLE STATE - UT MARTIN SERIES RESULTS (JSU leads, 34-8, 17-5 in Martin, 17-3 in Jacksonville)

JSU vs. UTM GAME-BY-GAME STATISTICS

Date	Site	Result	JSU Rushing				Passing				Total		Off.	UTM Rushing				Passing				Total		Off.
			FD	No	Yds	TD	C-A-I	Yds	TD	No	Yds	FD	No	Yds	TD	C-A-I	Yds	TD	No	Yds	FD	No	Yds	TD
3/14/21	Martin	W, 37-20	23	53	212	2	11-20-0	215	3	73	427	20	20	29	1	24-43-0	252	1	63	281				
11/2/19	Martin	L, 17-22	23	34	103	1	18-38-1	269	1	72	372	15	29	125	1	18-32-0	245	1	61	370				
11/3/18	Jacksonville	W, 21-14	19	35	134	0	18-33-1	180	1	68	314	17	29	140	0	21-32-1	256	2	61	396				
11/11/17	Martin	W, 14-7	20	46	197	2	8-15-0	92	0	61	289	14	30	48	0	13-23-0	128	1	53	176				
11/19/16	Jacksonville	W, 33-7	17	44	202	4	7-16-1	104	0	60	306	22	34	126	0	17-45-4	192	1	79	318				
9/26/15	Martin	W, 48-41	28	53	286	4	18-29-0	269	3	82	555	27	22	64	0	34-49-1	433	4	71	497				
10/4/14	Jacksonville	W, 38-14	26	59	284	2	19-30-0	213	3	89	497	13	30	123	1	13-37-2	93	0	67	216				
10/5/13	Martin	W, 41-27	18	41	212	3	14-25-0	226	2	66	438	28	44	123	1	31-48-1	370	2	92	493				
11/3/12	Martin	L, 49-47	32	41	192	1	17-36-0	323	6	77	515	32	43	209	0	28-44-0	402	7	87	611				
9/1/11	Jacksonville	W, 24-23	23	34	150	1	23-36-1	325	2	70	475	19	39	111	1	14-2-0	189	1	66	300				
10/6/10	Martin	W, 30-20	12	38	172	1	8-19-1	95	3	57	267	22	28	89	0	31-50-1	338	3	78	427				
10/3/09	Jacksonville	W, 52-7	21	37	201	1	19-22-0	244	4	59	455	12	39	109	1	17-29-3	115	0	68	224				
10/23/08	Martin (ESPNU)	L, 30-31	18	35	179	2	14-29-0	261	2	64	440	21	40	218	2	15-24-0	275	2	64	493				
10/4/07	Jacksonville	W, 27-24	19	44	179	1	15-29-0	277	1	73	406	18	39	149	1	12-25-1	285	2	64	429				
9/23/06	Martin	L, 14-24	8	31	91	1	7-25-1	130	1	56	221	17	53	169	1	7-16-0	94	1	69	263				
10/15/05	Jacksonville	W, 37-17	20	48	274	4	6-16-1	79	1	64	353	21	46	198	2	17-31-5	163	0	77	361				
10/9/04	Martin	W, 59-24	23	49	266	5	10-23-0	226	2	72	492	11	27	78	1	18-40-2	165	1	67	243				
10/11/03	Jacksonville	W, 34-24	19	54	444	4	7-16-0	65	1	70	509	26	28	69	0	44-65-2	369	3	93	438				
10/20/90	Martin	W, 21-7	17	52	267	-	6-16-1	128	-	68	368	16	25	58	-	29-51-0	381	-	76	410				
10/21/89	Jacksonville	W, 63-0																						
10/22/88	Martin	L, 24-31																						
10/31/87	Jacksonville	L, 17-28																						
11/1/86	Martin	W, 30-20																						
11/2/85	Jacksonville	W, 19-13																						
11/6/84	Martin	W, 23-16																						
11/5/83	Jacksonville	W, 31-19	18	47	238	3	8-21-1	153	1	68	391	14	38	145	0	13-29-3	156	1	67	301				
11/6/82	Martin	W, 41-13																						
11/14/81	Jacksonville	W, 44-7																						
11/8/80	Martin	W, 19-14																						
9/22/79	Jacksonville	L, 14-15																						
9/23/78	Martin	W, 44-15																						
9/24/77	Jacksonville	W, 36-13	17	57	111	1	16-29-0	151	1	86	262	11	54	154	1	3-10-0	51	0	64	205				
9/25/76	Martin	W, 24-3																						
10/18/75	Jacksonville	W, 11-3	11	54	232	2	1-10-1	5	0	64	242	9	52	122	0	10-18-1	75	0	70	197				
9/28/74	Martin	W, 17-0																						
9/22/73	Jacksonville	W, 50-7																						
9/23/72	Martin	W, 20-6																						
10/30/71	Jacksonville	W, 30-10	23	63	309	1	6-20-4	72	1	43	381	12	48	93	2	4-16-1	58	0	64	151				
10/10/70	Martin	W, 16-14																						
10/11/69	Jacksonville	W, 22-20																						
10/5/68	Martin	W, 16-12																						
10/7/67	Jacksonville	L, 0-38																						

Tale of the Tape: Here is a statistical comparison of both JSU and UTM from their 2021 stats:

	Jax State	UTM
Rushing Offense	129.7	233.7
Passing Offense	142.0	198.7
TOTAL OFFENSE	271.7	432.3
Rushing Defense	164.0	106.7
Passing Defense	265.7	314.7
TOTAL DEFENSE	429.7	421.3
Scoring Offense	15.7	29.7
Scoring Defense	24.0	32.0

Grass In Uncharted Fields

JSU head coach **John Grass** has found himself in a territory not many coaches have ever gone. His 70-22 record is the best start in JSU history by a head coach and one of the best starts to an FCS career by any coach.

Grass became the first coach in FCS history to go 16-0 in his first two years of conference play to start his coaching career and has improved that start to 47-7 in league play.

Grass: One Of Top Winning Percentages Among Active Division I Coaches (Min. 50 D-I games)

Coch. Current School	Seasons	Record	Pct.
Lincoln Riley, Oklahoma	5th	48-8	.857
Dabo Swinney, Clemson	14th	142-34	.807
Nick Saban, Alabama	26th	259-65-1	.798
Kirby Smart, Georgia	6th	55-14	.797
Chris Klieman, Kansas State	9th	87-24	.784
Lance Leipold, Kansas	14th	147-41	.782
Jimbo Fisher, Texas A&M	11th	112-33	.772
John Grass, Jacksonville State	8th	70-22	.761
Brian Bohannon, Kennesaw State	7th	54-17	.761
Curt Cignetti, James Madison	11th	91-29	.758
Bryan Harsin, Auburn	9th	78-25	.757
Dale Lindsey, San Diego	9th	68-24	.739
K.C. Keeler, Sam Houston	28th	245-95-1	.720

Gamecocks Getting Offensive

Jacksonville State finished 2015 ranked fourth nationally in total offense after being ranked fourth in 2014. The Gamecocks put together another top-20 season in 2016 at 20th. JSU has had 600 yards of total offense nine times since John Grass took over as head coach, twice as many as it had in school history before the 2014 season. Here's a list of the Gamecocks 600-plus yards of total offense games in the school's Division I history:

Yards	Opponent	Date	Rush Yds/Pass Yds
1. 655	vs Austin Peay	Nov. 1, 2014	416 rush/239 pass
2. 654	vs. Mississippi Valley State	Sept. 8, 2018	366 rush/288 pass
3. 652	vs Murray State	Sept. 28, 2013	318 rush/334 pass
4. 646	vs Samford	Nov. 6, 2004	453 rush/193 pass
5. 640	vs Chattanooga	Dec. 5, 2015	432 rush/208 pass
6. 639	vs Sam Houston State	Dec. 19, 2015	360 rush/279 pass
7. 637	at Eastern Kentucky	Oct. 6, 2018	353 rush/284 pass
8. 630	vs West Alabama	Sept. 20, 2014	336 rush/294 pass
9. 628	at Murray State	Sept. 28, 2014	382 rush/246 pass
10. 619	at Tennessee Tech	Oct. 17, 2015	341 rush/278 pass
11. 617	vs Southeast Missouri	Nov. 14, 2015	399 rush/218 pass
12. 612	at Southeast Missouri	Nov. 22, 2014	372 rush/245 pass
13. 609	vs Eastern Kentucky	Nov. 5, 2011	309 rush/300 pass
14. 606	vs Nicholls State	Sept. 25, 1999	150 rush/456 pass

JSU vs. the ASUN/AQ7

Before joining the ASUN prior to the 2021 season, Jacksonville State had faced all but one of the four other members of the ASUN's Original Five football members and two of the four WAC schools that JSU will compete against for the 2021 AQ7 Automatic Bid. Jax State is **44-38-3** all-time versus teams from the AQ7. In the 18 previous seasons in the OVC, the Gamecocks were **111-31** in league play. Below is a series breakdown against the AQ7.

Team	Record
Abilene Christian	0-0
Central Arkansas	0-0
Eastern Kentucky	10-7
Kennesaw State	0-2
Lamar	0-0
North Alabama	28-18-3
Sam Houston	5-5
Stephen F Austin	1-6
TOTAL	44-38-3

JSU's Longest Plays In the ASUN Conference (2021-present)

Rush: 38, Ron Wiggins vs North Ala. (9/18/2021)

Rush TD: 8, Matthew Caldwell vs North Ala. (9/18/2021)

Pass: 59, D Philyaw-Johnson from Zerrick Cooper vs Florida St. (9/11/2021)

Pass TD: 59, D Philyaw-Johnson from Zerrick Cooper vs Florida St. (9/11/2021)

Punt Return: 7, Quan Charleston vs UAB (9/1/2021)

Kick Return: 25, Yul Gowdy vs Florida St. (9/11/2021)

Int. Return: 39, Jaylen Swain vs North Ala. (9/18/2021)

Fumble Return: 100, Malik Feaster vs North Ala. (9/18/2021)

Blocked FG Ret: N/A

Punt: 61, Jack Dawson vs UAB (9/1/2021)

Field Goal: 46, Alen Karajic vs North Ala. (9/18/2021)

JSU Dominated The OVC Before Leaving

Before joining the OVC prior to the 2003 season, Jacksonville State had faced only four teams from the Ohio Valley Conference. After an 18-year stay in the league, Jax State is now 141-46-8 all-time versus teams from the Ohio Valley Conference. During their 18-year tenure in the OVC, the Gamecocks were 111-31 against the league..

Team	Record
Austin Peay	20-8-3
Eastern Illinois	12-6
Eastern Kentucky	10-7
Murray State	17-2
SE Missouri State	19-6
Tennessee-Martin	34-8
Tennessee State	13-2
Tennessee Tech	17-7
TOTAL	141-46-8

Feaster Gets 1st 100-yard Fumble Return in FCS History

Malik Feaster's 100-yard fumble return for a touchdown in the second quarter of JSU's 27-24 win over North Alabama on Sept. 18 broke several records. It broke Eugene Griep's school record for the longest fumble return of 98 yards against Delta State in 1962 and broke the FCS record for longest fumble return. The previous mark was 99 yards held by three players.

JSU Defense Scoring Points

Jacksonville State's defense scored three defensive touchdowns in the 2020-21 season and already has two in 2021, giving them an FCS-best five in the past two seasons.

The Gamecocks's three defensive TDs last season

were one behind Central Arkansas and Murray State for the FCS lead, while their two in 2021 are one behind Stephen F Austin for the lead among FCS schools.

JSU's five defensive TDs since the start of the 2020 season are one ahead of SFA for the most in the FCS during that span.

JSU Among FCS Leaders In Fumble Recoveries

The Gamecock defense recovered nine fumbles in the 2020-21 season, the most by an OVC school and the fourth-most in the nation during the season.

So far in 2021, the Gamecocks have recovered four fumbles, first in the ASUN and seventh nationally.

FSU Crowd The Largest To Ever See JSU Win

The 60,198 fans in attendance at Bobby Bowden Field at Doak Campbell Stadium on Sept. 11, 2021 was the seventh largest crowd to ever see a Jacksonville State team play. It was the largest crowd, however, to see the Gamecocks win, surpassing the 55,768 fans that saw JSU beat Ole Miss on Sept. 4, 2010 in Oxford, Miss.

Cooper to Philyaw-Johnson A Rare Feat In FBS Games

When **Zerrick Cooper** connected with **Damond Philyaw-Johnson** for JSU's game-winning 59-yard touchdown strike to beat Florida State on Sept. 11, it was the longest game-winning touchdown pass as time expired in an FBS game since Florida's 63-yarder to beat Tennessee on Sept. 16, 2017. It was also the No. 1 play on Sportscenter's Top Plays following the game.

JSU Holds Two of Only Three 10-Point FCS Comebacks vs FBS

In over 660 instances in college football history, an FBS team has led an FCS opponent by more than 10 points and only three times have they lost the game. The first two of those three losses came to JSU, who rallied from 21 points down to beat Ole Miss in 2010 and from 10 points down to beat Florida State in 2021. One week after the FSU win, Northern Arizona overcame a 13-0 deficit to beat Arizona. The FBS is now 676-3 against FCS teams when leading by 10 at any point in the game.

JSU Among FBS Winners in 2021

Jacksonville State's 20-17 win over Florida State on Sept. 11, 2021 was one of 10 FCS wins over the FBS during the 2021 season. Below are the FCs wins over FBS schools this season:

Date	FCS Team	Score	FBS Team
9/2	UC Davis	19-17	Tulsa
	Eastern Wash.	35-33 (2OT)	UNLV
9/3	South Dakota St.	42-23	Colorado St
9/4	Holy Cross	38-28	UConn
	Montana	13-7	Washington
	East Tennessee St.	23-3	Vanderbilt
9/11	Duquesne	28-26	Ohio
	Jacksonville St.	20-17 . Florida State	
9/18	UIW	42-34	Texas State
	Northern Arizona	21-19	Arizona

JSU vs. RANKED FCS FOES

Since joining Division I in 1995, JSU is 35-45 vs. ranked FCS foes and 16-8 under John Grass.

Year	Opponent	Result
1995	#4 Troy State	L, 35-7
1996	#9 SF Austin	L, 42-10
1996	#4 Troy State	L, 31-21
1996	#7 at SW Mo. St.	L, 34-9
1997	at #2 Troy State	L, 49-0
1997	#11 McNeese St.	L, 27-6
1997	at #13 SF Austin	L, 41-15
1997	#15 Nicholls State	L, 16-14
1997	#24 SW Missouri	L, 47-42
1998	at #1 McNeese St.	L, 30-14
1998	#3 Ga. Southern	L, 51-32
1998	#9 NW State	L, 53-36
1998	#14 Troy State	L, 31-7
1999	#3 Ga. Southern	L, 51-14
1999	at #22 SF Austin	L, 33-16
1999	at #6 Troy State	L, 35-16
2000	at #22 McNeese	L, 28-0
2000	#10 NW State	W, 28-24
2000	#3 Troy State	L, 28-0
2001	at #23 SF Austin	L, 44-37
2001	#21 SW Texas	W, 38-17
2001	at #15 NW State	L, 42-17

2001	at #18 Sam Houston	L, 55-30
2001	#11 McNeese State	L, 31-21
2002	#2 McNeese State	L, 28-22
2002	#3 Northwestern State	W, 19-10
2002	#4 Georgia Southern	L, 41-3
2003	at #8 Western Kentucky	L, 45-7
2004	at #2 Furman	L, 49-7
2005	#2 Furman	L, 37-35
2005	#22 Eastern Illinois	L, 10-6
2006	at #5 Furman	L, 17-13
2006	at #17 Eastern Illinois	L, 28-24
2007	#25 Eastern Illinois	L, 36-23
2008	at #16 Eastern Illinois	W, 23-10
2008	#15 Tennessee State	W, 26-21
2009	#24 Eastern Illinois	L, 28-20
2010	#7 Southeast Missouri	W, 29-27
2010	#6 Wofford	L, 17-14
2011	at #23 Chattanooga	L, 38-17
2011	#19 Tennessee Tech	L, 22-14
2012	at #21 Eastern Ky	L, 51-21
2012	#17 Tennessee State	W, 31-28
2013	at #22 UT Martin	W, 41-27
2013	#23 Tennessee State	L, 31-15
2013	at #2 Eastern Illinois	L, 52-14
2013	#16 Samford	W, 55-14
2013	at #6 McNeese State	W, 31-10
2013	at #2 Eastern Washington	L, 37-24
2014	at #13 Chattanooga	ot-W, 26-23

2014	at #25 Tennessee State	W, 27-20
2014	at #15 Eastern Kentucky	W, 20-6
2014	#19 Sam Houston State	L, 37-26
2015	at #8 Chattanooga	W, 23-20
2015	#13 Eastern Kentucky	W, 34-0
2015	#7 Chattanooga	W, 41-35-OT
2015	#7 Charleston Southern	W, 58-38
2015	#6 Sam Houston State	W, 62-10
2015	vs #2 North Dakota State (Frisco)	L, 37-10
2016	#17 Coastal Carolina	W, 27-26
2016	#22 Eastern Illinois	W, 47-14
2016	#12 Youngstown State	L, 40-24
2017	#12 Chattanooga	W, 27-13
2017	#16 Liberty	W, 31-10
2017	#16 Kennesaw State	L, 17-7
2018	#14 North Carolina A&T	L, 20-17
2018	at #2 Kennesaw State	L, 60-52 - 5OT
2018	#21 East Tennessee State	W, 34-27
2018	#12 Maine	L, 55-27
2019	#4 Eastern Washington	W, 49-45
2020	#23 Tennessee Tech	W, 27-10
2020	at #16 Murray State	W, 28-14
2020	#5 Delaware	L, 20-14

Walk Off Wins

Jacksonville State's improbable game winning 59-yard hail mary from **Zerrick Cooper** to **Damond Philyaw-Johnson** that beat Florida State with no time on the clock on Sept. 11, 2021, was the Gamecocks first winning play with no time on the clock in regulation since **Griffin Thomas** made a 37-yard field goal as time expired against Chattanooga on Sept. 8, 2012. It was JSU's first game winning touchdown with no time left in regulation since **JeDarius Issac** found **Patrick Plott** from 42 yards away to beat Western Illinois on Nov. 11, 1995.

JSU Gets ASUN's First FBS Win

The inception of ASUN Football in 2021 will surely see its share of firsts for the new football conference. Jacksonville State claimed one of those on Sept. 11, when the Gamecocks claimed the ASUN's first win over an FBS team with a 20-17 win over Florida State in Tallahassee, Fla.

Giant Slayers

Jacksonville State has now won two games vs. FBS foes in the past two seasons and has won a total of four games vs. FBS teams since 2010, beating Florida State in 2021, FIU in 2020, Georgia State in 2013 and Ole Miss in 2010. Since 2010, JSU is tied with Eastern Washington and Liberty for the second-most FBS wins with four apiece, while North Dakota State has the most since 2010 with five.

JSU Opens With Two FBS Foes

The Gamecocks open the 2021 season with back-to-back games against FBS opponents, the first time since 2009, when they started the season at Georgia Tech and Florida State, respectively. It is the second-straight season with two FBS opponents after JSU traveled to FSU and FIU in the fall of 2020. JSU has now played multiple FBS opponents in a season six times:

1996 (UAB, NE Louisiana), 2001 (Arkansas State, Troy), 2009 (Ga Tech, FSU), 2012 (Arkansas, Florida), 2020 (FSU, FIU) and 2021 (UAB, FSU).

Gamecocks Part of AQ7 For 2021

While the three new ASUN football schools – JSU, Eastern Kentucky and Central Arkansas – play through a transition year before ASUN Football is in full form in 2022, the trio will compete in a unique setup for the 2021 season.

They will join four schools in transition to the WAC – Sam Houston, Stephen F Austin, Abilene Christian and Lamar – to create what will be called the AQ7 and provide the seven schools an automatic qualifier to play for in the 2021 FCS Playoffs.

Welcome to the ASUN

Jacksonville State, Eastern Kentucky and Central Arkansas announced in January of 2021 that they would be making an immediate move to the ASUN Conference, returning to its first Division I conference when the Gamecocks moved to Division I in 1995. The Gamecocks officially rejoined the league on July 1, 2021 and are playing their first season back in the league in 2021-22.

The ASUN didn't sponsor football the first time JSU was in the league, meaning this fall is the first time that all of JSU's sports are under the ASUN umbrella. After a year of transition, JSU, ECU and UCA will be joined by North Alabama, Kennesaw State and Austin Peay to play for the league's first automatic bid in 2022.

Gamecock Football on the Airwaves

The anchor of the Gamecock Football Network is the JSU campus station WLJS-FM 91.9 and can reach a worldwide audience on the Internet at www.JSUGamecockSports.com. Radio veteran **Mike Parris** is in his 39th season calling play-by-play and former Gamecock and longtime analyst **Ray Hammett** is back in the booth providing color.

JSU Network Affiliates

WLJS-FM 91.9 (Jacksonville State University)
WKXX-FM 102.9 (Gadsden/Boaz/Albertville/Huntsville)
WVOK-FM 97.9 (Oxford/Anniston/Talladega)
WRBZ-FM 95.5 (Montgomery)
WFAZ-FM 90.9 (Goodwater)
WJHO-FM 89.7 (Alexander City)

JSU Wins OVC In Spring Schedule

On August 14, 2020, the Ohio Valley Conference announced the fall competition and championships in the sports of football, men's and women's cross country, women's soccer and women's volleyball is postponed due to the concerns and uncertainty surrounding the COVID-19 pandemic.

The decision also included the fall competitive schedules for men's and women's golf and men's and women's tennis as well as the non-traditional competition seasons for baseball and softball.

The league did decide to allow its football programs to play up to four non-conference games in the fall, with JSU, Eastern Kentucky, Austin Peay and Southeast Missouri being the only of the nine football-playing schools opting to play in the fall. ECU opted out of the spring slate in order to play a full schedule of non-conference games in the fall.

JSU IN THE 2021 ASUN/NCAA TEAM STATS

(Through Games on 9/18/21)

	ASUN	NCAA
3rd Down Efficiency (.325)	3	77
3rd Down Eff. Defense (.474)	3	101
4th Down Efficiency (.667)	1	32
4th Down Eff. Defense (.000)	1	1
Blocked Kicks (0)		
Blocked Punts (0)		
Completion Pct. (.489)	3	113
Defensive TDs (2)	1	2
Fewest Penalties Per Game (10.0)	3	117
Fewest Penalty Yds Per Game (86.0) ..	3	117
1st Downs (47)	3	66
1st Downs Def. (65)	2	93
Fumbles Lost (1)	2	27
Fumbles Recovered (4)	1	7
Kickoff Return Defense (17.0)	1	33
Kickoff Returns (23.67)	3	25
Net Punting (35.89)	1	57
Passes Had Intercepted (1)	1	22
Passes Intercepted (2)	2	48
Passing Offense (142.0)	3	97
Passing Yards Allowed (265.7)	3	95
Punt Return Defense (9.67)	2	78
Punt Returns (7.0)	2	45
Red Zone Defense (0.800)	2	39
Red Zone Offense (.600)	3	102
Rushing Defense (164.0)	3	70
Rushing Offense (129.7)	1	65
Sacks Allowed (1.67)	2	53
Scoring Defense (24.0)	1	42
Scoring Offense (15.7)	3	96
Tackles for Loss Allowed (4.00)	1	11
Team Pass Eff. (92.81)	3	110
Team Pass Eff. Def (155.17)	3	99
Team Sacks (1.33)	2	76
Team Tackles for loss (5.0)	2	73
Time of Poss (28.54)	3	83
Total Defense (429.7)	3	89
Total Offense (271.7)	3	97
Turnover Margin (1.33)	1	15
Turnovers Gained (6)	1	23
Turnovers Lost (2)	1	20
Winning Percentage (.667)	1	20



The Last Time JSU had an Overall Record of...

0-1	2021	5-0	2010
0-2	2009	5-1	2020
0-3	2005	5-2	2019
0-4	1996	5-3	2019
0-5	1996	5-4	2012
0-6	1939	5-5	2002
0-7	1939	5-6	2002
0-8	1931		
0-9	1931	6-0	2010
0-10	never	6-1	2020
		6-2	2018
1-0	2017	6-3	2019
1-1	2021	6-4	2019
1-2	2012	6-5	2019
1-3	2007	6-6	2019
1-4	2005		
1-5	1999	7-0	2010
1-6	1999	7-1	2020
1-7	1999	7-2	2020
1-8	1999	7-3	2009
1-9	1999	7-4	2011
1-10	1999		
		8-0	2010
2-0	2013	8-1	2017
2-1	2021	8-2	2020
2-2	2012	8-3	2018
2-3	2007	8-4	2003
2-4	2005		
2-5	2000	9-0	1991
2-6	1952	9-1	2017
		9-2	2020
3-0	2013	9-3	2018
3-1	2020	9-4	2018
3-2	2019		
3-3	2012	10-0	1991
3-4	2006	10-1	2017
3-5	2000	10-2	2020
3-6	1993	10-3	2020
3-7	1993		
		11-0	1991
4-0	2013	11-1	2015
4-1	2020	11-2	1977
4-2	2019	11-3	2013
4-3	2012	11-4	2013
4-4	2006		
4-5	2002	12-0	1991
4-6	2000	12-1	2015
4-7	1994		
		13-0	1989
		13-1	2015
		13-2	2015

Two seasons in 2020-21

If the 2020-21 season seemed like two seasons, it's because it was. The Gamecocks played four non-conference games in the fall, one of just a few FCS teams to do so, and then played a full Ohio Valley Conference schedule in the spring.

After going 3-1 in the fall and 6-1 in the spring schedule, the Gamecocks won the OVC title and advanced to the FCS Playoffs as the No. 4 National Seed. They advanced to the Quarterfinals and finished the season with a 10-3 record. JSU's 11 regular season games tied The Citadel for the most regular season games by an FCS team last season, while the 13 total games tied national champion Sam Houston for the most played by any team.

Comeback Gamecocks Keep on Winning

Jacksonville State has 50 come-from-behind wins since the start of the 2010 season and rallied for four come-from-behind wins in 2015. In 2016, JSU had three come-from-behind wins and two in 2017. In 2018, JSU had four come-from-behind wins and the Gamecocks had four in 2019 and four in 2020. The Gamecocks have two come-from-behind win in 2021. Speaking of come-from-behind wins for the Gamecocks, 14 of those wins have occurred in the final 1:16 or less.

Grass Off To A Hot Start

Jacksonville State head coach **John Grass** is off to a hot start in his collegiate head coaching career. The 1990 graduate of JSU is 70-22 through his first 92 games as the Gamecocks' head man, extending the best start by a head coach in JSU history. Here are the first 92 games of all of JSU's head coaches that coached at least 92 games:

Coach	1st year	1st 92 games
John Grass	2014	70-22
Jack Crowe	2000	50-42
Bill Burgess	1985	66-23-3
Don Salls	1946	62-24-6

Grass Fastest JSU Coach To 70 Wins

With the Gamecocks' 24-17 win over North Alabama on Oct. 17, 2020, head coach **John Grass** earned his 60th win in just 79 games on the JSU sideline. In his eighth season at the helm of the Gamecocks, **Grass** earned his 70th win in his 92nd game, also against UNA, on Sept. 18, 2021. Grass is the fastest coach to reach 60 wins and also the fastest to 70 win in school history. He is only the fifth coach in JSU history to win 50 games and only the fourth to reach the 60 and 70 wins marks, joining **Don Salls** (95), **Jack Crowe** (87) and **Bill Burgess** (84).

Sun Sets on JSU's Time in OVC

With their joining the ASUN Conference for the 2021-22 academic year, the Gamecocks move on from what was an impressive and dominant 18-year sting in the Ohio Valley Conference – especially on the football field. JSU won its ninth OVC football crown and its sixth in the past seven seasons in the spring of 2021. JSU's nine title are the fourth-most of any team in league history and makes the Gamecocks the only team to win the championship in at least 50 percent of its seasons in the league.

Overall in JSU's 18-year stay in the OVC, the Gamecocks had a dominant run in the OVC that saw them win 81 conference championship trophies. They also made over 50 trips to NCAA postseason play, honored hundreds of all-conference players and dozens of All-Americans.

Football enjoyed a great deal of that success, winning nine titles – six in the last seven seasons. The Gamecocks' 111-30 (.847) all-time record in OVC games is the highest of any program in league history that played more than one season. Their 152-64 (.704) overall record since 2003 is also the highest of any league member during its tenure in the conference.

Harper Headlines JSU's Preseason All-ASUN Honors; JSU Picked 3rd in AQ7

Eight Jacksonville State student-athletes were named to the ASUN Preseason Football All-Conference Team, led by safety **Nicario Harper** being voted the league's Preseason Defensive Player of the Year by the ASUN head coaches and sports information directors.

The Gamecocks were picked to finish third in the Preseason ASUN/WAC AQ& Coaches Poll. The ASUN/WAC AQ7 combines the three members of the ASUN – JSU, Central Arkansas and Eastern Kentucky – and four members of the Western Athletic Conference – Abilene Christian, Lamar, Sam Houston and Stephen F. Austin – that are partnering for an automatic qualifying bid during their transition year of 2021.

Jacksonville State's 2021 Preseason All-ASUN Players

Offense

Tylan Grable - Offensive Lineman
Cam Hill - Offensive Lineman
Josh Samuel - Running Back

Defense

DJ Coleman - Defensive End
Nicario Harper - Safety
Jaylen Swain - Outside Linebacker
Marshall Clark - Linebacker

Specialists

Jack Dawson - Punter

Cooper on Walter Payton Award Watch List

Jacksonville State redshirt-senior quarterback **Zerrick Cooper** has been named to the preseason watch list for the Walter Payton Award, given annually to the top offensive player in the FCS. Cooper made the initial list that was released in August. It included 35 FCS football standouts from across the nation, including last year's winner, **Cole Kelley** of Southeastern Louisiana. Additional players can join the watch list throughout the regular season, leading up to a national media panel selecting the winner. First awarded in 1987, the Payton has watched past winners such as **Steve McNair**, **Tony Romo**, **Brian Westbrook**, **Jimmy Garoppolo**, **Cooper Kupp** and **Trey Lance** move on to the NFL.

The 6-foot-3 Gamecock signal caller returns for the 2021 fall season after injury kept him out of JSU's Ohio Valley Conference spring season. A 2020 pre-season All-American, **Cooper** started each of JSU's four fall contests and threw for 671 yards. His lone touchdown toss against North Alabama tied the school-record with 61 touchdown passes.

Gamecocks Place Two On Buck Buchanan Award Watch List

Jacksonville State's **DJ Coleman** and **Nicario Harper** were named to the Buck Buchanan Award watch list for the top defensive player in FCS football.

The initial list includes 35 defensive standouts from across the nation. Additional players can join during the season and a panel of national media representatives will select the winner following the year. **Harper** was a finalist for the award last season, and again makes the early watch list as one of 12 players at defensive secondary positions. Among linemen, **Coleman** is one of nine on the initial watch list.

The Gamecocks have one previous winner of the award, when defensive end **Darius Jackson** won the honor after the 2017 season.

Gamecocks Score Quickly vs Davidson

In Jacksonville's First Round win over Davidson on April 24, 2021, the Gamecocks had a pair of quick scores in the second quarter. **Zion Webb** ran in from one yard out with 40 seconds left in the first half and then **Demarco Price** fell on a pooch kick on the ensuing kickoff. The next play was a 22-yard touchdown pass from **Webb** to **Michael Pettway** that put JSU up 28-7 at the half.

The seven-second gap between scores was the shortest time between offensive scores in school history, with the previous record of 14 seconds happening twice.

JSU Wins Ninth OVC Title and 24th Conference Championship

With its win over Murray State on April 11, Jacksonville State won its 24th conference football championship in school history and the ninth OVC title. JSU also won the OVC title in 2003, 2004, 2011, 2014, 2015, 2016, 2017 and 2018. JSU is also making its 20th NCAA Playoff Appearance, which will also mark the school's 10th appearance in the postseason since the Gamecocks joined the OVC in 2003. JSU has an all-time record of 22-18 in 40 NCAA playoff games.

JSU Limiting Big Plays

In the 2020-21 season, the Jacksonville State defense limited big plays by its opponents. During the Gamecocks' final 12 games, they only allowed 27 plays of 20 yards or longer in 800 total snaps by opposing offenses. JSU opponents had just three rushes of 20 yards or more in the final 12 games, despite attempting 407 rushes during that stretch.

Gamecocks Make 20th NCAA Playoff Appearance

In the spring of 2021, Jacksonville State made its 20th NCAA playoff appearance, its seventh in eight years in a row and its 10th since 2003. The Gamecocks have earned the Ohio Valley Conference's automatic bid by clinching the regular-season title in 2003, 2004, 2014, 2015, 2016, 2017, 2018 and 2020 (spring of 2021). In 2016, the Gamecocks earned the No. 3 overall national seed to earn a first-round bye for the fourth time since 2010. JSU has an all-time record of 22-19 in 41 NCAA playoff games. JSU is 7-10 in 17 FCS playoff games, claiming two wins in 2013 when the team advanced to the FCS quarterfinals and going 3-1 in the 2015 postseason, advancing to the National Championship Game. JSU has advanced to the quarterfinals three times since 2013 (2013, 2015 and 2020).

The sixth-straight appearance in 2018 broke the school record for consecutive years in the postseason (five from 1988-92).

Holding Them Under 100

Opposing offenses have had a hard time running the ball against the Gamecocks defense the last several seasons. In the 2020-21 season, the Gamecocks held nine of their foes under 100 yards on the ground, passing the 2017 and 2016 teams (eight each) for the most in a single season in school history.

Twenty-three of JSU's last 45 regular-season opponents have failed to reach the 100-yard mark, with 13 of those gaining less than 50 yards on the ground.

Current Gamecocks that have claimed OVC or ASUN Player of the Week Honors:

2018 - OVC

Sept. 2	Zerrick Cooper	Newcomer
Sept. 30	Zerrick Cooper	Offensive
	Zerrick Cooper	Newcomer
Oct. 28	Zerrick Cooper	Newcomer
Nov. 18	Zerrick Cooper	Offensive
	Zerrick Cooper	Newcomer

2019 - OVC

Sept. 8	Zerrick Cooper	Offensive
Sept. 15	Zerrick Cooper	Offensive
Oct. 6	Zerrick Cooper	Offensive

2020 (Spring of 2021) - OVC

March 1	Nicario Harper	Defensive
March 8	Zion Webb	Offensive
April 6	Zion Webb	Offensive
April 13	Zion Webb	Offensive
	Nicario Harper	Newcomer

2021 - ASUN

Sept. 13	Zerrick Cooper	Offensive
	Jack Dawson	Special Teams
Sept. 20	Malik Feaster	Defensive
	Alen Karajic	Special Teams

NATIONAL PLAYERS OF THE WEEK

Oct. 1, 2018 - STATS

Zerrick Cooper, Offensive Hon. Mention

Oct. 8, 2018 - STATS

Zion Webb, Freshman Hon. Mention

Sept. 7, 2019 - College FB Performance Awards

Zerrick Cooper, Hon. Mention

Oct. 26, 2020 - STATS

Josh Samuel, National POTW



JSU Career Games-Starts

Player	GP-GS
Marco Baker	11-0
Markail Benton	16-7
Sean Brown	3-3
Treylen Brown	18-1
Zack Cangelosi	19-16
Quan Charleston	30-4
Marshall Clark	32-17
DJ Coleman	39-27
Zerrick Cooper	31-31
Jack Dawson	12-11
Jacob Dennison	2-0
Diceson Duck	1-0
Ahmad Edwards	28-11
Malik Feaster	33-17
Kolbi Fuqua	10-9
Lemuel Gordon	15-9
Tylan Grable	28-13
Yessman Green	6-1
Yul Gowdy	34-31
Laletia Hale	15-1
Jackson Hall	2-0
Chris Hardie	16-3
Nicario Harper	15-14
Jeremiah Harris	35-11
Braydon Hill	14-3
Cam Hill	30-20
Kyle Holt	15-2
Nahum Horton	21-0
Javarius Hoskins	11-0
Pat Jackson	14-1
Leeshoen Jarrett	3-0
Jamari Jemison	7-3
Jacob Jenkins	13-1
Brevyn Jones	1-0
Jayson Jones	12-1
Alen Karajic	16-16
Craig Kinsey	2-0
Matt LaRoche	1-0
Jackson Luttrell	25-5
PJ Mixon	19-15
Isaiah Montgomery	8-0
Cade Nayadley	4-0
Anthony Nesby	23-8
Jasperlynn Peacock	1-0
Thomas Peterson	16-16
Michael Pettway	12-5
Hudson Petty	15-2
Damond Philyaw-Johnson	3-0
Demarco Price	9-0
Dave Russell III	25-12
Josh Samuel	16-11
Ricky Samuel	10-2
Umstead Sanders	16-16
Ye'Majesty Sanders	29-23
Amon Scarbrough	2-0
Michael Shaddix	38-22
Tyrese Slocum	38-8
George Steele	30-10
Jaylen Swain	15-0
Stevonte Tullis	38-9
Zion Webb	28-9
Josh Wegener	16-13
Tristan Wells	16-0
Dacorrion West	24-4
Uriah West	31-6
Ron Wiggins	3-0
Deco Wilson	11-1

Gamecocks Grab 8th-Straight All-OVC QB

When **Zerrick Cooper** was named the OVC's First Team All-Conference Quarterback in 2018, it made JSU the first team in conference history to have the First Team QB for five-straight seasons. **Eli Jenkins** won the honor from 2014-16, while **Bryant Horn** was the 2017 recipient. **Cooper** was the Second Team QB in 2019 and **Zion Webb** was First Team in the 2020-21 season, making it eight-straight years that the Gamecocks' signal caller earned all-conference honors.

Year	Quarterback	All-OVC Team
2013	Max Shortell	Second Team
2014	Eli Jenkins	First Team
2015	Eli Jenkins	First Team
2016	Eli Jenkins	First Team
2017	Bryant Horn	First Team
2018	Zerrick Cooper	First Team
2019	Zerrick Cooper	Second Team
2020	Zion Webb	First Team

JSU Plays 400th game at the Snow

The Gamecocks' 21-3 win over Southeast Missouri on March 21, 2021 was the 400th Jacksonville State football game played at Burgess-Snow Field at JSU Stadium. Since the Gamecocks' home stadium opened in 1946, JSU is an impressive 291-104-8 (.732) in the venue.

Samuel & West Were Top FCS RB Duo in '20

Jacksonville State running backs **Josh Samuel** and **Uriah West** were one of the top running back duos in the FCS during the 2020-21 season. **Samuel** finished the season ranked fourth nationally with 773 yards, while **West** was 13th with 687 yards, making them the top rushing duo in the nation in terms of total yards.

West Gets 100, Again

Junior running back **Uriah West** now has two 100-yard rushing games in his career and both came in back-to-back games. The native of Douglasville, Ga., had 116 at Florida International in the final game of the fall and then ran for 106 against Tennessee Tech in the Spring opener. He is the first Gamecock with back-to-back 100-yard rushing games since **Roc Thomas** had 102 at Tennessee Tech and then 135 at Austin Peay in 2017.

Webb Takes Over vs FIU

When starting quarterback **Zerrick Cooper** went down with a leg injury early in the Gamecocks' Oct. 23, 2020 game at Florida International, junior **Zion Webb** stepped in and led the Gamecocks to a 19-10 win, the first JSU win over an FBS school since 2013. **Webb** was 12-for-17 for 103 passing yards and ran for another 15 yards in leading JSU to the win.

Gamecocks Played 11 Games in 2020-21 Regular Season

Jacksonville State was one of 17 FCS programs that opted to play nonconference games in the fall of 2020 and played a total of 11 games between four in the fall and seven last spring. That was the second-most games of all FCS behind The Citadel, who played four in the fall and have eight scheduled this spring. JSU's 13 total games tied FCS Champion Sam Houston for the most in the FCS.

Cooper Breaks

Career Passing Yds & Passing TDs Records

Senior **Zerrick Cooper** has become both JSU's career passing yards and passing touchdowns record holder and broke both marks during JSU's 20-17 win at Florida State on Sept. 11, 2021. Below are JSU's Top 5 in each category:

Career Passing Yards

1. Zerrick Cooper (2018-A)	7,819
2. Eli Jenkins (2013-16)	7,652
3. Ed Lett (1979-82)	7,145
4. Montressa Kirby (1995-98)	6,587
5. Reggie Stancil (1999-02)	5,182

Career Passing Touchdowns

1. Zerrick Cooper (2018-A)	63
2. Ed Lett (1979-82)	61
3. Eli Jenkins (2013-16)	47
4. Montressa Kirby (1995-98)	43
5. Ryan Perrilloux (2008-09)	42

Cooper Climbing JSU's Total Offense List

Senior quarterback **Zerrick Cooper** has now gained 8,649 yards of total offense in his JSU career, second all-time and just the ninth player in school history to reach the 5,000-yard mark, fifth to record 6,000, third to gain 7,000 and second to get 8,000. Below is the Top 10 in JSU history in Total Offense:

JSU Career Total Offense Leaders

1. Eli Jenkins (2013-16)	11,448
2. Zerrick Cooper (2018-A)	8,649
3. Montressa Kirby (1995-98)	7,688
4. Ed Lett (1979-82)	6,774
5. Reggie Stancil (1999-02)	6,276
6. Ryan Perrilloux (2008-09)	5,479
7. David Gullledge (1987-90)	5,339
8. Maurice Mullins (2002-05)	5,138
9. Marques Ivory (2008-12)	5,084
10. David Coffey (1983-86)	4,920

FIU Can't Move The Chains Against JSU

In Jacksonville State's 19-10 win over Florida International on Oct. 23 of last season, the Gamecocks limited the Panthers to just six first downs. It was the first time a JSU opponent failed to gain 10 first downs in a game since Eastern Kentucky had eight on Oct. 6, 2018 and the fewest by a JSU opponent since EKU gained six on Sept. 30, 2006.

Pair of 100-Yard Rushers at FIU

In Jacksonville State's 19-10 win over Florida International on Oct. 23, 2020, two Gamecocks ran for over 100 yards. **Josh Samuel's** 163 yards were the most by a Gamecock since **Troyaine Pope's** 181 against Sam Houston State on Dec. 19, 2015, and **Uriah West** added 116 yards, himself. It was the first time JSU's had a 100-yard rusher in 17 games (**Jalen Greene's** 121 yards vs. East Tennessee State on Nov. 24, 2018) and the first time that two Gamecocks have run for 100 yards in a game since Nov. 16, 2017 against Tennessee State (**Bryant Horn**, 148 & **Roc Thomas**, 105).

Scoop-And-Score JSU's First Since 2013

When redshirt sophomore **Nicario Harper** picked up a Mercer fumble and returned it 64 yards for a touchdown on Oct. 10, 2020, it was Jacksonville State's first fumble return for a score since **Rob Gray's** one-yard return against Samford on Nov. 30, 2013 in the first round of the FCS Playoffs. **Harper's** 64-yard return was also the fifth-longest in school history.

First Time Starters in 2021 Season

Two Gamecocks made their first career start in the season opener against UAB, both on offense: TE **Sean Brown** and WR **PJ Wells**. Against Florida State, three players made their first career start: RB **Pat Jackson**, OL **Treylen Brown** and SAF **Yessman Green**.

The North Alabama Game saw SAF **Deco Wilson** and QB **Matthew Caldwell** make their first career start.

JSU at FSU Happened Sooner Than Planned

The Gamecocks and Seminoles were planning on squaring off on the gridiron for the third time, but they weren't planning to play that meeting in 2020. The two had their game scheduled at Doak Campbell Stadium on Sept. 11, 2021, that was announced in February, 2020. After COVID-19 altered the 2020 schedules, the two schools agreed to another game last season. JSU was FSU's lone non-conference game in its 11-game 2020 schedule, while FSU was the Gamecocks' opener in their four-game fall slate. The meeting in 2021 was still played and JSU won, 20-17 on a 59-yard touchdown pass from **Zerrick Cooper** to **Damond Philyaw-Johnson** with no time remaining..

Cooper Chases Own TD Passes Record

Quarterback **Zerrick Cooper** threw 32 touchdown passes in 2018, breaking the school's single-season touchdown passes record, and he chased that record in 2019. Below are the top single-season performances in school history.

JSU Single-Season TD Pass Leaders

1. Zerrick Cooper, 2018	32
2. Zerrick Cooper, 2019	28
3. Ryan Perrilloux, 2009	23
4. Ed Lett, 1982	22
5. Eli Jenkins, 2015	21

Record-breaking GPAs

Even though COVID-19 pushed the Gamecocks off of the playing field and out of the classroom during the spring of 2020, it didn't push them from focusing on their academic work. JSU's campus shifted to a virtual model midway through the spring, but the Gamecocks boasted a program-record 3.209 GPA in the spring and a 3.012 for the 2019-20 academic year. The JSU Athletic Department held a department-wide GPA of 3.477 in the spring and a 3.310 for the 2019-20 year. They kept it going in the 2020-21 academic year, when they posted a cumulative 3.256 GPA over the fall and spring semesters.

Cooper Holds JSU's Top Two

Single-Season Passing Marks

Quarterback **Zerrick Cooper** threw for 3,416 passing yards in 2018, the most in a season in JSU history, breaking **Montressa Kirby's** school record of 2,817 yards in 1997. It also made him the first player in school history to pass for 3,000 yards in a season. In 2019, he posted the second 3,000-yard season in school history and was just 12 yards away from his own record with 3,093. Here are JSU's Top five single-season passing totals:

Player	Year	Passing Yds.
1. Zerrick Cooper	2018	3,416
2. Zerrick Cooper	2019	3,404
3. Montressa Kirby	1997	2,817
4. Eli Jenkins	2015	2,788
5. Ed Lett	1982	2,484

Zerrick Tosses 3 TDS In 5-Straight Games

In 2019, then-junior Quarterback **Zerrick Cooper** threw three touchdown passes in five consecutive games against Eastern Washington on Sept. 14, North Alabama on Sept. 21, Austin Peay on Sept. 28, Tennessee State on Oct. 5 and at Eastern Illinois on Oct. 12. He becomes the first Gamecock to ever accomplish that feat one week after becoming the first to throw three touchdowns in four-straight games in 10 years. **Ryan Perrilloux** was the last JSU player to throw at least three TDs in four-straight games: at Murray State on Oct. 10, 2009 (3); vs UT Martin on Oct. 3, 2009 (4); at Nicholls State on Sept. 26, 2009 (4); at Alabama A&M on Sept. 19, 2009 (3).

Cooper Among Nation's Best Passers in 2019

In 2019, JSU quarterback **Zerrick Cooper** was among the best passers in the nation in several categories:

Category	Cooper	FCS Rank
Total Offense	310.3	7th
Pts Responsible For	204	11th
Pass Yds/Game	283.7	13th
Pass TDs	28	13th
Pass Yds	3,404	14th

Gamecocks Dominated the OVC Under Grass

In order to win five-straight outright Ohio Valley Conference championships and six in seven years, Jacksonville State had to put together quite the stretch of dominant play against league foes. JSU became the first team to post four-straight unbeaten seasons in OVC play, going 8-0 in 2014, 8-0 in 2015, 7-0 in 2016 and 8-0 in 2017. The Gamecocks went 7-1 in 2018, suffering their first conference loss under **John Grass** and snapping a 36-game conference win streak that was the second-longest in FCS history. Under **Grass**, JSU was 47-7 in OVC play and won six outright titles in **Grass's** seven seasons at the helm.

Coop Getting JSU Into the End Zone

Quarterback **Zerrick Cooper** accounted for four touchdowns in back-to-back games against Chattanooga and Eastern Washington in 2019, the first Gamecock to do so since **Ryan Perrilloux** on Sept. 19 and Sept. 26, 2009 - 10 years prior. **Cooper** threw for two and ran for two against Chattanooga on Sept. 7 and the threw for three and ran for one against Eastern Washington on Sept. 14.

Winning Is the Norm for JSU Football

With its 10-3 record in the 2020-21 season, Jacksonville State secured its 18th-straight season with at least a .500 record. The streak of 18-straight seasons at .500 or better is tied with James Madison for the longest active streak in FCS football. It is also the longest such stretch in school history. JSU had nine-straight winning seasons from 1970-1978. Since the modern era of JSU football began in 1947, Jax State has posted 48 winning seasons. Here's a list of FCS teams with active consecutive seasons at .500 or better:

Team	Streak	2021
Jacksonville State	18*	2-1
James Madison	18*	3-0
Eastern Washington	13*	3-0
North Dakota State	10*	3-0
Sam Houston	10*	2-0

All Games on ESPN Platform Again

The 2021 season will mark the third-straight season where all of JSU's games will be carried on the ESPN family of Networks, thanks to the ASUN's agreement with ESPN.

In 2019, JSU played all of its games on the ESPN family of networks for the first time in program history. Thanks to the Ohio Valley Conference's ESPN+ package that debuted in 2018, JSU played nine games on ESPN+ and three games on ESPN3 as the OVC Game of the Week.

In the fall of 2020, all four games were available on ESPN3 or ESPN+, while the Florida State game was carried on the ACC Network's Regional Sports Affiliates. All seven OVC games in the spring were streamed on ESPN+.

Two Named To Senior Bowl Watch List

Two members of the JSU Football Team were named to the 2022 Reese's Senior Bowl Watch List. Quarterback **Zerrick Cooper** and defensive end **DJ Coleman** were on the list. JSU has had five players participate in the game: **Dieter Brock** (1974), **Jesse Baker** (1979), **Sean Richardson** (1994), **Siran Neal** (2018) and **BJ Autry** (2019).

The 73rd annual Reese's Senior Bowl will be played at South Alabama's Hancock Whitney Stadium in Mobile, Alabama on February 5, 2022.

Grass Among FCS' Winningest Coaches

JSU head coach **John Grass** currently has the highest career winning percentage of any active FCS head coach with at least 50 career Division I games under his belt. **Grass'** .761 winning percentage (70-22) is the eighth-best among all Division I coaches with 50 or more games in Division I, but it's tied at the top among his peers at the FCS level. Here are the Top five active FCS coaches in career winning percentage:

Coach, Current School	Year	Career Record
1. John Grass, JSU	8th	69-22 .761
Brian Bohannon, KSU	7th	54-17 .761
3. Curt Cignetti, JMU	11th	91-29 .758
4. Dale Lindsey, San Diego	9th	68-24 .739
5. Adam Dorrel, ACU	11th	92-35 .724

Gamecocks Among Winningest in FCS Since 2010

Since the start of the 2010 season, Jacksonville State is among the best in the FCS in wins and winning percentage. Below are the FCS' top teams since the start of the 2010 season by total wins:

Team	W	L	Pct.
North Dakota St.	146	14	.913
Sam Houston St.	110	37	.748
Eastern Wash.	103	36	.741
James Madison	103	31	.769
Jacksonville St.	103	38	.730
South Dakota State	93	46	.669
San Diego	90	35	.720

JSU On The Tube

Jacksonville State is 125-66 (.654) in televised games in its football history, including a 2-1 record in 2021. JSU played just 10 televised games before moving up from Division II after the 1992 National Championship, and is 115-63 in televised games at the Division I level.

Big Play Gamecocks

Jacksonville State has been putting up some big numbers on the scoreboard over the last 15 years and they've used big plays to make it happen. In 2015, the Gamecocks had 129 plays of 20-yards or more, including 51 rushing, 44 passing and 34 by kick returns, fumble returns and interceptions. In 2016, JSU had 83 plays of 20-yards or more, including 28 rushing, 31 passing and 24 by kick returns, fumble returns and interceptions. 2017 saw JSU with 69 plays of 20-yards or more, including 23 rushing, 24 passing and 19 by kick returns, fumble returns and interceptions. In 2018, JSU had 115 of those plays, 30 rushing, 65 passing and 20 returns. In 2019, JSU had 75 of those plays, 10 rushing, 51 passing and 13 returns. In 2020, the Gamecocks had 64 of those plays, 16 rushing, 37 passing and 11 returns.

So far in 2021, JSU has 16 of those plays, 3 rushing, 6 passing and 7 returns.

Here's a year-by-year breakdown of plays 20 yards or longer since 2003:

Year	Rush	Pass	Kick/Fum/Int	TOTAL	Touchdowns
2003	29	18	22	69	14
2004	22	38	25	85	21
2005	20	20	22	62	11
2006	10	20	17	47	7
2007	13	24	36	73	9
2008	16	30	24	70	13
2009	12	35	29	76	25
2010	16	28	41	85	11
2011	13	21	24	58	13
2012	15	33	18	66	14
2013	31	39	35	105	19
2014	31	47	26	104	16
2015	51	44	34	129	31
2016	28	31	24	83	22
2017	23	24	19	66	18
2018	30	65	20	115	30
2019	10	51	13	75	15
2020	16	37	11	64	11
2021	3	6	7	16	4

Grass First To Win 5-Straight AFCA Region Honors

JSU head coach **John Grass** was named the AFCA Region Coach of the Year by his peers in 2018, the fifth-straight year that he received the honor. He earned the honor in each of his first five seasons as a college head coach and became the first FCS coach to win five-straight Region Coach of the Year honors. He tied two others for the second-most consecutive honors in the award's history across all divisions.

Grass was named the AFCA's National Coach of the Year in 2015, joining **Bill Burgess** (1992) as the only JSU coaches to win the national honor. He has been named the Roy Kidd OVC Coach of the Year three times (2014, 2015, 2016), becoming the first coach in league history to win that award outright in three-straight seasons.

Cooper Chasing Career Records

Despite having less than three full seasons under his belt before the 2021 season, senior quarterback **Zerrick Cooper** is climbing the JSU career record books:

Category	Cooper	Rank
Passing Yards	7,819	1st
Passing TDs	63	1st
Total Offense/Game	279.0	1st
Pass Yds/Game	252.2	1st
TDs Responsible For	80	2nd
Total Offense	8,649	2nd
Pass Completion Pct.	.594	7th
Yds/Pass	7.74	8th
Total Offense/Play	6.61	10th

Cooper Posted Two Of OVC's Top Total Offense Seasons

In 2018, quarterback **Zerrick Cooper** accounted for 3,782 (3,416 passing and 366 rushing), the sixth-best single-season total in Ohio Valley Conference history. In 2019, he posted the seventh-best with 3,724 yards (3,404 passing and 320 rushing). Below are the Top 10 Total Offense campaigns in OVC history:

YEAR	PLAYER	YARDS
2013	Jimmy Garoppolo (Eastern Illinois)	5,112
2015	Eli Jenkins (Jacksonville State)	3,949
2015	KD Humphries (Murray State)	3,831
2012	Jimmy Garoppolo (Eastern Illinois)	3,823
2012	Casey Brockman (Murray State)	3,802
2018	Zerrick Cooper (Jacksonville St)	3,782
2019	Zerrick Cooper (Jacksonville St)	3,724
2014	KD Humphries (Murray State)	3,678
2004	Ray Nelson (Samford)	3,606
2011	Casey Brockman (Murray State)	3,487

Cooper's Record-Breaking Night at SLU

In JSU's 2019 season opener at Southeastern Louisiana, quarterback **Zerrick Cooper** threw the ball as much as anyone in school history. The Jonesboro, Ga., native completed a school-record 40 passes (eight more than his previous school record of 32 at Kennesaw State in 2018) on 52 attempts, tied for the second-most in a game in school history.

His 414 passing yards were just the fourth 400-yard game in school history and his second (417 at Kennesaw State in 2018).

Cooper's 32 TDs in 2018 Ranked Among OVC's Best

Zerrick Cooper threw 32 touchdown passes in 2018, his first season at JSU. That number destroyed the previous JSU record of 23 set by **Ryan Perrilloux** in 2009 and was the third-most in a season in OVC history. Below are the Top five single-season TD passing marks in OVC history:

YEAR	PLAYER	TD'S
2013	Jimmy Garoppolo (Eastern Illinois)	53
2002	Tony Romo (Eastern Illinois)	34
2018	Zerrick Cooper (Jacksonville State)	32
2012	Jimmy Garoppolo (Eastern Illinois)	31
2012	Derek Carr (UT Martin)	31

Cooper Rewrites Single-Season Record Books In 2018

In his first season at JSU after transferring from Clemson following the 2017 campaign, **Zerrick Cooper** wasted no time in making a dent in the Gamecocks record books. His 2018 season could be the best in school history by a passer, and includes the school records for touchdown passes and passing yards. Here is where the Jonesboro, Ga., native ranked in JSU's single-season record books in 2018:

Category	Cooper	Rank
Passing Yards	3,416	1st
TD Passes	32	1st
Completions	251	1st
Total Offense/Game	290.9	1st
Passing Yds/Game	262.8	1st
Total Offense	3,782	2nd
Attempts	417	3rd

Gamecocks Chasing 5,000 Yards

The Jacksonville State offense gained 5,033 yards of total offense in 2019, the sixth-most in a season in school history and just the sixth 5,000-yard season in JSU history, all of which have come since 2013, when John Grass arrived on the staff. The 2020 team almost recorded the seventh, finishing the season with 4,993 yards. Below are the seasons in school history in which the Gamecocks have gained 5,000 yards of total offense:

Year	Total Yards
1. 2015	7,613
2. 2013	6,637
3. 2018	6,465
4. 2014	6,129
5. 2016	5,209
6. 2019	5,033
2020	4,993

Did you Know?

Jacksonville State is the **ONLY** school in the history of **NCAA** competition - to win NCAA National Championships in baseball, men's basketball and football at the Division II level. The Gamecocks won the Div. II title in football (1992), basketball (1985) and baseball (1990, 1991). Before Florida's 2017 College World Series win, JSU was the lone school at either the Division I or Division II levels to achieve the feat.

Cooper Has Record-Breaking Day vs KSU

Despite falling 60-52 in five overtimes at Kennesaw State on Nov. 17, 2018, quarterback **Zerrick Cooper** had quite the day in the JSU record books. The native of Jonesboro, Ga., became the school's single-season passing leader and broke the school record for touchdowns in a season, but he also made his mark in some other categories.

Here is what he did in the JSU single-game record book that day:

Category	Cooper	Rank
Passing Yds/Game	417	T2nd
Passing TDs/Game	4	T3rd
Completions/Game	32	1st
Pass Attempts/Game	52	2nd
Total Offense/Game	423	4th

Four Gamecocks Named Preseason All-Americans

Jacksonville State has seen four of its own honored as Preseason All-Americans by multiple outlets over the summer. Senior quarterback **Zerrick Cooper**, sophomore safety **Nicario Harper**, sophomore offensive lineman **Tylan Grable** and junior defensive end **DJ Coleman** have each received multiple Preseason All-America mentions leading up to the 2021 season:

STATS Preseason All-Americans

1st Team DB	Nicario Harper
2nd Team QB	Zerrick Cooper
2nd Team OL	Tylan Grable
2nd Team DE	DJ Coleman

HERO Sports Preseason All-Americans

2nd Team DB	Nicario Harper
3rd Team DE	DJ Coleman

Phil Steele Preseason All-Americans

1st Team DE	DJ Coleman
1st Team DB	Nicario Harper

JSU's Streak Second Longest in FCS History

The Gamecocks' 36-game OVC win streak that was snapped on Oct. 20, 2018 is the longest in OVC history and the second longest in FCS history. JSU passed ECU (26-straight OVC wins from 1992-95) for the OVC record, while Appalachian State (26-straight SoCon wins from 2007-10) were tied with ECU for the second-longest league streak in FCS history. Duquesne (39-straight Metro Atlantic wins from 1999-06) holds the FCS record. Below are all of the conference win streaks of at least 20 games in FCS history:

Team	League	Streak	When
Duquesne	Metro Atl	39	1999-2006
San Diego	Pioneer	39	2015-2020
Jacksonville State	OVC	36	2013-2018
Grambling State	SWAC	26	2015-2017
Eastern Kentucky	OVC	26	1992-1995
Appalachian State	Southern	26	2007-2010
Montana	Big Sky	25	1999-2002
South Carolina St	MEAC	21	2007-2010
James Madison	CAA	20	2014-2018
Pennsylvania	Ivy	20	2001-2004

Gamecocks Break Longest OVC Streak

JSU's 36-game win streak against OVC foes that ended on Oct. 20, 2018 is the longest by any OVC member in the league's history, breaking ECU's previous record of 26 from 1992-95. Below are the top 5 OVC streaks:

36	Jacksonville State (2013-2018)
26	Eastern Kentucky (1992-95)
22	Eastern Kentucky (1980-83)
19	Murray State (1995-97)
15	Middle Tennessee (1991-93)
15	Middle Tennessee (1956-58)

Running Backs Have Familiar Face

The Gamecocks have the same coaches at every position except two this year, but there's one on the staff that has been around for a while. Assistant Head Coach/Offensive Coordinator and running backs coach **Jimmy Ogle** is in his 22nd year on the JSU staff and his 21st-straight year coaching the JSU RBs.

Sharing the Wealth...

In 2020, a total of 14 different Gamecocks scored at least one of JSU's 47 TD's. In 2021, six players have combined to score at least one of the team's six touchdowns: **Josh Samuel** (1), **Matthew Caldwell** (1), **Ahmad Edwards** (1), **Damond Philyaw-Johnson** (1), **Malik Feaster** (1) and **Jaylen Swain** (1).

JSU's John Grass' Unprecedented OVC Start

JSU's **John Grass** led his team to the OVC Championship in his first year as a collegiate head coach. In doing so he became just the fifth OVC coach to lead his team to the title in his first season as a head coach, joining Austin Peay's **Boots Donnelly** (1977), UT Martin's **Jason Simpson** (2006), Eastern Kentucky's **Dean Hood** (2008) and Eastern Illinois' **Dino Babers** (2012). He and **Babers** are the only two coaches to win OVC crowns in each of their first two seasons, and Grass is the first to win the OVC crown in each of his first three seasons, much less in each of his first five seasons.

Grass was the first coach in league and FCS history to go unbeaten in league play in his first two seasons and extended that to his first four years. He posted a 47-7 record in OVC play as JSU's head man.

2016 LSU Crowd The Largest To See JSU Play

A crowd of 98,389 on Sept. 10, 2016 at LSU, was the largest crowd JSU has ever played in front of.

Top 15 Crowds to Watch Jax State

1. 98,389 at #21 LSU (Sept. 10, 2016)
2. 87,451 at #6 Auburn (Sept. 12, 2015)
3. 82,691 at Florida (Nov. 17, 2012)
4. 75,127 at #8 Michigan State (Aug. 29, 2014)
5. 71,420 at Florida State (Sept. 12, 2009)
6. 71,062 at Arkansas (Sept. 1, 2012)
7. 60,198 at Florida State (Sept. 11, 2021)
8. 55,768 at Ole Miss (Sept. 4, 2010)
9. 54,098 at Kentucky (Oct. 22, 2011)
10. 50,161 at Georgia Tech (Sept. 9, 2017)
11. 47,456 at Mississippi State (Sept. 14, 2002)
12. 46,131 at Georgia Tech (Sept. 5, 2009)
13. 45,706 at Georgia Tech (Aug. 28, 2008)
14. 38,635 at Mississippi State (Oct. 14, 2006)
15. 34,712 at Kansas (Sept. 20, 2003)

Gamecocks Running For 100

After JSU's 211 rushing yards vs. North Alabama on Sept. 18, the Gamecocks have now rushed for 100 yards in 83 of the 92 games since John Grass took over as head coach and in 13 of their last 14 games. JSU had run for 100 yards in 45-straight regular-season games vs. non-FBS foes until the 2018 season opener, when it hit failed to hit the mark in the FCS kickoff against North Carolina A&T.

Coop Tosses For 300 in First Game

In his Gamecock debut vs. North Carolina A&T in the 2018 season opener, quarterback **Zerrick Cooper** threw for 320 yards on 24-for-38 passing with two touchdowns. It was the 14th 300-yard passing game in JSU's Div. I history and was the 10th-most in a JSU Division I game. It was also the first 300-yard game since Oct. 31, 2015, when **Eli Jenkins** tossed for 324 against Eastern Kentucky. For his performance against a defense that was ranked fourth nationally the year before, **Cooper** earned the OVC Newcomer of the Week honor.

Gamecock Captains By Game in 2021

UAB: Tylan Grable, Nicario Harper

Florida State: DJ Coleman, Ahmad Edwards

North Alabama: Marshall Clark, Damond Philyaw-Johnson

The Flip of the Coin in 2021

Here is a game-by-game breakdown of the opening coin toss in 2021:

Game	Won	Decision	Result
UAB	UAB	Deferred	JSU Received
Florida State	JSU	Deferred	JSU Kicked
North Alabama	JSU	Deferred	JSU Kicked

Gamecocks Run For More Than 3,000 Often

The Gamecock offense ran for 4,829 yards in 2015, the most in a season in school history. Before **John Grass** took over the reigns as offensive coordinator in 2013, JSU had five 3,000-yard rushing seasons in school history, while his offense has passed that mark in four of his five seasons on campus. Below are JSU's 3,000-yard rushing seasons:

Team	Rush Yds
1. 2015*	4,839
2. 1991	3,857
3. 1992	3,797
4. 2013*	3,604
5. 1988	3,496
6. 1989	3,477
7. 2014*	3,424
8. 1990	3,213
9. 2016*	3,007

Gamecock 100-Yard Rushers Since 1995

Since moving to FCS in 1995, a total of 35 different Gamecocks have rushed for 100-yards or more in a game for a total of 138 times. Three current Gamecocks have a 100-yard game in their careers. Here's a list of JSU's career 100-yard rushers currently on the 2020 team:

Current 100-yard Gamecock Rushers

163	Josh Samuel at FIU (Oct. 23, 2020)
130	Josh Samuel at Eastern Illinois (April 3, 2021)
116	Uriah West at FIU (Oct. 23, 2020)
107	Josh Samuel vs North Alabama (Sept. 18, 2021)
106	Uriah West vs Tennessee Tech (Feb. 28, 2021)
100	Zion Webb at Eastern Kentucky (Oct. 6, 2018)

Career JSU 100-yard Rushing Games *Active player

19 - DaMarcus James

14 - Clay Green

13 - Troymaine Pope

12 - Eli Jenkins

9 - Roc Thomas, Rondy Rogers

8 - Washaun Ealey

7 - Oscar Bonds

6 - Kory Chapman, Daniel Jackson

4 - Miles Jones, Josh Clemons

3 - Calvin Middleton, *Josh Samuel

2 - *Uriah West, Roger Bell, Amel Jackson, Marcus Mitchell, Ryan Perrilloux, Jamal Young

1 - *Zion Webb, Jaelen Greene, Darius Barksdale, Herman Bell, Michael Davies, Tywone Dyson, Brandon George, Bryant Horn, Carlow James, Cedric Johnson, Montressa Kirby, Christian LeMay, Maurice Mullins, Demetric Thomas, Gabe Walton

30+ Points Equals a Win

Since 2000, Jax State is 109-12 when scoring 30 or more points in a game. JSU finished 8-0 in 2004 and won 16-straight games when scoring 30 or more points at one time before dropping a 37-35 loss to Furman in 2005. JSU is 67-3 at Burgess-Snow Field since joining the OVC in 2004 when putting up 30-plus points. The Gamecocks had won their last 43 games with at least 30 points on the scoreboard before their 60-52, 5-overtime loss at Kennesaw State on Nov. 17.

Grass Sets Record with 10 Regular-Season Wins in 2014; Matched Again in 2015, 2016 and 2017

First-year head coach **John Grass** finished the 2014 regular season with a 10-1 overall record to post the most wins by a JSU head coach in his debut season, passing the record of nine wins by **Bill Clark** (2013) and **Jim Fuller** (1977). **Fuller** finished with an 11-3 overall record, while **Clark** posted a 11-4 record in his inaugural season guiding the Gamecocks. Grass' team ended with a 10-2 record. **Grass** went 10-1 again in the 2015 regular season, with his only loss coming in overtime at #6 Auburn, the first time an FCS school has taken a ranked FBS foe into overtime. He then posted a 10-1 record in the 2016 regular season, with his only loss coming at LSU, while a loss to Georgia Tech was his only blemish in a 10-1 2017 regular season.

Sweet Home Jacksonville

"There's no place like home", the old saying goes and the Gamecocks can certainly attest to that. Since **JSU Stadium** opened in 1946, Jacksonville State has posted an incredible **291-104-8 (.732)** record at home. The stadium completed a \$47 million expansion in 2010. The new facility consists of seven stories, with the bottom four floors dedicated to nearly 400 dorm beds. The top three floors include 33 luxury skyboxes, a new press area, coaches booth, radio and television broadcast facilities, and a game management booth. The stadium now seats 24,000. New turf was installed just before the 2016 season and a new high-definition video board was debuted for the 2017 season.

In 2021, JSU announced a new addition to the stadium that will include a new football operations building to include training rooms, locker room, meeting areas and player lounge areas, as well as more suites on the north and west ends of the stadium. The project is scheduled to be complete in time for the 2023 season.

- The Gamecocks are 65-13 in their last 78 games at Burgess-Snow Field at JSU Stadium and 57-8 in their last 65 regular-season home games.

Grass' Offense Like No Other in JSU History

When **John Grass** took over as the Gamecocks' offensive coordinator in 2013, no JSU team had ever gained 5,000 yards in a season. That year, his offense amassed a then-school-record 6,637 yards. In his first season as head coach in 2014, when he also called the offensive plays, JSU racked up 6,129 yards in just 12 games, a school-record 510.8 yards per game – 68.2 yards per game more than the previous record held by the 2004 squad.

In 2015, the Gamecocks racked up 7,613 yards, most in school history by 976 yards over the previous record of 6,637 set in 2013.

The 2016 team also surpassed the 5,000-yard mark, gaining 5,209 yards in just 12 games.

In 2018, the Gamecocks gained 6,465 yards to reach the 6,000-yard mark for just the fourth time in school history.

In 2019, JSU averaged 419 yards per game and gained 5,003 yards over its 12 games. The 2020 team fell just short of the 5,000-yard mark with 4,993, a number that was the most by any team in FCS.

Gamecocks Gaining 300 Yards is The Norm

Since Jacksonville State joined the Ohio Valley Conference prior to the 2003 season, the JSU offense has rolled up some impressive offensive numbers. Since 2003, the Gamecocks have 110 games with at least 400 yards of total offense and 43 games with more than 500 yards. JSU set a school record with 655 yards of total offense against Austin Peay on Nov. 1, 2014. JSU had a school-record streak of 19-straight games with at least 400 yards of total offense snapped at Eastern Illinois on 11/7/15.

Year	300+	400+	500+	600+
2003	10	4	1	
2004	10	7	4	1
2005	10	1		
2006	7	2		
2007	5	2	1	
2008	8	7		
2009	10	6	2	
2010	9	3		
2011	9	5	1	1
2012	10	7	2	
2013	11	8	4	1
2014	11	11	6	4
2015	14	13	9	4
2016	12	7	4	
2017	9	4	1	
2018	13	12	6	2
2019	12	6	1	
2020	10	6	1	
2021	2			

TOTAL: 182 111 43 13

By comparison, here's the eight years prior to joining the OVC and since JSU joined the I-AA ranks:

Year	300+	400+	500+	600+
2002	6	1	0	0
2001	9	7	3	0
2000	6	1	0	0
1999	6	2	1	1
1998	7	2	0	0
1997	6	3	1	0
1996	4	0	0	0
1995	5	1	1	0
TOTAL:	49	17	6	1
FCS TOTAL:	231	128	49	14

Working Overtime

Since the NCAA established a tiebreaker system in 1995, Jax State is 8-7 in overtime contests and has won eight of the last 11. The Gamecocks have won the coin toss 10 times and chosen to play defense all 10 times.

Date	Opponent	OTs	Game Winning Play	Score
11/16/96	NE Louisiana	2	29-yd FG	28-31
10/16/99	McNeese St.	2	12-yd Pass	36-39
10/13/01	SF Austin	2	8-yd Pass	37-44
10/4/03	Murray St.	1	20-yd Pass	17-23
10/28/06	at Tenn. Tech	1	17-yd Pass	17-10
9/4/10	at Ole Miss	2	30-yd Pass (2-pt Con)	49-48
9/23/10	at Georgia St.	1	2-yd Rush	34-27
10/20/12	vs #17 Tenn St	1	44-yd FG	31-28
9/14/13	vs #22 UNA	2	20-yd FG	21-18
9/21/13	at Georgia St.	1	2-yd Rush	32-26
9/28/13	vs Murray St.	1	2-pt conversion	34-35
9/6/14	at #13 Chattanooga	1	13-yd Rush	26-23
9/12/15	at #6 Auburn	1	4-yd rush	20-27
12/5/15	#7 Chattanooga	1	14-yd rush	41-35
11/17/18	at #2 Kennesaw St	5	13-yd rush	52-60

Record Crowds Watching Gamecocks

Jax State has continued to draw large crowds, even during the limitations that COVID-19 put on stadium capacities in the 2020-21 season. JSU averaged 7,439 fans in 2020-21, second-most among all FCS schools and the most in an on-campus facility.

In 2015, JSU drew a school- and Ohio Valley Conference-record total of 164,781 fans to rank second nationally in average attendance. Since JSU expanded Burgess-Snow Field to its current 24,000-seat capacity in 2010, each of the last 10 seasons (except 2020-21 when full capacity wasn't allowed due to COVID-19) has been one of the top 10 in school history. Here are JSU's top attendance seasons:

Rank	Total (Games)	Average	Year
1.	164,781 (8)	20,598	2015
2.	123,030 (7)	17,576	2016
3.	110,695 (7)	15,841	2013
4.	110,328 (6)	18,388	2017
5.	103,977 (6)	17,329	2010
6.	117,800 (7)	16,829	2019
7.	101,421 (6)	16,904	2018
8.	93,439 (6)	15,573	2014
9.	86,128 (5)	17,226	2011
10.	80,032 (5)	16,006	2012

Piling In the Snow

In a strange 2020-21 season where everyone faces limited capacity, the Gamecocks found themselves among the top of the FCS in attendance once again. Over eight home games in 2015, the Gamecocks ranked second in the FCS in attendance, averaging 20,598 fans at Burgess-Snow Field. In 2016, JSU ranked seventh in average attendance per game with 17,576 fans per game. In 2017, JSU ranked sixth in average attendance with 18,388 per game. In 2018, JSU was seventh in the FCS in average attendance. In 2019, the Gamecocks ranked ninth in average attendance.

Below are the Top 10 attendance averages during the 2021 season in FCS:

School	Conference	Avg. Att.
1. Montana	Big Sky	25,238
2. James Madison	CAA	22,169
3. Jacksonville State	OVC	20,992
4. Montana State	Big Sky	19,452
5. Texas Southern	SWAC	18,297
6. Southern	SWAC	15,614
7. South Dakota State	MVFC	15,162
8. North Dakota State	MVFC	15,137
9. Eastern Kentucky	ASUN	14,173
10. Norfolk State	MEAC	14,012

Harper Named 2020-21 OVC Defensive POTY

16 Gamecocks Named All-OVC

After winning its ninth Ohio Valley Conference title and its sixth in the past seven years, the Jacksonville State football team had a league-high 16 players named to the OVC's All-Conference Teams in 2020-21.

Sophomore safety **Nicario Harper** headlines the Gamecocks' largest All-OVC class since 2017 as the league's Defensive Player of the Year. The Atlanta native is the Gamecocks' fourth OVC Defensive Player of the Year, joining **Devaunte Sigler** (2014) and **Darius Jackson** (2016 and 2017). He is the first JSU defensive back to win the award and the first from any school to win since 2007 (Eastern Kentucky's **Derrick Huff**).

Jacksonville State's 2021 All-OVC Players

First Team Offense

Trae Barry - Tight End
 Tylan Grable - Offensive Lineman
 Cam Hill - Offensive Lineman
 Zion Webb - Quarterback

First Team Defense

DJ Coleman - Defensive End
 Nicario Harper - Safety
 Jaylen Swain - Outside Linebacker

First Team Specialists

Michael Pettway - Kickoff Returner

Second Team Offense

Zack Cangelosi - Offensive Lineman
 Ahmad Edwards - Wide Receiver
 Josh Samuel - Running Back

Second Team Defense

Markail Benton - Linebacker
 Marshall Clark - Linebacker
 Lemuel Gordon - Defensive Tackle
 Jacquez Payton - Cornerback
 Umstead Sanders - Defensive End

Nail-Biting Finishes

The Gamecocks have **recorded 24 wins** in the final 2:00 of the game since moving to Division I the 1993 season. Here's a breakdown of each game:

Oct. 20, 1994 JSU 32, Northeast Louisiana 28

0:29 - Jermelle Pruitt 10-yard rush

Nov. 11, 1995 - JSU 32, Western Illinois 27

0:00 - JeDarius Issac 42-yard pass to Patrick Plott

Sept. 13, 1997 - JSU 28, Sam Houston State 21

0:49 - Montressa Kirby 13-yard pass to Ronald Bonner

Sept. 26, 1998 - JSU 21, Nicholls State 20

0:03 - Montressa Kirby 13-yard pass to Ronald Bonner

Aug. 31, 2002 - JSU 20, Alabama A&M 17

0:01 - Steven Lee 41-yard Field goal

Sept. 29, 2002 - JSU 35, Tennessee Tech 29

0:28 - Kory Chapman 7-yard rush

Sept. 28, 2004 - JSU 30, Eastern Kentucky 23

0:31 - Maurice Mullins 3-yard pass to Jarvis Houston

Oct. 28, 2006 - JSU 17, Tennessee Tech 10 (OT)

OT - Matt Hardin 17-yard pass to Taurean Rhetta

Oct. 4, 2007 - JSU 27, Tennessee-Martin 24

1:46 - Cedric Johnson 8-yard pass to Taurean Rhetta

Nov. 15, 2008 - JSU 26, Tennessee State 21

0:13 - Calvin Middleton 1-yard rush

Sept. 4, 2010 - JSU 49, Ole Miss 48

2 OT - Coty Blanchard 30-yard pass to Kevyn Cooper

Coty Blanchard 2-point conversion pass to Calvin Middleton

Sept. 11, 2010 - JSU 21, UT Chattanooga 17

1:16 - Marques Ivory 72-yard pass to James Shaw

Sept. 23, 2010 - JSU 34, Georgia State 28

OT - Marques Ivory 2-yard rush

Nov. 13, 2010 - JSU 29, Southeast Missouri State 27

0:11 - Marques Ivory 17-yard pass to Alan Bonner

Sept. 1, 2011 - JSU 24, UT Martin 23

0:38 - Calvin Middleton 4-yard run

Sept. 8, 2012 - JSU 27, UT Chattanooga 24

0:00 - Griffin Thomas 37-yard field goal

Oct. 20, 2012 - JSU 31, Tennessee State 28

OT - Griffin Thomas 44-yard field goal

Sept. 14, 2013 - JSU 24, North Alabama 21

2 OT - Griffin Thomas 20-yard field goal

Sept. 21, 2013 - JSU 32, Georgia State 26

OT - DaMarcus James 2-yard run

Sept. 6, 2014 - JSU 26, Chattanooga 23

OT - Eli Jenkins 13-yard run

Dec. 5, 2015 - JSU 41, Chattanooga 35

OT - Eli Jenkins 14-yard run

Nov. 3, 2018 - JSU 21, UT Martin 14

0:29 - Zerrick Cooper 43-yard pass to Jamari Hester

Sept. 14, 2019 - JSU 49, Eastern Washington 45

0:59 - Michael Matthews 1-yard run

Sept. 11, 2021 - JSU 20, Florida State 17

0:00 - Zerrick Cooper 59-yard pass to Damond Philyaw-Johnson



2021 JACKSONVILLE STATE FOOTBALL GAME NOTES

JSU IN THE POLLS

JSU IN THE FCS POLLS

Here is a look at Jacksonville State in the NCAA FCS football poll since 1995:

No. 24	October 17, 1995(TSN)
No. 24	October 24, 1995(TSN)
No. 22	October 26, 1998(TSN)
No. 22	November 2, 1998(TSN)
No. 24	November 9, 1998(TSN)
No. 24	November 16, 1998(TSN)
No. 25-t	September 25, 2001(CP)
No. 23	October 1, 2001(CP)
No. 20	October 8, 2001(CP)
No. 21	October 8, 2001(TSN)
No. 23	October 16, 2001(TSN)
No. 20	October 23, 2001(CP)
No. 22	October 23, 2001(TSN)
No. 24	Pre-season, 2002(TSN)
No. 24	August 24, 2002(TSN)
No. 24	September 1, 2002(TSN)
No. 24	September 8, 2002(TSN)
No. 20	November 10, 2003(CP)
No. 21	November 10, 2003(TSN)
No. 19	November 17, 2003(CP)
No. 19	November 17, 2003(CP)
No. 16	December 10, 2003(TSN)
No. 16	December 10, 2003(CP)
No. 22	September 27, 2004(TSN)
No. 15	October 4, 2004(TSN)
No. 16	October 4, 2004(CP)
No. 14	October 11, 2004(TSN)
No. 14	October 11, 2004(CP)
No. 12	October 18, 2004(TSN)
No. 12	October 18, 2004(CP)
No. 20	October 25, 2004(TSN)
No. 21	October 25, 2004(CP)
No. 15	November 1, 2004(TSN)
No. 16	November 1, 2004(CP)
No. 14	November 8, 2004(TSN)
No. 14	November 8, 2004(CP)
No. 14	November 15, 2004(TSN)
No. 14	November 15, 2004(CP)
No. 14	December 15, 2004(TSN)
No. 14	December 15, 2004(CP)
No. 20	Pre-season, 2005(TSN)
No. 21	September 5, 2005(TSN)
No. 21	September 5, 2005(CP)
No. 25	September 18, 2006(TSN)
No. 22	September 29, 2008(TSN)
No. 23	September 29, 2008(CP)
No. 18	October 6, 2008(CP)
No. 19	October 6, 2008(TSN)
No. 23	October 13, 2008(CP)
No. 23	October 13, 2008(TSN)
No. 20	October 20, 2008(CP)
No. 21	October 20, 2008(TSN)
No. 21	November 17, 2008(CP)
No. 24	November 17, 2008(TSN)
No. 22	December 24, 2008(CP)
No. 23	December 24, 2008(TSN)
No. 19	Preseason, 2009(CP)
No. 21	Preseason, 2009(TSN)
No. 21	September 7, 2009(CP)
No. 23	September 7, 2009(TSN)
No. 22	September 14, 2009(CP)
No. 24	September 14, 2009(TSN)
No. 21	September 21, 2009(CP)
No. 22	September 21, 2009(TSN)
No. 20	September 28, 2009(CP)
No. 20	September 28, 2009(TSN)
No. 18	October 5, 2009(CP)
No. 18	October 5, 2009(TSN)
No. 13	October 12, 2009(CP)
No. 12	October 12, 2009(TSN)
No. 12	October 19, 2009(CP)
No. 13	October 19, 2009(TSN)
No. 20	October 26, 2009(CP)
No. 22	October 26, 2009(TSN)
No. 15	November 1, 2009(CP)
No. 17	November 1, 2009(TSN)
No. 15	November 9, 2009(CP)
No. 17	November 9, 2009(TSN)
No. 15	November 16, 2009(CP)
No. 17	November 16, 2009(TSN)
No. 13	November 23, 2009(CP)

No. 14	November 23, 2009(TSN)
No. 16	December 21, 2009(CP)
No. 16	December 21, 2009(TSN)
No. 17	Preseason, 2010(CP)
No. 17	Preseason, 2010(TSN)
No. 6	September 6, 2010(CP)
No. 5	September 6, 2010(TSN)
No. 4	September 13, 2010(CP)
No. 4	September 13, 2010(TSN)
No. 4	September 20, 2010(CP)
No. 4	September 20, 2010(TSN)
No. 4	September 27, 2010(CP)
No. 4	September 27, 2010(TSN)
No. 3	October 4, 2010(CP)
No. 3	October 4, 2010(TSN)
No. 3	October 11, 2010(CP)
No. 3	October 11, 2010(TSN)
No. 3	October 18, 2010(CP)
No. 3	October 18, 2010(TSN)
No. 2	October 25, 2010(CP)
No. 2	October 25, 2010(TSN)
No. 2	November 1, 2010(CP)
No. 2	November 1, 2010(TSN)
No. 6	November 8, 2010(CP)
No. 6	November 8, 2010(TSN)
No. 4	November 15, 2010(CP)
No. 4	November 15, 2010(TSN)
No. 9	November 21, 2010(CP)
No. 8	November 21, 2010(TSN)
No. 12	January 10, 2011(CP)
No. 12	January 10, 2011(TSN)
No. 9	Preseason, 2011(TSN)
No. 9	Preseason, 2011(CP)
No. 10	September 5, 2011(TSN)
No. 10	September 6, 2011(CP)
No. 17	September 12, 2011(TSN)
No. 16	September 12, 2011(CP)
No. 16	September 19, 2011(TSN)
No. 15	September 19, 2011(CP)
No. 14	September 26, 2011(TSN)
No. 13	September 26, 2011(CP)
No. 12	October 3, 2011(TSN)
No. 12	October 3, 2011(CP)
No. 11	October 10, 2011(TSN)
No. 10	October 10, 2011(CP)
No. 10	October 17, 2011(TSN)
No. 8	October 17, 2011(CP)
No. 14	October 24, 2011(TSN)
No. 13	October 24, 2011(CP)
No. 18	October 31, 2011(TSN)
No. 18	October 31, 2011(CP)
No. 25	November 20, 2011(TSN)
No. 22	Preseason, 2012(TSN)
No. 24	September 3, 2012(TSN)
No. 24	September 11, 2012(TSN)
No. 24	September 17, 2012(TSN)
No. 24	October 7, 2013(TSN)
No. 24	October 7, 2013(CP)
No. 22	November 11, 2013(TSN)
No. 23	November 11, 2013(CP)
No. 20	November 24, 2013(TSN)
No. 21	November 25, 2013(CP)
No. 10	January 6, 2014(TSN)
No. 12	January 6, 2014(CP)
No. 6	Preseason, 2014(TSN)
No. 8	Preseason, 2014(CP)
No. 9	September 1, 2014(TSN)
No. 9	September 1, 2014(CP)
No. 9	September 7, 2014(TSN)
No. 8	September 7, 2014(CP)
No. 9	September 15, 2014(TSN)
No. 8	September 15, 2014(CP)
No. 8	September 22, 2014(TSN)
No. 8	September 22, 2014(CP)
No. 8	September 29, 2014(TSN)
No. 8	September 29, 2014(CP)
No. 8	October 6, 2014(TSN)
No. 8	October 6, 2014(CP)
No. 6	October 13, 2014(TSN)
No. 7	October 13, 2014(CP)
No. 6	October 20, 2014(TSN)
No. 7	October 20, 2014(CP)
No. 5	October 27, 2014(TSN)
No. 5	October 27, 2014(CP)
No. 4	November 3, 2014(TSN)

No. 4	November 3, 2014(CP)
No. 3	November 10, 2014(TSN)
No. 3	November 10, 2014(CP)
No. 4	November 17, 2014(TSN)
No. 3	November 17, 2014(CP)
No. 3	November 23, 2014(TSN)
No. 2	November 24, 2014(CP)
No. 9	January 12, 2015(TSN)
No. 9	January 12, 2015(CP)
No. 7	Preseason, 2015(TSN)
No. 9	Preseason, 2015(CP)
No. 5	September 7, 2015(TSN)
No. 6	September 7, 2015(CP)
No. 1	September 14, 2015(TSN)
No. 4	September 14, 2015(CP)
No. 1	September 21, 2015(TSN)
No. 3	September 21, 2015(CP)
No. 1	September 28, 2015(TSN)
No. 3	September 28, 2015(CP)
No. 1	October 5, 2015(TSN)
No. 3	October 5, 2015(CP)
No. 1	October 12, 2015(TSN)
No. 3	October 12, 2015(CP)
No. 1	October 19, 2015(TSN)
No. 2	October 19, 2015(CP)
No. 1	October 26, 2015(TSN)
No. 2	October 26, 2015(CP)
No. 1	November 2, 2015(TSN)
No. 1	November 2, 2015(CP)
No. 1	November 9, 2015(TSN)
No. 1	November 9, 2015(CP)
No. 1	November 16, 2015(TSN)
No. 1	November 16, 2015(CP)
No. 1	November 23, 2015(TSN)
No. 1	November 23, 2015(CP)
No. 2	January 11, 2016(TSN)
No. 2	January 12, 2016(CP)
No. 3	Preseason, 2016(TSN)
No. 3	Preseason, 2016(CP)
No. 5	September 5, 2016(TSN)
No. 5	September 5, 2016(CP)
No. 4	September 12, 2016(TSN)
No. 6	September 12, 2016(CP)
No. 3	September 19, 2016(TSN)
No. 4	September 19, 2016(CP)
No. 3	September 26, 2016(TSN)
No. 4	September 26, 2016(CP)
No. 3	October 3, 2016(TSN)
No. 4	October 3, 2016(CP)
No. 3	October 10, 2016(TSN)
No. 4	October 10, 2016(CP)
No. 2	October 17, 2016(TSN)
No. 2	October 17, 2016(CP)
No. 2	October 24, 2016(TSN)
No. 2	October 24, 2016(CP)
No. 2	October 31, 2016(TSN)
No. 2	October 31, 2016(CP)
No. 2	November 7, 2016(TSN)
No. 2	November 7, 2016(CP)
No. 2	November 14, 2016(TSN)
No. 2	November 14, 2016(CP)
No. 2	November 21, 2016(TSN)
No. 2	November 21, 2016(CP)
No. 7	January 9, 2017(TSN)
No. 6	January 9, 2017(CP)
No. 6	Preseason, 2017(TSN)
No. 5	Preseason, 2017(CP)
No. 5	September 4, 2017(TSN)
No. 5	September 4, 2017(CP)
No. 5	September 11, 2017(TSN)
No. 6	September 11, 2017(CP)
No. 5	September 18, 2017(TSN)
No. 7	September 18, 2017(CP)
No. 5	September 25, 2017(TSN)
No. 5	September 25, 2017(CP)
No. 4	October 2, 2017(TSN)
No. 4	October 2, 2017(CP)
No. 3	October 9, 2017(TSN)
No. 3	October 9, 2017(CP)
No. 3	October 16, 2017(TSN)
No. 3	October 16, 2017(CP)
No. 3	October 23, 2017(TSN)
No. 3	October 23, 2017(CP)
No. 3	October 30, 2017(TSN)
No. 3	October 30, 2017(CP)

No. 2	November 6, 2017(TSN)
No. 2	November 6, 2017(CP)
No. 2	November 13, 2017(TSN)
No. 2	November 13, 2017(CP)
No. 2	November 19, 2017(TSN)
No. 2	November 20, 2017(CP)
No. 10	January 8, 2018(TSN)
No. 9	January 8, 2018(CP)
No. 6	Preseason, 2018(TSN)
No. 6	Preseason, 2018(CP)
No. 12	September 3, 2018(TSN)
No. 13	September 3, 2018(CP)
No. 11	September 10, 2018(TSN)
No. 12	September 10, 2018(CP)
No. 9	September 17, 2018(TSN)
No. 10	September 17, 2018(CP)
No. 8	September 24, 2018(TSN)
No. 8	September 24, 2018(CP)
No. 8	October 1, 2018(TSN)
No. 8	October 1, 2018(CP)
No. 7	October 8, 2018(TSN)
No. 8	October 8, 2018(CP)
No. 4	October 15, 2018(TSN)
No. 5	October 15, 2018(CP)
No. 12	October 22, 2018(TSN)
No. 12	October 22, 2018(CP)
No. 10	October 29, 2018(TSN)
No. 10	October 29, 2018(CP)
No. 9	November 5, 2018(TSN)
No. 8	November 5, 2018(CP)
No. 7	November 12, 2018(TSN)
No. 6	November 12, 2018(CP)
No. 9	November 19, 2018(TSN)
No. 8	November 19, 2018(CP)
No. 13	January 7, 2019(TSN)
No. 10	January 7, 2019(CP)
No. 6	Preseason, 2019(TSN)
No. 6	Preseason, 2019(CP)
No. 17	September 1, 2019(TSN)
No. 18	September 1, 2019(CP)
No. 16	September 9, 2019(TSN)
No. 17	September 9, 2019(CP)
No. 13	September 16, 2019(TSN)
No. 10	September 16, 2019(CP)
No. 12	September 23, 2019(TSN)
No. 11	September 23, 2019(CP)
No. 20	September 30, 2019(TSN)
No. 21	September 30, 2019(CP)
No. 18	October 7, 2019(TSN)
No. 17	October 7, 2019(CP)
No. 14	October 14, 2019(TSN)
No. 16	October 14, 2019(CP)
No. 21	October 21, 2019(TSN)
No. 25	October 21, 2019(CP)
No. 18	October 28, 2019(TSN)
No. 22	October 28, 2019(CP)
No. 16	February 22, 2021(TSN)
No. 10	March 1, 2021(TSN)
No. 10	March 8, 2021(TSN)
No. 8	March 15, 2021(TSN)
No. 8	March 16, 2021(CP)
No. 7	March 22, 2021(TSN)
No. 7	March 23, 2021(CP)
No. 12	March 29, 2021(TSN)
No. 12	March 30, 2021(CP)
No. 10	April 5, 2021(TSN)
No. 10	April 6, 2021(CP)
No. 9	April 12, 2021(TSN)
No. 9	April 13, 2021(CP)
No. 8	April 19, 2021(TSN)
No. 9	April 20, 2021(CP)
No. 7	May 17, 2021(TSN)
No. 7	May 18, 2021(CP)
No. 10	Preseason, 2021(TSN)
No. 8	Preseason, 2021(CP)
No. 16	September 6, 2021(TSN)
No. 17	September 7, 2021(CP)
No. 10	September 13, 2021(TSN)
No. 11	September 13, 2021(CP)
No. 9	September 20, 2021(TSN)
No. 9	September 20, 2021(CP)

TSN - The Sports Network - CP - Coaches Poll
STATS - Stats Perform Poll replaced TSN in 2015

CURRENT FCS POLLS
FCS COACHES POLL

(Through Games on Sept. 18)

Team (1st Place Votes)	Record	Points	Prev.
1 Sam Houston (24)	2-0	696	1
2 James Madison (3)	3-0	667	2
3 South Dakota State (1)	2-0	636	3
4 Montana	2-0	586	5
5 North Dakota State	3-0	583	4
6 Eastern Washington	3-0	508	6
7 Villanova	3-0	490	T-9
8 Southern Illinois	2-1	455	T-9
9 Jacksonville State	2-1	447	11
10 UC Davis	3-0	403	12
11 Delaware	2-1	399	7
12 Montana State	2-1	385	13
13 North Dakota	2-1	381	14
14 Northern Iowa	2-1	354	15
15 Weber State	1-2	313	8
16 Southeastern Louisiana	2-1	295	16
17 East Tennessee State	3-0	290	17
18 Missouri State	1-1	209	19
19 Monmouth (N.J.)	2-1	199	20
20 Austin Peay	2-1	143	21
21 Richmond	2-1	126	18
22 New Hampshire	3-0	105	23
23 Chattanooga	1-2	99	22
24 Central Arkansas	1-2	67	24
25 Kennesaw State	2-1	67	NR

Others receiving votes: Rhode Island, 28; South Dakota, 24; VMI, 23; Furman, 22; Northern Arizona, 19; Murray St., 13; Nicholls, 12; Alabama A&M, 10; Stephen F. Austin, 9; Gardner-Webb, 7; Illinois St., 6; Princeton, 6; Fordham, 5; Duquesne, 4; Harvard, 3; Jackson St., 3; Florida A&M, 1; Holy Cross, 1; UT Martin, 1.

STATS PERFORM FCS TOP 25

(Through Games on Sept. 18)

Team (1st Place Votes)	Record	Points	Prev.
1 Sam Houston (31)	2-0	1,210	1
2 South Dakota State (8)	2-0	1,184	2
3 James Madison (9)	3-0	1,179	3
4 Montana (2)	2-0	1,100	4
5 North Dakota State	3-0	1,071	5
6 Eastern Washington	3-0	942	7
7 Southern Illinois	2-1	870	8
8 Delaware	2-1	837	6
9 Jacksonville State	2-1	771	10
10 North Dakota	2-1	753	11
11 Villanova	3-0	747	12
12 UC Davis	3-0	718	14
13 Montana State	2-1	672	13
14 Weber State	1-2	622	9
15 ETSU	3-0	530	16
16 Southeastern Louisiana	2-1	517	15
17 Northern Iowa	2-1	414	18
18 Missouri State	1-1	412	17
19 Austin Peay	2-1	357	19
20 Monmouth	2-1	319	20
21 New Hampshire	3-0	198	23
22 VMI	2-1	178	22
23 Kennesaw State	2-1	135	24
24 Richmond	2-1	115	21
25 Central Arkansas	1-2	110	25

Others receiving votes: Rhode Island 77, Alabama A&M 36, Murray State 34, Chattanooga 25, Nicholls 24, Furman 23, Stephen F. Austin 17, Duquesne 15, UIW 14, Samford 10, South Dakota 9, Jackson State 3

Stopping the Run is Job No. 1 for Gamecocks

The Jacksonville State run defense has been exceptionally sturdy since the Gamecocks moved to Division I in 1995, but especially since joining the Ohio Valley Conference prior to the 2003 season. **JSU has held the opponents to 100-yards or less 95 times since moving to Division I in 1995.** As a matter of fact, Jax State has held at least one opponent to under 100 yards rushing every season as a Division I member except for 1997. The nine foes under 100 yards in 2020 have passed the 2016 and 2017 teams for the most in one year, while the nine in a row in 2020 is also a school record. JSU has held at least seven foes under 100 yards rushing in four of the past five years. Of the Top 20 performances against the run in school history, 16 of them have come since **John Grass** became head coach in 2014.

The Gamecocks have held an OVC opponent to 100-yards or less 61 times. JSU held six Southland Football League opponents to 100-yards or less and 14 other times was against non-conference opponents. Here's a complete list of opponents held to 100-yards rushing or less since 1995:

Date	Opponent	Rush Att.	Rush Yds.	Rush Yards per Att.
9/22/18	Mississippi Valley State	24	-8	-0.3
11/4/17	*Murray State	28	-3	-0.11
11/5/16	*at Southeast Missouri	20	0	0.00
10/1/11	*at Murray State	26	11	0.42
9/30/95	Knoxville College	30	15	0.50
11/16/17	*Tennessee State	28	15	0.54
10/13/18	*Eastern Illinois	19	15	0.79
10/24/15	*at Austin Peay	27	17	0.60
10/6/18	*at Eastern Kentucky	28	20	0.71
9/27/08	*at Eastern Illinois	23	20	0.87
10/28/17	*Southeast Missouri	36	22	0.61
9/19/15	*Tennessee State	31	24	0.80
3/21/21	*Southeast Missouri	26	24	0.92
3/28/21	*Austin Peay	29	27	0.93
10/21/17	*at Eastern Illinois	23	28	1.22
4/11/21	*at #16 Murray State	21	28	1.33
3/14/21	*at UT Martin	20	29	1.45
9/23/17	#16 Liberty	27	31	1.15
10/27/18	at Murray State	19	31	1.63
10/20/07	*Tennessee Tech	27	35	1.30
8/25/18	vs. #14 North Carolina A&T	36	37	1.01
11/12/16	*at Murray State	38	40	1.05
9/17/16	Coastal Carolina	35	42	1.20
10/11/14	*at Tennessee State	33	43	1.30
9/30/06	*at Eastern Kentucky	24	43	1.79
9/24/16	at Liberty	36	44	1.22
12/7/13	at #6 McNeese State (NCAA 2nd Rd)	35	46	1.30
10/18/03	*at Tennessee State	32	47	1.47
11/11/17	*at UT Martin	30	48	1.60
9/24/05	*at Southeast Missouri	19	48	2.53
11/20/04	*Southeast Missouri	20	50	2.50
10/27/05	*Tennessee Tech	39	51	1.31
9/17/99	Union College	28	51	1.82
9/1/16	North Alabama	32	52	1.60
10/28/06	*at Tennessee Tech	28	52	1.86
10/23/04	*at Tennessee Tech	35	54	1.54
10/5/96	Middle Tennessee	45	55	1.22
10/29/16	*Eastern Illinois	33	56	1.70
10/4/08	*Southeast Missouri	32	56	1.75
10/14/17	*Eastern Kentucky	30	57	1.90
11/15/03	*Eastern Illinois	27	57	2.11
10/19/19	*Southeast Missouri	37	60	1.62
11/9/02	^ Northwestern State	26	60	2.31
9/27/03	*Eastern Kentucky	29	61	2.10
10/8/16	*Tennessee Tech	27	62	2.29
10/17/20	at North Alabama	30	63	2.10
9/26/15	*at UT Martin	22	64	2.90
10/24/09	*Eastern Illinois	35	65	1.86
10/10/09	*at Murray State	29	65	2.24
10/23/10	*Austin Peay	35	67	1.91

Date	Opponent	Rush Att.	Rush Yds.	Rush Yards per Att.
11/13/04	*at Eastern Illinois	26	67	2.58
10/6/01	^at Samford	26	67	2.58
10/3/15	Mississippi Valley State	41	68	1.70
10/11/03	*UT Martin	28	69	2.46
9/9/95	West Georgia	21	71	3.38
10/23/20	at Florida International	24	72	3.00
9/20/08	at Chattanooga	22	72	3.27
11/12/05	*at Samford	22	73	3.32
9/6/14	at #13 Chattanooga	41	73	1.78
2/28/21	vs. #23 Tennessee Tech	30	75	2.50
8/26/17	vs. #12 Chattanooga	25	76	3.01
11/11/95	Western Illinois	38	78	2.05
10/9/04	*at UT Martin	27	78	2.89
9/12/09	at Florida State	26	78	3.00
10/4/03	*at Murray State	27	79	2.93
11/8/03	*at Samford	21	79	3.76
3/7/21	*at Tennessee State	31	80	2.58
4/3/21	*at Eastern Illinois	41	81	1.98
10/17/98	^ Samford	34	81	2.38
10/22/16	*at Eastern Kentucky	30	81	2.70
10/1/05	*Eastern Kentucky	28	82	2.93
10/5/06	*Murray State	24	82	3.42
11/22/03	*at Southeast Missouri	32	83	2.59
9/18/04	at Chattanooga	36	84	2.33
9/4/04	Emporia State	32	86	2.69
11/19/11	*at Tennessee State	25	87	3.48
10/31/15	*#13 Eastern Kentucky	30	88	2.90
11/21/15	*Murray State	37	88	2.40
11/14/98	^at Southwest Texas	29	88	3.03
9/19/98	Middle Tennessee	42	89	2.12
10/9/10	*at UT Martin	28	89	3.18
11/18/06	*at Eastern Illinois	37	92	2.49
11/14/15	*Southeast Missouri	36	93	2.58
11/30/13	Samford (NCAA First Round)	35	93	2.70
11/8/08	*at Tennessee Tech	31	94	3.03
10/15/11	*at Austin Peay	30	94	3.13
9/21/19	North Alabama	27	95	3.52
10/6/12	*at Tennessee Tech	24	95	4.00
11/3/18	*UT Martin	29	96	3.31
9/28/14	*at Murray State	27	98	3.60
9/26/09	at Nicholls State	37	98	2.65
10/5/02	^ Samford	26	98	3.77
9/16/06	*Southeast Missouri	34	98	2.88
10/1/98	^ Stephen F. Austin	28	99	3.54
11/8/14	*at #15 Eastern Kentucky	35	100	3.50

* - Ohio Valley Conference Game ^ - Southland Football League Game

2021 JACKSONVILLE STATE FOOTBALL GAME NOTES



JSU ROSTER

No.	Name	Pos.	Ht.	Wt.	Cl.	Hometown/Previous School	No.	Name	Pos.	Ht.	Wt.	Cl.	Hometown/Previous School
0	Jamari Jemison	CB	5-10	170	FR	Birmingham, Ala./Minor HS	47	John Chisem III	CB	5-9	160	JR	Pleasant Grove, Ala./Pleasant Grove HS
1	Nicario Harper	SAF	6-1	205	R-SO	Atlanta, Ga./Southern Miss	48	Luke Jackson	DB	5-11	175	R-FR	Jacksonville, Ala./Jacksonville HS
2	Michael Pettway	WR	5-10	170	R-FR	Alabaster, Ala./Washington State	48	Brock Rechsteiner	TE	6-3	207	FR	Woodstock, Ga./Etowah HS
2	DJ Coleman	DE	6-6	245	JR	Atlanta, Ga./South Atlanta HS	50	Javarius Hoskins	DE	6-4	260	FR	Tuscaloosa, Ala./Paul Bryant HS
3	Pat Jackson	RB	5-9	215	JR	Columbus, Miss./Mississippi Delta CC	51	Omaurion Pope	OL	6-2	289	FR	Jacksonville, Ala./Jacksonville HS
3	Marshall Clark	LB	6-0	210	R-SO	Munford, Ala./Munford HS	52	Josh Wegener	OL	6-3	305	R-JR	Algona, Iowa/Nebraska
4	Jayson Jones	WR	5-10	180	FR	Birmingham, Ala./Center Point HS	52	Jackson Moses	LB	6-0	200	FR	Jacksonville, Ala./Jacksonville HS
4	Lemuel Gordon	DE	6-3	288	R-FR	Montgomery, Ala./Carver HS	53	Jacob Anderson	LB	5-11	215	R-SO	Hazel Green, Ala./Hazel Green HS
5	Josh Samuel	RB	5-11	215	R-JR	Greenville, S.C./Western Kentucky	53	Christian Murray	LS	6-0	235	R-JR	Covington, Ga./Albany State
5	Yessman Green	CB	6-2	178	FR	Mobile, Ala./Jacksonville HS	55	Nahum Horton	DL	6-3	300	R-SR	Centre, Ala./Cherokee County HS
6	Zerrick Cooper	QB	6-3	217	R-SR	Jonesboro, Ga./Clemson	56	Cam Hill	OL	6-1	305	JR	Montgomery, Ala./Robert E. Lee HS
6	George Steele	CB	5-10	180	R-SO	Trussville, Ala./Hewitt-Trussville HS	58	Tyrese Slocum, Jr.	OL	6-4	295	R-JR	Memphis, Tenn./Ridgeway HS
7	Yul Gowdy	QB	5-9	183	R-JR	Birmingham, Ala./Minor HS	59	Levi Garner	OL	6-4	285	FR	Cullman, Ala./Fairview HS
7	Chance Newman	QB	6-2	215	R-SO	Daphne, Ala./VMI	60	Zack Cangelosi	OL	6-3	300	R-JR	Harvest, Ala./Sparkman HS
8	Isaiah Montgomery	WR	6-0	207	R-Fr.	Atlanta, Ga./Tennessee	61	Jackson Hall	OL	6-1	293	R-FR	Decatur, Ala./Decatur HS
8	Markail Benton	LB	6-2	230	R-JR	Phenix City, Ala./Alabama	63	Peyton Maples	OL	6-3	295	FR	Mobile, Ala./St. Paul's Episcopal HS
9	Ahmad Edwards	WR	6-1	185	R-SO	Alabaster, Ala./Thompson HS	64	Cade Nayadley	OL	6-4	285	R-FR	Ringgold, Ga./Ringgold HS
9	Chris Hardie	DL	6-2	260	R-FR	Vincent, Ala./Vincent HS	65	Michael Shaddix	OL	6-4	295	R-JR	Fort Payne, Ala./Fort Payne HS
10	Zion Webb	QB	6-0	200	R-JR	Phenix City, Ala./Central HS	68	J.T. Pennington	OL	6-4	305	FR	Columbiana, Ala./Shelby County HS
11	Leeshoen Jarrett	TE	6-5	200	FR	Warner Robins, Ga./Houston County HS	69	Treylen Brown	OL	6-3	315	R-FR	Spartanburg, S.C./Fork Union (Va.) Mil.
11	Deco Wilson	SAF	6-1	195	FR	Talladega, Ala./Talladega HS	70	Tylan Grable	OL	6-7	290	R-SO	Gordon, Ga./Wilkinson County HS
12	Umstead Sanders	LB	6-2	250	R-SR	Port St. Joe, Fla./University of Florida	71	Ashton Grable	OL	6-4	304	FR	Gordon, Ga./Wilkinson County HS
13	PJ Wells	WR	6-3	190	R-FR	Rainbow City, Ala./Westbrook Christian	72	Drew Padgett	OL	6-7	295	FR	Birmingham, Ala./Oak Mountain HS
13	Derek Carter	CB	5-10	170	FR	Gardendale, Ala./Gardendale HS	73	Will O'Steen	OL	6-4	280	FR	White Plains, Ala./White Plains HS
14	Matthew Caldwell	QB	6-4	195	FR	Auburn, Ala./Auburn HS	74	Jacob Dennison	OL	6-6	300	FR	Lexington, Ohio/Lexington HS
14	Jeremiah Harris	SAF	5-10	191	R-JR	Shorterville, Ala./Abbeville HS	75	Ye'Majesty Sanders	OL	6-5	290	R-JR	Columbus, Ga./Spencer HS
15	Hunter Raquet	QB	6-4	215	R-JR	Santa Cruz, Calif./Cal Poly	76	PJ Mixon	OL	6-4	290	R-JR	Montgomery, Ala./Western Kentucky
16	La'Derrick Bell	WR	6-2	198	R-FR	Anniston, Ala./Saks HS	77	Brevyn Jones	OL	6-5	270	R-FR	Center Point, Ala./Illinois
16	Laletia Hale, Jr.	LB	6-0	210	R-FR	Montgomery, Ala./Carver HS	78	Jasperlynn Peacock, Jr.	OL	6-3	270	FR	Mableton, Ga./Pebblebrook HS
17	Sean Brown	TE	6-5	246	R-FR	Rome, Ga./Tennessee	80	Dave Russell III	WR	6-0	203	R-SO	Oxford, Ala./Oxford HS
17	Marco Baker	CB	6-1	180	FR	Terry, Miss./Terry HS	81	Keishon Jackson	WR	6-4	195	FR	Dallas, Ga./Paulding County HS
18	Braydon Hill	TE	6-4	225	R-FR	Hokes Bluff, Ala./Hokes Bluff HS	82	Cade Meeks	WR	6-2	185	FR	Ooltewah, Tenn./East Hamilton HS
18	Malik Feaster	CB	6-0	187	JR	Toccoa, Ga./Stephens County HS	83	Craig Kinsey	WR	6-1	190	SO	Abbeville, Ala./Abbeville HS
19	Quan Charleston	WR	6-0	198	R-JR	Linden, Ala./Linden HS	84	Jacob Jenkins	TE	6-3	240	FR	Hoover, Ala./Spain Park HS
20	Uriah West	RB	6-0	225	JR	Douglasville, Ga./Douglas County HS	85	Damond Philyaw-Johnson	WR	6-2	170	R-JR	Pensacola, Fla./Duke
20	Amon Scarbrough	SAF	6-0	183	FR	Pinson, Ala./Pinson Valley HS	86	Evan Delp	WR	6-3	183	FR	Gadsden, Ala./Coosa Christian HS
21	Demarco Price	CB	5-10	173	R-SO	Douglasville, Ga./Douglas County HS	87	Jack Dawson	P	6-3	185	FR	Sylvania Waters, Australia/Troy
23	Kolbi Fuqua	SAF	6-3	212	R-SO	Cordova, Ala./Auburn University	87	Matthew Shaddix	WR	6-1	190	FR	Fort Payne, Ala./Fort Payne HS
24	Markel Cheeseboro	RB	6-1	188	FR	Grove Hill, Ala./Clarke County HS	89	Brody Wood	LS	5-11	185	FR	Lineville, Ala./Clay County Central HS
24	Jaylen Hughey	LB	6-2	230	FR	Cullman, Ala./Cullman HS	90	Mitchell Etheridge III	DL	6-2	260	FR	Birmingham, Ala./Shades Valley HS
25	Matt LaRoche	RB	5-9	185	R-JR	Venice, Fla./Georgia Southern	92	Jackson Luttrell	DL	6-3	280	SO	Rainbow City, Ala./Westbrook Christian HS
26	Ron Wiggins	RB	5-11	180	FR	Jacksonville, Ala./Jacksonville HS	93	Dacorrion West	DL	6-3	325	SO	Columbus, Ga./Carver HS
27	Kaleb Jones	RB	6-0	195	FR	Collinsville, Ala./Collinsville HS	94	Omar Sims	DL	6-2	280	FR	Birmingham, Ala./McEachern (Ga.) HS
27	Jett Smith	SAF	5-11	185	FR	Anniston, Ala./Wellborn HS	96	Grady Trantham	DE	6-4	210	FR	Alexandria, Ala./Alexandria HS
28	Stevonte Tullis	LB	6-0	205	R-JR	Dothan, Ala./Ashford HS	98	Carson McCauley	K/P	5-11	185	FR	Leo, Ind./Leo HS
28	CJ Felder	RB	5-8	185	R-FR	Hiram, Ga./Hiram HS	99	Anthony Nesby	DL	6-1	315	R-SO	Atlanta, Ga./South Atlanta HS
29	Josh Richard	WR	5-9	175	FR	Gadsden, Ala./Gadsden City HS							
29	Casey Grigley II	SAF	6-2	185	JR	Jonesboro, Ga./Benedict (S.C.) College							
30	Jaylen Swain	DE	5-10	255	FR	Oxford, Ala./Oxford HS							
31	Hudson Petty	SAF	6-1	200	R-FR	Whitwell, Tenn./Whitwell HS							
32	Osiris Smith	LB	6-2	215	FR	Pleasant Grove, Ala./Pleasant Grove HS							
34	Jalen Bustamante	SAF	6-1	197	SO	Alabaster, Ala./West Georgia							
35	Ricky Samuel	DL	6-3	300	R-FR	Brewton, Ala./Troy University							
36	Slade Alexander	LB	6-2	200	FR	Centre, Ala./Cherokee County HS							
37	Brenton King	K	5-11	186	R-SR	Auburn, Ga./Georgia Tech							
37	Corey Lee	CB	5-11	185	JR	Pinson, Ala./Dodge City (Kan.) CC							
38	Tristan Wells	LB	5-10	212	R-FR	Talladega, Ala./Talladega HS							
39	Kyle Holt	TE	6-3	240	SO	Atlanta, Ga./Whitefield Academy							
39	Noah Fuller	SAF	6-1	192	FR	Ohatchee, Ala./Ohatchee HS							
40	Ashton Gullledge	SAF	5-11	200	FR	Hokes Bluff, Ala./Hokes Bluff HS							
41	Markeyce Troutman	DE	6-4	235	R-SO	Butler, Ga./Taylor County HS							
42	Branson Hall	LB	6-2	230	FR	Marietta, Ga./Kell HS							
43	Thomas Peterson	LS	6-4	255	R-FR	Mequon, Wis./Northern Illinois							
44	Pearson Baldwin	TE	6-3	205	FR	Springville, Ala./Springville HS							
44	Holdan Wilson	TE	5-10	220	R-SO	Spanish Fort, Ala./Spanish Fort HS							
45	Cole Fuller	TE	6-3	240	FR	Gardendale, Ala./Gardendale HS							
46	Crawford Doyle	SAF	5-10	185	R-FR	Homewood, Ala./Homewood HS							
47	Alen Karajic	K	6-5	220	FR	Ooltewah, Tenn./East Hamilton HS							

Coaching Staff

Position	Name	In-Game
Head Coach	John Grass	Sidelines
Assistant Head Coach/OC/RBs	Jimmy Ogle	Press Box
Associate Head Coach/DC/Safeties	Kelvin Sigler	Press Box
Linebackers	Greg Stewart	Sidelines
Defensive Line	Nelson Adams	Sidelines
Passing Coord./Offensive Line	Kevin Revis	Sidelines
Outside LBs/Special Teams Coord.	Maxwell Thurmond	Sidelines
Pass Defense Coord./Cornerbacks	Owen Kilgore	Sidelines
Tight Ends/Recruiting Coordinator	J.R. Sandlin	Sidelines
Passing Coord./Wide Receivers	Cody Wells	Press box
Quarterbacks	Tyler Allen	Sidelines

Jacksonville State vs. UT Martin

Depth Chart • September 25, 2021

Jacksonville State Offense					
QB	6	Zerrick Cooper	6-3	217	R-Sr.
-or-	14	Matthew Caldwell	6-4	195	Fr.
LT	70	Tylan Grable	6-7	290	R-So.
	74	Jacob Dennison	6-6	300	Fr.
LG	56	Cam Hill	6-1	305	Jr.
	69	Treylen Brown	6-3	315	R-Jr.
C	60	Zack Cangelosi	6-3	300	R-Jr.
	58	Tyrese Slocum, Jr.	6-4	295	R-Jr.
RG	52	Josh Wegener	6-3	305	R-Jr.
	76	PJ Mixon	6-4	290	R-Jr.
RT	75	Ye'Majesty Sanders	6-5	290	R-Jr.
	65	Michael Shaddix	6-4	295	R-Jr.
TE	17	Sean Brown	6-5	246	R-Fr.
	84	Jacob Jenkins	6-3	240	Fr.
-or-	11	Leeshoen Jarrett	6-5	200	Fr.
RB	5	Josh Samuel	5-11	215	R-Jr.
	3	Pat Jackson	5-9	215	Jr.
WR	13	PJ Wells	6-3	190	R-Fr.
	8	Isaiah Montgomery	6-0	207	R-Fr.
WR	2	Michael Pettway	5-10	170	R-Fr.
	4	Jayson Jones	5-10	180	R-Fr.
WR	9	Ahmad Edwards	6-1	185	R-So.
	19	Quan Charleston	6-0	198	R-Jr.

Jacksonville State Defense					
BAN	2	DJ Coleman	6-6	245	Jr.
	30	Jaylen Swain	5-10	255	Fr.
NT	99	Anthony Nesby	6-1	315	R-So.
	93	Dacorrion West	6-3	325	So.
DT	92	Jackson Luttrell	6-3	280	So.
	4	Lemuel Gordon	6-3	288	R-Fr.
DE	12	Umstead Sanders	6-2	250	R-Sr.
	9	Chris Hardie	6-2	260	R-Fr.
NICK	23	Kolbi Fuqua	6-3	212	R-So.
	31	Hudson Petty	6-1	200	R-Fr.
MLB	3	Marshall Clark	6-0	210	R-So.
	16	Laletia Hale, Jr.	6-0	210	R-Fr.
WLB	8	Markail Benton	6-2	230	R-Jr.
	28	Stevonte Tullis	6-0	205	R-Jr.
CB	7	Yul Gowdy	5-9	183	R-Jr.
	18	Malik Feaster	6-0	187	Jr.
SS	5	Yessman Green	6-2	178	Fr.
	20	Amon Scarbrough	6-0	183	Fr.
FS	1	Nicario Harper	6-1	205	R-So.
	11	Deco Wilson	6-1	195	Fr.
CB	6	George Steele	5-10	180	R-So.
-or-	0	Jamari Jemison	5-10	170	Fr.

Jacksonville State Special Teams					
P	87	Jack Dawson	6-3	185	Fr.
PK	47	Alen Karajic	6-5	220	Fr.
KO	47	Alen Karajic	6-5	220	Fr.
KOR	2	Michael Pettway	5-10	170	R-Fr.
	4	Jayson Jones	5-10	180	Fr.
PR	19	Quan Charleston	6-0	198	R-Jr.
LS	43	Thomas Peterson	6-4	255	R-Fr.
HOLD	87	Jack Dawson	6-3	185	Fr.

JSU Pronunciation Guide

0-ju-MARR-ee Jemison	32-oh-SIGH-riss Smith
1-nuh-CAR-ee-oh Harper	34-Jalen BOOST-uh-mon-tay
4-LEMM-yoo-ell Gordon	41-mar-KEESE Troutman
5-YESS-mun Green	47-Allen kuh-RAH-jick
7-YOOL GOW-dee	48-Brock WRECK-stine-err
8-mar-KAIL Benton	50-juh-VARE-ee-us Hoskins
9-uh-MODD Edwards	51-oh-MARR-ee-un Pope
10-ZYE-ohn Webb	52-Josh WEGG-uh-nerr
11-DEE-coe Wilson	55-NAY-humm Horton
11-LEE-shonn Jarrett	58-Tyrese SLOW-cumm
12-UMM-sted Sanders	60-Zack can-juh-LOW-see
15-Hunter rack-AY	64-Cade NADE-lee
16-luh-LEH-tay Hale	70-TIE-lunn GRAY-bull
18-muh-LEEK Feaster	75-yuh-MAJ-uh-stee Sanders
19-QUONN Charleston	81-KEY-shonn Jackson
20-you-RYE-uh West	92-Jackson LUTT-trell
20-uh-MONN Scarbrough	93-duh-CORR-ee-on West
22-TAH-jee Stewart	Head Coach John GRAHSS
23-Kolbi FOO-quay	
28-stuh-VONN-tay Tullis	

2021 STARTING LINEUPS

OFFENSE	TE	WR	LT	LG	C	RG	RT	QB	RB	WR	WR
vs UAB	S. Brown	A. Edwards	T. Grable	C. Hill	Cangelosi	Wegener	Y. Sanders	Cooper	J. Samuel	P.J. Wells	Pettway
at Florida State	S. Brown	Pettway	T. Grable	T. Brown	Cangelosi	Wegener	Y. Sanders	Cooper	J. Samuel	P.J. Wells	P. Jackson/RB
North Alabama	S. Brown	A. Edwards	T. Grable	C. Hill	Cangelosi	Wegener	Y. Sanders	Caldwell	J. Samuel	P.J. Wells	Pettway

UT Martin
at Kennesaw State
Stephen F. Austin
at Sam Houston
Central Arkansas
Abilene Christian
at Lamar
at Eastern Kentucky

DEFENSE	BAN	DL	DL	DE	NICK	MLB	WLB	CB	SAF	SAF	CB
vs UAB	Coleman	Nesby	Luttrell	U. Sanders	Fuqua	M. Clark	Tullis	Gowdy	J. Harris	N. Harper	Steele
at Florida State	Coleman	R. Samuel	Hardie	U. Sanders	Feaster/CB	Tullis	Benton	Gowdy	Y. Green	N. Harper	Steele
North Alabama	Coleman	Nesby	Luttrell	U. Sanders	Fuqua	M. Clark	Tullis	Gowdy	D. Wilson	H. Petty	Jemison

UT Martin
at Kennesaw State
Stephen F. Austin
at Sam Houston
Central Arkansas
Abilene Christian
at Lamar
at Eastern Kentucky

SEASON/CAREER GAMES STARTED

OFFENSE	21	20	19	18	TOT	CONS	DEFENSE	21	20	19	18	TOT	CONS
17-Sean Brown, TE, R-Fr.	3	-	-	-	3	3	8-Markail Benton, LB, Jr.	1	6	-	-	7	-
69-Treylen Brown, OL, R-Fr.	1	-	-	-	1	-	19-Marshall Clark, LB, R-So.	2	13	2	-	17	1
14-Matthew Caldwell, QB, Fr.	1	-	-	-	1	1	12-DJ Coleman, DE, Jr.	3	13	11	-	27	16
60-Zack Cangelosi, OL, R-Jr.	3	13	-	-	16	16	18-Malik Feaster, CB, Jr.	1	2	9	5	17	-
19-Quan Charleston, WR, R-Jr.	-	3	-	-	3	-	23-Kolbi Fuqua, SAF, So.	2	7	-	-	9	1
6-Zerrick Cooper, QB, R-Sr.	2	4	12	13	31	-	90-Lemuel Gordon, DL, R-Fr.	-	9	-	-	9	-
9-Ahmad Edwards, WR, R-So.	2	9	-	-	11	1	7-Yul Gowdy, CB, R-Jr.	3	4	12	12	30	3
70-Tylan Grable, OL, R-Jr.	3	10	-	-	13	12	5-Yessman Green, SAF, Fr.	1	-	-	-	1	-
82-Braydon Hill, TE, R-Fr.	-	3	-	-	3	-	14-Laletia Hale, LB, R-Fr.	-	1	-	-	1	-
56-Cam Hill, OL, Jr.	2	13	5	-	20	1	91-Chris Hardie, DL, R-Fr.	1	2	-	-	3	-
3-Pat Jackson, RB, Jr.	1	-	-	-	1	-	1-Nicario Harper, SAF, R-So.	2	12	-	-	14	-
84-Jacob Jenkins, TE, Fr.	-	1	-	-	1	-	14-Jeremiah Harris, SAF, R-Jr.	1	9	1	-	11	-
11-Jayson Jones, WR, Fr.	-	1	-	-	1	-	39-Kyle Holt, DE, So.	-	-	2	-	2	-
76-PJ Mixon, OL, R-Jr.	-	4	11	-	15	-	0-Jamari Jemison, CB, Fr.	1	2	-	-	3	1
13-Michael Pettway, WR, Fr.	3	2	-	-	5	3	92-Jackson Luttrell, DL, So.	2	1	1	-	4	1
80-Dave Russell, WR, R-Jr.	-	12	-	-	12	-	99-Anthony Nesby, DL, R-So.	2	6	-	-	8	1
5-Josh Samuel, RB, Jr.	3	8	-	-	11	5	31-Hudson Petty, SAF, R-Fr.	1	1	-	-	2	1
75-Ye' Majesty Sanders, OL, R-Jr.	3	9	11	-	23	10	35-Ricky Samuel, DL, R-Fr.	1	1	-	-	2	-
65-Michael Shaddix, OL, R-Jr.	-	6	11	5	22	-	12-Umstead Sanders, DE, Sr.	3	13	-	-	16	16
58-Tyrese Slocum, OL, R-Jr.	-	-	7	1	8	-	6-George Steele, CB, R-Jr.	2	7	1	-	10	-
10-Zion Webb, QB, R-Jr.	-	9	-	-	9	-	28-Stevonte Tullis, LB, R-Jr.	3	6	-	-	9	9
53-Josh Wegener, OL, R-Jr.	3	10	-	-	13	13	93-Dacorrion West, DL, So.	-	3	1	-	4	-
13-PJ Wells, WR, R-Fr.	3	-	-	-	3	3	11-Deco Wilson, SAF, Fr.	1	-	-	-	1	1
20-Uriah West, RB, Jr.	-	6	-	-	6	-							



2021 JACKSONVILLE STATE FOOTBALL GAME NOTES

JSU LONG PLAYS (20 YARDS OR MORE)

GAME	RUSH (3)	PASS (6)	RETURN (7)
vs UAB		Cooper to Wells (24)	Yul Gowdy (KR-23) Michael Pettway (KR-23)
at Florida State		Cooper to Philyaw-Johnson (59-TD) Cooper to Wells (27) Cooper to Wells (23) Cooper to Edwards (23-TD)	Yul Gowdy (KR-25)
North Alabama	Ron Wiggins (38) Josh Samuel (25) Matt LaRoche (25)	Caldwell to Pettway (30)	Malik Feaster (FR-100-TD) Jaylen Swain (INT-39-TD) Yul Gowdy (KR-20) Yul Gowdy (KR-20)
UT Martin			

JAX STATE LONGEST PLAYS OF 2021

Rush: 38, Ron Wiggins vs North Alabama (Sept. 18)
 Rushing TD: 8, Matthew Caldwell vs North Alabama (Sept. 18)
 Pass: 59, Zerrick Cooper to Damond Philyaw-Johnson at Florida State (Sept. 11)
 Passing TD: 59, Zerrick Cooper to Damond Philyaw-Johnson at Fla State (Sept. 11)
 Punt Return: 7, Quan Charleston vs UAB (Sept. 1)
 Kick Return: 25, Yul Gowdy at Florida State (Sept. 11)
 Interception: 39, Jaylen Swain vs North Alabama (Sept. 18)
 Fumble Return: 100, Malik Feaster vs North Alabama (Sept. 18)
 Punt: 61, Jack Dawson vs UAB (Sept. 1)
 Field Goal: 46, Alen Karajic vs North Alabama (Sept. 18)

OPPONENT LONGEST PLAYS OF 2021

Rush: 27, Jashaun Corbin at Florida State (Sept. 11)
 Rushing Touchdown: 12, Jashaun Corbin at Florida State (Sept. 11)
 Pass: 49, Blake Dever to Corson Swain vs North Alabama (Sept. 18)
 Passing TD: 46, Blake Dever to Cartez Hall vs North Alabama (Sept. 18)
 Punt Return: 31, Keyshawn Helton at Florida State (Sept. 11)
 Kick Return: 17, Travis Jay at Florida State (Sept. 11)
 Interception Return: 0, K.J. Smith vs North Alabama (Sept. 18)
 Fumble Return: 27, Sidney Williams at Florida State (Sept. 11)
 Punt: 65, Ale Mastromanno at Florida State (Sept. 11)
 Field Goal: 53, Ryan Fitzgerald at Florida State (Sept. 11)

THE LAST TIME A JSU TEAM...

Had 20 or more first downs...at Florida State on September 11, 2021 (21)
Had 25 or more first downs...at Florida International on Oct. 23, 2020 (26)
Had 30 or more first downs...at Murray State on Oct. 27, 2018 (30)
Had 35 or more first downs...vs Austin Peay on Nov. 1, 2014 (36)
Had 500 yards rushing...vs. Charleston Southern on Dec. 11, 2015 (53-506/6 TD)
Had 400 yards rushing...vs. Charleston Southern on Dec. 11, 2015 (53-506/6 TD)
Had 300 yards rushing...at Eastern Kentucky on Oct. 6, 2018 (49-353/3 TD)
Had 70 or more rushing attempts...vs Jacksonville on Sept. 7, 2013 (70)
Had 65 or more rushing attempts...at Murray State on Sept. 27, 2014 (67-382)
Had 60 or more rushing attempts...vs. Sam Houston St on Dec. 19, 2015 (61-360/6 TD)
Had 50 or more rushing attempts...at UT Martin on March 14, 2021 (53-212/2 TD)
Had 7 or more rushing TD's...vs. Miss. Valley St. on Sept. 8, 2018 (8)
Had 6 or more rushing TD's...vs. Miss. Valley St. on Sept. 8, 2018 (8)
Had 5 or more rushing TD's...vs. Miss. Valley St. on Sept. 8, 2018 (8)
Had 4 or more rushing TD's...vs Chattanooga on Sept. 7, 2019 (4)
Had 450 yards passing...at Eastern Kentucky on Nov. 4, 2010 (465)
Had 400 yards passing...at Southeastern Louisiana on Aug. 29, 2019 (414)
Had 350 yards passing...at Tennessee Tech on Nov. 9, 2019 (352)
Had 300 yards passing...Eastern Kentucky on Nov. 23, 2019 (311)
Had 50 pass attempts...vs Southeast Missouri on Oct. 19, 2019 (52)
Had 40 pass completions...at Southeastern Louisiana on Aug. 29, 2019 (40)
Had 30 pass completions...Eastern Kentucky on Nov. 23, 2019 (35)
Had 6 TD's passing...at UT Martin on Nov. 3, 2012 (6)
Had 5 TD's passing...at Eastern Kentucky on Oct. 6, 2018 (5)
Had 4 TD's passing...at Kennesaw State on Nov. 17, 2018 (4)
Had 3 TD's passing...at Tennessee State on March 7, 2021 (3)
Scored 70 points...vs. Miss. Valley St. on Sept. 8, 2018 (71)
Scored 60 points...vs. Miss. Valley St. on Sept. 8, 2018 (71)
Scored 50 points...at Kennesaw State on Nov. 17, 2018 (52)
Scored 40 points...vs Davidson on April 24, 2021 (49)
Scored 24 points in a quarter...vs Mercer on Oct. 10, 2020 (24 in 2nd quarter) won game 34-28
Scored 30 points in a quarter...vs Tennessee Tech on Oct. 25, 2014 (35 in 2nd quarter) won game 49-3
Had 90 total plays...at Kennesaw State on Nov. 17, 2018 (91)
Had 80 total plays...at Florida International on Oct. 23, 2020 (81)
Had 600 yards total offense...at Eastern Kentucky on Oct. 6, 2018 (637)
Had 350 yards total offense in a half...at Tennessee Tech on Nov. 9, 2019 (40-359 in second half)
Had 300 yards total offense in a half...at Eastern Illinois on April 3, 2021 (28-301 in second half)
Had 300 yards total offense in each half...vs. Miss. Valley St. on Sept. 8, 2018 (40-324 in first half, 43-330 in second half)
Had 200 yards total offense in a quarter...at UT Martin on March 14, 2021 (25-227 in second quarter - scored 20 points)
Did not commit a turnover...at Murray State on April 11, 2021
Had 100 yard receiver...at Murray State on April 11, 2021 (Trae Barry, 4-101/1 TD)
Had 200 yard receiver...at UT Martin on Nov. 3, 2012 (Alan Bonner, 10-235/5 TD)
Had two 100 yard receivers...at Maine on Dec. 1, 2018 (Jamari Hester, 125 & Trae Barry, 102)
Had 10 or more receivers catch a pass...at Florida State on September 11, 2021 (11)
Had a 100 yard rusher...vs North Alabama on September 18, 2021 (Josh Samuel, 20-107/0 TD)
Had two 100 yard rushers...at Florida International on Oct. 23, 2020 (Josh Samuel, 25-163/1 TD; Uriah West, 24-116/0 TD)
Had three 100 yard rushers...vs Jacksonville on Sept. 7, 2013 - Troymaine Pope (16-160); Miles Jones (20-138); Eli Jenkins (15-128); DaMarcus James (12-105)
Had four 100 yard rushers...vs Jacksonville on Sept. 7, 2013 - Troymaine Pope (16-160); Miles Jones (20-138); Eli Jenkins (15-128); DaMarcus James (12-105) ****NCAA RECORD**
Returned punt for a TD...at Liberty on Sept. 24, 2016 (Josh Barge, 75 yards)
Returned kickoff for a TD...at Austin Peay on Oct. 7, 2017 (De'Marcus Flowers, 87 yds)
Returned an INT for TD...vs North Alabama on Sept. 18, 2021 (Jaylen Swain, 39 yds in 3rd QTR)
Returned Two INTs for TD...at Tennessee State on Nov. 10, 2018 (Jalen Choice, 54 yds in 4th QTR and Yul Gowdy, 15 yds in 4th QTR)
Returned three INTs for TD...at Eastern Kentucky on Oct. 22, 2016 (Joel McCandless, 41 yds in 2nd QTR; Jaylen Hill, 60 yds in 2nd QTR; Reggie Hall, 88 yds in 4th QTR)
Returned fumble for TD...vs North Alabama on Sept. 18, 2021 (Malik Feaster, 100 yards, 2nd quarter)
Returned a blocked punt for TD...vs Georgia State on Sept. 17, 2011 (Clarence Jackson, 34 yards)
Returned a blocked field goal for TD...vs. Tennessee State on Nov. 15, 2008 (Andrew Ridgeway, 72 yds.)
Returned an INT for TD in consecutive games...vs UT Martin on Nov. 3, 2018 (Quan Stoudemire, 10); at Tennessee State on Nov. 10, 2018 (Jalen Choice, 54)

Returned an INT for TD in THREE consecutive games...at Eastern Illinois, Nov. 18, 2006 (Kenny Brown, 83); at Alabama State on Sept. 1, 2007 (T.J. Heath, 18); vs Chattanooga on Sept. 8, 2007 (Drew Robinson, 45)
Returned an INT for TD in FOUR consecutive games...vs Samford on Nov. 11, 2006 (Craig Agee, 16); at Eastern Illinois, Nov. 18, 2006 (Kenny Brown, 83); at Alabama State on Sept. 1, 2007 (T.J. Heath, 18); vs Chattanooga on Sept. 8, 2007 (Drew Robinson, 45) ****NCAA RECORD**
Blocked a punt...vs Mercer on Oct. 10, 2020 (Jaylen Swain/2nd QTR)
Blocked Two punts...at Murray State on Sept. 29, 2007 (Taurean Rhetta-2)
Faked a Punt...vs Murray State on Sept. 28, 2013 (2nd Quarter)
Did not Punt in game...at Southeast Missouri on Nov. 22, 2014
Blocked a field goal...vs Tennessee Tech on Feb. 28, 2021 (Umstead Sanders - 3rd Qtr)
Blocked two field goals...vs Southeast Missouri on Oct. 28, 2017 (Marlon Bridges and Randy Robinson - 2nd Quarter and 4th Quarter)
Blocked a PAT...at Maine on Dec. 1, 2018 (Randy Robinson)
Missed a PAT...at Eastern Illinois on April 3, 2021 (Alen Karajic)
Had a PAT blocked...at Eastern Illinois on April 3, 2021
Scored on a Fake FG...vs Tennessee State on Oct. 21, 2006 (Taurean Rhetta, 24 yard run)
Had a punt blocked...vs. UAB on Sept. 1, 2021 (2nd Quarter)
Had a field goal blocked...at Eastern Illinois on April 2, 2021
Was held scoreless...vs UAB on Sept. 1, 2021 (31-0)
Was held scoreless at JSU Stadium...vs Troy State Nov. 18, 2000 (28-0)
Held an opponent scoreless...vs. Miss. Valley St. on Sept. 8, 2018 (71-0)
Held an opponent scoreless at JSU Stadium...vs. Miss. Valley St. on Sept. 8, 2018 (71-0)
Held an opponent to 10 first downs...vs. SE Missouri on March 21, 2021 (10)
Held an opponent to 300 yards total offense...vs Davidson on April 24, 2021 (79-261)
Held an opponent to 200 yards total offense...vs. SE Missouri on March 21, 2021 (63-144)
Held an opponent to 150 yards total offense...vs. SE Missouri on March 21, 2021 (63-144)
Held an opponent to 100 yards total offense...vs Tenn State on Nov. 16, 2017 (50-97)
Held an opponent to 100 yards rushing...at Murray State on April 11, 2021 (21-28)
Held an opponent to 50 yards rushing...at Murray State on April 11, 2021 (21-28)
Held an opponent to 0 yards rushing...vs. Miss. Valley St. on Sept. 8, 2018 (24-(-8))
Held an opponent to 100 yards passing...vs Davidson on April 24, 2021 (7-15-0 for 59 yards and 1 TD)
Held an opponent to 50 yards passing...vs Austin Peay on Nov. 1, 2014 (8-21-1 for 31 yards and 0 TD)
Forced 6 Turnovers...at #25 Tennessee State on Oct. 11, 2014 (4 INT/2FR)
Recovered 5 fumbles...West Georgia on Sept. 7, 1996 (5)
Recovered 4 fumbles...at Nicholls State on Sept. 21, 2002 (4)
Recovered 3 fumbles...vs. Tennessee State on Oct. 5, 2019 (3)
Intercepted 5 passes...at Eastern Kentucky on Oct. 22, 2016 (5)
Intercepted 4 passes...at Eastern Kentucky on Oct. 22, 2016 (5)
Held an opponent without a TD...vs. SE Missouri on March 21, 2021
Held an opponent without an offensive TD...vs. SE Missouri on March 21, 2021
Scored an offensive 2-point conversion...at Kennesaw State on Nov. 17, 2018 (Zerrick Cooper pass to Josh Pearson in 3rd OT)
Scored a defensive 2-point conversion...vs Southwest Texas State on Nov. 14, 1998
Had 10 or more penalties...at Florida State on September 11, 2021 (13-111)
Had 15 or more penalties...vs. Austin Peay on March 28, 2021 (18-126)
Had 100 Penalty yards...at Florida State on September 11, 2021 (13-111)
Had no penalties...vs Chattanooga on Sept. 8, 2007
Had 35 minutes time of possession...at Fla International on Oct. 23, 2020 (42:16)
Had 40 minutes time of possession...at Fla International on Oct. 23, 2020 (42:16)
Played an overtime game...at Kennesaw State on Nov. 17, 2018 (L, 60-52 - 5 OT)
Scored on first play from scrimmage...vs. Eastern Kentucky Sept. 27, 2003 (Marcus Mitchell one-yard run)
Scored on first play of the game...vs Samford on Nov. 11, 2006 Craig Agee, 17 yard Interception return on first play of game en route to 55-10 win
Scored on final play of the game...at Florida State on Sept. 11, 2021, 59-yard pass from Zerrick Cooper to Damond Philpaw-Johnson to win 20-17
Scored Two Defensive TDs...vs North Alabama on Sept. 18, 2021 (Malik Feaster 100-yd FR, Jaylen Swain 39-yd INT)
Scored a defensive TD on opponents first two drives of the game...vs UT Martin on Oct. 3, 2009 (T.J. Heath 26-yard INT return with 13:30; T.J. Heath 55-yard INT return with 8:55 left in first quarter en route to 52-7 win)
Scored a safety...vs Tennessee State on Nov. 16, 2017 (4th Qtr - Jonathan Hagler sack)
Both teams scored a safety...vs North Alabama on Sept. 14, 2013 (UNA-2nd quarter; JSU-4th Quarter)

THE LAST TIME A JSU PLAYER...

Rushed 30 times in a game.....DaMarcus James vs Southeast Missouri on Nov. 23, 2013 (35 carries for 206 yards and 3 TDs)
Rushed for 200 yards in a game.....Troymaine Pope vs Charleston Southern on Dec. 11, 2015 (16 carries for 250 yards and 3 TDs)
Rushed for 150 yards in a game.....Josh Samuel at Florida International on Oct. 23, 2020 (25 carries for 163 yards and 1 TD)
Had four 100 yard rushers...vs Jacksonville on Sept. 7, 2013 - Troymaine Pope (16-160); Miles Jones (20-138); Eli Jenkins (15-128); DaMarcus James (12-105) ****NCAA RECORD**
Had three 100 yard rushers...vs Southeast Missouri on Nov. 23, 2013 - DaMarcus James (35-206/3 TD); Eli Jenkins (13-124/1 TD); Troymaine Pope (6-102/2 TD)
Had two 100 yard rushers...at Florida International on Oct. 23, 2020 (Josh Samuel, 25-163/1TD; Uriah West, 24-116/0 TD)
Rushed for 100 yards in eight straight games.....Clay Green, 2005
Rushed for 100 yards in seven straight games...Clay Green, 2005
Rushed for 100 yards in six straight games.....Clay Green, 2005
Rushed for 100 yards in five straight games.....Clay Green, 2005
Rushed for 100 yards in four straight games.....Washaun Ealey, 2011
Rushed for 100 yards in three straight games.....Josh Clemons, 2016 (110 vs Tenn Tech, 143 vs Austin Peay, 149 at Eastern Kentucky)
Rushed for 100 yards in consecutive games.....Uriah West, 2020 (116 at Florida International, 106 vs Tennessee Tech)
Rushed for 150 yards in consecutive games.....Troymaine Pope, 2015 (234 vs. UTC, 250 vs. Charleston Southern, 181 vs. Sam Houston State)
Rushed for 150 yards in three-straight games.....Troymaine Pope, 2015 (234 vs. UTC, 250 vs. Charleston Southern, 181 vs. Sam Houston State)
Rushed for 200 yards in consecutive games.....Troymaine Pope, 2015 (234 vs. UTC, 250 vs. Charleston Southern)
Rushed for five or more TDs in a game....DaMarcus James at Austin Peay on Nov. 2, 2013 (5)
Rushed for four or more TDs in a game....Eli Jenkins vs. UT Martin on Nov. 19, 2016 (4)
Rushed for three or more TDs in a game.....Uriah West vs. Miss. Valley St. on Sept. 8, 2018 (3)
Rushed for three or more TDs in consecutive games.....Troymaine Pope, 2015 (3 vs UTC, 3 vs Charleston Southern)
Rushed for three or more TDs in three-straight games.....DaMarcus James, 2013
Rushed for three or more TDs in a Quarter.....DaMarcus James at Austin Peay on Nov. 2, 2013 (5) (3 in 2nd Quarter)
Had 5 players rush for a TD in a game....vs. Miss. Valley St. on Sept. 8, 2018 (Uriah West-3, Michael Matthews-2, Jaelen Greene-1, Austin Kinsey-1, Zerrick Cooper-1)
Passed for 400 yards in a game.....Zerrick Cooper at Southeastern Louisiana on Aug. 29, 2019 (414 yds)
Passed for 300 yards in a game.....Zerrick Cooper Eastern Kentucky on Nov. 23, 2019 (311 yards/3 TD)
Attempted 50 passes in a game.....Zerrick Cooper vs SE Missouri on Oct. 19, 2019 (52)
Attempted 40 passes in a game.....Zerrick Cooper at Tennessee Tech on Nov. 9, 2019 (28-41-1/3 TD)
Threw six TDs in a game.....Marques Ivory at UT Martin on Nov. 3, 2012 (6)
Threw five TDs in a game.....Marques Ivory at UT Martin on Nov. 3, 2012 (6)
Threw four TDs in a game.....Zerrick Cooper at Kennesaw State on Nov. 17, 2018 (4)
Threw four TDs in consecutive games.....Ryan Perrilloux vs UT Martin on Oct. 3, 2009 (4); vs Nicholls State on Sept. 26, 2009 (4)
Threw three TDs in a game...Zion Webb at UT Martin on March 14, 2021 (3)
Threw three TDs in FIVE consecutive games.....Zerrick Cooper vs. Eastern Wash on Sept. 14, 2019 (3), vs North Alabama on Sept. 21, 2019 (3), at Austin Peay on Sept. 28, 2019 (3), vs. Tennessee State on Oct. 5, 2019 (3), at Eastern Illinois on Oct. 12, 2019 (3)
Threw three TDs in FOUR consecutive games.....Zerrick Cooper vs North Alabama on Sept. 21, 2019 (3), at Austin Peay on Sept. 28, 2019 (3), vs. Tennessee State on Oct. 5, 2019 (3), at Eastern Illinois on Oct. 12, 2019 (3)
Threw three TDs in THREE consecutive games...Zerrick Cooper at Austin Peay on Sept. 28, 2019 (3), vs. Tennessee State on Oct. 5, 2019 (3), at Eastern Ill on Oct. 12, 2019 (3)
Threw three TDs in consecutive games...Zion Webb at Tennessee State on March 7, 2021 (3), at UT Martin on March 14, 2021 (3)
Had 400 yards total offense in a game...Zerrick Cooper at Kennesaw State on Nov. 17, 2018 (423)

Accounted for five or more TDs in a game.....Zerrick Cooper vs. Austin Peay on Sept. 29, 2018 (2 rushing/3 passing)
Accounted for five or more TDs in consecutive games.....Ryan Perrilloux at Alabama A&M (3 passing, 2 rushing) on Sept. 19, 2009; at Nicholls State (4 passing, 1 rushing) on Sept. 26, 2009
Accounted for four or more TDs in a game.....Zerrick Cooper at Austin Peay on Sept. 28, 2019 (1 rushing/3 passing)
Accounted for four or more TDs in consecutive games.....Zerrick Cooper vs Chattanooga (2 passing, 2 rushing) on Sept. 7, 2019; vs Eastern Washington (3 passing, 1 rushing) on Sept. 14, 2019
Accounted for four or more TDs in THREE consecutive games.....Ryan Perrilloux at Alabama A&M (3 passing, 2 rushing) on Sept. 19, 2009; at Nicholls State (4 passing, 1 rushing) on Sept. 26, 2009; vs UT Martin (4 passing) on Oct. 3, 2009
Accounted for three or more TDs in a game...Zion Webb vs Davidson on April 24, 2021 (1 rushing/2 passing)
Rushed for and caught a TD in a game.....Uriah West (1 rushing/1 receiving) at Tennessee State on March 7, 2021
Caught 10 or more passes in a game...Trae Barry at Southeastern Louisiana on Aug. 29, 2019 (10-83/0 TD)
Caught 7 or more passes in a game...Michael Pettway (7-69) vs North Alabama on Sept. 18, 2021
Had 200 or more yards receiving in a game.....Alan Bonner at UT Martin on Nov. 3, 2012 (10-235/5 TDs)
Had 150 or more yards receiving in a game.....Jamari Hester vs Eastern Kentucky on Nov. 23, 2019 (9-186/0 TD)
Had 100 or more yards receiving in a game...Trae Barry at Murray State on April 11, 2021 (4-101/1 TD)
Had 100 or more yards receiving in consecutive games.....Josh Pearson vs. North Alabama on Sept. 21, 2019 (7-149/3 TD), at Austin Peay on Sept. 28, 2019 (8-130/2 TD)
Had 100 or more yards receiving in three-straight games.....Josh Pearson vs. North Carolina A&T on Aug. 25, 2018 (8-147/1 TD), vs. Miss. Valley State on Sept. 8, 2018 (2-113/2 TD), vs. Tennessee Tech on Sept. 22, 2018 (5-102/2 TD)
Caught five or more TD passes in a game.....Alan Bonner at UT Martin on Nov. 3, 2012 (10-235/5 TDs OVC & School Record)
Caught four or more TD passes in a game.....Alan Bonner at UT Martin on Nov. 3, 2012 (10-235/5 TDs OVC & School Record)
Caught three or more TD passes in a game.....KJ Stepherson vs Eastern Kentucky on Nov. 23, 2019 (7-80/3 TD)
Had three interceptions in a game.....T.J. Heath vs UT Martin on Oct. 3, 2009 (3)
Had two interceptions in a game.....Traco Williams at EIU on Oct. 12, 2019 (2)
Returned an interception for a TD in a game.....vs North Alabama on Sept. 18, 2021 (Jaylen Swain, 39 yds in 3rd QTR)
Returned an interception for a TD in consecutive games.....Dawson Wells (48 yds vs EIU on Oct. 31, 2015 and 35 yds at EIU on Nov. 7, 2015)
Returned two interceptions for a TD in a game.....T.J. Heath vs UT Martin on Oct. 3, 2009 (2) (55 yards and 27 yards in 1st qtr.)
Returned a fumble for a TD in a game.....Malik Feaster vs North Alabama on Sept. 18, 2021 (100 yards in 2nd qtr)
Recovered two fumbles in a game.....Jonathan Crutcher vs. Eastern Kentucky on Sept. 27, 2003
Forced two fumbles in a game.....Darius Jackson vs. Eastern Kentucky on Oct. 14, 2016
Scored two defensive TDs in a game.....T.J. Heath vs UT Martin on Oct. 3, 2009 (2 interceptions)
Recovered TWO fumbles in a game...Jawaan Booker at Florida State on Sept. 12, 2009
Blocked a punt.....Jaylen Swain vs Mercer on Oct. 10, 2020 (2nd quarter)
Blocked two punts...Taurean Rhetta at Murray St. on Sept. 29, 2007
Blocked a punt in two consecutive games...Taurean Rhetta at UTM and at EIU in 2006
Blocked a FG.....Umstead Sanders (3rd quarter) vs Tenn Tech on Feb. 28, 2021
Blocked a PAT.....Randy Robinson at Maine on Dec. 1, 2018 (14-136) (4th qtr)
Had 15 or more tackles...Brandon Bender vs Murray State on Sept. 28, 2013 (15 tackles/12 solo)
Had 20 or more tackles...Alexander Henderson vs Murray State on Oct. 18, 2008 (21 tackles, 21 solo)
Had 20 or more tackles in back-to-back Games...Alexander Henderson [2008 vs Murray State (21) & UTM (21)].

THE LAST TIME A JSU OPPONENT...

Scored 50 or more points.....at Austin Peay on Sept. 28, 2019 (L, 52-33)
Scored 40 or more points.....at Florida State on Oct. 3, 2020 (L, 41-24)
Had 450 or more yards rushing.....at Georgia Southern on Nov. 16, 2002 (493)
Had 400 or more yards rushing.....vs Southeast Missouri on Nov. 23, 2013 (58-410)
Had 350 or more yards rushing.....at #2 Kennesaw State on Nov. 17, 2018 (71-351)
Had 300 or more yards rushing.....at #2 Kennesaw State on Nov. 17, 2018 (71-351)
Had 250 or more rushing yards.....at Florida State on Oct. 3, 2020 (53-263)
Had 50 or more rushing attempts.....vs Davidson on April 24, 2021 (64-202)
Had 400 yards passing.....at UT Martin on Sept. 26, 2015 (433)
Had 350 yards passing.....vs UAB on Sept. 1, 2021 (370)
Had 300 yards passing.....vs UAB on Sept. 1, 2021 (370)
Had 60 or more pass attempts.....vs Eastern Illinois on Oct. 13, 2018 (61)
Had 50 or more pass attempts.....vs Eastern Illinois on Oct. 13, 2018 (61)
Had 40 or more pass attempts.....at Murray State on April 11, 2021 (49)
Had 40 or more pass completions.....vs Austin Peay on Nov. 10, 2012 (40)
Had 30 or more pass completions.....vs Eastern Illinois on Oct. 13, 2018 (38)
Had 25 or more pass completions.....vs Eastern Illinois on Oct. 13, 2018 (38)
Had 6 passes intercepted.....at Samford Oct. 14 1995 (6)
Had 5 passes intercepted.....at Eastern Kentucky on Oct. 22, 2016 (5)
Had 4 passes intercepted.....vs. UT Martin on Nov. 19, 2016 (4)
Had 2 100-yard receivers.....at UT Martin on Nov. 3, 2012 (Quentin Sims 10-137; Jeremy Butler 9-101)
Had 600 yards total offense.....at UT Martin on Nov. 3, 2012 (611)
Had 500 yards total offense.....vs UAB on Sept. 1, 2021 (60-517)
Had 400 yards total offense.....vs North Alabama on Sept. 18, 2021 (65-437)
Had 90 or more plays of total offense.....vs Murray State on Oct. 2, 2010 (92)
Had 85 or more plays of total offense.....vs Eastern Washington on Sept. 14, 2019 (88-469)
Had 80 or more plays of total offense.....at Florida State on Oct. 3, 2020 (82-531)
Returned a punt for a TD.....at UT Martin on Nov. 2, 2019 (Terry Williams, 65 yards-3rd Qtr.)
Returned a kickoff for a TD.....vs Mercer on Oct. 10, 2020 (Deondre Johnson, 100 yards - Opening Kick)
Returned the opening kickoff for a TD.....vs Mercer on Oct. 10, 2020 (Deondre Johnson, 100 yards)
Scored on the first play of the game.....at Georgia State on Sept. 21, 2013 (Ronnie Bell 75-yard pass to Albert Wilson)
Returned an INT for a TD.....at SE Louisiana on Aug. 29, 2019 (Ferlando Jordan, 65 yards in 3rd Qtr.)
Returned a fumble for a TD.....at UT Martin on Sept. 26, 2015 (Terri Triplett, 22 yards, 3rd quarter)
Held JSU to 300 yards total offense.....vs UAB on Sept. 1, 2021 (50-156)
Held JSU to 200 yards total offense.....vs UAB on Sept. 1, 2021 (50-156)
Held JSU to 100 yards rushing.....vs UAB on Sept. 1, 2021 (15-70)
Held JSU to 50 yards rushing.....at #8 Michigan State on Aug. 29, 2014 (22)
Held JSU to 100 yards passing.....vs North Alabama on Sept. 18, 2021 (10-19-1 for 98)
Held JSU to 10 first downs.....vs UAB on Sept. 1, 2021 (8)
Had 100 penalty yards.....at Florida State on Sept. 11, 2021 (11-114)
Did not have a turnover.....vs Eastern Kentucky on Nov. 23, 2019
Scored a safety.....vs Murray State on Oct. 26, 2019 (TJ Warren, 4th Qtr.)

THE LAST TIME AN OPPOSING PLAYER...

Rushed for 300 yards in a game.....vs. Southwest Texas Nov 15 1997 (Claude Mathis 308)
Rushed for 200 yards in a game.....at #2 Eastern Illinois on Nov. 16, 2013 (Shepard Little, 26-246/2 TD)
Rushed for 100 yards in a game.....at Florida State on Sept. 11, 2021 (Jashaun Corbin, 15-109/1 TD)
Passed for 300 yards in a game.....vs UAB on Sept. 1, 2021 (Tyler Johnston III, 17-21-0/2 TD, 319 yards)
Passed for 400 yards in a game.....at UT Martin on Sept. 26, 2015 (Jarod Neal 34-49-1/4 TD, 433 yards)
Had 100 yards receiving in a game.....vs North Alabama on Sept. 18, 2021 (Cortez Hall, 8-108/1 TD & Corson Swain, 6-103/0 TD)
Had 150 yard receiving in a game.....vs Youngstown State on Dec. 3, 2016 (Darien Townsend, 3-158/1 TD)
Had 200 yard receiving in a game.....at Eastern Kentucky on Nov. 4, 2010 (Orlandus Harris, 4-205)
Had 10 receptions in a game.....vs #5 Delaware on May 2, 2021 (Gene Coleman II, 10-129/0 TD)
Threw 7 TDs in a game.....at UT Martin on Nov. 3, 2012 (Derek Carr, 7)
Threw 6 TDs in a game.....at UT Martin on Nov. 3, 2012 (Derek Carr, 7)
Threw 5 TDs in a game.....vs Eastern Washington on Sept. 14, 2019 (Eric Barriere, 5)
Threw 5 INTs in a game.....at Austin Peay on Oct. 15, 2011 (Jake Ryan, 5)
Had 2 100 yard rushers in a game.....at #2 Eastern Illinois on Nov. 16, 2013 (Shepard Little, 26-246/2 TD; Jimmy Lera 12-111/2 TD)
Had 2 100-yard receivers.....vs North Alabama on Sept. 18, 2021 (Cortez Hall, 8-108/1 TD & Corson Swain, 6-103/0 TD)
Returned a fumble for a touchdown.....vs. Murray State on Nov. 21, 2015 (Connor Mitchell, 1 yard, 3rd quarter)
Returned a blocked punt for a TD.....at Georgia State on Sept. 21, 2013 (C.J. Scott, 3 yards - 4th Qtr.)
Returned an interception for a touchdown.....at SE Louisiana on Aug. 29, 2019 (Ferlando Jordan, 65 yards in 3rd Qtr.)
Returned a punt for a TD.....at UT Martin on Nov. 2, 2019 (Terry Williams, 65 yards-3rd Qtr.)
Returned a kickoff for a TD.....vs Mercer on Oct. 10, 2020 (Deondre Johnson, 100 yards - Opening Kick)
Returned the opening kickoff for a TD.....vs Mercer on Oct. 10, 2020 (Deondre Johnson, 100 yards)
Scored on the first play of the game.....at Georgia State on Sept. 21, 2013 (Ronnie Bell 75-yard pass to Albert Wilson)



2021 JACKSONVILLE STATE OFFENSIVE DRIVE CHART

Note: *-first drive of second half; #-JSU gained possession off a turnover

vs UAB						
No.	Start	Plays	Yards	Time	End	
1	J40	3	5	2:10	Punt	
#2	U46	3	0	1:17	Punt	
3	J20	6	17	4:08	Punt	
4	J40	3	-4	2:07	Punt	
5	J33	4	7	2:10	Punt	
6	J29	2	4	0:55	End of Half	
*7	J25	6	27	2:46	Punt	
#8	J24	3	2	1:03	Punt	
9	J25	5	20	3:04	Punt	
10	J35	7	29	1:37	Downs	
11	J25	6	9	1:52	Punt	
12	J20	2	5	1:12	End of Game	

at Florida State						
No.	Start	Plays	Yards	Time	End	
1	J44	3	2	1:19	Punt	
2	J38	6	1	3:49	Punt	
3	J21	15	79	6:58	TOUCHDOWN	
4	J33	9	47	3:56	Fumble	
5	J25	4	15	1:42	Punt	
6	J42	3	-3	0:30	Punt	
7	J25	1	-3	0:09	End of Half	
*8	J25	3	9	1:35	Punt	
9	J01	6	22	2:35	Punt	
10	J25	3	1	2:06	Punt	
#11	F32	3	-17	1:25	Punt	
12	J03	11	97	5:04	TOUCHDOWN	
13	J17	10	83	1:32	TOUCHDOWN	

North Alabama						
No.	Start	Plays	Yards	Time	End	
1	J14	12	57	4:45	FIELD GOAL	
2	J22	2	38	0:49	Interception	
3	J20	15	58	4:47	FIELD GOAL	
*4	J20	11	65	7:14	Missed FG	
5	J25	3	2	0:55	Punt	
#6	J46	8	54	2:59	TOUCHDOWN	
7	J20	3	8	2:22	Punt	
8	J15	5	17	2:10	End of Game	



JAMARI **#0**
JEMISON **CB**
5-10 • 170 • FR.
BIRMINGHAM, ALA.
MINOR HS

2021: Turned in one stop in the season opener against UAB...finished with three tackles and an interception at Florida State...posted a pass break up and a tackle in the North Alabama contest.

JEMISON'S CAREER STATS									
TACKLES	G	UA	A	TOTAL	TFL	YDS	PD	FF	FR
2020-21	4	3	0	3	0.0	0	1	0	0
2021	3	2	3	5	0.0	0	1	0	0
TOTAL	6	5	3	8	0.0	0	2	0	0

JEMISON'S CAREER HIGH GAME STATS			
NO.	OPPONENT	DATE	
3	at Florida State	9/11/21	
-	-	-	
-	-	-	
1	2x; last vs. North Alabama	9/18/21	
1	at Florida State	9/11/21	

JEMISON'S 2021 GAME-BY-GAME								
DATE	OPPONENT	UT	AT	TT	TFL-YDS	SCKS-YDS	INT-YDS	BRK
9/1/21	vs. UAB	0	1	1	0-0	0-0	0-0	0
9/11/21	at Florida State	2	1	3	0-0	0-0	1-11	0
9/18/21	North Alabama	0	1	1	0-0	0-0	0-0	1
9/25/21	UT Martin	-	-	-	-	-	-	-
10/2/21	at Kennesaw State	-	-	-	-	-	-	-
10/9/21	Stephen F. Austin	-	-	-	-	-	-	-
10/23/21	at Sam Houston	-	-	-	-	-	-	-
10/30/21	Central Arkansas	-	-	-	-	-	-	-
11/6/21	Abilene Christian	-	-	-	-	-	-	-
11/13/21	at Lamar	-	-	-	-	-	-	-
11/20/21	at Eastern Kentucky	-	-	-	-	-	-	-

JEMISON'S 2020-21 GAME-BY-GAME								
DATE	OPPONENT	UT	AT	TT	TFL-YDS	SCKS-YDS	INT-YDS	BRK
10/3/20	at Florida State	-	DNP	-	-	-	-	-
10/10/20	Mercer	0	0	0	0-0	0-0	0-0	0
10/17/20	at North Alabama	-	DNP	-	-	-	-	-
10/23/20	at FIU	0	0	0	0-0	0-0	0-0	0
2/28/21	Tennessee Tech	2	0	2	0-0	0-0	0-0	1
3/7/21	at Tennessee State	1	0	1	0-0	0-0	0-0	0
3/14/21	at UT Martin	-	DNP	-	-	-	-	-
3/21/21	Southeast Missouri	-	DNP	-	-	-	-	-
3/28/21	Austin Peay	-	DNP	-	-	-	-	-
4/3/21	at Eastern Illinois	-	DNP	-	-	-	-	-
4/11/21	at Murray State	-	DNP	-	-	-	-	-
4/24/21	Davidson	-	DNP	-	-	-	-	-
5/2/21	Delaware	-	DNP	-	-	-	-	-

JEMISON'S 2020-21 GAME-BY-GAME						
DATE	OPPONENT	KO	YDS	TD	LG	AP
10/3/20	at Florida State	-	DNP	-	-	-
10/10/20	Mercer	1	15	0	15	15
10/17/20	at North Alabama	-	DNP	-	-	-
10/23/20	at Florida International	0	0	0	0	0
2/28/21	Tennessee Tech	1	22	0	22	22
3/7/21	at Tennessee State	1	25	0	25	25
3/14/21	at UT Martin	-	DNP	-	-	-
3/21/21	Southeast Missouri	-	DNP	-	-	-
3/28/21	Austin Peay	-	-	-	-	-
4/3/21	at Eastern Illinois	-	-	-	-	-
4/11/21	at Murray State	-	-	-	-	-



NICARIO **#1**
HARPER **SAF**
6-1 • 205 • R-SO.
ATLANTA, GA.
CARVER HS/SOUTHERN MISS

- 2020-21 OVC DEFENSIVE PLAYER OF THE YEAR
- 2020-21 ALL-OVC FIRST TEAM

2021: Led the Gamecocks in tackles with 11 in the season opener versus UAB...posted five tackles, including a stop for a loss against Florida State...also broke up a Semonole pass...missed the North Alabama game.

HARPER'S CAREER STATS									
TACKLES	G	UA	A	TOTAL	TFL	YDS	PD	FF	FR
2020-21	13	46	46	92	2.5	11	2	0	1
2021	2	7	9	16	0.5	1	1	0	0
TOTAL	15	53	55	108	3.0	12	3	0	1

HARPER'S CAREER HIGH GAME STATS			
NO.	OPPONENT	DATE	
13	vs. Tennessee Tech	2/28/21	
1.0	2x; last vs. Delaware	5/2/21	
-	-	-	
-	-	-	
1	vs. Mercer	10/10/20	
1	3x; last at Florida State	9/11/21	
1	3x; last vs. Austin Peay	3/28/21	

HARPER'S 2021 GAME-BY-GAME								
DATE	OPPONENT	UT	AT	TT	TFL-YDS	SCKS-YDS	INT-YDS	BRK
9/1/21	vs. UAB	4	7	11	0-0	0-0	0-0	0
9/11/21	at Florida State	3	2	5	0.5-1	0-0	0-0	1
9/18/21	North Alabama	-	DNP	-	-	-	-	-
9/25/21	UT Martin	-	-	-	-	-	-	-
10/2/21	at Kennesaw State	-	-	-	-	-	-	-
10/9/21	Stephen F. Austin	-	-	-	-	-	-	-
10/23/21	at Sam Houston	-	-	-	-	-	-	-
10/30/21	Central Arkansas	-	-	-	-	-	-	-
11/6/21	Abilene Christian	-	-	-	-	-	-	-
11/13/21	at Lamar	-	-	-	-	-	-	-
11/20/21	at Eastern Kentucky	-	-	-	-	-	-	-

HARPER'S 2020-21 GAME-BY-GAME								
DATE	OPPONENT	UT	AT	TT	TFL-YDS	SCKS-YDS	INT-YDS	BRK
10/3/20	at Florida State	2	6	8	0-0	0-0	0-0	0
10/10/20	Mercer	0	6	6	0-0	0-0	0-0	0
10/17/20	at North Alabama	5	2	7	0-0	0-0	1-0	0
10/23/20	at FIU	3	4	7	1.0-2	0-0	0-0	0
2/28/21	Tennessee Tech	6	7	13	0-0	0-0	1-6	0
2/21/21	at Tennessee State	3	4	7	0-0	0-0	0-0	0
3/14/21	at UT Martin	2	0	2	0-0	0-0	0-0	0
3/21/21	Southeast Missouri	3	4	7	0-0	0-0	0-0	1
3/28/21	Austin Peay	4	3	7	0-0	0-0	1-0	0
4/3/21	at Eastern Illinois	5	2	7	0-0	0-0	0-0	1
4/11/21	at Murray State	6	2	8	0-0	0-0	0-0	1
4/24/21	Davidson	1	3	4	0-0	0-0	0-0	0
5/2/21	Delaware	6	3	9	1.0-8	0-0	0-0	0



MIKE #2 PETTWAY WR

5-10 • 170 • R-FR.

ALABASTER, ALA.

WASHINGTON STATE

• 2020-21 OVC SECOND TEAM

2021: Recorded two catches for 17 yards in the season opener against UAB...caught a pair of passes for 19 yards at Florida State...also had two carries for eight yards vs. FSU...collected seven catches for 69 yards to lead JSU in reception yards.

PETTWAY'S CAREER STATS

REC	G	REC	YDS	TD	LG	REC/G	AVG/C	AVG/G
2020-21	9	18	239	2	35	2.3	13.3	26.6
2021	3	11	105	0	30	3.6	9.5	35.0
TOTALS	12	29	344	2	35	2.4	11.9	28.7

PETTWAY'S CAREER HIGH GAME STATS

NO.	OPPONENT	DATE
Receptions	7 vs. Noth Alabama	9/18/21
Receiving Yards	75 at Tennessee State	3/7/21
Receiving TDs	1 2x; last vs. Davidson	4/24/21
Long Play	35 vs. Davidson	4/24/21

PETTWAY'S 2020-21 GAME-BY-GAME

DATE	OPPONENT	REC	YDS	LNG	AVG	TD
9/1/21	vs. UAB	2	17	12	8.5	0
9/11/21	at Florida State	2	19	11	9.0	0
9/18/21	North Alabama	7	69	30	9.8	0
9/25/21	UT Martin	-	-	-	-	-
10/2/21	at Kennesaw State	-	-	-	-	-
10/9/21	Stephen F. Austin	-	-	-	-	-
10/23/21	at Sam Houston	-	-	-	-	-
10/30/21	Central Arkansas	-	-	-	-	-
11/6/21	Abilene Christian	-	-	-	-	-
11/13/21	at Lamar	-	-	-	-	-
11/20/21	at Eastern Kentucky	-	-	-	-	-

PETTWAY'S 2020-21 GAME-BY-GAME

DATE	OPPONENT	REC	YDS	LNG	AVG	TD
2/28/21	Tennessee Tech	1	6	6	6.0	0
3/7/21	at Tennessee State	6	75	30	12.5	0
3/14/21	at UT Martin	1	14	14	14.0	1
3/21/21	Southeast Missouri	4	60	28	15.0	0
3/28/21	Austin Peay	1	2	2	2.0	0
4/3/21	at Eastern Illinois	1	10	10	10.0	0
4/11/21	at Murray State	1	13	13	13.0	0
4/24/21	Davidson	3	59	35	19.7	1
5/2/21	Delaware	0	0	0	0.0	0



DJ #2 COLEMAN DE

6-6 • 245 • JR.

ATLANTA, GA.

SOUTH ATLANTA HS

- 2020-21 ALL-OVC FIRST TEAM
- 2020 PRESEASON ALL-AMERICAN
- 2020 PRESEASON ALL-OVC
- 2019 ALL-OVC SECOND TEAM TEAM

2021: Finished the season opener against UAB with eight tackles, including a sack...posted three tackles at Florida State, including a stop for a loss...turned in five tackles, including a sack versus North Alabama

COLEMAN'S CAREER STATS

TACKLES	G	UA	A	TOTAL	TFL	YDS	PD	FF	FR
2018	11	7	4	11	2.5	4	0	0	0
2019	12	24	35	59	10.5	40	1	0	1
2020-21	13	27	28	55	13.0	56	1	1	1
2021	3	6	14	20	2.5	16	0	0	0
TOTAL	39	64	81	145	27.5	116	2	1	2

COLEMAN'S CAREER HIGH GAME STATS

NO.	OPPONENT	DATE
Tackles	9 2x; last at North Alabama	10/17/20
Tackles for loss	2.5 at Murray State	10/17/20
Sacks	1.5 vs. North Alabama	9/18/21
FF	1 at Murray State	4/11/21
FR	1 2x; last at UT Martin	3/14/21
PB	1 2x; last vs. Mercer	10/10/20
INT	-	-

COLEMAN'S 2021 GAME-BY-GAME

DATE	OPPONENT	UT	AT	TT	TFL-YDS	SCKS-YDS	INT-YDS	BRK
9/1/21	vs. UAB	1	7	8	0.5-2	0.5-2	0-0	0
9/11/21	at Florida State	2	1	3	1.0-3	0-0	0-0	0
9/18/21	North Alabama	4	1	5	1.5-11	1.5-11	0-0	0
9/25/21	UT Martin	-	-	-	-	-	-	-
10/2/21	at Kennesaw State	-	-	-	-	-	-	-
10/9/21	Stephen F. Austin	-	-	-	-	-	-	-
10/23/21	at Sam Houston	-	-	-	-	-	-	-
10/30/21	Central Arkansas	-	-	-	-	-	-	-
11/6/21	Abilene Christian	-	-	-	-	-	-	-
11/13/21	at Lamar	-	-	-	-	-	-	-
11/20/21	at Eastern Kentucky	-	-	-	-	-	-	-

COLEMAN'S 2020-21 GAME-BY-GAME

DATE	OPPONENT	UT	AT	TT	TFL-YDS	SCKS-YDS	INT-YDS	BRK
10/3/20	at Florida State	2	5	7	1.0-9	1.0-9	0-0	0
10/10/20	Mercer	1	4	5	1.0-4	0-0	0-0	1
10/17/20	at North Alabama	4	5	9	2.5-5	1.0-3	0-0	0
10/23/20	at FIU	2	1	3	0-0	0-0	0-0	0
2/28/21	Tennessee Tech	1	4	5	0-0	0-0	0-0	0
3/7/21	at Tennessee State	1	1	2	1.0-2	1.0-2	0-0	0
3/14/21	at UT Martin	0	0	0	0-0	0-0	0-0	0
3/21/21	Southeast Missouri	1	2	3	1.5-14	1.5-14	0-0	0
3/28/21	Austin Peay	1	2	3	1.5-4	0-0	0-0	0
4/3/21	at Eastern Illinois	6	1	7	1.0-7	1.0-7	0-0	0
4/11/21	at Murray State	3	0	3	2.0-3	1.0-3	0-0	0
4/24/21	Davidson	2	1	3	0-0	0-0	0-0	0
5/2/21	Delaware	1	2	3	1.0-8	0-0	0-0	0

COLEMAN'S 2019 GAME-BY-GAME

DATE	OPPONENT	UT	AT	TT	TFL-YDS	SCKS-YDS	INT-YDS	BRK
8/24/19	@SE Louisiana	0	3	3	0-0	0-0	0-0	0
9/7/19	Chattanooga	4	0	4	1.0-3	0-0	0-0	0
9/14/19	Eastern Washington	3	0	3	0-0	0-0	0-0	0
9/21/19	North Alabama	3	1	4	0.5-0	0-0	0-0	0
9/28/19	@Austin Peay	5	4	9	1.5-6	1.0-4	0-0	0
10/5/19	Tennessee State	2	2	4	1.0-2	1.0-2	0-0	0
10/12/19	@Eastern Illinois	2	2	4	1.0-8	1.0-8	0-0	1
10/19/19	Southeast Missouri	2	1	3	1.0-14	1.0-14	0-0	0
10/26/19	Murray State	5	2	7	1.5-5	0.5-2	0-0	0
11/2/19	@UT Martin	0	4	4	1.0-2	0.5-1	0-0	0
11/9/19	@Tennessee Tech	0	3	3	0-0	0-0	0-0	0
11/23/19	Eastern Kentucky	2	4	6	2.5-11	1.0-8	0-0	0

COLEMAN'S 2018 GAME-BY-GAME								
DATE	OPPONENT	UT	AT	TT	TFL-YDS	SCKS-YDS	INT-YDS	BRK
8/25/18	vs. N.C. A&T	0	1	1	0-0	0-0	0-0	0
9/8/18	Miss. Valley State	1	0	1	1.0-1	1.0-1	0-0	0
9/22/18	Tennessee Tech	0	1	1	0-0	0-0	0-0	0
9/29/18	Austin Peay	-	DNP	-	-	-	-	-
10/6/18	at Eastern Kentucky	2	0	2	1.0-2	0-0	0-0	0
10/13/18	Eastern Illinois	0	0	0	0-0	0-0	0-0	0
10/20/18	at Southeast Missouri	2	0	2	0-0	0-0	0-0	0
10/27/18	at Murray State	1	0	1	0-0	0-0	0-0	0
11/3/18	UT Martin	1	0	1	0-0	0-0	0-0	0
11/10/18	at Tennessee State	0	1	1	0-0	0-0	0-0	0
11/17/18	at Kennesaw State	-	DNP	-	-	-	-	-
11/24/18	East Tennessee St.	0	1	1	0-0	0-0	0-0	0
12/1/18	at Maine	0	0	0	0-0	0-0	0-0	0



PAT JACKSON **#3 RB**
5-9 • 215 • JR.
COLUMBUS MISS.
COLUMBUS HS/MISSISSIPPI DELTA CC

2021: Rushed for 22 yards on a pair of carries in the season opener against UAB...carried the ball 10 times for 39 yards at Florida State...saw action in the home opener against North Alabama.

JACKSON'S CAREER STATS							
RUSHING	G	ATT	YDS	TD	LG	AVG/C	AVG/G
2020-21	12	93	369	3	28	4.0	30.8
2021	3	12	65	0	11	5.1	30.5
TOTAL	15	105	434	3	28	4.1	31.0

JACKSON'S CAREER STATS								
REC	G	REC	YDS	TD	LG	REC/G	AVG/C	AVG/G
2020-21	12	6	102	1	55	0.4	17.0	8.5
2021	3	1	3	0	3	0.5	3.0	1.5
TOTALS	15	7	105	1	58	0.5	15.0	8.1

JACKSON'S CAREER HIGH GAME STATS				DATE
NO.	OPPONENT			
18	at UT Martin			3/14/21
87	at UT Martin			3/14/21
1	3x; last vs. Davidson			4/24/21
2	at Murray State			4/24/21
55	Davidson			4/24/21
1	Davidson			4/24/21

JACKSON'S 2021 GAME-BY-GAME						
DATE	OPPONENT	RUSH	YDS	AVG	TD	TD RUNS
9/1/21	vs. UAB	2	11	11.0	0	-
9/11/21	at Florida State	10	39	3.9	0	-
9/18/21	North Alabama	0	0	0.0	0	-
9/25/21	UT Martin	-	-	-	-	-
10/3/21	at Kennesaw State	-	-	-	-	-
10/9/21	Stephen F. Austin	-	-	-	-	-
10/23/21	at Sam Houston	-	-	-	-	-
10/30/21	Central Arkansas	-	-	-	-	-
11/6/21	Abilene Christian	-	-	-	-	-
11/13/21	at Lamar	-	-	-	-	-
11/20/21	at Eastern Kentucky	-	-	-	-	-

JACKSON'S 2020-21 GAME-BY-GAME						
DATE	OPPONENT	RUSH	YDS	AVG	TD	TD RUNS
10/3/20	at Florida State	-	-	-	-	-
10/10/20	Mercer	11	62	5.6	1	2
10/17/23	at North Alabama	9	29	3.2	0	-
10/23/20	at Florida International	- DNP -				
2/28/21	Tennessee Tech	10	62	6.2	0	-
3/7/21	at Tennessee State	13	19	1.5	1	1
3/14/21	at UT Martin	18	87	4.8	0	-
3/21/21	Southeast Missouri	6	9	1.5	0	-
3/28/21	Austin Peay	3	13	4.3	0	-
4/3/21	at Eastern Illinois	5	36	7.2	9	-
4/11/21	at Murray State	7	40	5.7	0	-
4/24/21	Davidson	5	6	1.2	1	1
5/2/21	Delaware	5	8	1.6	0	-

JACKSON'S 2020-21 GAME-BY-GAME						
DATE	OPPONENT	REC	YDS	LNG	AVG	TD
9/1/21	vs. UAB	-	-	-	-	-
9/11/21	at Florida State	-	-	-	-	-
9/18/21	North Alabama	-	-	-	-	-
9/25/21	UT Martin	-	-	-	-	-
10/2/21	at Kennesaw State	-	-	-	-	-
10/9/21	Stephen F. Austin	-	-	-	-	-
10/23/21	at Sam Houston	-	-	-	-	-
10/30/21	Central Arkansas	-	-	-	-	-
11/6/21	Abilene Christian	-	-	-	-	-
11/13/21	at Lamar	-	-	-	-	-
11/20/21	at Eastern Kentucky	-	-	-	-	-

JACKSON'S 2020-21 GAME-BY-GAME						
DATE	OPPONENT	REC	YDS	LNG	AVG	TD
10/3/20	at Florida State	1	7	7	7.0	0
10/10/20	Mercer	0	0	0	0	0
10/17/20	at North Alabama	0	0	0	0	0
10/23/20	at FIU	- DNP -				
2/21/21	at Tennessee State	1	5	5	5.0	0
2/28/21	Tennessee Tech	-	-	-	-	-
3/14/21	at UT Martin	-	-	-	-	-
3/21/21	Southeast Missouri	0	0	0	0.0	0
3/28/21	Austin Peay	-	-	-	-	-
4/3/21	at Eastern Illinois	-	-	-	-	-
4/11/21	at Murray State	2	25	15	12.5	0
4/24/21	Davidson	1	55	55	55.0	1
5/2/21	Delaware	1	10	10	10.0	0



MARSHALL CLARK **#3 LB**
6-0 • 210 • R-SO.
MUNFORD, ALA.
MUNFORD HS

• 2020-21 OVC SECOND TEAM

2021: Led the Gamecock defense with 11 tackles in the season opener against UAB...also forced a Blazer fumble...finished with five tackles, including a stop for a loss at Florida State...posted four tackles in the home opener against North Alabama.

CLARK'S CAREER STATS									
TACKLES	G	UA	A	TOTAL	TFL	YDS	PD	FF	FR
2018	4	0	1	1	0	0	0	0	0
2019	11	11	15	26	1.5	9	0	0	1
2020-21	13	28	57	85	10.5	26	2	0	0
2021	3	8	12	20	0.5	1	0	1	0
TOTAL	31	47	85	132	12.5	36	2	1	1

CLARK'S CAREER HIGH GAME STATS				DATE
NO.	OPPONENT			
12	vs. Delaware			5/2/21
3.5	at Tennessee State			3/7/21
1.0	at Eastern Illinois			4/3/21
2	vs. Southeast Missouri			3/21/21
1	vs. UAB			9/1/21
1	vs. Chattanooga			9/7/19
1	vs. Mercer			10/10/20

CLARK'S 2021 GAME-BY-GAME								
DATE	OPPONENT	UT	AT	TT	TFL-YDS	SCKS-YDS	INT-YDS	BRK
9/1/21	vs. UAB	3	8	11	0-0	0-0	0-0	0
9/11/21	at Florida State	1	4	5	0.5-1	0-0	0-0	0
9/18/21	North Alabama	0	4	4	0-0	0-0	0-0	0
9/25/21	UT Martin	-	-	-	-	-	-	-
10/2/21	at Kennesaw State	-	-	-	-	-	-	-
10/9/21	Stephen F. Austin	-	-	-	-	-	-	-
10/23/21	at Sam Houston	-	-	-	-	-	-	-
10/30/21	Central Arkansas	-	-	-	-	-	-	-
11/6/21	Abilene Christian	-	-	-	-	-	-	-
11/13/21	at Lamar	-	-	-	-	-	-	-
11/20/21	at Eastern Kentucky	-	-	-	-	-	-	-

CLARK'S 2020-21 GAME-BY-GAME								
DATE	OPPONENT	UT	AT	TT	TFL-YDS	SCKS-YDS	INT-YDS	BRK
10/3/20	at Florida State	1	2	3	0-0	0-0	0-0	0
10/10/20	Mercer	0	7	7	0-0	0-0	1-5	0
10/17/20	at North Alabama	1	2	3	0.5-1	0-0	0-0	0
10/23/20	at FIU	3	2	4	0-0	0-0	0-0	0
2/28/21	Tennessee Tech	1	2	3	1.0-2	0-0	0-0	0
3/7/21	at Tennessee State	4	4	8	3.5-7	0.5-3	0-0	0
3/14/21	at UT Martin	1	8	9	0.5-2	0-0	0-0	0
3/21/21	Southeast Missouri	3	5	8	0-0	0-0	0-0	2
3/28/21	Austin Peay	2	4	6	0.5-3	0-0	0-0	0
4/3/21	at Eastern Illinois	5	2	7	1.0-3	1.0-3	0-0	0
4/11/21	at Murray State	4	5	9	0.5-2	0-0	0-0	0
4/24/21	Davidson	2	3	5	1.0-4	0-0	0-0	0
5/2/21	Delaware	2	10	12	2.0-3	0-0	0-0	0

CLARK'S 2019 GAME-BY-GAME								
DATE	OPPONENT	UT	AT	TT	TFL-YDS	SCKS-YDS	INT-YDS	BRK
8/24/19	@SE Louisiana	0	0	0	0-0	0-0	0-0	0
9/7/19	Chattanooga	3	0	3	0-0	0-0	0-0	0
9/14/19	Eastern Washington	1	1	2	0-0	0-0	0-0	0
9/21/19	North Alabama	0	4	4	0.5-5	0-0	0-0	0
9/28/19	@Austin Peay	4	2	6	0-0	0-0	0-0	0
10/5/19	Tennessee State	1	3	4	1.0-4	0-0	0-0	0
10/12/19	@Eastern Illinois	0	0	0	0-0	0-0	0-0	0
10/19/19	Southeast Missouri	0	0	0	0-0	0-0	0-0	0
10/26/19	Murray State	- DNP -						
11/2/19	@UT Martin	0	1	1	0-0	0-0	0-0	0
11/9/19	@Tennessee Tech	0	1	1	0-0	0-0	0-0	0
11/23/19	Eastern Kentucky	0	1	1	0-0	0-0		0

CLARK'S 2018 GAME-BY-GAME								
DATE	OPPONENT	UT	AT	TT	TFL-YDS	SCKS-YDS	INT-YDS	BRK
8/25/18	vs. N.C. A&T	-	DNP	-				
9/8/18	Miss. Valley State	-	DNP	-				
9/22/18	Tennessee Tech	-	DNP	-				
9/29/18	Austin Peay	-	DNP	-				
10/6/18	at Eastern Kentucky	-	DNP	-				
10/13/18	Eastern Illinois	-	DNP	-				
10/20/18	at Southeast Missouri	-	DNP	-				
10/27/18	at Murray State	0	0	0	0-0	0-0	0-0	0
11/3/18	UT Martin	0	0	0	0-0	0-0	0-0	0
11/10/18	at Tennessee State	0	0	0	0-0	0-0	0-0	0
11/17/18	at Kennesaw State	-	DNP	-				
11/24/18	East Tennessee St.	-	DNP	-				
12/1/18	at Maine	0	1	0	0-0	0-0	0-0	0



JAYSON JONES **#15**
5-11 • 180 • FR.
BIRMINGHAM, ALA.
CENTER POINT HS

2021: Saw action in the season opener against UAB...had one catch at Florida State...saw action versus North Alabama.

JONES' CAREER STATS								
REC	G	REC	YDS	TD	LG	REC/G	AVG/C	AVG/G
2020-21	9	4	63	0	58	0.4	15.8	7.0
2021	3	1	7	0	7	0.3	7.0	2.3
TOTALS	12	5	70	0	58	0.4	10.2	5.8

JONES' CAREER HIGH GAME STATS			DATE
NO.	OPPONENT		
Rush Attempts	-	-	-
Rush Yards	-	-	-
Rush TD's	-	-	-
Receptions	1	4x; last at Florida State	9/11/21
Rec. Yards	58	vs. Davidson	4/24/21
Rec. TD's	-	-	-

JONES' 2020-21 GAME-BY-GAME						
DATE	OPPONENT	REC	YDS	LNG	AVG	TD
9/1/21	vs. UAB	0	0	0	0.0	0
9/11/21	at Florida State	1	5	5	5.0	0
9/18/21	North Alabama	-	-	-	-	-
9/25/21	UT Martin	-	-	-	-	-
10/2/21	at Kennesaw State	-	-	-	-	-
10/9/21	Stephen F. Austin	-	-	-	-	-
10/23/21	at Sam Houston	-	-	-	-	-
10/30/21	Central Arkansas	-	-	-	-	-
11/6/21	Abilene Christian	-	-	-	-	-
11/13/21	at Lamar	-	-	-	-	-
11/20/21	at Eastern Kentucky	-	-	-	-	-

JONES' 2020-21 GAME-BY-GAME						
DATE	OPPONENT	REC	YDS	LNG	AVG	TD
10/3/20	at Florida State	1	-7	-7	-7.0	0
10/10/20	Mercer	- DNP -				
10/17/20	at North Alabama	- DNP -				
10/23/20	at FIU	- DNP -				
2/21/21	at Tennessee State	-	-	-	-	-
2/28/21	Tennessee Tech	0	0	0	0.0	-
3/14/21	at UT Martin	0	0	0	0.0	-
3/21/21	Southeast Missouri	- DNP -				
3/28/21	Austin Peay	- DNP -				
4/3/21	at Eastern Illinois	0	0	0	0.0	0
4/11/21	at Murray State	- DNP -				
4/24/21	Davidson	1	58	58	58.0	0
5/2/21	Delaware	1	3	3	3.0	0



LEMUEL GORDON **#4**
6-3 • 288 • R-FR.
MONTGOMERY, ALA.
CARVER HS

• 2020-21 OVC SECOND TEAM

2021: Collected five tackles, including a stop for a loss in the season opener against UAB...made a pair of tackles at Florida State...finished with a tackle against North Alabama.

GORDON'S CAREER STATS									
TACKLES	G	UA	A	TOTAL	TFL	YDS	PD	FF	FR
2020-21	12	7	14	21	3.0	19	0	0	0
2021	3	1	7	8	0.5	2	0	0	0
TOTAL	15	8	21	29	3.5	21	0	0	0

GORDON'S CAREER HIGH GAME STATS			
NO.	OPPONENT	DATE	
Tackles	5	vs. UAB	9/1/21
Tackles for loss	1.0	2x; last vs. Austin Peay	3/28/21
Sacks	1.0	at Tennessee State	3/7/21
FF	-	-	-
FR	-	-	-
PB	-	-	-
INT	-	-	-

GORDON'S 2021 GAME-BY-GAME								
DATE	OPPONENT	UT	AT	TT	TFL-YDS	SCKS-YDS	INT-YDS	BRK
9/1/21	vs. UAB	0	5	5	0.5-2	0.5-2	0-0	0
9/11/21	at Florida State	0	2	2	0-0	0-0	0-0	0
9/18/21	North Alabama	1	0	1	0-0	0-0	0-0	0
9/25/21	UT Martin	-	-	-	-	-	-	-
10/2/21	at Kennesaw State	-	-	-	-	-	-	-
10/9/21	Stephen F. Austin	-	-	-	-	-	-	-
10/23/21	at Sam Houston	-	-	-	-	-	-	-
10/30/21	Central Arkansas	-	-	-	-	-	-	-
11/6/21	Abilene Christian	-	-	-	-	-	-	-
11/13/21	at Lamar	-	-	-	-	-	-	-
11/20/21	at Eastern Kentucky	-	-	-	-	-	-	-

GORDON'S 2020-21 GAME-BY-GAME								
DATE	OPPONENT	UT	AT	TT	TFL-YDS	SCKS-YDS	INT-YDS	BRK
10/3/20	at Florida State	1	1	2	0-0	0-0	0-0	0
10/10/20	Mercer	0	1	1	0-0	0-0	0-0	0
10/17/20	at North Alabama	-	DNP	-	-	-	-	-
10/23/20	at FIU	0	0	0	0-0	0-0	0-0	0
2/28/21	Tennessee Tech	2	2	4	0-0	0-0	0-0	0
3/7/21	at Tennessee State	1	1	2	1.0-9	1.0-9	0-0	0
3/14/21	at UT Martin	0	2	2	0-0	0-0	0-0	0
3/21/21	Southeast Missouri	0	1	1	0.5-4	0.5-4	0-0	0
3/28/21	Austin Peay	2	0	2	1.0-4	0-0	0-0	0
4/3/21	at Eastern Illinois	0	0	0	0-0	0-0	0-0	0
4/11/21	at Murray State	0	1	1	0-0	0-0	0-0	0
4/24/21	Davidson	0	3	3	0.5-2	0-0	0-0	0
5/2/21	Delaware	1	2	3	0-0	0-0	0-0	0



JOSH SAMUEL **#5 RB**
5-11 • 215 • R-JR.
GREENVILLE, S.C.
CENTRAL GWINNETT HS/WESTERN KENTUCKY

• 2020-21 OVC SECOND TEAM

2021: Turned in 13 yards on four carries in the season opener versus UAB...also had one catch for four yards...had 33 yards on eight carries at Florida State, including a two-yard TD run...also had one catch versus the Seminoles...collected 107 yards on 20 carries in the home opener against North Alabama...also had one catch for 15 yards in the UNA contest.

SAMUEL'S CAREER STATS							
RUSHING	G	ATT	YDS	TD	LG	AVG/C	AVG/G
2020-21	13	139	773	8	64	5.6	51.0
2021	3	32	153	1	25	4.8	23.0
TOTAL	16	172	926	9	64	5.4	57.9

SAMUEL'S CAREER STATS								
REC	G	REC	YDS	TD	LG	REC/G	AVG/C	AVG/G
2020-21	13	14	197	1	54	1.3	14.1	17.9
2021	3	3	21	0	15	1.0	7.7	7.7
TOTALS	16	17	220	1	54	1.1	12.9	13.8

SAMUEL'S CAREER HIGH GAME STATS			
NO.	OPPONENT	DATE	
Rush Attempts	25	at FIU	10/23/20
Rush Yards	163	at FIU	10/23/20
Rush TD's	1	9x; last at Florida State	9/11/21
Receptions	5	at FIU	10/23/20
Receiving Yards	63	vs. Austin Peay	3/28/21
Receiving TDs	1	vs. Southeast Missouri	3/21/21
Long Play	54	2x; last vs. Austin Peay	3/28/21

SAMUEL'S 2021 GAME-BY-GAME						
DATE	OPPONENT	RUSH	YDS	AVG	TD	TD RUNS
9/1/21	vs. UAB	4	13	3.3	0	-
9/11/21	at Florida State	8	33	4.1	1	2
9/18/21	North Alabama	20	107	5.4	0	-
9/25/21	UT Martin	-	-	-	-	-
10/3/21	at Kennesaw State	-	-	-	-	-
10/9/21	Stephen F. Austin	-	-	-	-	-
10/23/21	at Sam Houston	-	-	-	-	-
10/30/21	Central Arkansas	-	-	-	-	-
11/6/21	Abilene Christian	-	-	-	-	-
11/13/21	at Lamar	-	-	-	-	-
11/20/21	at Eastern Kentucky	-	-	-	-	-

SAMUEL'S 2021 GAME-BY-GAME						
DATE	OPPONENT	REC	YDS	LNG	AVG	TD
9/1/21	vs. UAB	1	6	6	6.0	0
9/11/21	at Florida State	1	2	2	2.0	0
9/18/21	North Alabama	1	15	15	15.0	0
9/25/21	UT Martin	-	-	-	-	-
10/2/21	at Kennesaw State	-	-	-	-	-
10/9/21	Stephen F. Austin	-	-	-	-	-
10/23/21	at Sam Houston	-	-	-	-	-
10/30/21	Central Arkansas	-	-	-	-	-
11/6/21	Abilene Christian	-	-	-	-	-
11/13/21	at Lamar	-	-	-	-	-
11/20/21	at Eastern Kentucky	-	-	-	-	-

SAMUEL'S 2020-21 GAME-BY-GAME						
DATE	OPPONENT	RUSH	YDS	AVG	TD	TD RUNS
10/3/20	at Florida State	1	14	3.5	0	-
10/10/20	Mercer	4	10	1.7	0	-
10/17/20	at North Alabama	7	24	3.4	0	-
10/23/20	at Florida International	25	163	6.5	1	2
2/28/21	Tennessee Tech	17	37	2.2	1	2
3/7/21	at Tennessee State	13	71	5.5	0	-
3/14/21	at UT Martin	9	37	4.1	1	4
3/21/21	Southeast Missouri	10	62	6.2	0	-
3/28/21	Southeast Missouri	20	89	4.4	1	5
4/3/21	at Eastern Illinois	12	130	10.8	1	10
4/11/21	at Murray State	8	30	3.8	1	1
4/24/21	Davidson	7	66	9.4	1	1
5/2/21	Delaware	1	0	0.0	0	0

SAMUEL'S 2020-21 GAME-BY-GAME						
DATE	OPPONENT	REC	YDS	LNG	AVG	TD
10/3/20	at Florida State	7	74	19	10.6	0
10/10/20	Mercer	0	0	0	0	0
10/17/20	at North Alabama	1	9	9	9.0	0
10/23/20	at FIU	5	38	21	7.6	0
2/21/21	at Tennessee State	1	11	11	11.0	0
2/28/21	Tennessee Tech	0	0	0	0.0	0
3/14/21	at UT Martin	1	5	5	5.0	0
3/21/21	Southeast Missouri	1	54	54	54.0	1
3/28/21	Austin Peay	2	63	54	31.5	0
4/3/21	at Eastern Illinois	0	0	0	0.0	0
4/11/21	at Murray State	1	8	8	8.0	0
4/24/21	Davidson	0	0	0	0.0	0
5/2/21	Delaware	0	0	0	0.0	0



YESSMAN GREEN **#5 CB**
6-2 • 178 • FR.
MOBILE, ALA.
JACKSONVILLE HS

2021: Saw action in the season opener against UAB...made three tackles at Florida State...posted four tackles in the home opener versus North Alabama.

GREEN'S CAREER STATS									
TACKLES	G	UA	A	TOTAL	TFL	YDS	PD	FF	FR
2020-21	3	4	0	4	1.0	1	0	0	0
2021	3	5	2	7	0.0	0	0	0	0
TOTAL	6	9	2	11	1.0	1	0	0	0

GREEN'S CAREER HIGH GAME STATS		
NO.	OPPONENT	DATE
4	vs. North Alabama	9/18/21
1	vs. Southeast Missouri	3/21/21
Tackles	-	-
Tackles for loss	-	-
Sacks	-	-
FF	-	-
FR	-	-
PB	-	-
INT	-	-

GREEN'S 2021 GAME-BY-GAME								
DATE	OPPONENT	UT	AT	TT	TFL-YDS	SCKS-YDS	INT-YDS	BRK
9/1/21	vs. UAB	0	0	0	0-0	0-0	0-0	0
9/11/21	at Florida State	2	1	3	0-0	0-0	0-0	0
9/18/21	North Alabama	4	0	4	0-0	0-0	0-0	0
9/25/21	UT Martin	-	-	-	-	-	-	-
10/2/21	at Kennesaw State	-	-	-	-	-	-	-
10/9/21	Stephen F. Austin	-	-	-	-	-	-	-
10/23/21	at Sam Houston	-	-	-	-	-	-	-
10/30/21	Central Arkansas	-	-	-	-	-	-	-
11/6/21	Abilene Christian	-	-	-	-	-	-	-
11/13/21	at Lamar	-	-	-	-	-	-	-
11/20/21	at Eastern Kentucky	-	-	-	-	-	-	-

GREENS 2020-21 GAME-BY-GAME								
DATE	OPPONENT	UT	AT	TT	TFL-YDS	SCKS-YDS	INT-YDS	BRK
10/3/20	at Florida State	-	DNP	-	-	-	-	-
10/10/20	Mercer	-	DNP	-	-	-	-	-
10/17/20	at North Alabama	-	DNP	-	-	-	-	-
10/23/20	at FIU	-	DNP	-	-	-	-	-
2/28/21	Tennessee Tech	-	DNP	-	-	-	-	-
3/7/21	at Tennessee State	-	DNP	-	-	-	-	-
3/14/21	at UT Martin	-	DNP	-	-	-	-	-
3/21/21	Southeast Missouri	2	0	2	1.0-1	0-0	0-0	0
3/28/21	Austin Peay	-	DNP	-	-	-	-	-
4/3/21	at Eastern Illinois	-	DNP	-	-	-	-	-
4/11/21	at Murray State	1	0	1	0-0	0-0	0-0	0
4/24/21	Davidson	1	0	1	0-0	0-0	0-0	0
5/2/21	Delaware	-	DNP	-	-	-	-	-



ZERRICK

#6

COOPER

QB

6-3 • 225 • R-SR.

JONESBORO, GA.

JONESBORO HS/CLEMSON

- 2020 PRESEASON ALL-AMERICAN
- 2020 PRESEASON ALL-OVC
- 2019 PRESEASON OVC OFFENSIVE PLAYER OF THE YEAR
- 2019 PRESEASON ALL-AMERICAN
- 2019 PRESEASON ALL-OVC
- 2018 ALL-AMERICAN
- 2018 ALL-OVC FIRST TEAM
- 2018 ALL-NEWCOMER TEAM
- OVC NEWCOMER OF THE WEEK (9/2/18)
- OVC NEWCOMER OF THE WEEK (9/30/18)
- OVC OFFENSIVE OF THE WEEK (9/30/18)
- OVC NEWCOMER OF THE WEEK (10/28/18)
- OVC OFFENSIVE OF THE WEEK (11/18/18)
- OVC NEWCOMER OF THE WEEK (11/18/18)
- OVC OFFENSIVE OF THE WEEK (9/8/19)
- OVC OFFENSIVE OF THE WEEK (9/15/19)
- OVC OFFENSIVE OF THE WEEK (10/6/19)

2021: Completed 18-of-35 for 86 yards in the season opener against UAB...also carried the ball six times for 30 yards... became JSU's all-time passing leader with a 12-yard completion to Quan Charleston with 8:32 left in the second quarter, surpassing Eli Jenkins' (2013-16) previous mark of 7,652 yards... threw two touchdowns, including the game-winning 59-yard Hail Mary, to set a new JSU school record with 63 career passing touchdowns. He finished 17-of-38 for 242 yards through the air... did not play against North Alabama.

COOPER'S CAREER STATS							
RUSHING	G	ATT	YDS	TD	LG	AVG/C	AVG/G
2018	13	109	366	6	26	4.0	18.0
2019	12	136	320	6	19	2.4	26.7
2020-21	4	30	89	5	16	3.0	29.7
2021	2	23	61	0	11	2.7	30.5
TOTAL	31	299	830	17	26	2.8	26.8

PASSING	G	ATT	CMP	INT	YDS	TD	LG	PCT	AVG/P	AVG/G	EFF.
2018	13	417	251	14	3416	32	75	60.2	13.2	262.8	147.6
2019	12	439	260	12	3093	28	67	59.2	13.2	283.7	139.9
2020	4	73	49	1	615	1	41	67.1	12.5	205.0	139.6
2021	2	73	35	0	328	2	59	47.9	9.4	164.0	158.6
TOTAL	31	1010	600	27	7819	63	75	59.4	13.0	252.2	139.6

COOPER'S CAREER HIGH GAME STATS			
NO.	OPPONENT	DATE	
40	at Southeastern Louisiana	8/29/29	
52	2x; last at Southeastern Louisiana	8/29/19	
417	vs. Kennesaw State	11/17/18	
4	vs. Kennesaw State	11/17/18	
3	2x; last at Austin Peay	9/28/19	
18	vs. Eastern Washington	9/14/19	
88	vs. Eastern Washington	9/14/19	
2	3x; last at North Alabama	10/17/20	
75	vs. Mississippi Valley State	9/8/18	

COOPER'S 2021 GAME BY GAME STATISTICS											
PASSING						RUSHING					
DATE	OPPONENT	COMP-ATT-INT	YDS	TD	LG	NO.-YDS	TD	LG			
9/1/21	vs. UAB	18-35-0	86	0	24	6-30	0	9			
9/11/21	at Florida State	17-38-2	242	2	59	17-31	0	11			
9/18/21	North Alabama	- DNP -	-	-	-	-	-	-			
9/25/21	UT Martin	-	-	-	-	-	-	-			
10/2/21	at Kennesaw State	-	-	-	-	-	-	-			
10/9/21	Stephen F. Austin	-	-	-	-	-	-	-			
10/23/21	at Sam Houston	-	-	-	-	-	-	-			
10/30/21	Central Arkansas	-	-	-	-	-	-	-			
11/6/21	Abilene Christian	-	-	-	-	-	-	-			
11/13/21	at Lamar	-	-	-	-	-	-	-			
11/20/21	at Eastern Kentucky	-	-	-	-	-	-	-			

COOPER'S 2020-21 GAME BY GAME STATISTICS											
PASSING						RUSHING					
DATE	OPPONENT	COMP-ATT-INT	YDS	TD	LG	NO.-YDS	TD	LG			
10/3/20	at Florida State	22-30-1	232	0	41	9-14	1	7			
10/10/20	Mercer	12-18-0	139	0	38	12-29	2	16			
10/17/20	at North Alabama	15-25-1	244	1	40	9-46	2	10			
10/23/20	at Florida International	5-8-0	56	0	24	1-6	0	0			
2/28/21	Tennessee Tech	- DNP -	-	-	-	-	-	-			
3/7/21	at Tennessee State	- DNP -	-	-	-	-	-	-			
3/14/21	at UT Martin	- DNP -	-	-	-	-	-	-			
3/21/21	Southeast Missouri	- DNP -	-	-	-	-	-	-			
3/28/21	Austin Peay	- DNP -	-	-	-	-	-	-			
4/3/21	at Eastern Illinois	- DNP -	-	-	-	-	-	-			
4/11/21	at Murray State	- DNP -	-	-	-	-	-	-			
4/24/21	Davidson	- DNP -	-	-	-	-	-	-			
5/2/21	Delaware	- DNP -	-	-	-	-	-	-			

COOPER'S 2019 GAME BY GAME STATISTICS											
PASSING						RUSHING					
DATE	OPPONENT	COMP-ATT-INT	YDS	TD	LG	NO.-YDS	TD	LG			
8/24/19	@SE Louisiana	40-52-2	414	2	33	10-9	0	15			
9/7/19	Chattanooga	20-26-1	344	2	48	11-30	2	18			
9/14/19	Eastern Washington	14-31-1	249	3	52	18-88	1	19			
9/21/19	North Alabama	19-31-0	266	3	67	8-13	0	13			
9/28/19	@Austin Peay	27-50-3	301	3	31	7-25	1	10			
10/5/19	Tennessee State	25-39-0	305	3	42	9-44	0	17			
10/12/19	@Eastern Illinois	22-34-1	237	3	39	12-2	0	10			
10/19/19	Southeast Missouri	23-52-1	347	2	53	13-25	1	18			
10/26/19	Murray State	5-12-1	78	0	23	12-79	0	14			
11/2/19	@UT Martin	16-36-1	240	1	61	11-19	1	13			
11/9/19	@Tennessee Tech	28-41-1	312	3	66	11-26	0	9			
11/23/19	Eastern Kentucky	21-35-0	311	3	40	17-44	0	14			

COOPER'S 2018 GAME BY GAME STATISTICS											
PASSING						RUSHING					
DATE	OPPONENT	COMP-ATT-INT	YDS	TD	LG	NO.-YDS	TD	LG			
8/25/18	North Carolina A&T	24-38-1	320	2	49	8-37	0	12			
9/8/18	Mississippi Valley State	12-17-0	211	1	75	4-27	1	10			
9/22/18	Tennessee Tech	14-24-0	190	2	50	5-18	0	9			
9/29/18	Austin Peay	18-31-1	268	3	34	6-27	2	21			
10/6/18	at Eastern Kentucky	12-21-1	147	2	27	3-1	0	5			
10/13/18	Eastern Illinois	13-21-1	240	3	44	8-30	1	26			
10/20/18	at Southeast Missouri	29-47-3	323	2	26	13-27	0	10			
10/27/18	at Murray State	21-28-1	259	3	49	12-51	1	24			
11/3/18	UT Martin	17-31-1	178	1	43	4-13	0	8			
11/10/18	at Tennessee State	20-30-0	272	3	44	14-50	0	18			
11/17/18	at Kennesaw State	32-52-2	417	4	43	11-6	0	7			
11/24/18	East Tennessee State	20-32-2	226	3	42	6-37	0	33			
12/1/18	at Maine	19-44-1	365	2	70	14-31	1	13			



GEORGE **#6**
STEELE **CB**
5-10 • 180 • R-SO.
TRUSSVILLE, ALA.
HEWITT-TRUSSVILLE HS

2021: Posted three tackles and a pass break up against UAB...Turned in five tackles at Florida State...finished with three tackles against North Alabama.

STEELE'S CAREER STATS

TACKLES	G	UA	A	TOTAL	TFL	YDS	PD	FF	FR
2018	2	0	1	1	0.0	0	0	0	0
2019	12	19	2	21	1.0	2	0	1	0
2020-21	13	22	10	32	3.0	3	2	1	0
2021	3	6	5	11	0.0	0	1	0	0
TOTAL	30	47	18	65	4.0	5	3	2	0

STEELE'S CAREER HIGH GAME STATS

	NO.	OPPONENT	DATE
Tackles	7	vs. Murray State	10/26/19
Tackles for loss	1.0	3x; last vs. Austin Peay	3/28/21
Sacks	-	-	-
FF	1	2x; last at FIU	10/23/20
PB	1	3x; last vs. UAB	9/1/21
INT	-	-	-

STEELE'S 2021 GAME-BY-GAME

DATE	OPPONENT	UT	AT	TT	TFL-YDS	SCKS-YDS	INT-YDS	BRK
9/1/21	vs. UAB	2	1	3	0-0	0-0	0-0	1
9/11/21	at Florida State	1	4	5	0-0	0-0	0-0	0
9/18/21	North Alabama	3	0	3	0-0	0-0	0-0	0
9/25/21	UT Martin	-	-	-	-	-	-	-
10/2/21	at Kennesaw State	-	-	-	-	-	-	-
10/9/21	Stephen F. Austin	-	-	-	-	-	-	-
10/23/21	at Sam Houston	-	-	-	-	-	-	-
10/30/21	Central Arkansas	-	-	-	-	-	-	-
11/6/21	Abilene Christian	-	-	-	-	-	-	-
11/13/21	at Lamar	-	-	-	-	-	-	-
11/20/21	at Eastern Kentucky	-	-	-	-	-	-	-

STEELE'S 2020-21 GAME-BY-GAME


DATE	OPPONENT	UT	AT	TT	TFL-YDS	SCKS-YDS	INT-YDS	BRK
10/3/20	at Florida State	1	2	3	0-0	0-0	0-0	0
10/10/20	Mercer	0	0	0	0-0	0-0	0-0	0
10/17/20	at North Alabama	1	0	1	0-0	0-0	0-0	1
10/23/20	at FIU	3	0	3	0-0	0-0	0-0	0
2/28/21	Tennessee Tech	1	0	1	0-0	0-0	0-0	0
3/7/21	at Tennessee State	0	0	0	0-0	0-0	0-0	1
3/14/21	at UT Martin	2	1	3	0-0	0-0	0-0	0
3/21/21	Southeast Missouri	1	0	1	1.0-1	0-0	0-0	0
3/28/21	Austin Peay	5	0	5	1.0-1	0-0	0-0	0
4/3/21	at Eastern Illinois	0	0	0	0-0	0-0	0-0	0
4/11/21	at Murray State	0	2	2	0-0	0-0	0-0	0
4/24/21	Davidson	3	0	3	0-0	0-0	0-0	0
5/2/21	Delaware	3	3	6	1.0-1	0-0	0-0	0

STEELE'S 2019 GAME-BY-GAME

DATE	OPPONENT	UT	AT	TT	TFL-YDS	SCKS-YDS	INT-YDS	BRK
8/24/19	@SE Louisiana	-	DNP	-	-	-	-	-
9/7/19	Chattanooga	0	0	0	0-0	0-0	0-0	0
9/14/19	Eastern Washington	0	0	0	0-0	0-0	0-0	0
9/21/19	North Alabama	1	0	1	0-0	0-0	0-0	0
9/28/19	@Austin Peay	2	0	2	0-0	0-0	0-0	0
10/5/19	Tennessee State	0	0	0	0-0	0-0	0-0	0
10/12/19	@Eastern Illinois	1	0	1	0-0	0-0	0-0	0
10/19/19	Southeast Missouri	0	0	0	0-0	0-0	0-0	0
10/26/19	Murray State	7	0	7	1.0-2	0-0	0-0	0
11/2/19	@UT Martin	3	1	4	0-0	0-0	0-0	0
11/9/19	@Tennessee Tech	2	0	2	0-0	0-0	0-0	0
11/23/19	Eastern Kentucky	3	1	4	0-0	0-0	0-0	0

STEELE'S 2018 GAME-BY-GAME

DATE	OPPONENT	UT	AT	TT	TFL-YDS	SCKS-YDS	INT-YDS	BRK
8/25/18	vs. N.C. A&T	-	DNP	-	-	-	-	-
9/8/18	Miss. Valley State	-	DNP	-	-	-	-	-
9/22/18	Tennessee Tech	-	DNP	-	-	-	-	-
9/29/18	Austin Peay	-	DNP	-	-	-	-	-
10/6/18	at Eastern Kentucky	-	DNP	-	-	-	-	-
10/13/18	Eastern Illinois	-	DNP	-	-	-	-	-
10/20/18	at Southeast Missouri	-	DNP	-	-	-	-	-
10/27/18	at Murray State	0	1	1	0-0	0-0	0-0	0
11/3/18	UT Martin	-	DNP	-	-	-	-	-
11/10/18	at Tennessee State	0	0	0	0-0	0-0	0-0	0
11/17/18	at Kennesaw State	-	DNP	-	-	-	-	-
11/24/18	East Tennessee St.	-	DNP	-	-	-	-	-
12/1/18	at Maine	-	DNP	-	-	-	-	-



YUL **#7**
GOWDY **CB**
5-9 • 178 • R-JR.
BIRMINGHAM, ALA.
MINOR HS

- 2020 PRESEASON ALL-OVC
- 2018 ALL-OVC NEWCOMER TEAM
- 2018 FRESHMAN ALL-AMERICAN

2021: Registered two tackles in the season opener versus UAB...also returned a Blazer punt 23 yards...made a pair of stops and a kickoff return of 25 yards at Florida State...finished with three tackles and a pass break up versus North Alabama...also had 40 yards on kick returns vs. UNA.

GOWDY'S CAREER STATS

KICKOFF RET.	NO.	YDS	AVG.	TD	LG.
2018	10	161	16.1	0	34
2019	20	390	19.5	0	54
2020	2	53	26.5	0	40
2021	4	88	22.0	0	25
TOTALS	34	734	21.5	0	54

GOWDY'S CAREER STATS

TACKLES	G	UA	A	TOTAL	TFL	YDS	PD	FF	FR
2017	1	0	2	2	0-0	0	0	0	0
2018	14	31	10	41	1.0	2	8	0	0
2019	12	36	10	46	4.0	26	4	0	0
2020	5	15	6	21	0-0	0	0	0	0
2021	3	5	2	7	0.0	0	1	0	0
TOTAL	35	87	30	117	5.0	28	13	0	0

GOWDY'S CAREER HIGH GAME STATS

	NO.	OPPONENT	DATE
Tackles	10	vs. Murray State	10/26/19
Tackles for loss	1.0	5x; last vs. Murray State	10/26/19
Sacks	-	-	-
FF	-	-	-
PB	3	2x; last at Maine	12/1/18
INT	1	2x; last vs. Eastern Washington	9/14/19
Long KO Return	34	vs. North Carolina A&T	8/25/18

GOWDY'S 2021 GAME-BY-GAME

DATE	OPPONENT	UT	AT	TT	TFL-YDS	SCKS-YDS	INT-YDS	BRK
9/1/21	vs. UAB	1	1	2	0-0	0-0	0-0	0
9/11/21	at Florida State	0	2	2	0-0	0-0	0-0	0
9/18/21	North Alabama	2	1	3	0-0	0-0	0-0	1
9/25/21	UT Martin	-	-	-	-	-	-	-
10/2/21	at Kennesaw State	-	-	-	-	-	-	-
10/9/21	Stephen F. Austin	-	-	-	-	-	-	-
10/23/21	at Sam Houston	-	-	-	-	-	-	-
10/30/21	Central Arkansas	-	-	-	-	-	-	-
11/6/21	Abilene Christian	-	-	-	-	-	-	-
11/13/21	at Lamar	-	-	-	-	-	-	-
11/20/21	at Eastern Kentucky	-	-	-	-	-	-	-

GOWDY'S 2020-21 GAME-BY-GAME								
DATE	OPPONENT	UT	AT	TT	TFL-YDS	SCKS-YDS	INT-YDS	BRK
10/3/20	at Florida State	2	5	7	0-0	0-0	0-0	0
10/10/20	Mercer	2	2	4	0-0	0-0	0-0	0
10/17/20	at North Alabama	1	4	5	0-0	0-0	0-0	0
10/23/20	at FIU	1	0	1	0-0	0-0	0-0	0
2/28/21	Tennessee Tech	- DNP -						
3/7/21	at Tennessee State	- DNP -						
3/14/21	at UT Martin	- DNP -						
3/21/21	Southeast Missouri	- DNP -						
3/28/21	Austin Peay	- DNP -						
4/3/21	at Eastern Illinois	- DNP -						
4/11/21	at Murray State	- DNP -						
4/24/21	Davidson	- DNP -						
5/2/21	Delaware	4	1	5	0-0	0-0	0-0	0

GOWDY'S 2020-21 GAME-BY-GAME						
DATE	OPPONENT	KO	YDS	TD	LG	AP
10/3/20	at Florida State	0	0	0	0	0
10/10/20	Mercer	1	40	0	40	0
10/17/20	at North Alabama	1	13	0	13	13
10/23/20	at Florida International	0	0	0	0	0
2/28/21	Tennessee Tech	- DNP -				
3/7/21	at Tennessee State	- DNP -				
3/14/21	at UT Martin	- DNP -				
3/21/21	Southeast Missouri	- DNP -				
3/28/21	Austin Peay	- DNP -				
4/3/21	at Eastern Illinois	- DNP -				
4/11/21	at Murray State	- DNP -				
4/24/21	Davidson	- DNP -				
5/2/21	Delaware	0	0	0	0	0

GOWDY'S 2019 GAME-BY-GAME								
DATE	OPPONENT	UT	AT	TT	TFL-YDS	SCKS-YDS	INT-YDS	BRK
8/24/19	@SE Louisiana	0	2	2	0-0	0-0	0-0	0
9/7/19	Chattanooga	7	0	7	0-0	0-0	0-0	1
9/14/19	Eastern Washington	3	2	5	1.0-3	0-0	1-0	1
9/21/19	North Alabama	2	0	2	1.0-12	0-0	0-0	0
9/28/19	@Austin Peay	0	0	0	0-0	0-0	0-0	0
10/5/19	Tennessee State	3	1	4	0-0	0-0	0-0	0
10/12/19	@Eastern Illinois	3	0	3	0-0	0-0	0-0	0
10/19/19	Southeast Missouri	2	0	2	1.0-6	0-0	0-0	0
10/26/19	Murray State	8	2	10	1.0-5	0-0	0-0	1
11/2/19	@UT Martin	1	0	1	0-0	0-0	0-0	1
11/9/19	@Tennessee Tech	2	1	3	0-0	0-0	0-0	0
11/23/19	Eastern Kentucky	4	2	6	0-0	0-0	0-0	0

GOWDY'S 2019 GAME-BY-GAME						
DATE	OPPONENT	KO	YDS	TD	LG	AP
8/24/19	@SE Louisiana	6	113	0	31	113
9/7/19	Chattanooga	1	18	0	18	18
9/14/19	Eastern Washington	4	81	0	23	81
9/21/19	North Alabama	1	13	0	13	13
9/28/19	@Austin Peay	2	15	0	15	15
10/5/19	Tennessee State	1	54	0	54	54
10/12/19	@Eastern Illinois	3	30	0	16	16
10/19/19	Southeast Missouri	3	49	0	21	49
10/26/19	Murray State	0	0	0	0	0
11/2/19	@UT Martin	1	30	0	30	30
11/9/19	@Tennessee Tech	0	0	0	0	0
11/23/19	Eastern Kentucky	-	-	-	-	-

GOWDY'S 2018 GAME-BY-GAME								
DATE	OPPONENT	UT	AT	TT	TFL-YDS	SCKS-YDS	INT-YDS	BRK
8/25/18	vs. N.C. A&T	1	1	2	0-0	0-0	0-0	2
9/8/18	Miss. Valley State	1	0	1	0-0	0-0	0-0	0
9/22/18	Tennessee Tech	2	0	0	0-0	0-0	0-0	0
9/29/18	Austin Peay	3	0	3	0-0	0-0	0-0	0
10/6/18	at Eastern Kentucky	2	0	2	0-0	0-0	0-0	2
10/13/18	Eastern Illinois	8	1	9	0-0	0-0	0-0	1
10/20/18	at Southeast Missouri	3	1	4	0-0	0-0	0-0	0
10/27/18	at Murray State	2	1	3	0-0	0-0	0-0	0
11/3/18	UT Martin	3	1	4	1.0-2	0-0	0-0	0
11/10/18	at Tennessee State	0	2	2	0-0	0-0	1-15	0
11/17/18	at Kennesaw State	0	0	0	0-0	0-0	0-0	0
11/24/18	East Tennessee St.	5	1	6	0-0	0-0	0-0	3
12/1/18	at Maine	1	2	3	0-0	0-0	0-0	3

		GOWDY'S 2017 GAME-BY-GAME						
DATE	OPPONENT	UT	AT	TT	TFL-YDS	SCKS-YDS	INT-YDS	BRK
8/26/17	vs. Chattanooga	-	DNP	-				
9/9/17	@Georgia Tech	-	DNP	-				
9/23/17	Liberty	0	2	2	0-0		0-0	0
9/30/17	@Tennessee Tech	-	DNP	-				
10/7/17	@Austin Peay	-	DNP	-				
10/14/17	Eastern Kentucky	-	DNP	-				
10/21/17	@Eastern Illinois	-	DNP	-				
10/28/17	Southeast Missouri	-	DNP	-				
11/4/17	Murray State	-	DNP	-				
11/11/17	@UT Martin	-	DNP	-				
11/16/17	Tennessee State	-	DNP	-				
12/2/17	Kennesaw State	-	DNP	-				



NEWMAN **QB**

6-2 • 215 • R-SQ.

DAPHNE, ALA.**DAPHNE HS/VM**

2021: Did not see action in the season opener against UAB and at Florida State...missed the North Alabama game.

	NEWMAN'S CAREER STATS						
<i>RUSHING</i>	<i>G</i>	<i>ATT</i>	<i>YDS</i>	<i>TD</i>	<i>LG</i>	<i>AVG/C</i>	<i>AVG/G</i>
2020-21	3	8	9	0	8	2.4	3.0
2021	-	-	-	-	-	-	-
TOTAL	3	8	9	0	8	2.4	3.0


PASSING	G	ATT	CMP	INT	YDS	TD	LG	PCT	AVG/P	AVG/G	EFF.
2020-21	3	6	5	1	34	0	14	.833	6.8	11.3	130.9
2021	-	-	-	-	-	-	-	-	-	-	-
TOTAL	3	6	5	1	34	0	14	.833	6.8	11.3	130.9

NEWMAN'S CAREER HIGH GAME STATS			
	NO.	OPPONENT	DATE
Completions	4	vs. Delaware	5/2/21
Pass Attempts	4	vs. Delaware	5/2/21
Pass Yards	25	vs. Delaware	5/2/21
Pass TD's	-	-	-
Interceptions	-	-	-
Rush Attempts	5	vs. Delaware	5/2/21
Rush Yards	8	vs. Davidson	4/24/21
Rush TD's	-	-	-
Long Pass Play	14	vs. Delaware	5/2/21

<i>NEWMAN'S 2021 GAME BY GAME STATISTICS</i>								
<i>DATE</i>	<i>OPPONENT</i>	<i>PASSING</i>				<i>RUSHING</i>		
		<i>COMP-ATT-INT</i>	<i>YDS</i>	<i>TD</i>	<i>LG</i>	<i>NO.-YDS</i>	<i>TD</i>	<i>LG</i>
9/1/21	vs. UAB	- DNP -						
9/11/21	at Florida State	- DNP -						
9/18/21	North Alabama	- DNP -						
9/25/21	UT Martin							
10/2/21	at Kennesaw State	-	-	-	-	-	-	-
10/9/21	Stephen F. Austin	-	-	-	-	-	-	-
10/23/21	at Sam Houston	-	-	-	-	-	-	-
10/30/21	Central Arkansas	-	-	-	-	-	-	-
11/6/21	Abilene Christian	-	-	-	-	-	-	-
11/13/21	at Lamar	-	-	-	-	-	-	-
11/20/21	at Eastern Kentucky	-	-	-	-	-	-	-

NEWMAN'S 2020-21 GAME BY GAME STATISTICS

DATE	OPPONENT	PASSING			RUSHING		
		COMP-ATT-INT	YDS	TD	LG	NO.-YDS	TD LG
10/3/20	at Florida State	- DNP -					
10/10/20	Mercer	- DNP -					
10/17/20	at North Alabama	- DNP -					
10/23/20	at Florida International	- DNP -					
2/28/21	Tennessee Tech	- DNP -					
3/7/21	at Tennessee State	- DNP -					
3/14/21	at UT Martin	- DNP -					
3/21/21	Southeast Missouri	- DNP -					
3/28/21	Austin Peay	- DNP -					
4/3/21	at Eastern Illinois	1-2-0	9	0		2-1	0 8
4/11/21	at Murray State	- DNP -					
4/24/21	Davidson	0-0-0	0	0	-	1-8	0 8
5/2/21	Delaware	4-4-0	25	0	14	5-0	0 5



MARKAIL

BENTON

#8

LB

6-2 • 230 • R-JR.

PHENIX CITY, ALA.

CENTRAL HS/ALABAMA

2020-21 OVC SECOND TEAM

2021: Finished with six tackles in the season opener against UAB...made four stops at Florida State...led JSU in tackles versus North Alabama with seven tackles.

BENTON'S CAREER STATS

TACKLES	G	UA	A	TOTAL	TFL	YDS	PD	FF	FR
2020-21	13	28	41	69	2.5	10	1	1	1
2021	3	9	8	17	0.5	4	0	0	0
TOTAL	16	37	49	86	3.0	14	1	1	1

BENTON'S CAREER HIGH GAME STATS

NO.	OPPONENT	DATE
Tackles	10 vs. Davidson	4/24/21
Tackles for loss	1.5 vs. Southeast Missouri	3/21/21
PB	1 vs. Austin Peay	3/28/21
FF	1 at UT Martin	3/14/21
FR	1 vs. Mercer	10/10/20
INT	1 vs. Tennessee Tech	2/28/21

BENTON'S 2021 GAME-BY-GAME

DATE	OPPONENT	UT	AT	TT	TFL-YDS	SCKS-YDS	INT-YDS	BRK
9/1/21	vs. UAB	1	5	6	0-0	0-0	0-0	0
9/11/21	at Florida State	2	2	4	0-0	0-0	0-0	0
9/18/21	North Alabama	6	1	7	0.5-4	0.5-4	0-0	0
9/25/21	UT Martin	-	-	-	-	-	-	-
10/2/21	at Kennesaw State	-	-	-	-	-	-	-
10/9/21	Stephen F. Austin	-	-	-	-	-	-	-
10/23/21	at Sam Houston	-	-	-	-	-	-	-
10/30/21	Central Arkansas	-	-	-	-	-	-	-
11/6/21	Abilene Christian	-	-	-	-	-	-	-
11/13/21	at Lamar	-	-	-	-	-	-	-
11/20/21	at Eastern Kentucky	-	-	-	-	-	-	-

BENTON'S 2020-21 GAME-BY-GAME

DATE	OPPONENT	UT	AT	TT	TFL-YDS	SCKS-YDS	INT-YDS	BRK
10/3/20	at Florida State	2	3	5	0-0	0-0	0-0	0
10/10/20	Mercer	1	8	9	0-0	0-0	0-0	0
10/17/20	at North Alabama	1	1	2	0-0	0-0	0-0	0
10/23/20	at FIU	1	2	3	0-0	0-0	0-0	0
2/28/21	Tennessee Tech	1	3	4	0.5-3	0.5-3	1-0	0
3/7/21	at Tennessee State	1	2	3	0-0	0-0	0-0	0
3/14/21	at UT Martin	2	3	5	0.5-1	0-0	0-0	0
3/21/21	Southeast Missouri	2	4	6	1.5-6	1.5-6	0-0	0
3/28/21	Austin Peay	6	0	6	0-0	0-0	0-0	1
4/3/21	at Eastern Illinois	4	0	4	0-0	0-0	0-0	0
4/11/21	at Murray State	1	3	4	0-0	0-0	0-0	0
4/24/21	Davidson	5	5	10	0-0	0-0	0-0	0
5/2/21	Delaware	1	7	8	0-0	0-0	0-0	0



ISAIAH

MONTGOMERY

#8

WR

6-0 • 207 • R-FR.

ATLANTA, GA.

TRI-CITIES HS/TENNESSEE

2021: Had two catches for seven yards in the season opener versus UAB...posted a catch at Florida State...saw action in the North Alabama game.

MONTGOMERY'S CAREER STATS

REC	G	REC	YDS	TD	LG	REC/G	AVG/C	AVG/G
2020-21	5	3	48	0	30	0.6	16.0	9.6
2021	3	3	19	0	12	1.0	6.3	6.3
TOTALS	8	6	67	0	30	0.9	11.2	8.4

MONTGOMERY'S CAREER HIGH GAME STATS

NO.	OPPONENT	DATE
Receptions	5 at FIU	10/23/20
Receiving Yards	63 vs. Austin Peay	3/28/21
Receiving TDs	1 vs. Southeast Missouri	3/21/21
Long Play	54 2x; last vs. Austin Peay	3/28/21

MONTGOMERY'S 2021 GAME-BY-GAME

DATE	OPPONENT	REC	YDS	LNG	AVG	TD
9/1/21	vs. UAB	1	7	7	7.0	0
9/11/21	at Florida State	1	12	12	12.0	0
9/18/21	North Alabama	0	0	0	0.0	0
9/25/21	UT Martin	-	-	-	-	-
10/2/21	at Kennesaw State	-	-	-	-	-
10/9/21	Stephen F. Austin	-	-	-	-	-
10/23/21	at Sam Houston	-	-	-	-	-
10/30/21	Central Arkansas	-	-	-	-	-
11/6/21	Abilene Christian	-	-	-	-	-
11/13/21	at Lamar	-	-	-	-	-
11/20/21	at Eastern Kentucky	-	-	-	-	-

MONTGOMERY'S 2020-21 GAME-BY-GAME

DATE	OPPONENT	REC	YDS	LNG	AVG	TD
10/3/20	at Florida State	- DNP -				
10/10/20	Mercer	- DNP -				
10/17/20	at North Alabama	- DNP -				
10/23/20	at FIU	- DNP -				
2/21/21	at Tennessee State	- DNP -				
2/28/21	Tennessee Tech	- DNP -				
3/14/21	at UT Martin	1	30	30	30.0	0
3/21/21	Southeast Missouri	- DNP -				
3/28/21	Austin Peay	1	13	13	13.0	0
4/3/21	at Eastern Illinois	1	5	5	5.0	0
4/11/21	at Murray State	0	0	0	0.0	0
4/24/21	Davidson	0	0	0	0.0	0
5/2/21	Delaware	- DNP -				



AHMAD **#9**
EDWARDS **WR**
6-1 • 185 • R-SO.
ALABASTER, ALA.
THOMPSON HS

• 2020-21 OVC SECOND TEAM

2021: Finished the season opener against UAB with one catch...turned in three catches for 49 yards at Florida State, including a 23-yard TD grab in the fourth quarter...saw action in the home opener versus North Alabama.

EDWARDS' CAREER STATS							
REC	G	REC	YDS	TD	LG	REC/G	AVG/C
2018	4	2	24	0	20	2.0	12.0
2019	7	3	24	1	9	0.5	8.0
2020-21	12	17	284	3	44	1.6	16.7
2021	3	4	45	1	23	1.3	11.3
TOTALS	26	26	377	5	44	1.0	14.5

EDWARDS' CAREER HIGH GAME STATS			
NO.	OPPONENT	DATE	
Receptions	5	at Eastern Illinois	4/3/21
Receiving Yards	101	at Eastern Illinois	4/3/21
Receiving TDs	2	at Eastern Illinois	4/3/21
Long Play	44	at Eastern Illinois	4/3/21

EDWARDS' 2021 GAME-BY-GAME						
DATE	OPPONENT	REC	YDS	LNG	AVG	TD
9/1/21	vs. UAB	1	-4	-4	-4.0	0
9/11/21	at Florida State	3	49	23	16.3	1
9/18/21	North Alabama	0	0	0	0.0	0
9/25/21	UT Martin	-	-	-	-	-
10/2/21	at Kennesaw State	-	-	-	-	-
10/9/21	Stephen F. Austin	-	-	-	-	-
10/23/21	at Sam Houston	-	-	-	-	-
10/30/21	Central Arkansas	-	-	-	-	-
11/6/21	Abilene Christian	-	-	-	-	-
11/13/21	at Lamar	-	-	-	-	-
11/20/21	at Eastern Kentucky	-	-	-	-	-

EDWARDS' 2020-21 GAME-BY-GAME						
DATE	OPPONENT	REC	YDS	LNG	AVG	TD
10/3/20	at Florida State	1	12	12	12.0	0
10/10/20	Mercer	1	4	4	4.0	0
10/17/20	at North Alabama	- DNP -				
10/23/20	at FIU	3	62	24	20.7	0
2/28/21	Tennessee Tech	1	9	9	9.0	0
3/7/21	at Tennessee State	2	18	14	9.0	0
3/14/21	at UT Martin	1	39	39	39.0	1
3/21/21	Southeast Missouri	0	0	0	0.0	0
3/28/21	Austin Peay	0	0	0	0.0	0
4/3/21	at Eastern Illinois	5	101	44	20.2	2
4/11/21	at Murray State	2	28	15	14.0	0
4/24/21	Davidson	1	11	11	11.0	0
5/2/21	Delaware	0	0	0	0.0	0

EDWARDS' 2019 GAME-BY-GAME						
DATE	OPPONENT	REC	YDS	LNG	AVG	TD
8/29/19	@SE Louisiana	1	8	8	8.0	0
9/7/19	Chattanooga	1	9	9	9.0	0
9/14/19	Eastern Washington	- DNP -				
9/21/19	North Alabama	- DNP -				
9/28/19	@Austin Peay	- DNP -				
10/5/19	Tennessee State	0	0	0	0.0	0
10/12/19	@Eastern Illinois	0	0	0	0.0	0
10/19/19	Southeast Missouri	1	7	7	7.0	1
10/26/19	Murray State	0	0	0	0.0	0
11/2/19	@UT Martin	- DNP -				
11/9/19	@Tennessee Tech	0	0	0	0.0	0
11/23/19	Eastern Kentucky	- DNP -				

EDWARDS' 2018 GAME-BY-GAME						
DATE	OPPONENT	REC	YDS	LNG	AVG	TD
8/25/18	vs. North Carolina A&T	- DNP -				
9/8/18	Mississippi Valley State	1	4	4	4.0	-
9/22/18	Tennessee Tech	- DNP -				
9/29/18	Austin Peay	0	0	0	0.0	0
10/6/18	at Eastern Kentucky	1	20	20	20.0	0
10/13/18	Eastern Illinois	0	0	0	0.0	0
10/20/18	at Southeast Missouri	- DNP -				
10/27/18	at Murray State	0	0	0	0.0	0
11/3/18	UT Martin	- DNP -				
11/10/18	at Tennessee State	- DNP -				
11/17/18	at Kennesaw State	- DNP -				
11/24/18	East Tennessee State	- DNP -				
12/1/18	at Maine	- DNP -				



CHRIS **#9**
HARDIE **DL**
6-2 • 260 • R-FR.
VINCENT, ALA.
VINCENT HS

2021: Saw action against UAB in the season opener...made two tackles at Florida State...posted a stop for a loss in the North Alabama contest.

HARDIE'S CAREER STATS								
TACKLES	G	UA	A	TOTAL	TFL	YDS	PD	FF
2020-21	12	16	18	34	11.0	47	0	0
2021	3	0	3	3	0.5	4	0	0
TOTAL	15	16	21	37	11.5	51	0	0

HARDIE'S CAREER HIGH GAME STATS			
NO.	OPPONENT	DATE	
Tackles	5	vs. Delaware	5/2/21
Tackles for loss	2.0	vs. Southeast Missouri	3/21/21
PB	-	-	-
FF	-	-	-
FR	-	-	-
INT	-	-	-

HARDIE'S 2021 GAME-BY-GAME								
DATE	OPPONENT	UT	AT	TT	TFL-YDS	SCKS-YDS	INT-YDS	BRK
9/1/21	vs. UAB	0	0	0	0-0	0-0	0-0	0
9/11/21	at Florida State	0	2	2	0-0	0-0	0-0	0
9/18/21	North Alabama	0	1	1	0.5-4	0.5-4	0-0	0
9/25/21	UT Martin	-	-	-	-	-	-	-
10/2/21	at Kennesaw State	-	-	-	-	-	-	-
10/9/21	Stephen F. Austin	-	-	-	-	-	-	-
10/23/21	at Sam Houston	-	-	-	-	-	-	-
10/30/21	Central Arkansas	-	-	-	-	-	-	-
11/6/21	Abilene Christian	-	-	-	-	-	-	-
11/13/21	at Lamar	-	-	-	-	-	-	-
11/20/21	at Eastern Kentucky	-	-	-	-	-	-	-

HARDIE'S 2020-21 GAME-BY-GAME								
DATE	OPPONENT	UT	AT	TT	TFL-YDS	SCKS-YDS	INT-YDS	BRK
10/3/20	at Florida State	- DNP -						
10/10/20	Mercer	0	2	2	00-0	0-0	0-0	0
10/17/20	at North Alabama	1	3	4	1.5-4	1.0-4	0-0	0
10/23/20	at FIU	2	1	3	1.0-8	1.0-8	0-0	0
2/28/21	Tennessee Tech	0	2	2	0.5-4	0.5-4	0-0	0
3/7/21	at Tennessee State	3	1	4	2.5-10	2.5-10	0-0	0
3/14/21	at UT Martin	2	0	2	0-0	0-0	0-0	0
3/21/21	Southeast Missouri	2	1	3	2.0-3	0-0	0-0	0
3/28/21	Austin Peay	1	2	3	1.0-2	0-0	0-0	0
4/3/21	at Eastern Illinois	2	0	2	1.0-9	1.0-9	0-0	0
4/11/21	at Murray State	0	1	1	0-0	0-0	0-0	0
4/24/21	Davidson	2	1	3	1.0-2	0-0	0-0	0
5/2/21	Delaware	1	4	5	1.5-5	1.0-4	0-0	0

**ZION****WEBB**

#10

QB**6-0 • 200 • R-JR.****PHENIX CITY, ALA.****CENTRAL HS****• 2020-21 OVC FIRST TEAM**

2021: Did not play in the season opener against UAB and at Florida State...missed the North Alabama contest.

WEBB'S CAREER STATS

RUSHING	G	ATT	YDS	TD	LG	AVG/C	AVG/G
2018	10	60	412	6	48	6.9	41.2
2019	7	19	112	1	23	5.9	16.0
2020-21	12	74	399	5	56	4.0	33.2
2021	-	-	-	-	-	-	-
TOTAL	29	153	923	12	56	6.0	31.8

PASSING	G	ATT	CMP	INT	YDS	TD	LG	PCT	AVG/P	AVG/G	EFF.
2018	10	61	34	1	444	5	40	.602	13.1	44.4	140.6
2019	7	14	6	0	148	1	45	.429	8.3	21.1	155.2
2020-21	12	205	120	8	1777	13	67	.585	14.8	148.1	148.1
2021	-	-	-	-	-	-	-	-	-	-	-
TOTAL	29	280	160	9	2369	14	67	.571	14.8	81.7	144.1

WEBB'S CAREER HIGH GAME STATS

	NO.	OPPONENT	DATE
Completions	21	at Tennessee State	3/7/21
Pass Attempts	33	at Tennessee State	3/7/21
Pass Yards	280	at Tennessee State	3/7/21
Pass TD's	3	3x; last at UT Martin	3/14/21
Interceptions	4	vs. Austin Peay	3/28/21
Rush Attempts	9	vs. Tennessee Tech	9/22/18
Rush Yards	100	at Eastern Kentucky	10/6/18
Rush TD's	2	2x; last at Murray State	4/11/21
Long Rush Play	67	vs. Davidson	4/24/21
Long Pass Play	67	at UT Martin	3/14/21

WEBB'S 2021 GAME BY GAME STATISTICS

DATE	OPPONENT	PASSING	RUSHING
9/1/21	vs. UAB	- DNP -	-
9/11/21	at Florida State	- DNP -	-
9/18/21	North Alabama	- DNP -	-
9/25/21	UT Martin	-	-
10/2/21	at Kennesaw State	-	-
10/9/21	Stephen F. Austin	-	-
10/23/21	at Sam Houston	-	-
10/30/21	Central Arkansas	-	-
11/6/21	Abilene Christian	-	-
11/13/21	at Lamar	-	-
11/20/21	at Eastern Kentucky	-	-

WEBB'S 2020-21 GAME BY GAME STATISTICS

DATE	OPPONENT	PASSING	RUSHING
10/3/20	at Florida State	1-1-0	12 0 12
10/10/20	Mercer	0 0 0	0 0 0
10/17/20	at North Alabama	- DNP -	1-3 0 3
10/23/20	at Florida International	12-17-0	109 0 21
2/28/21	Tennessee Tech	12-19-1	125 1 42
2/21/21	at Tennessee State	21-33-1	280 3 54
3/14/21	at UT Martin	11-20-0	215 3 67
3/21/21	Southeast Missouri	11-19-1	190 1 54
3/28/21	Austin Peay	9-26-4	111 0 48
4/3/21	at Eastern Illinois	16-24-0	249 2 44
4/11/21	at Murray State	17-29-0	239 1 39
4/24/21	Davidson	9-15-1	239 2 58
5/2/21	Delaware	1-2-0	14 0 14

WEBB'S 2019 GAME BY GAME STATISTICS

DATE	OPPONENT	PASSING	RUSHING
8/24/19	@SE Louisiana	- DNP -	-
9/7/19	Chattanooga	1-3-0	0 0 0
9/14/19	Eastern Washington	0-0-0	0 0 0
9/21/19	North Alabama	1-2-0	5 0 5
9/28/19	@Austin Peay	0-3-0	0 0 0
10/5/19	Tennessee State	- DNP -	-
10/12/19	@Eastern Illinois	- DNP -	-
10/19/19	Southeast Missouri	- DNP -	-
10/26/19	Murray State	2-6-0	74 1 45
11/2/19	@UT Martin	2-2-0	29 0 15
11/9/19	@Tennessee Tech	1-1-0	40 0 40
11/23/19	Eastern Kentucky	- DNP -	-

WEBB'S 2018 GAME BY GAME STATISTICS

DATE	OPPONENT	PASSING	RUSHING
8/25/18	North Carolina A&T	1-3-0	3 0 3
9/8/18	Mississippi Valley State	4-9-0	59 9 40
9/22/18	Tennessee Tech	3-8-0	52 1 40
9/29/18	Austin Peay	1-1-0	1 0 1
10/6/18	at Eastern Kentucky	9-15-0	137 3 29
10/13/18	Eastern Illinois	12-19-1	124 1 23
10/20/18	at Southeast Missouri	- DNP -	-
10/27/18	at Murray State	1-2-0	27 0 27
11/3/18	UT Martin	1-2-0	2 0 2
11/10/18	at Tennessee State	0-0-0	0 0 0
11/17/18	at Kennesaw State	- DNP -	-
11/24/18	East Tennessee State	- DNP -	-
12/1/18	at Maine	2-2-0	25 0 14

**LEESHOEN****JARRETT**

#11

TE**6-5 • 200 • FR.****WARNER ROBBINS, GA.****HOUSTON COUNTY HS**

2021: Made his Gamecock debut in the season opener against UAB...caught a pass at Florida State...did not play in the North Alabama contest.

JARRETT'S CAREER STATS

REC	G	REC	YDS	TD	LG	REC/G	AVG/C	AVG/G
2021	2	1	-1	0	-1	0.5	-0.5	-1.0
TOTALS	2	1	-1	0	-1	0.5	-0.5	-1.0

JARRETT'S CAREER HIGH GAME STATS

	NO.	OPPONENT	DATE
Receptions	1	at Florida State	9/11/21
Receiving Yards	-	-	-
Receiving TDs	-	-	-
Long Play	-	-	-

JARRETT'S 2021 GAME-BY-GAME

DATE	OPPONENT	REC	YDS	LNG	AVG	TD
9/1/21	vs. UAB	0	0	0	0.0	0
9/11/21	at Florida State	1	-1	-1	-1.0	0
9/18/21	North Alabama	- DNP -	-	-	-	-
9/25/21	UT Martin	-	-	-	-	-
10/2/21	at Kennesaw State	-	-	-	-	-
10/9/21	Stephen F. Austin	-	-	-	-	-
10/23/21	at Sam Houston	-	-	-	-	-
10/30/21	Central Arkansas	-	-	-	-	-
11/6/21	Abilene Christian	-	-	-	-	-
11/13/21	at Lamar	-	-	-	-	-
11/20/21	at Eastern Kentucky	-	-	-	-	-



DECO WILSON

#11

SAF

6-1 • 196 • FR.

TALLADEGA, ALA.

TALLADEGA HS

2021: Credited with a pass break up in the season opener with UAB...made two stops and a pass break up at Florida State...turned in three tackles in the North Alabama contest.

WILSON'S CAREER STATS

TACKLES	G	UA	A	TOTAL	TFL	YDS	PD	FF	FR
2020-21	8	4	1	5	0	0	1	0	0
2021	3	5	1	6	0	0	2	0	0
TOTAL	11	9	2	11	0	0	3	0	0

WILSON'S CAREER HIGH GAME STATS

	NO.	OPPONENT	DATE
Tackles	2	3, vs. North Alabama	9/18/21
Tackles for loss	-	-	-
Sacks	-	-	-
FF	-	-	-
PB	1	3x; last at Florida State	9/11/21
INT	-	-	-

WILSON'S 2021 GAME-BY-GAME

DATE	OPPONENT	UT	AT	TT	TFL-YDS	SCKS-YDS	INT-YDS	BRK
9/1/21	vs. UAB	0	0	0	0-0	0-0	0-0	1
9/11/21	at Florida State	2	0	2	0-0	0-0	0-0	1
9/18/21	North Alabama	3	0	3	0-0	0-0	0-0	0
9/25/21	UT Martin	-	-	-	-	-	-	-
10/2/21	at Kennesaw State	-	-	-	-	-	-	-
10/9/21	Stephen F. Austin	-	-	-	-	-	-	-
10/23/21	at Sam Houston	-	-	-	-	-	-	-
10/30/21	Central Arkansas	-	-	-	-	-	-	-
11/6/21	Abilene Christian	-	-	-	-	-	-	-
11/13/21	at Lamar	-	-	-	-	-	-	-
11/20/21	at Eastern Kentucky	-	-	-	-	-	-	-

WILSON'S 2020-21 GAME-BY-GAME

DATE	OPPONENT	UT	AT	TT	TFL-YDS	SCKS-YDS	INT-YDS	BRK
10/3/20	at Florida State	-	DNP	-	-	-	-	-
10/10/20	Mercer	-	DNP	-	-	-	-	-
10/17/20	at North Alabama	-	DNP	-	-	-	-	-
10/23/20	at FIU	0	0	0	0-0	0-0	0-0	0
2/28/21	Tennessee Tech	-	DNP	-	-	-	-	-
3/7/21	at Tennessee State	2	0	2	0-0	0-0	0-0	0
3/14/21	at UT Martin	-	DNP	-	-	-	-	-
3/21/21	Southeast Missouri	-	DNP	-	-	-	-	-
3/28/21	Austin Peay	0	0	0	0-0	0-0	0-0	0
4/3/21	at Eastern Illinois	0	0	0	0-0	0-0	0-0	0
4/11/21	at Murray State	1	1	2	0-0	0-0	0-0	0
4/24/21	Davidson	1	0	1	0-0	0-0	0-0	1
5/2/21	Delaware	0	3	0	0-0	0-0	0-0	0



UMSTEAD SANDERS

#12

LB

6-2 • 247 • R-SR.

PORT ST. JOE, FLA.

PORT ST. JOE HS/FLORIDA

• 2020-21 OVC SECOND TEAM

2021: Turned in five tackles in the season opener against UAB...made four tackles, including 1.5 stops for a loss at Florida State...posted a tackle or a loss in the North Alabama contest.

SANDERS' CAREER STATS

TACKLES	G	UA	A	TOTAL	TFL	YDS	PD	FF	FR
2020-21	13	13	26	38	4.5	16	0	0	0
2021	3	4	6	10	2.5	8	0	0	0
TOTAL	1	17	32	48	7.0	246	0	0	0

SANDERS' CAREER HIGH GAME STATS

	NO.	OPPONENT	DATE
Tackles	7	at Florida State	10/3/20
Tackles for loss	1.5	2x; last at Florida State	9/11/21
Sacks	0.5	at North Alabama	10/17/20
FF	-	-	-
PB	-	-	-
INT	-	-	-

SANDERS' 2021 GAME-BY-GAME

DATE	OPPONENT	UT	AT	TT	TFL-YDS	SCKS-YDS	INT-YDS	BRK
9/1/21	vs. UAB	2	3	5	0-0	0-0	0-0	0
9/11/21	at Florida State	1	3	4	1.5-3	0-0	0-0	0
9/18/21	North Alabama	1	0	1	1.0-5	0-0	0-0	0
9/25/21	UT Martin	-	-	-	-	-	-	-
10/2/21	at Kennesaw State	-	-	-	-	-	-	-
10/9/21	Stephen F. Austin	-	-	-	-	-	-	-
10/23/21	at Sam Houston	-	-	-	-	-	-	-
10/30/21	Central Arkansas	-	-	-	-	-	-	-
11/6/21	Abilene Christian	-	-	-	-	-	-	-
11/13/21	at Lamar	-	-	-	-	-	-	-
11/20/21	at Eastern Kentucky	-	-	-	-	-	-	-

SANDERS' 2020-21 GAME-BY-GAME

DATE	OPPONENT	UT	AT	TT	TFL-YDS	SCKS-YDS	INT-YDS	BRK
10/3/20	at Florida State	3	4	7	0-0	0-0	0-0	0
10/10/20	Mercer	0	4	4	0-0	0-0	0-0	0
10/17/20	at North Alabama	1	3	4	0.5-0	0.5-0	0-0	0
10/23/20	at FIU	1	9	1	0-0	0-0	0-0	0
2/28/21	Tennessee Tech	1	0	1	1.0-4	0-0	0-0	0
3/7/21	at Tennessee State	0	2	2	0-0	0-0	0-0	0
3/14/21	at UT Martin	1	2	3	1.5-7	0-0	0-0	0
3/21/21	Southeast Missouri	1	3	4	0-0	0-0	0-0	0
3/28/21	Austin Peay	0	2	2	0-0	0-0	0-0	0
4/3/21	at Eastern Illinois	0	0	0	0-0	0-0	0-0	0
4/11/21	at Murray State	0	2	2	0-0	0-0	0-0	0
4/24/21	Davidson	1	4	5	0.5-4	0-0	0-0	0
5/2/21	Delaware	1	2	3	1.0-2	0-0	0-0	0



PJ **#13**
WELLS **WR**
6-3 • 190 • R-FR.
RAINBOW CITY, ALA.
WESTBROOK CHRISTIAN HS

2021: Collected 40 yards on three receptions in the season opener against UAB...led the Gamecocks in receiving yards at Florida State with 74 yards on four catches...saw action in the North Alabama contest.

WELLS' CAREER STATS							
REC	G	REC	YDS	TD	LG	REC/G	AVG/C
2021	3	7	114	0	27	2.3	16.3
TOTALS	3	7	114	0	27	2.3	16.3

WELLS' CAREER HIGH GAME STATS			
NO.	OPPONENT	DATE	
4	at Florida State	9/11/21	
74	at Florida State	9/11/21	
-	-	-	
27	at Florida State	9/11/21	

WELLS' 2021 GAME-BY-GAME						
DATE	OPPONENT	REC	YDS	LG	AVG	TD
9/1/21	vs. UAB	3	40	24	13.3	0
9/11/21	at Florida State	4	74	27	18.5	0
9/18/21	North Alabama	0	0	0	0.0	0
9/25/21	UT Martin	-	-	-	-	-
10/2/21	at Kennesaw State	-	-	-	-	-
10/9/21	Stephen F. Austin	-	-	-	-	-
10/23/21	at Sam Houston	-	-	-	-	-
10/30/21	Central Arkansas	-	-	-	-	-
11/6/21	Abilene Christian	-	-	-	-	-
11/13/21	at Lamar	-	-	-	-	-
11/20/21	at Eastern Kentucky	-	-	-	-	-

WELLS' 2020-21 GAME-BY-GAME						
DATE	OPPONENT	RUSH	YDS	AVG	TD	TD RUNS
10/3/20	at Florida State	- DNP -				
10/10/20	Mercer	- DNP -				
10/17/20	at North Alabama	1	-1	-1.0	0	-
10/23/20	at Florida International	- DNP -				
2/28/21	Tennessee Tech	- DNP -				
3/7/21	at Tennessee State	- DNP -				
3/14/21	at UT Martin	0	0	0.0	0	-
3/21/21	Southeast Missouri	- DNP -				
3/28/21	Austin Peay	- DNP -				
4/3/21	at Eastern Illinois	- DNP -				
4/11/21	at Murray State	- DNP -				
4/24/21	Davidson	- DNP -				
5/2/21	Delaware	- DNP -				



MATTHEW **#14**
CALDWELL **QB**
6-4 • 195 • FR.
AUBURN, ALA.
AUBURN HS

2021: Did not see action in the season opener against UAB and at Florida State...made his first career start versus North Alabama...finished 10-19 for 98 yards passing and 27 yards rushing, including a TD in the UNA contest.

CALDWELL'S CAREER STATS							
RUSHING	G	ATT	YDS	TD	LG	AVG/C	AVG/G
2021	1	5	27	1	9	5.4	27.0
TOTAL	1	5	27	1	9	5.4	27.0

CALDWELL'S CAREER STATS										
PASSING	G	ATT	CMP	INT	YDS	TD	LG	PCT	AVG/P	AVG/G
2021	1	19	10	1	98	0	30	.526	9.8	98.0
TOTAL	1	19	10	1	98	0	30	.526	9.8	98.0

CALDWELL'S CAREER HIGH GAME STATS			
NO.	OPPONENT	DATE	
10	vs. North Alabama	9/18/21	
19	vs. North Alabama	9/18/21	
98	vs. North Alabama	9/18/21	
-	-	-	
1	vs. North Alabama	9/18/21	
5	vs. North Alabama	9/18/21	
27	vs. North Alabama	9/18/21	
1	vs. North Alabama	9/18/21	
30	vs. North Alabama	9/18/21	

CALDWELL'S 2021 GAME BY GAME STATISTICS										
DATE	OPPONENT	PASSING				RUSHING				
		COMP	ATT	INT	YDS	TD	LG	NO.-YDS	TD	LG
9/1/21	vs. UAB	-	DNP	-	-	-	-	-	-	-
9/11/21	at Florida State	-	DNP	-	-	-	-	-	-	-
9/18/21	North Alabama	10	10	1	98	0	30	5-27	1	9
9/25/21	UT Martin	-	-	-	-	-	-	-	-	-
10/2/21	at Kennesaw State	-	-	-	-	-	-	-	-	-
10/9/21	Stephen F. Austin	-	-	-	-	-	-	-	-	-
10/23/21	at Sam Houston	-	-	-	-	-	-	-	-	-
10/30/21	Central Arkansas	-	-	-	-	-	-	-	-	-
11/6/21	Abilene Christian	-	-	-	-	-	-	-	-	-
11/13/21	at Lamar	-	-	-	-	-	-	-	-	-
11/20/21	at Eastern Kentucky	-	-	-	-	-	-	-	-	-



JEREMIAH **#14**
HARRIS **SAF**
5-10 • 180 • R-JR.
SHORTERVILLE, ALA.
ABBEVILLE HS

2021: Made four stops in the season opener against UAB...missed the Florida State and North Alabama game.

HARRIS' CAREER STATS									
TACKLES	G	UA	A	TOTAL	TFL	YDS	PD	FF	FR
2018	12	14	7	21	0-0	0	0	0	0
2019	11	29	9	35	1.0	5	0	0	0
2020-21	10	40	26	66	3.0	5	2	1	0
2021	1	0	4	4	0.0	0	0	0	0
TOTAL	33	83	46	129	4.0	10	2	1	0

HARRIS' CAREER HIGH GAME STATS			
NO.	OPPONENT	DATE	
12	vs. Davidson	4/24/21	
1.5	at Murray State	4/11/21	
-	-	-	
1	vs. Tennessee Tech	2/28/21	
1	vs. Southeast Missouri	3/21/21	
1	2x; last vs. Tennessee Tech	2/28/21	

HARRIS' 2021 GAME-BY-GAME									
DATE	OPPONENT	UT	AT	TT	TFL-YDS	SCKS-YDS	INT-YDS	BRK	
9/1/21	vs. UAB	0	4	4	0-0	0-0	0-0	0	
9/11/21	at Florida State	-	-	DNP	-	-	-	-	
9/18/21	North Alabama	-	DNP	-	-	-	-	-	
9/25/21	UT Martin	-	-	-	-	-	-	-	
10/2/21	at Kennesaw State	-	-	-	-	-	-	-	
10/9/21	Stephen F. Austin	-	-	-	-	-	-	-	
10/23/21	at Sam Houston	-	-	-	-	-	-	-	
10/30/21	Central Arkansas	-	-	-	-	-	-	-	
11/6/21	Abilene Christian	-	-	-	-	-	-	-	
11/13/21	at Lamar	-	-	-	-	-	-	-	
11/20/21	at Eastern Kentucky	-	-	-	-	-	-	-	

HARRIS' 2020-21 GAME-BY-GAME								
DATE	OPPONENT	UT	AT	TT	TFL-YDS	SCKS-YDS	INT-YDS	BRK
10/3/20	at Florida State	2	5	7	0-0	0-0	0-0	0
10/10/20	Mercer	-	DNP	-	-	-	-	-
10/17/20	at North Alabama	-	DNP	-	-	-	-	-
10/23/20	at FIU	0	1	1	0-0	0-0	0-0	0
2/28/21	Tennessee Tech	0	5	5	0-0	0-0	1-0	0
3/7/21	at Tennessee State	2	3	5	0-0	0-0	0-0	0
3/14/21	at UT Martin	2	7	9	0.5-0	0-0	0-0	0
3/21/21	Southeast Missouri	6	3	9	1.0-1	0-0	0-0	1
3/28/21	Austin Peay	3	2	5	0-0	0-0	0-0	1
4/3/21	at Eastern Illinois	-	DNP	-	-	-	-	-
4/11/21	at Murray State	3	2	5	1.5-4	0-0	0-0	0
4/24/21	Davidson	7	5	12	0-0	0-0	0-0	0
5/2/21	Delaware	7	1	8	0-0	0-0	0-0	0

HARRIS' 2019 GAME-BY-GAME								
DATE	OPPONENT	UT	AT	TT	TFL-YDS	SCKS-YDS	INT-YDS	BRK
8/24/19	@SE Louisiana	0	0	0	0-0	0-0	0-0	0
9/7/19	Chattanooga	1	0	1	0-0	0-0	0-0	0
9/14/19	Eastern Washington	3	0	3	1.0-5	0-0	0-0	0
9/21/19	North Alabama	3	3	6	0-0	0-0	0-0	0
9/28/19	@Austin Peay	4	1	5	0-0	0-0	0-0	0
10/5/19	Tennessee State	3	0	3	0-0	0-0	0-0	0
10/12/19	@Eastern Illinois	3	1	4	0-0	0-0	0-0	0
10/19/19	Southeast Missouri	4	0	4	0-0	0-0	0-0	0
10/26/19	Murray State	3	1	4	0-0	0-0	1-15	0
11/2/19	@UT Martin	-	DNP	-	-	-	-	-
11/9/19	@Tennessee Tech	1	3	4	0-0	0-0	0-0	0
11/23/19	Eastern Kentucky	4	0	4	0-0	0-0	0-0	0

HARRIS' 2018 GAME-BY-GAME								
DATE	OPPONENT	UT	AT	TT	TFL-YDS	SCKS-YDS	INT-YDS	BRK
8/25/18	vs. N.C. A&T	0	0	0	0-0	0-0	0-0	0
9/8/18	Miss. Valley State	2	0	2	0-0	0-0	0-0	0
9/22/18	Tennessee Tech	3	0	3	0-0	0-0	0-0	0
9/29/18	Austin Peay	1	1	2	0-0	0-0	0-0	0
10/6/18	at Eastern Kentucky	2	1	3	0-0	0-0	0-0	0
10/13/18	Eastern Illinois	2	1	3	0-0	0-0	0-0	0
10/20/18	at Southeast Missouri	1	0	1	0-0	0-0	0-0	0
10/27/18	at Murray State	-	DNP	-	-	-	-	-
11/3/18	UT Martin	0	2	2	0-0	0-0	0-0	0
11/10/18	at Tennessee State	0	0	0	0-0	0-0	0-0	0
11/17/18	at Kennesaw State	2	1	3	0-0	0-0	0-0	0
11/24/18	East Tennessee St.	0	1	1	0-0	0-0	0-0	0
12/1/18	at Maine	1	0	1	0-0	0-0	0-0	0



HUNTER #15
RAQUET QB
6-4 • 215 • R-JR.
SANTA CRUZ, CALIF.
CAL POLY

2021: Did not see action in the season opener against UAB and the Florida State game...did not play in the North Alabama contest.

RAQUET'S CAREER STATS							
RUSHING	G	ATT	YDS	TD	LG	AVG/C	AVG/G
2021	-	-	-	-	-	-	-
TOTAL	-	-	-	-	-	-	-

RAQUET'S CAREER HIGH GAME STATS										
PASSING	G	ATT	CMP	INT	YDS	TD	LG	PCT	AVG/P	AVG/G
2021	-	-	-	-	-	-	-	-	-	-
TOTAL	-	-	-	-	-	-	-	-	-	-

RAQUET'S CAREER HIGH GAME STATS			DATE
NO.	OPPONENT		
Completions	-	-	-
Pass Attempts	-	-	-
Pass Yards	-	-	-
Pass TD's	-	-	-
Interceptions	-	-	-
Rush Attempts	-	-	-
Rush Yards	-	-	-
Rush TD's	-	-	-
Long Pass Play	-	-	-

RAQUET'S 2021 GAME BY GAME STATISTICS										
		PASSING				RUSHING				
DATE	OPPONENT	COMP	ATT	INT	YDS	TD	LG	NO.-YDS	TD	LG
9/1/21	vs. UAB	-	DNP	-	-	-	-	-	-	-
9/11/21	at Florida State	-	DNP	-	-	-	-	-	-	-
9/18/21	North Alabama	-	DNP	-	-	-	-	-	-	-
9/25/21	UT Martin	-	-	-	-	-	-	-	-	-
10/2/21	at Kennesaw State	-	-	-	-	-	-	-	-	-
10/9	Stephen F. Austin	-	-	-	-	-	-	-	-	-
10/23/21	at Sam Houston	-	-	-	-	-	-	-	-	-
10/30/21	Central Arkansas	-	-	-	-	-	-	-	-	-
11/6/21	Abilene Christian	-	-	-	-	-	-	-	-	-
11/13/21	at Lamar	-	-	-	-	-	-	-	-	-
11/20/21	at Eastern Kentucky	-	-	-	-	-	-	-	-	-



LA'DERRICK #16
BELL WR
6-2 • 198 • R-FR.
ANNISTON, ALA.
SAKS HS

2021: Did not see action in the season opener against UAB and at Florida State...made his Gamecock debut in the North Alabama contest.

BELLS' CAREER STATS								
REC	G	REC	YDS	TD	LG	REC/G	AVG/C	AVG/G
2021	1	0	0	0	0	0.0	0.0	0.0
TOTALS	1	0	0	0	0	0.0	0.0	0.0

BELLS' CAREER HIGH GAME STATS			DATE
NO.	OPPONENT		
Receptions	-	-	-
Receiving Yards	-	-	-
Receiving TDs	-	-	-
Long Play	-	-	-

BELLS' 2021 GAME-BY-GAME						
DATE	OPPONENT	REC	YDS	LNG	AVG	TD
9/1/21	vs. UAB	-	DNP	-	-	-
9/11/21	at Florida State	-	DNP	-	-	-
9/18/21	North Alabama	0	0	0	0.0	0
9/25/21	UT Martin	-	-	-	-	-
10/2/21	at Kennesaw State	-	-	-	-	-
10/9/21	Stephen F. Austin	-	-	-	-	-
10/23/21	at Sam Houston	-	-	-	-	-
10/30/21	Central Arkansas	-	-	-	-	-
11/6/21	Abilene Christian	-	-	-	-	-
11/13/21	at Lamar	-	-	-	-	-
11/20/21	at Eastern Kentucky	-	-	-	-	-



LAETIA #16
HALE, JR. LB
 6-0 • 210 • R-FR.
 MONTGOMERY, ALA.
 CARVER HS

2021: Turned in a tackle for a loss in the season opener against UAB...made one stop at Florida State...saw action in the North Alabama contest..

HALE'S CAREER STATS									
TACKLES	G	UA	A	TOTAL	TFL	YDS	PD	FF	FR
2019	4	2	3	5	0	0	0	0	0
2020-21	11	6	4	10	0	0	0	0	0
2021	3	1	2	2	1.0	2	0	0	0
TOTAL	17	9	9	17	1.0	2	0	0	0

HALE'S CAREER HIGH GAME STATS			
NO.	OPPONENT	DATE	
2	4x; last at Murray State	4/11/21	
1.0	vs. UAB	9/1/21	
Tackles	-	-	-
Tackles for loss	-	-	-
Sacks	-	-	-
FF	-	-	-
FR	-	-	-
PB	-	-2	-
INT	-	-	-

HALE'S 2021 GAME-BY-GAME								
DATE	OPPONENT	UT	AT	TT	TFL-YDS	SCKS-YDS	INT-YDS	BRK
9/1/21	vs. UAB	1	0	1	1.0-2	0-0	0-0	0
9/11/21	at Florida State	0	1	1	0-0	0-0	0-0	0
9/18/21	North Alabama	0	0	0	0-0	0-0	0-0	0
9/25/21	UT Martin	-	-	-	-	-	-	-
10/2/21	at Kennesaw State	-	-	-	-	-	-	-
10/9/21	Stephen F. Austin	-	-	-	-	-	-	-
10/23/21	at Sam Houston	-	-	-	-	-	-	-
10/30/21	Central Arkansas	-	-	-	-	-	-	-
11/6/21	Abilene Christian	-	-	-	-	-	-	-
11/13/21	at Lamar	-	-	-	-	-	-	-
11/20/21	at Eastern Kentucky	-	-	-	-	-	-	-

HALE'S 2020-21 GAME-BY-GAME								
DATE	OPPONENT	UT	AT	TT	TFL-YDS	SCKS-YDS	INT-YDS	BRK
10/3/20	at Florida State	0	1	1	0-0	0-0	0-0	0
10/10/20	Mercer	0	1	1	0-0	0-0	0-0	0
10/17/20	at North Alabama	- DNP	-	-	-	-	-	-
10/23/20	at FIU	- DNP	-	-	-	-	-	-
2/21/21	at Tennessee State	0	0	0	0-0	0-0	0-0	0
2/28/21	Tennessee Tech	0	0	0	0-0	0-0	0-0	0
3/14/21	at UT Martin	0	0	0	0-0	0-0	0-0	0
3/21/21	Southeast Missouri	1	1	2	0-0	0-0	0-0	0
3/28/21	Austin Peay	0	0	0	0-0	0-0	0-0	0
4/3/21	at Eastern Illinois	1	0	1	0-0	0-0	0-0	0
4/11/21	at Murray State	2	0	2	0-0	0-0	0-0	0
4/24/21	Davidson	1	1	2	0-0	0-0	0-0	0
5/2/21	Delaware	0	0	0	0-0	0-0	0-0	0

HALE'S 2019 GAME-BY-GAME								
DATE	OPPONENT	UT	AT	TT	TFL-YDS	SCKS-YDS	INT-YDS	BRK
8/24/19	@SE Louisiana	- DNP	-					
9/7/19	Chattanooga	- DNP	-					
9/14/19	Eastern Washington	- DNP	-					
9/21/19	North Alabama	- DNP	-					
9/28/19	@Austin Peay	0	1	0	0-0	0-0	0-0	0
10/5/19	Tennessee State	- DNP	-					
10/12/19	@Eastern Illinois	- DNP	-					
10/19/19	Southeast Missouri	0	0	0	0-0	0-0	0-0	0
10/26/19	Murray State	- DNP	-					
11/2/19	@UT Martin	1	1	2	0-0	0-0	0-0	0
11/9/19	@Tennessee Tech	- DNP	-					
11/23/19	Eastern Kentucky	1	1	2	0-0	0-0	0-0	0



SEAN #17
BROWN TE
 6-5 • 246 • R-FR.
 ROME, GA.
 COOSA HS/TENNESSEE

2021: Saw action in the season opener against UAB and at Florida State...targeted once in the North Alabama contest.

BROWN'S CAREER STATS								
REC	G	REC	YDS	TD	LG	REC/G	AVG/C	AVG/G
2021	3	0	0	0	0	0.0	0.0	0.0+
TOTALS	3	0	0	0	0	0.0	0.0	0.0

BROWN'S AREER HIGH GAME STATS		
NO.	OPPONENT	DATE
Receptions	-	-
Receiving Yards	-	-
Receiving TDs	-	-
Long Play	-	-

BROWN'S 2021 GAME-BY-GAME						
DATE	OPPONENT	REC	YDS	LNG	AVG	TD
9/1/21	vs. UAB	0	0	0	0	0
9/11/21	at Florida State	0	0	0	0	0
9/18/21	North Alabama	0	0	0	0	0
9/25/21	UT Martin	-	-	-	-	-
10/2/21	at Kennesaw State	-	-	-	-	-
10/9/21	Stephen F. Austin	-	-	-	-	-
10/23/21	at Sam Houston	-	-	-	-	-
10/30/21	Central Arkansas	-	-	-	-	-
11/6/21	Abilene Christian	-	-	-	-	-
11/13/21	at Lamar	-	-	-	-	-
11/20/21	at Eastern Kentucky	-	-	-	-	-



MARCO #17
BAKER CB
 6-1 • 180 • FR.
 TERRY, MISS.
 TERRY HS

2021: Saw action in the season opener against UAB and at Florida State...forced a North Alabama fumble and recorded a tackle in the contest.

BAKER'S CAREER STATS									
TACKLES	G	UA	A	TOTAL	TFL	YDS	PD	FF	FR
2020-21	8	5	2	7	0	0	2	0	0
2021	3	1	0	1	0	0	0	1	0
TOTAL	11	6	2	8	0	0	2	1	0

BAKER'S CAREER HIGH GAME STATS			
	NO.	OPPONENT	DATE
Tackles	4	at Murray State	4/11/21
Tackles for loss	-	-	-
Sacks	-	-	-
FF	1	vs. North Alabama	9/18/21
FR	-	-	-
PB	2	at Murray Statw	4/11/21
INT	-	-	-

BAKER'S 2021 GAME-BY-GAME								
DATE	OPPONENT	UT	AT	TT	TFL-YDS	SCKS-YDS	INT-YDS	BRK
9/1/21	vs. UAB	0	0	0	0-0	0-0	0-0	0
9/11/21	at Florida State	0	0	0	0-0	0-0	0-0	0
9/18/21	North Alabama	-	-	-	-	-	-	-
9/25/21	UT Martin	-	-	-	-	-	-	-
10/2/21	at Kennesaw State	-	-	-	-	-	-	-
10/9/21	Stephen F. Austin	-	-	-	-	-	-	-
10/23/21	at Sam Houston	-	-	-	-	-	-	-
10/30/21	Central Arkansas	-	-	-	-	-	-	-
11/6/21	Abilene Christian	-	-	-	-	-	-	-
11/13/21	at Lamar	-	-	-	-	-	-	-
11/20/21	at Eastern Kentucky	-	-	-	-	-	-	-

BAKER'S 2020-21 GAME-BY-GAME								
DATE	OPPONENT	UT	AT	TT	TFL-YDS	SCKS-YDS	INT-YDS	BRK
10/3/20	at Florida State	- DNP -						
10/10/20	Mercer	- DNP -						
10/17/20	at North Alabama	- DNP -						
10/23/20	at FIU	- DNP -						
2/21/21	at Tennessee State	0	0	0	0-0	0-0	0-0	0
2/28/21	Tennessee Tech	0	0	0	0-0	0-0	0-0	0
3/14/21	at UT Martin	1	0	1	0-0	0-0	0-0	0
3/21/21	Southeast Missouri	0	0	0	0-0	0-0	0-0	0
3/28/21	Austin Peay	1	1	2	0-0	0-0	0-0	0
4/3/21	at Eastern Illinois	0	0	0	0-0	0-0	0-0	0
4/11/21	at Murray State	3	1	4	0-0	0-0	0-0	2
4/24/21	Davidson	0	0	0	0-0	0-0	0-0	0
5/2/21	Delaware	- DNP -						

HILL'S 2020-21 GAME-BY-GAME						
DATE	OPPONENT	REC	YDS	LNG	AVG	TD
10/3/20	at Florida State	- DNP -				
10/10/20	Mercer	- DNP -				
10/17/20	at North Alabama	- DNP -				
10/23/20	at FIU	- DNP -				
2/28/21	Tennessee Tech	0	0	0	0	0
3/7/21	at Tennessee State	1	-1	-1	-1	0
3/14/21	at UT Martin	0	0	0	0	0
3/21/21	Southeast Missouri	0	0	0	0	0
3/28/21	Austin Peay	0	0	0	0	0
4/3/21	at Eastern Illinois	1	14	14	14.0	0
4/11/21	at Murray State	0	0	0	0	0
4/24/21	Davidson	0	0	0	0.0	0
5/2/21	Delaware	0	0	0	0.0	0



**MALIK
FEASTER**

6-0 • 185 • JR.

TOCCOA, GA.

STEPHENS COUNTY HS

**#18
CB**

2021: Turned in three tackles in the season opener against UAB...Finished with five tackles at Florida State... broke a school record and set an NCAA FCS record with his 100-yard fumble return just before halftime, surpassing the previous JSU mark of 98 yards held by Eugene Greip in 1962. The previous long across the FCS was 99 yards on three separate occasions.

FEASTER'S CAREER STATS									
TACKLES	G	UA	A	TOTAL	TFL	YDS	PD	FF	FR
2018	13	21	7	28	2.5	6	9	0	1
2019	12	30	10	40	1.0	4	8	0	0
2020-21	5	3	5	8	0.5	0	1	0	0
2021	3	7	2	9	0.0	0	0	0	1
TOTAL	32	61	24	85	4.0	10	18	0	2

FEASTER'S CAREER HIGH GAME STATS				DATE
NO.	OPPONENT			
6	2x; last at Mainie			12/1/18
1.5	at Kennesaw State			11/17/18
-	Sacks			-
-	FF			-
1	2x; last vs. North Alabama			9/18/21
3	at Murray State			10/27/18
1	at Kennesaw State			11/17/18

FEASTER'S 2021 GAME-BY-GAME								
DATE	OPPONENT	UT	AT	TT	TFL-YDS	SCKS-YDS	INT-YDS	BRK
9/1/21	vs. UAB	2	1	3	0-0	0-0	0-0	0
9/11/21	at Florida State	4	1	5	0-0	0-0	0-0	0
9/18/21	North Alabama	1	0	1	0-0	0-0	0-0	0
9/25/21	UT Martin	-	-	-	-	-	-	-
10/2/21	at Kennesaw State	-	-	-	-	-	-	-
10/9/21	Stephen F. Austin	-	-	-	-	-	-	-
10/23/21	at Sam Houston	-	-	-	-	-	-	-
10/30/21	Central Arkansas	-	-	-	-	-	-	-
11/6/21	Abilene Christian	-	-	-	-	-	-	-
11/13/21	at Lamar	-	-	-	-	-	-	-
11/20/21	at Eastern Kentucky	-	-	-	-	-	-	-

FEASTER'S 2020-21 GAME-BY-GAME								
DATE	OPPONENT	UT	AT	TT	TFL-YDS	SCKS-YDS	INT-YDS	BRK
10/3/20	at Florida State	1	2	3	0-0	0-0	0-0	0
10/10/20	Mercer	1	1	2	0.5-0	0-0	0-0	0
10/17/20	at North Alabama	0	1	1	0-0	0-0	0-0	0
10/23/20	at FIU	2	0	2	0-0	0-0	0-0	1
2/28/21	Tennessee Tech	0	0	0	0-0	0-0	0-0	0
2/21/21	at Tennessee State	- DNP -						
3/14/21	at UT Martin	- DNP -						
3/21/21	Southeast Missouri	- DNP -						
3/28/21	Austin Peay	- DNP -						
4/3/21	at Eastern Illinois	- DNP -						
4/11/21	at Murray State	- DNP -						
4/24/21	Davidson	- DNP -						
5/2/21	Delaware	- DNP -						



**BRAYDON
HILL**

**#82
TE**

6-4 • 225 • R-FR.

HOKES BLUFF, ALA.

HOKES BLUFF HS

2021: Saw action in the season opener against UAB...missed the Florida State and North Alabama game.

HILL'S CAREER STATS								
REC	G	REC	YDS	TD	LG	REC/G	AVG/C	AVG/G
2020-21	9	2	13	0	14	0.3	6.5	1.4
2021	1	0	0	0	0	0.0	0.0	0.0
TOTALS	10	2	13	0	14	0.3	6.5	1.4

HILL'S CAREER HIGH GAME STATS				DATE
NO.	OPPONENT			
1	2x; last at Eastern Illinois			4/3/21-
14	at Eastern Illinois			4/3/21
-	-			-
-	-			-

HILL'S 2021 GAME-BY-GAME						
DATE	OPPONENT	REC	YDS	LNG	AVG	TD
9/1/21	vs. UAB	0	0	0	0	0
9/11/21	at Florida State	- DNP -				
9/18/21	North Alabama	- DNP -				
9/25/21	UT Martin	-	-	-	-	-
10/2/21	at Kennesaw State	-	-	-	-	-
10/9/21	Stephen F. Austin	-	-	-	-	-
10/23/21	at Sam Houston	-	-	-	-	-
10/30/21	Central Arkansas	-	-	-	-	-
11/6/21	Abilene Christian	-	-	-	-	-
11/13/21	at Lamar	-	-	-	-	-
11/20/21	at Eastern Kentucky	-	-	-	-	-

FEASTER'S 2019 GAME-BY-GAME								
DATE	OPPONENT	UT	AT	TT	TFL-YDS	SCKS-YDS	INT-YDS	BRK
8/24/19	@SE Louisiana	2	1	3	0.5-1	0-0	0-0	0
9/7/19	Chattanooga	1	0	1	0-0	0-0	0-0	0
9/14/19	Eastern Washington	4	0	4	0-0	0-0	0-0	0
9/21/19	North Alabama	2	2	4	0-0	0-0	0-0	0
9/28/19	@Austin Peay	2	2	4	0-0	0-0	0-0	1
10/5/19	Tennessee State	3	1	4	0-0	0-0	0-0	1
10/12/19	@Eastern Illinois	3	1	4	0-0	0-0	0-0	1
10/19/19	Southeast Missouri	2	0	2	0-0	0-0	0-0	0
10/26/19	Murray State	3	0	3	0-0	0-0	0-0	2
11/2/19	@UT Martin	4	0	4	0-0	0-0	0-0	0
11/9/19	@Tennessee Tech	2	1	3	0-0	0-0	0-0	1
11/23/19	Eastern Kentucky	2	2	4	0.5-3	0-0	0-0	1

FEASTER'S 2018 GAME-BY-GAME								
DATE	OPPONENT	UT	AT	TT	TFL-YDS	SCKS-YDS	INT-YDS	BRK
8/25/18	vs. N.C. A&T	1	0	1	0-0	0-0	0-0	0
9/8/18	Miss. Valley State	1	1	1	0-0	0-0	0-0	1
9/22/18	Tennessee Tech	0	0	0	0-0	0-0	0-0	0
9/29/18	Austin Peay	1	0	1	0-0	0-0	0-0	0
10/6/18	@ Eastern Kentucky	3	0	3	0-0	0-0	0-0	0
10/13/18	Eastern Illinois	6	0	6	0-0	0-0	0-0	2
10/20/18	@ Southeast Missouri	0	1	1	0-0	0-0	0-0	0
10/27/18	@ Murray State	2	0	2	0-0	0-0	0-0	3
11/3/18	UT Martin	1	0	1	0-0	0-0	0-0	0
11/10/18	@ Tennessee State	0	0	0	0-0	0-0	0-0	1
11/17/18	@ Kennesaw State	3	1	4	1.5-3	0-0	1-0	0
11/24/18	East Tennessee St.	0	1	1	0-0	0-0	0-0	0
12/1/18	@Maine	3	3	6	1.0-3	0-0	0-0	2



QUAN **#19**
CHARLESTON **WR**

6-0 • 198 • R-JR.

LINDEN, ALA.

LINDEN HS

2021: Had one punt return in the season opener against UAB...caught one pass for 12 yards at Florida State...saw action in the North Alabama contest.

CHARLESTON'S CAREER STATS								
REC	G	REC	YDS	TD	LG	REC/G	AVG/C	AVG/G
2019	9	3	19	0	10	0.4	6.3	2.4
2020-21	13	15	163	2	44	1.3	10.9	12.5
2021	3	1	12	0	12	0.3	12.0	4.0
TOTALS	26	19	194	2	44	0.8	10.2	8.1

CHARLESTON'S CAREER STATS									
TACKLES	G	UA	A	TOTAL	TFL	YDS	PD	FF	FR
2018	4	0	2	2	0	0	0	0	0
TOTAL	4	0	2	2	0	0	0	0	0

CHARLESTON'S CAREER HIGH GAME STATS			
	NO.	OPPONENT	DATE
Receptions	3	2x; last at Tennessee State	3/7/21
Receiving Yards	51	at Eastern Illinois	4/3/21
Receiving TDs	1	2x; last at Tennessee State	3/7/21
Long Play	44	at Eastern Illinois	4/3/21

CHARLESTON'S 2021 GAME-BY-GAME						
DATE	OPPONENT	REC	YDS	LNG	AVG	TD
9/1/21	vs. UAB	0	0	0	0.0	0
9/11/21	at Florida State	1	12	12	12.0	0
9/18/21	North Alabama	0	0	0	0.0	0
9/25/21	UT Martin	-	-	-	-	-
10/2/21	at Kennesaw State	-	-	-	-	-
10/9/21	Stephen F. Austin	-	-	-	-	-
10/23/21	at Sam Houston	-	-	-	-	-
10/30/21	Central Arkansas	-	-	-	-	-
11/6/21	Abilene Christian	-	-	-	-	-
11/13/21	at Lamar	-	-	-	-	-
11/20/21	at Eastern Kentucky	-	-	-	-	-

CHARLESTON'S 2020-21 GAME-BY-GAME						
DATE	OPPONENT	REC	YDS	LNG	AVG	TD
10/3/20	at Florida State	2	10	5	5.0	0
10/10/20	Mercer	0	0	0	0.0	0
10/17/20	at North Alabama	1	14	14	14.0	1
10/23/20	at FIU	-	-	-	-	-
2/28/21	Tennessee Tech	0	0	0	0.0	0
3/7/21	at Tennessee State	3	34	19	11.3	1
3/14/21	at UT Martin	1	9	9	9.0	0
3/21/21	Southeast Missouri	1	11	11	11.0	0
3/28/21	Austin Peay	0	0	0	0.00	0
4/3/21	at Eastern Illinois	2	51	44	25.5	0
4/11/21	at Murray State	2	17	11	8.5	0
4/24/21	Davidson	0	0	0	0.0	0
5/2/21	Delaware	0	0	0	0.0	0

CHARLESTON'S 2019 GAME-BY-GAME						
DATE	OPPONENT	REC	YDS	LNG	AVG	TD
8/29/19	@SE Louisiana	1	10	10	10.0	0
9/7/19	Chattanooga	- DNP -				
9/14/19	Eastern Washington	- DNP -				
9/21/19	North Alabama	0	0	0	0.0	0
9/28/19	@Austin Peay	1	6	6	6.0	0
10/5/19	Tennessee State	0	0	0	0.0	0
10/12/19	@Eastern Illinois	0	0	0	0.0	0
10/19/19	Southeast Missouri	1	3	3	3.0	0
10/26/19	Murray State	0	0	0	0.0	0
11/2/19	@UT Martin	0	0	0	0.0	0
11/9/19	@Tennessee Tech	- DNP -				
11/23/19	Eastern Kentucky	- DNP -				

CHARLESTON'S 2018 GAME-BY-GAME								
DATE	OPPONENT	UT	AT	TT	TFL-YDS	SCKS-YDS	INT-YDS	BRK
8/25/18	vs. N.C. A&T	- DNP -						
9/8/18	Miss. Valley State	0	0	0	0-0	0-0	0-0	0
9/22/18	Tennessee Tech	- DNP -						
9/29/18	Austin Peay	- DNP -						
10/6/18	at Eastern Kentucky	- DNP -						
10/13/18	Eastern Illinois	- DNP -						
10/20/18	at Southeast Missouri	- DNP -						
10/27/18	at Murray State	- DNP -						
11/3/18	UT Martin	0	1	1	0-0	0-0	0-0	0
11/10/18	at Tennessee State	0	1	0	0-0	0-0	0-0	0
11/17/18	at Kennesaw State	- DNP -						
11/24/18	East Tennessee St.	0	0	0	0-0	0-0	0-0	0
12/1/18	at Maine	- DNP -						



URIAH WEST

#20
RB

6-0 • 225 • JR.

DOUGLASVILLE, GA.

DOUGLAS COUNTY HS

2021: Did not see action in the season opener against UAB and at Florida State...missed the North Alabama contest.

WEST'S CAREER STATS

RUSHING	G	ATT	YDS	TD	LG	AVG/C	AVG/G
2018	7	31	195	3	40	6.3	27.9
2019	11	19	137	0	58	7.2	12.5
2020-21	13	137	687	8	66	5.0	52.8
2021	-	-	-	-	-	-	-
TOTAL	31	187	1019	11	66	5.4	32.9

WEST'S CAREER HIGH GAME STATS

	NO.	OPPONENT	DATE
Rush Attempts	24	at FIU	10/23/20
Rush Yards	116	at FIU	10/23/20
Rush TD's	3	vs. Mississippi Valley State	9/8/18
Receptions	1	2x; last vs. UT Martin	11/3/18
Rec. Yards	85	at Tennessee State	3/7/21
Rec. TD's	1	at Tennessee State	3/7/21
Long KO Return	13	at Maine	12/1/18
KO Return for TD	-	-	-

WEST'S 2021 GAME-BY-GAME

DATE	OPPONENT	RUSH	YDS	AVG	TD	TD RUNS
9/1/21	vs. UAB	- DNP -				
9/11/21	at Florida State	- DNP -				
9/18/21	North Alabama	- DNP -				
9/25/21	UT Martin	-	-	-	-	-
10/3/21	at Kennesaw State	-	-	-	-	-
10/9/21	Stephen F. Austin	-	-	-	-	-
10/23/21	at Sam Houston	-	-	-	-	-
10/30/21	Central Arkansas	-	-	-	-	-
11/6/21	Abilene Christian	-	-	-	-	-
11/13/21	at Lamar	-	-	-	-	-
11/20/21	at Eastern Kentucky	-	-	-	-	-

WEST'S 2020-21 GAME-BY-GAME

DATE	OPPONENT	RUSH	YDS	AVG	TD	TD RUNS
10/3/20	at Florida State	5	15	3.0	0	-
10/10/20	Mercer	9	18	2.0	0	-
10/17/23	at North Alabama	11	49	4.5	0	-
10/23/20	at Florida International	24	116	4.8	0	-
2/28/21	Tennessee Tech	8	106	13.2	1	13
3/7/21	at Tennessee State	7	40	5.7	1	1
3/14/21	at UT Martin	14	71	5.1	1	5
3/21/21	Southeast Missouri	16	71	4.4	1	5
3/28/21	Austin Peay	6	26	4.3	0	-
4/3/21	at Eastern Illinois	7	21	3.0	1	3
4/11/21	at Murray State	14	70	5.0	0	-
4/24/21	Davidson	12	76	6.3	2	6, 1
5/2/21	Delaware	4	8	2.0	1	1

WEST'S 2019 GAME-BY-GAME

DATE	OPPONENT	RUSH	YDS	AVG	TD	TD RUNS
8/24/19	@SE Louisiana	0	0	0.0	0	-
9/7/19	Chattanooga	0	0	0.0	0	-
9/14/19	Eastern Washington	0	0	0.0	0	-
9/21/19	North Alabama	1	2	2.0	0	-
9/28/19	@Austin Peay	2	3	1.5	0	-
10/5/19	Tennessee State	5	14	2.8	0	-
10/12/19	@Eastern Illinois	4	42	10.5	0	-
10/19/19	Southeast Missouri	- DNP -				
10/26/19	Murray State	1	-3	-3.0	0	0
11/2/19	@UT Martin	1	5	5.0	0	0
11/9/19	@Tennessee Tech	3	71	23.7	0	0
11/23/19	Eastern Kentucky	2	3	1.5	0	0

WEST'S 2018 GAME-BY-GAME

DATE	OPPONENT	RUSH	YDS	AVG	TD	TD RUNS
8/25/18	vs. North Carolina A&T	- DNP -				
9/8/18	Mississippi Valley State	6	57	9.5	3	12, 9, 11
9/22/18	Tennessee Tech	6	26	4.3	0	-
9/29/18	Austin Peay	- DNP -				
10/6/18	@ Eastern Kentucky	- DNP -				
10/13/18	Eastern Illinois	- DNP -				
10/20/18	@ Southeast Missouri	- DNP -				
10/27/18	@ Murray State	6	58	9.7	0	-
11/3/18	UT Martin	10	50	5.0	0	-
11/10/18	@ Tennessee State	3	4	0.8	0	-
11/17/18	@ Kennesaw State	- DNP -				
11/24/18	East Tennessee State	0	0	0.0	0	-
12/1/18	@Maine	0	0	0.0	0	--



AMON SCARBROUGH

#20

6-0 • 183 • FR.

PINSON, ALA.

PINSON VALLEY HS

2021: Saw action in the season opener against UAB...missed the Florida State contest...did not play in the North Alabama contest.

SCARBROUGH'S CAREER STATS

TACKLES	G	UA	A	TOTAL	TFL	YDS	PD	FF	FR
2021	1	0	0	0	0	0	0	0	0
TOTAL	1	0	0	0	0	0	0	0	0

SCARBROUGH'S CAREER HIGH GAME STATS

	NO.	OPPONENT	DATE
Tackles	-	-	-
Tackles for loss	-	-	-
Sacks	-	-	-
FF	-	-	-
FR	-	-	-
PB	-	-	-
INT	-	-	-

SCARBROUGH'S 2021 GAME-BY-GAME

DATE	OPPONENT	UT	AT	TT	TFL-YDS	SCKS-YDS	INT-YDS	BRK
9/1/21	vs. UAB	0	0	0	0-0	0-0	0-0	0
9/11/21	at Florida State	- DNP -						
9/18/21	North Alabama	- DNP -						
9/25/21	UT Martin	-	-	-	-	-	-	-
10/2/21	at Kennesaw State	-	-	-	-	-	-	-
10/9/21	Stephen F. Austin	-	-	-	-	-	-	-
10/23/21	at Sam Houston	-	-	-	-	-	-	-
10/30/21	Central Arkansas	-	-	-	-	-	-	-
11/6/21	Abilene Christian	-	-	-	-	-	-	-
11/13/21	at Lamar	-	-	-	-	-	-	-
11/20/21	at Eastern Kentucky	-	-	-	-	-	-	-



DEMARCO PRICE

#21
CB

5-10 • 173 • R-SO.

DOUGLASVILLE, GA.

DOUGLAS COUNTY HS


2021: Saw action in the season opener against UAB...made one tackle at Florida State...played in the North Alabama contest,

PRICE'S CAREER STATS									
TACKLES	G	UA	A	TOTAL	TFL	YDS	PD	FF	FR
2020-21	5	0	2	2	0	0	0	0	0
2021	3	1	0	1	0	0	0	0	0
TOTAL	8	1	2	3	0	0	0	0	0

PRICE'S CAREER HIGH GAME STATS				DATE
TACKLES	NO.	OPPONENT		
Tackles	1	3x; last vs. Florida State		9/11/21
Tackles for loss	-	-		-
Sacks	-	-		-
FF	-	-		-
FR	-	-		-
PB	-	-		-
INT	-	-		-

PRICE'S 2021 GAME-BY-GAME								
DATE	OPPONENT	UT	AT	TT	TFL-YDS	SCKS-YDS	INT-YDS	BRK
9/1/21	vs. UAB	0	0	0	0-0	0-0	0-0	0
9/11/21	at Florida State	1	0	1	0-0	0-0	0-0	0
9/18/21	North Alabama	0	0	0	0-0	0-0	0-0	0
9/25/21	UT Martin	-	-	-	-	-	-	-
10/2/21	at Kennesaw State	-	-	-	-	-	-	-
10/9/21	Stephen F. Austin	-	-	-	-	-	-	-
10/23/21	at Sam Houston	-	-	-	-	-	-	-
10/30/21	Central Arkansas	-	-	-	-	-	-	-
11/6/21	Abilene Christian	-	-	-	-	-	-	-
11/13/21	at Lamar	-	-	-	-	-	-	-
11/20/21	at Eastern Kentucky	-	-	-	-	-	-	-

PRICE'S 2020-21 GAME-BY-GAME									
DATE	OPPONENT	UT	AT	TT	TFL-YDS	SCKS-YDS	INT-YDS	BRK	
10/3/20	at Florida State	- DNP	-	-	-	-	-	-	-
10/10/20	Mercer	- DNP	-	-	-	-	-	-	-
10/17/20	at North Alabama	- DNP	-	-	-	-	-	-	-
10/23/20	at FIU	- DNP	-	-	-	-	-	-	-
2/28/21	Tennessee Tech	- DNP	-	-	-	-	-	-	-
2/21/21	at Tennessee State	- DNP	-	-	-	-	-	-	-
3/14/21	at UT Martin	- DNP	-	-	-	-	-	-	-
3/21/21	Southeast Missouri	- DNP	-	-	-	-	-	-	-
3/28/21	Austin Peay	0	0	0	0-0	0-0	0	0	0
4/3/21	at Eastern Illinois	0	1	1	0-0	0-0	0	0	0
4/11/21	at Murray State	0	0	0	0-0	0-0	0	0	0
4/24/21	Davidson	0	1	1	0-0	0-0	0	0	0
5/2/21	Delaware	0	0	0	0-0	0-0	0	0	0



KOLBI FUQUA

#23
SAF

6-3 • 212 • R-SO.

CORDOVA, ALA.

CORDOVA HS/AUBURN

2021: Finished with four tackles, including a stop for a loss in the season opener against UAB...turned in five tackles at Florida State...posted four tackles in the North Alabama contest.

FUQUA'S CAREER STATS									
TACKLES	G	UA	A	TOTAL	TFL	YDS	PD	FF	FR
2020-21	7	10	22	32	0.5	1	2	2	1
2021	3	8	6	14	0.5	1	0	0	0
TOTAL	10	18	28	46	1.0	2	2	2	1

FUQUA'S CAREER HIGH GAME STATS				DATE
TACKLES	NO.	OPPONENT		
Tackles	10	vs. Mercer		10/10/20
Tackles for loss	0.5	2x; last vs. UAB		9/1/21
Sacks	-	-		-
FF	1	2x; last vs. Tennessee Tech		2/28/21
FR	1	vs. Tennessee Tech		2/28/21
PB	1	at Florida State		10/3/20
INT	1	at Florida State		10/3/20

FUQUA'S 2021 GAME-BY-GAME								
DATE	OPPONENT	UT	AT	TT	TFL-YDS	SCKS-YDS	INT-YDS	BRK
9/1/21	vs. UAB	2	2	4	0.5-1	0-0	0-0	0
9/11/21	at Florida State	3	2	5	0-0	0-0	0-0	0
9/18/21	North Alabama	3	1	4	0-0	0-0	0-0	0
9/25/21	UT Martin	-	-	-	-	-	-	-
10/2/21	at Kennesaw State	-	-	-	-	-	-	-
10/9/21	Stephen F. Austin	-	-	-	-	-	-	-
10/23/21	at Sam Houston	-	-	-	-	-	-	-
10/30/21	Central Arkansas	-	-	-	-	-	-	-
11/6/21	Abilene Christian	-	-	-	-	-	-	-
11/13/21	at Lamar	-	-	-	-	-	-	-
11/20/21	at Eastern Kentucky	-	-	-	-	-	-	-

FUQUA'S 2020-21 GAME-BY-GAME								
DATE	OPPONENT	UT	AT	TT	TFL-YDS	SCKS-YDS	INT-YDS	BRK
10/3/20	at Florida State	3	3	6	0-0	0-0	1-13	1
10/10/20	Mercer	3	7	10	0.5-1	0-0	0-0	0
10/17/20	at North Alabama	1	4	5	0-0	0-0	0-0	0
10/23/20	at FIU	0	3	3	0-0	0-0	0-0	1
2/28/21	Tennessee Tech	1	1	2	0-0	0-0	0-0	0
3/7/21	at Tennessee State	2	3	5	0-0	0-0	0-0	0
3/14/21	at UT Martin	0	1	1	0-0	0-0	0-0	0
3/21/21	Southeast Missouri	- DNP -						
3/28/21	Austin Peay	- DNP -						
4/3/21	at Eastern Illinois	- DNP -						
4/11/21	at Murray State	- DNP -						
4/24/21	Davidson	- DNP -						
5/2/21	Delaware	- DNP -						



MARKEL **#24**
CHEESEBORO **RB**
6-1 • 188 • FR.
GROVE HILL, ALA.
CLARKE COUNTY HS

2021: Did not see action in the season opener against UAB and at Florida State...missed the North Alabama contest,

CHEESEBORO'S CAREER STATS

RUSHING	G	ATT	YDS	TD	LG	AVG/C	AVG/G
2021	-	-	-	-	-	-	-
TOTAL	-	-	-	-	-	-	-

CHEESEBORO'S CAREER HIGH GAME STATS

NO.	OPPONENT	DATE
Rush Attempts	-	-
Rush Yards	-	-
Rush TD's	-	-
Receptions	-	-
Rec. Yards	-	-
Rec. TD's	-	-

CHEESEBORO'S 2021 GAME-BY-GAME

DATE	OPPONENT	RUSH	YDS	AVG	TD	TD RUNS
9/1/21	vs. UAB	- DNP -				
9/11/21	at Florida State	- DNP -				
9/18/21	North Alabama	- DNP -				
9/25/21	UT Martin	-	-	-	-	-
10/3/21	at Kennesaw State	-	-	-	-	-
10/9/21	Stephen F. Austin	-	-	-	-	-
10/23/21	at Sam Houston	-	-	-	-	-
10/30/21	Central Arkansas	-	-	-	-	-
11/6/21	Abilene Christian	-	-	-	-	-
11/13/21	at Lamar	-	-	-	-	-
11/20/21	at Eastern Kentucky	-	-	-	-	-



JAYLEN **#24**
HUGHLEY **LB**
6-2 • 230 • FR.
CULLMAN, ALA.
CULLMAN HS

2021: Did not see action in the season opener against UAB...made his JSU debut versus Florida State...did not play in the North Alabama contest,

HUGHLEY'S CAREER STATS

TACKLES	G	UA	A	TOTAL	TFL	YDS	PD	FF	FR
2021	-	-	-	-	-	-	-	-	-
TOTAL	-	-	-	-	-	-	-	-	-

HUGHLEY'S CAREER HIGH GAME STATS

NO.	OPPONENT	DATE
Tackles	-	-
Tackles for loss	-	-
Sacks	-	-
FF	-	-
FR	-	-
PB	-	-
INT	-	-

HUGHLEY'S 2021 GAME-BY-GAME

DATE	OPPONENT	UT	AT	TT	TFL-YDS	SCKS-YDS	INT-YDS	BRK
9/1/21	vs. UAB	- DNP -						
9/11/21	at Florida State	0	0	0	0-0	0-0	0-0	0
9/18/21	North Alabama	- DNP -						
9/25/21	UT Martin	-	-	-	-	-	-	-
10/2/21	at Kennesaw State	-	-	-	-	-	-	-
10/9/21	Stephen F. Austin	-	-	-	-	-	-	-
10/23/21	at Sam Houston	-	-	-	-	-	-	-
10/30/21	Central Arkansas	-	-	-	-	-	-	-
11/6/21	Abilene Christian	-	-	-	-	-	-	-
11/13/21	at Lamar	-	-	-	-	-	-	-
11/20/21	at Eastern Kentucky	-	-	-	-	-	-	-



MATT **#25**
LAROCHE **RB**
5-9 • 185 • R-JR.
VENICE, FLA.
VENICE HS/GEORGIA SOUTHERN

2021: Made his Gamecock debut in the North Alabama contest with a pair of carries for 23 yards.

LAROCHE'S CAREER STATS


RUSHING	G	ATT	YDS	TD	LG	AVG/C	AVG/G
2021	1	2	23	0	25	11.5	23.0
TOTAL	1	2	23	0	25	11.5	23.0

LAROCHE'S CAREER HIGH GAME STATS

NO.	OPPONENT	DATE
Rush Attempts	2	vs. North Alabama
Rush Yards	23	vs. North Alabama
Rush TD's	-	-
Receptions	-	-
Rec. Yards	-	-
Rec. TD's	-	-

LAROCHE'S 2021 GAME-BY-GAME

DATE	OPPONENT	RUSH	YDS	AVG	TD	TD RUNS
9/1/21	vs. UAB	- DNP -				
9/11/21	at Florida State	- DNP -				
9/18/21	North Alabama	2	23	11.5	0	-
9/25/21	UT Martin	-	-	-	-	-
10/3/21	at Kennesaw State	-	-	-	-	-
10/9/21	Stephen F. Austin	-	-	-	-	-
10/23/21	at Sam Houston	-	-	-	-	-
10/30/21	Central Arkansas	-	-	-	-	-
11/6/21	Abilene Christian	-	-	-	-	-
11/13/21	at Lamar	-	-	-	-	-
11/20/21	at Eastern Kentucky	-	-	-	-	-



RON **#26**
WIGGINS **RB**
5-11 • 180 • FR.
JACKSONVILLE, ALA.
JACKSONVILLE HS

2021: Made his Gamecock debut with three carries for five yards in the season opener against UAB...also had a four-yard catch against the Blazers...had one carry and one catch at Florida State...finished with 54 yards on seven carries in the North Alabama contest.

WIGGINS' CAREER STATS							
RUSHING	G	ATT	YDS	TD	LG	AVG/C	AVG/G
2021	3	11	59	0	38	5.4	19.7
TOTAL	3	11	59	0	38	5.4	19.7

WIGGINS' CAREER STATS							
REC	G	REC	YDS	TD	LG	REC/G	AVG/C
2021	3	2	9	0	5	0.6	4.5
TOTALS	3	2	9	0	5	0.6	4.5

WIGGINS' CAREER HIGH GAME STATS			
NO.	OPPONENT	DATE	
7	vs. North Alabama	9/18/21	
54	vs. North Alabama	9/18/21	
-	-	-	
1	2x; last at Florida State	9/11/21	
5	at Florida State	9/11/21	
-	-	-	

WIGGINS' 2021 GAME-BY-GAME						
DATE	OPPONENT	RUSH	YDS	AVG	TD	TD RUNS
9/1/21	vs. UAB	3	5	1.7	0	-
9/11/21	at Florida State	1	0	0.0	0	-
9/18/21	North Alabama	7	54	5.4	0	-
9/25/21	UT Martin	-	-	-	-	-
10/3/21	at Kennesaw State	-	-	-	-	-
10/9/21	Stephen F. Austin	-	-	-	-	-
10/23/21	at Sam Houston	-	-	-	-	-
10/30/21	Central Arkansas	-	-	-	-	-
11/6/21	Abilene Christian	-	-	-	-	-
11/13/21	at Lamar	-	-	-	-	-
11/20/21	at Eastern Kentucky	-	-	-	-	-



STEVONTE **#28**
TULLIS **LB**
6-0 • 205 • R-JR.
DOTHAN, ALA.
ASHFORD HS

2021: Finished with eight tackles, including a stop for a loss in the season opener against UAB...led JSU in tackles at Florida State with seven stops, including a stop for a loss...made two tackles in the North Alabama contest.

TULLIS' CAREER STATS									
TACKLES	G	UA	A	TOTAL	TFL	YDS	PD	FF	FR
2018	9	2	2	4	0	0	0	0	0
2019	12	5	9	14	0.5	2	0	0	1
2020-21	13	16	28	44	3.5	11	3	1	2
2021	3	8	9	17	2.0	7	0	0	0
TOTAL	37	31	48	79	6.0	20	3	1	3

TULLIS' CAREER HIGH GAME STATS

NO.	OPPONENT	DATE
8	vs. UAB	9/1/21
1.0	4x; last at Florida State	9/11/21
1.0	at FIU	10/23/20
1	vs. Mercer	10/10/20
1	2x; last vs. Tennessee Tech	2/28/21
1	3x; last vs. Southeast Missouri	3/21/21
-	-	-

TULLIS' 2021 GAME-BY-GAME

DATE	OPPONENT	UT	AT	TT	TFL-YDS	SCKS-YDS	INT-YDS	BRK
9/1/21	vs. UAB	2	6	8	1.0-5	0-0	0-0	0
9/11/21	at Florida State	4	3	7	1.0-2	0-0	0-0	0
9/18/21	North Alabama	2	0	2	0-0	0-0	0-0	0
9/25/21	UT Martin	-	-	-	-	-	-	-
10/2/21	at Kennesaw State	-	-	-	-	-	-	-
10/9/21	Stephen F. Austin	-	-	-	-	-	-	-
10/23/21	at Sam Houston	-	-	-	-	-	-	-
10/30/21	Central Arkansas	-	-	-	-	-	-	-
11/6/21	Abilene Christian	-	-	-	-	-	-	-
11/13/21	at Lamar	-	-	-	-	-	-	-
11/20/21	at Eastern Kentucky	-	-	-	-	-	-	-

TULLIS' 2020-21 GAME-BY-GAME


DATE	OPPONENT	UT	AT	TT	TFL-YDS	SCKS-YDS	INT-YDS	BRK
10/3/20	at Florida State	1	2	3	0-0	0-0	0-0	0
10/10/20	Mercer	3	2	5	0-0	0-0	0-0	1
10/17/20	at North Alabama	0	0	0	0-0	0-0	0-0	0
10/23/20	at FIU	1	1	2	1.0-4	1.0-4	0-0	1
2/28/21	Tennessee Tech	0	3	3	0-0	0-0	0-0	0
3/7/21	at Tennessee State	1	3	4	0.5-1	0-0	0-0	0
3/14/21	at UT Martin	0	0	0	0-0	0-0	0-0	0
3/21/21	Southeast Missouri	3	4	7	0-0	0-0	0-0	1
3/28/21	Austin Peay	1	1	2	1.0-4	0-0	0-0	0
4/3/21	at Eastern Illinois	1	3	4	0-0	0-0	0-0	0
4/11/21	at Murray State	0	3	3	0-0	0-0	0-0	0
4/24/21	Davidson	1	2	3	0-0	0-0	0-0	0
5/2/21	Delaware	2	6	8	1.0-2	0-0	0-0	0

TULLIS' 2019 GAME-BY-GAME

DATE	OPPONENT	UT	AT	TT	TFL-YDS	SCKS-YDS	INT-YDS	BRK
8/24/19	@SE Louisiana	1	0	1	0-0	0-0	0-0	0
9/7/19	Chattanooga	0	0	0	0-0	0-0	0-0	0
9/14/19	Eastern Washington	0	0	0	0-0	0-0	0-0	0
9/21/19	North Alabama	0	0	0	0-0	0-0	0-0	0
9/28/19	@Austin Peay	1	1	2	0-0	0-0	0-0	0
10/5/19	Tennessee State	1	0	1	0-0	0-0	0-0	0
10/12/19	@Eastern Illinois	1	0	1	0-0	0-0	0-0	0
10/19/19	Southeast Missouri	0	0	0	0-0	0-0	0-0	0
10/26/19	Murray State	0	0	0	0-0	0-0	0-0	0
11/2/19	@UT Martin	0	4	4	0-0	0-0	0-0	0
11/9/19	@Tennessee Tech	0	2	2	0-0	0-0	0-0	0
11/23/19	Eastern Kentucky	1	2	3	0.5-2	0-0	0-0	0

TULLIS' 2018 GAME-BY-GAME

DATE	OPPONENT	UT	AT	TT	TFL-YDS	SCKS-YDS	INT-YDS	BRK
8/25/18	vs. N.C. A&T	0	0	0	0-0	0-0	0-0	0
9/8/18	Miss. Valley State	1	1	2	0-0	0-0	0-0	0
9/22/18	Tennessee Tech	0	0	0	0-0	0-0	0-0	0
9/29/18	Austin Peay	1	0	1	0-0	0-0	0-0	0
10/6/18	at Eastern Kentucky	0	0	0	0-0	0-0	0-0	0
10/13/18	Eastern Illinois	0	0	0	0-0	0-0	0-0	0
10/20/18	at Southeast Missouri	0	0	0	0-0	0-0	0-0	0
10/27/18	at Murray State	0	1	1	0-0	0-0	0-0	0
11/3/18	UT Martin	0	0	0	0-0	0-0	0-0	0
11/10/18	at Tennessee State	-	DNP	-	-	-	-	-
11/17/18	at Kennesaw State	-	DNP	-	-	-	-	-
11/24/18	East Tennessee St.	-	DNP	-	-	-	-	-
12/1/18	at Maine	-	DNP	-	-	-	-	-



JAYLEN SWAIN **#30 DE**
5-10 • 255 • FR.
OXFORD, ALA.
OXFORD HS

• 2020-21 OVC SECOND TEAM

2021: Made three tackles in the season opener against UAB, including a stop for a loss... missed the Florida State game...gave JSU its second defensive touchdown of the North Alabama contest with a 39-yard pick six.

SWAIN'S CAREER STATS									
TACKLES	G	UA	A	TOTAL	TFL	YDS	PD	FF	FR
2020-21	13	28	18	48	11.5	59	1	0	0
2021	2	0	4	4	0.5	0	0	0	0
TOTAL	14	28	22	52	12.0	59	1	0	0

SWAIN'S CAREER HIGH GAME STATS			
NO.	OPPONENT	DATE	
8	at Eastern Illinois	4/3/21	
2.5	vs. Southeast Missouri	3/21/21	
1.0	2x; last at Murray State	4/11/21	
-		-	
1	2x; last at Eastern Illinois	4/3/21	
1	vs. North Alabama	9/18/21	

SWAIN'S 2021 GAME-BY-GAME								
DATE	OPPONENT	UT	AT	TT	TFL-YDS	SCKS-YDS	INT-YDS	BRK
9/1/21	vs. UAB	0	3	3	0.5-0	0-0	0-0	0
9/11/21	at Florida State	-	DNP	-	-	-	-	-
9/18/21	North Alabama	0	1	1	0-0	0-0	1-39	0
9/25/21	UT Martin	-	-	-	-	-	-	-
10/2/21	at Kennesaw State	-	-	-	-	-	-	-
10/9/21	Stephen F. Austin	-	-	-	-	-	-	-
10/23/21	at Sam Houston	-	-	-	-	-	-	-
10/30/21	Central Arkansas	-	-	-	-	-	-	-
11/6/21	Abilene Christian	-	-	-	-	-	-	-
11/13/21	at Lamar	-	-	-	-	-	-	-
11/20/21	at Eastern Kentucky	-	-	-	-	-	-	-

SWAIN'S 2020-21 GAME-BY-GAME								
DATE	OPPONENT	UT	AT	TT	TFL-YDS	SCKS-YDS	INT-YDS	BRK
10/3/20	at Florida State	0	1	1	0-0	0-0	0-0	0
10/10/20	Mercer	3	2	5	1.0-3	0-0	0-0	0
10/17/20	at North Alabama	2	2	4	1.5-3	0.5-2	0-0	0
10/23/20	at FIU	1	0	1	0-0	0-0	0-0	0
2/28/21	Tennessee Tech	2	1	3	0-0	0-0	0-0	0
3/7/21	at Tennessee State	1	0	1	0-0	0-0	0-0	0
3/14/21	at UT Martin	2	2	4	2.0-16	1.0-14	0-0	0
3/21/21	Southeast Missouri	2	3	5	2.5-8	0.5-3	0-0	0
3/28/21	Austin Peay	4	2	6	0.5-1	0-0	0-0	0
4/3/21	at Eastern Illinois	7	1	8	2.0-12	0-0	0-0	1
4/11/21	at Murray State	3	1	4	1.0-12	1.0-12	0-0	0
4/24/21	Davidson	0	2	2	1.0-4	0-0	0-0	0
5/2/21	Delaware	1	2	3	0-0	0-0	0-0	0



HUDSON PETTY **#31 SAF**
6-1 • 200 • R-FR.
WHITWELL, TENN.
WHITWELL HS

2021: Made one tackle in the season opener against UAB...posted a pair of tackles at Florida State...finished with three tackles in the North Alabama contest.

PETTY'S CAREER STATS									
TACKLES	G	UA	A	TOTAL	TFL	YDS	PD	FF	FR
2019	3	2	1	3	0	0	0	0	0
2020-21	11	2	5	7	0	0	0	0	1
2021	3	4	2	6	0	0	0	0	0
TOTAL	17	8	8	16	0	0	0	1	

PETTY'S CAREER HIGH GAME STATS			
NO.	OPPONENT	DATE	
4	vs. Mercer	10/20/20	
-		-	
-		-	
-		-	
1	at Eastern Illinois	4/3/21	
-		-	
-		-	

PETTY'S 2021 GAME-BY-GAME								
DATE	OPPONENT	UT	AT	TT	TFL-YDS	SCKS-YDS	INT-YDS	BRK
9/1/21	vs. UAB	1	0	1	0-0	0-0	0-0	0
9/11/21	at Florida State	1	1	2	0-0	0-0	0-0	0
9/18/21	North Alabama	2	1	3	0-0	0-0	0-0	0
9/25/21	UT Martin	-	-	-	-	-	-	-
10/2/21	at Kennesaw State	-	-	-	-	-	-	-
10/9/21	Stephen F. Austin	-	-	-	-	-	-	-
10/23/21	at Sam Houston	-	-	-	-	-	-	-
10/30/21	Central Arkansas	-	-	-	-	-	-	-
11/6/21	Abilene Christian	-	-	-	-	-	-	-
11/13/21	at Lamar	-	-	-	-	-	-	-
11/20/21	at Eastern Kentucky	-	-	-	-	-	-	-

PETTY'S 2020-21 GAME-BY-GAME								
DATE	OPPONENT	UT	AT	TT	TFL-YDS	SCKS-YDS	INT-YDS	BRK
10/3/20	at Florida State	-	DNP	-				
10/10/20	Mercer	1	3	4	0-0	0-0	0-0	0
10/17/20	at North Alabama	0	0	0	0-0	0-0	0-0	0
10/23/20	at FIU	0	0	0	0-0	0-0	0-0	0
2/28/21	Tennessee Tech	0	0	0	0-0	0-0	0-0	0
3/7/21	at Tennessee State	-	DNP	-				
3/14/21	at UT Martin	0	1	1	0-0	0-0	0-0	0
3/21/21	Southeast Missouri	0	0	0	0-0	0-0	0-0	0
3/28/21	Austin Peay	0	0	0	0-0	0-0	0-0	0
4/3/21	at Eastern Illinois	0	0	0	0-0	0-0	0-0	0
4/11/21	at Murray State	0	0	0	0-0	0-0	0-0	0
4/24/21	Davidson	0	0	0	0-0	0-0	0-0	0
5/2/21	Delaware	0	0	0	0-0	0-0	0-0	0

PETTY'S 2019 GAME-BY-GAME								
DATE	OPPONENT	UT	AT	TT	TFL-YDS	SCKS-YDS	INT-YDS	BRK
8/24/19	@SE Louisiana	- DNP -						
9/7/19	Chattanooga	0	0	0	0-0	0-0	0-0	0
9/14/19	Eastern Washington	- DNP -						
9/21/19	North Alabama	- DNP -						
9/28/19	@Austin Peay	- DNP -						
10/5/19	Tennessee State	- DNP -						
10/12/19	@Eastern Illinois	- DNP -						
10/19/19	Southeast Missouri	- DNP -						
10/26/19	Murray State	- DNP -						
11/2/19	@UT Martin	2	1	3	0-0	0-0	0-0	0
11/9/19	@Tennessee Tech	0	0	0	0-0	0-0	0-0	0
11/23/19	Eastern Kentucky	0	0	0	0-0	0-0	0-0	0



JALEN **#34**
BUSTAMANTE **SAF**
6-1 • 197 • SO.
ALABASTER, ALA.
THOMPSON HS/WEST GEORGIA

2021: Did not see action in the season opener against UAB and at Florida State...did not play in the North Alabama contest.

BUSTAMANTE'S CAREER STATS									
TACKLES	G	UA	A	TOTAL	TFL	YDS	PD	FF	FR
2021	-	-	-	-	-	-	-	-	-
TOTAL	-	-	-	-	-	-	-	-	-

BUSTAMANTE'S CAREER HIGH GAME STATS				DATE
NO.	OPPONENT			
Tackles	-	-	-	-
Tackles for loss	-	-	-	-
Sacks	-	-	-	-
FF	-	-	-	-
FR	-	-	-	-
PB	-	-	-	-
INT	-	-	-	-

BUSTAMANTE'S 2021 GAME-BY-GAME								
DATE	OPPONENT	UT	AT	TT	TFL-YDS	SCKS-YDS	INT-YDS	BRK
9/1/21	vs. UAB	-	DNP	-	-	-	-	-
9/11/21	at Florida State	-	DNP	-	-	-	-	-
9/18/21	North Alabama	-	-	-	-	-	-	-
9/25/21	UT Martin	-	-	-	-	-	-	-
10/2/21	at Kennesaw State	-	-	-	-	-	-	-
10/9/21	Stephen F. Austin	-	-	-	-	-	-	-
10/23/21	at Sam Houston	-	-	-	-	-	-	-
10/30/21	Central Arkansas	-	-	-	-	-	-	-
11/6/21	Abilene Christian	-	-	-	-	-	-	-
11/13/21	at Lamar	-	-	-	-	-	-	-
11/20/21	at Eastern Kentucky	-	-	-	-	-	-	-



RICKY **#35**
SAMUEL **DL**
6-3 • 300 • R-FR.
BREWTON, ALA.
T.R. MILLER HS/TROY

2021: Turned in one tackle, including a stop for a loss against UAB...made one stop at Florida State...missed the North Alabama contest.

SAMUEL'S CAREER STATS									
TACKLES	G	UA	A	TOTAL	TFL	YDS	PD	FF	FR
2020-21	6	1	2	3	0-0	0	0	0	0
2021	2	0	2	2	0.5	1	0	0	0
TOTAL	8	1	4	7	0.5	1	0	0	0

SAMUEL'S CAREER HIGH GAME STATS				DATE
NO.	OPPONENT			
Tackles	2	vs. Davidson		4/24/21
Tackles for loss	0.5	vs. UAB		9/1/21
Sacks	-	-	-	-
FF	-	-	-	-
PB	-	-	-	-
INT	-	-	-	-

SAMUEL'S 2021 GAME-BY-GAME								
	UT	AT	TT	TFL-YDS	SCKS-YDS	INT-YDS	BRK	
	0	1	1	0.5-1	0-0	0-0	0	
	0	1	1	0-0	0-0	0-0	0	
	- DNP -							
ate	-	-	-	-	-	-	-	
n	-	-	-	-	-	-	-	
	-	-	-	-	-	-	-	
s	-	-	-	-	-	-	-	
n	-	-	-	-	-	-	-	
	-	-	-	-	-	-	-	
cky	-	-	-	-	-	-	-	

SAMUEL'S 2020-21 GAME-BY-GAME							
	UT	AT	TT	TFL-YDS	SCKS-YDS	INT-YDS	BRK
	- DNP -						
	0	0	0	0-0	0-0	0-0	0
ma	1	0	1	0-0	0-0	0-0	0
	0	0	0	0-0	0-0	0-0	0
h	- DNP -						
state	- DNP -						
	- DNP -						
souri	- DNP -						
	0	0	0	0-0	0-0	0-0	0
ois	- DNP -						
e	0	0	0	0-0	0-0	0-0	0
	0	2	2	0-0	0-0	0-0	0
	0	0	0	0-0	0-0	0-0	0



BRENTON **#37**
KING **K**
5-11 • 186 • R-SR.
AUBURN, GA.
MILL CREEK HS/GEORGIA TECH

2021: Did not play in the season opener against UAB and at Florida State...made his Game-cock debut with a pair of kickoffs.

KING'S CAREER STATS									
SCORING	G	TD	RUSH	PASS	RETN	PAT	2PAT	FG	TOTAL AVG/G
2021	-	-	-	-	-	-	-	-	-
TOTAL	-	-	-	-	-	-	-	-	-

KING'S 2021 FIELD GOAL SEQUENCE (MADE/MISSED)					
DATE	OPPONENT	FBM	FGA	LNG	FB SEQ.
9/1/21	vs. UAB	-	DNP	-	-
9/11/21	at Florida State	-	DNP	-	-
9/18/21	North Alabama	0	0	0	-
9/25/21	UT Martin	-	-	-	-
10/2/21	at Kennesaw State	-	-	-	-
10/9/21	Stephen F. Austin	-	-	-	-
10/23/21	at Sam Houston	-	-	-	-
10/30/21	Central Arkansas	-	-	-	-
11/6/21	Abilene Christian	-	-	-	-
11/13/21	at Lamar	-	-	-	-
11/20/21	at Eastern Kentucky	-	-	-	-

KING'S CAREER HIGH GAME STATS				DATE
NO.	OPPONENT			
FG Attempts	-	-	-	-
FG Made	-	-	-	-
Long	-	-	-	-
Points	-	-	-	-

KING'S 2021 FIELD GOAL SEQUENCE (MADE/MISSED)					
DATE	OPPONENT	FBM	FGA	LNG	FB SEQ.
9/1/21	vs. UAB	-	DNP	-	-
9/11/21	at Florida State	-	DNP	-	-
9/18/21	North Alabama	0	0	0	-
9/25/21	UT Martin	-	-	-	-
10/2/21	at Kennesaw State	-	-	-	-
10/9/21	Stephen F. Austin	-	-	-	-
10/23/21	at Sam Houston	-	-	-	-
10/30/21	Central Arkansas	-	-	-	-
11/6/21	Abilene Christian	-	-	-	-
11/13/21	at Lamar	-	-	-	-
11/20/21	at Eastern Kentucky	-	-	-	-



TRISTIAN WELLS

#38

LB

5-10 • 212 • R-FR.

TALLADEGA, ALA.

TALLADEGA HS

2021: Saw action in the season opener against UAB and at Florida State...played in the North Alabama contest.

WELLS' CAREER STATS									
TACKLES	G	UA	A	TOTAL	TFL	YDS	PD	FF	FR
2020-21	9	2	2	4	1.0	6	0	0	0
2021	3	0	0	0	0.0	0	0	0	0
TOTAL	12	2	2	4	1.0	6	0	0	0

WELLS' CAREER HIGH GAME STATS				DATE	
NO.	OPPONENT				
Tackles	2	vs. Davidson		4/24/21	
Tackles for loss	0.5	2x; last vs. Davidson		4/24/21	
Sacks	0.5	at Tennessee State		3/7/21	
FF	-	-			
PB	-	-			
INT	-	-			

WELLS' 2021 GAME-BY-GAME							
DATE	OPPONENT	UT	AT	TT	TFL-YDS	SCKS-YDS	INT-YDS
9/1/21	vs. UAB	0	0	0	0-0	0-0	0-0
9/11/21	at Florida State	0	0	0	0-0	0-0	0-0
9/18/21	North Alabama	0	0	0	0-0	0-0	0-0
9/25/21	UT Martin	-	-	-	-	-	-
10/2/21	at Kennesaw State	-	-	-	-	-	-
10/9/21	Stephen F. Austin	-	-	-	-	-	-
10/23/21	at Sam Houston	-	-	-	-	-	-
10/30/21	Central Arkansas	-	-	-	-	-	-
11/6/21	Abilene Christian	-	-	-	-	-	-
11/13/21	at Lamar	-	-	-	-	-	-
11/20/21	at Eastern Kentucky	-	-	-	-	-	-

WELLS' 2020-21 GAME-BY-GAME							
DATE	OPPONENT	UT	AT	TT	TFL-YDS	SCKS-YDS	INT-YDS
10/3/20	at Florida State	- DNP -					
10/10/20	Mercer	0	0	0	0-0	0-0	0-0
10/17/20	at North Alabama	- DNP -					
10/23/20	at FIU	- DNP -					
2/28/21	Tennessee Tech	0	0	0	0-0	0-0	0-0
3/7/21	at Tennessee State	0	1	1	0.5-6	0.5-6	0-0
3/14/21	at UT Martin	0	0	0	0	0	0-0
3/21/21	Southeast Missouri	- DNP -					
3/28/21	Austin Peay	0	0	0	0-0	0-0	0-0
4/3/21	at Eastern Illinois	1	0	1	0-0	0-0	0-0
4/11/21	at Murray State	0	0	0	0-0	0-0	0-0
4/24/21	Davidson	1	1	2	0.5-0	0-0	0-0
5/2/21	Delaware	0	0	0	0-0	0-0	0-0



KYLE HOLT

#39

DE

6-3 • 240 • SO.

ATLANTA, GA.

WHITEFIELD ACADEMY

2021: Saw action in the season opener against UAB...missed the Florida State and the North Alabama game.

HOLT'S CAREER STATS									
TACKLES	G	UA	A	TOTAL	TFL	YDS	PD	FF	FR
2019	10	10	12	22	3.0	18	1	0	0
2020-21	2	1	0	1	0.0	0	0	0	0
2021	1	0	0	0	0.0	0	0	0	0
TOTAL	13	11	12	23	3.0	18	1	0	0

HOLT'S CAREER HIGH GAME STATS				DATE	
NO.	OPPONENT				
Tackles	5	vs. Murray State		10/26/19	
Tackles for loss	1	2x; last vs. Eastern Kentucky		11/23/19	
Sacks	-	-			
FF	-	-			
FR	-	-			
PB	1	vs. Southeast Missouri		10/19/19	
INT	-	-			

HOLT'S 2021 GAME-BY-GAME							
DATE	OPPONENT	UT	AT	TT	TFL-YDS	SCKS-YDS	INT-YDS
9/1/21	vs. UAB	0	0	0	0-0	0-0	0-0
9/11/21	at Florida State	- DNP -					
9/18/21	North Alabama	- DNP -					
9/25/21	UT Martin	-	-	-	-	-	-
10/2/21	at Kennesaw State	-	-	-	-	-	-
10/9/21	Stephen F. Austin	-	-	-	-	-	-
10/23/21	at Sam Houston	-	-	-	-	-	-
10/30/21	Central Arkansas	-	-	-	-	-	-
11/6/21	Abilene Christian	-	-	-	-	-	-
11/13/21	at Lamar	-	-	-	-	-	-
11/20/21	at Eastern Kentucky	-	-	-	-	-	-

HOLT'S 2020-21 GAME-BY-GAME							
DATE	OPPONENT	UT	AT	TT	TFL-YDS	SCKS-YDS	INT-YDS
10/3/20	at Florida State	- DNP -					
10/10/20	Mercer	- DNP -					
10/17/20	at North Alabama	- DNP -					
10/23/20	at FIU	- DNP -					
2/28/21	Tennessee Tech	- DNP -					
3/7/21	at Tennessee State	1	0	1	0-0	0-0	0-0
3/14/21	at UT Martin	- DNP -					
3/21/21	Southeast Missouri	0	0	0	0-0	0-0	0-0
3/28/21	Austin Peay	- DNP -					
4/3/21	at Eastern Illinois	- DNP -					
4/11/21	at Murray State	- DNP -					
4/24/21	Davidson	- DNP -					
5/2/21	Delaware	- DNP -					

HOLT'S 2019 GAME-BY-GAME							
DATE	OPPONENT	UT	AT	TT	TFL-YDS	SCKS-YDS	INT-YDS
8/24/19	@SE Louisiana	1	0	1	0-0	0-0	0-0
9/7/19	Chattanooga	1	0	1	0-0	0-0	0-0
9/14/19	Eastern Washington	2	1	3	0-0	0-0	0-0
9/21/19	North Alabama	1	0	1	0-0	0-0	0-0
9/28/19	@Austin Peay	0	1	1	0.5-6	0-0	0-0
10/5/19	Tennessee State	- DNP -					
10/12/19	@Eastern Illinois	- DNP -					
10/19/19	Southeast Missouri	1	0	1	0-0	0-0	0-0
10/26/19	Murray State	1	4	5	1-10	0-0	0-0
11/2/19	@UT Martin	0	3	3	0-0	0-0	0-0
11/9/19	@Tennessee Tech	0	2	2	0.5-1	0-0	0-0
11/23/19	Eastern Kentucky	3	1	4	1.0-1	0-0	0-0



MARKEYCE **#41**
TROUTMAN **DE**
6-4 • 230 • R-SO.
BUTLER, GA.
TAYLOR COUNTY HS

2021: Did not see action in the season opener at UAB and at Florida State...missed the North Alabama contest.

TROUTMAN'S CAREER STATS									
TACKLES	G	UA	A	TOTAL	TFL	YDS	PD	FF	FR
2021	-	-	-	-	-	-	-	-	-
TOTAL	-	-	-	-	-	-	-	-	-

TROUTMAN'S CAREER HIGH GAME STATS				DATE
NO.	OPPONENT			
Tackles	-	-	-	-
Tackles for loss	-	-	-	-
Sacks	-	-	-	-
FF	-	-	-	-
PB	-	-	-	-
INT	-	-	-	-

TROUTMAN'S 2021 GAME-BY-GAME								
DATE	OPPONENT	UT	AT	TT	TFL-YDS	SCKS-YDS	INT-YDS	BRK
9/1/21	vs. UAB	-	DNP	-	-	-	-	-
9/11/21	at Florida State	-	DNP	-	-	-	-	-
9/18/21	North Alabama	-	DNP	-	-	-	-	-
9/25/21	UT Martin	-	-	-	-	-	-	-
10/2/21	at Kennesaw State	-	-	-	-	-	-	-
10/9/21	Stephen F. Austin	-	-	-	-	-	-	-
10/23/21	at Sam Houston	-	-	-	-	-	-	-
10/30/21	Central Arkansas	-	-	-	-	-	-	-
11/6/21	Abilene Christian	-	-	-	-	-	-	-
11/13/21	at Lamar	-	-	-	-	-	-	-
11/20/21	at Eastern Kentucky	-	-	-	-	-	-	-

TROUTMAN'S 2020-21 GAME-BY-GAME								
DATE	OPPONENT	UT	AT	TT	TFL-YDS	SCKS-YDS	INT-YDS	BRK
10/3/20	at Florida State	-	DNP	-	-	-	-	-
10/10/20	Mercer	-	DNP	-	-	-	-	-
10/17/20	at North Alabama	-	DNP	-	-	-	-	-
10/23/20	at FIU	-	DNP	-	-	-	-	-
2/28/21	Tennessee Tech	-	DNP	-	-	-	-	-
3/7/21	at Tennessee State	-	DNP	-	-	-	-	-
3/14/21	at UT Martin	-	DNP	-	-	-	-	-
3/21/21	Southeast Missouri	-	DNP	-	-	-	-	-
3/28/21	Austin Peay	-	DNP	-	-	-	-	-
4/3/21	at Eastern Illinois	-	DNP	-	-	-	-	-
4/11/21	at Murray State	-	DNP	-	-	-	-	-
4/24/21	Davidson	-	DNP	-	-	-	-	-
5/2/21	Delaware	-	DNP	-	-	-	-	-

TROUTMAN'S 2019 GAME-BY-GAME								
DATE	OPPONENT	UT	AT	TT	TFL-YDS	SCKS-YDS	INT-YDS	BRK
8/24/19	@SE Louisiana	-	DNP	-	-	-	-	-
9/7/19	Chattanooga	-	DNP	-	-	-	-	-
9/14/19	Eastern Washington	-	DNP	-	-	-	-	-
9/21/19	North Alabama	-	DNP	-	-	-	-	-
9/28/19	@Austin Peay	-	DNP	-	-	-	-	-
10/5/19	Tennessee State	-	DNP	-	-	-	-	-
10/12/19	@Eastern Illinois	-	DNP	-	-	-	-	-
10/19/19	Southeast Missouri	-	DNP	-	-	-	-	-
10/26/19	Murray State	0	0	0	0-0	0-0	0-0	0
11/2/19	@UT Martin	0	0	0	0-0	0-0	0-0	0
11/9/19	@Tennessee Tech	0	0	0	0-0	0-0	0-0	0
11/23/19	Eastern Kentucky	-	DNP	-	-	-	-	-



ALEN **#47**
KARAJIC **PK**
6-5 • 220 • FR.
DOLEWAH, TENN.
EAST HAMILTON HS

2021: Handled the kickoff duties in the season opener against UAB...made both extra points at Florida State...matched his career-long of 46 yards in the North Alabama contest...also connected on a 39-yard field goal versus UNA.

KARAJIC'S CAREER STATS									
SCORING	G	TD	RUSH	PASS	RETN	PAT	2PAT	FG	TOTAL AVG/G
2020-21	12	-	-	-	-	43	-	41	85/7.1
2021	3	-	-	-	-	5	-	2	11/3.6
TOTAL	15	-	-	-	-	48	-	43	94/6.2

FG	G	ATT	MADE	LG	PCT
2020-21	12	19	14	46	.737
2021	3	3	2	46	.667
TOTAL	15	22	16	46	.727

KARAJIC'S CAREER HIGH GAME STATS				DATE
NO.	OPPONENT			
FG Attempts	5	at FIU		10/23/20
FG Made	4	at FIU		10/23/20
Long	46	2x; last vs. North Alabama		9/18/21
Points	13	at FIU		10/23/20

KARAJIC'S 2021 FIELD GOAL SEQUENCE (MADE/MISSED)					
DATE	OPPONENT	FGM	FGA	LNG	FG SEQ.
9/1/21	vs. UAB	0	0	0	-
9/11/21	at Florida State	0	0	0	-
9/18/21	North Alabama	2	3	46	46, 39, 31
9/25/21	UT Martin	-	-	-	-
10/2/21	at Kennesaw State	-	-	-	-
10/9/21	Stephen F. Austin	-	-	-	-
10/23/21	at Sam Houston	-	-	-	-
10/30/21	Central Arkansas	-	-	-	-
11/6/21	Abilene Christian	-	-	-	-
11/13/21	at Lamar	-	-	-	-
11/20/21	at Eastern Kentucky	-	-	-	-

KARAJIC'S 2020-21 FIELD GOAL SEQUENCE (MADE/MISSED)					
DATE	OPPONENT	FGM	FGA	LNG	FG SEQ.
10/3/20	at Florida State	1	1	21	21
10/10/20	Mercer	2	2	43	38, 43
10/17/20	at North Alabama	1	1	36	36
10/23/20	at FIU	4	5	39	30, 39, 20, 32, 23
2/28/21	Tennessee Tech	2	2	34	34, 23
2/21/21	at Tennessee State	1	1	26	26
3/14/21	at UT Martin	1	2	25	38, 25
3/21/21	Southeast Missouri	0	1	-	31
3/28/21	Austin Peay	1	2	36	49, 36
4/3/21	at Eastern Illinois	1	2	46	46, 42
4/11/21	at Murray State	0	0	-	-
4/24/21	Davidson	-	-	-	-
5/2/21	Delaware	-	-	-	-



JAVARIUS HOSKINS

#50

DE

6-4 • 260 • FR.

TUSCALOOSA, ALA.

PAUL BRYANT HS

2021: Saw action in the season opener against UAB and at Florida State...posted one tackle in the North Alabama contest.

TROUTMAN'S CAREER STATS

TACKLES	G	UA	A	TOTAL	TFL	YDS	PD	FF	FR
2020-21	8	1	4	5	0.5	1	0	0	0
2021	2	0	0	0	0.0	0	0	0	0
TOTAL	10	1	4	5	0.5	1	0	0	0

HOSKINS' CAREER HIGH GAME STATS

	NO.	OPPONENT	DATE
Tackles	3	vs. Davidson	4/24/21
Tackles for loss	0.5	vs. Davidson	4/24/21
Sacks	-	-	-
FF	-	-	-
PB	-	-	-
INT	-	-	-

HOSKINS' 2021 GAME-BY-GAME

DATE	OPPONENT	UT	AT	TT	TFL-YDS	SCKS-YDS	INT-YDS	BRK
9/1/21	vs. UAB	0	0	0	0-0	0-0	0-0	0
9/11/21	at Florida State	0	0	0	0-0	0-0	0-0	0
9/18/21	North Alabama	0	1	1	0-0	0-0	0-0	0
9/25/21	UT Martin	-	-	-	-	-	-	-
10/2/21	at Kennesaw State	-	-	-	-	-	-	-
10/9/21	Stephen F. Austin	-	-	-	-	-	-	-
10/23/21	at Sam Houston	-	-	-	-	-	-	-
10/30/21	Central Arkansas	-	-	-	-	-	-	-
11/6/21	Abilene Christian	-	-	-	-	-	-	-
11/13/21	at Lamar	-	-	-	-	-	-	-
11/20/21	at Eastern Kentucky	-	-	-	-	-	-	-

HOSKINS' 2020-21 GAME-BY-GAME

DATE	OPPONENT	UT	AT	TT	TFL-YDS	SCKS-YDS	INT-YDS	BRK
10/3/20	at Florida State	-	DNP	-	-	-	-	-
10/10/20	Mercer	-	DNP	-	-	-	-	-
10/17/20	at North Alabama	-	DNP	-	-	-	-	-
10/23/20	at FIU	0	0	0	0-0	0-0	0-0	0
2/28/21	Tennessee Tech	-	DNP	-	-	-	-	-
3/7/21	at Tennessee State	-	DNP	-	-	-	-	-
3/14/21	at UT Martin	-	DNP	-	-	-	-	-
3/21/21	Southeast Missouri	0	0	0	0-0	0-0	0-0	0
3/28/21	Austin Peay	0	0	0	0-0	0-0	0-0	0
4/3/21	at Eastern Illinois	-	DNP	-	-	-	-	-
4/11/21	at Murray State	0	0	0	0-0	0-0	0-0	0
4/24/21	Davidson	0	3	3	0.5-1	0-0	0-0	0
5/2/21	Delaware	0	1	1	0-0	0-0	0-0	0



NAHUM HORTON

#55

DL

6-3 • 300 • R-SR.

CENTRE, ALA.

CHEROKEE COUNTY HS

2021: Saw action in the season opener against UAB and at Florida State...made one tackle in the North Alabama contest.

HORTON'S CAREER STATS

TACKLES	G	UA	A	TOTAL	TFL	YDS	PD	FF	FR
2020-21	11	1	2	3	0	0	0	0	0
2021	3	1	0	0	0	0	0	0	0
TOTAL	14	2	2	3	0	0	0	0	0

HORTON' CAREER HIGH GAME STATS

	NO.	OPPONENT	DATE
Tackles	3	vs. Davidson	4/24/21
Tackles for loss	0.5	vs. Davidson	4/24/21
Sacks	-	-	-
FF	-	-	-
PB	-	-	-
INT	-	-	-

HORTON'S 2021 GAME-BY-GAME

DATE	OPPONENT	UT	AT	TT	TFL-YDS	SCKS-YDS	INT-YDS	BRK
9/1/21	vs. UAB	0	0	0	0-0	0-0	0-0	0
9/11/21	at Florida State	0	0	0	0-0	0-0	0-0	0
9/18/21	North Alabama	1	0	1	0-0	0-0	0-0	0
9/25/21	UT Martin	-	-	-	-	-	-	-
10/2/21	at Kennesaw State	-	-	-	-	-	-	-
10/9/21	Stephen F. Austin	-	-	-	-	-	-	-
10/23/21	at Sam Houston	-	-	-	-	-	-	-
10/30/21	Central Arkansas	-	-	-	-	-	-	-
11/6/21	Abilene Christian	-	-	-	-	-	-	-
11/13/21	at Lamar	-	-	-	-	-	-	-
11/20/21	at Eastern Kentucky	-	-	-	-	-	-	-

HORTON'S 2020-21 GAME-BY-GAME

DATE	OPPONENT	UT	AT	TT	TFL-YDS	SCKS-YDS	INT-YDS	BRK
10/3/20	at Florida State	-	DNP	-	-	-	-	-
10/10/20	Mercer	0	0	0	0-0	0-0	0-0	0
10/17/20	at North Alabama	0	0	0	0-0	0-0	0-0	0
10/23/20	at FIU	0	0	0	0-0	0-0	0-0	0
2/28/21	Tennessee Tech	0	0	0	0-0	0-0	0-0	0
3/7/21	at Tennessee State	0	0	0	0-0	0-0	0-0	0
3/14/21	at UT Martin	0	0	0	0-0	0-0	0-0	0
3/21/21	Southeast Missouri	0	0	0	0-0	0-0	0-0	0
3/28/21	Austin Peay	0	0	0	0-0	0-0	0-0	0
4/3/21	at Eastern Illinois	0	0	0	0-0	0-0	0-0	0
4/11/21	at Murray State	0	0	0	0-0	0-0	0-0	0
4/24/21	Davidson	1	2	3	0-0	0-0	0-0	0
5/2/21	Delaware	-	DNP	-	-	-	-	-



DAVE RUSSELL, III

#80

WR

6-0 • 203 • R-SO.

OXFORD, ALA.

OXFORD HS

2021: Did not play in the season opener against UAB and at Florida State...missed the North Alabama game.

RUSSELL'S CAREER STATS

REC	G	REC	YDS	TD	LG	REC/G	AVG/C	AVG/G
2019	10	14	24	0	8	0.4	6.0	2.4
2020-21	13	12	352	3	67	2.4	14.6	27.1
2021	-	-	-	-	-	-	-	-
TOTALS	23	28	375	3	67	1.5	13.4	16.3

RUSSELL'S CAREER HIGH GAME STATS

	NO.	OPPONENT	DATE
Receptions	7	at Florida State	10/3/20
Receiving Yards	107	at UT Martin	3/14/21
Receiving TDs	1	3x; last at UT Martin	3/14/21
Long Play	67	at UT Martin	3/14/21

RUSSELL'S 2021 GAME-BY-GAME

DATE	OPPONENT	REC	YDS	LNG	AVG	TD
9/1/21	vs. UAB	-	DNP	-	-	-
9/11/21	at Florida State	-	DNP	-	-	-
9/18/21	North Alabama	-	-	-	-	-
9/25/21	UT Martin	-	-	-	-	-
10/2/21	at Kennesaw State	-	-	-	-	-
10/9/21	Stephen F. Austin	-	-	-	-	-
10/23/21	at Sam Houston	-	-	-	-	-
10/30/21	Central Arkansas	-	-	-	-	-
11/6/21	Abilene Christian	-	-	-	-	-
11/13/21	at Lamar	-	-	-	-	-
11/20/21	at Eastern Kentucky	-	-	-	-	-

RUSSELL'S 2020-21 GAME-BY-GAME

DATE	OPPONENT	REC	YDS	LNG	AVG	TD
10/3/20	at Florida State	7	74	19	10.6	0
10/10/20	Mercer	1	-3	-	-3.0	0
10/17/20	at North Alabama	3	50	18	16.7	0
10/23/20	at FIU	0	0	0	0.0	0
2/28/21	Tennessee Tech	5	81	42	16.2	1
3/7/21	at Tennessee State	2	38	29	19.0	1
3/14/21	at UT Martin	5	107	67	21.4	1
3/21/21	Southeast Missouri	1	4	4	4.0	0
3/28/21	Austin Peay	0	0	0	0.0	0
4/3/21	at Eastern Illinois	0	0	0	0.0	0
4/11/21	at Murray State	0	0	0	0.0	0
4/24/21	Davidson	0	0	0	0.0	0
5/2/21	Delaware	2	1	3	0.5	0

RUSSELL'S 2019 GAME-BY-GAME

DATE	OPPONENT	REC	YDS	LNG	AVG	TD
8/29/19	@SE Louisiana	0	0	0	0.0	0
9/7/19	Chattanooga	0	0	0	0.0	0
9/14/19	Eastern Washington	0	0	0	0.0	0
9/21/19	North Alabama	-	DNP	-	-	-
9/28/19	@Austin Peay	0	0	0	0.0	0
10/5/19	Tennessee State	0	0	0	0.0	0
10/12/19	@Eastern Illinois	0	0	0	0.0	0
10/19/19	Southeast Missouri	0	0	0	0.0	0
10/26/19	Murray State	1	8	8	8.0	0
11/2/19	@UT Martin	1	5	5	5.0	0
11/9/19	@Tennessee Tech	2	11	7	5.5	0
11/23/19	Eastern Kentucky	-	DNP	-	-	-



JACOB JENKINS

#84

TE

6-3 • 240 • FR.

HOOVER, ALA.

SPAIN PARK HS

2021: Did not see action in the season opener against UAB...caught his first pass as a Gamecock with a four-yard catch at Florida State...had one catch for six yards in the North Alabama contest.

JENKIN'S CAREER STATS

REC	G	REC	YDS	TD	LG	REC/G	AVG/C	AVG/G
2021	2	2	10	0	6	1.0	5.0	5.0
TOTALS	2	2	10	0	6	1.0	5.0	5.0

JENKIN'S CAREER HIGH GAME STATS

	NO.	OPPONENT	DATE
Receptions	1	2x; last vs. North Alabama	9/18/21
Receiving Yards	6	vs. North Alabama	9/18/21
Receiving TDs	-	-	-
Long Play	6	vs. North Alabama	9/18/21

JENKIN'S 2021 GAME-BY-GAME

DATE	OPPONENT	REC	YDS	LNG	AVG	TD
9/1/21	vs. UAB	-	DNP	-	-	-
9/11/21	at Florida State	1	4	4	4.0	0
9/18/21	North Alabama	1	6	6	6.0	0
9/25/21	UT Martin	-	-	-	-	-
10/2/21	at Kennesaw State	-	-	-	-	-
10/9/21	Stephen F. Austin	-	-	-	-	-
10/23/21	at Sam Houston	-	-	-	-	-
10/30/21	Central Arkansas	-	-	-	-	-
11/6/21	Abilene Christian	-	-	-	-	-
11/13/21	at Lamar	-	-	-	-	-
11/20/21	at Eastern Kentucky	-	-	-	-	-



DAMOND #85
PHILYAW-JOHNSON WR
 6-2 • 170 • R-JR.
 PENSACOLA, FLA.
 WEST FLORIDA TECH/DUKE

2021: Had one catch in the season opener against UAB...hauled in the game-winning 59-yard TD pass as time expired at Florida State...had one catch for eight yards in the North Alabama contest.

PHILYAW-JOHNSON'S CAREER STATS							
REC	G	REC	YDS	TD	LG	REC/G	AVG/G
2021	3	3	68	2	59	1.0	22.7
TOTALS	3	3	68	2	59	1.0	22.7

PHILYAW-JOHNSON'S CAREER HIGH GAME STATS			
NO.	OPPONENT	DATE	
1	3x; last vs. North Alabama	9/18/21	
59	at Florida State	9/11/21	
1	at Florida State	9/11/21	
59	at Florida State	9/11/21	

PHILYAW-JOHNSON'S 2021 GAME-BY-GAME						
DATE	OPPONENT	REC	YDS	LNG	AVG	TD
9/1/21	vs. UAB	1	1	1	1.0	0
9/11/21	at Florida State	1	59	59	59.0	1
9/18/21	North Alabama	1	8	8	8.0	0
9/25/21	UT Martin	-	-	-	-	-
10/2/21	at Kennesaw State	-	-	-	-	-
10/9/21	Stephen F. Austin	-	-	-	-	-
10/23/21	at Sam Houston	-	-	-	-	-
10/30/21	Central Arkansas	-	-	-	-	-
11/6/21	Abilene Christian	-	-	-	-	-
11/13/21	at Lamar	-	-	-	-	-
11/20/21	at Eastern Kentucky	-	-	-	-	-



JACK #87
DAWKINS P
 6-3 • 185 • FR.
 SYLVANIA WATERS, AUSTRALIA
 ST. PATRICK'S COLLEGE/TROY

2021: Punted eight times for 368 yards for an average of 40.89, bolstered by a 61-yard punt in the season opener against UAB...recorded eight punts at Florida State and averaged 42.0 per punt...posted a long of 51 yards and pinned the Seminoles inside the 20 three times...punted twice in the North Alabama contest, including a 43-yard punt.

DAWKINS' CAREER STATS								
SCORING	G	NO	YDS	AVG	LONG	TB	FC	I20
2021	3	16	704	44.0	61	2	0	6
TOTAL	3	16	704	44.0	61	2	0	6

DAWKINS' CAREER HIGH GAME STATS			
NO.	OPPONENT	DATE	
8	2x; last at Florida State	9/11/21	
42.0	at Florida State	9/11/21	
61	vs. UAB	9/1/21	

DAWKINS' 2021 GAME-BY-GAME PUNTING				
DATE	OPPONENT	NO	YDS	I20
9/1/21	vs. UAB	8	368	40.8
9/11/21	at Florida State	8	336	42.0
9/18/21	North Alabama	2	76	38.0
9/25/21	UT Martin	-	-	-
10/2/21	at Kennesaw State	-	-	-
10/9/21	Stephen F. Austin	-	-	-
10/23/21	at Sam Houston	-	-	-
10/30/21	Central Arkansas	-	-	-
11/6/21	Abilene Christian	-	-	-
11/13/21	at Lamar	-	-	-
11/20/21	at Eastern Kentucky	-	-	-



JACKSON #92
LUTTRELL DL
 6-3 • 280 • SO.
 RAINBOW CITY, ALA.
 WESTBROOK CHRISTIAN HS

2021: Turned in one tackle in the season opener against UAB...recorded two stops at Florida State...finished with three tackles, including a sack in the North Alabama contest.

LUTTRELL'S CAREER STATS								
TACKLES	G	UA	A	TOTAL	TFL	YDS	PD	FF
2019	10	9	9	18	6.0	18	0	1
2020-21	9	0	8	7	0.0	0	0	0
2021	3	2	4	6	0.5	3	0	0
TOTAL	22	11	21	31	6.5	21	0	1

LUTTRELL'S CAREER HIGH GAME STATS			
NO.	OPPONENT	DATE	
5	vs. Tennessee State	10/5/19	
2.0	vs. Eastern Washington	9/14/19	
1.0	vs. Eastern Washington	9/14/19	
1	vs. Tennessee State	10/5/19	
-			
-			

LUTTRELL'S 2021 GAME-BY-GAME							
DATE	OPPONENT	UT	AT	TT	TFL-YDS	SCKS-YDS	INT-YDS
9/1/21	vs. UAB	0	1	1	0-0	0-0	0-0
9/11/21	at Florida State	1	1	2	0-0	0-0	0-0
9/18/21	North Alabama	1	2	3	0.5-3	0.5-3	0-0
9/25/21	UT Martin	-	-	-	-	-	-
10/2/21	at Kennesaw State	-	-	-	-	-	-
10/9/21	Stephen F. Austin	-	-	-	-	-	-
10/23/21	at Sam Houston	-	-	-	-	-	-
10/30/21	Central Arkansas	-	-	-	-	-	-
11/6/21	Abilene Christian	-	-	-	-	-	-
11/13/21	at Lamar	-	-	-	-	-	-
11/20/21	at Eastern Kentucky	-	-	-	-	-	-

LUTTRELL'S 2020-21 GAME-BY-GAME							
DATE	OPPONENT	UT	AT	TT	TFL-YDS	SCKS-YDS	INT-YDS
10/3/20	at Florida State	0	1	1	0-0	0-0	0-0
10/10/20	Mercer	-	DNP	-	-	-	-
10/17/20	at North Alabama	0	0	0	0-0	0-0	0-0
10/23/20	at FIU	-	-	-	-	-	-
2/28/21	Tennessee Tech	0	1	1	0-0	0-0	0-0
3/7/21	at Tennessee State	0	0	0	0-0	0-0	0-0
3/14/21	at UT Martin	0	2	2	0-0	0-0	0-0
3/21/21	Southeast Missouri	0	0	0	0-0	0-0	0-0
3/28/21	Austin Peay	0	0	0	0-0	0-0	0-0
4/3/21	at Eastern Illinois	1	0	1	0-0	0-0	0-0
4/11/21	at Murray State	0	1	1	0-0	0-0	0-0
4/24/21	Davidson	0	1	1	0-0	0-0	0-0
5/2/21	Delaware	0	1	1	0-0	0-0	0-0

LUTTRELL'S 2019 GAME-BY-GAME							
DATE	OPPONENT	UT	AT	TT	TFL-YDS	SCKS-YDS	INT-YDS
8/24/19	@SE Louisiana	-	DNP	-	-	-	-
9/7/19	Chattanooga	1	0	1	0-0	0-0	0-0
9/14/19	Eastern Washington	3	0	2	2.0-5	1.0-4	0-0
9/21/19	North Alabama	1	1	2	0-0	0-0	0-0
9/28/19	@Austin Peay	-	DNP	-	-	-	-
10/5/19	Tennessee State	1	3	4	1.0-2	0-0	0-0
10/12/19	@Eastern Illinois	0	1	1	0-0	0-0	0-0
10/19/19	Southeast Missouri	0	0	0	0-0	0-0	0-0
10/26/19	Murray State	1	2	3	1.5-8	0.5-3	0-0
11/2/19	@UT Martin	0	1	1	0.5-1	0-0	0-0
11/9/19	@Tennessee Tech	1	0	1	1.0-2	1.0-2	0-0
11/23/19	Eastern Kentucky	1	1	2	0-0	0-0	0-0

**DACORRION**

#93

WEST**DL****6-3 • 325 • SO.****COLUMBUS, GA.****CARVER HS**

2021: Recorded a stop for a loss in the season opener against UAB...saw action at Florida State...did not see action in the North Alabama contest.

WEST'S CAREER STATS									
TACKLES	G	UA	A	TOTAL	TFL	YDS	PD	FF	FR
2019	11	4	13	17	1.5	2	0	0	0
2020-21	10	10	13	23	2.0	4	0	0	0
2021	2	0	1	1	0.5	1	0	0	0
TOTAL	23	14	27	41	4.0	7	0	0	0

WEST'S CAREER HIGH GAME STATS			
NO.	OPPONENT	DATE	
Tackles	6 vs. Delaware	5/2/21	
Tackles for loss	1.5 vs. Delaware	5/2/21	
Sacks	-	-	
FF	-	-	
FR	-	-	
PB	-	-	
INT	-	-	

WEST'S 2021 GAME-BY-GAME								
DATE	OPPONENT	UT	AT	TT	TFL-YDS	SCKS-YDS	INT-YDS	BRK
9/1/21	vs. UAB	0	1	1	0.5-1	0-0	0-0	0
9/11/21	at Florida State	0	0	0	0-0	0-0	0-0	0
9/18/21	North Alabama	- DNP						
9/25/21	UT Martin	-	-	-	-	-	-	-
10/2/21	at Kennesaw State	-	-	-	-	-	-	-
10/9/21	Stephen F. Austin	-	-	-	-	-	-	-
10/23/21	at Sam Houston	-	-	-	-	-	-	-
10/30/21	Central Arkansas	-	-	-	-	-	-	-
11/6/21	Abilene Christian	-	-	-	-	-	-	-
11/13/21	at Lamar	-	-	-	-	-	-	-
11/20/21	at Eastern Kentucky	-	-	-	-	-	-	-

WEST'S 2020-21 GAME-BY-GAME								
DATE	OPPONENT	UT	AT	TT	TFL-YDS	SCKS-YDS	INT-YDS	BRK
10/3/20	at Florida State	2	1	3	0-0	0-0	0-0	0
10/10/20	Mercer	-	DNP	-				
10/17/20	at North Alabama	-	DNP	-				
10/23/20	at FIU	-	DNP	-				
2/28/21	Tennessee Tech	0	1	1	0-0	0-0	0-0	0
2/21/21	at Tennessee State	0	0	0	0-0	0-0	0-0	0
3/14/21	at UT Martin	0	1	1	0-0	0-0	0-0	0
3/21/21	Southeast Missouri	0	2	2	0-0	0-0	0-0	0
3/28/21	Austin Peay	0	1	1	0-0	0-0	0-0	0
4/3/21	at Eastern Illinois	3	0	3	0-0	0-0	0-0	0
4/11/21	at Murray State	1	0	1	0-0	0-0	0-0	0
4/24/21	Davidson	3	2	5	0.5-0	0-0	0-0	0
5/2/21	Delaware	1	5	6	1.5-4	0-0	0-0	0

WEST'S 2019 GAME-BY-GAME								
DATE	OPPONENT	UT	AT	TT	TFL-YDS	SCKS-YDS	INT-YDS	BRK
8/24/19	@SE Louisiana	- DNP -						
9/7/19	Chattanooga	1	0	1	1.0-1	0-0	0-0	0
9/14/19	Eastern Washington	1	1	2	0-0	0-0	0-0	0
9/21/19	North Alabama	0	2	2	0.5-1	0-0	0-0	0
9/28/19	@Austin Peay	0	1	1	0-0	0-0	0-0	0
10/5/19	Tennessee State	0	1	1	0-0	0-0	0-0	0
10/12/19	@Eastern Illinois	1	1	2	0-0	0-0	0-0	0
10/19/19	Southeast Missouri	0	3	3	0-0	0-0	0-0	0
10/26/19	Murray State	1	1	2	0-0	0-0	0-0	0
11/2/19	@UT Martin	0	0	0	0-0	0-0	0-0	0
11/9/19	@Tennessee Tech	0	2	2	0-0	0-0	0-0	0
11/23/19	Eastern Kentucky	0	1	1	0-0	0-0	0-0	0

**ANTHONY**

#99

NESBY**DL****6-1 • 315 • R-SO.****ATLANTA, GA.****SOUTH ATLANTA HS**

2021: Saw action in the season opener against UAB...made one stop at Florida State...played in the North Alabama.

NESBY'S CAREER STATS									
TACKLES	G	UA	A	TOTAL	TFL	YDS	PD	FF	FR
2018	3	0	1	1	0.0	0	0	0	0
2019	6	0	1	1	0.0	0	0	0	0
2020-21	12	6	14	20	3.0	6	0	0	0
2021	2	1	0	1	0.0	0	0	0	0
TOTAL	21	7	16	23	3.0	6	0	0	0

NESBY'S CAREER HIGH GAME STATS			
NO.	OPPONENT	DATE	
Tackles	4 at North Alabama	10/17/20	
Tackles for loss	1.0 2x; last at Tennessee State	3/7/21	
Sacks	1.0 vs. Tennessee Tech	2/28/21	
FF	-	-	
PB	-	-	
INT	-	-	

NESBY'S 2021 GAME-BY-GAME								
DATE	OPPONENT	UT	AT	TT	TFL-YDS	SCKS-YDS	INT-YDS	BRK
9/1/21	vs. UAB	0	0	0	0-0	0-0	0-0	0
9/11/21	at Florida State	1	0	1	0-0	0-0	0-0	0
9/18/21	North Alabama	0	0	0	0-0	0-0	0-0	0
9/25/21	UT Martin	-	-	-	-	-	-	-
10/2/21	at Kennesaw State	-	-	-	-	-	-	-
10/9/21	Stephen F. Austin	-	-	-	-	-	-	-
10/23/21	at Sam Houston	-	-	-	-	-	-	-
10/30/21	Central Arkansas	-	-	-	-	-	-	-
11/6/21	Abilene Christian	-	-	-	-	-	-	-
11/13/21	at Lamar	-	-	-	-	-	-	-
11/20/21	at Eastern Kentucky	-	-	-	-	-	-	-

NESBY'S 2020-21 GAME-BY-GAME								
DATE	OPPONENT	UT	AT	TT	TFL-YDS	SCKS-YDS	INT-YDS	BRK
10/3/20	at Florida State	0	0	0	0-0	0-0	0-0	0
10/10/20	Mercer	0	0	0	0-0	0-0	0-0	0
10/17/20	at North Alabama	1	3	4	0.5-1	0-0	0-0	0
10/23/20	at FIU	-	-	-	-	-	-	-
2/28/21	Tennessee Tech	2	0	2	1.0-4	1.0-4	0-0	0
3/7/21	at Tennessee State	1	0	1	1.0-1	0-0	0-0	0
3/14/21	at UT Martin	0	2	2	0-0	0-0	0-0	0
3/21/21	Southeast Missouri	-	DNP	-	-	-	-	-
3/28/21	Austin Peay	0	2	2	0-0	0-0	0-0	0
4/3/21	at Eastern Illinois	0	1	1	0-0	0-0	0-0	0
4/11/21	at Murray State	0	0	0	0-0	0-0	0-0	0
4/24/21	Davidson	1	2	3	0-0	0-0	0-0	0
5/2/21	Delaware	0	3	3	0-0	0-0	0-0	0

NESBY'S 2019 GAME-BY-GAME								
DATE	OPPONENT	UT	AT	TT	TFL-YDS	SCKS-YDS	INT-YDS	BRK
8/24/19	@SE Louisiana	0	0	0	0-0	0-0	0-0	0
9/7/19	Chattanooga	0	0	0	0-0	0-0	0-0	0
9/14/19	Eastern Washington	0	0	0	0-0	0-0	0-0	0
9/21/19	North Alabama	0	0	0	0-0	0-0	0-0	0
9/28/19	@Austin Peay	0	1	1	0-0	0-0	0-0	0
10/5/19	Tennessee State	-	DNP	-	-	-	-	-
10/12/19	@Eastern Illinois	0	0	0	0-0	0-0	0-0	0
10/19/19	Southeast Missouri	-	DNP	-	-	-	-	-
10/26/19	Murray State	-	DNP	-	-	-	-	-
11/2/19	@UT Martin	-	DNP	-	-	-	-	-
11/9/19	@Tennessee Tech	-	DNP	-	-	-	-	-
11/23/19	Eastern Kentucky	-	DNP	-	-	-	-	-

NESBY'S 2018 GAME-BY-GAME								
DATE	OPPONENT	UT	AT	TT	TFL-YDS	SCKS-YDS	INT-YDS	BRK
8/25/18	vs. N.C. A&T	- DNP -						
9/8/18	Miss. Valley State	0	1	1	0-0	0-0	0-0	0
9/22/18	Tennessee Tech	- DNP -						
9/29/18	Austin Peay	- DNP -						
10/6/18	at Eastern Kentucky	- DNP -						
10/13/18	Eastern Illinois	- DNP -						
10/20/18	at Southeast Missouri	- DNP -						
10/27/18	at Murray State	- DNP -						
11/3/18	UT Martin	- DNP -						
11/10/18	at Tennessee State	- DNP -						
11/17/18	at Kennesaw State	- DNP -						
11/24/18	East Tennessee St.	- DNP -						
12/1/18	at Maine	- DNP -						

2021 Jacksonville State Football
Jacksonville State Game Results (as of Sep 19, 2021)
All games

Date	Opponent		Score	Overall	Conference	Time	Attend
Sep 01, 2021	UAB	L	0-31	0-1	0-0	03:57	9644
Sep 11, 2021	at Florida St.	W	20-17	1-1	0-0	03:41	60198
Sep 18, 2021	NORTH ALA.	W	27-24	2-1	0-0	03:14	20992

2021 Jacksonville State Football
Jacksonville State Overall Team Statistics (as of Sep 19, 2021)
All games

Team Statistics	JSU	OPP
SCORING	47	72
Points Per Game	15.7	24.0
Points Off Turnovers	14	14
FIRST DOWNS	47	65
Rushing	24	23
Passing	17	33
Penalty	6	9
RUSHING YARDAGE	389	492
Yards gained rushing	431	545
Yards lost rushing	42	53
Rushing Attempts	91	110
Average Per Rush	4.3	4.5
Average Per Game	129.7	164.0
TDs Rushing	2	4
PASSING YARDAGE	426	797
Comp-Att-Int	45-92-1	54-86-2
Average Per Pass	4.6	9.3
Average Per Catch	9.5	14.8
Average Per Game	142.0	265.7
TDs Passing	2	5
TOTAL OFFENSE	815	1289
Total Plays	183	196
Average Per Play	4.5	6.6
Average Per Game	271.7	429.7
KICK RETURNS: #-Yards	8-149	2-17
PUNT RETURNS: #-Yards	0-7	4-83
INT RETURNS: #-Yards	2-50	1-0
KICK RETURN AVERAGE	18.6	8.5
PUNT RETURN AVERAGE	0.0	20.8
INT RETURN AVERAGE	25.0	0.0
FUMBLES-LOST	1-1	4-3
PENALTIES-Yards	30-258	27-256
Average Per Game	86.0	85.3
PUNTS-Yards	19-780	11-508
Average Per Punt	41.1	46.2
Net punt average	34.6	40.1
KICKOFFS-Yards	10-612	15-900
Average Per Kick	61.2	60.0
Net kick average	39.5	41.7
TIME OF POSSESSION/Game	28:57	30:33
3RD-DOWN Conversions	13/39	17/37
3rd-Down Pct	33%	46%
4TH-DOWN Conversions	2/3	0/2
4th-Down Pct	67%	0%
SACKS BY-Yards	4-22	5-23
MISC YARDS	0	0
TOUCHDOWNS SCORED	6	5
FIELD GOALS-ATTEMPTS	2-3	3-4
ON-SIDE KICKS	0-0	0-0
RED-ZONE SCORES	(3-5) 60%	(8-10) 80%
RED-ZONE TOUCHDOWNS	(2-5) 40%	(6-10) 60%
PAT-ATTEMPTS	(5-5) 100%	(9-9) 100%
ATTENDANCE	30636	60198
Games/Avg Per Game	2/15318	1/60198
Neutral Site Games		0/0

Score by Quarters	1st	2nd	3rd	4th	OT	Total
Jacksonville State	3	17	7	20	0	47
Opponents	3	31	24	14	0	72

2021 Jacksonville State Football
Jacksonville State Overall Individual Statistics (as of Sep 19, 2021)
All games

Rushing	g	att	gain	loss	net	avg	td	lg	avg/g
Josh Samuel	3	32	153	0	153	4.8	1	25	51.0
Zerrick Cooper	2	23	84	23	61	2.7	0	11	30.5
Pat Jackson	2	12	65	4	61	5.1	0	11	30.5
Ron Wiggins	3	11	65	6	59	5.4	0	38	19.7
Matthew Caldwell	1	5	27	0	27	5.4	1	9	27.0
Matt LaRoche	2	2	25	2	23	11.5	0	25	11.5
Michael Pettway	3	3	12	0	12	4.0	0	7	4.0
D Philyaw-Johnson	3	1	0	3	-3	-3.0	0	0	-1.0
TEAM	3	2	0	4	-4	-2.0	0	0	-1.3
Total	3	91	431	42	389	4.3	2	38	129.7
Opponents	3	110	545	53	492	4.5	4	27	164.0

Passing	g	effic	comp	att	in	pct	yds	td	lg	avg/g
Zerrick Cooper	2	94.73	35	73	0	47.9	328	2	59	164.0
Matthew Caldwell	1	85.43	10	19	1	52.6	98	0	30	98.0
Total	3	92.81	45	92	1	48.9	426	2	59	142.0
Opponents	3	155.17	54	86	2	62.8	797	5	49	265.7

Receiving	g	no.	yds	avg	td	lg	avg/g
Michael Pettway	3	11	105	9.5	0	30	35.0
PJ Wells	3	7	114	16.3	0	27	38.0
Ahmad Edwards	3	4	45	11.2	1	23	15.0
Pat Jackson	2	4	3	0.8	0	4	1.5
D Philyaw-Johnson	3	3	68	22.7	1	59	22.7
Josh Samuel	3	3	23	7.7	0	15	7.7
Isaiah Montgomery	3	3	19	6.3	0	12	6.3
Leeshoen Jarrett	2	3	6	2.0	0	5	3.0
Jacob Jenkins	2	2	10	5.0	0	6	5.0
Ron Wiggins	3	2	9	4.5	0	5	3.0
Quan Charleston	3	1	12	12.0	0	12	4.0
Jayson Jones	3	1	7	7.0	0	7	2.3
Sean Brown	2	1	5	5.0	0	5	2.5
Total	3	45	426	9.5	2	59	142.0
Opponents	3	54	797	14.8	5	49	265.7

Punt Returns	no.	yds	avg	td	lg
Quan Charleston	0	7	0.0	0	7
Total	0	7	0.0	0	7
Opponents	4	83	20.8	0	31

Interceptions	no.	yds	avg	td	lg
Jaylen Swain	1	39	39.0	1	39
Jamari Jemison	1	11	11.0	0	11
Total	2	50	25.0	1	39
Opponents	1	0	0.0	0	0

Kick Returns	no.	yds	avg	td	lg
Yul Gowdy	4	88	22.0	0	25
D Philyaw-Johnson	2	29	14.5	0	15
Michael Pettway	2	32	16.0	0	23
Total	8	149	18.6	0	25
Opponents	2	17	8.5	0	17

Fumble Returns	no.	yds	avg	td	lg
Malik Feaster	1	100	100.	1	100
Total	1	100	100.	1	100
Opponents	1	27	27.0	0	27

2021 Jacksonville State Football
Jacksonville State Overall Individual Statistics (as of Sep 19, 2021)
All games

Scoring	td	fg	PAT				dx	saf	pts
			kick	rush	rcv	pass			
Alen Karajic	-	2-3	5-5	-	-	-	-	-	11
Jaylen Swain	1	-	-	-	-	-	-	-	6
Ahmad Edwards	1	-	-	-	-	-	-	-	6
Malik Feaster	1	-	-	-	-	-	-	-	6
D Philyaw-Johnson	1	-	-	-	-	-	-	-	6
Josh Samuel	1	-	-	-	-	-	-	-	6
Matthew Caldwell	1	-	-	-	-	-	-	-	6
Total	6	2-3	5-5	-	-	-	-	-	47
Opponents	5	2-4	9-9	-	-	-	-	-	72

Total Offense	g	plays	rush	pass	total	avg/g
Zerrick Cooper	2	96	61	328	389	194.5
Josh Samuel	3	32	153	0	153	51.0
Matthew Caldwell	1	24	27	98	125	125.0
Pat Jackson	2	12	61	0	61	30.5
Ron Wiggins	3	11	59	0	59	19.7
Matt LaRoche	2	2	23	0	23	11.5
Michael Pettway	3	3	12	0	12	4.0
D Philyaw-Johnson	3	1	-3	0	-3	-1.0
TEAM	3	2	-4	0	-4	-1.3
Total	3	183	389	426	815	271.7
Opponents	3	196	492	797	1289	429.7

Field Goals	fg	pct.	01-19	20-29	30-39	40-49	50-99	lg	blk
Alen Karajic	2-3	66.7	0-0	0-0	1-2	1-1	0-0	46	0

FG Sequence	Jacksonville State	Opponents
UAB	-	-
Florida St.	-	(53)
North Ala.	(46),(39),31	(36)

Numbers in (parentheses) indicate field goal was made.

Punting	no.	yds	avg	lg	tb	fc	i20	50+	blk
Jack Dawson	18	780	43.3	61	2	3	6	3	0
TEAM	1	0	0.0	0	0	0	0	0	0
Total	19	780	41.1	61	2	3	6	3	0
Opponents	11	508	46.2	65	3	6	3	4	0

Kickoffs	no.	yds	avg	tb	ob	retn	net yd	ln
Alen Karajic	8	517	64.6	7	0			
Brenton King	2	95	47.5	1	0			
Total	10	612	61.2	8	0	8.5	39.5	25
Opponents	15	900	60.0	5	0	18.6	41.7	23

2021 Jacksonville State Football
 Jacksonville State Overall Individual Statistics (as of Sep 19, 2021)
 All games

All Purpose	g	rush	rcv	pr	kr	ir	total	avg/g
Josh Samuel	3	153	23	0	0	0	176	58.7
Michael Pettw	3	12	105	0	32	0	149	49.7
PJ Wells	3	0	114	0	0	0	114	38.0
D Philyaw-Jo	3	-3	68	0	29	0	94	31.3
Yul Gowdy	3	0	0	0	88	0	88	29.3
Ron Wiggins	3	59	9	0	0	0	68	22.7
Pat Jackson	2	61	3	0	0	0	64	32.0
Zerrick Coop	2	61	0	0	0	0	61	30.5
Ahmad Edwa	3	0	45	0	0	0	45	15.0
Jaylen Swain	2	0	0	0	0	39	39	19.5
Matthew Cald	1	27	0	0	0	0	27	27.0
Matt LaRoch	2	23	0	0	0	0	23	11.5
Isaiah Montg	3	0	19	0	0	0	19	6.3
Quan Charles	3	0	12	7	0	0	19	6.3
Jamari Jemis	3	0	0	0	0	11	11	3.7
Jacob Jenkin	2	0	10	0	0	0	10	5.0
Jayson Jones	3	0	7	0	0	0	7	2.3
Leeshoen Jar	2	0	6	0	0	0	6	3.0
Sean Brown	2	0	5	0	0	0	5	2.5
TEAM	3	-4	0	0	0	0	-4	-1.3
Total	3	389	426	7	149	50	1021	340.3
Opponents	3	492	797	83	17	0	1389	463.0

2021 Jacksonville State Football
Jacksonville State Overall Defensive Statistics (as of Sep 19, 2021)
All games

#	Defensive Leaders	gp	Tackles				Sacks no-yds	Pass defense			Fumbles		blkd	
			ua	a	tot	tfl/yds		int-yds	brup	qbh	rcv-yds	ff	kick	saf
2D	DJ Coleman	3	6	14	20	2.5-16	1.5-11
3D	Marshall Clark	3	8	12	20	0.5-1	2	.	.
28	Stevonte Tullis	3	8	9	17	1.0-7	.	.	1
8D	Markail Benton	3	9	8	17	0.5-4	0.5-4
1D	Nicario Harper	2	7	9	16	0.5-1	.	.	1
23	Kolbi Fuqua	3	8	6	14
6D	George Steele	3	6	5	11	.	.	.	1	.	.	1	.	.
12	Umstead Sanders	3	4	6	10	2.5-8	.	.	.	2
18	Malik Feaster	3	7	2	9	.	.	.	1	.	1-100	.	.	.
4D	Lemuel Gordon	3	1	7	8
5D	Yessman Green	3	5	2	7
7D	Yul Gowdy	3	5	2	7	.	.	.	1
31	Hudson Petty	3	4	2	6
1	Deco Wilson	3	5	1	6	.	.	.	2	1
92	Jackson Luttrell	3	2	4	6	0.5-3	0.5-3
30	Jaylen Swain	2	1	4	5	.	.	1-39	.	1
0	Jamari Jemison	3	2	3	5	.	.	1-11	1
14	Jeremiah Harris	1	.	4	4
22	Taji Stewart	2	2	2	4
9D	Chris Hardie	3	.	3	3	0.5-4	0.5-4
35	Ricky Samuel	2	.	2	2
16	Laletia Hale	3	1	1	2	0.5-2
93	Dacorrion West	2	.	1	1
99	Anthony Nesby	2	1	.	1
87	Jack Dawson	3	.	1	1
55	Nahum Horton	3	1	.	1
50	Javarius Hoskins	3	.	1	1
60	Zerrick Cooper	2	1	.	1
85	D Philyaw-Johnson	3	1	.	1
21	Demarco Price	3	1	.	1
TM	TEAM	3	1	.	1
53	Jacob Anderson	1	1
Total		3	97	111	208	9-50	4-22	2-50	8	5	1-100	3	.	.
Opponents		3	96	72	168	11-43	5-23	1-0	19	12	1-27	1	.	.

2021 Jacksonville State Football
Jacksonville State Team Game-by-Game (as of Sep 19, 2021)
All games

TEAM STATISTICS

		Rushing				Receiving				Passing				Kick Returns				Punt Returns				tot		
Date	Opponent	no.	yds	td	lg	no.	yds	td	lg	cmp	att	int	yds	td	lg	no.	yds	td	lg	no.	yds	td	lg	off
Sep 01	UAB	15	70	0	11	18	86	0	24	18	35	0	86	0	24	2	46	0	23	0	7	0	7	156
Sep 11	at Florida St.	39	108	1	14	17	242	2	59	17	38	0	242	2	59	1	25	0	25	0	0	0	0	350
Sep 18	NORTH ALA.	37	211	1	38	10	98	0	30	10	19	1	98	0	30	5	78	0	20	0	0	0	0	309
		91	389	2	38	45	426	2	59	45	92	1	426	2	59	8	149	0	25	0	7	0	7	815
Opponents		110	492	4	27	54	797	5	49	54	86	2	797	5	49	2	17	0	17	4	83	0	31	1289

Games: 3 • Avg/rush: 4.3 • Avg/catch: 9.5 • Pass effic: 92.81 • KR avg: 18.6 • PR avg: 0.0 • All purpose avg/game: 340.3 • Total offense avg/game: 340.3

		Tackles				Sacks	Fumble		Pass Defense			blkd	PAT Attempts			off		
Date	Opponent	ua	a	total	tfl-yds	no-yds	ff	fr-yds	int-yds	qbh	brup	kick	kick	rush	rcv	saf	t/o	pts
Sep 0	UAB	22	58	80	0.0-13	1.0-0	2	0-0	0-0	0	2	0	0-0	0	0	0	0	0
Sep 1	at Florida St.	36	37	73	5.0-10	0.0-0	0	0-0	1-11	1	3	0	2-2	0	0	0	0	20
Sep 1	NORTH ALA.	39	16	55	4.0-27	3.0-22	1	1-100	1-39	4	3	0	3-3	0	0	0	14	27
		97	111	208	9.0-50	3.0-22	3	1-100	2-50	5	8	0	5-5	0	0	0	14	47
Opponents		96	72	168	11.0-43	5.0-23	1	1-27	1-0	12	19	0	9-9	0	0	0	14	45

		Punting									Field Goals			Kickoffs				
Date	Opponent	no.	yds	avg	long	blkd	tb	fc	50+	i20	md-att	long	blkd	no.	yds	avg	tb	ob
Sep 0	UAB	9	368	40.9	61	0	2	0	2	3	0-0	0	0	1	65	65.0	1	0
Sep 1	at Florida St.	8	336	42.0	51	0	0	2	1	3	0-0	0	0	3	192	64.0	2	0
Sep 1	NORTH ALA.	2	76	38.0	43	0	0	1	0	0	2-3	46	0	6	355	59.2	5	0
		19	780	41.1	61	0	2	3	3	6	2-3	46	0	10	612	61.2	8	0
Opponents		11	508	46.2	65	0	3	6	4	3	3-4	53	0	15	900	60.0	5	0

2021 Jacksonville State Football
Jacksonville State Opponent Game-by-Game (as of Sep 19, 2021)
All games

OPPONENT STATISTICS

		Rushing				Receiving				Passing				Kick Returns				Punt Returns				tot		
Date	Opponent	no.	yds	td	lg	no.	yds	td	lg	cmp	att	int	yds	td	lg	no.	yds	td	lg	no.	yds	td	lg	off
Sep 01	UAB	37	147	1	14	19	370	3	46	19-23-0	370	3	46	0	0	0	0	0	0	0	49	0	28	517
Sep 11	at Florida St.	37	201	1	27	18	133	1	17	18-34-1	133	1	17	1	17	0	17	3	33	0	31		334	
Sep 18	NORTH ALA.	36	144	2	20	17	294	1	49	17-29-1	294	1	49	1	0	0	0	1	1	0	1		438	
		110	492	4	27	54	797	5	49	54-86-2	797	5	49	2	17	0	17	4	83	0	31		1289	
Jacksonville State		91	389	2	38	45	426	2	59	45-92-1	426	2	59	8	149	0	25	0	7	0	7		815	

Games: 3 • Avg/rush: 4.5 • Avg/catch: 14.8 • Pass effic: 155.17 • KR avg: 8.5 • PR avg: 20.8 • All purpose avg/game: 463.0 • Total offense a

		Tackles				Sacks	Fumble		Pass Defense			blkd	PAT Attempts			off		
Date	Opponent	ua	a	total	tfl-yds	no-yds	ff	fr-yds	int-yds	qbh	brup	kick	kick	rush	rcv	saf	t/o	pts
Sep 0	UAB	19	28	47	0.0-5	0.0-0	0	0-0	0-0	5	9	0	4-4	0	0	0	0	4
Sep 1	at Florida St.	29	44	73	8.0-27	5.0-23	1	1-27	0-0	5	9	0	2-2	0	0	0	7	17
Sep 1	NORTH ALA.	48	0	48	3.0-11	0.0-0	0	0-0	1-0	2	1	0	3-3	0	0	0	7	24
		96	72	168	11.0-43	5.0-23	1	1-27	1-0	12	19	0	9-9	0	0	0	14	45
Jacksonville State		97	111	208	9.0-50	3.0-22	3	1-100	2-50	5	8	0	5-5	0	0	0	14	47

		Punting									Field Goals			Kickoffs					
Date	Opponent	no.	yds	avg	long	blkd	tb	fc	50+	i20	md-att	long	blkd	no.	yds	avg	tb	ob	
Sep 0	UAB	3	151	50.3	52	0	2	0	2	0	1-2	0	0	6	374	62.3	4	0	
Sep 1	at Florida St.	6	271	45.2	65	0	0	5	1	2	1-1	53	0	4	210	52.5	1	0	
Sep 1	NORTH ALA.	2	86	43.0	51	0	1	1	1	1	1-1	36	0	5	316	63.2	0	0	
		11	508	46.2	65	0	3	6	4	3	3-4	53	0	15	900	60.0	5	0	
Jacksonville State		19	780	41.1	61	0	2	3	3	6	2-3	46	0	10	612	61.2	8	0	

2021 Jacksonville State Football
Jacksonville State Game Superlatives (as of Sep 19, 2021)
All games

INDIVIDUAL GAME HIGHS

Rushes	20	Josh Samuel vs North Ala. (Sep 18, 2021)
Yards Rushing	107	Josh Samuel vs North Ala. (Sep 18, 2021)
TD Rushes	1	Josh Samuel at Florida St. (Sep 11, 2021)
	1	Matthew Caldwell vs North Ala. (Sep 18, 2021)
Long Rush	38	Ron Wiggins vs North Ala. (Sep 18, 2021)
Pass attempts	38	Zerrick Cooper at Florida St. (Sep 11, 2021)
Pass completions	18	Zerrick Cooper vs UAB (Sep 01, 2021)
Yards Passing	242	Zerrick Cooper at Florida St. (Sep 11, 2021)
TD Passes	2	Zerrick Cooper at Florida St. (Sep 11, 2021)
Long Pass	59	Zerrick Cooper at Florida St. (Sep 11, 2021)
Receptions	7	Michael Pettway vs North Ala. (Sep 18, 2021)
Yards Receiving	74	PJ Wells at Florida St. (Sep 11, 2021)
TD Receptions	1	D Philyaw-Johnson at Florida St. (Sep 11, 2021)
	1	Ahmad Edwards at Florida St. (Sep 11, 2021)
Long Reception	59	D Philyaw-Johnson at Florida St. (Sep 11, 2021)
Field Goals	2	Alen Karajic vs North Ala. (Sep 18, 2021)
Long Field Goal	46	Alen Karajic vs North Ala. (Sep 18, 2021)
Punts	8	Jack Dawson vs UAB (Sep 01, 2021)
	8	Jack Dawson at Florida St. (Sep 11, 2021)
Punting Avg	46.0	Jack Dawson vs UAB (Sep 01, 2021)
Long Punt	61	Jack Dawson vs UAB (Sep 01, 2021)
Punts inside 20	3	Jack Dawson vs UAB (Sep 01, 2021)
	3	Jack Dawson at Florida St. (Sep 11, 2021)
Long Punt Return	7	Quan Charleston vs UAB (Sep 01, 2021)
Long Kickoff Return	25	Yul Gowdy at Florida St. (Sep 11, 2021)
Tackles	11	Nicario Harper vs UAB (Sep 01, 2021)
	11	Marshall Clark vs UAB (Sep 01, 2021)
Sacks	1.5	DJ Coleman vs North Ala. (Sep 18, 2021)
Tackles For Loss	1.5	Umstead Sanders at Florida St. (Sep 11, 2021)
	1.5	DJ Coleman vs North Ala. (Sep 18, 2021)
Interceptions	1	Jamari Jemison at Florida St. (Sep 11, 2021)
	1	Jaylen Swain vs North Ala. (Sep 18, 2021)

2021 Jacksonville State Football
Jacksonville State Game Superlatives (as of Sep 19, 2021)
All games

TEAM GAME HIGHS

Rushes	39	at Florida St. (Sep 11, 2021)
Yards Rushing	211	vs North Ala. (Sep 18, 2021)
Yards Per Rush	5.7	vs North Ala. (Sep 18, 2021)
TD Rushes	1	at Florida St. (Sep 11, 2021)
	1	vs North Ala. (Sep 18, 2021)
Pass attempts	38	at Florida St. (Sep 11, 2021)
Pass completions	18	vs UAB (Sep 01, 2021)
Yards Passing	242	at Florida St. (Sep 11, 2021)
Yards Per Pass	6.4	at Florida St. (Sep 11, 2021)
TD Passes	2	at Florida St. (Sep 11, 2021)
Total Plays	77	at Florida St. (Sep 11, 2021)
Total Offense	350	at Florida St. (Sep 11, 2021)
Yards Per Play	5.5	vs North Ala. (Sep 18, 2021)
Points	27	vs North Ala. (Sep 18, 2021)
Sacks By	3	vs North Ala. (Sep 18, 2021)
First Downs	21	at Florida St. (Sep 11, 2021)
Penalties	13	at Florida St. (Sep 11, 2021)
Penalty Yards	111	at Florida St. (Sep 11, 2021)
Turnovers	1	at Florida St. (Sep 11, 2021)
	1	vs North Ala. (Sep 18, 2021)
Interceptions By	1	at Florida St. (Sep 11, 2021)
	1	vs North Ala. (Sep 18, 2021)
Punts	9	vs UAB (Sep 01, 2021)
Punting Avg	42.0	at Florida St. (Sep 11, 2021)
Long Punt	61	vs UAB (Sep 01, 2021)
Punts inside 20	3	vs UAB (Sep 01, 2021)
	3	at Florida St. (Sep 11, 2021)
Long Punt Return	7	vs UAB (Sep 01, 2021)

2021 Jacksonville State Football
Jacksonville State Game Superlatives (as of Sep 19, 2021)
All games

OPPONENT INDIVIDUAL GAME HIGHS

Rushes	15	Corbin,Jashaun, at Florida St. (Sep 11, 2021)
Yards Rushing	109	Corbin,Jashaun, at Florida St. (Sep 11, 2021)
TD Rushes	1	Brown Jr., Jerm, vs UAB (Sep 01, 2021)
	1	Corbin,Jashaun, at Florida St. (Sep 11, 2021)
	1	Driggers,Parker, vs North Ala. (Sep 18, 2021)
	1	Pope,Brady, vs North Ala. (Sep 18, 2021)
Long Rush	27	Corbin,Jashaun, at Florida St. (Sep 11, 2021)
Pass attempts	31	Milton,McKenzie, at Florida St. (Sep 11, 2021)
Pass completions	18	Milton,McKenzie, at Florida St. (Sep 11, 2021)
Yards Passing	319	Johnston III,, vs UAB (Sep 01, 2021)
TD Passes	2	Johnston III,, vs UAB (Sep 01, 2021)
Long Pass	49	Dever,Blake, vs North Ala. (Sep 18, 2021)
Receptions	5	Shropshire, Tr, vs UAB (Sep 01, 2021)
	5	Hall,Cortez, vs North Ala. (Sep 18, 2021)
	5	Swan,Corson, vs North Ala. (Sep 18, 2021)
Yards Receiving	127	Shropshire, Tr, vs UAB (Sep 01, 2021)
TD Receptions	1	Johnson-Sanders, vs UAB (Sep 01, 2021)
	1	Shropshire, Tr, vs UAB (Sep 01, 2021)
	1	Prince, Gerrit, vs UAB (Sep 01, 2021)
	1	Rector,Wyatt, at Florida St. (Sep 11, 2021)
	1	Hall,Cortez, vs North Ala. (Sep 18, 2021)
Long Reception	49	Swan,Corson, vs North Ala. (Sep 18, 2021)
Field Goals	1	Quinn, Matt, vs UAB (Sep 01, 2021)
	1	Fitzgerald,Ryan, at Florida St. (Sep 11, 2021)
	1	Easterling,Gray, vs North Ala. (Sep 18, 2021)
Long Field Goal	53	Fitzgerald,Ryan, at Florida St. (Sep 11, 2021)
Punts	6	Mastromanno,Ale, at Florida St. (Sep 11, 2021)
Punting Avg	50.3	Greenwell, Kyl, vs UAB (Sep 01, 2021)
Long Punt	65	Mastromanno,Ale, at Florida St. (Sep 11, 2021)
Punts inside 20	2	Mastromanno,Ale, at Florida St. (Sep 11, 2021)
Long Punt Return	31	Helton,Keyshawn, at Florida St. (Sep 11, 2021)
Long Kickoff Return	17	Jay,Travis, at Florida St. (Sep 11, 2021)
Tackles	11	Johnson,Jermain, at Florida St. (Sep 11, 2021)
Sacks	2.5	Johnson,Jermain, at Florida St. (Sep 11, 2021)
Tackles For Loss	3.5	Johnson,Jermain, at Florida St. (Sep 11, 2021)
Interceptions	1	Smith,K.J., vs North Ala. (Sep 18, 2021)

2021 Jacksonville State Football
Jacksonville State Game Superlatives (as of Sep 19, 2021)
All games

OPPONENT TEAM GAME HIGHS

Rushes	37	vs UAB (Sep 01, 2021)
	37	at Florida St. (Sep 11, 2021)
Yards Rushing	201	at Florida St. (Sep 11, 2021)
Yards Per Rush	5.4	at Florida St. (Sep 11, 2021)
TD Rushes	2	vs North Ala. (Sep 18, 2021)
Pass attempts	34	at Florida St. (Sep 11, 2021)
Pass completions	19	vs UAB (Sep 01, 2021)
Yards Passing	370	vs UAB (Sep 01, 2021)
Yards Per Pass	16.1	vs UAB (Sep 01, 2021)
TD Passes	3	vs UAB (Sep 01, 2021)
Total Plays	71	at Florida St. (Sep 11, 2021)
Total Offense	517	vs UAB (Sep 01, 2021)
Yards Per Play	8.6	vs UAB (Sep 01, 2021)
Points	31	vs UAB (Sep 01, 2021)
Sacks By	5	at Florida St. (Sep 11, 2021)
First Downs	24	vs North Ala. (Sep 18, 2021)
Penalties	11	at Florida St. (Sep 11, 2021)
Penalty Yards	114	at Florida St. (Sep 11, 2021)
Turnovers	2	vs UAB (Sep 01, 2021)
	2	vs North Ala. (Sep 18, 2021)
Interceptions By	1	vs North Ala. (Sep 18, 2021)
Punts	6	at Florida St. (Sep 11, 2021)
Punting Avg	50.3	vs UAB (Sep 01, 2021)
Long Punt	65	at Florida St. (Sep 11, 2021)
Punts inside 20	2	at Florida St. (Sep 11, 2021)
Long Punt Return	31	at Florida St. (Sep 11, 2021)

CAREER

Scoring	td	fg	PAT				dxp	saf	pts	td	fg	PAT				dxp	saf	pts
			kick	rush	rcv	pass						kick	rush	rcv	pass			
Alen Karajic	-	2-3	5-5	-	-	-	-	-	11	-	16-22	50-52	-	-	-	-	-	98
D Philyaw-Johnson	1	-	-	-	-	-	-	-	6	1	-	-	-	-	-	-	-	6
Ahmad Edwards	1	-	-	-	-	-	-	-	6	5	-	-	-	-	-	-	-	30
Malik Feaster	1	-	-	-	-	-	-	-	6	1	-	-	-	-	-	-	-	6
Josh Samuel	1	-	-	-	-	-	-	-	6	10	-	-	-	-	-	-	-	60
Jaylen Swain	1	-	-	-	-	-	-	-	6	1	-	-	-	-	-	-	-	6
Matthew Caldwell	1	-	-	-	-	-	-	-	6	1	-	-	-	-	-	-	-	6
Total	6	2-3	5-5	-	-	-	-	-	47									
Opponents	5	2-4	9-9	-	-	-	-	-	72									

2021 Jacksonville State Football
Jacksonville State Individual Season/Career Statistics (as of Sep 19, 2021)
All games

SEASON						CAREER					
Punt Returns	no.	yds	avg	td	lg	no.	yds	avg	td	lg	
Quan Charleston	0	7	0.0	0	7	7	19	2.7	0	10	
Total	0	7	0.0	0	7						
Opponents	4	83	20.8	0	31						

Kick Returns	no.	yds	avg	td	lg	no.	yds	avg	td	lg	
Yul Gowdy	4	88	22.0	0	25	38	734	19.3	0	54	
Michael Pettway	2	32	16.0	0	23	10	233	23.3	0	36	
D Philyaw-Johnson	2	29	14.5	0	15	2	29	14.5	0	15	
Total	8	149	18.6	0	25						
Opponents	2	17	8.5	0	17						

Interceptions	no.	yds	avg	td	lg	no.	yds	avg	td	lg	
Jaylen Swain	1	39	39.0	1	39	1	39	39.0	1	39	
Jamari Jemison	1	11	11.0	0	11	1	11	11.0	0	11	
Total	2	50	25.0	1	39						
Opponents	1	0	0.0	0	0						

Fumble Returns	no.	yds	avg	td	lg	no.	yds	avg	td	lg	
Malik Feaster	1	100	100.	1	100	1	100	100.0	1	100	
Total	1	100	100.	1	100						
Opponents	1	27	27.0	0	27						

All Purpose	g	rush	rcv	pr	kr	ir	total	avg/g	g	rush	rcv	pr	kr	ir	total	avg/g
Josh Samuel	3	153	23	0	0	0	176	58.7	16	926	220	0	0	0	1146	71.6
Michael Pettw	3	12	105	0	32	0	149	49.7	12	67	344	0	233	0	644	53.7
PJ Wells	3	0	114	0	0	0	114	38.0	5	-1	114	0	0	0	113	22.6
D Philyaw-Joh	3	-3	68	0	29	0	94	31.3	3	-3	68	0	29	0	94	31.3
Yul Gowdy	3	0	0	0	88	0	88	29.3	34	0	0	0	734	15	749	22.0
Ron Wiggins	3	59	9	0	0	0	68	22.7	3	59	9	0	0	0	68	22.7
Pat Jackson	2	61	3	0	0	0	64	32.0	14	430	105	0	0	0	535	38.2
Zerrick Coope	2	61	0	0	0	0	61	30.5	31	830	0	0	0	0	830	26.8
Ahmad Edwar	3	0	45	0	0	0	45	15.0	27	0	377	0	0	0	377	14.0
Jaylen Swain	2	0	0	0	0	39	39	19.5	15	0	0	0	0	39	39	2.6
Matthew Cald	1	27	0	0	0	0	27	27.0	1	27	0	0	0	0	27	27.0
Matt LaRoche	2	23	0	0	0	0	23	11.5	2	23	0	0	0	0	23	11.5
Isaiah Montgo	3	0	19	0	0	0	19	6.3	8	0	67	0	0	0	67	8.4
Quan Charles	3	0	12	7	0	0	19	6.3	24	0	194	19	0	0	213	8.9
Jamari Jemis	3	0	0	0	0	11	11	3.7	7	0	0	0	62	11	73	10.4
Jacob Jenkins	2	0	10	0	0	0	10	5.0	11	0	43	0	0	0	43	3.9
Jayson Jones	3	0	7	0	0	0	7	2.3	12	0	70	8	0	0	78	6.5
Leeshoen Jar	2	0	6	0	0	0	6	3.0	2	0	6	0	0	0	6	3.0
Sean Brown	2	0	5	0	0	0	5	2.5	2	0	5	0	0	0	5	2.5
TEAM	3	-4	0	0	0	0	-4	-1.3								
Total	3	389	426	7	149	50	1021	340.3								
Opponents	3	492	797	83	17	0	1389	463.0								

Field Goals	att	good	long	blkd	att	good	long	blkd
Alen Karajic	3	2	46	0	22	16	46	2
Total	3	2	46	0				
Opponents	4	3	53	0				

Punting	no.	yds	avg	lg	blk	no.	yds	avg	lg	blk
Jack Dawson	18	780	43.3	61	0	57	2412	42.3	61	0
TEAM	1	0	0.0	0	0					
Total	19	780	41.1	61	0					
Opponents	11	508	46.2	65	0					

2021 Jacksonville State Football

Jacksonville State Individual Season/Career Statistics (as of Sep 19, 2021)

All games

SEASON						CAREER					
Kickoffs	no.	yds	avg	tb	ob	no.	yds	avg	tb	ob	
Alen Karajic	8	517	64.6	7	0	66	3708	56.2	25	1	
Brenton King	2	95	47.5	1	0	2	95	47.5	1	0	
Total	10	612	61.2	8	0						
Opponents	15	900	60.0	5	0						

#	Defensive Leaders	gp	ua	a total	tfl	sack	int	pb	fr	ff	blk	gp	ua	a total	tfl	sack	int	pb	fr	ff	blk
3D	Marshall Clark	3	8	12	2	0.5	2	31	47	85	132	13.0	1.5	1	2	1	2
2D	DJ Coleman	3	6	14	2	2.5	1.	39	64	81	145	27.5	16.5	.	5	1	2
28	Stevonte Tullis	3	8	9	1	1.0	.	.	1	.	.	38	31	48	79	5.0	1.0	.	5	2	1
8D	Markail Benton	3	9	8	1	0.5	0.	16	37	49	86	3.0	2.5	1	1	1	1
1D	Nicario Harper	2	7	9	1	0.5	.	.	1	.	.	15	53	55	108	3.0	.	3	4	1	.
23	Kolbi Fuqua	3	8	6	1	0.0	10	18	28	46	0.5	.	1	2	1	2
6D	George Steele	3	6	5	1	0.0	.	.	1	.	1	30	47	18	65	4.0	.	.	3	1	3
12	Umstead Sanders	3	4	6	1	2.5	3	4	6	10	2.5
18	Malik Feaster	3	7	2	9	0.0	.	.	1	1	.	33	61	24	85	4.0	.	1	1	2	.
4D	Lemuel Gordon	3	1	7	8	0.0	17	9	21	30	3.0	1.5
5D	Yessman Green	3	5	2	7	0.0	6	9	2	11	1.0
7D	Yul Gowdy	3	5	2	7	0.0	.	.	1	.	.	34	87	30	117	5.0	.	2	1	.	.
92	Jackson Luttrell	3	2	4	6	0.5	0.	25	12	21	33	6.5	3.0	.	.	.	1
1	Deco Wilson	3	5	1	6	0.0	.	.	2	.	.	11	9	2	11	0.0	.	.	3	.	.
31	Hudson Petty	3	4	2	6	0.0	17	8	8	16	0.0	.	.	.	1	.
30	Jaylen Swain	2	1	4	5	0.0	.	1	.	.	.	15	29	24	53	11.5	3.0	1	2	.	2
0	Jamari Jemison	3	2	3	5	0.0	.	1	1	.	.	7	5	3	8	0.0	.	1	2	.	.
14	Jeremiah Harris	1	.	4	4	0.0	34	83	46	129	4.0	.	2	3	.	1
22	Taji Stewart	2	2	2	4	0.0	2	2	2	4	0.0
9D	Chris Hardie	3	.	3	3	0.5	0.	16	17	22	39	11.5	7.5
35	Ricky Samuel	2	.	2	2	0.0	9	1	4	5	0.0
16	Laletia Hale	3	1	1	2	0.5	18	9	8	17	0.5
99	Anthony Nesby	2	1	.	1	0.0	23	7	15	22	2.5	1.0
93	Dacorrion West	2	.	1	1	0.0	23	14	27	41	3.5
55	Nahum Horton	3	1	.	1	0.0	19	4	2	6	0.0	.	.	2	.	.
50	Javarius Hoskins	3	.	1	1	0.0	11	1	5	6	0.5
6O	Zerrick Cooper	2	1	.	1	0.0	31	3	.	3	0.0
21	Demarco Price	3	1	.	1	0.0	9	1	2	3	0.0
85	D Philyaw-Johnson	3	1	.	1	0.0	3	1	.	1	0.0
	TMTEAM	3	1	.	1	0.0										
87	Jack Dawson	3	.	1	1	0.0	12	1	1	2	0.0
53	Jacob Anderson	1	.	.	.	0.0	1	.	.	.	0.0
	Total	3	97	11	20	9	4	2	8	1	3
	Opponents	3	96	72	16	11	5	1	1	1	1