

JSU

2020 FOOTBALL

#10 Jacksonville State (5-1, 2-0 Ohio Valley Conference) at UT Martin (1-1, 1-1 Ohio Valley Conference)

Game 7 • March 14, 2021 • 1 p.m. CT • ESPN+
Hardy M. Graham Stadium (7,500) • Martin, Tenn.



QUICK HITS

- The Gamecocks and Skyhawks will meet on the gridiron for the 42nd time this week and the 22nd time in Martin. JSU is 33-8 all-time against UTM and is 16-5 on the road in the series.
- JSU had won six in a row and nine of the last 10 in the series with UT Martin before the Skyhawks' 22-17 win in 2019. The Gamecocks have won the three of the last four meetings in Martin.
- Jacksonville State is one of 17 FCS programs that opted to play nonconference games in the fall and has a full schedule of 11 games between four fall games and seven spring games. That is the second-most among all FCS programs behind The Citadel's 12 (four in the fall and eight in the spring).
- Jacksonville State is coming off a convincing 38-16 win over Tennessee State last week in Nashville. JSU quarterback Zion Webb was named the OVC Offensive Player of the Week after throwing for 280 yards and three touchdowns, both career highs.
- This will be JSU's final season in the OVC, with the Gamecocks joining the ASUN Conference on July 1, 2021.
- JSU brings the longest active win streak in the FCS into this week's game. The Gamecocks' five-game win streak is one longer than Prairie View A&M and Charleston Southern.

THE GAMECOCKS BY THE NUMBERS

.768 - John Grass' career winning percentage as a head coach, 10th-highest among all active Div. I coaches and second among active FCS coaches

5 - Consecutive wins for Jacksonville State, one more than Charleston Southern and Prairie View A&M for the longest active winning streak in the FCS.

6 - Consecutive games in which JSU's defense has forced at least one turnover.

10 - Where JSU is ranked in the latest STATS Perform FCS Top 25, the Gamecocks' second-straight week in the Top 10 after being out since 2018.

11 - Games that JSU is scheduled to play this season, combining the four in the fall and seven this spring. That is second among all FCS teams behind The Citadel's 12 (4 in fall/8 in spring).

17 - Consecutive seasons at .500 or better by the Gamecocks heading into 2020, the longest active streak in the FCS.

63 - Wins by John Grass at JSU, the fastest to reach the mark by any head coach in school history. He, Donn Salls (95), Jack Crowe (87) and Bill Burgess (84) have won 60 games at JSU.

82 - Games coached at JSU by head coach John Grass, fourth on JSU's list of career games coached behind Don Salls (163), Bill Burgess (137) and Jack Crowe (144).

97 - Consecutive games in which the Gamecocks have scored, with JSU's last shutout coming in the final game of 2012 at No. 7 Florida.

234.2 - Yards per game against JSU's defense in its current five-game winning streak.

280 - Yards passing by Zion Webb in last week's win at Tennessee State, 143 more than his previous career high set in 2018.

399 - Total games played in the history of Burgess-Snow Field. JSU is 288-103-8 in its home stadium since it opened in 1946.

1,341 - Career receiving yards by senior Trae Barry, second-most in school history by a tight end and just 159 away from Rusty Fuller (1,500) in first.

7,612 - Average attendance for JSU's first two home games of the 2020-21 season, most in the FCS and 2,123 more than Missouri State in second place with 5,489.

ON THE AIR



JSU Radio Network

Mike Parris, play-by-play
Eric Mims, analyst



ESPN+

Tom Britt, play-by-play
Chris Brinkley, analyst
John Halter, analyst

JSU SPORTS INFORMATION

Associate AD/Football SID . . . Josh Underwood
..... underwood@jsu.edu; 256-782-5915; cell-256-453-0545

Assistant SID/Football SID Tyler Brown
..... tabrown@jsu.edu; 256-782-5977; cell-423-619-0557

JSUGamecockSports.com

2020/21 SCHEDULES

Jacksonville State Gamecocks (5-1, 2-0 OVC)

DATE	OPPONENT	TIME (CT)
OCTOBER (3-1)		
3	at Florida State (ACC RSN)	L, 41-24
10	MERCER (ESPN3)	W, 34-28
17	at North Alabama (ESPN3)	W, 24-17
23	at Florida International (ESPN3)	W, 19-10
FEBRUARY (1-0)		
28	*TENNESSEE TECH (ESPN+)	W, 27-10
MARCH (1-0)		
7	*at Tennessee State (ESPN+)	W, 38-16
14	*at UT Martin (ESPN+)	1 p.m.
21	*SOUTHEAST MISSOURI (ESPN+)	2 p.m.
28	*AUSTIN PEAY (ESPN+)	2 p.m.
APRIL (0-0)		
3	*at Eastern Illinois (ESPN+)	1 p.m.
11	*at Murray State (ESPN+)	2 p.m.

* - Ohio Valley Conference Game

UT Martin Skyhawks (1-1, 1-1 OVC)

DATE	OPPONENT	TIME (CT)
FEBRUARY (0-1)		
28	*at Murray State	L, 14-10
MARCH (1-0)		
7	*EASTERN ILLINOIS	W, 28-15
14	*JACKSONVILLE STATE	1 p.m.
21	*at Austin Peay	2 p.m.
28	*at Tennessee State	2 p.m.
APRIL (0-0)		
3	*SOUTHEAST MISSOURI	1 p.m.
11	*TENNESSEE TECH	3 p.m.

* - Ohio Valley Conference Game

MEET THE TEAMS

Jacksonville State

Record	5-1, 2-0 Ohio Valley Conference
Ranking	10th in STATS Top 25 Coaches Poll Starting Later in Spring
Last Game	March 7 at Tennessee State Won, 38-16
Head Coach	John Grass (Jacksonville State, '90)
Career Record	63-19/7th year
JSU Record	63-19/7th year
Grass vs. UTM	5-1
vs. Simpson	5-1
JSU vs. UTM	33-8



UT Martin

Record	1-1, 1-1 Ohio Valley Conference
Ranking	NR in Media Poll NR in Coaches Poll
Last Game	March 7 vs. Eastern Illinois W, 28-15
Head Coach	Jason Simpson (Southern Miss, '95)
Career Record	88-74/15th year
UTM Record	88-74/15th year
vs. JSU	4-10
vs. Grass	1-5



CHAMPIONS • 2003 • 2004 • 2011 • 2014 • 2015 • 2016 • 2017 • 2018

UT Martin Week Schedule

(Schedule subject to change)

9 Tuesday Grass Weekly Presser 11 a.m. - Zoom Please contact Josh Underwood (underwood@jsu.edu) for access. Practice 4 p.m.	10 Wednesday Practice 4 p.m.	11 Thursday Practice 4 p.m.	12 Friday Practice 4 p.m.	13 Saturday Walk Through TBA Travel to Nashville No Player Availability	14 Sunday Game Day JSU at UTM Graham Stadium 1 p.m. CT Post Game Coach Grass and Players will be available via Zoom	15 Monday Off Day No Player Availability
---	--	---	---	--	--	--

JACKSONVILLE STATE SPORTS INFORMATION

MEDIA POLICIES

PRESS CONFERENCE

John Grass' weekly press availability will be done virtually via Zoom for the 2020 season. He will be available on Tuesday at 11 a.m. Any media wishing to access Coach Grass' press conference should contact Associate AD for Media Relations Josh Underwood (underwood@jsu.edu) for the link to join. Select players will also be on hand during the press conference. If a specific player is needed, contact Josh Underwood by Sunday to make arrangements for the interview.

JOHN GRASS ON THE WEB

Media members can watch John Grass' full press conference each week. The video will be uploaded by 4 p.m. CT on Tuesday at JSUGamecockSports.com.

PRESS CONFERENCE TRANSCRIPTIONS

Transcriptions of John Grass' weekly press conferences are available by 4 p.m. each Tuesday on the athletic web site at JSUGamecockSports.com.

COACHES INTERVIEWS

Outside his regular Tuesday press conference, the best time for Coach Grass interviews is between 10-11 a.m. until Wednesday. Please contact the JSU SID office to make specific arrangements.

PLAYER INTERVIEWS

If at all possible, player interviews need to be conducted during Monday's weekly press conference.



@JSUGamecocksFB
@Coach_Grass
#JSUGamecocks

facebook.com/JSUGamecocks
instagram/JSUGamecocks
Snapchat/JSUGamecocks

OVC TELECONFERENCE

The Ohio Valley Conference will hold its weekly Zoom teleconference on Tuesdays during the 2021 Spring Season. For access information, email Kyle Schwartz at kschwartz@ovc.org.



SCHEDULE

10:00-10:10	Dean Hood, Murray State
10:10-10:20	Tom Matukewicz, Southeast Missouri
10:20-10:30	John Grass, Jacksonville State
10:40-10:50	Jason Simpson, UT Martin
11:00-11:10	Adam Cushing, Eastern Illinois
11:10-11:20	Dewayne Alexander, Tennessee Tech
11:30-11:40	Rod Reed, Tennessee State
11:50-12:00	Scotty Walden, APSU
<i>All times Central</i>	

JSU SPORTS INFORMATION STAFF

The Jacksonville State Sports Information offices are located on the third floor of Pete Mathews Coliseum.



JOSH UNDERWOOD

Associate AD
FB Contact
underwood@jsu.edu
Office: 256-782-5915
Cell: 256-453-0545
@josh_underwood1



TYLER BROWN

Assistant SID
FB Contact
tabrown@jsu.edu
Office: 256-782-5977
Cell: 423-619-0557
@tylerbrown_91



TONY SCHMIDT

Assistant SID
aschmidt@jsu.edu



Daniel Porter

Assistant SID
dporter2@jsu.edu

THE COACHES

Jacksonville State Head Coach John Grass

John Grass has a 63-19 record in his seventh season as JSU's head coach, the best 80-game start in JSU history. He is 41-6 in OVC play.

Grass' unprecedented start to his collegiate head coaching career has seen the 1990 JSU graduate win five-straight OVC titles, while also becoming the first person to claim the **Roy Kidd** OVC Coach of the Year Award outright in three-straight seasons. He is also the first FCS coach to be named the AFCA's Region Coach of the Year in five-straight seasons and was the first Gamecock in Division I to be voted the AFCA's National Coach of the Year in 2015.

He served as JSU's offensive coordinator on **Bill Clark's** staff in 2013 before being promoted to the head coach after one season.

Prior to coming to JSU in 2013, **Grass** was head coach at Oxford (Ala.) High School from 2008-2012, where he posted five straight winning seasons and a 41-16 record. He also served as head coach at Spain Park from 2006-07, where he was named the 2007 AHSAA Class 6A Coach of the Year. He also was the head coach at Moody High School (2003-05), Albertville High School (2002-03) and Ashville High School (1995-99)

UT Martin Head Coach Jason Simpson

Jason Simpson has an 88-74 record in his 15th season at Tennessee-Martin and is 4-10 vs. Jacksonville State.

Simpson served as Jacksonville State's passing game coordinator for three seasons, from 1997-99, under **Mike Williams**. He joined the Skyhawks in 2006 after spending two seasons as the offensive coordinator at Chattanooga, and he led UTM to a 9-3 record and a 6-1 mark to tie for the OVC Championship in his first season.

Simpson coached at Texas State from 2000-03, where he coached quarterbacks, receivers and served as the team's recruiting coordinator before moving to UTC. The Ellisville, Miss., native signed as a quarterback with Mississippi State and played two seasons and also played baseball for **Ron Polk** at State before transferring to Southern Miss in 1992, where he was a two-time all-conference selection in baseball and was team captain his senior season.

SERIES HISTORY

JACKSONVILLE STATE - UT MARTIN SERIES RESULTS (JSU leads, 33-8, 16-5 in Martin, 17-3 in Jacksonville)

JSU vs. UTM GAME-BY-GAME STATISTICS

Date	Site	Result	JSU Rushing				JSU Passing				Total		Off.	UTM Rushing				UTM Passing				Total		Off.
			FD	No	Yds	TD	C-A-I	Yds	TD	No	Yds	FD	No	Yds	TD	C-A-I	Yds	TD	No	Yds	FD	No	Yds	TD
11/2/19	Martin	L, 17-22	23	34	103	1	18-38-1	269	1	72	372	15	29	125	1	18-32-0	245	1	61	370				
11/3/18	Jacksonville	W, 21-14	19	35	134	0	18-33-1	180	1	68	314	17	29	140	0	21-32-1	256	2	61	396				
11/11/17	Martin	W, 14-7	20	46	197	2	8-15-0	92	0	61	289	14	30	48	0	13-23-0	128	1	53	176				
11/19/16	Jacksonville	W, 33-7	17	44	202	4	7-16-1	104	0	60	306	22	34	126	0	17-45-4	192	1	79	318				
9/26/15	Martin	W, 48-41	28	53	286	4	18-29-0	269	3	82	555	27	22	64	0	34-49-1	433	4	71	497				
10/4/14	Jacksonville	W, 38-14	26	59	284	2	19-30-0	213	3	89	497	13	30	123	1	13-37-2	93	0	67	216				
10/5/13	Martin	W, 41-27	18	41	212	3	14-25-0	226	2	66	438	28	44	123	1	31-48-1	370	2	92	493				
11/3/12	Martin	L, 49-47	32	41	192	1	17-36-0	323	6	77	515	32	43	209	0	28-44-0	402	7	87	611				
9/1/11	Jacksonville	W, 24-23	23	34	150	1	23-36-1	325	2	70	475	19	39	111	1	14-2-0	189	1	66	300				
10/6/10	Martin	W, 30-20	12	38	172	1	8-19-1	95	3	57	267	22	28	89	0	31-50-1	338	3	78	427				
10/3/09	Jacksonville	W, 52-7	21	37	201	1	19-22-0	244	4	59	455	12	39	109	1	17-29-3	115	0	68	224				
10/23/08	Martin (ESPNU)	L, 30-31	18	35	179	2	14-29-0	261	2	64	440	21	40	218	2	15-24-0	275	2	64	493				
10/4/07	Jacksonville	W, 27-24	19	44	179	1	15-29-0	277	1	73	406	18	39	149	1	12-25-1	285	2	64	429				
9/23/06	Martin	L, 14-24	8	31	91	1	7-25-1	130	1	56	221	17	53	169	1	7-16-0	94	1	69	263				
10/15/05	Jacksonville	W, 37-17	20	48	274	4	6-16-1	79	1	64	353	21	46	198	2	17-31-5	163	0	77	361				
10/9/04	Martin	W, 59-24	23	49	266	5	10-23-0	226	2	72	492	11	27	78	1	18-40-2	165	1	67	243				
10/11/03	Jacksonville	W, 34-24	19	54	444	4	7-16-0	65	1	70	509	26	28	69	0	44-65-2	369	3	93	438				
10/20/90	Martin	W, 21-7	17	52	267	-	6-16-1	128	-	68	368	16	25	58	-	29-51-0	381	-	76	410				
10/21/89	Jacksonville	W, 63-0																						
10/22/88	Martin	L, 24-31																						
10/31/87	Jacksonville	L, 17-28																						
11/1/86	Martin	W, 30-20																						
11/2/85	Jacksonville	W, 19-13																						
11/6/84	Martin	W, 23-16																						
11/5/83	Jacksonville	W, 31-19	18	47	238	3	8-21-1	153	1	68	391	14	38	145	0	13-29-3	156	1	67	301				
11/6/82	Martin	W, 41-13																						
11/14/81	Jacksonville	W, 44-7																						
11/8/80	Martin	W, 19-14																						
9/22/79	Jacksonville	L, 14-15																						
9/23/78	Martin	W, 44-15																						
9/24/77	Jacksonville	W, 36-13	17	57	111	1	16-29-0	151	1	86	262	11	54	154	1	3-10-0	51	0	64	205				
9/25/76	Martin	W, 24-3																						
10/18/75	Jacksonville	W, 11-3	11	54	232	2	1-10-1	5	0	64	242	9	52	122	0	10-18-1	75	0	70	197				
9/28/74	Martin	W, 17-0																						
9/22/73	Jacksonville	W, 50-7																						
9/23/72	Martin	W, 20-6																						
10/30/71	Jacksonville	W, 30-10	23	63	309	1	6-20-4	72	1	43	381	12	48	93	2	4-16-1	58	0	64	151				
10/10/70	Martin	W, 16-14																						
10/11/69	Jacksonville	W, 22-20																						
10/5/68	Martin	W, 16-12																						
10/7/67	Jacksonville	L, 0-38																						



Tale of the Tape: Here is a statistical comparison of both JSU and UT Martin:

	Jax State	UTM
Rushing Offense	182.8	83.5
Passing Offense	198.5	184.5
TOTAL OFFENSE	381.3	268.0
Rushing Defense	117.7	117.5
Passing Defense	166.0	215.5
TOTAL DEFENSE	283.7	333.0
Scoring Offense	27.7	19.0
Scoring Defense	20.3	14.5

Grass In Uncharted Fields

JSU head coach **John Grass** has found himself in a territory not many coaches have ever gone. His 63-19 record is the best start in JSU history by a head coach and one of the best starts to an FCS career by any coach.

Grass became the first coach in FCS history to go 16-0 in his first two years of conference play to start his coaching career and has improved that start to 43-6 in league play.

Grass: One Of Top Winning Percentages Among Active Division I Coaches (Min. 50 D-I games)

Coach, Current School	Seasons	Record	Pct.
Lincoln Riley, Oklahoma	4th	45-8	.849
Dabo Swinney, Clemson	13th	140-33	.809
Nick Saban, Alabama	25th	256-65-1	.797
Lance Leipold, Buffalo	14th	146-39	.789
Kirby Smart, Georgia	5th	52-14	.788
Chris Klieman, Kansas State	8th	84-24	.778
Josh Heupel, Tennessee	3rd	28-8	.778
Dale Lindsey, San Diego	6th	64-19	.771
Jimbo Fisher, Texas A&M	11th	109-33	.768
John Grass, Jacksonville State	7th	63-19	.768
Brian Bohannon, Kennesaw State	6th	49-15	.766

Gamecocks Getting Offensive

Jacksonville State finished 2015 ranked fourth nationally in total offense after being ranked fourth in 2014. The Gamecocks put together another top-20 season in 2016 at 20th. JSU has had 600 yards of total offense nine times since John Grass took over as head coach, twice as many as it had in school history before the 2014 season. Here's a list of the Gamecocks 600-plus yards of total offense games in the school's Division I history:

Yards	Opponent	Date	Rush Yds/Pass Yds
1. 655	vs Austin Peay	Nov. 1, 2014	416 rush/239 pass
2. 654	vs. Mississippi Valley State	Sept. 8, 2018	366 rush/288 pass
3. 652	vs Murray State	Sept. 28, 2013	318 rush/334 pass
4. 646	vs Samford	Nov. 6, 2004	453 rush/193 pass
5. 640	vs Chattanooga	Dec. 5, 2015	432 rush/208 pass
6. 639	vs Sam Houston State	Dec. 19, 2015	360 rush/279 pass
7. 637	at Eastern Kentucky	Oct. 6, 2018	353 rush/284 pass
8. 630	vs West Alabama	Sept. 20, 2014	336 rush/294 pass
9. 628	at Murray State	Sept. 28, 2014	382 rush/246 pass
10. 619	at Tennessee Tech	Oct. 17, 2015	341 rush/278 pass
11. 617	vs Southeast Missouri	Nov. 14, 2015	399 rush/218 pass
12. 612	at Southeast Missouri	Nov. 22, 2014	372 rush/245 pass
13. 609	vs Eastern Kentucky	Nov. 5, 2011	309 rush/300 pass
14. 606	vs Nicholls State	Sept. 25, 1999	150 rush/456 pass

JSU vs. the OVC

Before joining the OVC prior to the 2003 season, Jacksonville State had faced only four teams from the Ohio Valley Conference. Jax State is **137-45-8** all-time versus teams from the Ohio Valley Conference. Since joining the OVC, the Gamecocks are **107-30** against the league. Below is a series breakdown against the OVC.

Team	Record
Austin Peay	20-7-3
Eastern Illinois	11-6
Eastern Kentucky	10-7
Murray State	16-2
SE Missouri State	18-6
Tennessee-Martin	33-8
Tennessee State	13-2
Tennessee Tech	17-7
TOTAL	137-45-8

Longest Plays Since Joining the Ohio Valley Conference in 2003

Rush: 87, Justice Owens
at Liberty (9/24/16)

Rush TD: 87, Justice Owens
at Liberty (9/24/16)

Pass: 88, Eli Jenkins to Markis Merrill
vs West Alabama (9/20/14)

Pass TD: 88, Eli Jenkins to Markis Merrill
vs West Alabama (9/20/14)

Punt Return: 88, Maurice Dupree
at Murray State (9/29/07)

Kick Return: 99, Gabriel Chambers
at Kentucky (10/22/11);

Maurice Dupree
vs Southeast Missouri (10/4/08)

Int. Return: 98, Pierre Warren
at Tennessee State (11/19/11)

Fumble Return: 75, Pierre Warren
vs Chattanooga (9/8/12)

Blocked FG Ret: 72, Andrew Ridgeway
vs Tenn State (11/15/08)

Punt: 86, Hamish MacInnes
at Tennessee Tech (10/26/13)

Field Goal: 52, Steven Lee
vs Murray State (10/4/03)

JSU vs. RANKED FCS FOES

Since joining Division I in 1995, JSU is 34-44 vs. ranked FCS foes and 15-7 under John Grass.

Year	Opponent	Result
1995	#4 Troy State	L, 35-7
1996	#9 SF Austin	L, 42-10
1996	#4 Troy State	L, 31-21
1996	#7 at SW Mo. St.	L, 34-9
1997	at #2 Troy State	L, 49-0
1997	#11 McNeese St.	L, 27-6
1997	at #13 SF Austin	L, 41-15
1997	#15 Nicholls State	L, 16-14
1997	#24 SW Missouri	L, 47-42
1998	at #1 McNeese St.	L, 30-14
1998	#3 Ga. Southern	L, 51-32
1998	#9 NW State	L, 53-36
1998	#14 Troy State	L, 31-7
1999	#3 Ga. Southern	L, 51-14
1999	at #22 SF Austin	L, 33-16
1999	at #6 Troy State	L, 35-16
2000	at #22 McNeese	L, 28-0
2000	#10 NW State	W, 28-24
2000	#3 Troy State	L, 28-0
2001	at #23 SF Austin	L, 44-37
2001	#21 SW Texas	W, 38-17
2001	at #15 NW State	L, 42-17
2001	at #18 Sam Houston	L, 55-30
2001	#11 McNeese State	L, 31-21
2002	#2 McNeese State	L, 28-22
2002	#3 Northwestern State	W, 19-10
2002	#4 Georgia Southern	L, 41-3
2003	at #8 Western Kentucky	L, 45-7
2004	at #2 Furman	L, 49-7
2005	#2 Furman	L, 37-35
2005	#22 Eastern Illinois	L, 10-6
2006	at #5 Furman	L, 17-13
2006	at #17 Eastern Illinois	L, 28-24
2007	#25 Eastern Illinois	L, 36-23
2008	at #16 Eastern Illinois	W, 23-10
2008	#15 Tennessee State	W, 26-21
2009	#24 Eastern Illinois	L, 28-20
2010	#7 Southeast Missouri	W, 29-27
2010	#6 Wofford	L, 17-14
2011	at #23 Chattanooga	L, 38-17
2011	#19 Tennessee Tech	L, 22-14
2012	at #21 Eastern Ky	L, 51-21
2012	#17 Tennessee State	W, 31-28
2013	at #22 UT Martin	W, 41-27
2013	#23 Tennessee State	L, 31-15
2013	at #2 Eastern Illinois	L, 52-14
2013	#16 Samford	W, 55-14
2013	at #6 McNeese State	W, 31-10
2013	at #2 Eastern Washington	L, 37-24
2014	at #13 Chattanooga	ot-W, 26-23
2014	at #25 Tennessee State	W, 27-20
2014	at #15 Eastern Kentucky	W, 20-6
2014	#19 Sam Houston State	L, 37-26
2015	at #8 Chattanooga	W, 23-20
2015	#13 Eastern Kentucky	W, 34-0
2015	#7 Chattanooga	W, 41-35-OT
2015	#7 Charleston Southern	W, 58-38
2015	#6 Sam Houston State	W, 62-10
2015	vs #2 North Dakota State (Frisco)	L, 37-10
2016	#17 Coastal Carolina	W, 27-26
2016	#22 Eastern Illinois	W, 47-14
2016	#12 Youngstown State	L, 40-24
2017	#12 Chattanooga	W, 27-13
2017	#16 Liberty	W, 31-10
2017	#16 Kennesaw State	L, 17-7
2018	#14 North Carolina A&T	L, 20-17
2018	at #2 Kennesaw State	L, 60-52 - 5OT
2018	#21 East Tennessee State	W, 34-27
2018	#12 Maine	L, 55-27
2019	#4 Eastern Washington	W, 49-45
2020	#23 Tennessee Tech	W, 27-10

Samuel & West Are Top FCS RB Duo

Jacksonville State running backs **Josh Samuel** and **Uriah West** have been one of the top running back duos in FCS this season. So far, **Samuel** is ranked seventh nationally with 359 yards, while **West** is ranked eighth with 344 yards, making them the top rushing duo in the nation in terms of total yards.

West Gets 100, Again

Junior running back **Uriah West** now has two 100-yard rushing games in his 23-game career and both came in back-to-back games. The native of Douglasville, Ga., had 116 at Florida International in the final game of the fall and then ran for 106 against Tennessee Tech in the Spring opener. He is the first Gamecock with back-to-back 100-yard rushing games since **Roc Thomas** had 102 at Tennessee Tech and then 135 at Austin Peay in 2017.

Sanders With the Block

Umstead Sanders came through with a key field goal block for JSU in the third quarter of the Gamecocks' win over Tennessee Tech on Feb. 18. It was the first blocked field goal by a JSU player since **Connor Christian** against East Tennessee State on Nov. 24, 2018.

Gamecocks Getting Hot

Jacksonville State has now won its last five games, the longest active win streak among FCS teams.

Longest active FCS win streaks:

1. Jacksonville State 5
2. Charleston Southern 4
- Prairie View A&M 4
4. James Madison 3
- Nicholls St 3
- North Dakota 3
- VMI 3

JSU Back in Top 10

When the STATS Perform FCS Top 25 released on Monday, March 1, the Gamecocks found themselves back in a familiar spot. JSU moved up six spots to 10th, their first appearance in the FCS Top 10 since 2018. It's a familiar spot for the Gamecocks, who spent 60-straight weeks in the Top 10 from 2014-18.

JSU Nearing 400th game at the Snow

When the Gamecocks host Southeast Missouri on March 21, it will be the 400th Jacksonville State football game played at Burgess-Snow Field at JSU Stadium. Since the Gamecocks' home stadium opened in 1946, JSU is an impressive 288-103-8 (.732) in the venue.

Gamecock Football on the Airwaves

The anchor of the Gamecock Football Network is the JSU campus station WLJS-FM 91.9 and can reach a worldwide audience on the Internet at www.JSUGamecockSports.com. Radio veteran **Mike Parris** is in his 38th season calling play-by-play and former All-American and JSU Athletics Hall of Fame defensive back **Eric Mims** is in his first season providing color.

JSU Network Affiliates

WLJS-FM 91.9 (Jacksonville State University)
WKXX-FM 102.9 (Gadsden/Boaz/Albertville/Huntsville)
WVOK-FM 97.9 (Oxford/Anniston/Talladega)
WRBZ-FM 95.5 (Montgomery)
WFAZ-FM 90.9 (Goodwater)
WJHO-FM 89.7 (Alexander City)

Gamecocks to Play 11 Games in 2020-21 Season

Jacksonville State was one of 17 FCS programs that opted to play nonconference games in the fall and will play a total of 11 games between four in the fall and seven this spring. That is the second-most games of all FCS behind The Citadel, who played four in the fall and have eight scheduled this spring.

Gamecocks Joining ASUN After This Season

The 2021 spring season will be JSU's final in the Ohio Valley Conference after JSU announced in January that it will join the ASUN Conference effective July 1, 2021.

The move will include membership in the newly formed ASUN Football League, which will feature a foundation of JSU, Eastern Kentucky, Central Arkansas, North Alabama and Kennesaw State.

FIU Can't Move The Chains Against JSU

In Jacksonville State's 19-10 win over Florida International on Oct. 23, the Gamecocks limited the Panthers to just six first downs. It was the first time a JSU opponent failed to gain 10 first downs in a game since Eastern Kentucky had eight on Oct. 6, 2018 and the fewest by a JSU opponent since ECU gained six on Sept. 30, 2006.

Pair of 100-Yard Rushers at FIU

In Jacksonville State's 19-10 win over Florida International on Oct. 23, two Gamecocks ran for over 100 yards. **Josh Samuel's** 163 yards were the most by a Gamecock since **Troymaine Pope's** 181 against Sam Houston State on Dec. 19, 2015, and **Uriah West** added 116 yards, himself. It was the first time JSU 's had a 100-yard rusher in 17 games (**Jalen Greene's** 121 yards vs. East Tennessee State on Nov. 24, 2018) and the first time that two Gamecocks have run for 100 yards in a game since Nov. 16, 2017 against Tennessee State (**Bryant Horn**, 148 & **Roc Thomas**, 105).



Webb Takes Over vs FIU

When starting quarterback **Zerrick Cooper** went down with a leg injury early in the Gamecocks' Oct. 23 game at Florida International, junior **Zion Webb** stepped in and led the Gamecocks to a 19-10 win, the first JSU win over an FBS school since 2013. **Webb** was 12-for-17 for 103 passing yards and ran for another 15 yards in leading JSU to the win.

Cooper Chasing

Career Passing Yds & Passing TDs Records

Senior **Zerrick Cooper** is climbing both the career passing yards and passing touchdowns list for JSU in his third season with the Gamecocks. He has tied Ed Lett for the school's career touchdown passes mark and needs just 161 yards to pass Eli Jenkins as the school's all-time leading passer. Below is where the Jonesboro, Ga., native ranks in each category:

Career Passing Yards

1. Eli Jenkins (2013-16)	7,652
2. Zerrick Cooper (2018-A)	7,491
3. Ed Lett (1979-82)	7,145
4. Montressa Kirby (1995-98)	6,587
5. Reggie Stancil (1999-02)	5,182

Career Passing Touchdowns

t1. Ed Lett (1979-82)	61
t1. Zerrick Cooper (2018-A)	61
3. Eli Jenkins (2013-16)	47
4. Montressa Kirby (1995-98)	43
5. Ryan Perrilloux (2008-09)	42

Cooper Climbing JSU's Total Offense List

Senior quarterback **Zerrick Cooper** has now gained 8,260 yards of total offense in his JSU career, second all-time and just the ninth player in school history to reach the 5,000-yard mark, fifth to record 6,000, third to gain 7,000 and second to get 8,000. Below is the Top 10 in JSU history in Total Offense:

JSU Career Total Offense Leaders

1. Eli Jenkins (2013-16)	11,448
2. Zerrick Cooper (2018-A)	8,260
3. Montressa Kirby (1995-98)	7,688
4. Ed Lett (1979-82)	6,774
5. Reggie Stancil (1999-02)	6,276
6. Ryan Perrilloux (2008-09)	5,479
7. David Gullledge (1987-90)	5,339
8. Maurice Mullins (2002-05)	5,138
9. Marques Ivory (2008-12)	5,084
10. David Coffey (1983-86)	4,920

Pearson Wins Super Bowl With Bucs

Former Jacksonville State All-America wide receiver **Josh Pearson** spent the entire 2020 season with the Tampa Bay Buccaneers and was on the sideline for their Super Bowl win over the Chiefs. **Pearson** served most of the season on the Bucs practice squad but was on their travel party for the season and becomes JSU's first Super Bowl champion since

quarterback **Ryan Perrilloux** was a member of the Giants' 2012 team.

Barry Among Top TE Receiving Leaders

Senior tight end **Trae Barry** reached the 1,000-yard mark for his career in a JSU uniform in his junior season and continues to climb JSU's career receiving list. The Summerdale, Ala., native currently has 1,341 receiving yards in his JSU career and is 159 yards shy of **Rusty Fuller**'s school record of 1,500 receiving yards by a tight end.

Below is a list of the most receiving yards in a career by a tight end:

Player (Years)	Career Yds
1. Rusty Fuller (1980-83)	1,500
2. Trae Barry (2017-A)	1,341
3. Butch Barker (1975-78)	1,180

Grass The Fastest To 60 Wins

With the Gamecocks' 24-17 win over North Alabama on Oct. 17, 2020, head coach **John Grass** earned his 60th win in just 79 games on the JSU sideline. In his seventh season at the helm of the Gamecocks, **Grass**, who now has 63 wins, became the fastest coach to reach 60 wins in school history and is only the fifth coach in JSU history to win 50 games and only the fourth to reach the 60 wins mark, joining **Don Salls** (95), **Jack Crowe** (87) and **Bill Burgess** (84).

JSU Limits Big Plays by UNA

In the Gamecocks' 24-17 win over North Alabama on Oct. 17, the JSU defense only allowed one play of over 20 yards in the game, a 24-yard pass on third and long in the second quarter. JSU held the Lions to 276 yards of total offense in the win.

JSU Protects the Ball vs Lions, Panthers

In the Gamecocks' 24-17 win at North Alabama on Oct. 17, Jacksonville State didn't commit a turnover. It was the first time that JSU didn't turn the ball over in a game since its last game against UNA on Sept. 21, 2019.

The very next week at FIU, JSU once again failed to commit a turnover, making it back-to-back games without turning the ball over for the JSU offense.

Third Time is a charm for JSU at FIU

When the Gamecocks and Panthers kicked off on Oct. 23 in Miami, it started a game that has been difficult to schedule due to the COVID-19 pandemic. JSU and FIU were scheduled to open the season on Sept. 3 before having to move that date back to mid-September due to the pandemic. Rising cases across the country forced the game to be moved again to the Oct. 23 date.

JSU IN THE OVC/NCAA TEAM STATS

(Through Games on March 7)

OVC NCAA

3rd Down Efficiency (.440)	1	23
3rd Down Eff. Defense (.349)	4	26
4th Down Efficiency (.444)	5	43
4th Down Eff. Defense (.500)	6	41
Blocked Kicks (2)	1	1
Blocked Punts (1)	1	1
Completion Pct. (.658)	1	13
Defensive TDs (2)	1	2
Fewest Penalties Per Game (6.67)	4	44
Fewest Penalty Yds Per Game (49.50)	2	38
1st Downs (121)	2	4
1st Downs Def. (101)	8	68
Fumbles Lost (5)	7	68
Fumbles Recovered (5)	2	5
Kickoff Return Defense (21.93)	6	51
Kickoff Returns (18.50)	4	35
Net Punting (36.38)	3	34
Passes Had Intercepted (3)	3	52
Passes Intercepted (7)	2	4
Passing Offense (198.5)	3	35
Passing Yards Allowed (166.0)	3	22
Punt Return Defense (9.14)	6	59
Punt Returns (0.00)	8	52
Red Zone Defense (0.842)	7	38
Red Zone Offense (.862)	1	33
Rushing Defense (117.7)	4	29
Rushing Offense (182.8)	2	23
Sacks Allowed (1.00)	2	14
Scoring Defense (20.3)	4	29
Scoring Offense (27.7)	2	22
Tackles for Loss Allowed (5.83)	2	31
Team Pass Eff. (138.52)	2	18
Team Pass Eff. Def (109.98)	3	21
Team Sacks (2.50)	3	26
Team Tackles for loss (5.7)	6	43
Time of Poss (30:41)	4	28
Total Defense (283.7)	2	21
Total Offense (381.3)	1	23
Turnover Margin (0.67)	3	24
Turnovers Gained (12)	2	4
Turnovers Lost (8)	7	65
Winning Percentage (.833)	2	22



The Last Time JSU had an Overall Record of...

0-1	2020	5-0	2010
0-2	2009	5-1	2020
0-3	2005	5-2	2019
0-4	1996	5-3	2019
0-5	1996	5-4	2012
0-6	1939	5-5	2002
0-7	1939	5-6	2002
0-8	1931		
0-9	1931	6-0	2010
0-10	never	6-1	2017
		6-2	2018
1-0	2017	6-3	2019
1-1	2020	6-4	2019
1-2	2012	6-5	2019
1-3	2007	6-6	2019
1-4	2005		
1-5	1999	7-0	2010
1-6	1999	7-1	2017
1-7	1999	7-2	2018
1-8	1999	7-3	2009
1-9	1999	7-4	2011
1-10	1999		
		8-0	2010
2-0	2013	8-1	2017
2-1	2020	8-2	2018
2-2	2012	8-3	2018
2-3	2007	8-4	2003
2-4	2005		
2-5	2000	9-0	1991
2-6	1952	9-1	2017
		9-2	2010
3-0	2013	9-3	2018
3-1	2020	9-4	2018
3-2	2019		
3-3	2012	10-0	1991
3-4	2006	10-1	2017
3-5	2000	10-2	2017
3-6	1993	10-3	2013
3-7	1993		
		11-0	1991
4-0	2013	11-1	2015
4-1	2020	11-2	1977
4-2	2019	11-3	2013
4-3	2012	11-4	2013
4-4	2006		
4-5	2002	12-0	1991
4-6	2000	12-1	2015
4-7	1994		
		13-0	1989
		13-1	2015
		13-2	2015

Coop Closing In On OVC Total Offense List

Senior quarterback **Zerrick Cooper** has moved into the Ohio Valley Conference's Top 10 in Career Total Offense yards. He currently has 8,210 yards in his JSU career, passing Eastern Illinois' **Tony Romo** (8,059 yards from 1999-02) for 10th place on that list. Here is the OVC's Total Offense Top 10:

YEARS	PLAYER	YARDS
2010-13	Jimmy Garoppolo (Eastern Ill)	13,089
2013-16	Eli Jenkins (Jacksonville St)	11,448
2012-16	K.D. Humphries (Murray St)	10,742
2009-12	Casey Brockman (Murray St)	10,502
1986-89	Michael Proctor (Murray St)	9,886
2011-14	Michael German (Tennessee St)	8,752
1987-90	Chris Swartz (Morehead St)	8,648
2009-12	Derek Carr (UT Martin)	8,484
2009-12	T.J. Pryor (Eastern Ky)	8,341
2018-A	Zerrick Cooper (Jacksonville St)	8,260

Big 2nd Quarter Propels JSU Past Mercer

The second quarter played a huge part in Jacksonville State's 34-28 win over Mercer on Oct. 10. JSU scored 24 points in that quarter, the most in one quarter since scoring 24 in the second quarter against Sam Houston State on Dec. 19, 2015 in the semifinals of the FCS Playoffs. The Gamecocks won that game, 62-10.

Cooper Finding His Target

Through four games in 2020, senior quarterback **Zerrick Cooper** completed 54 of his 81 pass attempts for a .667 completion percentage. That mark is the best among all FCS quarterbacks and 19th among Division I signal callers.

Zerrick Finding the End Zone With His Legs

Even though **Zerrick Cooper** has thrown one touchdown pass in the 2020 season, the senior from Jonesboro, Ga., has found another way to put points on the board – with his legs. **Cooper** had five rushing touchdowns through the first three games of 2020, most in the FCS and tied for 13th among all Division-I players.

Karajic Among FCS Leaders in FG per game

True freshman kicker **Alen Karajic's** JSU career has gotten off to a solid start in 2020. The Ooltewah, Tenn., native is 19-for-19 on PAT tries and 11-for-12 on field goal attempts. He leads the team in scoring with 52 points and has made 1.83 field goals per game so far in 2020, which is second the OVC and is ninth in the FCS.

Scoop-And-Score JSU's First Since 2013

When redshirt sophomore **Nicario Harper** picked up a Mercer fumble and returned it 64 yards for a touchdown on Oct. 10, it was Jacksonville State's first fumble return for a score since **Rob Gray's** one-yard

return against Samford on Nov. 30, 2013 in the first round of the FCS Playoffs. **Harper's** 64-yard return was also the fifth-longest in school history.

JSU Defense Scoring Points

Jacksonville State's defense scored a touchdown in each of the team's first two games of 2020, a 13-yard Kolbi Fuqua interception return at Florida State and a 64-yard Nicario Harper fumble return against Mercer. It's the first time that the JSU defense has scored in back-to-back games since Nov. 3, 2018 vs UT Martin (**Quan Stoudemire's** 10-yard interception return) and Nov. 10, 2018 vs Tennessee State (**Jalen Choice's** 54-yard interception return). JSU's two defensive scores are two behind Central Arkansas for the FCS lead in 2020.

Fuqua Making Things Happen on Defense

Jacksonville State is second in the FCS in defensive touchdowns with two, and redshirt sophomore nickel **Kolbi Fuqua** has had a hand in both of them. The Cordova, Ala., native returned an interception 13 yards for a score in the first quarter of the season opener at Florida State and then forced the fumble against Mercer that was returned 64 yards for a score by **Nicario Harper**.

First Time Starters

Seven Gamecocks made their first career start in the season opener at Florida State, four on offense and three on defense: OL **Zack Cangelosi**, WR **Quan Charleston**, WR **Dave Russell III**, RB **Uriah West**, NICKEL **Kolbi Fuqua**, DE **Umstead Sanders** and SAF **Nicario Harper**.

In the home opener vs. Mercer, six more players earned his first career start, two on offense and four on defense: WR **Logan McVay**, RB **Josh Samuel**, SAF **Hudson Petty**, DL **Lemuel Gordon**, DL **Robert Johnson**, LB **Laletia Hale**.

Against North Alabama, four players earned their first career start, three on offense and one on defense: OL **Tylan Grable**, WR **Jayson Jones**, WR **Jared Scott** and DL **Ricky Samuel**.

At FIU, two players made their first career start: offensive lineman **Josh Wegener** and defensive end **Chris Hardie**.

In the spring opener vs. Tennessee Tech, freshman cornerback **Jamari Jemison** and redshirt junior quarterback **Zion Webb** made their first start.

At Tennessee State on March 7, freshman tight end **Braydon Hill**, freshman wide receiver **Mike Pettway** and sophomore defensive lineman **Anthony Nesby** each made their first start.



1st Trip to Braly Since '92 Title Game

When the Gamecocks took down North Alabama 24-17 at Braly Stadium on Oct. 17, it was their first time in the historic stadium since Dec. 12, 1992, when JSU defeated Pittsburg State, 17-13, in the 1992 NCAA Division II National Championship Game. **Bill Burgess'** Gamecocks won the school's first football national title after falling in the title game to Pittsburg State in 1991, also in Florence.

JSU at FSU Happened Sooner Than Planned

The Gamecocks and Seminoles were planning on squaring off on the gridiron for the third time, but they weren't planning to play this soon. The two have a game scheduled at Doak Campbell Stadium on Sept. 11, 2021, that was announced in February. After COVID-19 altered the 2020 schedules, the two schools agreed to another game this season. JSU was FSU's lone non-conference game in its 11-game 2020 schedule, while FSU was the Gamecocks' opener in their four-game fall slate. The meeting in 2021 will still be played.

OVC Spring Schedule

On August 14, the Ohio Valley Conference announced the fall competition and championships in the sports of football, men's and women's cross country, women's soccer and women's volleyball is postponed due to the concerns and uncertainty surrounding the COVID-19 pandemic.

The decision also included the fall competitive schedules for men's and women's golf and men's and women's tennis as well as the non-traditional competition seasons for baseball and softball.

The league did decide to allow its football programs to play up to four non-conference games in the fall, with JSU, Eastern Kentucky, Austin Peay and Southeast Missouri being the only of the nine football-playing schools opting to play in the fall. EKU opted out of the spring slate in order to play a full schedule of non-conference games in the fall.

JSU To Play Seven Games In The Spring

Jacksonville State learned its conference portion of the 2020 football schedule, which will be played mostly on Sundays in the spring, on Oct. 7.

The Gamecocks will open at Tennessee State on Feb. 21 before hosting Tennessee Tech on Feb. 28. A Nov. 14 trip to UT Martin will be followed by back-to-back home games against Southeast Missouri (March 21) and Austin Peay (March 28), before the season concludes on the road at Eastern Illinois on April 3 and at Murray State on April 11.

The NCAA FCS Selections will be announced on April 18, with the 16-team playoff bracket starting on the weekend of April 25.

Late Season Opener

Jacksonville State started its football season in October for the first time since 1926 after the COVID-19 Pandemic altered the 2020 season for the entire country. JSU was scheduled to open on Sept. 3 at Florida International, a game that has been rescheduled for Oct. 23 in Miami. The Gamecocks also rescheduled a Sept. 12 game at North Alabama for Oct. 17 and picked up games with Florida State and Mercer.

Woodard Named FCS ADA Academic All-Star

Junior linebacker **Zack Woodard** was named to the 2019 FCS Athletic Director's Association's Academic All-Star Team in early 2020 for his combined efforts on the field and in the classroom.

The 53-person team is composed of players from across the NCAA's Football Championship Subdivision that excelled in all aspects of being a student-athlete.

Each of the nominees was required to have a minimum grade point average of 3.20 in undergraduate study and have been a starter or key player with legitimate athletics credentials. **Woodard**, a native of Thomasville, Ala., was not only one of the Gamecocks' leaders on the gridiron, he was also one of the team's top students. A multiple recipient of the Ohio Valley Conference Commissioner's Honor Roll, he grabs his first Academic All-Star Team nod in his first year of eligibility.

In the classroom, **Woodard** completed his third year at JSU with a 3.91 cumulative GPA as an accounting major.

Six Gamecocks Named Preseason All-OVC

Despite not playing a conference schedule in 2020, the Ohio Valley Conference still opted to release its Preseason All-OVC Team and honored six Jacksonville State student-athletes on it. JSU had three players named on offense and three on defense. The team was selected by the league's head coaches and sports information directors.

Quarterback **Zerrick Cooper**, tight end **Trae Barry** and offensive lineman **Michael Shaddix** were the three offensive players featured for JSU, while defensive end **DJ Coleman**, linebacker **Zack Woodard** and cornerback **Yul Gowdy** were among the defensive honorees.

Three Former Gamecocks On NFL Rosters

SAF **Siran Neal** (Bills) made his NFL teams' 53-man opening day roster, while WR **Josh Pearson** (Bucs) was elevated to the active roster for Week Four. RB **Troymaine Pope** (Chargers) also saw action.

Current Gamecocks that have claimed OVC Player of the Week Honors:

2018

Sept. 2	Zerrick Cooper	Newcomer
Sept. 30	Zerrick Cooper	Offensive
	Zerrick Cooper	Newcomer
Oct. 28	Zerrick Cooper	Newcomer
Nov. 18	Zerrick Cooper	Offensive
	Zerrick Cooper	Newcomer

2019

Sept. 8	Zerrick Cooper	Offensive
Sept. 15	Zerrick Cooper	Offensive
Oct. 6	Zerrick Cooper	Offensive

2020 (Spring)

March 1	Nicario Harper	Defensive
March 8	Zion Webb	Offensive

NATIONAL PLAYERS OF THE WEEK

Oct. 1, 2018 - STATS

Zerrick Cooper, Offensive Hon. Mention

Oct. 8, 2018 - STATS

Zion Webb, Freshman Hon. Mention

Sept. 7, 2019 - College FB Performance Awards

Zerrick Cooper, Hon. Mention

Oct. 26, 2020 - STATS

Josh Samuel, National POTW

JSU Career Games-Starts

Player	GP-GS
Marco Baker	2-0
Trae Barry	34-15
Markail Benton	6-0
Trey Brown	9-0
Zack Cangelosi	9-6
Quan Charleston	20-4
Marshall Clark	22-8
DJ Coleman	29-17
Zerrick Cooper	29-29
Jack Dawson	2-1
Jacob Dennison	1-0
Ahmad Edwards	18-2
Malik Feaster	30-16
Kolbi Fuqua	6-6
Lemuel Gordon	5-3
Tylan Grable	18-3
AC Graham	2-0
Casey Grigley II	2-0
Yul Gowdy	30-28
Laletia Hale	5-1
Chris Hardie	6-1
Nicario Harper	6-5
Jeremiah Harris	28-4
Braydon Hill	6-1
Cam Hill	20-11
Kyle Holt	12-2
Phillip Hopkins	16-1
Nahum Horton	11-0
Pat Jackson	5-0
Jamari Jemison	4-2
Jacob Jenkins	4-0
Darius Joiner	24-5
Robert Johnson	6-4
Jayson Jones	5-1
Alen Karajic	6-6
Jackson Luttrell	15-2
Logan McVay	31-3
PJ Mixon	16-15
Cade Nayadley	2-0
Anthony Nesby	14-1
Jacquez Payton	30-20
Thomas Peterson	6-6
Mike Pettway	2-1
Hudson Petty	5-1
Cole Porch	1-0
Jamias Presley	17-0
Demarco Price	1-0
Dave Russell III	18-6
Josh Samuel	6-4
Ricky Samuel	4-1
Umstead Sanders	6-6
Ye'Majesty Sanders	19-13
Jared Scott	6-1
Michael Shaddix	30-22
Tyrese Slocum	28-8
George Steele	20-1
Jaylen Swain	6-0
Bryce Troutt	1-0
Drew Tejchman	2-0
Stevonte Tullis	28-0
Zion Webb	21-2
Josh Wegener	6-3
Tristan Wells	6-0
Dacorrion West	14-2
Uriah West	24-2
Zack Woodard	30-17

Record-breaking GPA

Even though COVID-19 pushed the Gamecocks off of the playing field and out of the classroom during the spring of 2020, it didn't push them from focusing on their academic work. JSU's campus shifted to a virtual model midway through the spring, but the Gamecocks boasted a program-record 3.209 GPA in the spring and a 3.012 for the 2019-20 academic year. The JSU Athletic Department held a department-wide GPA of 3.477 in the spring and a 3.310 for the 2019-20 year.

Cooper Chases Own TD Passes Record

Quarterback **Zerrick Cooper** threw 32 touchdown passes in 2018, breaking the school's single-season touchdown passes record, and he chased that record in 2019. Below are the top single-season performances in school history.

JSU Single-Season TD Pass Leaders

1. Zerrick Cooper, 2018	32
2. Zerrick Cooper, 2019	28
3. Ryan Perrilloux, 2009	23
4. Ed Lett, 1982	22
5. Eli Jenkins, 2015	21

Cooper Chases Own

JSU Single-Season Passing Record

Quarterback **Zerrick Cooper** threw for 3,416 passing yards in 2018, the most in a season in JSU history, breaking **Montressa Kirby's** school record of 2,817 yards in 1997. It also made him the first player in school history to pass for 3,000 yards in a season. In 2019, he posted the second 3,000-yard season in school history and was just 12 yards away from his own record with 3,093. Here are JSU's Top five single-season passing totals:

Player Year Passing Yds.

1. Zerrick Cooper	2018	3,416
2. Zerrick Cooper	2019	3,404
3. Montressa Kirby	1997	2,817
4. Eli Jenkins	2015	2,788
5. Ed Lett	1982	2,484

Zerrick Tosses 3 TDS In 5-Straight Games

Junior Quarterback **Zerrick Cooper** threw three touchdown passes in five consecutive games against Eastern Washington on Sept. 14, North Alabama on Sept. 21, Austin Peay on Sept. 28, Tennessee State on Oct. 5 and at Eastern Illinois on Oct. 12. He becomes the first Gamecock to ever accomplish that feat one week after becoming the first to throw three touchdowns in four-straight games in 10 years. **Ryan Perrilloux** was the last JSU player to throw at least three TDs in four-straight games: at Murray State on Oct. 10, 2009 (3); vs UT Martin on Oct. 3, 2009 (4); at Nicholls State on Sept. 26, 2009 (4); at Alabama A&M on Sept. 19, 2009 (3).

Cooper Among Nation's Best Passers in 2019

In 2019, JSU quarterback **Zerrick Cooper** was among the best passers in the nation in several categories:

Category	Cooper	FCS Rank
Total Offense	310.3	7th
Pts Responsible For	204	11th
Pass Yds/Game	283.7	13th
Pass TDs	28	13th
Pass Yds	3,404	14th

Home Field Streak Snapped

Jacksonville State had won 32-straight regular season games at Burgess-Snow Field before falling to Southeast Missouri on Oct. 19, 2019. It was JSU's first home loss in the regular season since a Oct. 12, 2013 loss to #23 Tennessee State. **John Grass** is 31-2 at home during the regular season since taking over as head coach in 2014.

Cooper Eyeing OVC TD Passes Leaders

In just his third season at JSU, senior quarterback **Zerrick Cooper** is seventh in career touchdown passes in OVC history. He needs just four more to tie for sixth on the list:

YEARS	PLAYER	TD'S
2010-13	Jimmy Garoppolo (EIU)	118
1999-02	Tony Romo (EIU)	85
2012-16	KD Humphries (Murray State)	73
2009-12	Casey Brockman (Murray State)	71
2009-12	Derek Carr (UT Martin)	69
2011-14	Michael German (Tenn. State)	65
2018-19	Zerrick Cooper (Jacksonville St)	61
1997-99	Leon Murray (Murray State)	56
1987-90	Chris Swartz (Morehead State)	55
2012-15	Jarod Neal (UT Martin)	53

Gamecocks Dominating the OVC Under Grass

In order to win five-straight outright Ohio Valley Conference championships, Jacksonville State had to put together quite the stretch of dominant play against league foes. JSU became the first team to post four-straight unbeaten seasons in OVC play, going 8-0 in 2014, 8-0 in 2015, 7-0 in 2016 and 8-0 in 2017. The Gamecocks went 7-1 in 2018, suffering their first conference loss under **John Grass** and snapping a 36-game conference win streak that was the second-longest in FCS history. Under **Grass**, JSU is 43-6 in league play.

#4 EWU JSU's Highest Ranked Win Since 2002

When Jacksonville State pulled off an improbable comeback and a 49-45 win over No. 4 Eastern Washington on Sept. 14, 2019, it was the highest ranked opponent the Gamecocks have beaten since upending No. 3 Northwestern State on Nov. 9, 2002.

Coop Getting JSU Into the End Zone

Quarterback **Zerrick Cooper** accounted for four touchdowns in back-to-back games against Chattanooga and Eastern Washington in 2019, the first Gamecock to do so since **Ryan Perrilloux** on Sept. 19 and Sept. 26, 2009 – 10 years prior. **Cooper** threw for two and ran for two against Chattanooga on Sept. 7 and the threw for three and ran for one against Eastern Washington on Sept. 14.

Comeback vs EWU Is

JSU's Biggest Since Ole Miss in 2010

When Jacksonville State erased a 21-point deficit and pulled off a thrilling 49-45 win over No. 4 Eastern Washington on Sept. 14, 2019, it marked the largest comeback by a JSU team since the 2010 season opener. That day saw JSU overcome a 31-10 Ole Miss lead and come away with a 49-48 win in double overtime.

Winning Is the Norm for JSU Football

With its 6-6 record in 2019, Jacksonville State secured its 17th-straight season with at least a .500 record. The streak of 17-straight seasons at .500 or better is the longest active streak in FCS football ahead of McNeese's streak of 14-straight. It is also the longest such stretch in school history. JSU had nine-straight winning seasons from 1970-1978. Since the modern era of JSU football began in 1947, Jax State has posted 47 winning seasons. Here's a list of FCS teams with active consecutive seasons at .500 or better:

Team	Streak	2020
Jacksonville State	17	5-1
McNeese State	14	1-2
Eastern Washington	12	1-1
North Dakota State	9	3-1
Sam Houston State	9	1-0

All Games on ESPN Platform Again

In 2019, JSU played all of its games on the ESPN family of networks for the first time in program history. Thanks to the Ohio Valley Conference's ESPN+ package that debuted in 2018, JSU played nine games on ESPN+ and three games on ESPN3 as the OVC Game of the Week.

This fall, all four games will be available on ESPN3 or ESPN+, while the Florida State game was carried on the ACC Network's Regional Sports Affiliates. All seven OVC games in the spring will be streamed on ESPN+.

Grass Among FCS' Winningest Coaches

JSU head coach **John Grass** currently has the fourth-highest career winning percentage of any active FCS head coach with at least 30 career games under his belt. **Grass'** .765 winning percentage (62-19) is the 12th-best among all Division I coaches with 50 or more games in Division I, but it's fourth among his peers at the FCS level. Here are the Top five active FCS coaches in career winning percentage:

Coch, Current School	Year	Career Record
1. Dale Lindsey, San Diego	8th	64-19 .771
2. John Grass, JSU	7th	63-19 .768
3. Brian Bohannon, KSU	6th	49-15 .766
4. Beau Baldwin, Cal Poly	10th	95-35 .731
5. K.C. Keeler, SHSU	27th	234-95 .711

Gamecocks Among

Winningest in FCS Since 2010

Since the start of the 2010 season, Jacksonville State is among the best in the FCS in wins and winning percentage. Below are the FCS' top teams since the start of the 2010 season by total wins:

Team	W	L	Pct.
North Dakota St.	139	14	.908
Sam Houston St.	100	37	.730
Eastern Wash.	97	35	.735
James Madison	97	30	.764
Jacksonville St.	96	35	.732
San Diego	86	30	.741
South Dakota State	85	45	.654
Bethune-Cookman	80	35	.696

Two Named To Senior Bowl Watch List

Two members of the JSU Football Team were named to the 2021 Reese's Senior Bowl Top 250 List. Quarterback **Zerrick Cooper** and tight end **Trae Barry** were on the list, half of the four players represented across the Ohio Valley Conference. JSU has had five players participate in the game: **Dieter Brock** (1974), **Jesse Baker** (1979), **Sean Richardson** (1994), **Siran Neal** (2018) and **BJ Autry** (2019).

The 72nd annual Reese's Senior Bowl will be played at South Alabama's Hancock Whitney Stadium in Mobile, Alabama on January 30, 2020.

Cooper's Record-Breaking Night at SLU

In JSU's 2019 season opener at Southeastern Louisiana, quarterback **Zerrick Cooper** threw the ball as much as anyone in school history. The Jonesboro, Ga., native completed a school-record 40 passes (eight more than his previous school record of 32 at Kennesaw State in 2018) on 52 attempts, tied for the second-most in a game in school history.

His 414 passing yards were just the fourth 400-yard game in school history and his second (417 at Kennesaw State in 2018).

Grass First To Win

5-Straight AFCA Region Honors

JSU head coach **John Grass** was named the AFCA Region Coach of the Year by his peers in 2018, the fifth-straight year that he received the honor. He earned the honor in each of his first five seasons as a college head coach and became the first FCS coach to win five-straight Region Coach of the Year honors. He tied two others for the second-most consecutive honors in the award's history across all divisions.

Grass was named the AFCA's National Coach of the Year in 2015, joining **Bill Burgess** (1992) as the only JSU coaches to win the national honor. He has been named the Roy Kidd OVC Coach of the Year three times (2014, 2015, 2016), becoming the first coach in league history to win that award outright in three-straight seasons.

Gamecocks Grab 6th-Straight All-OVC QB

When **Zerrick Cooper** was named the OVC's First Team All-Conference Quarterback in 2018, it made JSU the first team in conference history to have the First Team QB for five-straight seasons. **Eli Jenkins** won the honor from 2014-16, while **Bryant Horn** was the 2017 recipient. Cooper was the Second Team QB in 2019, making it six-straight years that the Gamecocks' signal caller has earned all-conference honors.

Cooper Chasing Career Records

Despite only playing two seasons prior to 2020, senior quarterback **Zerrick Cooper** is climbing the JSU career record books:

Category	Cooper	Rank
Total Offense/Game	284.8	1st
Pass Yds/Game	258.3	1st
Passing TDs	61	t-1st
TDs Responsible For	78	2nd
Total Offense	8,260	2nd
Passing Yards	7,491	2nd
Yds/Pass	8.00	5th
Pass Completion Pct.	.603	5th
Total Offense/Play	6.81	9th

Cooper Posts Two Of OVC's

Top Total Offense Seasons

In 2018, quarterback **Zerrick Cooper** accounted for 3,782 (3,416 passing and 366 rushing), the sixth-best single-season total in Ohio Valley Conference history. In 2019, he posted the seventh-best with 3,724 yards (3,404 passing and 320 rushing). Below are the Top 10 Total Offense campaigns in league history:

YEAR	PLAYER	YARDS
2013	Jimmy Garoppolo (Eastern Illinois)	5,112
2015	Eli Jenkins (Jacksonville State)	3,949
2015	KD Humphries (Murray State)	3,831
2012	Jimmy Garoppolo (Eastern Illinois)	3,823
2012	Casey Brockman (Murray State)	3,802
2018	Zerrick Cooper (Jacksonville St)	3,782
2019	Zerrick Cooper (Jacksonville St)	3,724
2014	KD Humphries (Murray State)	3,678
2004	Ray Nelson (Samford)	3,606
2011	Casey Brockman (Murray State)	3,487
1999	Justin Fuente (Murray State)	3,407

Cooper's 32 TDs in 2018

Rank Among OVC's Best

Zerrick Cooper threw 32 touchdown passes in 2018, his first season at JSU. That number destroyed the previous JSU record of 23 set by **Ryan Perrilloux** in 2009 and was the third-most in a season in OVC history. Below are the Top five single-season TD passing marks in OVC history:

YEAR	PLAYER	TD'S
2013	Jimmy Garoppolo (Eastern Illinois)	53
2002	Tony Romo (Eastern Illinois)	34
2018	Zerrick Cooper (Jacksonville State)	32
2012	Jimmy Garoppolo (Eastern Illinois)	31
2012	Derek Carr (UT Martin)	31

Cooper Rewrites

Single-Season Record Books In 2018

In his first season at JSU after transferring from Clemson following the 2017 campaign, **Zerrick Cooper** wasted no time in making a dent in the Gamecocks record books. His 2018 season could be the best in school history by a passer, and includes the school records for touchdown passes and passing yards. Here is where the Jonesboro, Ga., native ranked in JSU's single-season record books in 2018:

Category	Cooper	Rank
Passing Yards	3,416	1st
TD Passes	32	1st
Completions	251	1st
Total Offense/Game	290.9	1st
Passing Yds/Game	262.8	1st
Total Offense	3,782	2nd
Attempts	417	3rd

Gamecocks Gain 5,000 Yards, Again

The Jacksonville State offense gained 5,033 yards of total offense in 2019, the sixth-most in a season in school history and just the sixth 5,000-yard season in JSU history, all of which have come since 2013, when John Grass arrived on the staff. Below are the top five seasons in school history for total offense:

Year	Total Yards
1. 2015	7,613
2. 2013	6,637
3. 2018	6,465
4. 2014	6,129
5. 2016	5,209
6. 2019	5,033

Big Play Gamecocks

Jacksonville State has been putting up some big numbers on the scoreboard over the last 15 years and they've used big plays to make it happen. In 2015, the Gamecocks had 129 plays of 20-yards or more, including 51 rushing, 44 passing and 34 by kick returns, fumble returns and interceptions. In 2016, JSU had 83 plays of 20-yards or more, including 28 rushing, 31 passing and 24 by kick returns, fumble returns and interceptions. 2017 saw JSU with 69 plays of 20-yards or more, including 23 rushing, 24 passing and 19 by kick returns, fumble returns and interceptions. In 2018, JSU had 115 of those plays, 30 rushing, 65 passing and 20 returns. In 2019, JSU had 75 of those plays, 10 rushing, 51 passing and 13 returns. In 2020, the Gamecocks have 30 of those plays, 7 rushing, 18 passing and 5 returns.

Here's a year-by-year breakdown of plays 20 yards or longer since 2003:

Year	Rush	Pass	Kick/Fum/Int	TOTAL	Touchdowns
2003	29	18	22	69	14
2004	22	38	25	85	21
2005	20	20	22	62	11
2006	10	20	17	47	7
2007	13	24	36	73	9
2008	16	30	24	70	13
2009	12	35	29	76	25
2010	16	28	41	85	11
2011	13	21	24	58	13
2012	15	33	18	66	14
2013	31	39	35	105	19
2014	31	47	26	104	16
2015	51	44	34	129	31
2016	28	31	24	83	22
2017	23	24	19	66	18
2018	30	65	20	115	30
2019	10	51	13	75	15
2020	7	18	5	30	4

JSU Won Record 5th-straight OVC title In '18

With their 41-14 win over Tennessee State on Nov. 10, 2018, the Gamecocks wrapped up the 2018 title and became the first team in league history to win five in a row. All of those titles were outright conference titles. With their fourth-straight OVC title a year ago, Jacksonville State tied Middle Tennessee (1956-59), Tennessee Tech (1958-61) and Eastern Kentucky (1981-84) for the longest streak of consecutive titles in league history.

Cooper Has Record-Breaking Day vs KSU

Despite falling 60-52 in five overtimes at Kennesaw State on Nov. 17, 2018, quarterback **Zerrick Cooper** had quite the day in the JSU record books. The native of Jonesboro, Ga., became the school's single-season passing leader and broke the school record for touchdowns in a season, but he also made his mark in some other categories.

Here is what he did in the JSU single-game record book that day:

Category	Cooper	Rank
Passing Yds/Game	417	T2nd
Passing TDs/Game	4	T3rd
Completions/Game	32	1st
Pass Attempts/Game	52	2nd
Total Offense/Game	423	4th

JSU Wins 8th OVC Title

23rd Conference Championship

With its 41-14 win at Tennessee State on Nov. 10, 2018, Jacksonville State won its 23rd conference football championship in school history and the eighth OVC title in 16 years in the league. JSU also won the OVC title in 2003, 2004, 2011, 2014, 2015, 2016 and 2017. JSU also earned its 19th NCAA Playoff Appearance when the regular season concluded, which also marked the school's ninth appearance in the postseason since the Gamecocks joined the OVC in 2003. JSU has an all-time record of 21-18 in 38 NCAA playoff games.

JSU's Streak Second Longest in FCS History

The Gamecocks' 36-game OVC win streak that was snapped on Oct. 20, 2018 is the longest in OVC history and the second longest in FCS history. JSU passed EKU (26-straight OVC wins from 1992-95) for the OVC record, while Appalachian State (26-straight SoCon wins from 2007-10) were tied with EKU for the second-longest league streak in FCS history. Duquesne (39-straight Metro Atlantic wins from 1999-06) holds the FCS record. Below are all of the conference win streaks of at least 20 games in FCS history:

Team	League	Streak	When
Duquesne	Metro Atl	39	1999-2006
Jacksonville State	OVC	36	2013-2018
San Diego	Pioneer	35	2015-ACTIVE
Grambling State	SWAC	26	2015-2017
Eastern Kentucky	OVC	26	1992-1995
Appalachian State	Southern	26	2007-2010
Montana	Big Sky	25	1999-2002
South Carolina St	MEAC	21	2007-2010
James Madison	CAA	20	2014-2018
Pennsylvania	Ivy	20	2001-2004

Gamecocks Break Longest OVC Streak

JSU's 36-game win streak against OVC foes that ended on Oct. 20, 2018 is the longest by any OVC member in the league's history, breaking EKU's previous record of 26 from 1992-95. Below are the top 5 OVC streaks:

36	Jacksonville State (2013-2018)
26	Eastern Kentucky (1992-95)
22	Eastern Kentucky (1980-83)
19	Murray State (1995-97)
15	Middle Tennessee (1991-93)
15	Middle Tennessee (1956-58)

Gamecocks Streak of Six-Straight Playoff Appearances Snapped In 2019

The Gamecocks had appeared in the FCS Playoffs in six-straight seasons before failing to make the 2019 field and snapping the third-longest active streak in the nation. The Gamecocks were one of just three teams to make the playoffs in all six of those seasons. North Dakota State has the longest active streak at 16-straight, while South Dakota State is second with eight-straight appearances.

Six Gamecocks Named Preseason All-Americans

Jacksonville State has seen three of its own honored as Preseason All-Americans by multiple outlets over the summer. Senior quarterback **Zerrick Cooper**, senior tight end **Trae Barry** and junior defensive end **DJ Coleman** have each received multiple Preseason All-America mentions leading up to the 2020 season:

STATS Preseason All-Americans

2nd Team TE Trae Barry

HERO Sports Preseason All-Americans

3rd Team DE DJ Coleman

Phil Steele Preseason All-Americans

2nd Team QB Zerrick Cooper

2nd Team TE Trae Barry

Coop Tosses For 300 in First Game

In his Gamecock debut vs. North Carolina A&T in the 2018 season opener, quarterback **Zerrick Cooper** threw for 320 yards on 24-for-38 passing with two touchdowns. It was the 14th 300-yard passing game in JSU's Div. I history and was the 10th-most in a JSU Division I game. It was also the first 300-yard game since Oct. 31, 2015, when **Eli Jenkins** tossed for 324 against Eastern Kentucky. For his performance against a defense that was ranked fourth nationally the year before, **Cooper** earned the OVC Newcomer of the Week honor.

Holding Them Under 100

Opposing offenses have had a hard time running the ball against the Gamecocks defense the last several seasons. In 2017, JSU held eight of its 12 foes under 100 yards rushing, tying the 2016 team for the most in a single season in school history. In 2018, six of JSU's foes failed to hit the 100-yard mark, two were held under 100 in 2019 and three have failed to reach the 100-yard mark in 2020. **Eighteen of JSU's last 35 regular-season opponents have failed to reach the 100-yard mark, with nine of those gaining less than 50 yards on the ground.**

Gamecocks Have Made 19 NCAA Playoff Appearances

In 2018, Jacksonville State made its 19th NCAA playoff appearance, its sixth in a row and its ninth since 2003. The Gamecocks have earned the Ohio Valley Conference's automatic bid by clinching the regular-season title in 2003, 2004, 2014, 2015, 2016, 2017 and 2018. In 2016, the Gamecocks earned the No. 3 overall national seed to earn a first-round bye for the fourth time since 2010. JSU has an all-time record of 21-18 in 39 NCAA playoff games. JSU is 6-9 in 15 FCS playoff games, claiming two wins in 2013 when the team advanced to the FCS quarterfinals and was 3-1 in the 2015 postseason, advancing to the National Championship Game. The appearance in 2018 broke the school record for consecutive years in the postseason (five from 1988-92).

Gamecock 2019 All-Americans

Jacksonville State had three players that earned All-America honors for their play in 2019.

HERO Sports FCS All-America Team

1st Team LS - Josh Brady
2nd Team WR - Josh Pearson
2nd Team DB - Marlon Bridges

JSU On The Tube

Jacksonville State is 118-63 (.652) in televised games in its football history, including a 5-1 record in 2020. JSU played just 10 televised games before moving up from Division II after the 1992 National Championship, and is 109-60 in televised games at the Division I level.

Running Backs Have Familiar Face

The Gamecocks have the same coaches at every position except two this year, but there's one on the staff that has been around for a while. Assistant Head Coach/Offensive Coordinator and running backs coach **Jimmy Ogle** is in his 21st year on the JSU staff and his 20th-straight year coaching the JSU RBs.

JSU's John Grass' Unprecedented OVC Start

JSU's **John Grass** led his team to the OVC Championship in his first year as a collegiate head coach. In doing so he became just the fifth OVC coach to lead his team to the title in his first season as a head coach, joining Austin Peay's **Boots Donnelly** (1977), UT Martin's **Jason Simpson** (2006), Eastern Kentucky's **Dean Hood** (2008) and Eastern Illinois' **Dino Babers** (2012). He and **Babers** are the only two coaches to win OVC crowns in each of their first two seasons, and Grass is the first to win the OVC crown in each of his first three seasons, much less in each of his first five seasons.

Grass is the first coach in league and FCS history to go unbeaten in league play in his first two seasons and extended that to his first four years. He is 43-6 in OVC play as JSU's head man.

Did you Know?

Jacksonville State is the **ONLY** school in the history of **NCAA** competition - to win NCAA National Championships in baseball, men's basketball and football at the Division II level. The Gamecocks won the Div. II title in football (1992), basketball (1985) and baseball (1990, 1991). Before Florida's 2017 College World Series win, JSU was the lone school at either the Division I or Division II levels to achieve the feat.

Sharing the Wealth...

In 2020, a total of eight different Gamecocks have scored at least one of JSU's 19 TD's: **Zerrick Cooper** (5), **Josh Samuel** (3), **Uriah West** (3), **Dave Russell III** (2), **Quan Charleston** (1), **Pat Jackson** (1), **Kolbi Fuqua** (1) and **Nicario Harper** (1).

2016 LSU Crowd The Largest To See JSU Play

A crowd of 98,389 on Sept. 10, 2016 at LSU, was the largest crowd JSU has ever played in front of.

Top 15 Crowds to Watch Jax State

1. 98,389 at #21 LSU (Sept. 10, 2016)
2. 87,451 at #6 Auburn (Sept. 12, 2015)
3. 82,691 at Florida (Nov. 17, 2012)
4. 75,127 at #8 Michigan State (Aug. 29, 2014)
5. 71,420 at Florida State (Sept. 12, 2009)
6. 71,062 at Arkansas (Sept. 1, 2012)
7. 55,768 at Ole Miss (Sept. 4, 2010)
8. 54,098 at Kentucky (Oct. 22, 2011)
9. 50,161 at Georgia Tech (Sept. 9, 2017)
10. 47,456 at Mississippi State (Sept. 14, 2002)
11. 46,131 at Georgia Tech (Sept. 5, 2009)
12. 45,706 at Georgia Tech (Aug. 28, 2008)
13. 38,635 at Mississippi State (Oct. 14, 2006)
14. 34,712 at Kansas (Sept. 20, 2003)
15. 30,043 at South Florida (Sept. 2, 2000)

Gamecocks Running For 100

After JSU's 172 rushing yards vs. Tennessee State on March 7, the Gamecocks have now rushed for 100 yards in 74 of the 82 games since John Grass took over as head coach. JSU had run for 100 yards in 45-straight regular-season games vs. non-FBS foes until the 2018 season opener, with the last time it didn't reach the milestone coming vs. Tennessee State on Oct. 12, 2013.

Gamecock Captains By Game in 2020

FSU: Landon Rice

MERCER: Umstead Sanders

NORTH ALABAMA: Zack Woodard

FLORIDA INTERNATIONAL: Trae Barry

TENNESSEE TECH: Umstead Sanders, Logan McVay

TENNESSEE STATE: D.J. Coleman, Uriah West

The Flip of the Coin in 2020

Here is a game-by-game breakdown of the opening coin toss in 2020:

Game	Won	Decision	Result
Florida State	FSU	Deferred	JSU Received
MERCER	JSU	Deferred	JSU Kicked
North Alabama	JSU	Deferred	JSU Kicked
Florida International	FIU	Deferred	JSU Received
TENNESSEE TECH	JSU	Deferred	JSU Kicked
Tennessee State	JSU	Deferred	JSU Kicked

Gamecocks Run For More Than 3,000 Often

The Gamecock offense ran for 4,829 yards in 2015, the most in a season in school history. Before **John Grass** took over the reigns as offensive coordinator in 2013, JSU had five 3,000-yard rushing seasons in school history, while his offense has passed that mark in four of his five seasons on campus. Below are JSU's 3,000-yard rushing seasons:

Team	Rush Yds
1. 2015*	4,839
2. 1991	3,857
3. 1992	3,797
4. 2013*	3,604
5. 1988	3,496
6. 1989	3,477
7. 2014*	3,424
8. 1990	3,213
9. 2016*	3,007

Grass Off To A Hot Start

Jacksonville State head coach **John Grass** is off to a hot start in his collegiate head coaching career. The 1990 graduate of JSU is 63-19 through his first 82 games as the Gamecocks' head man, extending the best start by a head coach in JSU history. Here are the first 82 games of all of JSU's head coaches that coached at least 82 games:

Coach	1st year	1st 82 games
John Grass	2014	63-19
Jack Crowe	2000	43-39
Bill Burgess	1985	57-22-3
Don Salls	1946	55-21-6

30+ Points Equals a Win

Since 2000, Jax State is 106-12 when scoring 30 or more points in a game. JSU finished 8-0 in 2004 and won 16-straight games when scoring 30 or more points at one time before dropping a 37-35 loss to Furman in 2005. JSU is 66-3 at Burgess-Snow Field since joining the OVC when putting up 30-plus points. The Gamecocks had won their last 43 games with at least 30 points on the scoreboard before their 60-52, 5-overtime loss at Kennesaw State on Nov. 17.

Piling In the Snow

In a strange 2020/21 season where everyone faces limited capacity, the Gamecocks find themselves at the top of the FCS in attendance once again. Over eight home games in 2015, the Gamecocks ranked second in the FCS in attendance, averaging 20,598 fans at Burgess-Snow Field. In 2016, JSU ranked seventh in average attendance per game with 17,576 fans per game. In 2017, JSU ranked sixth in average attendance with 18,388 per game. In 2018, JSU was seventh in the FCS in average attendance. In 2019, the Gamecocks ranked ninth in average attendance.

Below are the Top 10 attendance averages this season in FCS:

School	Conference	Avg. Att.
1. Jacksonville St.	OVC	7,612
2. Missouri State	MVFC	5,489
3. Abilene Christian	Southland	4,787
4. North Alabama	Big South	4,632
5. Stephen F. Austin	Southland	4,431
6. North Dakota State	MVFC	3,525
7. North Dakota	MVFC	3,176
8. The Citadel	SoCon	3,081
9. Nicholls St.	Southland	2,318
10. Eastern Kentucky	OVC	2,857

Grass' Offense Like No Other in JSU History

When **John Grass** took over as the Gamecocks' offensive coordinator in 2013, no JSU team had ever gained 5,000 yards in a season. That year, his offense amassed a then-school-record 6,637 yards. In his first season as head coach in 2014, when he also called the offensive plays, JSU racked up 6,129 yards in just 12 games, a school-record 510.8 yards per game – 68.2 yards per game more than the previous record held by the 2004 squad.

In 2015, the Gamecocks racked up 7,613 yards, most in school history by 976 yards over the previous record of 6,637 set in 2013.

The 2016 team also surpassed the 5,000-yard mark, gaining 5,209 yards in just 12 games.

In 2018, the Gamecocks gained 6,465 yards to reach the 6,000-yard mark for just the fourth time in school history.

In 2019, JSU averaged 419 yards per game and gained 5,003 yards over its 12 games.

Grass Sets Record with 10 Regular-Season Wins in 2014; Matched Again in 2015, 2016 and 2017

First-year head coach **John Grass** finished the 2014 regular season with a 10-1 overall record to post the most wins by a JSU head coach in his debut season, passing the record of nine wins by **Bill Clark** (2013) and **Jim Fuller** (1977). **Fuller** finished with an 11-3 overall record, while **Clark** posted a 11-4 record in his inaugural season guiding the Gamecocks. Grass' team ended with a 10-2 record. **Grass** went 10-1 again in the 2015 regular season, with his only loss coming in overtime at #6 Auburn, the first time an FCS school has taken a ranked FBS foe into overtime. He then posted a 10-1 record in the 2016 regular season, with his only loss coming at LSU, while a loss to Georgia Tech was his only blemish in a 10-1 2017 regular season.

Gamecock 100-Yard Rushers Since 1995

Since moving to FCS in 1995, a total of 35 different Gamecocks have rushed for 100-yards or more in a game for a total of 136 times. Three current Gamecocks have a 100-yard game in his career. Here's a list of JSU's career 100-yard rushers currently on the 2020 team:

Current 100-yard Gamecock Rushers

163	Josh Samuel at FIU (Oct. 23, 2020)
116	Uriah West at FIU (Oct. 23, 2020)
106	Uriah West vs Tennessee Tech (Feb. 28, 2021)
100	Zion Webb at Eastern Kentucky (Oct. 6, 2018)

Career JSU 100-yard Rushing Games *Active player

- 19 - DaMarcus James
- 14 - Clay Green
- 13 - Troymaine Pope
- 12 - Eli Jenkins
- 9 - Roc Thomas, Rony Rogers
- 8 - Washaun Ealey
- 7 - Oscar Bonds
- 6 - Kory Chapman, Daniel Jackson
- 4 - Miles Jones, Josh Clemons
- 3 - Calvin Middleton
- 2 - *Uriah West, Roger Bell, Amel Jackson, Marcus Mitchell, Ryan Perrilloux, Jamal Young
- 1 - *Zion Webb, *Josh Samuel, Jaelen Greene, Darius Barksdale, Herman Bell, Michael Davies, Tywone Dyson, Brandon George, Bryant Horn, Carlow James, Cedric Johnson, Montressa Kirby, Christian LeMay, Maurice Mullins, Demetric Thomas, Gabe Walton

Comeback Gamecocks Keep on Winning

Jacksonville State has 47 come-from-behind wins since the start of the 2010 season and rallied for four come-from-behind wins in 2015. In 2016, JSU had three come-from-behind wins and two in 2017. In 2018, JSU had four come-from-behind wins and the Gamecocks had four in 2019 and three so far in 2020. Speaking of come-from-behind wins for the Gamecocks, 13 of those wins have occurred in the final 1:16 or less.

Working Overtime

Since the NCAA established a tiebreaker system in 1995, Jax State is 8-7 in overtime contests and has won eight of the last 11. The Gamecocks have won the coin toss 10 times and chosen to play defense all 10 times.

Date	Opponent	OTs	Game Winning Play	Score
11/16/96	NE Louisiana	2	29-yd FG	28-31
10/16/99	McNeese St.	2	12-yd Pass	36-39
10/13/01	SF Austin	2	8-yd Pass	37-44
10/4/03	Murray St.	1	20-yd Pass	17-23
10/28/06	at Tenn. Tech	1	17-yd Pass	17-10
9/4/10	at Ole Miss	2	30-yd Pass (2-pt Con)	49-48
9/23/10	at Georgia St.	1	2-yd Rush	34-27
10/20/12	vs #17 Tenn St	1	44-yd FG	31-28
9/14/13	vs #22 UNA	2	20-yd FG	21-18
9/21/13	at Georgia St.	1	2-yd Rush	32-26
9/28/13	vs Murray St.	1	2-pt conversion	34-35
9/6/14	at #13 Chattanooga	1	13-yd Rush	26-23
9/12/15	at #6 Auburn	1	4-yd rush	20-27
12/5/15	#7 Chattanooga	1	14-yd rush	41-35
11/17/18	at #2 Kennesaw St	5	13-yd rush	52-60

Sweet Home Jacksonville

"There's no place like home", the old saying goes and the Gamecocks can certainly attest to that. Since **JSU Stadium** opened in 1946, Jacksonville State has posted an incredible **288-103-8 (.732)** record at home. The stadium completed a \$47 million expansion in 2010. The new facility consists of seven stories, with the bottom four floors dedicated to nearly 400 dorm beds. The top three floors include 33 luxury skyboxes, a new press area, coaches booth, radio and television broadcast facilities, and a game management booth. The stadium now seats 24,000. New turf was installed just before the 2016 season and a new high-definition video board was debuted for the 2017 season

- JSU has the highest home winning percentage and the most wins in the OVC since joining the league in 2003.

Record (pct)	OVC Member School
83-18 (.822)	Jacksonville State
58-27 (.682)	UT Martin
61-30 (.670)	Eastern Kentucky
41-32 (.562)	Tennessee State
49-38 (.563)	Eastern Illinois
51-41 (.554)	Southeast Missouri
46-43 (.517)	Murray State
46-43 (.517)	Tennessee Tech
34-48 (.415)	Austin Peay

- The Gamecocks are 62-11 in their last 73 games at Burgess-Snow Field at JSU Stadium and 55-7 in their last 62 regular-season home games.

Gamecocks Gaining 300 Yards is The Norm

Since Jacksonville State joined the Ohio Valley Conference prior to the 2003 season, the JSU offense has rolled up some impressive offensive numbers. Since 2003, the Gamecocks have 107 games with at least 400 yards of total offense and 42 games with more than 500 yards. JSU set a school record with 655 yards of total offense against Austin Peay on Nov. 1, 2014. JSU had a school-record streak of 19-straight games with at least 400 yards of total offense snapped at Eastern Illinois on 11/7/15.

Year	300+	400+	500+	600+
2003	10	4	1	
2004	10	7	4	1
2005	10	1		
2006	7	2		
2007	5	2	1	
2008	8	7		
2009	10	6	2	
2010	9	3		
2011	9	5	1	1
2012	10	7	2	
2013	11	8	4	1
2014	11	11	6	4
2015	14	13	9	4
2016	12	7	4	
2017	9	4	1	
2018	13	12	6	2
2019	12	6	1	
2020	5	2		
TOTAL:	175	107	42	13

By comparison, here's the eight years prior to joining the OVC and since JSU joined the I-AA ranks:

Year	300+	400+	500+	600+
2002	6	1	0	0
2001	9	7	3	0
2000	6	1	0	0
1999	6	2	1	1
1998	7	2	0	0
1997	6	3	1	0
1996	4	0	0	0
1995	5	1	1	0
TOTAL:	49	17	6	1
FCS TOTAL:	224	124	48	14

Record Crowds Watching Gamecocks

Jax State has continued to draw large crowds last season, averaging 16,904 fans. JSU drew a school- and Ohio Valley Conference-record total of 164,781 fans to rank second nationally in average attendance in 2015. Since JSU expanded Burgess-Snow Field to its current 24,000-seat capacity in 2010, each of the last 10 seasons has been one of the top 10 in school history. Here are JSU's top attendance seasons:

Rank	Total (Games)	Average	Year
1.	164,781 (8)	20,598	2015
2.	123,030 (7)	17,576	2016
3.	110,695 (7)	15,841	2013
4.	110,328 (6)	18,388	2017
5.	103,977 (6)	17,329	2010
6.	117,800 (7)	16,829	2019
7.	101,421 (6)	16,904	2018
8.	93,439 (6)	15,573	2014
9.	86,128 (5)	17,226	2011
10.	80,032 (5)	16,006	2012

Nail-Biting Finishes

The Gamecocks have **recorded 23 wins** in the final 2:00 of the game since moving to Division I the 1993 season. Here's a breakdown of each game:

Oct. 20, 1994 JSU 32, Northeast Louisiana 28

0:29 - Jermelle Pruitt 10-yard rush

Nov. 11, 1995 - JSU 32, Western Illinois 27

0:00 - JeDarius Issac 42-yard pass to Patrick Plott

Sept. 13, 1997 - JSU 28, Sam Houston State 21

0:49 - Montressa Kirby 13-yard pass to Ronald Bonner

Sept. 26, 1998 - JSU 21, Nicholls State 20

0:03 - Montressa Kirby 13-yard pass to Ronald Bonner

Aug. 31, 2002 - JSU 20, Alabama A&M 17

0:01 - Steven Lee 41-yard Field goal

Sept. 29, 2002 - JSU 35, Tennessee Tech 29

0:28 - Kory Chapman 7-yard rush

Sept. 28, 2004 - JSU 30, Eastern Kentucky 23

0:31 - Maurice Mullins 3-yard pass to Jarvis Houston

Oct. 28, 2006 - JSU 17, Tennessee Tech 10 (OT)

OT - Matt Hardin 17-yard pass to Taurean Rhetta

Oct. 4, 2007 - JSU 27, Tennessee-Martin 24

1:46 - Cedric Johnson 8-yard pass to Taurean Rhetta

Nov. 15, 2008 - JSU 26, Tennessee State 21

0:13 - Calvin Middleton 1-yard rush

Sept. 4, 2010 - JSU 49, Ole Miss 48

2 OT - Coty Blanchard 30-yard pass to Kevyn Cooper

Coty Blanchard 2-point conversion pass to Calvin Middleton

Sept. 11, 2010 - JSU 21, UT Chattanooga 17

1:16 - Marques Ivory 72-yard pass to James Shaw

Sept. 23, 2010 - JSU 34, Georgia State 28

OT - Marques Ivory 2-yard rush

Nov. 13, 2010 - JSU 29, Southeast Missouri State 27

0:11 - Marques Ivory 17-yard pass to Alan Bonner

Sept. 1, 2011 - JSU 24, UT Martin 23

0:38 - Calvin Middleton 4-yard run

Sept. 8, 2012 - JSU 27, UT Chattanooga 24

0:00 - Griffin Thomas 37-yard field goal

Oct. 20, 2012 - JSU 31, Tennessee State 28

OT - Griffin Thomas 44-yard field goal

Sept. 14, 2013 - JSU 24, North Alabama 21

2 OT - Griffin Thomas 20-yard field goal

Sept. 21, 2013 - JSU 32, Georgia State 26

OT - DaMarcus James 2-yard run

Sept. 6, 2014 - JSU 26, Chattanooga 23

OT - Eli Jenkins 13-yard run

Dec. 5, 2015 - JSU 41, Chattanooga 35

OT - Eli Jenkins 14-yard run

Nov. 3, 2018 - JSU 21, UT Martin 14

0:29 - Zerrick Cooper 43-yard pass to Jamari Hester

Sept. 14, 2019 - JSU 49, Eastern Washington 45

0:59 - Michael Matthews 1-yard run

JSU IN THE POLLS

JSU IN THE FCS POLLS

Here is a look at Jacksonville State in the NCAA FCS football poll since 1995:

No. 24	October 17, 1995(TSN)
No. 24	October 24, 1995(TSN)
No. 22	October 26, 1998(TSN)
No. 22	November 2, 1998(TSN)
No. 24	November 9, 1998(TSN)
No. 24	November 16, 1998(TSN)
No. 25-t	September 25, 2001(CP)
No. 23	October 1, 2001(CP)
No. 20	October 8, 2001(CP)
No. 21	October 8, 2001(TSN)
No. 23	October 16, 2001(TSN)
No. 20	October 23, 2001(CP)
No. 22	October 23, 2001(TSN)
No. 24	Pre-season, 2002(TSN)
No. 24	August 24, 2002(TSN)
No. 24	September 1, 2002(TSN)
No. 24	September 8, 2002(TSN)
No. 20	November 10, 2003(CP)
No. 21	November 10, 2003(TSN)
No. 19	November 17, 2003(CP)
No. 19	November 17, 2003(CP)
No. 16	December 10, 2003(TSN)
No. 16	December 10, 2003(CP)
No. 22	September 27, 2004(TSN)
No. 15	October 4, 2004(TSN)
No. 16	October 4, 2004(CP)
No. 14	October 11, 2004(TSN)
No. 14	October 11, 2004(CP)
No. 12	October 18, 2004(TSN)
No. 12	October 18, 2004(CP)
No. 20	October 25, 2004(TSN)
No. 21	October 25, 2004(CP)
No. 15	November 1, 2004(TSN)
No. 16	November 1, 2004(CP)
No. 14	November 8, 2004(TSN)
No. 14	November 8, 2004(CP)
No. 14	November 15, 2004(TSN)
No. 14	November 15, 2004(CP)
No. 14	December 15, 2004(TSN)
No. 14	December 15, 2004(CP)
No. 20	Pre-season, 2005(TSN)
No. 21	September 5, 2005(TSN)
No. 21	September 5, 2005(CP)
No. 25	September 18, 2006(TSN)
No. 22	September 29, 2008(TSN)
No. 23	September 29, 2008(CP)
No. 18	October 6, 2008(CP)
No. 19	October 6, 2008(TSN)
No. 23	October 13, 2008(CP)
No. 23	October 13, 2008(TSN)
No. 20	October 20, 2008(CP)
No. 21	October 20, 2008(TSN)
No. 21	November 17, 2008(CP)
No. 24	November 17, 2008(TSN)
No. 22	December 24, 2008(CP)
No. 23	December 24, 2008(TSN)
No. 19	Preseason, 2009(CP)
No. 21	Preseason, 2009(TSN)
No. 21	September 7, 2009(CP)
No. 23	September 7, 2009(TSN)
No. 22	September 14, 2009(CP)
No. 24	September 14, 2009(TSN)
No. 21	September 21, 2009(CP)
No. 22	September 21, 2009(TSN)
No. 20	September 28, 2009(CP)
No. 20	September 28, 2009(TSN)
No. 18	October 5, 2009(CP)
No. 18	October 5, 2009(TSN)
No. 13	October 12, 2009(CP)
No. 12	October 12, 2009(TSN)
No. 12	October 19, 2009(CP)
No. 13	October 19, 2009(TSN)
No. 20	October 26, 2009(CP)
No. 22	October 26, 2009(TSN)
No. 15	November 1, 2009(CP)
No. 17	November 1, 2009(TSN)
No. 15	November 9, 2009(CP)
No. 17	November 9, 2009(TSN)
No. 15	November 16, 2009(CP)
No. 17	November 16, 2009(TSN)
No. 13	November 23, 2009(CP)

No. 14	November 23, 2009(TSN)
No. 16	December 21, 2009(CP)
No. 16	December 21, 2009(TSN)
No. 17	Preseason, 2010(CP)
No. 17	Preseason, 2010(TSN)
No. 6	September 6, 2010(CP)
No. 5	September 6, 2010(TSN)
No. 4	September 13, 2010(CP)
No. 4	September 13, 2010(TSN)
No. 4	September 20, 2010(CP)
No. 4	September 20, 2010(TSN)
No. 4	September 27, 2010(CP)
No. 4	September 27, 2010(TSN)
No. 3	October 4, 2010(CP)
No. 3	October 4, 2010(TSN)
No. 3	October 11, 2010(CP)
No. 3	October 11, 2010(TSN)
No. 3	October 18, 2010(CP)
No. 3	October 18, 2010(TSN)
No. 2	October 25, 2010(CP)
No. 2	October 25, 2010(TSN)
No. 2	November 1, 2010(CP)
No. 2	November 1, 2010(TSN)
No. 6	November 8, 2010(CP)
No. 6	November 8, 2010(TSN)
No. 4	November 15, 2010(CP)
No. 4	November 15, 2010(TSN)
No. 9	November 21, 2010(CP)
No. 8	November 21, 2010(TSN)
No. 12	January 10, 2011(CP)
No. 12	January 10, 2011(TSN)
No. 9	Preseason, 2011(TSN)
No. 9	Preseason, 2011(CP)
No. 10	September 5, 2011(TSN)
No. 10	September 6, 2011(CP)
No. 17	September 12, 2011(TSN)
No. 16	September 12, 2011(CP)
No. 16	September 19, 2011(TSN)
No. 15	September 19, 2011(CP)
No. 14	September 26, 2011(TSN)
No. 13	September 26, 2011(CP)
No. 12	October 3, 2011(TSN)
No. 12	October 3, 2011(CP)
No. 11	October 10, 2011(TSN)
No. 10	October 10, 2011(CP)
No. 10	October 17, 2011(TSN)
No. 8	October 17, 2011(CP)
No. 14	October 24, 2011(TSN)
No. 13	October 24, 2011(CP)
No. 18	October 31, 2011(TSN)
No. 18	October 31, 2011(CP)
No. 25	November 20, 2011(TSN)
No. 22	Preseason, 2012(TSN)
No. 24	September 3, 2012(TSN)
No. 24	September 11, 2012(TSN)
No. 24	September 17, 2012(TSN)
No. 24	October 7, 2013(TSN)
No. 24	October 7, 2013(CP)
No. 22	November 11, 2013(TSN)
No. 23	November 11, 2013(CP)
No. 20	November 24, 2013(TSN)
No. 21	November 25, 2013(CP)
No. 10	January 6, 2014(TSN)
No. 12	January 6, 2014(CP)
No. 6	Preseason, 2014(TSN)
No. 8	Preseason, 2014(CP)
No. 9	September 1, 2014(TSN)
No. 9	September 1, 2014(CP)
No. 9	September 7, 2014(TSN)
No. 8	September 7, 2014(CP)
No. 9	September 15, 2014(TSN)
No. 8	September 15, 2014(CP)
No. 8	September 22, 2014(TSN)
No. 8	September 22, 2014(CP)
No. 8	September 29, 2014(TSN)
No. 8	September 29, 2014(CP)
No. 8	October 6, 2014(TSN)
No. 8	October 6, 2014(CP)
No. 6	October 13, 2014(TSN)
No. 7	October 13, 2014(CP)
No. 6	October 20, 2014(TSN)
No. 7	October 20, 2014(CP)
No. 5	October 27, 2014(TSN)
No. 5	October 27, 2014(CP)
No. 4	November 3, 2014(TSN)

No. 4	November 3, 2014(CP)
No. 3	November 10, 2014(TSN)
No. 3	November 10, 2014(CP)
No. 4	November 17, 2014(TSN)
No. 3	November 17, 2014(CP)
No. 3	November 23, 2014(TSN)
No. 2	November 24, 2014(CP)
No. 9	January 12, 2015(TSN)
No. 9	January 12, 2015(CP)
No. 7	Preseason, 2015(TSN)
No. 9	Preseason, 2015(CP)
No. 5	September 7, 2015(TSN)
No. 6	September 7, 2015(CP)
No. 1	September 14, 2015(TSN)
No. 4	September 14, 2015(CP)
No. 1	September 21, 2015(TSN)
No. 3	September 21, 2015(CP)
No. 1	September 28, 2015(TSN)
No. 3	September 28, 2015(CP)
No. 1	October 5, 2015(TSN)
No. 3	October 5, 2015(CP)
No. 1	October 12, 2015(TSN)
No. 3	October 12, 2015(CP)
No. 1	October 19, 2015(TSN)
No. 2	October 19, 2015(CP)
No. 1	October 26, 2015(TSN)
No. 2	October 26, 2015(CP)
No. 1	November 2, 2015(TSN)
No. 1	November 2, 2015(CP)
No. 1	November 9, 2015(TSN)
No. 1	November 9, 2015(CP)
No. 1	November 16, 2015(TSN)
No. 1	November 16, 2015(CP)
No. 1	November 23, 2015(TSN)
No. 1	November 23, 2015(CP)
No. 2	January 11, 2016(TSN)
No. 2	January 12, 2016(CP)
No. 3	Preseason, 2016(TSN)
No. 3	Preseason, 2016(CP)
No. 5	September 5, 2016(TSN)
No. 5	September 5, 2016(CP)
No. 4	September 12, 2016(TSN)
No. 6	September 12, 2016(CP)
No. 3	September 19, 2016(TSN)
No. 4	September 19, 2016(CP)
No. 3	September 26, 2016(TSN)
No. 4	September 26, 2016(CP)
No. 3	October 3, 2016(TSN)
No. 4	October 3, 2016(CP)
No. 3	October 10, 2016(TSN)
No. 4	October 10, 2016(CP)
No. 2	October 17, 2016(TSN)
No. 2	October 17, 2016(CP)
No. 2	October 24, 2016(TSN)
No. 2	October 24, 2016(CP)
No. 2	October 31, 2016(TSN)
No. 2	October 31, 2016(CP)
No. 2	November 7, 2016(TSN)
No. 2	November 7, 2016(CP)
No. 2	November 14, 2016(TSN)
No. 2	November 14, 2016(CP)
No. 2	November 21, 2016(TSN)
No. 2	November 21, 2016(CP)
No. 7	January 9, 2017(TSN)
No. 6	January 9, 2017(CP)
No. 6	Preseason, 2017(TSN)
No. 5	Preseason, 2017(CP)
No. 5	September 4, 2017(TSN)
No. 5	September 4, 2017(CP)
No. 5	September 11, 2017(TSN)
No. 6	September 11, 2017(CP)
No. 5	September 18, 2017(TSN)
No. 7	September 18, 2017(CP)
No. 5	September 25, 2017(TSN)
No. 5	September 25, 2017(CP)
No. 4	October 2, 2017(TSN)
No. 4	October 2, 2017(CP)
No. 3	October 9, 2017(TSN)
No. 3	October 9, 2017(CP)
No. 3	October 16, 2017(TSN)
No. 3	October 16, 2017(CP)
No. 3	October 23, 2017(TSN)
No. 3	October 23, 2017(CP)
No. 3	October 30, 2017(TSN)
No. 3	October 30, 2017(CP)

No. 2	November 6, 2017(TSN)
No. 2	November 6, 2017(CP)
No. 2	November 13, 2017(TSN)
No. 2	November 13, 2017(CP)
No. 2	November 19, 2017(TSN)
No. 2	November 20, 2017(CP)
No. 10	January 8, 2018(TSN)
No. 9	January 8, 2018(CP)
No. 6	Preseason, 2018(TSN)
No. 6	Preseason, 2018(CP)
No. 12	September 3, 2018(TSN)
No. 13	September 3, 2018(CP)
No. 11	September 10, 2018(TSN)
No. 12	September 10, 2018(CP)
No. 9	September 17, 2018(TSN)
No. 10	September 17, 2018(CP)
No. 8	September 24, 2018(TSN)
No. 8	September 24, 2018(CP)
No. 8	October 1, 2018(TSN)
No. 8	October 1, 2018(CP)
No. 7	October 8, 2018(TSN)
No. 8	October 8, 2018(CP)
No. 4	October 15, 2018(TSN)
No. 5	October 15, 2018(CP)
No. 12	October 22, 2018(TSN)
No. 12	October 22, 2018(CP)
No. 10	October 29, 2018(TSN)
No. 10	October 29, 2018(CP)
No. 9	November 5, 2018(TSN)
No. 8	November 5, 2018(CP)
No. 7	November 12, 2018(TSN)
No. 6	November 12, 2018(CP)
No. 9	November 19, 2018(TSN)
No. 8	November 19, 2018(CP)
No. 13	January 7, 2019(TSN)
No. 10	January 7, 2019(CP)
No. 6	Preseason, 2019(TSN)
No. 6	Preseason, 2019(CP)
No. 17	September 1, 2019(TSN)
No. 18	September 1, 2019(CP)
No. 16	September 9, 2019(TSN)
No. 17	September 9, 2019(CP)
No. 13	September 16, 2019(TSN)
No. 10	September 16, 2019(CP)
No. 12	September 23, 2019(TSN)
No. 11	September 23, 2019(CP)
No. 20	September 30, 2019(TSN)
No. 21	September 30, 2019(CP)
No. 18	October 7, 2019(TSN)
No. 17	October 7, 2019(CP)
No. 14	October 14, 2019(TSN)
No. 16	October 14, 2019(CP)
No. 21	October 21, 2019(TSN)
No. 25	October 21, 2019(CP)
No. 18	October 28, 2019(TSN)
No. 22	October 28, 2019(CP)
No. 16	February 22, 2021(TSN)
No. 10	March 1, 2021(TSN)
No. 10	March 8, 2021(TSN)

TSN - The Sports Network - CP - Coaches Poll
STATS - STATS, Inc. Poll replaced TSN in 2015



Stopping the Run is Job No. 1 for Gamecocks

The Jacksonville State run defense has been exceptionally sturdy since the Gamecocks moved to Division I in 1995, but especially since joining the Ohio Valley Conference prior to the 2003 season. **JSU has held the opponents to 100-yards or less 90 times since moving to Division I in 1995.** As a matter of fact, Jax State has held at least one opponent to under 100 yards rushing every season as a Division I member except for 1997. The eight foes under 100 yards in 2017 tied the 2016 team for the most in one year, while JSU has held at least seven foes under 100 yards rushing in three of the past four years and has held four of the six opponents this season under 100 yards rushing. Of the Top 20 performances against the run in school history, 16 of them have come since **John Grass** became head coach in 2014.

The Gamecocks have held an OVC opponent to 100-yards or less 56 times. JSU held six Southland Football League opponents to 100-yards or less and 14 other times was against non-conference opponents. Here's a complete list of opponents held to 100-yards rushing or less since 1995:

Date	Opponent	Rush Att.	Rush Yds.	Rush Yards per Att.
9/22/18	Mississippi Valley State	24	-8	-0.3
11/4/17	*Murray State	28	-3	-0.11
11/5/16	*at Southeast Missouri	20	0	0.00
10/1/11	*at Murray State	26	11	0.42
9/30/95	Knoxville College	30	15	0.50
11/16/17	*Tennessee State	28	15	0.54
10/13/18	*Eastern Illinois	19	15	0.79
10/24/15	*at Austin Peay	27	17	0.60
10/6/18	*at Eastern Kentucky	28	20	0.71
9/27/08	*at Eastern Illinois	23	20	0.87
10/28/17	*Southeast Missouri	36	22	0.61
9/19/15	*Tennessee State	31	24	0.80
10/21/17	*at Eastern Illinois	23	28	1.22
9/23/17	#16 Liberty	27	31	1.15
10/27/18	at Murray State	19	31	1.63
10/20/07	*Tennessee Tech	27	35	1.30
8/25/18	vs. #14 North Carolina A&T	36	37	1.01
11/12/16	*at Murray State	38	40	1.05
9/17/16	Coastal Carolina	35	42	1.20
10/11/14	*at Tennessee State	33	43	1.30
9/30/06	*at Eastern Kentucky	24	43	1.79
9/24/16	at Liberty	36	44	1.22
12/7/13	at #6 McNeese State (NCAA 2nd Rd)	35	46	1.30
10/18/03	*at Tennessee State	32	47	1.47
11/11/17	*at UT Martin	30	48	1.60
9/24/05	*at Southeast Missouri	19	48	2.53
11/20/04	*Southeast Missouri	20	50	2.50
10/27/05	*Tennessee Tech	39	51	1.31
9/17/99	Union College	28	51	1.82
9/1/16	North Alabama	32	52	1.60
10/28/06	*at Tennessee Tech	28	52	1.86
10/23/04	*at Tennessee Tech	35	54	1.54
10/5/96	Middle Tennessee	45	55	1.22
10/29/16	*Eastern Illinois	33	56	1.70
10/4/08	*Southeast Missouri	32	56	1.75
10/14/17	*Eastern Kentucky	30	57	1.90
11/15/03	*Eastern Illinois	27	57	2.11
10/19/19	*Southeast Missouri	37	60	1.62
11/9/02	^ Northwestern State	26	60	2.31
9/27/03	*Eastern Kentucky	29	61	2.10
10/8/16	*Tennessee Tech	27	62	2.29
10/17/20	at North Alabama	30	63	2.10
9/26/15	*at UT Martin	22	64	2.90
10/24/09	*Eastern Illinois	35	65	1.86
10/10/09	*at Murray State	29	65	2.24
10/23/10	*Austin Peay	35	67	1.91
11/13/04	*at Eastern Illinois	26	67	2.58
10/6/01	^ at Samford	26	67	2.58
10/3/15	Mississippi Valley State	41	68	1.70
10/11/03	*UT Martin	28	69	2.46

Date	Opponent	Rush Att.	Rush Yds.	Rush Yards per Att.
9/9/95	West Georgia	21	71	3.38
10/23/20	at Florida International	24	72	3.00
9/20/08	at Chattanooga	22	72	3.27
11/12/05	*at Samford	22	73	3.32
9/6/14	at #13 Chattanooga	41	73	1.78
2/28/21	vs. #23 Tennessee Tech	30	75	2.50
8/26/17	vs. #12 Chattanooga	25	76	3.01
11/11/95	Western Illinois	38	78	2.05
10/9/04	*at UT Martin	27	78	2.89
9/12/09	at Florida State	26	78	3.00
10/4/03	*at Murray State	27	79	2.93
11/8/03	*at Samford	21	79	3.76
3/7/21	*at Tennessee State	31	80	2.58
10/17/98	^ Samford	34	81	2.38
10/22/16	*at Eastern Kentucky	30	81	2.70
10/1/05	*Eastern Kentucky	28	82	2.93
10/5/06	*Murray State	24	82	3.42
11/22/03	*at Southeast Missouri	32	83	2.59
9/18/04	at Chattanooga	36	84	2.33
9/4/04	Emporia State	32	86	2.69
11/19/11	*at Tennessee State	25	87	3.48
10/31/15	*#13 Eastern Kentucky	30	88	2.90
11/21/15	*Murray State	37	88	2.40
11/14/98	^ at Southwest Texas	29	88	3.03
9/19/98	Middle Tennessee	42	89	2.12
10/9/10	*at UT Martin	28	89	3.18
11/18/06	*at Eastern Illinois	37	92	2.49
11/14/15	*Southeast Missouri	36	93	2.58
11/30/13	Samford (NCAA First Round)	35	93	2.70
11/8/08	*at Tennessee Tech	31	94	3.03
10/15/11	*at Austin Peay	30	94	3.13
9/21/19	North Alabama	27	95	3.52
10/6/12	*at Tennessee Tech	24	95	4.00
11/3/18	*UT Martin	29	96	3.31
9/28/14	*at Murray State	27	98	3.60
9/26/09	at Nicholls State	37	98	2.65
10/5/02	^ Samford	26	98	3.77
9/16/06	*Southeast Missouri	34	98	2.88
10/1/98	^ Stephen F. Austin	28	99	3.54
11/8/14	*at #15 Eastern Kentucky	35	100	3.50

* - Ohio Valley Conference Game ^ - Southland Football League Game

JSU ROSTER

No.	Name	Pos.	Ht.	Wt.	Cl.	Hometown/Previous School	No.	Name	Pos.	Ht.	Wt.	Cl.	Hometown/Previous School
0	Jamari Jemison	CB	5-10	160	FR	Birmingham, Ala./Minor HS	61	Jackson Hall	OL	6-1	297	R-FR	Decatur, Ala./Decatur HS
1	Jared Scott	WR	6-6	225	SR	Oak Park, Ill./Prairie View A&M	64	Cade Nayadley	OL	6-4	285	R-FR	Ringgold, Ga./Ringgold HS
1	Nicario Harper	SAF	6-1	180	R-SO	Atlanta, Ga./Southern Miss	65	Michael Shaddix	OL	6-4	295	R-JR	Fort Payne, Ala./Fort Payne HS
2	PJ Wells	WR	6-3	190	R-FR	Rainbow City, Ala./Westbrook Chr HS	69	Treylen Brown	OL	6-3	315	R-FR	Spartanburg, S.C./Fork Union (Va.) Mil.
2	DJ Coleman	DE	6-6	245	JR	Atlanta, Ga./South Atlanta HS	70	Tylan Grable	OL	6-7	260	R-SO	Gordon, Ga./Wilkinson County HS
3	Pat Jackson	RB	5-9	220	JR	Columbus, Miss./Mississippi Delta CC	72	Drew Padgett	OL	6-7	295	FR	Birmingham, Ala./Oak Mountain HS
3	Marshall Clark	LB	6-0	210	R-SO	Munford, Ala./Munford HS	73	Will O'Steen	OL	6-4	260	FR	White Plains, Ala./White Plains HS
4	Trae Barry	TE	6-7	245	SR	Summerville, Ala./Spanish Fort HS	74	Jacob Dennison	OL	6-6	305	FR	Lexington, Ohio/Lexington HS
4	Lemuel Gordon	DE	6-3	288	R-FR	Montgomery, Ala./Carver HS	75	Ye'Majesty Sanders	OL	6-5	297	R-JR	Columbus, Ga./Spencer HS
5	Josh Samuel	RB	5-11	215	R-JR	Greenville, S.C./Western Kentucky	76	PJ Mixon	OL	6-4	290	R-JR	Montgomery, Ala./Western Kentucky
5	Yessman Green	CB	6-2	167	FR	Jacksonville, Ala./Jacksonville HS	78	Jasper Peacock	OL	6-3	270	FR	Mableton, Ga./Pebblebrook HS
6	George Steele	CB	5-10	180	R-SO	Trussville, Ala./Hewitt-Trussville HS	80	Dave Russell III	WR	6-0	203	R-SO	Oxford, Ala./Oxford HS
7	Yul Gowdy	QB	5-9	178	R-JR	Birmingham, Ala./Minor HS	81	Keishon Jackson	WR	6-4	195	FR	Dallas, Ga./Paulding County HS
7	Chance Newman	QB	6-2	215	R-SO	Daphne, Ala./VMI	81	Justin Berry	WR	6-1	170	FR	Anniston, Ala./Wellborn HS
8	Aaron Graham	QB	6-2	165	R-FR	Sandy Springs, Ga./Riverwood HS	82	Braydon Hill	TE	6-4	225	R-FR	Hokes Bluff, Ala./Hokes Bluff HS
8	Markail Benton	LB	6-2	235	R-JR	Phenix City, Ala./Alabama	83	Craig Kinsey	WR	6-1	190	SO	Abbeville, Ala./Abbeville HS
9	Ahmad Edwards	WR	6-1	185	R-SO	Alabaster, Ala./Thompson HS	84	Jacob Jenkins	TE	6-3	220	FR	Birmingham, Ala./Spain Park HS
9	Darius Joiner	SAF	6-2	200	R-JR	Roanoke, Ala./Handley HS	85	Martavious Hollifield	WR	6-0	184	SO	Hoover, Ala./Hoover HS
10	Zion Webb	QB	6-0	200	R-JR	Phenix City, Ala./Central HS	86	Logan McVay	WR	5-10	202	R-JR	Demopolis, Ala./Demopolis HS
10	Jacquez Payton	CB	6-1	176	R-JR	Georgiana, Ala./Georgiana HS	87	Jack Dawson	P	6-3	185	FR	Sylvania Waters, Australia/Troy
11	Jayson Jones	WR	5-11	180	FR	Birmingham, Ala./Center Point HS	87	Matthew Shaddix	WR	6-1	180	FR	Fort Payne, Ala./Fort Payne HS
11	Marco Baker	CB	6-1	175	FR	Terry, Miss./Terry HS	88	Gage Harcrow	TE	6-5	215	FR	Heflin, Ala./Clebourn County HS
12	Isaiah Montgomery	WR	6-0	207	R-Fr.	Atlanta, Ga./Tennessee	89	Bryce Trout	K/P	5-11	175	FR	Alpharetta, Ga./Alpharetta HS
12	Umstead Sanders	LB	6-2	247	R-SR	Port St. Joe, Fla./University of Florida	89	Diceson Duck	WR	6-0	175	R-FR	Pell City, Ala./Pell City HS
13	Mike Pettway	WR	5-10	170	R-FR	Alabaster, Ala./Washington State	91	Chris Hardie	DL	6-2	260	R-FR	Vincent, Ala./Vincent HS
14	Jeremiah Harris	SAF	5-10	180	R-JR	Shorterville, Ala./Abbeville HS	92	Jackson Luttrell	DL	6-3	280	SO	Rainbow City, Ala./Westbrook Christian HS
14	Shariif Brown	QB	6-3	220	R-SO	Stockbridge, Ga./Hutchinson (Kan.) CC	93	Dacorrion West	DL	6-3	325	SO	Columbus, Ga./Carver HS
15	Jamias Presley	CB	5-10	170	R-SO	Opelika, Ala./Opelika HS	94	Cole Porch	K/P	6-0	200	FR	Sylacauga, Ala./Sylacauga HS
16	Laletia Hale, Jr.	LB	6-0	210	R-FR	Montgomery, Ala./Carver HS	95	Robert Johnson	DL	6-0	280	FR	Carrollton, Ga./Carrollton HS
17	Kam White	WR	6-1	190	R-SO	Rome, Ga./Coosa HS	99	Anthony Nesby	DL	6-1	315	R-SO	Atlanta, Ga./South Atlanta HS
18	Malik Feaster	CB	6-0	185	JR	Toccoa, Ga./Stephens County HS							
18	Cade Meeks	WR	6-2	180	FR	Ooltewah, Tenn./East Hamilton HS							
19	Quan Charleston	WR	6-0	198	R-JR	Linden, Ala./Linden HS							
20	Uriah West	RB	6-0	225	JR	Douglasville, Ga./Douglas County HS							
21	Demarco Price	CB	5-10	173	R-SO	Douglasville, Ga./Douglas County HS							
22	Taj Stewart	LB	6-4	247	R-SR	Marietta, Ga./South Alabama							
23	Kolbi Fuqua	SAF	6-3	212	R-SO	Cordova, Ala./Auburn University							
24	Zack Woodard	LB	6-1	235	R-JR	Thomasville, Ala./Thomasville HS							
24	Darrian Meads	RB	5-10	200	FR	Hokes Bluff, Ala./Hokes Bluff HS							
26	Rontarius Wiggins	RB	5-11	170	FR	Jacksonville, Ala./Jacksonville HS							
27	Kaleb Jones	RB	6-0	190	FR	Collinsville, Ala./Collinsville HS							
27	Robert Edwards	CB	6-0	170	JR	Forestville, Md./Dodge City (Kan.) CC							
28	Stevonte Tullis	LB	6-0	205	R-JR	Dothan, Ala./Ashford HS							
28	CJ Felder	RB	5-8	185	R-FR	Hiram, Ala./Hiram HS							
29	Josh Richard	WR	5-9	161	FR	Gadsden, Ala./Gadsden City HS							
30	Jaylen Swain	DE	5-10	235	FR	Oxford, Ala./Oxford HS							
31	Hudson Petty	SAF	6-1	200	R-FR	Whitwell, Tenn./Whitwell HS							
32	Drew Tejchman	SAF	5-11	195	R-JR	Acworth, Ga./UNLV							
34	Jaivian Willis	DB	6-0	190	R-FR	Pleasant Grove, Ala./Pleasant Grove HS							
35	Ricky Samuel	DL	6-3	300	R-FR	Brewton, Ala./Troy University							
36	Deco Wilson	SAF	6-1	195	FR	Talladega, Ala./Talladega HS							
37	Phillip Hopkins	DE	6-2	245	SO	Montgomery, Ala./Robert E. Lee HS							
38	Tristan Wells	LB	5-10	212	R-FR	Talladega, Ala./Talladega HS							
39	Kyle Holt	DE	6-3	255	SO	Mableton, Ga./Whitefield Academy							
40	Ashton Gullledge	DB	5-11	186	FR	Hokes Bluff, Ala./Hokes Bluff HS							
41	Markeyce Troutman	DE	6-4	230	R-SO	Butler, Ga./Taylor County HS							
42	Branson Hall	LB	6-2	220	FR	Marietta, Ga./Kell HS							
43	Thomas Peterson	LS	6-4	245	R-FR	Mequon, Wis./Northern Illinois							
44	Corey Lee	DB	5-11	185	JR	Pinson, Ala./Dodge City (Kan.) CC							
46	Crawford Doyle	SAF	5-10	185	R-FR	Homewood, Ala./Homewood HS							
47	Alen Karajic	K	6-5	205	FR	Ooltewah, Tenn./East Hamilton HS							
47	John Chisem	DB	5-9	160	JR	Pleasant Grove, Ala./Pleasant Grove HS							
48	Luke Jackson	DB	5-11	175	R-FR	Jacksonville, Ala./Jacksonville HS							
50	Javarius Hoskins	DE	6-4	260	FR	Tuscaloosa, Ala./Paul Bryant HS							
52	Josh Wegener	OL	6-3	305	R-JR	Algona, Iowa/Nebraska							
55	Nahum Horton	DL	6-3	295	R-SR	Centre, Ala./Cherokee County HS							
56	Cam Hill	OL	6-1	305	JR	Montgomery, Ala./Robert E. Lee HS							
58	Tyrese Slocum, Jr.	OL	6-4	295	R-JR	Memphis, Tenn./Ridgeway HS							
60	Zack Cangelosi	OL	6-3	290	R-JR	Harvest, Ala./Sparkman HS							

Coaching Staff

Position	Name	In-Game
Head Coach	John Grass	Sidelines
Assistant Head Coach/OC/RBs	Jimmy Ogle	Press Box
Associate Head Coach/DC/Safeties	Kelvin Sigler	Press Box
Linebackers	Josh Linam	Sidelines
Defensive Line	Greg Stewart	Sidelines
Passing Coord./Offensive Line	Kevin Revis	Sidelines
Outside LBs/Special Teams Coord.	Maxwell Thurmond	Sidelines
Pass Defense Coord./Cornerbacks	Owen Kilgore	Sidelines
Tight Ends/Recruiting Coordinator	J.R. Sandlin	Sidelines
Passing Coord./Wide Receivers	Cody Wells	Press box
Quarterbacks	Tyler Allen	Sidelines

JSU Pronunciation Guide

0-ju-MARR-ee Jemison	32-Drew TECH-munn
1-nuh-CAR-ee-oh Harper	36-DEE-coe Wilson
4-LEMM-yoo-ell Gordon	41-mar-KEESE Troutman
7-YOOL GOW-dee	47-Allen kuh-RAH-jick
8-mar-KAIL Benton	50-juh-VARE-ee-us Hoskins
9-uh-MODD Edwards	52-Josh WEGG-uh-nerr
10-ZYE-ohn Webb	55-NAY-humm Horton
12-UMM-sted Sanders	58-Tyrese SLOW-cumm
13-YESS-mun Green	60-Zack can-juh-LOW-see
15-juh-MYE-us Presley	64-Cade nay-ADD-lee
16-luh-LAY-tee-uh Hale	70-TIE-lunn GRAY-bull
18-muh-LEEK Feaster	75-yuh-MAJ-uh-stee Sanders
19-QUONN Charleston	81-KEY-shonn Jackson
20-you-RYE-uh West	92-Jackson LUTT-trell
23-Kolbi FOO-quay	93-duh-CORR-ee-on West
24-DARE-ee-unn Meads	Head Coach John GRAHSS
28-stuh-VONN-tay Tullis	

Jacksonville State vs. UT Martin Depth Chart • March 14, 2021

Jacksonville State Offense					
QB	10	Zion Webb	6-0	200	R-Jr.
	8	AC Graham	6-2	165	R-Fr.
LT	70	Tylan Grable	6-7	260	R-So.
	74	Jacob Dennison	6-6	305	Fr.
LG	56	Cam Hill	6-1	305	Jr.
	69	Treylen Brown	6-3	315	R-Fr.
C	60	Zack Cangelosi	6-3	290	R-Jr.
	58	Tyrese Slocum, Jr.	6-4	295	R-Fr.
RG	52	Josh Wegener	6-3	305	R-Jr.
	64	Cade Nayadley	6-4	285	R-Fr.
RT	65	Michael Shaddix	6-4	295	R-Jr.
	75	Ye'Majesty Sanders	6-5	297	R-Fr.
TE	4	Trae Barry	6-7	245	Sr.
	82	Braydon Hill	6-4	225	R-Fr.
RB	20	Uriah West	6-0	225	Jr.
	5	Josh Samuel	5-11	215	R-Jr.
WR	80	Dave Russell III	6-0	203	R-So.
	14	Jared Scott	6-6	225	Sr.
WR	86	Logan McVay	5-10	202	R-Jr.
	13	Mike Pettway	5-10	170	R-Fr.
WR	9	Ahmad Edwards	6-1	185	R-So.
	19	Quan Charleston	6-0	198	R-Fr.

Jacksonville State Defense					
BAN	2	DJ Coleman	6-6	245	Jr.
	30	Jaylen Swain	5-10	235	Fr.
NT	99	Anthony Nesby	6-1	315	R-So.
	95	Robert Johnson	6-0	280	Fr.
DT	4	Lemuel Gordon	6-3	288	R-Fr.
	92	Jackson Luttrell	6-3	280	So.
DE	12	Umstead Sanders	6-2	247	R-Sr.
	91	Chris Hardie	6-2	260	R-Fr.
NICK	23	Kolbi Fuqua	6-3	212	R-So.
	6	George Steele	5-10	180	R-So.
MLB	24	Zack Woodard	6-1	235	R-Jr.
	28	Stevonte Tullis	6-0	205	R-Jr.
OLB	3	Marshall Clark	6-0	210	R-So.
	8	Markail Benton	6-2	235	R-Jr.
CB	10	Jacquez Payton	6-1	176	R-Jr.
	15	Jamias Presley	5-10	170	R-So.
SS	14	Jeremiah Harris	5-10	180	R-Jr.
	32	Drew Teichman	5-11	195	R-Jr.
FS	1	Nicario Harper	6-1	180	R-So.
	31	Hudson Petty	6-1	200	R-Fr.
CB	0	Jamari Jemison	5-10	160	Fr.
	11	Marco Baker	6-1	175	Fr.

Jacksonville State Special Teams					
P	94	Cole Porch	6-0	200	Fr.
PK	47	Alen Karajic	6-5	205	Fr.
KO	47	Alen Karajic	6-5	205	Fr.
KOR	0	Jamari Jemison	5-10	160	Fr.
	13	Mike Pettway	5-10	170	R-Fr.
PR	11	Jayson Jones	5-11	180	Fr.
LS	43	Thomas Peterson	6-4	245	R-Fr.
HOLD	10	Zion Webb	6-0	200	R-Jr.

JSU Pronunciation Guide

0-ju-MARR-ee Jemison	47-Allen kuh-RAH-jick
1-nuh-CAR-ee-oh Harper	50-juh-VARE-ee-us Hoskins
4-LEMM-yoo-ell Gordon	52-Josh WEGG-uh-nerr
7-YOOL GOW-dee	55-NAY-humm Horton
8-mar-KAIL Benton	58-Tyrese SLOW-cumm
9-uh-MODD Edwards	60-Zack can-juh-LOW-see
10-ZYE-ohn Webb	64-Cade nay-ADD-lee
12-UMM-sted Sanders	70-TIE-lunn GRAY-bull
13-YESS-mun Green	75-yuh-MAJ-uh-stee Sanders
15-juh-MYE-us Presley	81-KEY-shonn Jackson
16-luh-LAY-tee-uh Hale	92-Jackson LUTT-trell
18-muh-LEEK Feaster	93-duh-CORR-ee-on West
19-QUONN Charleston	Head Coach John GRAHSS
20-you-RYE-uh West	
23-Kolbi FOO-quay	
24-DARE-ee-unnn Meads	
28-stuh-VONN-tay Tullis	
32-Drew TECH-munn	
36-DEE-coe Wilson	
41-mar-KEESE Troutman	

2020/21 STARTING LINEUPS

OFFENSE	TE	WR	LT	LG	C	RG	RT	QB	RB	WR	WR
at Florida State	Barry	Charleston	Mixon	C. Hill	Cangelosi	Shaddix	Y. Sanders	Cooper	U. West	D. Russell	L. Rice (TE)
Mercer	Rice	Charleston	Mixon	C. Hill	Cangelosi	Shaddix	Y. Sanders	Cooper	J. Samuel	D. Russell	McVay
at North Alabama	Barry	J. Scott	Grable	C. Hill	Cangelosi	Mixon	Shaddix	Cooper	J. Samuel	D. Russell	J. Jones
at FIU	Rice	Charleston	Mixon	C. Hill	Cangelosi	Shaddix	Wegener	Cooper	J. Samuel	D. Russell	McVay
Tennessee Tech	Barry	A. Edwards	Grable	C. Hill	Cangelosi	Wegener	Shaddix	Webb	J. Samuel	D. Russell	McVay
at Tennessee State	B. Hill	A. Edwards	Grable	C. Hill	Cangelosi	Wegener	Shaddix	Webb	U. West	D. Russell	Pettway
at UT Martin	-	-	-	-	-	-	-	-	-	-	-
Southeast Missouri	-	-	-	-	-	-	-	-	-	-	-
Austin Peay	-	-	-	-	-	-	-	-	-	-	-
at Eastern Illinois	-	-	-	-	-	-	-	-	-	-	-
at Murray State	-	-	-	-	-	-	-	-	-	-	-

DEFENSE	DE	DL	DL	DE	NICK	MLB	WLB	CB	SAF	SAF	CB
at Florida State	Coleman	D. West	Luttrell	U. Sanders	Fuqua	Woodard	M. Clark	Gowdy	J. Harris	N. Harper	J. Payton
Mercer	Coleman	Gordon	R. Johnson	U. Sanders	Fuqua	L. Hale	M. Clark	Gowdy	H. Petty	D. Joiner	J. Payton
at North Alabama	Coleman	R. Samuel	R. Johnson	U. Sanders	Fuqua	Woodard	M. Clark	Gowdy	D. Joiner	N. Harper	J. Payton
at FIU	Coleman	R. Johnson	Hardie	U. Sanders	Fuqua	Woodard	M. Clark	Gowdy	D. Joiner	N. Harper	Feaster
Tennessee Tech	Coleman	R. Johnson	Gordon	U. Sanders	Fuqua	Woodard	M. Clark	Feaster	J. Harris	N. Harper	Jemison
at Tennessee State	Coleman	Nesby	Gordon	U. Sanders	Fuqua	Woodard	M. Clark	J. Payton	J. Harris	N. Harper	Jemison
at UT Martin	-	-	-	-	-	-	-	-	-	-	-
Southeast Missouri	-	-	-	-	-	-	-	-	-	-	-
Austin Peay	-	-	-	-	-	-	-	-	-	-	-
at Eastern Illinois	-	-	-	-	-	-	-	-	-	-	-
at Murray State	-	-	-	-	-	-	-	-	-	-	-

SEASON/CAREER GAMES STARTED

OFFENSE	20	19	18	17	TOT	CONS
4-Trae Barry, TE, Sr.	3	5	6	3	17	-
60-Zack Cangelosi, OL, R-Jr.	6	-	-	-	6	6
19-Quan Charleston, WR, R-Jr.	3	-	-	-	3	-
6-Zerrick Cooper, QB, R-Sr.	4	12	13	-	29	-
9-Ahmad Edwards, WR, R-So.	2	-	-	-	2	2
70-Tylan Grable, OL, R-Jr.	3	-	-	-	3	2
82-Braydon Hill, TE, R-Fr.	1	-	-	-	1	1
56-Cam Hill, OL, Jr.	6	5	-	-	11	9
11-Jayson Jones, WR, Fr.	1	-	-	-	1	-
86-Logan McVay, WR, Jr.	3	-	-	-	3	-
76-PJ Mixon, OL, R-Jr.	4	11	-	-	15	-
13-Mike Pettway, WR, Fr.	1	-	-	-	1	1
80-Dave Russell, WR, R-Jr.	6	-	-	-	6	6
5-Josh Samuel, RB, Jr.	4	-	-	-	4	-
75-Ye' Majesty Sanders, OL, R-Jr.	2	11	-	-	13	-
14-Jared Scott, WR, R-Sr.	1	-	-	-	1	-
65-Michael Shaddix, OL, R-Jr.	6	11	5	-	22	6
58-Tyrese Slocum, OL, R-Jr.	-	7	1	-	8	-
10-Zion Webb, QB, R-Jr.	2	-	-	-	2	2
53-Josh Wegener, OL, R-Jr.	3	-	-	-	3	3
20-Uriah West, RB, Jr.	2	-	-	-	2	1

DEFENSE	20	19	18	17	TOT	CONS
19-Marshall Clark, LB, R-So.	6	2	-	-	8	6
12-DJ Coleman, DE, Jr.	6	11	-	-	17	6
18-Malik Feaster, CB, Jr.	2	9	5	-	16	-
23-Kolbi Fuqua, SAF, So.	6	-	-	-	6	6
90-Lemuel Gordon, DL, R-Fr.	3	-	-	-	3	2
7-Yul Gowdy, CB, R-Jr.	4	12	12	-	28	-
14-Laletia Hale, LB, R-Fr.	1	-	-	-	1	-
91-Chris Hardie, DL, R-Fr.	1	-	-	-	1	-
1-Nicario Harper, SAF, R-So.	5	-	-	-	5	4
14-Jeremiah Harris, SAF, R-Jr.	3	1	-	-	4	2
39-Kyle Holt, DE, So.	-	2	-	-	2	-
37-Phillip Hopkins, DE, So.	-	1	-	-	1	-
0-Jamari Jemison, CB, Fr.	2	-	-	-	2	2
95-Robert Johnson, DL, Fr.	4	-	-	-	4	-
9-Darius Joiner, SAF, R-Jr.	3	-	2	-	5	-
92-Jackson Luttrell, DL, So.	1	1	-	-	2	-
99-Anthony Nesby, DL, R-So.	1	-	-	-	1	1
10-Jacquez Payton, CB, Jr.	4	-	12	6	22	1
31-Hudson Petty, SAF, R-Fr.	1	-	-	-	1	-
35-Ricky Samuel, DL, R-Fr.	1	-	-	-	1	-
12-Umstead Sanders, DE, Sr.	6	-	-	-	6	6
6-George Steele, CB, R-Jr.	-	1	-	-	1	-
93-Dacorrion West, DL, So.	1	1	-	-	2	-
24-Zack Woodard, LB, R-Jr.	5	12	-	-	17	4

JSU LONG PLAYS (20 YARDS OR MORE)

GAME	RUSH (7)	PASS (18)	RETURN (5)
at Florida State	Josh Samuel (20-TD)	Cooper to McVay (41) Cooper to Barry (29) Cooper to U. West (28)	
MERCER	Pat Jackson (28) Josh Samuel (21)	Cooper to Barry (38) Cooper to Barry (20)	Nicario Harper (FUM - 64 - TD) Yul Gowdy (KO - 40)
at North Alabama		Cooper to Barry (40) Cooper to Barry (32) Cooper to McVay (25) Cooper to Barry (23)	
at Florida International	Uriah West (33) Josh Samuel (21)	Cooper to Edwards (24) Cooper to Edwards (22) Webb to Samuel (21) Webb to West (21)	
vs Tennessee Tech	Uriah West (66)	Webb to Russell (42)	Mike Pettway (KR-35) Jamari Jemison (KR-22)
at Tennessee State	Josh Samuel (26)	Webb to West (54-TD) Webb to Pettway (30) Webb to Russell (29-TD) Webb to West (27)	Jamari Jemison (KR-25)

JAX STATE LONGEST PLAYS OF THE YEAR

Rush: 66, Uriah West vs Tennessee Tech (Feb. 28)
 Rushing Touchdown: 20, Josh Samuel at Florida State (Oct. 3)
 Pass: 54, Zion Webb to Uriah West at Tennessee State (March 7)
 Passing Touchdown: 54, Zion Webb to Uriah West at Tennessee State (March 7)
 Punt Return: 14, Jayson Jones vs Tennessee Tech (Feb. 28)
 Kick Return: 40, Yul Gowdy vs Mercer (Oct. 10)
 Interception: 13, Kolbi Fuqua at Florida State (Oct. 3)
 Fumble Return: 64, Nicario Harper vs Mercer (Oct. 10)
 Punt: 61, Preston Knight at Florida State (Oct. 3)
 Field Goal: 43, Alen Karajic vs Mercer (Oct. 10)

OPPONENT LONGEST PLAYS OF THE YEAR

Rush: 35, Devon Starling at Tennessee State (March 7)
 Rushing Touchdown: 15, La'Damian Webb at Florida State (Oct. 3)
 Pass: 58, Isaiah Green to Cam Wyche at Tennessee State (March 7)
 Passing TD: 58, Isaiah Green to Cam Wyche at Tennessee State (March 7)
 Punt Return: 39, B. Singleton at Florida International (Oct. 23)
 Kick Return: 100, Deondre Johnson vs Mercer (Oct. 10)
 Interception Return: 14, Seth Carlisle vs Tennessee Tech (Feb. 28)
 Fumble Return: 63, Christian Watson vs Tennessee Tech (Feb. 28)
 Punt: 69, T. Heatherly at Florida International (Oct. 23)
 Field Goal: 47, Antonio Zita at Tennessee State (March 7)

THE LAST TIME A JSU TEAM...

Had 20 or more first downs...at Tennessee State on March 7, 2021 (24)
Had 25 or more first downs...at Florida International on Oct. 23, 2020 (26)
Had 30 or more first downs...at Murray State on Oct. 27, 2018 (30)
Had 35 or more first downs...vs Austin Peay on Nov. 1, 2014 (36)
Had 500 yards rushing...vs. Charleston Southern on Dec. 11, 2015 (53-506/6 TD)
Had 400 yards rushing...vs. Charleston Southern on Dec. 11, 2015 (53-506/6 TD)
Had 300 yards rushing...at Eastern Kentucky on Oct. 6, 2018 (49-353/3 TD)
Had 70 or more rushing attempts...vs Jacksonville on Sept. 7, 2013 (70)
Had 65 or more rushing attempts...at Murray State on Sept. 27, 2014 (67-382)
Had 60 or more rushing attempts...vs. Sam Houston St on Dec. 19, 2015 (61-360/6 TD)
Had 50 or more rushing attempts...at Florida International on Oct. 23, 2020 (56-285/1 TD)
Had 7 or more rushing TD's...vs. Miss. Valley St. on Sept. 8, 2018 (8)
Had 6 or more rushing TD's...vs. Miss. Valley St. on Sept. 8, 2018 (8)
Had 5 or more rushing TD's...vs. Miss. Valley St. on Sept. 8, 2018 (8)
Had 4 or more rushing TD's...vs Chattanooga on Sept. 7, 2019 (4)
Had 450 yards passing...at Eastern Kentucky on Nov. 4, 2010 (465)
Had 400 yards passing...at Southeastern Louisiana on Aug. 29, 2019 (414)
Had 350 yards passing...at Tennessee Tech on Nov. 9, 2019 (352)
Had 300 yards passing...at Eastern Kentucky on Nov. 23, 2019 (311)
Had 50 pass attempts...vs Southeast Missouri on Oct. 19, 2019 (52)
Had 40 pass completions...at Southeastern Louisiana on Aug. 29, 2019 (40)
Had 30 pass completions...Eastern Kentucky on Nov. 23, 2019 (35)
Had 6 TD's passing...at UT Martin on Nov. 3, 2012 (6)
Had 5 TD's passing...at Eastern Kentucky on Oct. 6, 2018 (5)
Had 4 TD's passing...at Kennesaw State on Nov. 17, 2018 (4)
Had 3 TD's passing...at Tennessee State on March 7, 2021 (3)
Scored 70 points...vs. Miss. Valley St. on Sept. 8, 2018 (71)
Scored 60 points...vs. Miss. Valley St. on Sept. 8, 2018 (71)
Scored 50 points...at Kennesaw State on Nov. 17, 2018 (52)
Scored 40 points...vs Eastern Washington on Sept. 14, 2019 (49)
Scored 24 points in a quarter...vs Mercer on Oct. 10, 2020 (24 in 2nd quarter) won game 34-28
Scored 30 points in a quarter...vs Tennessee Tech on Oct. 25, 2014 (35 in 2nd quarter) won game 49-3
Had 90 total plays...at Kennesaw State on Nov. 17, 2018 (91)
Had 80 total plays...at Florida International on Oct. 23, 2020 (81)
Had 600 yards total offense...at Eastern Kentucky on Oct. 6, 2018 (637)
Had 350 yards total offense in a half...at Tennessee Tech on Nov. 9, 2019 (40-359 in second half)
Had 300 yards total offense in a half...at Tennessee Tech on Nov. 9, 2019 (40-359 in second half)
Had 300 yards total offense in each half...vs. Miss. Valley St. on Sept. 8, 2018 (40-324 in first half, 43-330 in second half)
Had 200 yards total offense in a quarter...vs Southeast Missouri on Oct. 19, 2019 (32-211 in fourth quarter - scored 14 points)
Did not commit a turnover...at Florida International on Oct. 23, 2020
Had 100 yard receiver...at North Alabama on Oct. 17, 2020 (Trae Barry, 5-104/0 TD)
Had 200 yard receiver...at UT Martin on Nov. 3, 2012 (Alan Bonner, 10-235/5 TD)
Had two 100 yard receivers...at Maine on Dec. 1, 2018 (Jamari Hester, 125 & Trae Barry, 102)
Had nine or more receivers catch a pass...at Tennessee State on March 7, 2021 (10)
Had 10 or more receivers catch a pass...at Tennessee State on March 7, 2021 (10)
Had a 100 yard rusher...vs Tennessee Tech on Feb. 28, 2021 (Uriah West, 8-106/1 TD)
Had two 100 yard rushers...at Florida International on Oct. 23, 2020 (Josh Samuel, 25-163/1 TD; Uriah West, 24-116/0 TD)
Had three 100 yard rushers...vs Jacksonville on Sept. 7, 2013 - Troymaine Pope (16-160); Miles Jones (20-138); Eli Jenkins (15-128); DaMarcus James (12-105)
Had four 100 yard rushers...vs Jacksonville on Sept. 7, 2013 - Troymaine Pope (16-160); Miles Jones (20-138); Eli Jenkins (15-128); DaMarcus James (12-105)
****NCAA RECORD**
Returned punt for a TD...at Liberty on Sept. 24, 2016 (Josh Barge, 75 yards)
Returned kickoff for a TD...at Austin Peay on Oct. 7, 2017 (De'Marcus Flowers, 87 yds)
Returned an INT for TD...at Florida State on Oct. 3, 2030 (Kolbi Fiqua, 13 yds in 1st QTR)
Returned Two INTs for TD...at Tennessee State on Nov. 10, 2018 (Jalen Choice, 54 yds in 4th QTR and Yul Gowdy, 15 yds in 4th QTR)
Returned Three INTs for TD...at Eastern Kentucky on Oct. 22, 2016 (Joel McCandless, 41 yds in 2nd QTR; Jaylen Hill, 60 yds in 2nd QTR; Reggie Hall, 88 yds in 4th QTR)
Returned fumble for TD...vs Mercer on Oct. 10, 2020 (Nicario Harper, 64 yards, 4th quarter)
Returned a blocked punt for TD...vs Georgia State on Sept. 17, 2011 (Clarence Jackson, 34 yards)
Returned a blocked field goal for TD...vs. Tennessee State on Nov. 15, 2008 (Andrew Ridgeway, 72 yds.)

Returned an INT for TD in consecutive games...vs UT Martin on Nov. 3, 2018 (Q uan Stoudemire, 10); at Tennessee State on Nov. 10, 2018 (Jalen Choice, 54)
Returned an INT for TD in THREE consecutive games...at Eastern Illinois, Nov. 18, 2006 (Kenny Brown, 83); at Alabama State on Sept. 1, 2007 (T.J. Heath, 18); vs Chattanooga on Sept. 8, 2007 (Drew Robinson, 45)
Returned an INT for TD in FOUR consecutive games...vs Samford on Nov. 11, 2006 (Craig Agee, 16); at Eastern Illinois, Nov. 18, 2006 (Kenny Brown, 83); at Alabama State on Sept. 1, 2007 (T.J. Heath, 18); vs Chattanooga on Sept. 8, 2007 (Drew Robinson, 45)
****NCAA RECORD**
Blocked a punt...vs Mercer on Oct. 10, 2020 (Jaylen Swain/2nd QTR)
Blocked TWO punts...at Murray State on Sept. 29, 2007 (Taurean Rhetta-2)
Faked a Punt...vs Murray State on Sept. 28, 2013 (2nd Quarter)
Did not Punt in game...at Southeast Missouri on Nov. 22, 2014
Blocked a field goal...vs Tennessee Tech on Feb. 28, 2021 (Umstead Sanders - 3rd Qtr)
Blocked two field goals...vs Southeast Missouri on Oct. 28, 2017 (Marlon Bridges and Randy Robinson - 2nd Quarter and 4th Quarter)
Blocked a PAT...at Maine on Dec. 1, 2018 (Randy Robinson)
Missed a PAT...vs North Alabama on Sept. 21, 2019 (Bryant Wallace)
Had a PAT blocked...at Murray State on Nov. 12, 2016
Scored on a Fake FG...vs Tennessee State on Oct. 21, 2006 (Taurean Rhetta, 24 yard run)
Had a punt blocked...vs. Coastal Carolina on Sept. 17, 2016 (2nd Quarter)
Had a field goal blocked...at Southeast Missouri on Oct. 20, 2018
Was held scoreless...at #7 Florida Nov. 17, 2012 (23-0)
Was held scoreless at JSU Stadium...vs Troy State Nov. 18, 2000 (28-0)
Held an opponent scoreless...vs. Miss. Valley St. on Sept. 8, 2018 (71-0)
Held an opponent scoreless at JSU Stadium...vs. Miss. Valley St. on Sept. 8, 2018 (71-0)
Held an opponent to 10 first downs...at Florida International on Oct. 23, 2020 (6)
Held an opponent to 300 yards total offense...at Tennessee State on March 7, 2021 (62-225)
Held an opponent to 200 yards total offense...at Florida International on Oct. 23, 2020 (43-156)
Held an opponent to 150 yards total offense...at Florida International on Oct. 23, 2020 (43-156)
Held an opponent to 100 yards total offense...vs Tenn State on Nov. 16, 2017 (50-97)
Held an opponent to 100 yards rushing...at Tennessee State on March 7, 2021 (31-80)
Held an opponent to 50 yards rushing...at Murray State on Oct. 27, 2018 (19-31)
Held an opponent to 0 yards rushing...vs. Miss. Valley St. on Sept. 8, 2018 (24-(-8))
Held an opponent to 100 yards passing...at Florida International on Oct. 23, 2020 (7-19-0 for 84 yards and 1 TD)
Held an opponent to 50 yards passing...vs Austin Peay on Nov. 1, 2014 (8-21-1 for 31 yards and 0 TD)
Forced 6 Turnovers...at #25 Tennessee State on Oct. 11, 2014 (4 INT/2FR)
Recovered 5 fumbles...West Georgia on Sept. 7, 1996 (5)
Recovered 4 fumbles...at Nicholls State on Sept. 21, 2002 (4)
Recovered 3 fumbles...vs. Tennessee State on Oct. 5, 2019 (3)
Intercepted 5 passes...at Eastern Kentucky on Oct. 22, 2016 (5)
Intercepted 4 passes...at Eastern Kentucky on Oct. 22, 2016 (5)
Held an opponent without a TD...vs. Miss. Valley St. on Sept. 8, 2018
Held an opponent without an offensive TD...vs. Miss. Valley St. on Sept. 8, 2018
Scored an offensive 2-point conversion...at Kennesaw State on Nov. 17, 2018 (Zerrick Cooper pass to Josh Pearson in 3rd OT)
Scored a defensive 2-point conversion...vs Southwest Texas State on Nov. 14, 1998
Had 10 or more penalties...at North Alabama on Oct. 17, 2020 (10-80)
Had 100 Penalty yards...vs Southeast Missouri on Oct. 19, 2019 (10-100)
Had no penalties...vs Chattanooga on Sept. 8, 2007
Had 35 minutes time of possession...at Fla International on Oct. 23, 2020 (42:16)
Had 40 minutes time of possession...at Fla International on Oct. 23, 2020 (42:16)
Played an overtime game...at Kennesaw State on Nov. 17, 2018 (L, 60-52 - 5 OT)
Scored on first play from scrimmage...vs. Eastern Kentucky Sept. 27, 2003 (Marcus Mitchell one-yard run)
Scored on first play of the game...vs Samford on Nov. 11, 2006 Craig Agee, 17 yard Interception return on first play of game en route to 55-10 win
Scored a defensive TD on opponents first two drives of the game...vs UT Martin on Oct. 3, 2009 (T.J. Heath 26-yard INT return with 13:30; T.J. Heath 55-yard INT return with 8:55 left in first quarter en route to 52-7 win)
Scored a safety...vs Tennessee State on Nov. 16, 2017 (4th Qtr - Jonathan Hagler sack)
Both teams scored a safety...vs North Alabama on Sept. 14, 2013 (UNA-2nd quarter; JSU-4th Quarter)

THE LAST TIME A JSU PLAYER...

Rushed 30 times in a game.....DaMarcus James vs Southeast Missouri on Nov. 23, 2013 (35 carries for 206 yards and 3 TDs)
Rushed for 200 yards in a game.....Troymaine Pope vs Charleston Southern on Dec. 11, 2015 (16 carries for 250 yards and 3 TDs)
Rushed for 150 yards in a game.....Josh Samuel at Florida International on Oct. 23, 2020 (25 carries for 163 yards and 1 TD)
Had four 100 yard rushers...vs Jacksonville on Sept. 7, 2013 - Troymaine Pope (16-160); Miles Jones (20-138); Eli Jenkins (15-128); DaMarcus James (12-105) ****NCAA RECORD**
Had three 100 yard rushers...vs Southeast Missouri on Nov. 23, 2013 - DaMarcus James (35-206/3 TD); Eli Jenkins (13-124/1 TD); Troymaine Pope (6-102/2 TD)
Had two 100 yard rushers...at Florida International on Oct. 23, 2020 (Josh Samuel, 25-163/1TD; Uriah West, 24-116/0 TD)
Rushed for 100 yards in eight straight games.....Clay Green, 2005
Rushed for 100 yards in seven straight games...Clay Green, 2005
Rushed for 100 yards in six straight games.....Clay Green, 2005
Rushed for 100 yards in five straight games.....Clay Green, 2005
Rushed for 100 yards in four straight games.....Washaun Ealey, 2011
Rushed for 100 yards in three straight games.....Josh Clemons, 2016 (110 vs Tenn Tech, 143 vs Austin Peay, 149 at Eastern Kentucky)
Rushed for 100 yards in consecutive games.....Uriah West, 2020 (116 at Florida International, 106 vs Tennessee Tech)
Rushed for 150 yards in consecutive games.....Troymaine Pope, 2015 (234 vs. UTC, 250 vs. Charleston Southern, 181 vs. Sam Houston State)
Rushed for 150 yards in three-straight games.....Troymaine Pope, 2015 (234 vs. UTC, 250 vs. Charleston Southern, 181 vs. Sam Houston State)
Rushed for 200 yards in consecutive games.....Troymaine Pope, 2015 (234 vs. UTC, 250 vs. Charleston Southern)
Rushed for five or more TDs in a game....DaMarcus James at Austin Peay on Nov. 2, 2013 (5)
Rushed for four or more TDs in a game....Eli Jenkins vs. UT Martin on Nov. 19, 2016 (4)
Rushed for three or more TDs in a game....Uriah West vs. Miss. Valley St. on Sept. 8, 2018 (3)
Rushed for three or more TDs in consecutive games.....Troymaine Pope, 2015 (3 vs UTC, 3 vs Charleston Southern)
Rushed for three or more TDs in three-straight games.....DaMarcus James, 2013
Rushed for three or more TDs in a Quarter.....DaMarcus James at Austin Peay on Nov. 2, 2013 (5) (3 in 2nd Quarter)
Had 5 players rush for a TD in a game....vs. Miss. Valley St. on Sept. 8, 2018 (Uriah West-3, Michael Matthews-2, Jaelen Greene-1, Austin Kinsey-1, Zerrick Cooper-1)
Passed for 400 yards in a game.....Zerrick Cooper at Southeastern Louisiana on Aug. 29, 2019 (414 yds)
Passed for 300 yards in a game.....Zerrick Cooper Eastern Kentucky on Nov. 23, 2019 (311 yards/3 TD)
Attempted 50 passes in a game.....Zerrick Cooper vs SE Missouri on Oct. 19, 2019 (52)
Attempted 40 passes in a game.....Zerrick Cooper at Tennessee Tech on Nov. 9, 2019 (28-41-1/3 TD)
Threw six TDs in a game.....Marques Ivory at UT Martin on Nov. 3, 2012 (6)
Threw five TDs in a game.....Marques Ivory at UT Martin on Nov. 3, 2012 (6)
Threw four TDs in a game.....Zerrick Cooper at Kennesaw State on Nov. 17, 2018 (4)
Threw four TDs in consecutive games.....Ryan Perrilloux vs UT Martin on Oct. 3, 2009 (4); vs Nicholls State on Sept. 26, 2009 (4)
Threw three TDs in a game....Zion Webb at Tennessee State on March 7, 2021 (3)
Threw three TDs in FIVE consecutive games.....Zerrick Cooper vs. Eastern Wash on Sept. 14, 2019 (3), vs North Alabama on Sept. 21, 2019 (3), at Austin Peay on Sept. 28, 2019 (3), vs. Tennessee State on Oct. 5, 2019 (3), at Eastern Illinois on Oct. 12, 2019 (3)
Threw three TDs in FOUR consecutive games.....Zerrick Cooper vs North Alabama on Sept. 21, 2019 (3), at Austin Peay on Sept. 28, 2019 (3), vs. Tennessee State on Oct. 5, 2019 (3), at Eastern Illinois on Oct. 12, 2019 (3)
Threw three TDs in THREE consecutive games...Zerrick Cooper at Austin Peay on Sept. 28, 2019 (3), vs. Tennessee State on Oct. 5, 2019 (3), at Eastern Ill on Oct. 12, 2019 (3)
Threw three TDs in consecutive games.....Zerrick Cooper at Tennessee Tech on Nov. 9, 2019 (3), vs Eastern Kentucky on Nov. 23, 2019 (3)
Had 400 yards total offense in a game...Zerrick Cooper at Kennesaw State on Nov. 17, 2018 (423)

Accounted for five or more TDs in a game.....Zerrick Cooper vs. Austin Peay on Sept. 29, 2018 (2 rushing/3 passing)
Accounted for five or more TDs in consecutive games.....Ryan Perrilloux at Alabama A&M (3 passing, 2 rushing) on Sept. 19, 2009; at Nicholls State (4 passing, 1 rushing) on Sept. 26, 2009
Accounted for four or more TDs in a game.....Zerrick Cooper at Austin Peay on Sept. 28, 2019 (1 rushing/3 passing)
Accounted for four or more TDs in consecutive games.....Zerrick Cooper vs Chattanooga (2 passing, 2 rushing) on Sept. 7, 2019; vs Eastern Washington (3 passing, 1 rushing) on Sept. 14, 2019
Accounted for four or more TDs in THREE consecutive games.....Ryan Perrilloux at Alabama A&M (3 passing, 2 rushing) on Sept. 19, 2009; at Nicholls State (4 passing, 1 rushing) on Sept. 26, 2009; vs UT Martin (4 passing) on Oct. 3, 2009
Accounted for three or more TDs in a game....Zion Webb at Tennessee State on March 7, 2021 (3 passing)
Rushed for and caught a TD in a game.....Uriah West (1 rushing/1 receiving) at Tennessee State on March 7, 2021
Caught 10 or more passes in a game...Trae Barry at Southeastern Louisiana on Aug. 29, 2019 (10-83/0 TD)
Caught 7 or more passes in a game....Josh Pearson (8-142) at Tennessee Tech on Nov. 9, 2019
Had 200 or more yards receiving in a game.....Alan Bonner at UT Martin on Nov. 3, 2012 (10-235/5 TDs)
Had 150 or more yards receiving in a game.....Jamari Hester vs Eastern Kentucky on Nov. 23, 2019 (9-186/0 TD)
Had 100 or more yards receiving in a game...Trae Barry at North Alabama on Oct. 17, 2020 (5-104/0 TD)
Had 100 or more yards receiving in consecutive games.....Josh Pearson vs. North Alabama on Sept. 21, 2019 (7-149/3 TD), at Austin Peay on Sept. 28, 2019 (8-130/2 TD)
Had 100 or more yards receiving in three-straight games.....Josh Pearson vs. North Carolina A&T on Aug. 25, 2018 (8-147/1 TD), vs. Miss. Valley State on Sept. 8, 2018 (2-113/2 TD), vs. Tennessee Tech on Sept. 22, 2018 (5-102/2 TD)
Caught five or more TD passes in a game.....Alan Bonner at UT Martin on Nov. 3, 2012 (10-235/5 TDs OVC & School Record)
Caught four or more TD passes in a game.....Alan Bonner at UT Martin on Nov. 3, 2012 (10-235/5 TDs OVC & School Record)
Caught three or more TD passes in a game.....KJ Stepherson vs Eastern Kentucky on Nov. 23, 2019 (7-80/3 TD)
Had three interceptions in a game.....T.J. Heath vs UT Martin on Oct. 3, 2009 (3)
Had two interceptions in a game.....Traco Williams at EIU on Oct. 12, 2019 (2)
Returned an interception for a TD in a game.....at Florida State on Oct. 3, 2020 (Kolbi Fuqua, 13 yds in 1st QTR)
Returned an interception for a TD in consecutive games.....Dawson Wells (48 yds vs ECU on Oct. 31, 2015 and 35 yds at EIU on Nov. 7, 2015)
Returned two interceptions for a TD in a game.....T.J. Heath vs UT Martin on Oct. 3, 2009 (2) (55 yards and 27 yards in 1st qtr.)
Returned a fumble for a TD in a game.....Nicario Harper vs Mercer on Oct. 10, 2020 (64 yards in 4th qtr)
Recovered two fumbles in a game.....Jonathan Crutcher vs. Eastern Kentucky on Sept. 27, 2003
Forced two fumbles in a game.....Darius Jackson vs. Eastern Kentucky on Oct. 14, 2016
Scored two defensive TDs in a game.....T.J. Heath vs UT Martin on Oct. 3, 2009 (2 interceptions)
Recovered TWO fumbles in a game...Jawaan Booker at Florida State on Sept. 12, 2009
Blocked a punt.....Jaylen Swain vs Mercer on Oct. 10, 2020 (2nd quarter)
Blocked two punts...Taurean Rhetta at Murray St. on Sept. 29, 2007
Blocked a punt in two consecutive games...Taurean Rhetta at UTM and at ECU in 2006
Blocked a FG.....Umstead Sanders (3rd quarter) vs Tenn Tech on Feb. 28, 2021
Blocked a PAT.....Randy Robinson at Maine on Dec. 1, 2018 (14-136) (4th qtr)
Had 15 or more tackles...Brandon Bender vs Murray State on Sept. 28, 2013 (15 tackles/12 solo)
Had 20 or more tackles...Alexander Henderson vs Murray State on Oct. 18, 2008 (21 tackles, 21 solo)
Had 20 or more tackles in back-to-back Games...Alexander Henderson [2008 vs Murray State (21) & UTM (21)].

THE LAST TIME A JSU OPPONENT...

Scored 50 or more points.....at Austin Peay on Sept. 28, 2019 (L, 52-33)
Scored 40 or more points.....at Florida State on Oct. 3, 2020 (L, 41-24)
Had 450 or more yards rushing.....at Georgia Southern on Nov. 16, 2002 (493)
Had 400 or more yards rushing.....vs Southeast Missouri on Nov. 23, 2013 (58-410)
Had 350 or more yards rushing.....at #2 Kennesaw State on Nov. 17, 2018 (71-351)
Had 300 or more yards rushing.....at #2 Kennesaw State on Nov. 17, 2018 (71-351)
Had 250 or more rushing yards.....at Florida State on Oct. 3, 2020 (53-263)
Had 50 or more rushing attempts.....at Florida State on Oct. 3, 2020 (53-263)
Had 400 yards passing.....at UT Martin on Sept. 26, 2015 (433)
Had 350 yards passing.....vs Eastern Illinois on Oct. 13, 2018 (350)
Had 300 yards passing.....vs Eastern Illinois on Oct. 13, 2018 (350)
Had 60 or more pass attempts.....vs Eastern Illinois on Oct. 13, 2018 (61)
Had 50 or more pass attempts.....vs Eastern Illinois on Oct. 13, 2018 (61)
Had 40 or more pass attempts.....vs North Alabama on Sept. 21, 2019 (40)
Had 40 or more pass completions.....vs Austin Peay on Nov. 10, 2012 (40)
Had 30 or more pass completions.....vs Eastern Illinois on Oct. 13, 2018 (38)
Had 25 or more pass completions.....vs Eastern Illinois on Oct. 13, 2018 (38)
Had 6 passes intercepted.....at Samford Oct. 14 1995 (6)
Had 5 passes intercepted.....at Eastern Kentucky on Oct. 22, 2016 (5)
Had 4 passes intercepted.....vs. UT Martin on Nov. 19, 2016 (4)
Had 2 100-yard receivers.....at UT Martin on Nov. 3, 2012 (Quentin Sims 10-137; Jeremy Butler 9-101)
Had 600 yards total offense.....at UT Martin on Nov. 3, 2012 (611)
Had 500 yards total offense.....vs Youngstown State on Dec. 3, 2016 (59-520)
Had 400 yards total offense.....vs Tennessee State on Oct. 5, 2019 (64-470)
Had 90 or more plays of total offense.....vs Murray State on Oct. 2, 2010 (92)
Had 85 or more plays of total offense.....vs Eastern Washington on Sept. 14, 2019 (88-469)
Had 80 or more plays of total offense.....at Florida State on Oct. 3, 2020 (82-531)
Returned a punt for a TD.....at UT Martin on Nov. 2, 2019 (Terry Williams, 65 yards-3rd Qtr.)
Returned a kickoff for a TD.....vs Mercer on Oct. 10, 2020 (Deondre Johnson, 100 yards - Opening Kick)
Returned the opening kickoff for a TD.....vs Mercer on Oct. 10, 2020 (Deondre Johnson, 100 yards)
Scored on the first play of the game.....at Georgia State on Sept. 21, 2013 (Ronnie Bell 75-yard pass to Albert Wilson)
Returned an INT for a TD.....at SE Louisiana on Aug. 29, 2019 (Ferlando Jordan, 65 yards in 3rd Qtr.)
Returned a fumble for a TD.....at UT Martin on Sept. 26, 2015 (Terri Triplett, 22 yards, 3rd quarter)
Held JSU to 300 yards total offense.....vs Mercer on Oct. 10, 2020 (68-297)
Held JSU to 200 yards total offense.....vs #16 Kennesaw State on Dec. 2, 2017 (51-187)
Held JSU to 100 yards rushing.....at Florida State on Oct. 3, 2020 (22-63)
Held JSU to 50 yards rushing.....at #8 Michigan State on Aug. 29, 2014 (22)
Held JSU to 100 yards passing.....vs #16 Kennesaw State on Dec. 2, 2017 (88)
Held JSU to 10 first downs.....vs. #2 North Dakota State on Dec. 9, 2016 (9)
Had 100 penalty yards.....at Florida State on Oct. 3, 2020 (10-100)
Did not have a turnover.....vs Eastern Kentucky on Nov.23, 2019
Scored a safety.....vs Murray State on Oct. 26, 2019 (TJ Warren, 4th Qtr.)

THE LAST TIME AN OPPOSING PLAYER...

Rushed for 300 yards in a game.....vs.Southwest Texas Nov 15 1997 (Claude Mathis 308)
Rushed for 200 yards in a game.....at #2 Eastern Illinois on Nov. 16, 2013 (Shepard Little, 26-246/2 TD)
Rushed for 100 yards in a game.....vs Eastern Kentucky on Nov. 23, 2019 (Daryl McClesky, 24-110/0 TD)
Passed for 300 yards in a game.....at UT Martin on Sept. 26, 2015 (Jarod Neal 34-49-1/4 TD, 433 yards)
Passed for 400 yards in a game.....at UT Martin on Sept. 26, 2015 (Jarod Neal 34-49-1/4 TD, 433 yards)
Had 100 yards receiving in a game.....vs Murray State on Oct. 26, 2019 (LaMarte Brooks, 4-100/0 TD)
Had 150 yard receiving in a game.....vs Youngstown State on Dec. 3, 2016 (Darien Townsend, 3-158/1 TD)
Had 200 yard receiving in a game.....at Eastern Kentucky on Nov. 4, 2010 (Orlandus Harris, 4-205)
Had 10 receptions in a game.....vs Sam Houston State on Dec. 19, 2015 (Yedidiah Louis, 10-103/0 TD)
Threw 7 TDs in a game.....at UT Martin on Nov. 3, 2012 (Derek Carr, 7)
Threw 6 TDs in a game.....at UT Martin on Nov. 3, 2012 (Derek Carr, 7)
Threw 5 TDs in a game.....vs Eastern Washington on Sept. 14, 2019 (Eric Barriere, 5)
Threw 5 INTs in a game.....at Austin Peay on Oct. 15, 2011 (Jake Ryan, 5)
Had 2 100 yard rushers in a game.....at #2 Eastern Illinois on Nov. 16, 2013 (Shepard Little, 26-246/2 TD; Jimmy Lera 12-111/2 TD)
Had 2 100-yard receivers.....at UT Martin on Nov. 3, 2012 (Quentin Sims, 10-137/5; Jeremy Butler, 9-101/1)
Returned a fumble for a touchdown.....vs. Murray State on Nov. 21, 2015 (Connor Mitchell, 1 yard, 3rd quarter)
Returned a blocked punt for a TD.....at Georgia State on Sept. 21, 2013 (C.J. Scott, 3 yards - 4th Qtr)
Returned an interception for a touchdown.....at SE Louisiana on Aug. 29, 2019 (Ferlando Jordan, 65 yards in 3rd Qtr.)
Returned a punt for a TD.....at UT Martin on Nov. 2, 2019 (Terry Williams, 65 yards-3rd Qtr.)
Returned a kickoff for a TD.....vs Mercer on Oct. 10, 2020 (Deondre Johnson, 100 yards - Opening Kick)
Returned the opening kickoff for a TD.....vs Mercer on Oct. 10, 2020 (Deondre Johnson, 100 yards)
Scored on the first play of the game.....at Georgia State on Sept. 21, 2013 (Ronnie Bell 75-yard pass to Albert Wilson)

2020 JACKSONVILLE STATE OFFENSIVE DRIVE CHART

Note: *-first drive of second half; #-JSU gained possession off a turnover

at Florida State					
No.	Start	Plays	Yards	Time	End
1	J25	5	20	2:29	Punt
2	J31	6	69	2:45	TOUCHDOWN
3	J49	3	5	2:05	Punt
4	J15	5	18	3:19	Punt
5	J40	6	60	2:45	TOUCHDOWN
6	J25	1	-3	0:39	End of Half
*7	J25	9	71	4:01	FIELD GOAL
8	J25	4	15	1:50	Punt
9	J25	3	7	1:52	Punt
10	J27	4	30	1:32	Interception
11	J25	8	61	2:00	Downs

vs. Mercer					
No.	Start	Plays	Yards	Time	End
1	J25	8	55	3:28	FIELD GOAL
2	J21	11	53	5:14	FIELD GOAL
3	J21	9	79	3:32	TOUCHDOWN
4	M42	11	42	5:38	TOUCHDOWN
#5	M27	4	27	0:59	TOUCHDOWN
6	J19	1	-3	0:11	End of Half
*7	J25	5	23	2:08	Fumble
8	J40	3	6	1:33	Punt
9	M42	3	-5	1:18	Punt
10	J21	6	22	4:12	Punt
11	J06	3	2	2:15	Punt
#12	J36	0	64	0:00	TOUCHDOWN
#13	M32	4	6	1:41	Downs
14	M48	2	-4	0:49	End of Game

at North Alabama					
No.	Start	Plays	Yards	Time	End
1	J21	3	1	1:25	Punt
2	J40	10	38	3:40	Downs
3	J37	6	63	2:10	TOUCHDOWN
4	J30	1	-2	0:19	End of Half
*5	J25	3	8	1:28	Punt
6	J20	14	80	6:30	TOUCHDOWN
7	J18	5	82	1:53	TOUCHDOWN
8	J39	10	42	3:51	FIELD GOAL
9	J10	12	60	5:55	Downs
#10	J01	0	0	0:00	End of Game

at Florida International					
No.	Start	Plays	Yards	Time	End
1	J20	3	-4	1:43	Punt
2	J25	10	62	3:47	FIELD GOAL
3	J02	14	98	7:32	TOUCHDOWN
4	J23	12	55	6:35	FIELD GOAL
5	J34	4	18	1:17	End of Half
*6	J25	11	72	5:07	FIELD GOAL
#7	J46	7	39	2:52	Missed FG
8	J25	3	6	1:20	Punt
9	J23	5	21	2:39	Punt
10	J27	14	66	7:22	FIELD GOAL
11	F40	3	-3	2:02	End of Game

vs. Tennessee Tech					
No.	Start	Plays	Yards	Time	End
1	J47	14	53	5:25	TOUCHDOWN
#2	T40	4	40	1:40	TOUCHDOWN
3	J40	2	1	0:11	Fumble
4	J25	7	58	2:48	FIELD GOAL
5	J41	3	2	2:03	Punt
6	J18	4	17	0:31	Punt
#7	J17	0	0	0:00	End of Half
*8	J24	2	54	0:29	Fumble
9	J20	3	-6	0:50	Interception
10	J35	3	5	1:15	Punt
11	J22	11	78	4:15	TOUCHDOWN
#12	J09	8	85	4:31	FIELD GOAL
#13	J40	3	8	1:43	Punt
#14	T15	2	4	1:20	End of Game

at Tennessee State					
No.	Start	Plays	Yards	Time	End
1	J31	6	69	2:24	TOUCHDOWN
2	J40	12	60	5:30	TOUCHDOWN
3	J13	4	13	1:22	Punt
4	J20	5	28	0:00	Interception
#5	J23	3	1	0:48	Punt
6	J25	1	-5	0:06	Fumble
7	J35	8	65	2:49	TOUCHDOWN
8	J24	3	1	0:31	Punt
*9	J25	5	20	2:45	Punt
10	J42	0	3	0:00	Fumble
11	J35	3	3	1:13	Punt
12	J34	7	40	3:30	Downs
13	J25	5	75	2:21	TOUCHDOWN
14	T45	7	36	2:05	FIELD GOAL
15	J46	4	54	2:12	TOUCHDOWN
16	J43	3	7	1:11	Punt



TRAE **#4**
BARRY **TE**
6-7 • 245 • SR.
SUMMERDALE, ALA.
SPANISH FORT HS

- 2020 PRESEASON ALL-AMERICAN
- 2020 PRESEASON ALL-OVC
- 2018 ALL-OVC FIRST TEAM
- 2017 FRESHMAN ALL-AMERICAN
- 2017 OVC SECOND TEAM

2020-21: Returned to action against Florida State with four catches for 52 yards, including a 29 yard catch in the opening contest...passed Butch Barker for second all-time in receiving yards by a tight end in school history...finished the Mercer contest with a team-high 84 receiving yards...turned in his second 100-plus yards receiving game of his career with 104 yards on five catches at North Alabama...held without a reception for the lone time in the fall against FIU...finished the Tennessee Tech game with four catches for 25 yards...did not play against Tennessee State.

BARRY'S CAREER STATS

REC	G	REC	YDS	TD	LG	REC/G	AVG/C	AVG/G
2017	11	10	243	3	80	0.9	24.3	22.1
2018	12	32	503	1	44	2.7	15.7	41.9
2019	5	25	330	1	48	5.0	13.2	66.0
2020-21	5	17	265	0	40	3.4	15.6	53.0
TOTALS	33	84	1341	5	80	2.5	16.0	40.6

BARRY'S CAREER HIGH GAME STATS

	NO.	OPPONENT	DATE
Receptions	10	at Southeastern Louisiana	8/29/19
Receiving Yards	151	vs. Chattanooga	9/7/19
Receiving TDs	1	5x; last vs. Chattanooga	9/7/19
Long Play	80	vs. Liberty	9/23/17

BARRY'S 2020-21 GAME-BY-GAME

DATE	OPPONENT	REC	YDS	LNG	AVG	TD
10/3/20	at Florida State	4	52	29	13.0	0
10/10/20	Mercer	4	84	38	21.0	0
10/17/20	at North Alabama	5	104	40	20.8	0
10/23/20	at Florida International	0	0	0	0.0	0
2/28/21	Tennessee Tech	4	25	8	6.2	0
3/7/21	at Tennessee State	- DNP -				
3/14/21	at UT Martin	-	-	-	-	-
3/21/21	Southeast Missouri	-	-	-	-	-
3/28/21	Austin Peay	-	-	-	-	-
4/3/21	at Eastern Illinois	-	-	-	-	-
4/11/21	at Murray State	-	-	-	-	-

BARRY'S 2019 GAME-BY-GAME


DATE	OPPONENT	REC	YDS	LNG	AVG	TD
8/29/19	@SE Louisiana	10	83	17	8.3	0
9/7/19	Chattanooga	6	151	48	25.2	1
9/14/19	Eastern Washington	1	19	19	19.0	0
9/21/19	North Alabama	6	67	7	11.2	0
9/28/19	@Austin Peay	2	10	6	5.0	0
10/5/19	Tennessee State	- DNP -				
10/12/19	@Eastern Illinois	- DNP -				
10/19/19	Southeast Missouri	- DNP -				
10/26/19	Murray State	- DNP -				
11/2/19	@UT Martin	- DNP -				
11/9/19	@Tennessee Tech	- DNP -				
11/23/19	Eastern Kentucky	- DNP -				

BARRY'S 2018 GAME-BY-GAME

DATE	OPPONENT	REC	YDS	LNG	AVG	TD
8/25/18	vs. North Carolina A&T	5	42	11	8.4	0
9/8/18	Mississippi Valley State	- DNP -				
9/22/18	Tennessee Tech	0	0	0	0.0	0
9/29/18	Austin Peay	2	29	17	14.5	0
10/6/18	at Eastern Kentucky	0	0	0	0.0	0
10/13/18	Eastern Illinois	1	44	44	44.0	1
10/20/18	at Southeast Missouri	6	90	24	15.0	0
10/27/18	at Murray State	3	48	22	16.0	0
11/3/18	UT Martin	4	33	14	8.3	0
11/10/18	at Tennessee State	0	0	0	0.0	0
11/17/18	at Kennesaw State	5	115	39	23.0	0
11/24/18	East Tennessee State	0	0	0	0.0	0
12/1/18	at Maine	6	102	34	17.0	0

BARRY'S 2017 GAME-BY-GAME

DATE	OPPONENT	REC	YDS	LNG	AVG	TD
8/26/17	vs. Chattanooga	1	4	4	4.0	0
9/9/17	@Georgia Tech	0	0	0	0.0	0
9/23/17	Liberty	1	80	80	80.0	1
9/30/17	@Tennessee Tech	0	0	0	0.0	0
10/7/17	@Austin Peay	2	26	20	13.0	1
10/14/17	Eastern Kentucky	- DNP -				
10/21/17	@Eastern Illinois	2	31	19	15.5	0
10/28/17	Southeast Missouri	1	65	65	65.0	1
11/4/17	Murray State	0	0	0	0.0	0
11/11/16	@UT Martin	2	34	22	17.0	0
11/16/17	Tennessee State	0	0	00	0.0	0
12/2/17	Kennesaw State	1	3	3	3.0	0



MARKAIL **#8**
BENTON **LB**
6-2 • 235 • R-JR.
PHENIX CITY, ALA.
CENTRAL HS/ALABAMA

2020-21: Made his Gamecock debut with five tackles against Florida State...turned in nine tackles in the Mercer contest...also recovered a Bears' fumble on special teams...made two stops at North Alabama...turned in three tackles at FIU...finished with four tackles, including a sack and an interception versus Tennessee Tech...posted three tackles at Tennessee State.

BENTON'S CAREER STATS

TACKLES	G	UA	A	TOTAL	TFL	YDS	PD	FF	FR
2020-21	6	8	18	26	0.5	3	0	0	1
TOTAL	6	8	18	26	0.5	3	0	0	1

BENTON'S CAREER HIGH GAME STATS

	NO.	OPPONENT	DATE
Tackles	9	vs. Mercer	10/10/20
Tackles for loss	0.5	vs. Tennessee Tech	2/28/21
FR	1	vs. Mercer	10/10/20
INT	1	vs. Tennessee Tech	2/28/21

BENTON'S 2020-21 GAME-BY-GAME

DATE	OPPONENT	UT	AT	TT	TFL-YDS	SCKS-YDS	INT-YDS	BRK
10/3/20	at Florida State	2	3	5	0-0	0-0	0-0	0
10/10/20	Mercer	1	8	9	0-0	0-0	0-0	0
10/17/20	at North Alabama	1	1	2	0-0	0-0	0-0	0
10/23/20	at FIU	1	2	3	0-0	0-0	0-0	0
2/28/21	Tennessee Tech	1	3	4	0.5-3	0.5-3	1-0	0
3/7/21	at Tennessee State	1	2	3	0-0	0-0	0-0	0
3/14/21	at UT Martin	-	-	-	-	-	-	-
3/21/21	Southeast Missouri	-	-	-	-	-	-	-
3/28/21	Austin Peay	-	-	-	-	-	-	-
4/3/21	at Eastern Illinois	-	-	-	-	-	-	-
4/11/21	at Murray State	-	-	-	-	-	-	-



QUAN #19
CHARLESTON WR
 6-0 • 198 • R-JR.
 LINDEN, ALA.
 LINDEN HS

2020-21: Collected a pair of catches for 10 yards against Florida State...saw action versus Mercer...turned in his first career touchdown catch with a 14-yard grab at North Alabama...hauled in a career-high three catches against FIU...saw action versus Tennessee Tech...finished with three catches for 34 yards and capped off JSU's scoring in the Tennessee State contest with a 19-yard TD grab.

CHARLESTON'S CAREER STATS								
REC	G	REC	YDS	TD	LG	REC/G	AVG/C	AVG/G
2019	9	3	19	0	10	0.4	6.3	2.4
2020-21	6	9	75	2	19	1.2	8.3	12.5
TOTALS	15	12	94	2	19	0.8	7.8	6.2

CHARLESTON'S CAREER STATS								
TACKLES	G	UA	A	TOTAL	TFL	YDS	PD	FF
2018	4	0	2	2	0	0	0	0
TOTAL	4	0	2	2	0	0	0	0

CHARLESTON'S CAREER HIGH GAME STATS				DATE
NO.	OPPONENT			
Receptions	3	2x; last at Tennessee State		3/7/21
Receiving Yards	34	at Tennessee State		3/7/21
Receiving TDs	1	2x; last at Tennessee State		3/7/21
Long Play	19	at Tennessee State		3/7/21

CHARLESTON'S 2020-21 GAME-BY-GAME						
DATE	OPPONENT	REC	YDS	LNG	AVG	TD
10/3/20	at Florida State	2	10	5	5.0	0
10/10/20	Mercer	0	0	0	0.0	0
10/17/20	at North Alabama	1	14	14	14.0	1
10/23/20	at FIU	-	-	-	-	-
2/28/21	Tennessee Tech	0	0	0	0.0	0
3/7/21	at Tennessee State	3	34	19	11.3	1
3/14/21	at UT Martin	-	-	-	-	-
3/21/21	Southeast Missouri	-	-	-	-	-
3/28/21	Austin Peay	-	-	-	-	-
4/3/21	at Eastern Illinois	-	-	-	-	-
4/11/21	at Murray State	-	-	-	-	-

CHARLESTON'S 2019 GAME-BY-GAME						
DATE	OPPONENT	REC	YDS	LNG	AVG	TD
8/29/19	@SE Louisiana	1	10	10	10.0	0
9/7/19	Chattanooga	- DNP -				
9/14/19	Eastern Washington	- DNP -				
9/21/19	North Alabama	0	0	0	0.0	0
9/28/19	@Austin Peay	1	6	6	6.0	0
10/5/19	Tennessee State	0	0	0	0.0	0
10/12/19	@Eastern Illinois	0	0	0	0.0	0
10/19/19	Southeast Missouri	1	3	3	3.0	0
10/26/19	Murray State	0	0	0	0.0	0
11/2/19	@UT Martin	0	0	0	0.0	0
11/9/19	@Tennessee Tech	- DNP -				
11/23/19	Eastern Kentucky	- DNP -				

CHARLESTON'S 2018 GAME-BY-GAME							
DATE	OPPONENT	UT	AT	TT	TFL-YDS	SCKS-YDS	INT-YDS
8/25/18	vs. N.C. A&T	- DNP -					
9/8/18	Miss. Valley State	0	0	0	0-0	0-0	0-0
9/22/18	Tennessee Tech	- DNP -					
9/29/18	Austin Peay	- DNP -					
10/6/18	at Eastern Kentucky	- DNP -					
10/13/18	Eastern Illinois	- DNP -					
10/20/18	at Southeast Missouri	- DNP -					
10/27/18	at Murray State	- DNP -					
11/3/18	UT Martin	0	1	1	0-0	0-0	0-0
11/10/18	at Tennessee State	0	1	0	0-0	0-0	0-0
11/17/18	at Kennesaw State	- DNP -					
11/24/18	East Tennessee St.	0	0	0	0-0	0-0	0-0
12/1/18	at Maine	- DNP -					



MARSHALL #19
CLARK LB
 6-0 • 210 • R-SO.
 MUNFORD, ALA.
 MUNFORD HS

2020-21: Posted three tackles in the season-opening contest at Florida State...finished with a career-high seven tackles versus Mercer...also had an interception against the Bears...turned in three tackles, including a stop for a loss at North Alabama...collected five tackles against FIU...recorded three tackles, including a stop for a loss versus Tennessee Tech...led JSU in tackles against Tennessee State with eight stops, including 3.5 tackles for loss.

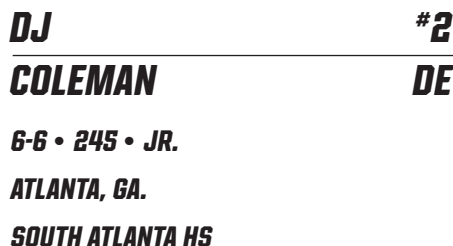
CLARK'S CAREER STATS									
TACKLES	G	UA	A	TOTAL	TFL	YDS	PD	FF	FR
2018	4	0	1	1	0	0	0	0	0
2019	11	11	15	26	1.5	9	0	0	1
2020-21	6	9	20	29	5.0	10	0	0	0
TOTAL	21	20	36	56	5.5	19	0	0	1

CLARK'S CAREER HIGH GAME STATS				DATE
NO.	OPPONENT			
Tackles	8	at Tennessee State		3/7/21
Tackles for loss	3.5	at Tennessee State		3/7/21
Sack	0.5	at Tennessee State		3/7/21
FR	1	vs. Chattanooga		9/7/19
INT	1	vs. Mercer		10/10/20

CLARK'S 2020-21 GAME-BY-GAME							
DATE	OPPONENT	UT	AT	TT	TFL-YDS	SCKS-YDS	INT-YDS
10/3/20	at Florida State	1	2	3	0-0	0-0	0-0
10/10/20	Mercer	0	7	7	0-0	0-0	1-5
10/17/20	at North Alabama	1	2	3	0.5-1	0-0	0-0
10/23/20	at FIU	3	2	4	0-0	0-0	0-0
2/28/21	Tennessee Tech	1	2	3	1.0-2	0-0	0-0
3/7/21	at Tennessee State	4	4	8	3.5-7	0.5-3	0-0
3/14/21	at UT Martin	-	-	-	-	-	-
3/21/21	Southeast Missouri	-	-	-	-	-	-
3/28/21	Austin Peay	-	-	-	-	-	-
4/3/21	at Eastern Illinois	-	-	-	-	-	-
4/11/21	at Murray State	-	-	-	-	-	-

CLARK'S 2019 GAME-BY-GAME							
DATE	OPPONENT	UT	AT	TT	TFL-YDS	SCKS-YDS	INT-YDS
8/24/19	@SE Louisiana	0	0	0	0-0	0-0	0-0
9/7/19	Chattanooga	3	0	3	0-0	0-0	0-0
9/14/19	Eastern Washington	1	1	2	0-0	0-0	0-0
9/21/19	North Alabama	0	4	4	0.5-5	0-0	0-0
9/28/19	@Austin Peay	4	2	6	0-0	0-0	0-0
10/5/19	Tennessee State	1	3	4	1.0-4	0-0	0-0
10/12/19	@Eastern Illinois	0	0	0	0-0	0-0	0-0
10/19/19	Southeast Missouri	0	0	0	0-0	0-0	0-0
10/26/19	Murray State	- DNP -					
11/2/19	@UT Martin	0	1	1	0-0	0-0	0-0
11/9/19	@Tennessee Tech	0	1	1	0-0	0-0	0-0
11/23/19	Eastern Kentucky	0	1	1	0-0	0-0	0-0

CLARK'S 2018 GAME-BY-GAME							
DATE	OPPONENT	UT	AT	TT	TFL-YDS	SCKS-YDS	INT-YDS
8/25/18	vs. N.C. A&T	- DNP -					
9/8/18	Miss. Valley State	- DNP -					
9/22/18	Tennessee Tech	- DNP -					
9/29/18	Austin Peay	- DNP -					
10/6/18	at Eastern Kentucky	- DNP -					
10/13/18	Eastern Illinois	- DNP -					
10/20/18	at Southeast Missouri	- DNP -					
10/27/18	at Murray State	0	0	0	0-0	0-0	0-0
11/3/18	UT Martin	0	0	0	0-0	0-0	0-0
11/10/18	at Tennessee State	0	0	0	0-0	0-0	0-0
11/17/18	at Kennesaw State	- DNP -					
11/24/18	East Tennessee St.	- DNP -					
12/1/18	at Maine	0	1	0	0-0	0-0	0-0



- 2020-21:** Turned in seven tackles, including a sack against Florida State...finished with five tackles, including a stop for a loss versus Mercer...also credited with a pass breakup and a QB hurry...matched his career high in tackles with nine stops at North Alabama...posted three tackles at FIU...recorded five tackles against Tennessee Tech...collected two tackles, including a sack versus Tennessee State.

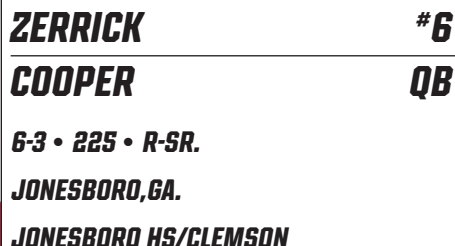
COLEMAN'S CAREER STATS									
TACKLES	G	UA	A	TOTAL	TFL	YDS	PD	FF	FR
2018	11	7	4	11	2.5	4	0	0	0
2019	12	24	35	59	10.5	40	1	0	0
2020-21	6	14	18	32	5.5	20	1	0	0
TOTAL	29	45	57	102	18.5	64	2	0	0

COLEMAN'S CAREER HIGH GAME STATS			
	NO.	OPPONENT	DATE
Tackles	9	2x: last at North Alabama	10/17/20
Tackles for loss	2.5	at Murray State	10/17/20
Sacks	1.0	7x: last at Tennessee State	3/7/21
FF	-	-	-
FR	1	vs. Chattanooga	9/7/19
PB	1	2x: last vs. Mercer	10/10/20
INT	-	-	-

COLEMAN'S 2020-21 GAME-BY-GAME								
DATE	OPPONENT	UT	AT	TT	TFL-YDS	SCKS-YDS	INT-YDS	BRK
10/3/20	at Florida State	2	5	7	1.0-9	1.0-9	0-0	0
10/10/20	Mercer	1	4	5	1.0-4	0-0	0-0	1
10/17/20	at North Alabama	4	5	9	2.5-5	1.0-3	0-0	0
10/23/20	at FIU	2	1	3	0-0	0-0	0-0	0
2/28/21	Tennessee Tech	1	4	5	0-0	0-0	0-0	0
3/7/21	at Tennessee State	1	1	2	1.0-2	1.0-2	0-0	0
3/14/21	at UT Martin	-	-	-	-	-	-	-
3/21/21	Southeast Missouri	-	-	-	-	-	-	-
3/28/21	Austin Peay	-	-	-	-	-	-	-
4/3/21	at Eastern Illinois	-	-	-	-	-	-	-
4/11/21	at Murray State	-	-	-	-	-	-	-

COLEMAN'S 2019 GAME-BY-GAME								
DATE	OPPONENT	UT	AT	TT	TFL-YDS	SCKS-YDS	INT-YDS	BRK
8/24/19	@SE Louisiana	0	3	3	0-0	0-0	0-0	0
9/7/19	Chattanooga	4	0	4	1-0.3	0-0	0-0	0
9/14/19	Eastern Washington	3	0	3	0-0	0-0	0-0	0
9/21/19	North Alabama	3	1	4	0.5-0	0-0	0-0	0
9/28/19	@Austin Peay	5	4	9	1.5-6	1.0-4	0-0	0
10/5/19	Tennessee State	2	2	4	1-0.2	1-0.2	0-0	0
10/12/19	@Eastern Illinois	2	2	4	1-0.8	1-0.8	0-0	1
10/19/19	Southeast Missouri	2	1	3	1-0.14	1-0.14	0-0	0
10/26/19	Murray State	5	2	7	1.5-5	0.5-2	0-0	0
11/2/19	@UT Martin	0	4	4	1-0.2	0.5-1	0-0	0
11/9/19	@Tennessee Tech	0	3	3	0-0	0-0	0-0	0
11/23/19	Eastern Kentucky	2	4	6	2.5-11	1-0.8	0-0	0

COLEMAN'S 2018 GAME-BY-GAME								
DATE	OPPONENT	UT	AT	TT	TFL-YDS	SCKS-YDS	INT-YDS	BRK
8/25/18	vs. N.C. A&T	1	0	1	0-0	0-0	0-0	0
9/8/18	Miss. Valley State	1	0	1	1.0-1	1.0-1	0-0	0
9/22/18	Tennessee Tech	0	1	1	0-0	0-0	0-0	0
9/29/18	Austin Peay	- DNP -						
10/6/18	at Eastern Kentucky	2	0	2	1.0-2	0-0	0-0	0
10/13/18	Eastern Illinois	0	0	0	0-0	0-0	0-0	0
10/20/18	at Southeast Missouri	2	0	2	0-0	0-0	0-0	0
10/27/18	at Murray State	1	0	1	0-0	0-0	0-0	0
11/3/18	UT Martin	1	0	1	0-0	0-0	0-0	0
11/10/18	at Tennessee State	0	1	1	0-0	0-0	0-0	0
11/17/18	at Kennesaw State	- DNP -						
11/24/18	East Tennessee St.	0	1	1	0-0	0-0	0-0	0
12/1/18	at Maine	0	0	0	0-0	0-0	0-0	0



- 2020-21:** With 232 passing yards against Florida State, he becomes the third Gamecock to ever pass for 7,000 career yards.....rushed for a two-yard TD at FSU, giving him 12 rushing TDs in his career and 73rd overall TD.....ended the Mercer game with 139 passing yards.....also rushed for a pair of TDs. versus the Bears.....his 14-yard touchdown pass to Quan Charleston late in the second quarter of the North Alabama game was his 61st career touchdown pass, tying Ed Lett (1979-82) for the school record.....tallied 290 yards of total offense, moving him past Tony Romo (EIU) for 10th place on the Ohio Valley Conference's all-time total offense list with 8,210 career yards. He sits 131 yards behind EKV's T.J. Pryor for ninth.....went 5-for-8 passing for 56 yards early in the FIU game before being injured.....did not play against Tennessee Tech and Tennessee State.

COOPER'S CAREER STATS							
RUSHING	G	ATT	YDS	TD	LG	AVG/C	AVG/G
2018	13	109	366	6	26	4.0	18.0
2019	12	136	320	6	19	2.4	26.7
2020	3	30	89	5	16	3.0	29.7
TOTAL	28	275	775	17	26	2.8	27.7

PASSING	G	ATT	CMP	INT	YDS	TD	LG	PCT	AVG/P	AVG/G	EFF.
2018	13	417	251	14	3416	32	75	60.2	13.2	262.8	147.6
2019	12	439	260	12	3093	28	67	59.2	13.2	283.7	139.9
2020	3	73	49	1	615	1	41	67.1	12.5	205.0	139.6
TOTAL	28	929	560	27	7435	61	75	60.3	13.3	265.5	144.1

COOPER'S CAREER HIGH GAME STATS			
	NO.	OPPONENT	DATE
Completions	40	at Southeastern Louisiana	8/29/29
Pass Attempts	52	2x; last at Southeastern Louisiana	8/29/19
Pass Yards	417	vs. Kennesaw State	11/17/18
Pass TD's	4	vs. Kennesaw State	11/17/18
Interceptions	3	2x; last at Austin Peay	9/28/19
Rush Attempts	18	vs. Eastern Washington	9/14/19
Rush Yards	88	vs. Eastern Washington	9/14/19
Rush TD's	2	3x; last at North Alabama	10/17/20
Long Pass Play	75	vs. Mississippi Valley State	9/8/18

COOPER'S 2020-21 GAME BY GAME STATISTICS									
DATE	OPPONENT	PASSING					RUSHING		
		COMP-ATT-INT	YDS	TD	LG	NO.-YDS	TD	LG	
10/3/20	at Florida State	22-30-1	232	0	41	9-14	1	7	
10/10/20	Mercer	12-18-0	139	0	38	12-29	2	16	
10/17/20	at North Alabama	15-25-1	244	1	40	9-46	2	10	
10/23/20	at Florida International	5-8-0	56	0	24	1-6	0	0	
2/28/21	Tennessee Tech	- DNP -							
3/7/21	at Tennessee State	- DNP -							
3/14/21	at UT Martin	-	-	-	-	-	-	-	
3/21/21	Southeast Missouri	-	-	-	-	-	-	-	
3/28/21	Austin Peay	-	-	-	-	-	-	-	
4/3/21	at Eastern Illinois	-	-	-	-	-	-	-	
4/11/21	at Murray State	-	-	-	-	-	-	-	

COOPER'S 2019 GAME BY GAME STATISTICS

DATE	OPPONENT	PASSING			RUSHING		
		COMP-ATT-INT	YDS	TD	LG	NO.-YDS	TD LG
8/24/19	@SE Louisiana	40-52-2	414	2	33	10-9	0 15
9/7/19	Chattanooga	20-26-1	344	2	48	11-30	2 18
9/14/19	Eastern Washington	14-31-1	249	3	52	18-88	1 19
9/21/19	North Alabama	19-31-0	266	3	67	8-13	0 13
9/28/19	@Austin Peay	27-50-3	301	3	31	7-25	1 10
10/5/19	Tennessee State	25-39-0	305	3	42	9-44	0 17
10/12/19	@Eastern Illinois	22-34-1	237	3	39	12-2	0 10
10/19/19	Southeast Missouri	23-52-1	347	2	53	13-25	1 18
10/26/19	Murray State	5-12-1	78	0	23	12-79	0 14
11/2/19	@UT Martin	16-36-1	240	1	61	11-19	1 13
11/9/19	@Tennessee Tech	28-41-1	312	3	66	11-26	0 9
11/23/19	Eastern Kentucky	21-35-0	311	3	40	17-44	0 14

COOPER'S 2018 GAME BY GAME STATISTICS

DATE	OPPONENT	PASSING			RUSHING		
		COMP-ATT-INT	YDS	TD	LG	NO.-YDS	TD LG
8/25/18	North Carolina A&T	24-38-1	320	2	49	8-37	0 12
9/8/18	Mississippi Valley State	12-17-0	211	1	75	4-27	1 10
9/22/18	Tennessee Tech	14-24-0	190	2	50	5-18	0 9
9/29/18	Austin Peay	18-31-1	268	3	34	6-27	2 21
10/6/18	at Eastern Kentucky	12-21-1	147	2	27	3-1	0 5
10/13/18	Eastern Illinois	13-21-1	240	3	44	8-30	1 26
10/20/18	at Southeast Missouri	29-47-3	323	2	26	13-27	0 10
10/27/18	at Murray State	21-28-1	259	3	49	12-51	1 24
11/3/18	UT Martin	17-31-1	178	1	43	4-13	0 8
11/10/18	at Tennessee State	20-30-0	272	3	44	14-50	0 18
11/17/18	at Kennesaw State	32-52-2	417	4	43	11-6	0 7
11/24/18	East Tennessee State	20-32-2	226	3	42	6-37	0 33
12/1/18	at Maine	19-44-1	365	2	70	14-31	1 13



AHMAD EDWARDS **#9**
WR
6-1 • 185 • R-SO.
ALABASTER, ALA.
THOMPSON HS

2020-21: Made one catch for 12 yards in the season opener at Florida State...posted a catch for four yards versus Mercer...did not play at North Alabama...turned in a career-high three catches for 62 yards, including a 24-yard grab in the FIU game...made one catch for nine yards against Tennessee Tech...recorded a pair of catches for 18 yards at Tennessee State.

EDWARDS' CAREER STATS

REC	G	REC	YDS	TD	LG	REC/G	AVG/C	AVG/G
2018	4	2	24	0	20	2.0	12.0	6.0
2019	7	3	24	1	9	0.5	8.0	4.0
2020	6	8	105	0	24	1.3	13.1	21.0
TOTALS	17	13	153	1	24	0.7	11.8	8.3

EDWARDS' CAREER HIGH GAME STATS

	NO.	OPPONENT	DATE
Receptions	3	at FIU	10/23/20
Receiving Yards	62	at FIU	10/23/20
Receiving TDs	1	vs. Southeast Missouri	10/19/19
Long Play	24	at FIU	10/23/20

EDWARDS' 2020-21 GAME-BY-GAME

DATE	OPPONENT	REC	YDS	LNG	AVG	TD
10/3/20	at Florida State	1	12	12	12.0	0
10/10/20	Mercer	1	4	4	4.0	0
10/17/20	at North Alabama	- DNP -				
10/23/20	at FIU	3	62	24	20.7	0
2/28/21	Tennessee Tech	1	9	9	9.0	0
3/7/21	at Tennessee State	2	18	14	9.0	0
3/14/21	at UT Martin	-	-	-	-	-
3/21/21	Southeast Missouri	-	-	-	-	-
3/28/21	Austin Peay	-	-	-	-	-
4/3/21	at Eastern Illinois	-	-	-	-	-
4/11/21	at Murray State	-	-	-	-	-

EDWARDS' 2019 GAME-BY-GAME

DATE	OPPONENT	REC	YDS	LNG	AVG	TD
8/29/19	@SE Louisiana	1	8	8	8.0	0
9/7/19	Chattanooga	1	9	9	9.0	0
9/14/19	Eastern Washington	- DNP -				
9/21/19	North Alabama	- DNP -				
9/28/19	@Austin Peay	- DNP -				
10/5/19	Tennessee State	0	0	0	0.0	0
10/12/19	@Eastern Illinois	0	0	0	0.0	0
10/19/19	Southeast Missouri	1	7	7	7.0	1
10/26/19	Murray State	0	0	0	0.0	0
11/2/19	@UT Martin	- DNP -				
11/9/19	@Tennessee Tech	0	0	0	0.0	0
11/23/19	Eastern Kentucky	- DNP -				

EDWARDS' 2018 GAME-BY-GAME

DATE	OPPONENT	REC	YDS	LNG	AVG	TD
8/25/18	vs. North Carolina A&T	- DNP -				
9/8/18	Mississippi Valley State	1	4	4	4.0	-
9/22/18	Tennessee Tech	- DNP -				
9/29/18	Austin Peay	0	0	0	0.0	0
10/6/18	at Eastern Kentucky	1	20	20	20.0	0
10/13/18	Eastern Illinois	0	0	0	0.0	0
10/20/18	at Southeast Missouri	- DNP -				
10/27/18	at Murray State	0	0	0	0.0	0
11/3/18	UT Martin	- DNP -				
11/10/18	at Tennessee State	- DNP -				
11/17/18	at Kennesaw State	- DNP -				
11/24/18	East Tennessee State	- DNP -				
12/1/18	at Maine	- DNP -				



MALIK FEASTER **#18**
CB
6-0 • 185 • JR.
TOCCOA, GA.
STEPHENS COUNTY HS

2020-21: Finished with three tackles at Florida State...turned in a pair of tackles versus Mercer...made one stop at North Alabama...posted a pair of tackles and recorded a pass break up at FIU...saw action against Tennessee Tech...missed the Tennessee State game.

FEASTER'S CAREER STATS

TACKLES	G	UA	A	TOTAL	TFL	YDS	PD	FF	FR
2018	13	21	7	28	2.5	6	9	0	1
2019	12	30	10	40	1.0	4	8	0	0
2020-21	5	3	5	8	0.5	0	1	0	0
TOTAL	29	54	22	76	4.0	10	18	0	1

FEASTER'S CAREER HIGH GAME STATS

	NO.	OPPONENT	DATE
Tackles	6	2x; last at Mainie	12/1/18
Tackles for loss	1.5	at Kennesaw State	11/17/18
Sacks	-	-	-
FF	-	-	-
FR	1	vs. UT Martin	11/3/18
PB	3	at Murray State	10/27/18
INT	1	at Kennesaw State	11/17/18

FEASTER'S 2020-21 GAME-BY-GAME

DATE	OPPONENT	UT	AT	TT	TFL-YDS	SCKS-YDS	INT-YDS	BRK
10/3/20	at Florida State	1	2	3	0-0	0-0	0-0	0
10/10/20	Mercer	1	1	2	0.5-0	0-0	0-0	0
10/17/20	at North Alabama	0	1	1	0-0	0-0	0-0	0
10/23/20	at FIU	2	0	2	0-0	0-0	0-0	1
2/28/21	Tennessee Tech	0	0	0	0-0	0-0	0-0	0
2/21/21	at Tennessee State	- DNP -						
3/14/21	at UT Martin	-	-	-	-	-	-	-
3/21/21	Southeast Missouri	-	-	-	-	-	-	-
3/28/21	Austin Peay	-	-	-	-	-	-	-
4/3/21	at Eastern Illinois	-	-	-	-	-	-	-
4/11/21	at Murray State	-	-	-	-	-	-	-

FEASTER'S 2019 GAME-BY-GAME								
DATE	OPPONENT	UT	AT	TT	TFL-YDS	SCKS-YDS	INT-YDS	BRK
8/24/19	@SE Louisiana	2	1	3	0.5-1	0-0	0-0	0
9/7/19	Chattanooga	1	0	1	0-0	0-0	0-0	0
9/14/19	Eastern Washington	4	0	4	0-0	0-0	0-0	0
9/21/19	North Alabama	2	2	4	0-0	0-0	0-0	0
9/28/19	@Austin Peay	2	2	4	0-0	0-0	0-0	1
10/5/19	Tennessee State	3	1	4	0-0	0-0	0-0	1
10/12/19	@Eastern Illinois	3	1	4	0-0	0-0	0-0	1
10/19/19	Southeast Missouri	2	0	2	0-0	0-0	0-0	0
10/26/19	Murray State	3	0	3	0-0	0-0	0-0	2
11/2/19	@UT Martin	4	0	4	0-0	0-0	0-0	0
11/9/19	@Tennessee Tech	2	1	3	0-0	0-0	0-0	1
11/23/19	Eastern Kentucky	2	2	4	0.5-3	0-0	0-0	1

FEASTER'S 2018 GAME-BY-GAME								
DATE	OPPONENT	UT	AT	TT	TFL-YDS	SCKS-YDS	INT-YDS	BRK
8/25/18	vs. N.C. A&T	1	0	1	0-0	0-0	0-0	0
9/8/18	Miss. Valley State	1	1	1	0-0	0-0	0-0	1
9/22/18	Tennessee Tech	0	0	0	0-0	0-0	0-0	0
9/29/18	Austin Peay	1	0	1	0-0	0-0	0-0	0
10/6/18	@ Eastern Kentucky	3	0	3	0-0	0-0	0-0	0
10/13/18	Eastern Illinois	6	0	6	0-0	0-0	0-0	2
10/20/18	@ Southeast Missouri	0	1	1	0-0	0-0	0-0	0
10/27/18	@ Murray State	2	0	2	0-0	0-0	0-0	3
11/3/18	UT Martin	1	0	1	0-0	0-0	0-0	0
11/10/18	@ Tennessee State	0	0	0	0-0	0-0	0-0	1
11/17/18	@ Kennesaw State	3	1	4	1.5-3	0-0	1-0	0
11/24/18	East Tennessee St.	0	1	1	0-0	0-0	0-0	0
12/1/18	@Maine	3	3	6	1.0-3	0-0	0-0	2



KOLBI
FUQUA
#23
SAF
6-3 • 212 • R-SO.
CORDOVA, ALA.
CORDOVA HS/AUBURN

2020-21: Started his Gamecock career in impressive fashion with an interception return for a TD in the Florida State game...its the first JSU pick six since Marlon Bridges' 67-yard return against Eastern Washington on Sept. 14, 2019...finished with six tackles and a pass break up...tallied 10 tackles, including a stop for a loss versus Mercer...also forced a Bear fumble...collected five tackles at North Alabama...turned in three tackles and a pass break up at FIU...made two tackles, forced a fumble and recovered a fumble against Tennessee Tech...finished with five tackles at Tennessee State.

FUQUA'S CAREER STATS								
TACKLES	G	UA	A	TOTAL	TFL	YDS	PD	FF
2020-21	6	10	21	31	0.5	1	2	2
TOTAL	6	10	21	31	0.5	1	2	2

FUQUA'S CAREER HIGH GAME STATS			
NO.	OPPONENT	DATE	
10	vs. Mercer	10/10/20	
0.5	vs. Mercer	10/10/10	
1	2x; last vs. Tennessee Tech	2/28/21	
1	vs. Tennessee Tech	2/28/21	
1	at Florida State	10/3/20	
1	at Florida State	10/3/20	

FUQUA'S 2020-21 GAME-BY-GAME								
DATE	OPPONENT	UT	AT	TT	TFL-YDS	SCKS-YDS	INT-YDS	BRK
10/3/20	at Florida State	3	3	6	0-0	0-0	1-13	1
10/10/20	Mercer	3	7	10	0.5-1	0-0	0-0	0
10/17/20	at North Alabama	1	4	5	0-0	0-0	0-0	0
10/23/20	at FIU	0	3	3	0-0	0-0	0-0	1
2/21/21	at Tennessee State	-	-	-	-	-	-	-
2/28/21	Tennessee Tech	1	1	2	0-0	0-0	0-0	0
3/14/21	at UT Martin	2	3	5	0-0	0-0	0-0	0
3/21/21	Southeast Missouri	-	-	-	-	-	-	-
3/28/21	Austin Peay	-	-	-	-	-	-	-
4/3/21	at Eastern Illinois	-	-	-	-	-	-	-
4/11/21	at Murray State	-	-	-	-	-	-	-



LEMUEL
GORDON
#4
DE
6-3 • 288 • R-FR.
MONTGOMERY, ALA.
CARVER HS

2020-21: Turned in two tackles in his Gamecock debut against Florida State...posted one stop versus Mercer...did not play against North Alabama...played in the FIU contest...posted a career-high four tackles against Tennessee Tech...tallied a sack at Tennessee State.

GORDON'S CAREER STATS								
TACKLES	G	UA	A	TOTAL	TFL	YDS	PD	FF
2020-21	5	4	5	9	1.0	9	0	0
TOTAL	5	4	5	9	1.0	9	0	0

GORDON'S CAREER HIGH GAME STATS		
NO.	OPPONENT	DATE
4	vs. Tennessee Tech	2/28/21
1.0	at Tennessee State	3/7/21
1.0	at Tennessee State	3/7/21
-	-	-
-	-	-
-	-	-
-	-	-

GORDON'S 2020-21 GAME-BY-GAME								
DATE	OPPONENT	UT	AT	TT	TFL-YDS	SCKS-YDS	INT-YDS	BRK
10/3/20	at Florida State	1	1	2	0-0	0-0	0-0	0
10/10/20	Mercer	0	1	1	0-0	0-0	0-0	0
10/17/20	at North Alabama	-	-	-	-	-	-	-
10/23/20	at FIU	0	0	0	0-0	0-0	0-0	0
2/28/21	Tennessee Tech	2	2	4	0-0	0-0	0-0	0
3/7/21	at Tennessee State	1	1	2	1.0-9	1.0-9	0-0	0
3/14/21	at UT Martin	-	-	-	-	-	-	-
3/21/21	Southeast Missouri	-	-	-	-	-	-	-
3/28/21	Austin Peay	-	-	-	-	-	-	-
4/3/21	at Eastern Illinois	-	-	-	-	-	-	-
4/11/21	at Murray State	-	-	-	-	-	-	-



YUL
GOWDY
#7
CB
5-9 • 178 • R-JR.
BIRMINGHAM, ALA.
MINOR HS

- 2020 PRESEASON ALL-OVC
- 2018 ALL-OVC NEWCOMER TEAM
- 2018 FRESHMAN ALL-AMERICAN

2020-21: Finished with seven tackles in the season opener at Florida State...made four stops versus Mercer...turned in a 40-yard kick off return against the Bears...recorded four tackles at North Alabama...posted one tackle at FIU...missed the Tennessee Tech and Tennessee State game.

GOWDY'S CAREER STATS					
KICKOFF RET.	NO.	YDS	AVG.	TD	LG.
2018	10	161	16.1	0	34
2019	20	390	19.5	0	54
2020	2	53	26.5	0	40
TOTALS	31	646	19.0	0	54

GOWDY'S CAREER STATS								
TACKLES	G	UA	A	TOTAL	TFL	YDS	PD	FF
2017	1	0	2	2	0-0	0	0	0
2018	14	31	10	41	1.0	2	8	0
2019	12	36	10	46	4.0	26	4	0
2020	4	11	5	16	0-0	0	0	0
TOTAL	30	78	27	106	5.0	28	12	0

	<i>NO.</i>	<i>OPPONENT</i>	<i>DATE</i>
Tackles	10	vs. Murray State	10/26/19
Tackles for loss	1.0	5x; last vs. Murray State	10/26/19
Sacks	-	-	-
FF	-	-	-
PB	3	2x; last at Maine	12/1/18
INT	1	2x; last vs. Eastern Washington	9/14/19
Long KO Return	34	vs. North Carolina A&T	8/25/18

DATE	OPPONENT	UT	AT	TT	TFL-YDS	SCKS-YDS	INT-YDS	BRK
10/3/20	at Florida State	2	5	7	0-0	0-0	0-0	0
10/10/20	Mercer	2	2	4	0-0	0-0	0-0	0
10/17/20	at North Alabama	1	4	5	0-0	0-0	0-0	0
10/23/20	at FIU	1	0	1	0-0	0-0	0-0	0
2/28/21	Tennessee Tech	-	DNP	-	-	-	-	-
3/7/21	at Tennessee State	-	DNP	-	-	-	-	-
3/14/21	at UT Martin	-	-	-	-	-	-	-
3/21/21	Southeast Missouri	-	-	-	-	-	-	-
3/28/21	Austin Peay	-	-	-	-	-	-	-
4/3/21	at Eastern Illinois	-	-	-	-	-	-	-
4/11/21	at Murray State	-	-	-	-	-	-	-

DATE	OPPONENT	KO	YDS	TD	LG	AP
10/3/20	at Florida State	0	0	0	0	0
10/10/20	Mercer	1	40	0	40	0
10/17/20	at North Alabama	1	13	0	13	13
10/23/20	at Florida International	0	0	0	0	0
2/28/21	Tennessee Tech	- DNP -				
3/7/21	at Tennessee State	- DNP -				
3/14/21	at UT Martin	-	-	-	-	-
3/21/21	Southeast Missouri	-	-	-	-	-
3/28/21	Austin Peay	-	-	-	-	-
4/3/21	at Eastern Illinois	-	-	-	-	-
4/11/21	at Murray State	-	-	-	-	-

DATE	OPPONENT	UT	AT	TT	TFL-YDS	SCKS-YDS	INT-YDS	BRK
8/24/19	@SE Louisiana	0	2	2	0-0	0-0	0-0	0
9/7/19	Chattanooga	7	0	7	0-0	0-0	0-0	1
9/14/19	Eastern Washington	3	2	5	1.0-3	0-0	1-0	1
9/21/19	North Alabama	2	0	2	1.0-12	0-0	0-0	0
9/28/19	@Austin Peay	0	0	0	0-0	0-0	0-0	0
10/5/19	Tennessee State	3	1	4	0-0	0-0	0-0	0
10/12/19	@Eastern Illinois	3	0	3	0-0	0-0	0-0	0
10/19/19	Southeast Missouri	2	0	2	1.0-6	0-0	0-0	0
10/26/19	Murray State	8	2	10	1.0-5	0-0	0-0	1
11/2/19	@UT Martin	1	0	1	0-0	0-0	0-0	1
11/9/19	@Tennessee Tech	2	1	3	0-0	0-0	0-0	0
11/23/19	Eastern Kentucky	4	2	6	0-0	0-0	0-0	0

DATE	OPPONENT	KO	YDS	TD	LG	AP
8/24/19	@SE Louisiana	6	113	0	31	113
9/7/19	Chattanooga	1	18	0	18	18
9/14/19	Eastern Washington	4	81	0	23	81
9/21/19	North Alabama	1	13	0	13	13
9/28/19	@Austin Peay	2	15	0	15	15
10/5/19	Tennessee State	1	54	0	54	54
10/12/19	@Eastern Illinois	3	30	0	16	16
10/19/19	Southeast Missouri	3	49	0	21	49
10/26/19	Murray State	0	0	0	0	0
11/2/19	@UT Martin	1	30	0	30	30
11/9/19	@Tennessee Tech	0	0	0	0	0
11/23/19	Eastern Kentucky	-	-	-	-	-

DATE	OPPONENT	UT	AT	TT	TFL-YDS	SCKS-YDS	INT-YDS	BRK
8/25/18	vs. N.C. A&T	1	1	2	0-0	0-0	0-0	2
9/8/18	Miss. Valley State	0	0	1	0-0	0-0	0-0	0
9/22/18	Tennessee Tech	2	0	0	0-0	0-0	0-0	0
9/29/18	Austin Peay	3	0	3	0-0	0-0	0-0	0
10/6/18	at Eastern Kentucky	2	0	2	0-0	0-0	0-0	2
10/13/18	Eastern Illinois	8	1	9	0-0	0-0	0-0	1
10/20/18	at Southeast Missouri	3	1	4	0-0	0-0	0-0	0
10/27/18	at Murray State	2	1	3	0-0	0-0	0-0	0
11/3/18	UT Martin	3	1	4	1.0-2	0-0	0-0	0
11/10/18	at Tennessee State	0	2	2	0-0	0-0	1-15	0
11/17/18	at Kennesaw State	0	0	0	0-0	0-0	0-0	0
11/24/18	East Tennessee St.	5	1	6	0-0	0-0	0-0	3
12/1/18	at Maine	1	2	3	0-0	0-0	0-0	3

DATE	OPPONENT	KO	YDS	TD	LG	AP
8/25/18	vs. North Carolina A&T	2	36	0	34	36
9/8/18	Mississippi Valley State	-	-	-	-	-
9/22/18	Tennessee Tech	-	-	-	-	-
9/29/18	Austin Peay	-	-	-	-	-
10/6/18	@Eastern Kentucky	-	-	-	-	-
10/13/18	Eastern Illinois	-	-	-	-	-
10/20/18	@Southeast Missouri	-	-	-	-	-
10/27/18	@Murray State	-	-	-	-	-
11/3/18	UT Martin	-	-	-	-	-
11/10/18	@Tennessee State	-	-	-	-	-
11/17/18	@Kennesaw State	-	-	-	-	-

DATE	OPPONENT	UT	AT	TT	TFL-YDS	SCKS-YDS	INT-YDS	BRK
8/26/17	vs. Chattanooga	- DNP -						
9/9/17	@Georgia Tech	- DNP -						
9/23/17	Liberty	0	2	2	0-0	0-0	0-0	0
9/30/17	@Tennessee Tech	- DNP -						
10/7/17	@Austin Peay	- DNP -						
10/14/17	Eastern Kentucky	- DNP -						
10/21/17	@Eastern Illinois	- DNP -						
10/28/17	Southeast Missouri	- DNP -						
11/4/17	Murray State	- DNP -						
11/11/17	@UT Martin	- DNP -						
11/16/17	Tennessee State	- DNP -						
12/2/17	Kennesaw State	- DNP -						

**OB**

2020-21: Made his Gamecock debut at FIU...attempted one pass against Tennessee Tech...did not see action at Tennessee State.

<i>RUSHING</i>	<i>G</i>	<i>ATT</i>	<i>YDS</i>	<i>TD</i>	<i>LG</i>	<i>AVG/C</i>	<i>AVG/G</i>
2020-21	2	0	0	0	0	0.0	0.0
TOTAL	2	0	0	0	0	0.0	0.0

	NO.	OPPONENT	DATE
Completions	-	-	-
Pass Attempts	1	vs. Tennessee Tech	2/28/21
Pass Yards	-	-	-
Pass TD's	-	-	-
Interceptions	-	-	-
Rush Attempts	-	-	-
Rush Yards	-	-	-
Rush TD's	-	-	-
Long Pass Play	-	-	-

DATE	OPPONENT	PASSING				RUSHING		
		COMP-ATT-INT	YDS	TD	LG	NO.-YDS	TD	LG
10/3/20	at Florida State	- DNP -						
10/10/20	Mercer	- DNP -						
10/17/20	at North Alabama	- DNP -						
10/23/20	at Florida International	0-0-0	0	0	0	0	0	0
2/28/21	Tennessee Tech	0-1-0	0	0	0	0	0	0
3/7/21	at Tennessee State	- DNP -						
3/14/21	at UT Martin	-	-	-	-	-	-	-
3/21/21	Southeast Missouri	-	-	-	-	-	-	-
3/28/21	Austin Peay	-	-	-	-	-	-	-
4/3/21	at Eastern Illinois	-	-	-	-	-	-	-
4/11/21	at Murray State	-	-	-	-	-	-	-



LAETIA **#16**
HALE, JR. **LB**
6-0 • 210 • R-FR.
MONTGOMERY, ALA.
CARVER HS

2020-21: Posted one tackle in the season opener at Florida State...made one stop versus Mercer...missed the North Alabama game and the FIU game...saw action against Tennessee Tech and at Tennessee State.

HALE'S CAREER STATS								
TACKLES	G	UA	A	TOTAL	TFL	YDS	PD	FF
2019	4	2	3	5	0	0	0	0
2020-21	4	0	2	2	0	0	0	0
TOTAL	8	2	5	7	0	0	0	0

HALE'S CAREER HIGH GAME STATS			
NO.	OPPONENT	DATE	
2	2x; last vs. Eastern Kentucky	11/23/19	
Tackles	-	-	-
Tackles for loss	-	-	-
Sacks	-	-	-
FF	-	-	-
FR	-	-	-2
PB	-	-	-
INT	-	-	-

HALE'S 2020-21 GAME-BY-GAME								
DATE	OPPONENT	UT	AT	TT	TFL-YDS	SCKS-YDS	INT-YDS	BRK
10/3/20	at Florida State	0	1	1	0-0	0-0	0-0	0
10/10/20	Mercer	0	1	1	0-0	0-0	0-0	0
10/17/20	at North Alabama	-	DNP	-	-	-	-	-
10/23/20	at FIU	-	DNP	-	-	-	-	-
2/21/21	at Tennessee State	0	0	0	0-0	0-0	0-0	0
2/28/21	Tennessee Tech	0	0	0	0-0	0-0	0-0	0
3/14/21	at UT Martin	-	-	-	-	-	-	-
3/21/21	Southeast Missouri	-	-	-	-	-	-	-
3/28/21	Austin Peay	-	-	-	-	-	-	-
4/3/21	at Eastern Illinois	-	-	-	-	-	-	-
4/11/21	at Murray State	-	-	-	-	-	-	-

HALE'S 2019 GAME-BY-GAME								
DATE	OPPONENT	UT	AT	TT	TFL-YDS	SCKS-YDS	INT-YDS	BRK
8/24/19	@SE Louisiana	-	DNP	-	-	-	-	-
9/7/19	Chattanooga	-	DNP	-	-	-	-	-
9/14/19	Eastern Washington	-	DNP	-	-	-	-	-
9/21/19	North Alabama	-	DNP	-	-	-	-	-
9/28/19	@Austin Peay	0	1	0	0-0	0-0	0-0	0
10/5/19	Tennessee State	-	DNP	-	-	-	-	-
10/12/19	@Eastern Illinois	-	DNP	-	-	-	-	-
10/19/19	Southeast Missouri	0	0	0	0-0	0-0	0-0	0
10/26/19	Murray State	-	DNP	-	-	-	-	-
11/2/19	@UT Martin	1	1	2	0-0	0-0	0-0	0
11/9/19	@Tennessee Tech	-	DNP	-	-	-	-	-
11/23/19	Eastern Kentucky	1	1	2	0-0	0-0	0-0	0



NICARIO **#1**
HARPER **SAF**
6-1 • 180 • R-SO.
ATLANTA, GA.
CARVER HS/SOUTHERN MISS

2020-21: Made his Jax State debut with a team-best eight tackles against Florida State...returned a fumble recovery 64 yards for a touchdown in the fourth quarter against Mercer for JSU's first fumble return for a score since Robert Gray did so against Samford on Nov. 30, 2013...finished with six tackles versus the Bears...collected seven tackles and posted an interception at North Alabama...led the JSU defense with seven tackles, including a stop for a loss...led JSU with 13 tackles and an interception against Tennessee Tech...recorded seven tackles, including a stop for a loss at Tennessee State.

HARPER'S CAREER STATS								
TACKLES	G	UA	A	TOTAL	TFL	YDS	PD	FF
2020-21	6	23	25	48	1.5	3	0	1
TOTAL	6	23	25	48	1.5	3	0	1

HARPER'S CAREER HIGH GAME STATS			
NO.	OPPONENT	DATE	
13	vs. Tennessee Tech	2/28/21	
Tackles for loss	1.0	at FIU	10/23/20
Sacks	-	-	-
FF	-	-	-
FR	1	vs. Mercer	10/10/20
PB	-	-	-
INT	1	2x; last vs. Tennessee Tech	2/28/21

HARPER'S 2020-21 GAME-BY-GAME								
DATE	OPPONENT	UT	AT	TT	TFL-YDS	SCKS-YDS	INT-YDS	BRK
10/3/20	at Florida State	2	6	8	0-0	0-0	0-0	0
10/10/20	Mercer	0	6	6	0-0	0-0	0-0	0
10/17/20	at North Alabama	5	2	7	0-0	0-0	1-0	0
10/23/20	at FIU	3	4	7	1.0-2	0-0	0-0	0
2/28/21	Tennessee Tech	6	7	13	0-0	0-0	1-6	0
2/21/21	at Tennessee State	3	4	7	0-0	0-0	0-0	0
3/14/21	at UT Martin	-	-	-	-	-	-	-
3/21/21	Southeast Missouri	-	-	-	-	-	-	-
3/28/21	Austin Peay	-	-	-	-	-	-	-
4/3/21	at Eastern Illinois	-	-	-	-	-	-	-
4/11/21	at Murray State	-	-	-	-	-	-	-



JEREMIAH **#14**
HARRIS **SAF**
5-10 • 180 • R-JR.
SHORTERVILLE, ALA.
ABBEVILLE HS

2020-21: Turned in a career-high seven tackles in the season opener at Florida State...did not play against Mercer and at North Alabama...recorded a tackle at FIU...added five tackles ersus Tennessee Tech...also forced a fumble and picked off a Tech pass...finished with five tackles at Tennessee State.

HARRIS' CAREER STATS								
TACKLES	G	UA	A	TOTAL	TFL	YDS	PD	FF
2018	12	14	7	21	0-0	0	0	0
2019	11	29	9	35	1.0	5	0	0
2020-21	4	7	11	18	0.0	0	0	0
TOTAL	26	50	27	77	1.0	5	0	0

HARRIS' CAREER HIGH GAME STATS			
NO.	OPPONENT	DATE	
7	at Florida State	10/3/20	
Tackles for loss	1.0	vs. Eastern Washington	9/14/19
Sacks	-	-	-
FF	1	vs. Tennessee Tech	2/28/21
PB	-	-	-
INT	1	2x; last vs. Tennessee Tech	2/28/21

HARRIS' 2020-21 GAME-BY-GAME								
DATE	OPPONENT	UT	AT	TT	TFL-YDS	SCKS-YDS	INT-YDS	BRK
10/3/20	at Florida State	2	5	7	0-0	0-0	0-0	0
10/10/20	Mercer	-	DNP	-	-	-	-	-
10/17/20	at North Alabama	-	DNP	-	-	-	-	-
10/23/20	at FIU	0	1	1	0-0	0-0	0-0	0
2/28/21	Tennessee Tech	0	5	5	0-0	0-0	1-0	0
3/7/21	at Tennessee State	2	3	5	0-0	0-0	0-0	0
3/14/21	at UT Martin	-	-	-	-	-	-	-
3/21/21	Southeast Missouri	-	-	-	-	-	-	-
3/28/21	Austin Peay	-	-	-	-	-	-	-
4/3/21	at Eastern Illinois	-	-	-	-	-	-	-
4/11/21	at Murray State	-	-	-	-	-	-	-

HARRIS' 2019 GAME-BY-GAME								
DATE	OPPONENT	UT	AT	TT	TFL-YDS	SCKS-YDS	INT-YDS	BRK
8/24/19	@SE Louisiana	0	0	0	0-0	0-0	0-0	0
9/7/19	Chattanooga	1	0	1	0-0	0-0	0-0	0
9/14/19	Eastern Washington	3	0	3	1.0-5	0-0	0-0	0
9/21/19	North Alabama	3	3	6	0-0	0-0	0-0	0
9/28/19	@Austin Peay	4	1	5	0-0	0-0	0-0	0
10/5/19	Tennessee State	3	0	3	0-0	0-0	0-0	0
10/12/19	@Eastern Illinois	3	1	4	0-0	0-0	0-0	0
10/19/19	Southeast Missouri	4	0	4	0-0	0-0	0-0	0
10/26/19	Murray State	3	1	4	0-0	0-0	1-15	0
11/2/19	@UT Martin	-	DNP	-	-	-	-	-
11/9/19	@Tennessee Tech	1	3	4	0-0	0-0	0-0	0
11/23/19	Eastern Kentucky	4	0	4	0-0	0-0	0-0	0

HARRIS' 2018 GAME-BY-GAME								
DATE	OPPONENT	UT	AT	TT	TFL-YDS	SCKS-YDS	INT-YDS	BRK
8/25/18	vs. N.C. A&T	0	0	0	0-0	0-0	0-0	0
9/8/18	Miss. Valley State	2	0	2	0-0	0-0	0-0	0
9/22/18	Tennessee Tech	3	0	3	0-0	0-0	0-0	0
9/29/18	Austin Peay	1	1	2	0-0	0-0	0-0	0
10/6/18	at Eastern Kentucky	2	1	3	0-0	0-0	0-0	0
10/13/18	Eastern Illinois	2	1	3	0-0	0-0	0-0	0
10/20/18	at Southeast Missouri	1	0	1	0-0	0-0	0-0	0
10/27/18	at Murray State	-	DNP	-	-	-	-	-
11/3/18	UT Martin	0	2	2	0-0	0-0	0-0	0
11/10/18	at Tennessee State	0	0	0	0-0	0-0	0-0	0
11/17/18	at Kennesaw State	2	1	3	0-0	0-0	0-0	0
11/24/18	East Tennessee St.	0	1	1	0-0	0-0	0-0	0
12/1/18	at Maine	1	0	1	0-0	0-0	0-0	0



BRAYDON HILL

#82

TE

6-4 • 225 • R-FR.

HOKES BLUFF, ALA.

HOKES BLUFF HS

2020-21: Did not see action against Florida State, Mercer, North Alabama and FIU...made his Gamecock debut against Tennessee Tech...made one catch at Tennessee State.

HILL'S CAREER STATS								
REC	G	REC	YDS	TD	LG	REC/G	AVG/C	AVG/G
2020-21	2	1	-1	0	-1	0.5	-1.0	-0.5
TOTALS	2	1	-1	0	-1	0.5	-1.0	-0.5

HILL'S CAREER HIGH GAME STATS				DATE	
NO.	OPPONENT				
Receptions	1	at Tennessee State		3/7/21	-
Receiving Yards	-1	at Tennessee State		3/7/21	-
Receiving TDs	-	-		-	-
Long Play	-	-		-	-

HILL'S 2020-21 GAME-BY-GAME						
DATE	OPPONENT	REC	YDS	LNG	AVG	TD
10/3/20	at Florida State	-	DNP	-	-	-
10/10/20	Mercer	-	DNP	-	-	-
10/17/20	at North Alabama	-	DNP	-	-	-
10/23/20	at FIU	-	DNP	-	-	-
2/28/21	Tennessee Tech	0	0	0	0	0
3/7/21	at Tennessee State	1	-1	-1	-1	0
3/14/21	at UT Martin	-	-	-	-	-
3/21/21	Southeast Missouri	-	-	-	-	-
3/28/21	Austin Peay	-	-	-	-	-
4/3/21	at Eastern Illinois	-	-	-	-	-
4/11/21	at Murray State	-	-	-	-	-



JAMARI JEMISON

#0

CB

5-10 • 160 • FR.

BIRMINGHAM, ALA.

MINOR HS

2020-21: Saw action against Mercer and FIU...made two tackles and broke up a pass against Tennessee Tech...made one stop at Tennessee State and returned a TSU kickoff 25 yards.

JEMISON'S CAREER STATS									
TACKLES	G	UA	A	TOTAL	TFL	YDS	PD	FF	FR
2020-21	4	3	0	3	0.0	0	1	0	0
TOTAL	4	3	0	3	0.0	0	1	0	0

JEMISON'S CAREER HIGH GAME STATS				DATE	
NO.	OPPONENT				
Tackles	2	vs. Tennessee Tech		2/28/21	-
Tackles for loss	-	-		-	-
Sacks	-	-		-	-
FF	-	-		-	-
PB	1	vs. Tennessee Tech		2/28/21	-
INT	-	-		-	-

JEMISON'S 2020-21 GAME-BY-GAME								
DATE	OPPONENT	UT	AT	TT	TFL-YDS	SCKS-YDS	INT-YDS	BRK
10/3/20	at Florida State	-	DNP	-	-	0-0	0-0	0
10/10/20	Mercer	0	0	0	0-0	0-0	0-0	0
10/17/20	at North Alabama	-	DNP	-	-	0-0	0-0	0
10/23/20	at FIU	0	0	0	0-0	0-0	0-0	0
2/28/21	Tennessee Tech	2	0	2	0-0	0-0	0-0	1
3/7/21	at Tennessee State	1	0	1	0-0	0-0	0-0	0
3/14/21	at UT Martin	-	-	-	-	-	-	-
3/21/21	Southeast Missouri	-	-	-	-	-	-	-
3/28/21	Austin Peay	-	-	-	-	-	-	-
4/3/21	at Eastern Illinois	-	-	-	-	-	-	-
4/11/21	at Murray State	-	-	-	-	-	-	-

JEMISON'S 2020-21 GAME-BY-GAME						
DATE	OPPONENT	KO	YDS	TD	LG	AP
10/3/20	at Florida State	-	DNP	-	-	-
10/10/20	Mercer	1	15	0	15	15
10/17/20	at North Alabama	-	DNP	-	-	-
10/23/20	at Florida International	0	0	0	0	0
2/28/21	Tennessee Tech	1	22	0	22	22
3/7/21	at Tennessee State	1	25	0	25	25
3/14/21	at UT Martin	-	-	-	-	-
3/21/21	Southeast Missouri	-	-	-	-	-
3/28/21	Austin Peay	-	-	-	-	-
4/3/21	at Eastern Illinois	-	-	-	-	-
4/11/21	at Murray State	-	-	-	-	-



KYLE HOLT

#39

DE

6-3 • 255 • SO.

MABLETON, GA.

WHITEFIELD ACADEMY

2020-21: Did not see action against Florida State. ...missed the Mercer game and North Alabama game...did not play at FIU and against Tennessee Tech...returned to action at Tennessee State with one tackle.

HOLT'S CAREER STATS									
TACKLES	G	UA	A	TOTAL	TFL	YDS	PD	FF	FR
2019	10	10	12	22	3.0	18	1	0	0
2020-21	1	1	0	1	0.0	0	0	0	0
TOTAL	11	11	12	23	3.0	18	1	0	0

HOLT'S CAREER HIGH GAME STATS				DATE	
NO.	OPPONENT				
Tackles	5	vs. Murray State		10/26/19	-
Tackles for loss	1	2x; last vs. Eastern Kentucky		11/23/19	-
Sacks	-	-		-	-
FF	-	-		-	-
FR	-	-		-	-
PB	1	vs. Southeast Missouri		10/19/19	-
INT	-	-		-	-

HOLT'S 2020-21 GAME-BY-GAME								
DATE	OPPONENT	UT	AT	TT	TFL-YDS	SCKS-YDS	INT-YDS	BRK
10/3/20	at Florida State	-	DNP	-	-	-	-	-
10/10/20	Mercer	-	DNP	-	-	-	-	-
10/17/20	at North Alabama	-	DNP	-	-	-	-	-
10/23/20	at FIU	-	DNP	-	-	-	-	-
2/28/21	Tennessee Tech	-	DNP	-	-	-	-	-
3/7/21	at Tennessee State	1	0	1	0-0	0-0	0-0	0
3/14/21	at UT Martin	-	-	-	-	-	-	-
3/21/21	Southeast Missouri	-	-	-	-	-	-	-
3/28/21	Austin Peay	-	-	-	-	-	-	-
4/3/21	at Eastern Illinois	-	-	-	-	-	-	-
4/11/21	at Murray State	-	-	-	-	-	-	-

HOLT'S 2019 GAME-BY-GAME								
DATE	OPPONENT	UT	AT	TT	TFL-YDS	SCKS-YDS	INT-YDS	BRK
8/24/19	@SE Louisiana	1	0	1	0-0	0-0	0-0	0
9/7/19	Chattanooga	1	0	1	0-0	0-0	0-0	0
9/14/19	Eastern Washington	2	1	3	0-0	0-0	0-0	0
9/21/19	North Alabama	1	0	1	0-0	0-0	0-0	0
9/28/19	@Austin Peay	0	1	1	0.5-6	0-0	0-0	0
10/5/19	Tennessee State	-	DNP	-	-	-	-	-
10/12/19	@Eastern Illinois	-	DNP	-	-	-	-	-
10/19/19	Southeast Missouri	1	0	1	0-0	0-0	0-0	1
10/26/19	Murray State	1	4	5	1-10	0-0	0-0	0
11/2/19	@UT Martin	0	3	3	0-0	0-0	0-0	0
11/9/19	@Tennessee Tech	0	2	2	0.5-1	0-0	0-0	0
11/23/19	Eastern Kentucky	3	1	4	1.0-1	0-0	0-0	0



PAT #3

JACKSON RB

5-9 • 220 • JR.

COLUMBUS MISS.

COLUMBUS HS/MISSISSIPPI DELTA CC

2020-21: Made his Gamecock debut with one catch for seven yards against Florida State...cored his first career touchdown on a two-yard run just before halftime of the Mercer game...carried the ball nine times for 29 yards at North Alabama...missed the FIU game...collected 62 yards on 19 carries against Tennessee Tech...carried the ball 13 times for 19 yards at Tennessee State...had a one-yard TD run in the opening quarter at TSU.

JACKSON'S CAREER STATS							
RUSHING	G	ATT	YDS	TD	LG	AVG/C	AVG/G
2020-21	5	43	172	2	28	4.0	34.4
TOTAL	5	43	172	2	28	4.0	34.4

JACKSON'S CAREER STATS								
REC	G	REC	YDS	TD	LG	REC/G	AVG/C	AVG/G
2020-21	5	2	12	0	7	0.4	6.0	2.4
TOTALS	5	2	12	0	7	0.4	6.0	2.4

JACKSON'S CAREER HIGH GAME STATS			
NO.	OPPONENT	DATE	
11	vs. Mercer	10/10/20	
62	2x; last vs. Tennessee Tech	2/28/21	
1	2x; last at Tennessee State	3/7/21	
Receptions	1	2x; last at Tennessee State	3/7/21
Rec. Yards	7	at Florida State	10/3/20
Rec. TD's	-	-	-

JACKSON'S 2020-21 GAME-BY-GAME						
DATE	OPPONENT	RUSH	YDS	AVG	TD	TD RUNS
10/3/20	at Florida State	-	-	-	-	-
10/10/20	Mercer	11	62	5.6	1	2
10/17/20	at North Alabama	9	29	3.2	0	-
10/23/20	at Florida International	-	DNP	-	-	-
2/28/21	Tennessee Tech	10	62	6.2	0	-
3/7/21	at Tennessee State	13	19	1.5	1	1
3/14/21	at UT Martin	-	-	-	-	-
3/21/21	Southeast Missouri	-	-	-	-	-
3/28/21	Austin Peay	-	-	-	-	-
4/3/21	at Eastern Illinois	-	-	-	-	-
4/11/21	at Murray State	-	-	-	-	-

JACKSON'S 2020-21 GAME-BY-GAME						
DATE	OPPONENT	REC	YDS	LNG	AVG	TD
10/3/20	at Florida State	1	7	7	7.0	0
10/10/20	Mercer	0	0	0	0	0
10/17/20	at North Alabama	0	0	0	0	0
10/23/20	at FIU	-	DNP	-	-	-
2/21/21	at Tennessee State	1	5	5	5.0	0
2/28/21	Tennessee Tech	-	-	-	-	-
3/14/21	at UT Martin	-	-	-	-	-
3/21/21	Southeast Missouri	-	-	-	-	-
3/28/21	Austin Peay	-	-	-	-	-
4/3/21	at Eastern Illinois	-	-	-	-	-
4/11/21	at Murray State	-	-	-	-	-



ROBERT #95

JOHNSON DL

6-0 • 280 • FR.

CARROLLTON, GA.

CARROLLTON HS

2020-21: Made his Gamecock debut with a tackle against Florida State...made a pair of stops versus Mercer...saw action in the North Alabama and FIU contests...started against Tennessee Tech...turned in a tackle at Tennessee State.

JOHNSON'S CAREER STATS									
TACKLES	G	UA	A	TOTAL	TFL	YDS	PD	FF	FR
2020-21	6	0	4	4	0.0	0	0	0	0
TOTAL	6	0	4	4	0.0	0	0	0	0

JOHNSON'S CAREER HIGH GAME STATS			
NO.	OPPONENT	DATE	
2	vs. Mercer	10/10/20	
Tackles	-	-	-
Tackles for loss	-	-	-
Sacks	-	-	-
FF	-	-	-
PB	-	-	-
INT	-	-	-

JOHNSON'S 2020-21 GAME-BY-GAME								
DATE	OPPONENT	UT	AT	TT	TFL-YDS	SCKS-YDS	INT-YDS	BRK
10/3/20	at Florida State	0	1	1	0-0	0-0	0-0	0
10/10/20	Mercer	0	2	2	0-0	0-0	0-0	0
10/17/20	at North Alabama	0	0	0	0-0	0-0	0-0	0
10/23/20	at FIU	0	0	0	0-0	0-0	0-0	0
2/28/21	Tennessee Tech	0	0	0	0-0	0-0	0-0	0
3/7/21	at Tennessee State	0	1	1	0-0	0-0	0-0	0
3/14/21	at UT Martin	-	-	-	-	-	-	-
3/21/21	Southeast Missouri	-	-	-	-	-	-	-
3/28/21	Austin Peay	-	-	-	-	-	-	-
4/3/21	at Eastern Illinois	-	-	-	-	-	-	-
4/11/21	at Murray State	-	-	-	-	-	-	-



DARIUS #9
JOINER SAF
 6-2 • 200 • R-JR.
 ROANOKE, ALA.
 HANDLEY HS

2020-21: Recorded eight tackles to help lead the JSU defense at Florida State...established a new career high in tackles with 12 versus Mercer...made four stops at North Alabama...turned in two tackles at FIU...saw action against Tennessee Tech...turned in a tackle at Tennessee State.

JOINER'S CAREER STATS									
TACKLES	G	UA	A	TOTAL	TFL	YDS	PD	FF	FR
2018	13	17	10	27	1.0	2	2	0	0
2019	5	8	8	16	3.0	11	0	0	0
2020-21	6	14	16	29	0.0	0	0	0	0
TOTAL	24	39	34	73	4.0	13	2	0	0

JOINER'S CAREER HIGH GAME STATS			
NO.	OPPONENT	DATE	
Tackles	12 vs. Mercer	10/10/20	
Tackles for loss	1.5 vs. Tennessee State	10/5/19	
Sacks	-	-	
FF	-	-	
PB	1 2x; last at Murray State	10/27/18	
INT	1 vs. Eastern Illinois	10/13/18	

JOINER'S 2020-21 GAME-BY-GAME								
DATE	OPPONENT	UT	AT	TT	TFL-YDS	SCKS-YDS	INT-YDS	BRK
10/3/20	at Florida State	4	4	8	0-0	0-0	0-0	0
10/10/20	Mercer	5	7	12	0-0	0-0	0-0	0
10/17/20	at North Alabama	2	2	4	0-0	0-0	0-0	0
10/23/20	at FIU	0	2	2	0-0	0-0	0-0	0
2/28/21	Tennessee Tech	0	0	0	0-0	0-0	0-0	0
3/7/21	at Tennessee State	1	0	1	0-0	0-0	0-0	0
3/14/21	at UT Martin	-	-	-	-	-	-	-
3/21/21	Southeast Missouri	-	-	-	-	-	-	-
3/28/21	Austin Peay	-	-	-	-	-	-	-
4/3/21	at Eastern Illinois	-	-	-	-	-	-	-
4/11/21	at Murray State	-	-	-	-	-	-	-

JOINER'S 2019 GAME-BY-GAME								
DATE	OPPONENT	UT	AT	TT	TFL-YDS	SCKS-YDS	INT-YDS	BRK
8/24/19	@SE Louisiana	3	4	7	0.5-0	0-0	0-0	0
9/7/19	Chattanooga	1	0	1	0-0	0-0	0-0	0
9/14/19	Eastern Washington	1	1	2	0-0	0-0	0-0	0
9/21/19	North Alabama	-	DNP	-	-	-	-	-
9/28/19	@Austin Peay	-	DNP	-	-	-	-	-
10/5/19	Tennessee State	1	3	4	1.5-4	0-0	0-0	0
10/12/19	@Eastern Illinois	-	DNP	-	-	-	-	-
10/19/19	Southeast Missouri	-	DNP	-	-	-	-	-
10/26/19	Murray State	2	0	2	1.0-7	0-0	0-0	0
11/2/19	@UT Martin	-	DNP	-	-	-	-	-
11/9/19	@Tennessee Tech	-	DNP	-	-	-	-	-
11/23/19	Eastern Kentucky	-	DNP	-	-	-	-	-

JOINER'S 2018 GAME-BY-GAME								
DATE	OPPONENT	UT	AT	TT	TFL-YDS	SCKS-YDS	INT-YDS	BRK
8/25/18	vs. N.C. A&T	2	2	5	0.5-1	0-0	0-0	0
9/8/18	Miss. Valley State	3	2	5	0.5-1	0-0	0-0	0
9/22/18	Tennessee Tech	1	1	2	0-0	0-0	0-0	1
9/29/18	Austin Peay	1	0	1	0-0	0-0	0-0	0
10/6/18	at Eastern Kentucky	0	0	0	0-0	0-0	0-0	0
10/13/18	Eastern Illinois	1	0	1	0-0	0-0	1-24	1
10/20/18	at Southeast Missouri	0	0	0	0-0	0-0	0-0	0
10/27/18	at Murray State	0	0	0	0-0	0-0	0-0	1
11/3/18	UT Martin	1	0	1	0-0	0-0	0-0	0
11/10/18	at Tennessee State	2	0	2	0-0	0-0	0-0	0
11/17/18	at Kennesaw State	0	0	0	0-0	0-0	0-0	0
11/24/18	East Tennessee St.	3	3	6	0-0	0-0	0-0	0
12/1/18	at Maine	3	2	5	0-0	0-0	0-0	0



JAYSON #15
JONES WR
 5-11 • 180 • FR.
 BIRMINGHAM, ALA.
 CENTER POINT HS

2020-21: Made his JSU debut with a catch against Florida State...missed the Mercer and North Alabama game...did not play at FIU...saw action on punt returns against Tennessee Tech...had a punt return for one yard at Tennessee State.

JONES' CAREER STATS								
REC	G	REC	YDS	TD	LG	REC/G	AVG/C	AVG/G
2020-21	3	1	-7	0	-7	1.0	-7.0	-7.0
TOTALS	3	1	-7	0	-7	1.0	-7.0	-7.0

JONES' CAREER HIGH GAME STATS		
NO.	OPPONENT	DATE
Rush Attempts	-	-
Rush Yards	-	-
Rush TD's	-	-
Receptions	1 at Florida State	10/3/20
Rec. Yards	-7 at Florida State	10/3/20
Rec. TD's	-	-

JONES' 2020-21 GAME-BY-GAME						
DATE	OPPONENT	REC	YDS	LNG	AVG	TD
10/3/20	at Florida State	1	-7	-7	-7.0	0
10/10/20	Mercer	-	DNP	-	-	-
10/17/20	at North Alabama	-	DNP	-	-	-
10/23/20	at FIU	-	DNP	-	-	-
2/21/21	at Tennessee State	-	-	-	-	-
2/28/21	Tennessee Tech	0	0	0	0.0	-
3/14/21	at UT Martin	0	0	0	0.0	-
3/21/21	Southeast Missouri	-	-	-	-	-
3/28/21	Austin Peay	-	-	-	-	-
4/3/21	at Eastern Illinois	-	-	-	-	-
4/11/21	at Murray State	-	-	-	-	-



ALAN #47
KARAJIC PK
 6-5 • 205 • FR.
 OOLTEWAH, TENN.
 EAST HAMILTON HS

2020-21: Was perfect on his first field goal attempt as a Gamecock with a 21-yard field goal at Florida State...connected on field goals of 38 and 43 yards in the opening half versus Mercer...made a 36-yard field goal to extend JSU's lead in the fourth quarter of the North Alabama game...went 4-for-5 in field goals against FIU...made two field goals versus Tennessee Tech (34, 23)...hit a 26-yard field goal at Tennessee State.

KARAJIC'S CAREER STATS									
SCORING	G	TD	RUSH	PASS	RETN	PAT	2PAT	FG	TOTAL AVG/G
2020-21	6	-	-	-	-	19	-	32	- 52/8.6
TOTAL	6	-	-	-	-	19	-	32	- 52/8.6

KARAJIC'S CAREER HIGH GAME STATS					
FG	G	ATT	MADE	LG	PCT
2020-21	6	12	11	43	.917
TOTAL	6	12	11	43	.917

KARAJIC'S CAREER HIGH GAME STATS		
NO.	OPPONENT	DATE
FG Attempts	5 at FIU	10/23/20
FG Made	4 at FIU	10/23/20
Long	42 vs. Mercer	10/10/20
Points	13 at FIU	10/23/20

KARAJIC'S 2020-21 FIELD GOAL SEQUENCE (MADE/MISSED)					
DATE	OPPONENT	FGM	FGA	LNG	FG SEQ.
10/3/20	at Florida State	1	1	21	21
10/10/20	Mercer	2	2	43	38, 43
10/17/20	at North Alabama	1	1	36	36
10/23/20	at FIU	4	5	39	30, 39, 20, 32, 23
2/28/21	Tennessee Tech	2	2	34	34, 23
2/21/21	at Tennessee State	1	1	26	26
3/14/21	at UT Martin	-	-	-	-
3/21/21	Southeast Missouri	-	-	-	-
3/28/21	Austin Peay	-	-	-	-
4/3/21	at Eastern Illinois	-	-	-	-
4/11/21	at Murray State	-	-	-	-



JACKSON LUTTRELL

#92

DL

6-3 • 280 • SO.

RAINBOW CITY, ALA.

WESTBROOK CHRISTIAN HS

2020-21: Made one stop in the season opener at Florida State...missed the Mercer game... returned to action at North Alabama...finished with two tackles in the FIU game...made one tackle against Tennessee Tech...saw action at Tennessee State.

LUTTRELL'S CAREER STATS								
TACKLES	G	UA	A	TOTAL	TFL	YDS	PD	FF
2019	10	9	9	18	6.0	18	0	1
2020-21	4	0	2	2	0.0	0	0	0
TOTAL	14	9	11	20	6.0	18	0	1

LUTTRELL'S CAREER HIGH GAME STATS			
NO.	OPPONENT	DATE	
Tackles	5 vs. Tennessee State	10/5/19	
Tackles for loss	2.0 vs. Eastern Washington	9/14/19	
Sacks	1.0 vs. Eastern Washington	9/14/19	
FF	1 vs. Tennessee State	10/5/19	
PB	-		
INT	-		

LUTTRELL'S 2020-21 GAME-BY-GAME								
DATE	OPPONENT	UT	AT	TT	TFL-YDS	SCKS-YDS	INT-YDS	BRK
10/3/20	at Florida State	0	1	1	0-0	0-0	0-0	0
10/10/20	Mercer	-	DNP	-	-	-	-	-
10/17/20	at North Alabama	0	0	0	0-0	0-0	0-0	0
10/23/20	at FIU	-	-	-	-	-	-	-
2/28/21	Tennessee Tech	0	1	1	0-0	0-0	0-0	0
3/7/21	at Tennessee State	0	0	0	0-0	0-0	0-0	0
3/14/21	at UT Martin	-	-	-	-	-	-	-
3/21/21	Southeast Missouri	-	-	-	-	-	-	-
3/28/21	Austin Peay	-	-	-	-	-	-	-
4/3/21	at Eastern Illinois	-	-	-	-	-	-	-
4/11/21	at Murray State	-	-	-	-	-	-	-

LUTTRELL'S 2019 GAME-BY-GAME								
DATE	OPPONENT	UT	AT	TT	TFL-YDS	SCKS-YDS	INT-YDS	BRK
8/24/19	@SE Louisiana	-	DNP	-	-	-	-	-
9/7/19	Chattanooga	1	0	1	0-0	0-0	0-0	0
9/14/19	Eastern Washington	3	0	2	2.0-5	1.0-4	0-0	0
9/21/19	North Alabama	1	1	2	0-0	0-0	0-0	0
9/28/19	@Austin Peay	-	DNP	-	-	-	-	-
10/5/19	Tennessee State	1	3	4	1.0-2	0-0	0-0	0
10/12/19	@Eastern Illinois	0	1	1	0-0	0-0	0-0	0
10/19/19	Southeast Missouri	0	0	0	0-0	0-0	0-0	0
10/26/19	Murray State	1	2	3	1.5-8	0.5-3	0-0	0
11/2/19	@UT Martin	0	1	1	0.5-1	0-0	0-0	0
11/9/19	@Tennessee Tech	1	0	1	1.0-2	1.0-2	0-0	0
11/23/19	Eastern Kentucky	1	1	2	0-0	0-0	0-0	0



LOGAN

#86

MCVAY

WR

5-10 • 202 • R-JR.

DEMOPOLIS, ALA.

DEMOPOLIS HS

2020-21: Turned in his first career reception in the Florida State contest with a 41-yard catch...collected three catches for 28 yards versus Mercer...had two catches for 40 yards at North Alabama...caught two passes at FIU...made one catch against Tennessee Tech... caught a four-yard pass at Tennessee State.

MCVAY'S CAREER STATS								
REC	G	REC	YDS	TD	LG	REC/G	AVG/C	AVG/G
2019	12	0	0	0	0	0.0	0.0	0.0
2020-21	6	10	124	0	41	1.6	12.4	20.7
TOTALS	18	10	124	0	41	1.6	12.4	20.7

MCVAY'S CAREER HIGH GAME STATS			
NO.	OPPONENT	DATE	
3	vs. Mercer	10/10/20	
Receiving Yards	41 at Florida State	10/3/20	
Receiving TDs	-	-	
Long Play	41 at Florida State	10/3/20	

MCVAY'S 2020-21 GAME-BY-GAME						
DATE	OPPONENT	REC	YDS	LNG	AVG	TD
10/3/20	at Florida State	1	41	41	41.0	0
10/10/20	Mercer	3	28	10	9.3	0
10/17/20	at North Alabama	2	40	25	20.0	0
10/23/20	at FIU	2	7	8	3.5	0
2/28/21	Tennessee Tech	1	4	4	4.0	0
3/7/21	at Tennessee State	1	4	4	4.0	0
3/14/21	at UT Martin	-	-	-	-	-
3/21/21	Southeast Missouri	-	-	-	-	-
3/28/21	Austin Peay	-	-	-	-	-
4/3/21	at Eastern Illinois	-	-	-	-	-
4/11/21	at Murray State	-	-	-	-	-

MCVAY'S 2019 GAME-BY-GAME						
DATE	OPPONENT	REC	YDS	LNG	AVG	TD
8/29/19	@SE Louisiana	0	0	0	0.0	0
9/7/19	Chattanooga	0	0	0	0.0	0
9/14/19	Eastern Washington	0	0	0	0.0	0
9/21/19	North Alabama	0	0	0	0.0	0
9/28/19	@Austin Peay	0	0	0	0.0	0
10/5/19	Tennessee State	0	0	0	0.0	0
10/12/19	@Eastern Illinois	0	0	0	0.0	0
10/19/19	Southeast Missouri	0	0	0	0.0	0
10/26/19	Murray State	0	0	0	0.0	0
11/2/19	@UT Martin	0	0	0	0.0	0
11/9/19	@Tennessee Tech	0	0	0	0.0	0
11/23/19	Eastern Kentucky	0	0	0	0.0	0



ANTHONY NESBY

#99

DL

6-1 • 315 • R-SO.

ATLANTA, GA.

SOUTH ATLANTA HS

2020-21: Saw action in the season opener at Florida State and versus Mercer...recorded a career high four tackles, including a stop for a loss at North Alabama...made one stop at FIU...finished with two tackles, including a sack against Tennessee Tech...turned in a stop for a loss at Tennessee State.

NESBY'S CAREER STATS

TACKLES	G	UA	A	TOTAL	TFL	YDS	PD	FF	FR
2018	3	0	1	1	0.0	0	0	0	0
2019	6	0	1	1	0.0	0	0	0	0
2020-21	6	5	3	8	2.5	6	0	0	0
TOTAL	15	5	5	10	2.5	6	0	0	0

NESBY'S CAREER HIGH GAME STATS

	NO.	OPPONENT	DATE
Tackles	4	at North Alabama	10/17/20
Tackles for loss	1.0	2x; last at Tennessee State	3/7/21
Sacks	1.0	vs. Tennessee Tech	2/28/21
FF	-	-	-
PB	-	-	-
INT	-	-	-

NESBY'S 2020-21 GAME-BY-GAME

DATE	OPPONENT	UT	AT	TT	TFL-YDS	SCKS-YDS	INT-YDS	BRK
10/3/20	at Florida State	0	0	0	0-0	0-0	0-0	0
10/10/20	Mercer	0	0	0	0-0	0-0	0-0	0
10/17/20	at North Alabama	1	3	4	0.5-1	0-0	0-0	0
10/23/20	at FIU	-	-	-	-	-	-	-
2/28/21	Tennessee Tech	2	0	2	1.0-4	1.0-4	0-0	0
3/7/21	at Tennessee State	1	0	1	1.0-1	0-0	0-0	0
3/14/21	at UT Martin	-	-	-	-	-	-	-
3/21/21	Southeast Missouri	-	-	-	-	-	-	-
3/28/21	Austin Peay	-	-	-	-	-	-	-
4/3/21	at Eastern Illinois	-	-	-	-	-	-	-
4/11/21	at Murray State	-	-	-	-	-	-	-

NESBY'S 2019 GAME-BY-GAME

DATE	OPPONENT	UT	AT	TT	TFL-YDS	SCKS-YDS	INT-YDS	BRK
8/24/19	@SE Louisiana	0	0	0	0-0	0-0	0-0	0
9/7/19	Chattanooga	0	0	0	0-0	0-0	0-0	0
9/14/19	Eastern Washington	0	0	0	0-0	0-0	0-0	0
9/21/19	North Alabama	0	0	0	0-0	0-0	0-0	0
9/28/19	@Austin Peay	0	1	1	0-0	0-0	0-0	0
10/5/19	Tennessee State	- DNP -	-	-	-	-	-	-
10/12/19	@Eastern Illinois	0	0	0	0-0	0-0	0-0	0
10/19/19	Southeast Missouri	- DNP -	-	-	-	-	-	-
10/26/19	Murray State	- DNP -	-	-	-	-	-	-
11/2/19	@UT Martin	- DNP -	-	-	-	-	-	-
11/9/19	@Tennessee Tech	- DNP -	-	-	-	-	-	-
11/23/19	Eastern Kentucky	- DNP -	-	-	-	-	-	-

NESBY'S 2018 GAME-BY-GAME

DATE	OPPONENT	UT	AT	TT	TFL-YDS	SCKS-YDS	INT-YDS	BRK
8/25/18	vs. N.C. A&T	- DNP -	-	-	-	-	-	-
9/8/18	Miss. Valley State	0	1	1	0-0	0-0	0-0	0
9/22/18	Tennessee Tech	- DNP -	-	-	-	-	-	-
9/29/18	Austin Peay	- DNP -	-	-	-	-	-	-
10/6/18	at Eastern Kentucky	- DNP -	-	-	-	-	-	-
10/13/18	Eastern Illinois	- DNP -	-	-	-	-	-	-
10/20/18	at Southeast Missouri	- DNP -	-	-	-	-	-	-
10/27/18	at Murray State	- DNP -	-	-	-	-	-	-
11/3/18	UT Martin	- DNP -	-	-	-	-	-	-
11/10/18	at Tennessee State	- DNP -	-	-	-	-	-	-
11/17/18	at Kennesaw State	- DNP -	-	-	-	-	-	-
11/24/18	East Tennessee St.	- DNP -	-	-	-	-	-	-
12/1/18	at Maine	- DNP -	-	-	-	-	-	-



JACQUEZ PAYTON

#10

CB

6-1 • 176 • R-JR.

GEORGIANA, ALA.

GEORGIANA HS

2020-21: Turned in four tackles in the season opener at Florida State after missing the 2019 season...made one stop versus Mercer...made two stops and a pass break up at North Alabama...saw action at FIU...posted a pair of tackles and a pass break up against Tennessee Tech...recorded five tackles and collected an interception at Tennessee State.

PAYTON'S CAREER STATS

TACKLES	G	UA	A	TOTAL	TFL	YDS	PD	FF	FR
2017	12	12	8	20	0-0	0	4	0	0
2018	13	20	9	29	0.5	2	12	1	0
2020-21	6	12	2	14	0.0	0	2	0	0
TOTAL	31	44	19	63	0-0	2	18	1	0

PAYTON'S CAREER HIGH GAME STATS

	NO.	OPPONENT	DATE
Tackles	4	4x; last at Tennessee State	10/3/20
Tackles for loss	0.5	at Eastern Kentucky	10/6/18
Sacks	-	-	-
FF	1	vs. Mississippi Valley State	9/8/18
PB	3	vs. UT Martin	11/3/18
INT	1	at Tennessee State	3/7/21

PAYTON'S 2020-21 GAME-BY-GAME

DATE	OPPONENT	UT	AT	TT	TFL-YDS	SCKS-YDS	INT-YDS	BRK
10/3/20	at Florida State	4	0	4	0-0	0-0	0-0	0
10/10/20	Mercer	0	1	1	0-0	0-0	0-0	0
10/17/20	at North Alabama	2	0	2	0-0	0-0	0-0	1
10/23/20	at FIU	0	0	0	0-0	0-0	0-0	0
2/28/21	Tennessee Tech	2	0	2	0-0	0-0	0-0	1
3/7/21	at Tennessee State	4	1	5	0-0	0-0	1-0	0
3/14/21	at UT Martin	-	-	-	-	-	-	-
3/21/21	Southeast Missouri	-	-	-	-	-	-	-
3/28/21	Austin Peay	-	-	-	-	-	-	-
4/3/21	at Eastern Illinois	-	-	-	-	-	-	-
4/11/21	at Murray State	-	-	-	-	-	-	-

PAYTON'S 2018 GAME-BY-GAME

DATE	OPPONENT	UT	AT	TT	TFL-YDS	SCKS-YDS	INT-YDS	BRK
8/25/18	vs. N.C. A&T	1	2	3	0-0	0-0	0-0	2
9/8/18	Miss. Valley State	3	1	4	0-0	0-0	0-0	0
9/22/18	Tennessee Tech	1	2	3	0-0	0-0	0-0	0
9/29/18	Austin Peay	0	0	0	0-0	0-0	0-0	2
10/6/18	at Eastern Kentucky	1	2	3	0.5-2	0-0	0-0	0
10/13/18	Eastern Illinois	2	1	3	0-0	0-0	0-0	1
10/20/18	at Southeast Missouri	3	1	4	0-0	0-0	0-0	1
10/27/18	at Murray State	0	0	0	0-0	0-0	0-0	2
11/3/18	UT Martin	3	0	3	0-0	0-0	0-0	3
11/10/18	at Tennessee State	3	0	3	0-0	0-0	0-0	1
11/17/18	at Kennesaw State	1	0	1	0-0	0-0	0-0	0
11/24/18	East Tennessee St.	1	0	1	0-0	0-0	0-0	0
12/1/18	at Maine	1	0	1	0-0	0-0	0-0	0

PAYTON'S 2017 GAME-BY-GAME

DATE	OPPONENT	UT	AT	TT	TFL-YDS	SCKS-YDS	INT-YDS	BRK
8/26/17	vs. Chattanooga	1	0	1	0-0	0-0	0-0	0
9/9/17	@Georgia Tech	0	0	0	0-0	0-0	0-0	0
9/23/17	Liberty	1	1	2	0-0	0-0	0-0	1
9/30/17	@Tennessee Tech	0	0	0	0-0	0-0	0-0	0
10/7/17	@Austin Peay	2	2	4	0-0	0-0	0-0	1
10/14/17	Eastern Kentucky	0	1	1	0-0	0-0	0-0	0
10/21/17	@Eastern Illinois	3	0	0	0-0	0-0	0-0	0
10/28/17	Southeast Missouri	1	0	1	0-0	0-0	0-0	0
11/4/17	Murray State	0	0	0	0-0	0-0	0-0	1
11/11/17	@UT Martin	2	0	2	0-0	0-0	0-0	1
11/16/17	Tennessee State	0	0	0	0-0	0-0	0-0	0
12/2/17	Kennesaw State	0	0	0	0-0	0-0	0-0	0



MIKE #13
PETTWAY WR
 5-10 • 170 • R-FR.
 ALABASTER, ALA.
 WASHINGTON STATE

2020-21: Made his Gamecock debut with a catch against Tennessee Tech...led JSU in catches with six grabs for 75 yards, including a 30-yard catch at Tennessee State,

PETTWAY'S CAREER STATS							
REC	G	REC	YDS	TD	LG	REC/G	AVG/C
2020-21	2	7	81	0	30	3.5	11.6
TOTALS	2	1	81	0	30	3.5	40.5

PETTWAY'S CAREER HIGH GAME STATS			
NO.	OPPONENT	DATE	
6	at Tennessee State	3/7/21	
75	at Tennessee State	3/7/21	
-	-	-	
30	at Tennessee State	3/7/21	

PETTWAY'S 2020-21 GAME-BY-GAME						
DATE	OPPONENT	REC	YDS	LG	AVG	TD
2/28/21	Tennessee Tech	1	6	6	6.0	0
3/7/21	at Tennessee State	6	75	30	12.5	0
3/14/21	at UT Martin	-	-	-	-	-
3/21/21	Southeast Missouri	-	-	-	-	-
3/28/21	Austin Peay	-	-	-	-	-
4/3/21	at Eastern Illinois	-	-	-	-	-
4/11/21	at Murray State	-	-	-	-	-



HUDSON #31
PETTY SAF
 6-1 • 200 • R-FR.
 WHITWELL, TENN.
 WHITWELL HS

2020-21: Did not see action at Florida State...posted four tackles against Mercer...saw action at North Alabama and at FIU...saw action against Tennessee Tech...did not play at Tennessee State.

PETTY'S CAREER STATS							
TACKLES	G	UA	A	TOTAL	TFL	YDS	PD
2019	3	2	1	3	0	0	0
2020-21	4	1	3	4	0	0	0
TOTAL	7	3	4	7	0	0	0

PETTY'S CAREER HIGH GAME STATS			
NO.	OPPONENT	DATE	
4	vs. Mercer	10/20/20	
-	-	-	
-	-	-	
-	-	-	
-	-	-	
-	-	-	

PETTY'S 2020 GAME-BY-GAME							
DATE	OPPONENT	UT	AT	TT	TFL-YDS	SCKS-YDS	INT-YDS
10/3/20	at Florida State	-	DNP	-	-	-	-
10/10/20	Mercer	1	3	4	0-0	0-0	0-0
10/17/20	at North Alabama	0	0	0	0-0	0-0	0-0
10/23/20	at FIU	0	0	0	0-0	0-0	0-0
2/28/21	Tennessee Tech	0	0	0	0-0	0-0	0-0
3/7/21	at Tennessee State	-	DNP	-	-	-	-
3/14/21	at UT Martin	-	-	-	-	-	-
3/21/21	Southeast Missouri	-	-	-	-	-	-
3/28/21	Austin Peay	-	-	-	-	-	-
4/3/21	at Eastern Illinois	-	-	-	-	-	-
4/11/21	at Murray State	-	-	-	-	-	-

PETTY'S 2019 GAME-BY-GAME							
DATE	OPPONENT	UT	AT	TT	TFL-YDS	SCKS-YDS	INT-YDS
8/24/19	@SE Louisiana	-	DNP	-	-	-	-
9/7/19	Chattanooga	0	0	0	0-0	0-0	0-0
9/14/19	Eastern Washington	-	DNP	-	-	-	-
9/21/19	North Alabama	-	DNP	-	-	-	-
9/28/19	@Austin Peay	-	DNP	-	-	-	-
10/5/19	Tennessee State	-	DNP	-	-	-	-
10/12/19	@Eastern Illinois	-	DNP	-	-	-	-
10/19/19	Southeast Missouri	-	DNP	-	-	-	-
10/26/19	Murray State	-	DNP	-	-	-	-
11/2/19	@UT Martin	2	1	3	0-0	0-0	0-0
11/9/19	@Tennessee Tech	0	0	0	0-0	0-0	0-0
11/23/19	Eastern Kentucky	-	DNP	-	-	-	-



JAMIAS #15
PRESLEY CB
 5-10 • 170 • R-SO.
 OPELIKA, ALA.
 OPELIKA HS

2020-21: Did not see action at Florida State...posted three tackles and credited with a pass break up versus Mercer...posted a tackle at North Alabama...did not play at FIU...saw action against Tennessee Tech...credited with a pass break up at Tennessee State.

PRESLEY'S CAREER STATS							
TACKLES	G	UA	A	TOTAL	TFL	YDS	PD
2019	11	3	2	5	0-0	0-0	0
2020-21	4	3	1	4	0-0	0-0	2
TOTAL	14	6	3	9	0-0	0-0	2

PRESLEY'S CAREER HIGH GAME STATS			
NO.	OPPONENT	DATE	
3	vs. Mercer	10/10/20	
-	-	-	
-	-	-	
1	2x; last at Tennessee State	3/7/21	
-	-	-	

PRESLEY'S 2020-21 GAME-BY-GAME							
DATE	OPPONENT	UT	AT	TT	TFL-YDS	SCKS-YDS	INT-YDS
10/3/20	at Florida State	-	DNP	-	-	-	-
10/10/20	Mercer	2	1	3	0-0	0-0	0-0
10/17/20	at North Alabama	1	0	1	0-0	0-0	0-0
10/23/20	at FIU	-	DNP	-	-	-	-
2/28/21	Tennessee Tech	0	0	0	0-0	0-0	0-0
3/7/21	at Tennessee State	0	0	0	0-0	0-0	0-0
3/14/21	at UT Martin	-	-	-	-	-	-
3/21/21	Southeast Missouri	-	-	-	-	-	-
3/28/21	Austin Peay	-	-	-	-	-	-
4/3/21	at Eastern Illinois	-	-	-	-	-	-
4/11/21	at Murray State	-	-	-	-	-	-

PRESLEY'S 2019 GAME-BY-GAME							
DATE	OPPONENT	UT	AT	TT	TFL-YDS	SCKS-YDS	INT-YDS
8/24/19	@SE Louisiana	0	0	0	0-0	0-0	0-0
9/7/19	Chattanooga	0	0	0	0-0	0-0	0-0
9/14/19	Eastern Washington	0	1	1	0-0	0-0	0-0
9/21/19	North Alabama	0	0	0	0-0	0-0	0-0
9/28/19	@Austin Peay	0	1	1	0-0	0-0	0-0
10/5/19	Tennessee State	1	0	1	0-0	0-0	0-0
10/12/19	@Eastern Illinois	-	DNP	-	-	-	-
10/19/19	Southeast Missouri	1	0	1	0-0	0-0	0-0
10/26/19	Murray State	0	0	0	0-0	0-0	0-0
11/2/19	@UT Martin	0	0	0	0-0	0-0	0-0
11/9/19	@Tennessee Tech	1	0	1	0-0	0-0	0-0
11/23/19	Eastern Kentucky	0	0	0	0-0	0-0	0-0



DAVE **#7**
RUSSELL, III **WR**
6-0 • 202 • R-SO.
OXFORD, ALA.
OXFORD HS


2020-21: Led the JSU receivers with seven catches for 74 yards in the season opener at Florida State...made one grab versus Mercer...had three catches for 50 yards at North Alabama...saw action at FIU...had five catches for 81 yards, including a TD grab against Tennessee Tech...hauled in two catches for 38 yards...also had a 29-yard TD catch vs. TSU.

RUSSELL'S CAREER STATS								
REC	G	REC	YDS	TD	LG	REC/G	AVG/C	AVG/G
2019	10	4	24	0	8	0.4	6.0	2.4
2020-21	6	18	240	2	42	3.0	13.3	40.0
TOTALS	16	22	264	2	42	1.4	12.0	14.7

RUSSELL'S CAREER HIGH GAME STATS			
NO.	OPPONENT	DATE	
7	at Florida State	10/3/20	
81	vs. Tennessee Tech	2/28/21	
1	2x; last at Tennessee State	3/7/21	
42	vs. Tennessee Tech	2/28/21	

RUSSELL'S 2020-21 GAME-BY-GAME						
DATE	OPPONENT	REC	YDS	LNG	AVG	TD
10/3/20	at Florida State	7	74	19	10.6	0
10/10/20	Mercer	1	-3	-3	-3.0	0
10/17/20	at North Alabama	3	50	18	16.7	0
10/23/20	at FIU	0	0	0	0.0	0
2/28/21	Tennessee Tech	5	81	42	16.2	1
3/7/21	at Tennessee State	2	38	29	19.0	1
3/14/21	at UT Martin	-	-	-	-	-
3/21/21	Southeast Missouri	-	-	-	-	-
3/28/21	Austin Peay	-	-	-	-	-
4/3/21	at Eastern Illinois	-	-	-	-	-
4/11/21	at Murray State	-	-	-	-	-

RUSSELL'S 2019 GAME-BY-GAME						
DATE	OPPONENT	REC	YDS	LNG	AVG	TD
8/29/19	@SE Louisiana	0	0	0	0.0	0
9/7/19	Chattanooga	0	0	0	0.0	0
9/14/19	Eastern Washington	0	0	0	0.0	0
9/21/19	North Alabama	- DNP -				
9/28/19	@Austin Peay	0	0	0	0.0	0
10/5/19	Tennessee State	0	0	0	0.0	0
10/12/19	@Eastern Illinois	0	0	0	0.0	0
10/19/19	Southeast Missouri	0	0	0	0.0	0
10/26/19	Murray State	1	8	8	8.0	0
11/2/19	@UT Martin	1	5	5	5.0	0
11/9/19	@Tennessee Tech	2	11	7	5.5	0
11/23/19	Eastern Kentucky	- DNP -				



JOSH **#5**
SAMUEL **WR**
5-11 • 215 • R-JR.
GREENVILLE, S.C.
CENTRAL GWINNETT HS/WESTERN KENTUCKY

2020-21: Credited with one catch in the season opener at Florida State...also had a 20-yard TD run at FSU...carried the ball eight times for 44 yards versus Mercer...collected 24 yards on seven carries at North Alabama...led Jax State in rushing against FIU with 163 yards on 25 carries, including a 21-yard run...scored on a two-yard run in the second quarter of the game...finished with 37 yards on 17 carries against Tennessee Tech...turned in a two-yard TD run vs. TTU...had 71 yards on 13 carries at Tennessee State.

SAMUEL'S CAREER STATS								
RUSHING	G	ATT	YDS	TD	LG	AVG/C	AVG/G	
2020-21	6	72	359	3	26	5.0	59.8	
TOTAL	6	72	359	3	26	5.0	59.8	

SAMUEL'S CAREER STATS								
REC	G	REC	YDS	TD	LG	REC/G	AVG/C	AVG/G
2020-21	6	8	65	0	21	1.3	8.1	10.8
TOTALS	6	8	65	0	21	1.3	8.1	10.8

SAMUEL'S CAREER HIGH GAME STATS			
NO.	OPPONENT	DATE	
25	at FIU	10/23/20	
163	at FIU	10/23/20	
1	3x; last at FIU	2/28/21	
5	at FIU	10/23/20	
38	at FIU	10/23/20	
-	-	-	
21	at FIU	10/23/20	

SAMUEL'S 2020-21 GAME-BY-GAME						
DATE	OPPONENT	RUSH	YDS	AVG	TD	TD RUNS
10/3/20	at Florida State	1	14	3.5	0	-
10/10/20	Mercer	4	10	1.7	0	-
10/17/20	at North Alabama	7	24	3.4	0	-
10/23/20	at Florida International	25	163	6.5	1	2
2/28/21	Tennessee Tech	17	37	2.2	1	2
3/7/21	at Tennessee State	13	71	5.5	0	-
3/14/21	at UT Martin	-	-	-	-	-
3/21/21	Southeast Missouri	-	-	-	-	-
3/28/21	Austin Peay	-	-	-	-	-
4/3/21	at Eastern Illinois	-	-	-	-	-
4/11/21	at Murray State	-	-	-	-	-

SAMUEL'S 2020-21 GAME-BY-GAME						
DATE	OPPONENT	REC	YDS	LNG	AVG	TD
10/3/20	at Florida State	7	74	19	10.6	0
10/10/20	Mercer	0	0	0	0	0
10/17/20	at North Alabama	1	9	9	9.0	0
10/23/20	at FIU	5	38	21	7.6	0
2/21/21	at Tennessee State	1	11	11	11.0	0
2/28/21	Tennessee Tech	-	-	-	-	-
3/14/21	at UT Martin	-	-	-	-	-
3/21/21	Southeast Missouri	-	-	-	-	-
3/28/21	Austin Peay	-	-	-	-	-
4/3/21	at Eastern Illinois	-	-	-	-	-
4/11/21	at Murray State	-	-	-	-	-



RICKY **#35**
SAMUEL **DL**
6-3 • 300 • R-FR.
BREWTON, ALA.
T.R. MILLER HS/TROY

2020-21: Did not see action in the season opener at Florida State...played versus Mercer...made one tackle at North Alabama...saw action at FIU...miss the Tennessee Tech game...did not play at Tennessee State.

SAMUEL'S CAREER STATS									
TACKLES	G	UA	A	TOTAL	TFL	YDS	PD	FF	FR
2020-21	2	1	0	1	0-0	0-0	0	0	0
TOTAL	2	1	0	1	0-0	0-0	0	0	0

SAMUEL'S CAREER HIGH GAME STATS			
NO.	OPPONENT	DATE	
1	at North Alabama	10/17/20	
Tackles			
Tackles for loss			
Sacks			
FF			
PB			
INT			

SAMUEL'S 2020-21 GAME-BY-GAME								
DATE	OPPONENT	UT	AT	TT	TFL-YDS	SCKS-YDS	INT-YDS	BRK
10/3/20	at Florida State	-	DNP	-	-	-	-	-
10/10/20	Mercer	0	0	0	0-0	0-0	0-0	0
10/17/20	at North Alabama	1	0	1	0-0	0-0	0-0	0
10/23/20	at FIU	0	0	0	0-0	0-0	0-0	0
2/28/21	Tennessee Tech	-	DNP	-	-	-	-	-
3/7/21	at Tennessee State	-	DNP	-	-	-	-	-
3/14/21	at UT Martin	-	-	-	-	-	-	-
3/21/21	Southeast Missouri	-	-	-	-	-	-	-
3/28/21	Austin Peay	-	-	-	-	-	-	-
4/3/21	at Eastern Illinois	-	-	-	-	-	-	-
4/11/21	at Murray State	-	-	-	-	-	-	-



UMSTEAD **#12**
SANDERS **LB**
6-2 • 247 • R-SR.
PORT ST. JOE, FLA.
PORT ST. JOE HS/FLORIDA

2020-21: Finished with seven tackles in his Gamecock debut against Florida State...turned in four stops versus Mercer...posted four tackles, including a sack at North Alabama...made one tackle at FIU...made a tackle for a loss and blocked a field goal against Tennessee Tech...tallied two tackles at Tennessee State.

SANDERS' CAREER STATS									
TACKLES	G	UA	A	TOTAL	TFL	YDS	PD	FF	FR
2020-21	5	6	13	19	1.5	4	0	0	0
TOTAL	5	6	13	19	1.5	4	0	0	0

SANDERS' CAREER HIGH GAME STATS			
NO.	OPPONENT	DATE	
7	at Florida State	10/3/20	
Tackles			
Tackles for loss			
Sacks			
FF			
PB			
INT			

SANDERS' 2020-21 GAME-BY-GAME

DATE	OPPONENT	UT	AT	TT	TFL-YDS	SCKS-YDS	INT-YDS	BRK
10/3/20	at Florida State	3	4	7	0-0	0-0	0-0	0
10/10/20	Mercer	0	4	4	0-0	0-0	0-0	0
10/17/20	at North Alabama	1	3	4	0.5-0	0.5-0	0-0	0
10/23/20	at FIU	1	9	1	0-0	0-0	0-0	0
2/28/21	Tennessee Tech	1	0	1	1.0-4	0-0	0-0	0
3/7/21	at Tennessee State	0	2	2	0-0	0-0	0-0	0
3/14/21	at UT Martin	-	-	-	-	-	-	-
3/21/21	Southeast Missouri	-	-	-	-	-	-	-
3/28/21	Austin Peay	-	-	-	-	-	-	-
4/3/21	at Eastern Illinois	-	-	-	-	-	-	-
4/11/21	at Murray State	-	-	-	-	-	-	-



JARED **#1**
SCOTT **WR**
6-6 • 225 • SR.
OAK PARK, ILL.
OAK PARK-RIVER FORES HS/PRAIRIE VIEW A&M

2020-21: Made one catch in his debut with the Gamecocks in the season opener at Florida State...caught one pass for eight yards versus Mercer...had one catch at North Alabama...collected one catch at FIU...saw action against Tennessee Tech and at Tennessee State.

SCOTT'S CAREER STATS							
REC	G	REC	YDS	TD	LG	REC/G	AVG/C
2020-21	6	4	30	0	9	0.6	7.5
TOTALS	6	4	30	0	9	0.6	7.5

SCOTT'S CAREER HIGH GAME STATS			
NO.	OPPONENT	DATE	
1	4x; last at FIU	10/23/20	
Receptions			
Receiving Yards			
Receiving TDs			
Long Play			

SCOTT'S 2020-21 GAME-BY-GAME						
DATE	OPPONENT	REC	YDS	LNG	AVG	TD
10/3/20	at Florida State	1	7	7	7.0	0
10/10/20	Mercer	1	8	8	8.0	0
10/17/20	at North Alabama	1	6	6	6.0	0
10/23/20	at FIU	1	9	9	9.0	0
2/28/21	Tennessee Tech	0	0	0	0.0	0
2/21/21	at Tennessee State	0	0	0	0.0	0
3/14/21	at UT Martin	-	-	-	-	-
3/21/21	Southeast Missouri	-	-	-	-	-
3/28/21	Austin Peay	-	-	-	-	-
4/3/21	at Eastern Illinois	-	-	-	-	-
4/11/21	at Murray State	-	-	-	-	-



GEORGE **#6**
STEELE **CB**
5-10 • 180 • R-SO.
TRUSSVILLE, ALA.
HEWITT-TRUSSVILLE HS

2020-21: Made three stops in the season opener at Florida State...saw action versus Mercer...had one stop and a pass break up at North Alabama...finished with three tackles and forced a fumble at FIU...turned in a tackle against Tennessee Tech...credited with a pass break up at Tennessee State.

STEELE'S CAREER STATS									
TACKLES	G	UA	A	TOTAL	TFL	YDS	PD	FF	FR
2018	2	0	1	1	0.0	0	0	0	0
2019	12	19	2	21	1.0	2	0	1	0
2020-21	6	4	4	8	0.0	0	2	1	0
TOTAL	20	23	7	30	1.0	2	2	2	0

STEELE'S CAREER HIGH GAME STATS			
NO.	OPPONENT	DATE	
Tackles	7	vs. Murray State	10/26/19
Tackles for loss	1.0	vs. Murray State	10/26/29
Sacks	-	-	-
FF	1	2x; last at FIU	10/23/20
PB	1	2x; last at Tennessee State	3/7/21
INT	-	-	-

STEELE'S 2020-21 GAME-BY-GAME								
DATE	OPPONENT	UT	AT	TT	TFL-YDS	SCKS-YDS	INT-YDS	BRK
10/3/20	at Florida State	1	2	3	0-0	0-0	0-0	0
10/10/20	Mercer	0	0	0	0-0	0-0	0-0	0
10/17/20	at North Alabam	1	0	1	0-0	0-0	0-0	1
10/23/20	at FIU	3	0	3	0-0	0-0	0-0	0
2/28/21	Tennessee Tech	1	0	1	0-0	0-0	0-0	0
3/7/21	at Tennessee State	0	0	0	0-0	0-0	0-0	1
3/14/21	at UT Martin	-	-	-	-	-	-	-
3/21/21	Southeast Missouri	-	-	-	-	-	-	-
3/28/21	Austin Peay	-	-	-	-	-	-	-
4/3/21	at Eastern Illinois	-	-	-	-	-	-	-
4/11/21	at Murray State	-	-	-	-	-	-	-

STEELE'S 2019 GAME-BY-GAME								
DATE	OPPONENT	UT	AT	TT	TFL-YDS	SCKS-YDS	INT-YDS	BRK
8/24/19	@SE Louisiana	- DNP -		-	-	-	-	-
9/7/19	Chattanooga	0	0	0	0-0	0-0	0-0	0
9/14/19	Eastern Washington	0	0	0	0-0	0-0	0-0	0
9/21/19	North Alabama	1	0	1	0-0	0-0	0-0	0
9/28/19	@Austin Peay	2	0	2	0-0	0-0	0-0	0
10/5/19	Tennessee State	0	0	0	0-0	0-0	0-0	0
10/12/19	@Eastern Illinois	1	0	1	0-0	0-0	0-0	0
10/19/19	Southeast Missouri	0	0	0	0-0	0-0	0-0	0
10/26/19	Murray State	7	0	7	1.0-2	0-0	0-0	0
11/2/19	@UT Martin	3	1	4	0-0	0-0	0-0	0
11/9/19	@Tennessee Tech	2	0	2	0-0	0-0	0-0	0
11/23/19	Eastern Kentucky	3	1	4	0-0	0-0	0-0	0

STEELE'S 2018 GAME-BY-GAME								
DATE	OPPONENT	UT	AT	TT	TFL-YDS	SCKS-YDS	INT-YDS	BRK
8/25/18	vs. N.C. A&T	- DNP	-					
9/8/18	Miss. Valley State	- DNP	-					
9/22/18	Tennessee Tech	- DNP	-					
9/29/18	Austin Peay	- DNP	-					
10/6/18	at Eastern Kentucky	- DNP	-					
10/13/18	Eastern Illinois	- DNP	-					
10/20/18	at Southeast Missouri	- DNP	-					
10/27/18	at Murray State	0	1	1	0-0	0-0	0-0	0
11/3/18	UT Martin	- DNP	-					
11/10/18	at Tennessee State	0	0	0	0-0	0-0	0-0	0
11/17/18	at Kennesaw State	- DNP	-					
11/24/18	East Tennessee St.	- DNP	-					
12/1/18	at Maine	- DNP	-					



JAYLEN **#30**
SWAIN **DE**
5-10 • 235 • FR.
OXFORD, ALA.
OXFORD HS

2020-21: Made his Gamecock debut against Florida State with one tackle in the contest...added five tackles, including a stop for a loss versus Mercer...registered 1.5 stops for a loss with a sack included at North Alabama...recorded a tackle at FIU...turned in three tackles against Tennessee Tech...posted a tackle at Tennessee State.

SWAIN'S CAREER STATS									
TACKLES	G	UA	A	TOTAL	TFL	YDS	PD	FF	FR
2020-21	6	9	6	15	2.5	6	0	0	0
TOTAL	6	9	6	15	2.5	6	0	0	0

SWAIN'S CAREER HIGH GAME STATS			
NO.	OPPONENT	DATE	
Tackles	5	vs. Mercer	10/10/20
Tackles for loss	1.5	at North Alabama	10/17/20
Sacks	0.5	at North Alabama	10/17/20
FF	-	-	-
PB	1	vs. Mercer	10/10/20
INT	-	-	-

SWAIN'S 2020-21 GAME-BY-GAME								
DATE	OPPONENT	UT	AT	TT	TFL-YDS	SCKS-YDS	INT-YDS	BRK
10/3/20	at Florida State	0	1	1	0-0	0-0	0-0	0
10/10/20	Mercer	3	2	5	1.0-3	0-0	0-0	0
10/17/20	at North Alabama	2	2	4	1.5-3	0.5-2	0-0	0
10/23/20	at FIU	1	0	1	0-0	0-0	0-0	0
2/28/21	Tennessee Tech	2	1	3	0-0	0-0	0-0	0
3/7/21	at Tennessee State	1	0	1	0-0	0-0	0-0	0
3/14/21	at UT Martin	-	-	-	-	-	-	-
3/21/21	Southeast Missouri	-	-	-	-	-	-	-
3/28/21	Austin Peay	-	-	-	-	-	-	-
4/3/21	at Eastern Illinois	-	-	-	-	-	-	-
4/11/21	at Murray State	-	-	-	-	-	-	-



DREW **#32**
TEJCHMAN **SAF**
5-11 • 195 • R-JR.
ACWORTH, GA.
NORTH COBB HS/UNLV

2020-21: Made his Gamecock debut Tennessee Tech and recorded a tackle...registered three tackles at Tennessee State.

TEJCHMAN'S CAREER STATS									
TACKLES	G	UA	A	TOTAL	TFL	YDS	PD	FF	FR
2020-21	2	4	0	4	0.0	0	0	0	0
TOTAL	2	4	0	4	0.0	0	0	0	0

TEJCHMAN'S CAREER HIGH GAME STATS			
NO.	OPPONENT	DATE	
4	at Tennessee State	3/7/21	
Tackles			
Tackles for loss			
Sacks			
FF			
PB			
INT			

TEJCHMAN'S 2020-21 GAME-BY-GAME								
DATE	OPPONENT	UT	AT	TT	TFL-YDS	SCKS-YDS	INT-YDS	BRK
2/28/21	Tennessee Tech	0	1	1	0-0	0-0	0-0	0
3/7/21	at Tennessee State	3	0	3	0-0	0-0	0-0	0
3/14/21	at UT Martin	-	-	-	-	-	-	-
3/21/21	Southeast Missouri	-	-	-	-	-	-	-
3/28/21	Austin Peay	-	-	-	-	-	-	-
4/3/21	at Eastern Illinois	-	-	-	-	-	-	-
4/11/21	at Murray State	-	-	-	-	-	-	-



MARKEYCE **#41**
TROUTMAN **DE**
6-4 • 230 • R-SO.
BUTLER, GA.
TAYLOR COUNTY HS

2020-21: Did not see action at Florida State and versus Mercer...missed the North Alabama game...did not play at FIU...did not play against Tennessee Tech and at Tennessee State.

TROUTMAN'S CAREER STATS									
TACKLES	G	UA	A	TOTAL	TFL	YDS	PD	FF	FR
2020-21	-	-	-	-	-	-	-	-	-
TOTAL	-	-	-	-	-	-	-	-	-

TROUTMAN'S CAREER HIGH GAME STATS			
NO.	OPPONENT	DATE	
-	-	-	-
Tackles			
Tackles for loss			
Sacks			
FF			
PB			
INT			

TROUTMAN'S 2020-21 GAME-BY-GAME									
DATE	OPPONENT	UT	AT	TT	TFL-YDS	SCKS-YDS	INT-YDS	BRK	
10/3/20	at Florida State	-	DNP	-	-	-	-	-	-
10/10/20	Mercer	-	DNP	-	-	-	-	-	-
10/17/20	at North Alabama	-	DNP	-	-	-	-	-	-
10/23/20	at FIU	-	DNP	-	-	-	-	-	-
2/28/21	Tennessee Tech	-	DNP	-	-	-	-	-	-
3/7/21	at Tennessee State	-	DNP	-	-	-	-	-	-
3/14/21	at UT Martin	-	-	-	-	-	-	-	-
3/21/21	Southeast Missouri	-	-	-	-	-	-	-	-
3/28/21	Austin Peay	-	-	-	-	-	-	-	-
4/3/21	at Eastern Illinois	-	-	-	-	-	-	-	-
4/11/21	at Murray State	-	-	-	-	-	-	-	-

TROUTMAN'S 2019 GAME-BY-GAME									
DATE	OPPONENT	UT	AT	TT	TFL-YDS	SCKS-YDS	INT-YDS	BRK	
8/24/19	@SE Louisiana	-	DNP	-	-	-	-	-	-
9/7/19	Chattanooga	-	DNP	-	-	-	-	-	-
9/14/19	Eastern Washington	-	DNP	-	-	-	-	-	-
9/21/19	North Alabama	-	DNP	-	-	-	-	-	-
9/28/19	@Austin Peay	-	DNP	-	-	-	-	-	-
10/5/19	Tennessee State	-	DNP	-	-	-	-	-	-
10/12/19	@Eastern Illinois	-	DNP	-	-	-	-	-	-
10/19/19	Southeast Missouri	-	DNP	-	-	-	-	-	-
10/26/19	Murray State	0	0	0	0-0	0-0	0-0	0	0
11/2/19	@UT Martin	0	0	0	0-0	0-0	0-0	0	0
11/9/19	@Tennessee Tech	0	0	0	0-0	0-0	0-0	0	0
11/23/19	Eastern Kentucky	-	DNP	-	-	-	-	-	-




TULLIS' CAREER STATS									
TACKLES	G	UA	A	TOTAL	TFL	YDS	PD	FF	FR
2018	9	2	2	4	0	0	0	0	0
2019	12	5	9	14	0.5	2	0	0	1
2020-21	6	6	11	17	1.5	5	2	1	2
TOTAL	28	13	22	35	2.0	7	2	1	3

TULLIS' CAREER HIGH GAME STATS			
	NO.	OPPONENT	DATE
Tackles	5	vs. Mercer	10/10/20
Tackles for loss	1.0	at FIU	10/23/20
Sacks	1.0	at FIU	10/23/20
FF	1	vs. Mercer	10/10/20
FR	1	2x; last vs. Tennessee Tech	2.28/21
PB	1	2x; last at FIU	10/23/20
INT	-	-	-

TULLIS' 2020-21 GAME-BY-GAME								
DATE	OPPONENT	UT	AT	TT	TFL-YDS	SCKS-YDS	INT-YDS	BRK
10/3/20	at Florida State	1	2	3	0-0	0-0	0-0	0
10/10/20	Mercer	3	2	5	0-0	0-0	0-0	1
10/17/20	at North Alabama	0	0	0	0-0	0-0	0-0	0
10/23/20	at FIU	1	1	2	1.0-4	1.0-4	0-0	1
2/28/21	Tennessee Tech	0	3	3	0-0	0-0	0-0	0
3/7/21	at Tennessee State	1	3	4	0.5-1	0-0	0-0	0
3/14/21	at UT Martin	-	-	-	-	-	-	-
3/21/21	Southeast Missouri	-	-	-	-	-	-	-
3/28/21	Austin Peay	-	-	-	-	-	-	-
4/3/21	at Eastern Illinois	-	-	-	-	-	-	-
4/11/21	at Murray State	-	-	-	-	-	-	-

TULLIS' 2019 GAME-BY-GAME								
DATE	OPPONENT	UT	AT	TT	TFL-YDS	SCKS-YDS	INT-YDS	BRK
8/24/19	@SE Louisiana	1	0	1	0-0	0-0	0-0	0
9/7/19	Chattanooga	0	0	0	0-0	0-0	0-0	0
9/14/19	Eastern Washington	0	0	0	0-0	0-0	0-0	0
9/21/19	North Alabama	0	0	0	0-0	0-0	0-0	0
9/28/19	@Austin Peay	1	1	2	0-0	0-0	0-0	0
10/5/19	Tennessee State	1	0	1	0-0	0-0	0-0	0
10/12/19	@Eastern Illinois	1	0	1	0-0	0-0	0-0	0
10/19/19	Southeast Missouri	0	0	0	0-0	0-0	0-0	0
10/26/19	Murray State	0	0	0	0-0	0-0	0-0	0
11/2/19	@UT Martin	0	4	4	0-0	0-0	0-0	0
11/9/19	@Tennessee Tech	0	2	2	0-0	0-0	0-0	0
11/23/19	Eastern Kentucky	1	2	3	0.5-2	0-0	0-0	0

TULLIS' 2018 GAME-BY-GAME								
DATE	OPPONENT	UT	AT	TT	TFL-YDS	SCKS-YDS	INT-YDS	BRK
8/25/18	vs. N.C. A&T	0	0	0	0-0	0-0	0-0	0
9/8/18	Miss. Valley State	1	1	2	0-0	0-0	0-0	0
9/22/18	Tennessee Tech	0	0	0	0-0	0-0	0-0	0
9/29/18	Austin Peay	1	0	1	0-0	0-0	0-0	0
10/6/18	at Eastern Kentucky	0	0	0	0-0	0-0	0-0	0
10/13/18	Eastern Illinois	0	0	0	0-0	0-0	0-0	0
10/20/18	at Southeast Missouri	0	0	0	0-0	0-0	0-0	0
10/27/18	at Murray State	0	1	1	0-0	0-0	0-0	0
11/3/18	UT Martin	0	0	0	0-0	0-0	0-0	0
11/10/18	at Tennessee State	- DNP	-	-	-	-	-	-
11/17/18	at Kennesaw State	- DNP	-	-	-	-	-	-
11/24/18	East Tennessee St.	- DNP	-	-	-	-	-	-
12/1/18	at Maine	- DNP	-	-	-	-	-	-



WEBB'S CAREER STATS							
<i>RUSHING</i>	<i>G</i>	<i>ATT</i>	<i>YDS</i>	<i>TD</i>	<i>LG</i>	<i>AVG/C</i>	<i>AVG/G</i>
2018	10	60	412	6	48	6.9	41.2
2019	7	19	112	1	23	5.9	16.0
2020-21	5	16	109	0	16	6.8	21.8
TOTAL	22	95	633	7	48	6.7	28.8

PASSING	G	ATT	CMP	INT	YDS	TD	LG	PCT	AVG/P	AVG/G	EFF.
2018	10	61	34	1	444	5	40	.602	13.1	44.4	140.6
2019	7	14	6	0	148	1	45	.429	8.3	21.1	155.2
2020-21	5	70	46	2	520	4	54	.657	18.1	104.0	141.2
TOTAL	22	145	86	3	1112	10	54	.593	12.9	50.5	142.3

	WEBB'S CAREER HIGH GAME STATS		
	NO.	OPPONENT	DATE
Completions	21	at Tennessee State	3/7/21
Pass Attempts	33	at Tennessee State	3/7/21
Pass Yards	280	at Tennessee State	3/7/21
Pass TD's	3	2x; last at Tennessee State	3/7/21
Interceptions	1	2x; last at Tennessee State	3/7/21
Rush Attempts	9	vs. Tennessee Tech	9/22/18
Rush Yards	100	at Eastern Kentucky	10/6/18
Rush TD's	2	vs. Tennessee Tech	9/22/18
Long Rush Play	48	at Eastern Kentucky	10/6/18
Long Pass Play	54	at Tennessee State	3/7/21

WEBB'S 2020-21 GAME BY GAME STATISTICS									
DATE	OPPONENT	PASSING					RUSHING		
		COMP-ATT-INT	YDS	TD	LG	NO.-YDS	TD	LG	
10/3/20	at Florida State	1-1-0	12	0	12	1-3	0	3	
10/10/20	Mercer	0	0	0	0	1-2	0	2	
10/17/20	at North Alabama	- DNP -							
10/23/20	at Florida International	12-17-0	109	0	21	3-15	0	8	
2/28/21	Tennessee Tech	12-19-1	125	1	42	6-71	0	9	
2/21/21	at Tennessee State	21-33-1	280	3	54	5-18	0	10	
3/14/21	at UT Martin	-	-	-	-	-	-	-	
3/21/21	Southeast Missouri	-	-	-	-	-	-	-	
3/28/21	Austin Peay	-	-	-	-	-	-	-	
4/3/21	at Eastern Illinois	-	-	-	-	-	-	-	
4/11/21	at Murray State	-	-	-	-	-	-	-	

WEBB'S 2019 GAME BY GAME STATISTICS									
DATE	OPPONENT	PASSING				RUSHING			
		COMP-ATT-INT	YDS	TD	LG	NO.-YDS	TD	LG	
8/24/19	@SE Louisiana	- DNP -							
9/7/19	Chattanooga	0-1-0	0	0	-	2-6	0	3	
9/14/19	Eastern Washington	0-0-0	0	0	-	0-0	0	-	
9/21/19	North Alabama	1-2-0	5	0	5	1-0	0	0	
9/28/19	@Austin Peay	0-3-0	0	0	0	1-12	0	12	
10/5/19	Tennessee State	- DNP -							
10/12/19	@Eastern Illinois	- DNP -							
10/19/19	Southeast Missouri	- DNP -							
10/26/19	Murray State	2-6-0	74	1	45	12-79	1	23	
11/2/19	@UT Martin	2-2-0	29	0	15	3-15	0	10	
11/9/19	@Tennessee Tech	1-1-0	40	0	40	0-0	0	0	
11/23/19	Eastern Kentucky	- DNP -							

WEBB'S 2018 GAME BY GAME STATISTICS

DATE	OPPONENT	PASSING				RUSHING			
		COMP-ATT-INT	YDS	TD	LG	NO.-YDS	TD	LG	
8/25/18	North Carolina A&T	1-3-0	3	0	3	3-1	0	4	
9/8/18	Mississippi Valley State	4-9-0	59	9	40	7-59	0	25	
9/22/18	Tennessee Tech	3-8-0	52	1	40	9-59	2	29	
9/29/18	Austin Peay	1-1-0	1	0	1	8-29	0	7	
10/6/18	at Eastern Kentucky	9-15-0	137	3	29	8-100	1	48	
10/13/18	Eastern Illinois	12-19-1	124	1	23	4-55	1	38	
10/20/18	at Southeast Missouri	- DNP -							
10/27/18	at Murray State	1-2-0	27	0	27	8-74	1	39	
11/3/18	UT Martin	1-2-0	2	0	2	6-14	0	7	
11/10/18	at Tennessee State	0-0-0	0	0	0	7-5	0	10	
11/17/18	at Kennesaw State	- DNP -							
11/24/18	East Tennessee State	- DNP -							
12/1/18	at Maine	2-2-0	25	0	14	2-16	0	10	



URIAH

WEST

6-0 • 225 • SO.

DOUGLASVILLE, GA.

DOUGLAS COUNTY HS

#20

RB

2020-21: Carried the ball five time for 15 yards and caught four passes for 41 yards at Florida State...turned in 18 on nine attempts versus Mercer...posted 49 yards at North Alabama... rushed for 116 yards on 24 carries at FIU...added a second 100-plus yard rushing game with 106 yards on the ground versus Tennessee Tech, highlighted by a 13-yard touchdown run...collected 40 yards on seven carries, including a one-yard TD run to pit JSU on the scoreboard at Tennessee State...also caught a 54-yard TD pass from Zion Webb to break open the TSU contest.



DACORRION

WEST

6-3 • 325 • SO.

COLUMBUS, GA.

CARVER HS

#93

DL

2020-21: Made three tackles in the season opener at Florida State...did not play versus Mercer and at North Alabama...missed the FIU game...registered a tackle against Tennessee Tech...saw action at Tennessee State.

WEST'S CAREER STATS									
TACKLES	G	UA	A	TOTAL	TFL	YDS	PD	FF	FR
2019	11	4	13	17	1.5	2	0	0	0
2020-21	3	2	2	4	0.0	0	0	0	0
TOTAL	14	6	15	21	1.5	2	0	0	0

WEST'S CAREER HIGH GAME STATS				DATE	
NO.	OPPONENT				
Tackles	3	2x; last at Florida State		10/3/20	
Tackles for loss	1.0	vs. Chattanooga		9/7/19	
Sacks	-	-	-		
FF	-	-	-		
FR	-	-	-		
PB	-	-	-		
INT	-	-	-		

WEST'S 2020-21 GAME-BY-GAME								
DATE	OPPONENT	UT	AT	TT	TFL-YDS	SCKS-YDS	INT-YDS	BRK
10/3/20	at Florida State	2	1	3	0-0	0-0	0-0	0
10/10/20	Mercer	- DNP -						
10/17/20	at North Alabama	- DNP -						
10/23/20	at FIU	- DNP -						
2/28/21	Tennessee Tech	0	1	1	0-0	0-0	0-0	0
2/21/21	at Tennessee State	0	0	0	0-0	0-0	0-0	0
3/14/21	at UT Martin	-	-	-	-	-	-	-
3/21/21	Southeast Missouri	-	-	-	-	-	-	-
3/28/21	Austin Peay	-	-	-	-	-	-	-
4/3/21	at Eastern Illinois	-	-	-	-	-	-	-
4/11/21	at Murray State	-	-	-	-	-	-	-

WEST'S 2019 GAME-BY-GAME								
DATE	OPPONENT	UT	AT	TT	TFL-YDS	SCKS-YDS	INT-YDS	BRK
8/24/19	@SE Louisiana	- DNP -						
9/7/19	Chattanooga	1	0	1	1.0-1	0-0	0-0	0
9/14/19	Eastern Washington	1	1	2	0-0	0-0	0-0	0
9/21/19	North Alabama	0	2	2	0.5-1	0-0	0-0	0
9/28/19	@Austin Peay	0	1	1	0-0	0-0	0-0	0
10/5/19	Tennessee State	0	1	1	0-0	0-0	0-0	0
10/12/19	@Eastern Illinois	1	1	2	0-0	0-0	0-0	0
10/19/19	Southeast Missouri	0	3	3	0-0	0-0	0-0	0
10/26/19	Murray State	1	1	2	0-0	0-0	0-0	0
11/2/19	@UT Martin	0	0	0	0-0	0-0	0-0	0
11/9/19	@Tennessee Tech	0	2	2	0-0	0-0	0-0	0
11/23/19	Eastern Kentucky	0	1	1	0-0	0-0	0-0	0

WEST'S CAREER STATS

RUSHING	G	ATT	YDS	TD	LG	AVG/C	AVG/G
2018	7	31	195	3	40	6.3	27.9
2019	11	19	137	0	58	7.2	12.5
2020-21	6	64	344	2	66	5.4	57.3
TOTAL	20	114	676	5	66	5.9	28.2

WEST'S CAREER HIGH GAME STATS

NO.	OPPONENT	DATE
Rush Attempts	24	at FIU
Rush Yards	116	at FIU
Rush TD's	3	vs. Mississippi Valley State
Receptions	1	2x; last vs. UT Martin
Rec. Yards	85	at Tennessee State
Rec. TD's	1	at Tennessee State
Long KO Return	13	at Maine
KO Return for TD	-	-

WEST'S 2020-21 GAME-BY-GAME

DATE	OPPONENT	RUSH	YDS	AVG	TD	TD RUNS
10/3/20	at Florida State	5	15	3.0	0	-
10/10/20	Mercer	9	18	2.0	0	-
10/17/20	at North Alabama	11	49	4.5	0	-
10/23/20	at Florida International	24	116	4.8	0	-
2/28/21	Tennessee Tech	8	106	13.2	1	13
3/7/21	at Tennessee State	7	40	5.7	1	1
3/14/21	at UT Martin	-	-	-	-	-
3/21/21	Southeast Missouri	-	-	-	-	-
3/28/21	Austin Peay	-	-	-	-	-
4/3/21	at Eastern Illinois	-	-	-	-	-
4/11/21	at Murray State	-	-	-	-	-

WEST'S 2019 GAME-BY-GAME

DATE	OPPONENT	RUSH	YDS	AVG	TD	TD RUNS
8/24/19	@SE Louisiana	0	0	0.0	0	-
9/7/19	Chattanooga	0	0	0.0	0	-
9/14/19	Eastern Washington	0	0	0.0	0	-
9/21/19	North Alabama	1	2	2.0	0	-
9/28/19	@Austin Peay	2	3	1.5	0	-
10/5/19	Tennessee State	5	14	2.8	0	-
10/12/19	@Eastern Illinois	4	42	10.5	0	-
10/19/19	Southeast Missouri	- DNP -				
10/26/19	Murray State	1	-3	-3.0	0	0
11/2/19	@UT Martin	1	5	5.0	0	0
11/9/19	@Tennessee Tech	3	71	23.7	0	0
11/23/19	Eastern Kentucky	2	3	1.5	0	0

WEST'S 2018 GAME-BY-GAME

DATE	OPPONENT	RUSH	YDS	AVG	TD	TD RUNS
8/25/18	vs. North Carolina A&T	- DNP -				
9/8/18	Mississippi Valley State	6	57	9.5	3	12, 9, 11
9/22/18	Tennessee Tech	6	26	4.3	0	-
9/29/18	Austin Peay	- DNP -				
10/6/18	@ Eastern Kentucky	- DNP -				
10/13/18	Eastern Illinois	- DNP -				
10/20/18	@ Southeast Missouri	- DNP -				
10/27/18	@ Murray State	6	58	9.7	0	-
11/3/18	UT Martin	10	50	5.0	0	-
11/10/18	@ Tennessee State	3	4	0.8	0	-
11/17/18	@ Kennesaw State	- DNP -				
11/24/18	East Tennessee State	0	0	0.0	0	-
12/1/18	@Maine	0	0	0.0	0	--



ZACK WOODARD

#24

LB

6-1 • 235 • R-JR.

THOMASVILLE, ALA.

THOMASVILLE HS

- 2020 PRESEASON ALL-OVC
- 2019 SECOND TEAM ALL-OVC

2020-21: Collected seven tackles in the season opener at Florida State...made one stop versus Mercer...Finished with six tackles, including a stop for a loss at North Alabama...posted a tackle for a loss at FIU...recorded five tackles, including two stops for a loss against Tennessee Tech...recorded a pair of tackles at Tennessee State.

WOODARD'S CAREER STATS

TACKLES	G	UA	A	TOTAL	TFL	YDS	PD	FF	FR
2018	13	16	14	30	4.5	19	1	1	0
2019	12	43	53	96	7.0	10	4	0	1
2020-21	6	13	9	22	4.0	8	0	0	0
TOTAL	31	72	76	148	15.5	37	5	1	1

WOODARD'S CAREER HIGH GAME STATS

	NO.	OPPONENT	DATE
Tackles	12	at Austin Peay	9/28/19
Tackles for loss	2.5	at Murray State	10/27/18
Sacks	0.5	2x; last at UT Martin	11/2/19
FF	1	vs. East Tennessee State	11/24/18
FR	1	vs. Tennessee State	10/5/19
PB	2	at Southeastern Louisiana	8/29/19
INT	2	at Eastern Kentucky	10/6/18

WOODARD'S 2020-21 GAME-BY-GAME

DATE	OPPONENT	UT	AT	TT	TFL-YDS	SCKS-YDS	INT-YDS	BRK
10/3/20	at Florida State	6	1	7	0-0	0-0	0-0	0
10/10/20	Mercer	0	1	1	0-0	0-0	0-0	0
10/17/20	at North Alabama	4	2	6	1.0-1	0-0	0-0	0
10/23/20	at FIU	1	0	1	1.0-2	0-0	0-0	0
2/28/21	Tennessee Tech	2	3	5	2.0-5	0-0	0-0	0
3/7/21	at Tennessee State	0	2	2	0-0	0-0	0-0	0
3/14/21	at UT Martin	-	-	-	-	-	-	-
3/21/21	Southeast Missouri	-	-	-	-	-	-	-
3/28/21	Austin Peay	-	-	-	-	-	-	-
4/3/21	at Eastern Illinois	-	-	-	-	-	-	-
4/11/21	at Murray State	-	-	-	-	-	-	-

WOODARD'S 2019 GAME-BY-GAME

DATE	OPPONENT	UT	AT	TT	TFL-YDS	SCKS-YDS	INT-YDS	BRK
8/24/19	@SE Louisiana	3	7	10	0-0	0-0	0-0	2
9/7/19	Chattanooga	4	1	5	1.0-1	0-0	0-0	0
9/14/19	Eastern Washington	2	5	7	1.5-1	0-0	0-0	0
9/21/19	North Alabama	4	4	8	0-0	0-0	0-0	0
9/28/19	@Austin Peay	8	4	12	0-0	0-0	0-0	0
10/5/19	Tennessee State	2	1	3	0.5-0	0-0	0-0	0
10/12/19	@Eastern Illinois	5	3	8	0-0	0-0	1-2	0
10/19/19	Southeast Missouri	2	6	8	1.0-1	0-0	0-0	1
10/26/19	Murray State	3	1	4	0-0	0-0	0-0	0
11/2/19	@UT Martin	1	8	9	0.5-0	0.5-0	0-0	0
11/9/19	@Tennessee Tech	4	7	11	1.5-7	0-0	0-0	0
11/23/19	Eastern Kentucky	5	6	11	1.0-1	0-0	0-0	0

WOODARD'S 2018 GAME-BY-GAME

DATE	OPPONENT	UT	AT	TT	TFL-YDS	SCKS-YDS	INT-YDS	BRK
8/25/18	vs. N.C. A&T	0	3	3	0-0	0-0	0-0	0
9/8/18	Miss. Valley State	1	2	3	0.5-1	0-0	0-0	1
9/22/18	Tennessee Tech	0	1	1	0-0	0-0	0-0	0
9/29/18	Austin Peay	1	1	2	0-0	0-0	0-0	0
10/6/18	at Eastern Kentucky	0	0	0	0-0	0-0	2-11	0
10/13/18	Eastern Illinois	3	0	3	0-0	0-0	0-0	0
10/20/18	at Southeast Missouri	0	2	2	0.5-4	0-0	0-0	0
10/27/18	at Murray State	3	1	4	2.5-10	0.5-4	0-0	0
11/3/18	UT Martin	2	1	3	0-0	0-0	0-0	0
11/10/18	at Tennessee State	1	0	1	1.0-8	0-0	0-0	0
11/17/18	at Kennesaw State	2	2	4	0-0	0-0	0-0	0
11/24/18	East Tennessee St.	1	0	1	0-0	0-0	0-0	0
12/1/18	at Maine	2	1	3	0-0	0-0	0-0	0

2020 Jacksonville State Football
 Jacksonville State Game Results (as of Mar 07, 2021)
 All games

Date	Opponent		Score	Overall	Conference	Time	Attend
Oct 03, 2020	at Florida St.	L	24-41	0-1	0-0	03:42	13589
Oct 10, 2020	MERCER	W	34-28	1-1	0-0	3:01	5870
Oct 17, 2020	at North Alabama	W	24-17	2-1	0-0	4:15	4632
10/23/2020	at FIU	W	19-10	3-1	0-0	3:00	1041
* Feb 28, 2021	#23 TENNESSEE TECH	W	27-10	4-1	1-0	3:00	9355
* Mar 07, 2021	at TSU	W	38-16	5-1	2-0	2:36	2160

2020 Jacksonville State Football
Jacksonville State Overall Team Statistics (as of Mar 07, 2021)
All games

Team Statistics	JSU	OPP
SCORING	166	122
Points Per Game	27.7	20.3
Points Off Turnovers	31	30
FIRST DOWNS	121	101
Rushing	49	47
Passing	57	43
Penalty	15	11
RUSHING YARDAGE	1097	706
Yards gained rushing	1202	867
Yards lost rushing	105	161
Rushing Attempts	252	211
Average Per Rush	4.4	3.3
Average Per Game	182.8	117.7
TDs Rushing	12	8
PASSING YARDAGE	1191	996
Comp-Att-Int	100-152-3	92-165-7
Average Per Pass	7.8	6.0
Average Per Catch	11.9	10.8
Average Per Game	198.5	166.0
TDs Passing	5	6
TOTAL OFFENSE	2288	1702
Total Plays	404	376
Average Per Play	5.7	4.5
Average Per Game	381.3	283.7
KICK RETURNS: #-Yards	8-148	14-307
PUNT RETURNS: #-Yards	8-0	7-64
INT RETURNS: #-Yards	7-24	3-16
KICK RETURN AVERAGE	18.5	21.9
PUNT RETURN AVERAGE	0.0	9.1
INT RETURN AVERAGE	3.4	5.3
FUMBLES-LOST	8-5	12-5
PENALTIES-Yards	40-297	46-383
Average Per Game	49.5	63.8
PUNTS-Yards	24-957	32-1318
Average Per Punt	39.9	41.2
Net punt average	36.4	39.3
KICKOFFS-Yards	36-1862	27-1495
Average Per Kick	51.7	55.4
Net kick average	37.6	39.7
TIME OF POSSESSION/Game	30:41	28:38
3RD-DOWN Conversions	37/84	29/83
3rd-Down Pct	44%	35%
4TH-DOWN Conversions	4/9	5/10
4th-Down Pct	44%	50%
SACKS BY-Yards	15-89	6-31
MISC YARDS	-22	8
TOUCHDOWNS SCORED	19	15
FIELD GOALS-ATTEMPTS	11-12	6-9
ON-SIDE KICKS	0-0	0-0
RED-ZONE SCORES	(25-29) 86%	(16-19) 84%
RED-ZONE TOUCHDOWNS	(15-29) 52%	(11-19) 58%
PAT-ATTEMPTS	(19-19) 100%	(14-15) 93%
ATTENDANCE	15225	21422
Games/Avg Per Game	2/7612	4/5356
Neutral Site Games		0/0

Score by Quarters	1st	2nd	3rd	4th	OT	Total
Jacksonville State	48	58	20	40	0	166
Opponents	20	34	47	21	0	122

2020 Jacksonville State Football
Jacksonville State Overall Individual Statistics (as of Mar 07, 2021)
All games

Rushing	g	att	gain	loss	net	avg	td	lg	avg/g
Josh Samuel	6	72	369	10	359	5.0	3	26	59.8
Uriah West	6	64	356	12	344	5.4	2	66	57.3
Pat Jackson	5	43	186	14	172	4.0	2	28	34.4
Zion Webb	5	16	111	2	109	6.8	0	10	21.8
Zerrick Cooper	4	31	124	41	83	2.7	5	16	20.8
MATTHEWS,Micha	2	10	28	4	24	2.4	0	8	12.0
Mike Pettway	2	1	17	0	17	17.0	0	17	8.5
Darrian Meads	2	2	7	0	7	3.5	0	4	3.5
AC Graham	3	3	4	4	0	0.0	0	4	0.0
PJ Wells	1	1	0	1	-1	-1.0	0	0	-1.0
TEAM	5	9	0	17	-17	-1.9	0	0	-3.4
Total	6	252	1202	105	1097	4.4	12	66	182.8
Opponents	6	211	867	161	706	3.3	8	35	117.7

Passing	g	effic	comp	att	in	pct	yds	td	lg	avg/g
Zerrick Cooper	4	137.86	54	81	1	66.7	671	1	41	167.8
Zion Webb	5	141.26	46	70	2	65.7	520	4	54	104.0
AC Graham	3	0.00	0	1	0	0.0	0	0	0	0.0
Total	6	138.52	100	152	3	65.8	1191	5	54	198.5
Opponents	6	109.98	92	165	7	55.8	996	6	58	166.0

Receiving	g	no.	yds	avg	td	lg	avg/g
Dave Russell	6	18	240	13.3	2	42	40.0
Trae Barry	5	17	265	15.6	0	40	53.0
Uriah West	6	13	185	14.2	1	54	30.8
Logan McVay	6	10	124	12.4	0	41	20.7
Quan Charleston	6	9	75	8.3	2	19	12.5
Ahmad Edwards	5	8	105	13.1	0	24	21.0
Josh Samuel	6	8	65	8.1	0	21	10.8
Mike Pettway	2	7	81	11.6	0	30	40.5
Jared Scott	6	4	30	7.5	0	9	5.0
Pat Jackson	5	2	12	6.0	0	7	2.4
Jacob Jenkins	2	1	11	11.0	0	11	5.5
RICE,Landon	3	1	6	6.0	0	6	2.0
Braydon Hill	2	1	-1	-1.0	0	0	-0.5
Jayson Jones	5	1	-7	-7.0	0	0	-1.4
Total	6	100	1191	11.9	5	54	198.5
Opponents	6	92	996	10.8	6	58	166.0

Punt Returns	no.	yds	avg	td	lg
Jayson Jones	5	8	1.6	0	14
Jaylen Swain	1	0	0.0	0	0
Zack Woodard	1	-10	-10.0	0	0
Quan Charleston	1	2	2.0	0	2
Total	8	0	0.0	0	14
Opponents	7	64	9.1	0	39

Interceptions	no.	yds	avg	td	lg
Nicario Harper	2	6	3.0	0	6
Jeremiah Harris	1	0	0.0	0	0
Markail Benton	1	0	0.0	0	0
Marshall Clark	1	5	5.0	0	5
Jacquez Payton	1	0	0.0	0	0
Kolbi Fuqua	1	13	13.0	1	13
Total	7	24	3.4	1	13
Opponents	3	16	5.3	0	14

Kick Returns	no.	yds	avg	td	lg
Jamari Jemison	3	62	20.7	0	25
Yul Gowdy	2	53	26.5	0	40
Uriah West	1	-2	-2.0	0	0
Mike Pettway	1	35	35.0	0	35
Logan McVay	1	0	0.0	0	0
Total	8	148	18.5	0	40
Opponents	14	307	21.9	1	100

Fumble Returns	no.	yds	avg	td	lg
Nicario Harper	1	64	64.0	1	64
Total	1	64	64.0	1	64
Opponents	1	63	63.0	0	63

2020 Jacksonville State Football
Jacksonville State Overall Individual Statistics (as of Mar 07, 2021)
All games

Scoring	td	fg	PAT				dx	saf	pts
			kick	rush	rcv	pass			
Alen Karajic	-	11-12	19-19	-	-	-	-	-	52
Zerrick Cooper	5	-	-	-	-	-	-	-	30
Josh Samuel	3	-	-	-	-	-	-	-	18
Uriah West	3	-	-	-	-	-	-	-	18
Pat Jackson	2	-	-	-	-	-	-	-	12
Dave Russell	2	-	-	-	-	-	-	-	12
Quan Charleston	2	-	-	-	-	-	-	-	12
Kolbi Fuqua	1	-	-	-	-	-	-	-	6
Nicario Harper	1	-	-	-	-	-	-	-	6
Total	19	11-12	19-19	-	-	-	-	-	166
Opponents	15	6-9	14-15	-	-	-	-	-	122

Total Offense	g	plays	rush	pass	total	avg/g
Zerrick Cooper	4	112	83	671	754	188.5
Zion Webb	5	86	109	520	629	125.8
Josh Samuel	6	72	359	0	359	59.8
Uriah West	6	64	344	0	344	57.3
Pat Jackson	5	43	172	0	172	34.4
MATTHEWS,Micha	2	10	24	0	24	12.0
Mike Pettway	2	1	17	0	17	8.5
Darrian Meads	2	2	7	0	7	3.5
PJ Wells	1	1	-1	0	-1	-1.0
TEAM	5	9	-17	0	-17	-3.4
Total	6	404	1097	1191	2288	381.3
Opponents	6	376	706	996	1702	283.7

Field Goals	fg	pct.	01-19	20-29	30-39	40-49	50-99	lg	blk
Alen Karajic	11-12	91.7	0-0	5-5	5-6	1-1	0-0	43	1
FG Sequence	Jacksonville State				Opponents				
Florida St.	(21)				49				
Mercer	(38),(43)				-				
North Alabama	(36)				(19)				
FIU	(30),(39),(20),32,(23)				(37),40				
Tennessee Tech	(34),(23)				31,(22)				
TSU	(26)				(36),(41),(47)				

Numbers in (parentheses) indicate field goal was made.

Punting	no.	yds	avg	lg	tb	fc	i20	50+	blk
KNIGHT,Preston	14	576	41.1	61	0	3	7	4	0
Jack Dawson	7	298	42.6	55	1	3	3	1	0
Cole Porch	3	83	27.7	38	0	0	1	0	0
Total	24	957	39.9	61	1	6	11	5	0
Opponents	32	1314	41.2	69	3	15	7	7	1
Kickoffs	no.	yds	avg	tb	ob	retn	net	ydIn	
Alen Karajic	24	1335	55.5	7	0				
WALLACE,Bryant	12	531	44.2	1	4				
Total	36	1865	51.7	8	4	21	937.6	27	
Opponents	27	1495	55.4	11	2	18	539.7	25	

2020 Jacksonville State Football
 Jacksonville State Overall Individual Statistics (as of Mar 07, 2021)
 All games

All Purpose	g	rush	rcv	pr	kr	ir	total	avg/g
Uriah West	6	344	185	0	-2	0	527	87.8
Josh Samuel	6	359	65	0	0	0	424	70.7
Trae Barry	5	0	265	0	0	0	265	53.0
Dave Russell	6	0	240	0	0	0	240	40.0
Pat Jackson	5	172	12	0	0	0	184	36.8
Mike Pettway	2	17	81	0	35	0	133	66.5
Logan McVay	6	0	124	0	0	0	124	20.7
Zion Webb	5	109	0	0	0	0	109	21.8
Ahmad Edwa	5	0	105	0	0	0	105	21.0
Zerrick Coop	4	83	0	0	0	0	83	20.8
Quan Charles	6	0	75	2	0	0	77	12.8
Jamari Jemis	4	0	0	0	62	0	62	15.5
Yul Gowdy	4	0	0	0	53	0	53	13.2
Jared Scott	6	0	30	0	0	0	30	5.0
MATTHEWS,	2	24	0	0	0	0	24	12.0
Kolbi Fuqua	6	0	0	0	0	13	13	2.2
Jacob Jenkin	2	0	11	0	0	0	11	5.5
Darrian Mead	2	7	0	0	0	0	7	3.5
Nicario Harpe	6	0	0	0	0	6	6	1.0
RICE,Landon	3	0	6	0	0	0	6	2.0
Marshall Clar	6	0	0	0	0	5	5	0.8
Jayson Jones	5	0	-7	8	0	0	1	0.2
Braydon Hill	2	0	-1	0	0	0	-1	-0.5
PJ Wells	1	-1	0	0	0	0	-1	-1.0
Zack Woodar	6	0	0	-10	0	0	-10	-1.7
TEAM	5	-17	0	0	0	0	-17	-3.4
Total	6	1097	1191	0	148	24	2460	410.0
Opponents	6	706	996	64	307	16	2089	348.2

2020 Jacksonville State Football
Jacksonville State Overall Defensive Statistics (as of Mar 07, 2021)
All games

#	Defensive Leaders	gp	Tackles				Sacks no-yds	Pass defense			Fumbles		blkd		
			ua	a	tot	tfl/yds		int-yds	brup	qbh	rcv-yds	ff	kick	saf	
1D	Nicario Harper	6	19	29	48	1.5-3	.	2-6	.	1	1-64
2D	DJ Coleman	6	14	18	32	6.0-25	3.5-19	.	1	5
23	Kolbi Fuqua	6	10	21	31	0.5-1	.	1-13	2	1	1-0	2	.	.	.
9D	Darius Joiner	6	14	16	30
3D	Marshall Clark	6	9	20	29	5.0-10	0.5-3	1-5	.	1
8D	Markail Benton	6	7	19	26	0.5-3	0.5-3	1-0	.	1	1-0
24	Zack Woodard	6	13	9	22	4.0-8
12	Umstead Sanders	6	6	13	19	1.5-4	0.5-0	.	1	3	.	.	1	.	.
14	Jeremiah Harris	4	12	6	18	.	.	1-0	.	.	.	1	.	.	.
28	Stevonte Tullis	6	6	11	17	1.5-5	1.0-4	.	2	1	1-0	1	.	.	.
7D	Yul Gowdy	4	11	5	16	1
91	Chris Hardie	5	6	9	15	4.5-26	5.0-25	.	.	4
30	Jaylen Swain	6	9	6	15	2.5-6	0.5-2	.	.	5	.	1	1	.	.
1P	Jacquez Payton	6	12	2	14	.	.	1-0	3
4D	Lemuel Gordon	5	4	5	9	1.0-9	1.0-9
18	Malik Feaster	5	3	5	8	0.5-0	.	.	1
6D	George Steele	6	4	4	8	.	.	.	2	.	.	1	.	.	.
99	Anthony Nesby	6	5	3	8	2.5-6	1.0-4
93	Dacorrion West	3	2	2	4
92	Jackson Luttrell	5	.	4	4
37	Phillip Hopkins	5	2	2	4	2.0-16	1.0-14
31	Hudson Petty	4	1	3	4
32	Drew Tejchman	2	3	1	4
95	Robert Johnson	6	.	4	4	1-0
15	Jamias Presley	4	3	1	4	.	.	.	2
0	Jamari Jemison	4	3	.	3	.	.	.	1
16	Laletia Hale	4	.	2	2
36	Deco Wilson	2	2	.	2
39	Kyle Holt	1	1	.	1
11	HENRY,Marquez	1	.	1	1
29	Casey Grigley II	1	.	1	1
74	Jacob Dennison	1	.	1	1
56	Cam Hill	5	.	1	1
38	Tristan Wells	3	.	1	1	0.5-6	0.5-6
35	Ricky Samuel	3	1	.	1
10	Jared Scott	6	.	1	1
90	Ahmad Edwards	5	1	.	1
13	Mike Pettway	2	1	.	1
80	Dave Russell	6	1	.	1
20	Uriah West	6	.	1	1
Total		6	185	227	412	34-128	15-89	7-24	15	23	5-64	6	2	.	.
Opponents		6	205	230	435	35-90	6-31	3-16	14	6	5-63	3	1	.	.

2020 Jacksonville State Football
Jacksonville State Team Game-by-Game (as of Mar 07, 2021)
All games

TEAM STATISTICS

Date	Opponent	Rushing				Receiving				Passing				Kick Returns				Punt Returns				tot off
		no.	yds	td	lg	no.	yds	td	lg	cmp-att-int	yds	td	lg	no.	yds	td	lg	no.	yds	td	lg	
Oct 03	at Florida St.	22	63	2	20	23	244	0	41	23-31-1	244	0	41	0	0	0	0	1	2	0	2	307
Oct 10	MERCER	50	158	3	28	12	139	0	38	12-18-0	139	0	38	3	55	0	40	1	0	0	0	297
Oct 17	at North Alabama	38	145	2	14	15	244	1	40	15-25-0	244	1	40	2	11	0	13	0	0	0	0	389
10/23/20	at FIU	56	285	1	33	17	159	0	24	17-25-0	159	0	24	0	0	0	0	2	-11	0	0	444
Feb 28	TENNESSEE TECH	44	274	2	66	12	125	1	42	12-20-1	125	1	42	2	57	0	35	2	8	0	14	399
Mar 07	at TSU	42	172	2	26	21	280	3	54	21-33-1	280	3	54	1	25	0	25	2	1	0	0	452
Jacksonville State		252	1097	12	66	100	1191	5	54	100-152-3	1191	5	54	8	148	0	40	8	0	0	14	2288
		211	706	8	35	92	996	6	58	92-165-7	996	6	58	14	307	1	10	7	64	0	39	1702

Games: 6 • Avg/rush: 4.4 • Avg/catch: 11.9 • Pass effic: 138.52 • KR avg: 18.5 • PR avg: 0.0 • All purpose avg/game: 410.0 • Total offense a

		Tackles				Sacks	Fumble		Pass Defense			blkd	PAT Attempts			off		
Date	Opponent	ua	a	total	tfl-yds	no-yds	ff	fr-yds	int-yds	qbh	brup	kick	kick	rush	rcv	saf	t/o	pts
Oct 03	at Florida St.	49	44	93	2.0-23	2.0-23	0	0-0	1-13	2	1	0	3-3	0	0	0	7	24
Oct 10	MERCER	21	64	85	3.0-8	0.0-0	3	2-64	1-5	6	3	1	4-4	0	0	0	14	34
Oct 17	at North Alabama	32	32	64	9.0-17	3.0-8	0	0-0	1-0	5	2	0	3-3	0	0	0	0	24
10/23/	at FIU	21	23	44	4.0-16	2.0-12	1	1-0	0-0	0	4	0	1-1	0	0	0	0	19
Feb 2	TENNESSEE TECH	30	34	64	6.0-22	2.0-11	2	2-0	3-6	9	2	1	3-3	0	0	0	10	27
Mar 0	at TSU	32	30	62	10.0-42	6.0-35	0	0-0	1-0	1	3	0	5-5	0	0	0	0	38
Jacksonville State		185	227	412	34.0-128	15.0-89	6	5-64	7-24	23	15	2	19-19	0	0	0	31	166
		205	230	435	35.0-90	6.0-31	3	5-63	3-16	6	14	1	14-15	0	0	0	30	122

		Punting									Field Goals			Kickoffs					
Date	Opponent	no.	yds	avg	long	blkd	tb	fc	50+	i20	md-att	long	blkd	no.	yds	avg	tb	ob	
Oct 03	at Florida St.	5	246	49.2	61	0	0	1	3	4	1-1	21	0	5	324	64.8	1	0	
Oct 10	MERCER	4	135	33.8	35	0	0	2	0	2	2-2	43	0	7	299	42.7	0	2	
Oct 17	at North Alabama	2	86	43.0	59	0	0	0	1	1	1-1	36	0	5	232	46.4	1	2	
10/23/	at FIU	3	109	36.3	45	0	0	0	0	0	4-5	39	1	6	265	44.2	1	0	
Feb 2	TENNESSEE TECH	4	119	29.8	38	0	0	0	0	2	2-2	34	0	6	336	56.0	4	0	
Mar 0	at TSU	6	262	43.7	55	0	1	3	1	2	1-1	26	0	7	406	58.0	1	0	
Jacksonville State		24	957	39.9	61	0	1	6	5	11	11-12	43	1	36	1862	51.7	8	4	
		32	1318	41.2	69	1	3	15	7	7	6-9	47	1	27	1495	55.4	11	2	

2020 Jacksonville State Football
Jacksonville State Opponent Game-by-Game (as of Mar 07, 2021)
All games

OPPONENT STATISTICS

		Rushing				Receiving				Passing				Kick Returns				Punt Returns				tot		
Date	Opponent	no.	yds	td	lg	no.	yds	td	lg	cmp	att	int	yds	td	lg	no.	yds	td	lg	no.	yds	td	lg	off
Oct 03	at Florida St.	53	263	5	24	20	268	1	48	20	29	1	268	1	48	4	109	0	37	3	12	0	8	531
Oct 10	MERCER	43	153	1	13	12	134	2	31	12	25	1	134	2	31	5	126	1	10	0	0	0	0	287
Oct 17	at North Alabama	30	63	1	12	23	213	1	24	23	35	1	213	1	24	0	0	0	0	0	0	0	0	276
10/23/20	at FIU	24	72	0	16	7	84	1	32	7	19	0	84	1	32	1	15	0	15	2	53	0	39	156
Feb 28	TENNESSEE TECH	30	75	1	9	15	152	0	27	15	26	3	152	0	27	0	0	0	0	2	-1	0	0	227
Mar 07	at TSU	31	80	0	35	15	145	1	58	15	31	1	145	1	58	4	57	0	19	0	0	0	0	225
Opponents		211	706	8	35	92	996	6	58	92	165	7	996	6	58	14	307	1	10	7	64	0	39	1702
		252	1097	12	66	100	1191	5	54	100	152	3	1191	5	54	8	148	0	40	8	0	0	14	2288

Games: 6 • Avg/rush: 3.3 • Avg/catch: 10.8 • Pass effic: 109.98 • KR avg: 21.9 • PR avg: 9.1 • All purpose avg/game: 348.2 • Total offense a

		Tackles				Sacks	Fumble		Pass Defense			blkd	PAT Attempts			off		
Date	Opponent	ua	a	total	tfl-yds	no-yds	ff	fr-yds	int-yds	qbh	brup	kick	kick	rush	rcv	saf	t/o	pts
Oct 03	at Florida St.	22	34	56	5.0-16	2.0-7	0	0-0	1-0	0	0	0	5-6	0	0	0	7	41
Oct 10	MERCER	29	54	83	8.0-30	3.0-18	1	1-0	0-0	0	0	0	4-4	0	0	0	7	28
Oct 17	at North Alabama	26	42	68	3.0-3	0.0-0	0	0-0	0-0	3	4	0	2-2	0	0	0	0	17
10/23/	at FIU	57	22	79	7.0-17	1.0-6	0	0-0	0-0	0	5	1	1-1	0	0	0	0	10
Feb 2	TENNESSEE TECH	28	52	80	5.0-12	0.0-0	1	2-63	1-14	0	2	0	1-1	0	0	0	10	10
Mar 0	at TSU	43	26	69	7.0-12	0.0-0	1	2-0	1-2	3	3	0	1-1	0	0	0	6	16
Opponents		205	230	435	35.0-90	6.0-31	3	5-63	3-16	6	14	1	14-15	0	0	0	30	122
		185	227	412	34.0-128	15.0-89	6	5-64	7-24	23	15	2	19-19	0	0	0	31	166

		Punting									Field Goals			Kickoffs					
Date	Opponent	no.	yds	avg	long	blkd	tb	fc	50+	i20	md-att	long	blkd	no.	yds	avg	tb	ob	
Oct 03	at Florida St.	3	132	44.0	49	0	0	1	0	1	0-1	0	0	7	380	54.3	4	0	
Oct 10	MERCER	5	167	33.4	51	1	0	3	1	2	0-0	0	0	5	242	48.4	1	0	
Oct 17	at North Alabama	4	162	40.5	44	0	1	3	0	1	1-1	19	0	4	177	44.2	0	0	
10/23/	at FIU	5	245	49.0	69	0	1	2	2	1	1-2	37	0	3	195	65.0	3	0	
Feb 2	TENNESSEE TECH	5	178	35.6	46	0	0	0	0	1	1-2	22	1	3	193	64.3	1	0	
Mar 0	at TSU	10	434	43.4	53	0	1	6	4	1	3-3	47	0	5	308	61.6	2	2	
Opponents		32	1318	41.2	69	1	3	15	7	7	6-9	47	1	27	1495	55.4	11	2	
		24	957	39.9	61	0	1	6	5	11	11-12	43	1	36	1862	51.7	8	4	

2020 Jacksonville State Football
Jacksonville State Game Superlatives (as of Mar 07, 2021)
All games

INDIVIDUAL GAME HIGHS

Rushes	25	Josh Samuel at FIU (10/23/2020)
Yards Rushing	163	Josh Samuel at FIU (10/23/2020)
TD Rushes	2	Zerrick Cooper vs Mercer (Oct 10, 2020)
	2	Zerrick Cooper at North Alabama (Oct 17, 2020)
Long Rush	66	Uriah West vs Tennessee Tech (Feb 28, 2021)
Pass attempts	33	Zion Webb at TSU (Mar 07, 2021)
Pass completions	22	Zerrick Cooper at Florida St. (Oct 03, 2020)
Yards Passing	280	Zion Webb at TSU (Mar 07, 2021)
TD Passes	3	Zion Webb at TSU (Mar 07, 2021)
Long Pass	54	Zion Webb at TSU (Mar 07, 2021)
Receptions	7	Dave Russell at Florida St. (Oct 03, 2020)
Yards Receiving	104	Trae Barry at North Alabama (Oct 17, 2020)
TD Receptions	1	Quan Charleston at North Alabama (Oct 17, 2020)
	1	Dave Russell vs Tennessee Tech (Feb 28, 2021)
	1	Dave Russell at TSU (Mar 07, 2021)
	1	Quan Charleston at TSU (Mar 07, 2021)
	1	Uriah West at TSU (Mar 07, 2021)
Long Reception	54	Uriah West at TSU (Mar 07, 2021)
Field Goals	4	Alen Karajic at FIU (10/23/2020)
Long Field Goal	43	Alen Karajic vs Mercer (Oct 10, 2020)
Punts	6	Jack Dawson at TSU (Mar 07, 2021)
Punting Avg	49.2	KNIGHT,Preston at Florida St. (Oct 03, 2020)
Long Punt	61	KNIGHT,Preston at Florida St. (Oct 03, 2020)
Punts inside 20	4	KNIGHT,Preston at Florida St. (Oct 03, 2020)
Long Punt Return	14	Jayson Jones vs Tennessee Tech (Feb 28, 2021)
Long Kickoff Return	40	Yul Gowdy vs Mercer (Oct 10, 2020)
Tackles	13	Nicario Harper vs Tennessee Tech (Feb 28, 2021)
Sacks	2.5	Chris Hardie at TSU (Mar 07, 2021)
Tackles For Loss	3.5	Marshall Clark at TSU (Mar 07, 2021)
Interceptions	1	Kolbi Fuqua at Florida St. (Oct 03, 2020)
	1	Marshall Clark vs Mercer (Oct 10, 2020)
	1	Nicario Harper at North Alabama (Oct 17, 2020)
	1	Nicario Harper vs Tennessee Tech (Feb 28, 2021)
	1	Jeremiah Harris vs Tennessee Tech (Feb 28, 2021)
	1	Markail Benton vs Tennessee Tech (Feb 28, 2021)
	1	Jacquez Payton at TSU (Mar 07, 2021)

2020 Jacksonville State Football
Jacksonville State Game Superlatives (as of Mar 07, 2021)
All games

TEAM GAME HIGHS

Rushes	56	at FIU (10/23/2020)
Yards Rushing	285	at FIU (10/23/2020)
Yards Per Rush	6.2	vs Tennessee Tech (Feb 28, 2021)
TD Rushes	3	vs Mercer (Oct 10, 2020)
Pass attempts	33	at TSU (Mar 07, 2021)
Pass completions	23	at Florida St. (Oct 03, 2020)
Yards Passing	280	at TSU (Mar 07, 2021)
Yards Per Pass	9.8	at North Alabama (Oct 17, 2020)
TD Passes	3	at TSU (Mar 07, 2021)
Total Plays	81	at FIU (10/23/2020)
Total Offense	452	at TSU (Mar 07, 2021)
Yards Per Play	6.2	vs Tennessee Tech (Feb 28, 2021)
Points	38	at TSU (Mar 07, 2021)
Sacks By	6	at TSU (Mar 07, 2021)
First Downs	26	at FIU (10/23/2020)
Penalties	10	at North Alabama (Oct 17, 2020)
Penalty Yards	80	at North Alabama (Oct 17, 2020)
Turnovers	3	vs Tennessee Tech (Feb 28, 2021)
	3	at TSU (Mar 07, 2021)
Interceptions By	3	vs Tennessee Tech (Feb 28, 2021)
Punts	6	at TSU (Mar 07, 2021)
Punting Avg	49.2	at Florida St. (Oct 03, 2020)
Long Punt	61	at Florida St. (Oct 03, 2020)
Punts inside 20	4	at Florida St. (Oct 03, 2020)
Long Punt Return	14	vs Tennessee Tech (Feb 28, 2021)

2020 Jacksonville State Football
Jacksonville State Game Superlatives (as of Mar 07, 2021)
All games

OPPONENT INDIVIDUAL GAME HIGHS

Rushes	23	Tyray Devezin, vs Mercer (Oct 10, 2020)
Yards Rushing	99	Toafili, Lawranc, at Florida St. (Oct 03, 2020)
TD Rushes	2	Webb, La'Damian, at Florida St. (Oct 03, 2020)
Long Rush	35	STARLING, Devon, at TSU (Mar 07, 2021)
Pass attempts	34	Blake Dever, at North Alabama (Oct 17, 2020)
Pass completions	22	Blake Dever, at North Alabama (Oct 17, 2020)
Yards Passing	210	Travis, Jordan, at Florida St. (Oct 03, 2020)
TD Passes	2	Harrison Frost, vs Mercer (Oct 10, 2020)
Long Pass	58	GREEN, Isaiah, at TSU (Mar 07, 2021)
Receptions	7	Wilson, Ontaria, at Florida St. (Oct 03, 2020)
Yards Receiving	86	Wilson, Ontaria, at Florida St. (Oct 03, 2020)
TD Receptions	1	Helton, Keyshawn, at Florida St. (Oct 03, 2020)
	1	Deondre Johnson, vs Mercer (Oct 10, 2020)
	1	Ethan Dirrim, vs Mercer (Oct 10, 2020)
	1	Jakobi Byrd, at North Alabama (Oct 17, 2020)
	1	JEFFERSON, N, at FIU (10/23/2020)
	1	WYCHE, Cam, at TSU (Mar 07, 2021)
Long Reception	58	WYCHE, Cam, at TSU (Mar 07, 2021)
Field Goals	3	ZITA, Antonio, at TSU (Mar 07, 2021)
Long Field Goal	47	ZITA, Antonio, at TSU (Mar 07, 2021)
Punts	10	MOSLEY, Kaleb, at TSU (Mar 07, 2021)
Punting Avg	49.0	HEATHERLY, T, at FIU (10/23/2020)
Long Punt	69	HEATHERLY, T, at FIU (10/23/2020)
Punts inside 20	2	Grant Goupil, vs Mercer (Oct 10, 2020)
Long Punt Return	39	SINGLETON, B, at FIU (10/23/2020)
Long Kickoff Return	100	Deondre Johnson, vs Mercer (Oct 10, 2020)
Tackles	15	Isaac Dowling, vs Mercer (Oct 10, 2020)
Sacks	1.5	Jaden Taylor, vs Mercer (Oct 10, 2020)
Tackles For Loss	2.0	Zach Hopkins, vs Mercer (Oct 10, 2020)
	2.0	Jaden Taylor, vs Mercer (Oct 10, 2020)
	2.0	WALKER, Chris, at TSU (Mar 07, 2021)
	2.0	GREEN, James, at TSU (Mar 07, 2021)
Interceptions	1	Samuel, Asante, at Florida St. (Oct 03, 2020)
	1	CARLISLE, Seth, vs Tennessee Tech (Feb 28, 2021)
	1	GREEN, Josh, at TSU (Mar 07, 2021)

2020 Jacksonville State Football
Jacksonville State Game Superlatives (as of Mar 07, 2021)
All games

OPPONENT TEAM GAME HIGHS

Rushes	53	at Florida St. (Oct 03, 2020)
Yards Rushing	263	at Florida St. (Oct 03, 2020)
Yards Per Rush	5.0	at Florida St. (Oct 03, 2020)
TD Rushes	5	at Florida St. (Oct 03, 2020)
Pass attempts	35	at North Alabama (Oct 17, 2020)
Pass completions	23	at North Alabama (Oct 17, 2020)
Yards Passing	268	at Florida St. (Oct 03, 2020)
Yards Per Pass	9.2	at Florida St. (Oct 03, 2020)
TD Passes	2	vs Mercer (Oct 10, 2020)
Total Plays	82	at Florida St. (Oct 03, 2020)
Total Offense	531	at Florida St. (Oct 03, 2020)
Yards Per Play	6.5	at Florida St. (Oct 03, 2020)
Points	41	at Florida St. (Oct 03, 2020)
Sacks By	3	vs Mercer (Oct 10, 2020)
First Downs	31	at Florida St. (Oct 03, 2020)
Penalties	11	vs Tennessee Tech (Feb 28, 2021)
	11	at TSU (Mar 07, 2021)
Penalty Yards	100	at Florida St. (Oct 03, 2020)
Turnovers	5	vs Tennessee Tech (Feb 28, 2021)
Interceptions By	1	at Florida St. (Oct 03, 2020)
	1	vs Tennessee Tech (Feb 28, 2021)
	1	at TSU (Mar 07, 2021)
Punts	10	at TSU (Mar 07, 2021)
Punting Avg	49.0	at FIU (10/23/2020)
Long Punt	69	at FIU (10/23/2020)
Punts inside 20	2	vs Mercer (Oct 10, 2020)
Long Punt Return	39	at FIU (10/23/2020)

2020 Jacksonville State Football
Jacksonville State Individual Season/Career Statistics (as of Mar 07, 2021)
All games

SEASON										CAREER										
Rushing	gp	att	gain	loss	net	avg	td	lg	avg/g	gp	att	gain	loss	net	avg	td	lg	avg/g		
Josh Samuel	6	72	369	10	359	5.0	3	26	59.8	6	72	369	10	359	5.0	3	26	59.8		
Uriah West	6	64	356	12	344	5.4	2	66	57.3	24	114	698	22	676	5.9	5	66	28.2		
Pat Jackson	5	43	186	14	172	4.0	2	28	34.4	5	43	186	14	172	4.0	2	28	34.4		
Zion Webb	5	16	111	2	109	6.8	0	10	21.8	22	95	689	56	633	6.7	7	48	28.8		
Zerrick Cooper	4	31	124	41	83	2.7	5	16	20.8	29	276	1191	422	769	2.8	17	33	26.5		
MATTHEWS,Micha	2	10	28	4	24	2.4	0	8	12.0	27	204	1076	48	1028	5.0	9	34	38.1		
Mike Pettway	2	1	17	0	17	17.0	0	17	8.5	2	1	17	0	17	17.0	0	17	8.5		
Darrian Meads	2	2	7	0	7	3.5	0	4	3.5	2	2	7	0	7	3.5	0	4	3.5		
AC Graham	3	3	4	4	0	0.0	0	4	0.0	3	3	4	4	0	0.0	0	4	0.0		
PJ Wells	1	1	0	1	-1	-1.0	0	0	-1.0	1	1	0	1	-1	-1.0	0	0	-1.0		
TEAM	5	9	0	17	-17	-1.9	0	0	-3.4											
Total	6	252	1202	105	1097	4.4	12	66	182.8											
Opponents	6	211	867	161	706	3.3	8	35	117.7											
Passing	gp	effic	comp	att	int	pct	yds	td	lg	avg/g	gp	effic	comp	att	int	pct	yds	td	lg	avg/g
Zerrick Cooper	4	137.86	54	81	1	66.7	671	1	41	167.8	29	143.17	565	937	27	60.3	7491	61	75	258.3
Zion Webb	5	141.26	46	70	2	65.7	520	4	54	104.0	22	142.35	86	145	3	59.3	1112	10	54	50.5
AC Graham	3	0.00	0	1	0	0.0	0	0	0	0.0	3	0.00	0	1	0	0.0	0	0	0	0.0
Total	6	138.52	100	152	3	65.8	1191	5	54	198.5										
Opponents	6	109.98	92	165	7	55.8	996	6	58	166.0										
Receiving	gp	no.	yds	avg	td	lg	avg/g	gp	no.	yds	avg	td	lg	avg/g						
Dave Russell	6	18	240	13.3	2	42	40.0	18	22	264	12.0	2	42	14.7						
Trae Barry	5	17	265	15.6	0	40	53.0	33	84	1341	16.0	5	80	40.6						
Uriah West	6	13	185	14.2	1	54	30.8	24	17	200	11.8	1	54	8.3						
Logan McVay	6	10	124	12.4	0	41	20.7	31	10	124	12.4	0	41	4.0						
Quan Charleston	6	9	75	8.3	2	19	12.5	6	9	75	8.3	2	19	12.5						
Ahmad Edwards	5	8	105	13.1	0	24	21.0	17	13	153	11.8	1	24	9.0						
Josh Samuel	6	8	65	8.1	0	21	10.8	6	8	65	8.1	0	21	10.8						
Mike Pettway	2	7	81	11.6	0	30	40.5	2	7	81	11.6	0	30	40.5						
Jared Scott	6	4	30	7.5	0	9	5.0	6	4	30	7.5	0	9	5.0						
Pat Jackson	5	2	12	6.0	0	7	2.4	5	2	12	6.0	0	7	2.4						
Jacob Jenkins	2	1	11	11.0	0	11	5.5	2	1	11	11.0	0	11	5.5						
RICE,Landon	3	1	6	6.0	0	6	2.0	22	23	268	11.7	1	36	12.2						
Braydon Hill	2	1	-1	-1.0	0	0	-0.5	2	1	-1	-1.0	0	0	-0.5						
Jayson Jones	5	1	-7	-7.0	0	0	-1.4	5	1	-7	-7.0	0	0	-1.4						
Total	6	100	1191	11.9	5	54	198.5													
Opponents	6	92	996	10.8	6	58	166.0													
Total Offense	g	plays	rush	pass	total	avg/g	g	plays	rush	pass	total	avg/g								
Zerrick Cooper	4	112	83	671	754	188.5	29	1213	769	7491	8260	284.8								
Zion Webb	5	86	109	520	629	125.8	22	240	633	1112	1745	79.3								
Josh Samuel	6	72	359	0	359	59.8	6	72	359	0	359	59.8								
Uriah West	6	64	344	0	344	57.3	24	114	676	0	676	28.2								
Pat Jackson	5	43	172	0	172	34.4	5	43	172	0	172	34.4								
MATTHEWS,Micha	2	10	24	0	24	12.0	27	204	1028	0	1028	38.1								
Mike Pettway	2	1	17	0	17	8.5	2	1	17	0	17	8.5								
Darrian Meads	2	2	7	0	7	3.5	2	2	7	0	7	3.5								
PJ Wells	1	1	-1	0	-1	-1.0	1	1	-1	0	-1	-1.0								
TEAM	5	9	-17	0	-17	-3.4														
Total	6	404	1097	1191	2288	381.3														
Opponents	6	376	706	996	1702	283.7														

2020 Jacksonville State Football
Jacksonville State Individual Season/Career Statistics (as of Mar 07, 2021)
All games

SEASON							CAREER											
Scoring	td	fg	PAT				pts	td	fg	PAT				pts				
			kick	rush	rcv	pass				kick	rush	rcv	pass		dxp	saf		
Alen Karajic	-	11-12	19-19	-	-	-	-	-	52	-	11-12	19-19	-	-	-	-	-	52
Zerrick Cooper	5	-	-	-	-	-	-	-	30	17	-	-	-	-	-	3-7	-	102
Uriah West	3	-	-	-	-	-	-	-	18	6	-	-	-	-	-	-	36	
Josh Samuel	3	-	-	-	-	-	-	-	18	3	-	-	-	-	-	-	18	
Pat Jackson	2	-	-	-	-	-	-	-	12	2	-	-	-	-	-	-	12	
Quan Charleston	2	-	-	-	-	-	-	-	12	2	-	-	-	-	-	-	12	
Dave Russell	2	-	-	-	-	-	-	-	12	2	-	-	-	-	-	-	12	
Kolbi Fuqua	1	-	-	-	-	-	-	-	6	1	-	-	-	-	-	-	6	
Nicario Harper	1	-	-	-	-	-	-	-	6	1	-	-	-	-	-	-	6	
Total	19	11-12	19-19	-	-	-	-	-	166									
Opponents	15	6-9	14-15	-	-	-	-	-	122									

Punt Returns	no.	yds	avg	td	lg	no.	yds	avg	td	lg
Jayson Jones	5	8	1.6	0	14	5	8	1.6	0	14
Quan Charleston	1	2	2.0	0	2	1	2	2.0	0	2
Zack Woodard	1	-10	-10.0	0	0	1	-10	-10.0	0	0
Jaylen Swain	1	0	0.0	0	0	1	0	0.0	0	0
Total	8	0	0.0	0	14					
Opponents	7	64	9.1	0	39					

Kick Returns	no.	yds	avg	td	lg	no.	yds	avg	td	lg
Jamari Jemison	3	62	20.7	0	25	3	62	20.7	0	25
Yul Gowdy	2	53	26.5	0	40	34	646	19.0	0	54
Uriah West	1	-2	-2.0	0	0	7	64	9.1	0	20
Mike Pettway	1	35	35.0	0	35	1	35	35.0	0	35
Logan McVay	1	0	0.0	0	0	1	0	0.0	0	0
Total	8	148	18.5	0	40					
Opponents	14	307	21.9	1	100					

Interceptions	no.	yds	avg	td	lg	no.	yds	avg	td	lg
Nicario Harper	2	6	3.0	0	6	2	6	3.0	0	6
Marshall Clark	1	5	5.0	0	5	1	5	5.0	0	5
Jeremiah Harris	1	0	0.0	0	0	2	15	7.5	0	15
Kolbi Fuqua	1	13	13.0	1	13	1	13	13.0	1	13
Markail Benton	1	0	0.0	0	0	1	0	0.0	0	0
Jacquez Payton	1	0	0.0	0	0	1	0	0.0	0	0
Total	7	24	3.4	1	13					
Opponents	3	16	5.3	0	14					

Fumble Returns	no.	yds	avg	td	lg	no.	yds	avg	td	lg
Nicario Harper	1	64	64.0	1	64	1	64	64.0	1	64
Total	1	64	64.0	1	64					
Opponents	1	63	63.0	0	63					

2020 Jacksonville State Football
Jacksonville State Individual Season/Career Statistics (as of Mar 07, 2021)
All games

	SEASON								CAREER							
All Purpose	g	rush	rcv	pr	kr	ir	total	avg/g	g	rush	rcv	pr	kr	ir	total	avg/g
Uriah West	6	344	185	0	-2	0	527	87.8	24	676	200	0	64	0	940	39.2
Josh Samuel	6	359	65	0	0	0	424	70.7	6	359	65	0	0	0	424	70.7
Trae Barry	5	0	265	0	0	0	265	53.0	33	0	1341	0	0	0	1341	40.6
Dave Russell	6	0	240	0	0	0	240	40.0	18	11	264	0	0	0	275	15.3
Pat Jackson	5	172	12	0	0	0	184	36.8	5	172	12	0	0	0	184	36.8
Mike Pettway	2	17	81	0	35	0	133	66.5	2	17	81	0	35	0	133	66.5
Logan McVay	6	0	124	0	0	0	124	20.7	31	0	124	0	0	0	124	4.0
Zion Webb	5	109	0	0	0	0	109	21.8	22	633	3	0	0	0	636	28.9
Ahmad Edwar	5	0	105	0	0	0	105	21.0	17	0	153	0	0	0	153	9.0
Zerrick Coope	4	83	0	0	0	0	83	20.8	29	769	0	0	0	0	769	26.5
Quan Charles	6	0	75	2	0	0	77	12.8	6	0	75	2	0	0	77	12.8
Jamari Jemis	4	0	0	0	62	0	62	15.5	4	0	0	0	62	0	62	15.5
Yul Gowdy	4	0	0	0	53	0	53	13.2	30	0	0	0	646	15	661	22.0
Jared Scott	6	0	30	0	0	0	30	5.0	6	0	30	0	0	0	30	5.0
MATTHEWS,	2	24	0	0	0	0	24	12.0	27	1028	161	0	0	0	1189	44.0
Kolbi Fuqua	6	0	0	0	0	13	13	2.2	6	0	0	0	0	13	13	2.2
Jacob Jenkins	2	0	11	0	0	0	11	5.5	2	0	11	0	0	0	11	5.5
Darrian Mead	2	7	0	0	0	0	7	3.5	2	7	0	0	0	0	7	3.5
RICE,Landon	3	0	6	0	0	0	6	2.0	22	0	268	0	0	0	268	12.2
Nicario Harpe	6	0	0	0	0	6	6	1.0	6	0	0	0	0	6	6	1.0
Marshall Clar	6	0	0	0	0	5	5	0.8	21	0	0	0	-5	5	0	0.0
Jayson Jones	5	0	-7	8	0	0	1	0.2	5	0	-7	8	0	0	1	0.2
PJ Wells	1	-1	0	0	0	0	-1	-1.0	1	-1	0	0	0	0	-1	-1.0
Braydon Hill	2	0	-1	0	0	0	-1	-0.5	2	0	-1	0	0	0	-1	-0.5
Zack Woodar	6	0	0	-10	0	0	-10	-1.7	31	0	0	-10	0	31	21	0.7
TEAM	5	-17	0	0	0	0	-17	-3.4								
Total	6	1097	1191	0	148	24	2460	410.0								
Opponents	6	706	996	64	307	16	2089	348.2								

Field Goals	att	good	long	blkd	att	good	long	blkd
Alen Karajic	12	11	43	1	12	11	43	1
Total	12	11	43	1				
Opponents	9	6	47	1				

Punting	no.	yds	avg	lg	blk	no.	yds	avg	lg	blk
KNIGHT,Preston	14	576	41.1	61	0	26	1031	39.7	67	0
Jack Dawson	7	298	42.6	55	0	7	298	42.6	55	0
Cole Porch	3	83	27.7	38	0	3	83	27.7	38	0
Total	24	957	39.9	61	0					
Opponents	32	131	41.2	69	1					

Kickoffs	no.	yds	avg	tb	ob	no.	yds	avg	tb	ob
Alen Karajic	24	133	55.5	7	0	24	133	55.5	7	0
WALLACE,Bryant	12	531	44.2	1	4	47	2063	43.9	2	5
Total	36	186	51.7	8	4					
Opponents	27	149	55.4	11	2					

##	Defensive Leaders											Opponents										
	gp	ua	a	total	tfl	sack	int	pb	fr	ff	blk	gp	ua	a	total	tfl	sack	int	pb	fr	ff	blk
1D Nicario Harper	6	19	29	4	1.5	.	2	.	1	.	.	6	19	29	48	1.5	.	2	.	1	.	.
2D DJ Coleman	6	14	18	3	6.0	3.	.	1	.	.	.	29	45	57	102	19.0	9.5	.	3	.	1	.
23 Kolbi Fuqua	6	10	21	3	0.5	.	1	2	1	2	.	6	10	21	31	0.5	.	1	2	1	2	.
9D Darius Joiner	6	14	16	3	0.0	24	39	34	73	4.0	.	1	3	.	.	.
3D Marshall Clark	6	9	20	2	5.0	0.	1	21	20	36	56	7.0	0.5	1	.	1	.	.
8D Markail Benton	6	7	19	2	0.5	0.	1	.	1	.	.	6	7	19	26	0.5	0.5	1	.	1	.	.
24 Zack Woodard	6	13	9	2	4.0	31	72	76	148	15.5	1.0	4	5	1	1	.
12 Umstead Sanders	6	6	13	1	1.5	0.	.	1	.	.	1	6	6	13	19	1.5	0.5	.	1	.	.	1
14 Jeremiah Harris	4	12	6	1	0.0	.	1	.	.	1	.	27	55	22	77	1.0	.	2	1	.	1	.
28 Stevonte Tullis	6	6	11	1	1.5	1.	.	2	1	1	.	28	13	22	35	2.0	1.0	.	2	2	1	.
7D Yul Gowdy	4	11	5	1	0.0	30	78	27	105	5.0	.	2	1	.	.	.
91 Chris Hardie	5	6	9	1	4.5	5.	6	7	10	17	4.5	5.0
30 Jaylen Swain	6	9	6	1	2.5	0.	.	.	.	1	1	6	9	6	15	2.5	0.5	.	.	.	1	1
1P Jacquez Payton	6	12	2	1	0.0	.	1	3	.	.	.	31	44	19	63	0.5	.	1	1	.	1	.
4D Lemuel Gordon	5	4	5	9	1.0	1.	7	5	5	10	1.0	1.0
99 Anthony Nesby	6	5	3	8	2.5	1.	15	5	5	10	2.5	1.0
6D George Steele	6	4	4	8	0.0	.	.	2	.	1	.	20	23	7	30	1.0	.	.	2	.	2	.
18 Malik Feaster	5	3	5	8	0.5	.	.	1	.	.	.	30	54	22	76	4.0	.	1	1	1	.	.
37 Phillip Hopkins	5	2	2	4	2.0	1.	16	7	7	14	2.0	1.0
31 Hudson Petty	4	1	3	4	0.0	7	3	4	7	0.0
15 Jamias Presley	4	3	1	4	0.0	.	.	2	.	.	.	15	6	3	9	0.0	.	.	2	.	.	.
92 Jackson Luttrell	5	.	4	4	0.0	15	9	13	22	6.0	2.5	.	.	.	1	.
93 Dacorrion West	3	2	2	4	0.0	14	6	15	21	1.5
95 Robert Johnson	6	.	4	4	0.0	.	.	.	1	.	.	6	.	4	4	0.0	.	.	.	1	.	.
32 Drew Tejchman	2	3	1	4	0.0	2	3	1	4	0.0
0 Jamari Jemison	4	3	.	3	0.0	.	.	1	.	.	.	4	3	.	3	0.0	.	.	1	.	.	.
16 Laletia Hale	4	.	2	2	0.0	8	2	5	7	0.0
36 Deco Wilson	2	2	.	2	0.0	2	2	.	2	0.0
11 HENRY,Marquez	1	.	1	1	0.0	2	.	1	1	0.0
39 Kyle Holt	1	1	.	1	0.0	11	11	12	23	3.0	1.0	.	1	.	.	.
90 Ahmad Edwards	5	1	.	1	0.0	17	1	.	1	0.0
56 Cam Hill	5	.	1	1	0.0	11	.	1	1	0.0
80 Dave Russell	6	1	.	1	0.0	18	3	2	5	0.0
13 Mike Pettway	2	1	.	1	0.0	2	1	.	1	0.0
35 Ricky Samuel	3	1	.	1	0.0	3	1	.	1	0.0
20 Uriah West	6	.	1	1	0.0	24	1	1	2	0.0
74 Jacob Dennison	1	.	1	1	0.0	1	.	1	1	0.0
10 Jared Scott	6	.	1	1	0.0	6	.	1	1	0.0
29 Casey Grigley II	1	.	1	1	0.0	1	.	1	1	0.0
38 Tristan Wells	3	.	1	1	0.5	0.	6	1	2	3	0.5	0.5
Total	6	18	22	41	34	15	7	1	5	6	2											
Opponents	6	20	23	43	35	6	3	1	5	3	1											