

JSU

2020 FOOTBALL

Jacksonville State (2-1, 0-0 Ohio Valley Conference) at Florida International (0-2, 0-1 Conference USA)

Game 4 • Oct. 23, 2020 • 6 p.m. CT • ESPN3
Riccardo Silva Stadium (20,000) • Miami, Fla.

[f /JSUGamecocks](#) [@JSUGamecocks](#) [@JSUGamecocks](#) [JSUGamecocks](#)

QUICK HITS

- This week marks the first meeting between Jacksonville State and Florida International and also will be JSU's first trip to Miami since the 1970 Orange Blossom Classic, a 21-7 win over Florida A&M in the Orange Bowl.
- The Gamecocks' game at FIU will be their second trip to the Sunshine State in this abbreviated fall schedule. They opened the four-game slate at Florida State on Oct. 3.
- This week's game will be JSU's second against an FBS program this season, marking the first time since playing Arkansas and Florida in 2012 that JSU has faced multiple FBS programs in the same season.
- Jacksonville State has lost five straight games against FBS teams and is looking for its first win over an FBS program since a 32-26 overtime win over Georgia State in 2013. JSU is 5-21 all-time against FBS foes.
- Senior Zerrick Cooper enters this week with several school records in his sights, but none as close as the JSU's career touchdown passes record. He is currently tied with Ed Lett's record of 61 set from 1979-82.
- Cooper needs 218 passing yards to pass Eli Jenkins (7,652 from 2013-16) as JSU's all-time leading passer.
- Senior tight end Trae Barry is second on JSU's list for career receiving yards by a tight end. He has 1,316 and is 184 away from Rusty Fuller's school record of 1,500.

THE GAMECOCKS BY THE NUMBERS

- .671** - Zerrick Cooper's completion percentage in 2020 (49-for-73), best among all FCS players and 15th among Division I players.
- .759** - John Grass' career winning percentage as a head coach, 11th-highest among all active Div. I coaches and fourth among active FCS coaches (minimum 30 games).
- 1** - Plays of over 20 yards by North Alabama's offense in JSU's 24-17 win last week.
- 2** - Defensive touchdowns by JSU this season, one behind Central Arkansas for the most in the FCS.
- 5** - Rushing touchdowns by Zerrick Cooper in 2020, most of any FCS player.
- 11** - Games with at least 300 passing yards by Zerrick Cooper in his JSU career, the most of any player in school history.
- 17** - Consecutive seasons at .500 or better by the Gamecocks heading into 2020, the longest active streak in the FCS.
- 60** - Wins by John Grass at JSU, the fastest to reach the mark by any head coach in school history. He, Donn Salls (95), Jack Crowe (87) and Bill Burgess (84) have won 60 games at JSU.
- 61** - Career touchdown passes by Zerrick Cooper, tying Ed Lett's school record that was set from 1979-82.
- 78** - Touchdowns responsible for by Zerrick Cooper in his JSU career, second only to Eli Jenkins' 89 from 2013-16.
- 94** - Consecutive games in which the Gamecocks have scored, with JSU's last shutout coming in the final game of 2012 at No. 7 Florida.

- 1,316** - Career receiving yards by senior Trae Barry, second-most in school history by a tight end and just 184 away from Rusty Fuller (1,500) in first.
- 7,435** - Passing yards by Zerrick Cooper in his career, making him the third player in school history to throw for 7,000 yards. He is second on JSU's career passing yards list and 217 yards away from Eli Jenkins' record of 7,652.
- 8,210** - Yards of total offense by Zerrick Cooper in his career, second most in JSU history to Eli Jenkins (11,448 from 2013-16) and moving him into 10th place on the OVC's career total offense list.

ON THE AIR



JSU Radio Network

Mike Parris, play-by-play
Eric Mims, analyst



ESPN3

AJ Ricketts, play-by-play
Cam Lynch, analyst

JSU SPORTS INFORMATION

Associate AD/Football SID Josh Underwood
underwood@jsu.edu; 256-782-5915; cell-256-453-0545
Assistant SID/Football SID Tyler Brown
tabrown@jsu.edu; 256-782-5977; cell-423-619-0557
JSUGamecockSports.com

2020 SCHEDULES

Jacksonville State Gamecocks (2-1, 0-0 OVC)

DATE	OPPONENT	TIME (CT)
OCTOBER (2-1)		
3	at Florida State (ACC RSN)	L, 41-24
10	MERCER (ESPN3)	W, 34-28
17	at North Alabama (ESPN3)	W, 24-17
23	at Florida International (ESPN3)	6 p.m.
FEBRUARY (0-0)		
21	*at Tennessee State (ESPN+)	2 p.m.
28	*TENNESSEE TECH (ESPN+)	3 p.m.
MARCH (0-0)		
14	*at UT Martin (ESPN+)	1 p.m.
21	*SOUTHEAST MISSOURI (ESPN+)	2 p.m.
28	*AUSTIN PEAY (ESPN+)	2 p.m.
APRIL (0-0)		
3	*at Eastern Illinois (ESPN+)	1 p.m.
11	*at Murray State (ESPN+)	2 p.m.

* - Ohio Valley Conference Game

Florida International Panthers (0-2, 0-1 CUSA)

DATE	OPPONENT	TIME (CT)
SEPTEMBER/OCTOBER (0-2)		
26	at Liberty	L, 36-34
10	*MIDDLE TENNESSEE	L, 31-28
17	*at Charlotte	Postponed
23	JACKSONVILLE STATE (ESPN3)	6 p.m.
30	*MARSHALL	6 p.m.
NOVEMBER (0-0)		
7	*at UTEP	3 p.m.
21	*at Western Kentucky	1 p.m.
28	*LOUISIANA TECH	11 a.m.

* - Conference USA Game

MEET THE TEAMS

Jacksonville State

Record 2-1, 0-0 Ohio Valley Conference
Ranking RV in STATS Poll
 NR in Coaches Poll
Last Game Oct. 17 at North Alabama
 Won, 24-17
Head Coach John Grass (Jacksonville State, '90)
Career Record 60-19/7th year
JSU Record 60-19/7th year
Grass vs. FIU 0-0
vs. Davis 0-0
JSU vs. FIU 0-0



Florida International

Record 0-2, 0-1 Conference USA
Ranking NR in Media Poll
 NR in Coaches Poll
Last Game Oct. 17 at Charlotte
 Postponed
Head Coach Butch Davis (Arkansas, '74)
Career Record 102-61/4th year
UNA Record 23-18/4th year
vs. JSU 0-0
vs. Grass 0-0



CHAMPIONS • 2003 • 2004 • 2011 • 2014 • 2015 • 2016 • 2017 • 2018

Florida International Week Schedule (Schedule subject to change)

<p>19 Monday Practice 4 p.m.</p>	<p>20 Tuesday Grass Weekly Presser 11:30 a.m. - Zoom Please contact Josh Underwood (underwood@jsu.edu) for access. Practice 4 p.m.</p>	<p>21 Wednesday Practice 4 p.m.</p>	<p>22 Thursday Walk Through TBA Travel to Miami No Player Availability</p>	<p>23 Friday Game Day JSU at FIU Riccardo Silva Stadium 6 p.m. CT Post Game Coach Grass and Players will be available via Zoom</p>	<p>24 Saturday Off Day No Player Availability</p>	<p>25 Sunday Off Day No Player Availability</p>
---	--	--	--	--	--	--

JACKSONVILLE STATE SPORTS INFORMATION

MEDIA POLICIES

PRESS CONFERENCE

John Grass' weekly press availability will be done virtually via Zoom for the 2020 season. He will be available on Tuesday at 11:30 a.m. Any media wishing to access Coach Grass' press conference should contact Associate Ad for Media Relations Josh Underwood (underwood@jsu.edu) for the link to join. Select players will also be on hand during the press conference. If a specific player is needed, contact Josh Underwood by Sunday to make arrangements for the interview.

JOHN GRASS ON THE WEB

Media members can watch John Grass' full press conference each week. The video will be uploaded by 4 p.m. CT on Tuesday at JSUGamecockSports.com.

PRESS CONFERENCE TRANSCRIPTIONS

Transcriptions of John Grass' weekly press conferences are available by 4 p.m. each Tuesday on the athletic web site at JSUGamecockSports.com.

COACHES INTERVIEWS

Outside his regular Tuesday press conference, the best time for Coach Grass interviews is between 10-11 a.m. until Wednesday. Please contact the JSU SID office to make specific arrangements.

PLAYER INTERVIEWS

If at all possible, player interviews need to be conducted during Monday's weekly press conference.



@JSUGamecocksFB
@Coach_Grass
#JSUGamecocks

facebook.com/JSUGamecocks
instagram/JSUGamecocks
Snapchat/JSUGamecocks

OVC TELECONFERENCE

The Ohio Valley Conference postponed its conference schedule to the Spring and will not have a weekly teleconference during the fall season.



GAMECOCKS

SPORTS INFORMATION

JSU SPORTS INFORMATION STAFF

The Jacksonville State Sports Information offices are located on the third floor of Pete Mathews Coliseum.



JOSH UNDERWOOD
Associate AD
FB Contact
underwood@jsu.edu
Office: 256-782-5915
Cell: 256-453-0545
@josh_underwood1



TYLER BROWN
Assistant SID
FB Contact
tabrown@jsu.edu
Office: 256-782-5977
Cell: 423-619-0557
@tylerbrown_91



TONY SCHMIDT
Assistant SID
aschmidt@jsu.edu



Daniel Porter
Assistant SID
dporter2@jsu.edu



THE COACHES
Jacksonville State Head Coach John Grass

John Grass has a 60-19 record in his seventh season as JSU's head coach, the best 79-game start in JSU history. He is 41-6 in OVC play.

Grass' unprecedented start to his collegiate head coaching career has seen the 1990 JSU graduate win five-straight OVC titles, while also becoming the first person to claim the **Roy Kidd** OVC Coach of the Year Award outright in three-straight seasons. He is also the first FCS coach to be named the AFCA's Region Coach of the Year in five-straight seasons and was the first Gamecock in Division I to be voted the AFCA's National Coach of the Year in 2015.

He served as JSU's offensive coordinator on **Bill Clark's** staff in 2013 before being promoted to the head coach after one season.

Prior to coming to JSU in 2013, **Grass** was head coach at Oxford (Ala.) High School from 2008-2012, where he posted five straight winning seasons and a 41-16 record. He also served as head coach at Spain Park from 2006-07, where he was named the 2007 AHSAA Class 6A Coach of the Year. He also was the head coach at Moody High School (2003-05), Albertville High School (2002-03) and Ashville High School (1995-99)

Florida International Head Coach Butch Davis

On Nov. 15, 2016, **Butch Davis** was named the fourth head coach of the FIU football program, returning to South Florida where he made a name for himself as one of the premier minds in football. A man with a proven record of success and an unyielding commitment to excellence, **Davis** has brought an identity and a swell of energy to the FIU football program. **Davis** will enter his fourth season at FIU in 2020.

Davis has compiled a 102-61 overall record in 14 years as a college head coach, including three BIG EAST Championships while coaching the University of Miami (1995-00). In that span, **Davis** recruited and/or coached more than 120 players that made it to the NFL, 35 of which were first-round draft picks. **Davis** coached in the NFL for 10 years and is still the only head coach to take the expansion Cleveland Browns to the playoffs in 2002, while winning a pair of Super Bowl rings as an assistant coach with the Dallas Cowboys in the early 1990s. During his 13-year collegiate coaching career, Davis guided his teams to 10 bowl games, winning six of them, including a 37-20 victory over the Florida Gators in the 2001 Sugar Bowl.

PROBABLE STARTERS
Jacksonville State Probable Starting Offense

QB	6	Zerrick Cooper	6-3	225	R-Sr.
LT	76	PJ Mixon	6-4	290	R-Jr.
LG	56	Cam Hill	6-1	305	Jr.
C	60	Zack Cangelosi	6-3	290	R-Jr.
RG	65	Michael Shaddix	6-4	295	R-Jr.
RT	75	Ye'Majesty Sanders	6-5	297	R-Jr.
TE	4	Trae Barry	6-7	245	Sr.
RB	5	Josh Samuel	5-11	215	R-Jr.
WR	80	Dave Russell III	6-0	203	R-So.
WR	86	Logan McVay	5-10	202	R-Jr.
WR	19	Quan Charleston	6-0	198	R-Jr.

Jacksonville State Probable Starting Defense

BAN	2	DJ Coleman	6-6	245	Jr.
NT	95	Robert Johnson	6-0	280	Fr.
DT	35	Ricky Samuel	6-3	300	R-Fr.
DE	12	Umstead Sanders	6-2	247	R-Sr.
NICK	23	Kolbi Fuqua	6-3	212	R-So.
MLB	24	Zack Woodard	6-1	235	R-Jr.
OLB	3	Marshall Clark	6-0	210	R-So.
CB	10	Jacquez Payton	6-1	176	R-Jr.
SS	14	Jeremiah Harris	5-10	180	R-Jr.
FS	1	Nicario Harper	6-1	180	R-So.
CB	7	Yul Gowdy	5-9	178	R-Jr.

Jacksonville State Probable Special Teams

P	87	Preston Knight	6-5	210	R-Sr.
PK	88	Alen Karajic	6-5	205	Fr.
KO	88	Alen Karajic	6-5	205	Fr.
KOR	7	Yul Gowdy	5-9	178	R-Jr.
	21	Jamari Jemison	5-10	160	Fr.
PR	19	Quan Charleston	6-0	198	R-Jr.
LS	43	Thomas Peterson	6-4	245	R-Fr.
HOLD	87	Preston Knight	6-5	210	R-Sr.

FIU Probable Starting Offense

WR	1	JJ Holloman	6-2	200	R-Jr.
LT	77	D'Antne Demery	6-5	320	Sr.
LG	72	Sione Finau	6-3	300	So.
C	55	Shane McGough	6-2	302	R-Sr.
RG	62	Mershawn Miller	6-2	313	R-Jr.
RT	73	Lyndell Hudson Jr.	6-6	300	R-So.
TE	88	Sterling Palmer	6-6	235	Jr.
WR	2	Bryce Singleton	5-11	193	R-Jr.
QB	7	Kaylan Wiggins	6-2	200	R-Jr.
-or-	3	Stone Norton	6-3	200	R-Fr.
-or-	12	Max Bortenschlager	6-3	205	R-Sr.
RB	24	D'vonte Price	6-2	215	Sr.
RB	8	Lexington Joseph	5-9	185	So.

FIU Probable Starting Defense

DE	94	Kevin Oliver	6-4	263	Sr.
DT	92	Jason Mercier	6-3	262	Jr.
DT	99	Davon Strickland	6-1	263	R-So.
DE	90	Noah Curtis	6-6	267	Sr.
OLB	10	Daniel Jackson	6-2	228	Sr.
MLB	58	Tyson Maeva	6-0	230	R-Sr.
OLB	9	Jamal Gates	6-2	225	Sr.
CB	4	Rishard Dames	5-11	175	R-Jr.
S	0	Dorian Hall	6-4	190	R-Jr.
S	3	Richard Dames	5-11	185	Sr.
CB	7	Josh Turner	6-0	188	R-Jr.

FIU Special Teams

PK	0	Chase Gabriel	5-11	180	Fr.
P	39	Tommy Heatherly	5-11	210	Sr.
LS	31	Tommy Zozus	6-2	224	R-Jr.
HOLD	12	Max Bortenschlager	6-3	205	R-Sr.
KOR	8	Lexington Joseph	5-9	185	So.
	4	Rishard Dames	5-11	175	R-Jr.
PR	2	Bryce Singleton	5-11	193	R-Jr.

Tale of the Tape: Here is a statistical comparison of both JSU and Florida International:

	Jax State	FIU
Rushing Offense	122.0	229.0
Passing Offense	209.0	97.0
TOTAL OFFENSE	331.0	326.0
Rushing Defense	159.7	177.5
Passing Defense	205.0	288.0
TOTAL DEFENSE	364.7	465.5
Scoring Offense	27.3	31.0
Scoring Defense	28.7	33.5

Grass In Uncharted Fields

JSU head coach **John Grass** has found himself in a territory not many coaches have ever gone. His 60-19 record is the best start in JSU history by a head coach and one of the best starts to an FCS career by any coach. **Grass** became the first coach in FCS history to go 16-0 in his first two years of conference play to start his coaching career and has improved that start to 41-6 in league play.

Grass: One Of Top Winning Percentages Among Active Division I Coaches (Minimum 30 games)

Coach, Current School	Seasons	Record	Pct.
Drew Cronin, Mercer	5th	47-7	.870
Lincoln Riley, Oklahoma	4th	38-8	.826
Chris Klieman, Kansas State	8th	83-19	.814
Dabo Swinney, Clemson	13th	135-31	.813
Nick Saban, Alabama	25th	247-65-1	.791
Lance Leipold, Buffalo	14th	140-38	.787
Kirby Smart, Georgia	5th	47-13	.783
Dale Lindsey, San Diego	6th	64-19	.771
Brian Harsin, Boise State	7th	71-22	.763
Brian Bohannon, Kennesaw State	6th	48-15	.762
John Grass, Jacksonville State	7th	60-19	.759
Jimbo Fisher, Texas A&M	11th	103-33	.757

Gamecocks Getting Offensive

Jacksonville State finished 2015 ranked fourth nationally in total offense after being ranked fourth in 2014. The Gamecocks put together another top-20 season in 2016 at 20th. JSU has had 600 yards of total offense nine times since John Grass took over as head coach, twice as many as it had in school history before the 2014 season. Here's a list of the Gamecocks 600-plus yards of total offense games in the school's Division I history:

Yards	Opponent	Date	Rush Yds/Pass Yds
1. 655	vs Austin Peay	Nov. 1, 2014	416 rush/239 pass
2. 654	vs. Mississippi Valley State	Sept. 8, 2018	366 rush/288 pass
3. 652	vs Murray State	Sept. 28, 2013	318 rush/334 pass
4. 646	vs Samford	Nov. 6, 2004	453 rush/193 pass
5. 640	vs Chattanooga	Dec. 5, 2015	432 rush/208 pass
6. 639	vs Sam Houston State	Dec. 19, 2015	360 rush/279 pass
7. 637	at Eastern Kentucky	Oct. 6, 2018	353 rush/284 pass
8. 630	vs West Alabama	Sept. 20, 2014	336 rush/294 pass
9. 628	at Murray State	Sept. 28, 2014	382 rush/246 pass
10. 619	at Tennessee Tech	Oct. 17, 2015	341 rush/278 pass
11. 617	vs Southeast Missouri	Nov. 14, 2015	399 rush/218 pass
12. 612	at Southeast Missouri	Nov. 22, 2014	372 rush/245 pass
13. 609	vs Eastern Kentucky	Nov. 5, 2011	309 rush/300 pass
14. 606	vs Nicholls State	Sept. 25, 1999	150 rush/456 pass

Gamecocks On the Air

The anchor of the Gamecock Football Network is the JSU campus station WLJS-FM 91.9 and can reach a worldwide audience on the Internet at www.JSUGamecockSports.com. Radio veteran Mike Parris is in his 35th season calling play-by-play and Ray Hammett provides color.

WLJS-FM 91.9 - (Jacksonville State University) **WKXX-FM 102.9** - (Gadsden/Boaz/Albertville/Huntsville)

WVOK-FM 97.9 - (Oxford/Anniston/Talladega) **WRBZ-FM 95.5** - (Montgomery)

JSU vs. the OVC

Before joining the OVC prior to the 2003 season, Jacksonville State had faced only four teams from the Ohio Valley Conference. Jax State is **135-45-8** all-time versus teams from the Ohio Valley Conference. Since joining the OVC, the Gamecocks are **105-30** against the league. Below is a series breakdown against the OVC.

Team	Record
Austin Peay	20-7-3
Eastern Illinois	11-6
Eastern Kentucky	10-7
Murray State	16-2
SE Missouri State	18-6
Tennessee-Martin	33-8
Tennessee State	12-2
Tennessee Tech	16-7
TOTAL	135-45-8

Longest Plays Since Joining the Ohio Valley Conference in 2003

- Rush:** 87, Justice Owens at Liberty (9/24/16)
- Rush TD:** 87, Justice Owens at Liberty (9/24/16)
- Pass:** 88, Eli Jenkins to Markis Merrill vs West Alabama (9/20/14)
- Pass TD:** 88, Eli Jenkins to Markis Merrill vs West Alabama (9/20/14)
- Punt Return:** 88, Maurice Dupree at Murray State (9/29/07)
- Kick Return:** 99, Gabriel Chambers at Kentucky (10/22/11); Maurice Dupree vs Southeast Missouri (10/4/08)
- Int. Return:** 98, Pierre Warren at Tennessee State (11/19/11)
- Fumble Return:** 75, Pierre Warren vs Chattanooga (9/8/12)
- Blocked FG Ret:** 72, Andrew Ridgeway vs Tenn State (11/15/08)
- Punt:** 86, Hamish MacInnes at Tennessee Tech (10/26/13)
- Field Goal:** 52, Steven Lee vs Murray State (10/4/03)



JSU vs. RANKED FCS FOES

Since joining the Division I ranks in 1995, the Gamecocks are 33-44 vs. ranked FCS foes. **Under John Grass, JSU is 14-7 vs ranked opponents.**

Year	Opponent	Result
1995	#4 Troy State	L, 35-7
1996	#9 SF Austin	L, 42-10
1996	#4 Troy State	L, 31-21
1996	#7 at SW Mo. St.	L, 34-9
1997	at #2 Troy State	L, 49-0
1997	#11 McNeese St.	L, 27-6
1997	at #13 SF Austin	L, 41-15
1997	#15 Nicholls State	L, 16-14
1997	#24 SW Missouri	L, 47-42
1998	at #1 McNeese St.	L, 30-14
1998	#3 Ga. Southern	L, 51-32
1998	#9 NW State	L, 53-36
1998	#14 Troy State	L, 31-7
1999	#3 Ga. Southern	L, 51-14
1999	at #22 SF Austin	L, 33-16
1999	at #6 Troy State	L, 35-16
2000	at #22 McNeese	L, 28-0
2000	#10 NW State	W, 28-24
2000	#3 Troy State	L, 28-0
2001	at #23 SF Austin	L, 44-37
2001	#21 SW Texas	W, 38-17
2001	at #15 NW State	L, 42-17
2001	at #18 Sam Houston	L, 55-30
2001	#11 McNeese State	L, 31-21
2002	#2 McNeese State	L, 28-22
2002	#3 Northwestern State	W, 19-10
2002	#4 Georgia Southern	L, 41-3
2003	at #8 Western Kentucky	L, 45-7
2004	at #2 Furman	L, 49-7
2005	#2 Furman	L, 37-35
2005	#22 Eastern Illinois	L, 10-6
2006	at #5 Furman	L, 17-13
2006	at #17 Eastern Illinois	L, 28-24
2007	#25 Eastern Illinois	L, 36-23
2008	at #16 Eastern Illinois	W, 23-10
2008	#15 Tennessee State	W, 26-21
2009	#24 Eastern Illinois	L, 28-20
2010	#7 Southeast Missouri	W, 29-27
2010	#6 Wofford	L, 17-14
2011	at #23 Chattanooga	L, 38-17
2011	#19 Tennessee Tech	L, 22-14
2012	at #21 Eastern Ky	L, 51-21
2012	#17 Tennessee State	W, 31-28
2013	at #22 UT Martin	W, 41-27
2013	#23 Tennessee State	L, 31-15
2013	at #2 Eastern Illinois	L, 52-14
2013	#16 Samford	W, 55-14
2013	at #6 McNeese State	W, 31-10
2013	at #2 Eastern Washington	L, 37-24
2014	at #13 Chattanooga	ot-W, 26-23
2014	at #25 Tennessee State	W, 27-20
2014	at #15 Eastern Kentucky	W, 20-6
2014	#19 Sam Houston State	L, 37-26
2015	at #8 Chattanooga	W, 23-20
2015	#13 Eastern Kentucky	W, 34-0
2015	#7 Chattanooga	W, 41-35-OT
2015	#7 Charleston Southern	W, 58-38
2015	#6 Sam Houston State	W, 62-10
2015	vs #2 North Dakota State (Frisco)	L, 37-10
2016	#17 Coastal Carolina	W, 27-26
2016	#22 Eastern Illinois	W, 47-14
2016	#12 Youngstown State	L, 40-24
2017	#12 Chattanooga	W, 27-13
2017	#16 Liberty	W, 31-10
2017	#16 Kennesaw State	L, 17-7
2018	#14 North Carolina A&T	L, 20-17
2018	at #2 Kennesaw State	L, 60-52 - 5OT
2018	#21 East Tennessee State	W, 34-27
2018	#12 Maine	L, 55-27
2019	#4 Eastern Washington	W, 49-45

Cooper Chasing

Career Passing Yds & Passing TDs Records

Senior **Zerrick Cooper** is climbing both the career passing yards and passing touchdowns list for JSU in his third season with the Gamecocks. He has tied Ed Lett for the school's career touchdown passes mark and needs just 218 yards to pass Eli Jenkins as the school's all-time leading passer. Below is where the Jonesboro, Ga., native ranks in each category:

Career Passing Yards

1.	Eli Jenkins (2013-16)	7,652
2.	Zerrick Cooper (2018-A)	7,435
3.	Ed Lett (1979-82)	7,145
4.	Montressa Kirby (1995-98)	6,587
5.	Reggie Stancil (1999-02)	5,182

Career Passing Touchdowns

t1.	Ed Lett (1979-82)	61
t1.	Zerrick Cooper (2018-A)	61
3.	Eli Jenkins (2013-16)	47
4.	Montressa Kirby (1995-98)	43
5.	Ryan Perrilloux (2008-09)	42

Cooper Climbing JSU's Total Offense List

Senior quarterback **Zerrick Cooper** has now gained 8,210 yards of total offense in his JSU career, second all-time and just the ninth player in school history to reach the 5,000-yard mark, fifth to record 6,000, third to gain 7,000 and second to get 8,000. Below is the Top 10 in JSU history in Total Offense:

JSU Career Total Offense Leaders

1.	Eli Jenkins (2013-16)	11,448
2.	Zerrick Cooper (2018-A)	8,210
3.	Montressa Kirby (1995-98)	7,688
4.	Ed Lett (1979-82)	6,774
5.	Reggie Stancil (1999-02)	6,276
6.	Ryan Perrilloux (2008-09)	5,479
7.	David Gulledege (1987-90)	5,339
8.	Maurice Mullins (2002-05)	5,138
9.	Marques Ivory (2008-12)	5,084
10.	David Coffey (1983-86)	4,920

Barry Among Top TE Receiving Leaders

Senior tight end **Trae Barry** reached the 1,000-yard mark for his career in a JSU uniform in his junior season and continues to climb JSU's career receiving list. The Summerdale, Ala., native currently has 1,316 receiving yards in his JSU career and is 184 yards shy of **Rusty Fuller**'s school record of 1,500 receiving yards by a tight end.

Below is a list of the most receiving yards in a career by a tight end:

Player (Years) Career Yds

1.	Rusty Fuller (1980-83)	1,500
2.	Trae Barry (2017-A)	1,316
3.	Butch Barker (1975-78)	1,180

Grass The Fastest To 60 Wins

With the Gamecocks' 24-17 win over North Alabama on Oct. 17, 2020, head coach **John Grass** earned his 60th win in just 79 games on the JSU sideline. In his seventh season at the helm of the Gamecocks, **Grass** became the fastest coach to reach 60 wins in school history and is only the fifth coach in JSU history to win 50 games and only the fourth to reach the 60 wins mark, joining **Don Salls** (95), **Jack Crowe** (87) and **Bill Burgess** (84).

JSU Limits Big Plays by UNA

In the Gamecocks' 24-17 win over North Alabama on Oct. 17, the JSU defense only allowed one play of over 20 yards in the game, a 24-yard pass on third and long in the second quarter. JSU held the Lions to 276 yards of total offense in the win.

JSU Protects the Ball vs Lions

In the Gamecocks' 24-17 win at North Alabama on Oct. 17, Jacksonville State didn't commit a turnover. It was the first time that JSU didn't turn the ball over in a game since its last game against UNA on Sept. 21, 2019.

Coop Closing In On OVC Total Offense List

Senior quarterback **Zerrick Cooper** has moved into the Ohio Valley Conference's Top 10 in Career Total Offense yards. He currently has 8,210 yards in his JSU career, passing Eastern Illinois' **Tony Romo** (8,059 yards from 1999-02) for 10th place on that list. Here is the OVC's Total Offense Top 10:

YEARS	PLAYER	YARDS
2010-13	Jimmy Garoppolo (Eastern Ill)	13,089
2013-16	Eli Jenkins (Jacksonville St)	11,448
2012-16	K.D. Humphries (Murray St)	10,742
2009-12	Casey Brockman (Murray St)	10,502
1986-89	Michael Proctor (Murray St)	9,886
2011-14	Michael German (Tennessee St)	8,752
1987-90	Chris Swartz (Morehead St)	8,648
2009-12	Derek Carr (UT Martin)	8,484
2009-12	T.J. Pryor (Eastern Ky)	8,341
2018-A	Zerrick Cooper (Jacksonville St)	8,210

Third Time is a charm for JSU at FIU

When the Gamecocks and Panthers kick off on Friday in Miami, it will start a game that has been difficult to schedule due to the COVID-19 pandemic. JSU and FIU were scheduled to open the season on Sept. 3 before having to move that date back to mid-September due to the pandemic. Rising cases across the country forced the game to be moved again to the current date.



Big 2nd Quarter Propels JSU Past Mercer

The second quarter played a huge part in Jacksonville State's 34-28 win over Mercer on Oct. 10. JSU scored 24 points in that quarter, the most in one quarter since scoring 24 in the second quarter against Sam Houston State on Dec. 19, 2015 in the semifinals of the FCS Playoffs. The Gamecocks won that game, 62-10.

Cooper Finding His Target

Through three games in 2020, senior quarterback **Zerrick Cooper** has completed 49 of his 73 pass attempts for a .671 completion percentage. That mark is the best among all FCS quarterbacks and 15th among Division I signal callers.

Zerrick Finding the End Zone With His Legs

Even though **Zerrick Cooper** has thrown one touchdown pass in the 2020 season, the senior from Jonesboro, Ga., has found another way to put points on the board - with his legs. **Cooper** has five rushing touchdowns through the first three games of 2020, most in the FCS and tied for 13th among all Division-I players.

Karajic among FCS leaders in FG per game

True freshman kicker **Alen Karajic's** JSU career has gotten off to a solid start in 2020. The Ooltewah, Tenn., native is 10-for-10 on PAT tries and 4-for-4 on field goal attempts and is second on the team in scoring with 22 points. He's made 1.3 field goals per game so far in 2020, which leads the OVC and is third in the FCS.

1st Trip to Braly Since '92 Title Game

When the Gamecocks took down North Alabama 24-17 at Braly Stadium on Oct. 17, it was their first time in the historic stadium since Dec. 12, 1992, when JSU defeated Pittsburg State, 17-13, in the 1992 NCAA Division II National Championship Game. **Bill Burgess'** Gamecocks won the school's first football national title after falling in the title game to Pittsburg State in 1991, also in Florence.

Scoop-And-Score JSU's First Since 2013

When redshirt sophomore **Nicario Harper** picked up a Mercer fumble and returned it 64 yards for a touchdown on Oct. 10, it was Jacksonville State's first fumble return for a score since **Rob Gray's** one-yard return against Samford on Nov. 30, 2013 in the first round of the FCS Playoffs. **Harper's** 64-yard return was also the fifth-longest in school history.

JSU Defense Scoring Points

Jacksonville State's defense scored a touchdown in each of the team's first two games of 2020, a 13-yard Kolbi Fuqua interception return at Florida State and a 64-yard Nicario Harper fumble return

against Mercer. It's the first time that the JSU defense has scored in back-to-back games since Nov. 3, 2018 vs UT Martin (**Quan Stoudemire's** 10-yard interception return) and Nov. 10, 2018 vs Tennessee State (**Jalen Choice's** 54-yard interception return). JSU's two defensive scores are one behind Central Arkansas for the FCS lead in 2020.

Fuqua Making Things Happen on Defense

Jacksonville State is second in the FCS in defensive touchdowns with two, and redshirt sophomore nickel **Kolbi Fuqua** has had a hand in both of them. The Cordova, Ala., native returned an interception 13 yards for a score in the first quarter of the season opener at Florida State and then forced the fumble against Mercer that was returned 64 yards for a score by **Nicario Harper**.

JSU vs FBS Opponents

JSU's Oct. 23 game at Florida International will be the Gamecocks' 27th game against a team from the NCAA's Football Bowl Subdivision. JSU is now 5-21 against FBS foes, with its last win coming at Georgia State in 2013. **John Grass** is 0-5 vs. FBS foes, with three of those five meetings coming against a team ranked in the Top 10 at the time of the game. Here is a list of all of JSU's games against FBS opponents:

10/27/94	at Northeast Louisiana	W, 32-28
10/28/95	at Arkansas State	L, 37-6
9/21/96	at UAB	L, 24-17
11/16/96	at Northeast Louisiana	L, 31-28
9/20/97	at UAB	L, 34-16
11/11/00	at Louisiana-Lafayette	W, 28-14
9/22/01	at Arkansas State	W, 31-28
11/17/01	at Troy State	L, 21-3
9/14/02	at Mississippi State	L, 51-13
9/20/03	at Kansas	L, 41-6
9/17/05	at UAB	L, 35-28
10/14/06	at Mississippi State	L, 35-3
9/15/07	at Memphis	L, 35-14
8/28/08	at Georgia Tech	L, 41-14
9/5/09	at #15 Georgia Tech	L, 37-17
9/12/09	at Florida State	L, 19-9
9/4/10	at Ole Miss	W, 49-48 (2OT)
10/22/11	at Kentucky	L, 38-14
9/1/12	at #10 Arkansas	L, 49-24
11/17/12	at #7 Florida	L, 23-0
9/21/13	at Georgia State	W, 32-26 (OT)
8/29/14	at #8 Michigan State	L, 45-7
9/12/15	at #6 Auburn	L, 27-20 (OT)
9/10/16	at #10 LSU	L, 34-13
9/9/17	at Georgia Tech	L, 37-10
10/3/20	at Florida State	L, 41-24

JSU IN THE OVC/NCAA TEAM STATS

(Through Games on Oct. 17, 2020)

OVC NCAA

3rd Down Efficiency (.389)	1	4
3rd Down Eff. Defense (.489)	2	8
4th Down Efficiency (.429)	3	8
4th Down Eff. Defense (.571)	2	8
Blocked Kicks (1)	1	1
Blocked Punts (1)	1	1
Completion Pct. (.676)	1	1
Defensive TDs (2)	1	2
Fewest Penalties Per Game (8.33)	3	10
Fewest Penalty Yds Per Game (60.67)	3	10
1st Downs (55)	2	7
1st Downs Def. (70)	2	6
Fumbles Lost (1)	1	1
Fumbles Recovered (2)	2	3
Kickoff Return Defense (26.11)	3	11
Kickoff Returns (13.20)	3	11
Net Punting (41.36)	1	2
Passes Had Intercepted (1)	1	2
Passes Intercepted (3)	1	3
Passing Offense (209.0)	2	6
Passing Yards Allowed (205.0)	1	5
Punt Return Defense (4.00)	1	4
Punt Returns (1.00)	3	10
Red Zone Defense (1.000)	2	9
Red Zone Offense (.857)	2	5
Rushing Defense (159.7)	1	4
Rushing Offense (122.0)	1	5
Sacks Allowed (1.67)	1	2
Scoring Defense (28.7)	1	3
Scoring Offense (27.3)	1	5
Tackles for Loss Allowed (5.33)	1	4
Team Pass Eff. (140.5)	2	4
Team Pass Eff. Def (127.93)	1	3
Team Sacks (1.67)	1	7
Team Tackles for loss (4.7)	3	9
Time of Poss (28:34)	2	9
Total Defense (364.7)	1	4
Total Offense (331.0)	2	6
Turnover Margin (1.00)	1	1
Turnovers Gained (5)	1	4
Turnovers Lost (2)	1	1
Winning Percentage (.667)	1	2



The Last Time JSU had an Overall Record of...

0-1	2020	5-0	2010
0-2	2009	5-1	2018
0-3	2005	5-2	2019
0-4	1996	5-3	2019
0-5	1996	5-4	2012
0-6	1939	5-5	2002
0-7	1939	5-6	2002
0-8	1931		
0-9	1931	6-0	2010
0-10	never	6-1	2017
		6-2	2018
1-0	2017	6-3	2019
1-1	2020	6-4	2019
1-2	2012	6-5	2019
1-3	2007	6-6	2019
1-4	2005		
1-5	1999	7-0	2010
1-6	1999	7-1	2017
1-7	1999	7-2	2018
1-8	1999	7-3	2009
1-9	1999	7-4	2011
1-10	1999		
		8-0	2010
2-0	2013	8-1	2017
2-1	2020	8-2	2018
2-2	2012	8-3	2018
2-3	2007	8-4	2003
2-4	2005		
2-5	2000	9-0	1991
2-6	1952	9-1	2017
		9-2	2010
3-0	2013	9-3	2018
3-1	2019	9-4	2018
3-2	2019		
3-3	2012	10-0	1991
3-4	2006	10-1	2017
3-5	2000	10-2	2017
3-6	1993	10-3	2013
3-7	1993		
		11-0	1991
4-0	2013	11-1	2015
4-1	2018	11-2	1977
4-2	2019	11-3	2013
4-3	2012	11-4	2013
4-4	2006		
4-5	2002	12-0	1991
4-6	2000	12-1	2015
4-7	1994		
		13-0	1989
		13-1	2015
		13-2	2015

First Time Starters

Seven Gamecocks made their first career start in the season opener at Florida State, four on offense and three on defense: OL **Zack Cangelosi**, WR **Quan Charleston**, WR **Dave Russell III**, RB **Uriah West**, NICKEL **Kolbi Fuqua**, DE **Umstead Sanders** and SAF **Nicario Harper**.

In the home opener vs. Mercer, six more players earned his first career start, two on offense and four on defense: WR **Logan McVay**, RB **Josh Samuel**, SAF **Hudson Petty**, DL **Lemuel Gordon**, DL **Robert Johnson**, LB **Laletia Hale**.

Against North Alabama, four players earned their first career start, three on offense and one on defense: OL **Tylan Grable**, WR **Jayson Jones**, WR **Jared Scott** and DL **Ricky Samuel**.

JSU at FSU Happened Sooner Than Planned

The Gamecocks and Seminoles were planning on squaring off on the gridiron for the third time, but they weren't planning to play this soon. The two have a game scheduled at Doak Campbell Stadium on Sept. 11, 2021, that was announced in February. After COVID-19 altered the 2020 schedules, the two schools agreed to another game this fall. JSU is FSU's lone non-conference game in its 11-game schedule, while FSU will be the Gamecocks' opener in their four-game fall slate. The meeting in 2021 will still be played.

JSU vs Conference USA Members

The Gamecocks have played 34 games against current members of Conference USA, with most of those coming against Middle Tennessee. JSU is 5-27-2 in those meetings against Conference USA foes.

Opponent	Games	Record	Last
Middle Tennessee	22	2-18-2	1997
Western Kentucky	5	1-4	2003
UAB	5	2-3	2005
Louisiana Tech	1	0-1	1939
Southern Miss	1	0-1	1946

OVC Spring Schedule

On August 14, the Ohio Valley Conference announced the fall competition and championships in the sports of football, men's and women's cross country, women's soccer and women's volleyball is postponed due to the concerns and uncertainty surrounding the COVID-19 pandemic.

The decision also included the fall competitive schedules for men's and women's golf and men's and women's tennis as well as the non-traditional competition seasons for baseball and softball.

The league did decide to allow its football programs to play up to four non-conference games in the fall, with JSU, Eastern Kentucky, Austin Peay and Southeast Missouri being the only of the nine football-playing schools opting to play in the fall.

EKU opted out of the spring slate in order to play a full schedule of non-conference games in the fall.

JSU To Play Seven Games In The Spring

Jacksonville State learned its conference portion of the 2020 football schedule, which will be played mostly on Sundays in the spring, on Oct. 7.

The Gamecocks will open at Tennessee State on Feb. 21 before hosting Tennessee Tech on Feb. 28. A Nov. 14 trip to UT Martin will be followed by back-to-back home games against Southeast Missouri (March 21) and Austin Peay (March 28), before the season concludes on the road at Eastern Illinois on April 3 and at Murray State on April 11.

The NCAA FCS Selections will be announced on April 18, with the 16-team playoff bracket starting on the weekend of April 25.

Late Season Opener

Jacksonville State started its football season in October for the first time since 1926 after the COVID-19 Pandemic altered the 2020 season for the entire country. JSU was scheduled to open on Sept. 3 at Florida International, a game that has been rescheduled for Oct. 23 in Miami. The Gamecocks also rescheduled a Sept. 12 game at North Alabama for Oct. 17 and picked up games with Florida State and Mercer.

Six Gamecocks Named Preseason All-OVC

Despite not playing a conference schedule in 2020, the Ohio Valley Conference still opted to release its Preseason All-OVC Team and honored six Jacksonville State student-athletes on it. JSU had three players named on offense and three on defense. The team was selected by the league's head coaches and sports information directors.

Quarterback **Zerrick Cooper**, tight end **Trae Barry** and offensive lineman **Michael Shaddix** were the three offensive players featured for JSU, while defensive end **DJ Coleman**, linebacker **Zack Woodard** and cornerback **Yul Gowdy** were among the defensive honorees.

Record-breaking GPA

Even though COVID-19 pushed the Gamecocks off of the playing field and out of the classroom during the spring of 2020, it didn't push them from focusing on their academic work. JSU's campus shifted to a virtual model midway through the spring, but the Gamecocks boasted a program-record 3.209 GPA in the spring and a 3.012 for the 2019-20 academic year. The JSU Athletic Department held a department-wide GPA of 3.477 in the spring and a 3.310 for the 2019-20 year.

Woodard Named FCS ADA Academic All-Star

Junior linebacker **Zack Woodard** was named to the 2019 FCS Athletic Director's Association's Academic All-Star Team in early 2020 for his combined efforts on the field and in the classroom.

The 53-person team is composed of players from across the NCAA's Football Championship Subdivision that excelled in all aspects of being a student-athlete.

Each of the nominees was required to have a minimum grade point average of 3.20 in undergraduate study and have been a starter or key player with legitimate athletics credentials. **Woodard**, a native of Thomasville, Ala., was not only one of the Gamecocks' leaders on the gridiron, he was also one of the team's top students. A multiple recipient of the Ohio Valley Conference Commissioner's Honor Roll, he grabs his first Academic All-Star Team nod in his first year of eligibility.

In the classroom, **Woodard** completed his third year at JSU with a 3.91 cumulative GPA as an accounting major.

Cooper Chases Own TD Passes Record

Quarterback **Zerrick Cooper** threw 32 touchdown passes in 2018, breaking the school's single-season touchdown passes record, and he chased that record in 2019. Below are the top single-season performances in school history.

JSU Single-Season TD Pass Leaders

- 1. **Zerrick Cooper, 2018** **32**
- 2. **Zerrick Cooper, 2019** **28**
- 3. Ryan Perrilloux, 2009 23
- 4. Ed Lett, 1982 22
- 5. Eli Jenkins, 2015 21

Cooper Chases Own

JSU Single-Season Passing Record

Quarterback **Zerrick Cooper** threw for 3,416 passing yards in 2018, the most in a season in JSU history, breaking **Montressa Kirby's** school record of 2,817 yards in 1997. It also made him the first player in school history to pass for 3,000 yards in a season. In 2019, he posted the second 3,000-yard season in school history and was just 12 yards away from his own record with 3,093. Here are JSU's Top five single-season passing totals:

Player	Year	Passing Yds.
1. Zerrick Cooper	2018	3,416
2. Zerrick Cooper	2019	3,404
3. Montressa Kirby	1997	2,817
4. Eli Jenkins	2015	2,788
5. Ed Lett	1982	2,484

Zerrick Tosses 3 TDS In 5-Straight Games

Junior Quarterback **Zerrick Cooper** threw three touchdown passes in five consecutive games against Eastern Washington on Sept. 14, North Alabama

on Sept. 21, Austin Peay on Sept. 28, Tennessee State on Oct. 5 and at Eastern Illinois on Oct. 12. He becomes the first Gamecock to ever accomplish that feat one week after becoming the first to throw three touchdowns in four-straight games in 10 years. **Ryan Perrilloux** was the last JSU player to throw at least three TDs in four-straight games: at Murray State on Oct. 10, 2009 (3); vs UT Martin on Oct. 3, 2009 (4); at Nicholls State on Sept. 26, 2009 (4); at Alabama A&M on Sept. 19, 2009 (3).

Cooper Among Nation's Best Passers

In 2019, JSU quarterback **Zerrick Cooper** was among the best passers in the nation in several categories:

Category	Cooper	FCS Rank
Total Offense	310.3	7th
Pts Responsible For	204	11th
Pass Yds/Game	283.7	13th
Pass TDs	28	13th
Pass Yds	3,404	14th

Cooper Eyeing OVC TD Passes Leaders

In just his third season at JSU, senior quarterback **Zerrick Cooper** is seventh in career touchdown passes in OVC history. He needs just four more to tie for sixth on the list:

YEARS	PLAYER	TD'S
2010-13	Jimmy Garoppolo (EIU)	118
1999-02	Tony Romo (EIU)	85
2012-16	KD Humphries (Murray State)	73
2009-12	Casey Brockman (Murray State)	71
2009-12	Derek Carr (UT Martin)	69
2011-14	Michael German (Tenn. State)	65
2018-19	Zerrick Cooper (Jacksonville St)	61
1997-99	Leon Murray (Murray State)	56
1987-90	Chris Swartz (Morehead State)	55
2012-15	Jarod Neal (UT Martin)	53

Three Former Gamecocks On NFL Rosters

SAF **Siran Neal** (Bills) made his NFL teams' 53-man opening day roster, while WR **Josh Pearson** (Bucs) was elevated to the active roster for Week Four. RB **Troymaine Pope** (Chargers) is listed on the practice squad.

Home Field Streak Snapped

Jacksonville State had won 32-straight regular season games at Burgess-Snow Field before falling to Southeast Missouri on Oct. 19, 2019. It was JSU's first home loss in the regular season since a Oct. 12, 2013 loss to #23 Tennessee State. **John Grass** is 31-2 at home during the regular season since taking over as head coach in 2014.

Current Gamecocks that have claimed OVC Player of the Week Honors:

2018

Sept. 2	Zerrick Cooper	Newcomer
Sept. 30	Zerrick Cooper	Offensive
	Zerrick Cooper	Newcomer
Oct. 28	Zerrick Cooper	Newcomer
Nov. 18	Zerrick Cooper	Offensive
	Zerrick Cooper	Newcomer

2019

Sept. 8	Zerrick Cooper	Offensive
Sept. 15	Zerrick Cooper	Offensive
Oct. 6	Zerrick Cooper	Offensive

NATIONAL PLAYERS OF THE WEEK

Oct. 1, 2018 - STATS

Zerrick Cooper, Offensive Hon. Mention

Oct. 8, 2018 - STATS

Zion Webb, Freshman Hon. Mention

Sept. 7, 2019 - College FB Performance Awards

Zerrick Cooper, Hon. Mention



JSU Career Games-Starts

Player	GP-GS
Trae Barry	32-14
Tre Bendolph	10-1
Markail Benton	3-0
Trey Brown	7-0
Zack Cangelosi	6-3
Marcus Carter	1-0
Quan Charleston	17-3
Marshall Clark	19-5
DJ Coleman	26-14
Zerrick Cooper	28-28
Ahmad Edwards	15-0
Malik Feaster	28-14
Kolbi Fuqua	3-3
Lemuel Gordon	2-1
Tylan Grable	15-1
Casey Grigley II	2-0
Yul Gowdy	29-27
Laletia Hale	2-1
Chris Hardie	4-0
Nicario Harper	3-2
Jeremiah Harris	25-2
Cam Hill	17-8
Kyle Holt	10-2
Phillip Hopkins	14-1
Nahum Horton	8-0
Pat Jackson	3-0
Jamari Jemison	2-0
Darius Joiner	21-4
Robert Johnson	3-2
Jayson Jones	2-1
Alen Karajic	3-3
Preston Knight	15-6
Jackson Luttrell	12-2
Logan McVay	28-1
PJ Mixon	15-14
Matthew Muncher	3-0
Cade Nayadley	2-0
Anthony Nesby	11-0
Jacquez Payton	27-19
Keevaughn Peterson	5-0
Thomas Peterson	3-3
Hudson Petty	3-1
Jamias Presley	15-0
Demarco Price	1-0
Landon Rice	22-14
Dave Russell III	15-3
TaCorrie Russell	13-0
Josh Samuel	3-2
Ricky Samuel	3-1
Umstead Sanders	3-3
Ye' Majesty Sanders	16-13
Jared Scott	3-1
Michael Shaddix	27-19
Tyrese Slocum	27-8
George Steele	17-1
Jaylen Swain	3-0
Stevonte Tullis	25-0
Bryant Wallace	15-11
Zion Webb	18-0
Josh Wegener	3-0
Tristan Wells	2-0
Dacorrion West	12-2
Uriah West	21-1
Zack Woodard	27-14

Pearson Finishes Among OVC Career Leaders

Former Wide Receiver **Josh Pearson** finished his career in 2019 with 30 touchdown receptions, the most in JSU history and seventh-most in Ohio Valley Conference history. The Decatur, Ala., native was five away from Eastern Illinois' **Erik Lora**'s record of 35 set from 2009-13.

YEAR	PLAYER	TD's
2009-13	Erik Lora (Eastern Illinois)	35
2016-19	Kristian Wilkerson (SE Missouri)	32
2009-12	Chris Wright (Eastern Illinois)	32
2000-03	C.J. Johnson (Tennessee State)	32
1967-70	Harold Roberts (Austin Peay)	31
2015-18	Patrick Smith (Tennessee State)	31
2017-19	Josh Pearson (Jacksonville St)	30
2010-13	Walter Powell (Murray State)	29
2012-15	Paul McRoberts (SE Missouri)	29

JSU Loses Dynamic Receiving Duo

Receivers **Josh Pearson** and **Jamari Hester** will be difficult for the Jacksonville State football team to replace after the pair graduated following the 2019 season. Each ranks among the top five in school history in catches, receiving touchdowns and share the top three single-season touchdown marks in school history.

JSU's career touchdown catches list:

Player	Years	TDs
1. Josh Pearson	2017-19	30
2. Joey Hamilton	1996-99	23
3. Jamari Hester	2015-19	22
4. Alan Bonner	2009-12	20
5. Josh Barge	2013-16	19

JSU's single-season touchdowns leaders:

Player	Year	TDs
1. Josh Pearson	2018	17
2. Josh Pearson	2019	13
3. Jamari Hester	2018	11
Josh Barge	2015	11
4. Maurice Dupree	2008	10
5. Derrick Thomas	1985	9

They are also two of just four players in school history with 2,000 career receiving yards:

Player	Yards
1. Josh Barge (2013-16)	3,611
2. Joey Hamilton (1996-99)	2,903
3. Jamari Hester (2016-19)	2,213
4. Josh Pearson (2018-19)	2,038
5. Alan Bonner (2009-12)	1,986

Gamecocks Dominating the OVC Under Grass

In order to win five-straight outright Ohio Valley Conference championships, Jacksonville State had to put together quite the stretch of dominant play against league foes. JSU became the first team to post four-straight unbeaten seasons in OVC play, going 8-0 in 2014, 8-0 in 2015, 7-0 in 2016 and 8-0 in 2017. The Gamecocks went 7-1 in 2018, suffering

their first conference loss under **John Grass** and snapping a 36-game conference win streak that was the second-longest in FCS history. Under **Grass**, JSU is 41-6 in league play.

Pearson Named to Good Works Team

Former Wide Receiver **Josh Pearson** was one of just 22 student-athletes that has been named to the 2019 Allstate AFCA Good Works Team for his efforts in volunteering for local schools and community organizations. Pearson was surprised by local Allstate agent Tyler Elliott with his award when he was volunteering with a PE class at Kitty Stone Elementary School on Sept. 12. He becomes the fifth JSU player named to the team (**Daniel Kirkland**, '99; **Chris Kirk**, '04; **Josh Cain**, '09; **Dalton Screws**, '15).

#4 EWU JSU's Highest Ranked Win Since 2002

When Jacksonville State pulled off an improbable comeback and a 49-45 win over No. 4 Eastern Washington on Sept. 14, 2019, it was the highest ranked opponent the Gamecocks have beaten since upending No. 3 Northwestern State on Nov. 9, 2002.

Coop Getting JSU Into the End Zone

Quarterback **Zerrick Cooper** accounted for four touchdowns in back-to-back games against Chattanooga and Eastern Washington in 2019, the first Gamecock to do so since **Ryan Perrilloux** on Sept. 19 and Sept. 26, 2009 – 10 years prior. **Cooper** threw for two and ran for two against Chattanooga on Sept. 7 and the threw for three and ran for one against Eastern Washington on Sept. 14.

Winning Is the Norm for JSU Football

With its 6-6 record in 2019, Jacksonville State secured its 17th-straight season with at least a .500 record. The streak of 17-straight seasons at .500 or better is the longest active streak in FCS football ahead of McNeese's streak of 14-straight. It is also the longest such stretch in school history. JSU had nine-straight winning seasons from 1970-1978. Since the modern era of JSU football began in 1947, Jax State has posted 47 winning seasons. Here's a list of FCS teams with active consecutive seasons at .500 or better:

Team	Streak	2020
Jacksonville State	17	2-1
McNeese State	14	0-0
Eastern Washington	12	0-0
North Dakota State	9	1-0
Sam Houston State	9	0-0



Comeback vs EWU Is

JSU's Biggest Since Ole Miss in 2010

When Jacksonville State erased a 21-point deficit and pulled off a thrilling 49-45 win over No. 4 Eastern Washington on Sept. 14, 2019, it marked the largest comeback by a JSU team since the 2010 season opener. That day saw JSU overcome a 31-10 Ole Miss lead and come away with a 49-48 win in double overtime.

All Games on ESPN Platform Again

In 2019, JSU played all of its games on the ESPN family of networks for the first time in program history. Thanks to the Ohio Valley Conference's ESPN+ package that debuted in 2018, JSU played nine games on ESPN+ and three games on ESPN3 as the OVC Game of the Week.

This fall, all four games will be available on ESPN3 or ESPN+, while the Florida State game was carried on the ACC Network's Regional Sports Affiliates. All seven OVC games in the spring will be streamed on ESPN+.

Two Named To Senior Bowl Watch List

Two members of the JSU Football Team were named to the 2021 Reese's Senior Bowl Top 250 List. Quarterback **Zerrick Cooper** and tight end **Trae Barry** were on the list, half of the four players represented across the Ohio Valley Conference. JSU has had five players participate in the game: **Dieter Brock** (1974), **Jesse Baker** (1979), **Sean Richardson** (1994), **Siran Neal** (2018) and **BJ Autry** (2019).

The 72nd annual Reese's Senior Bowl will be played at South Alabama's Hancock Whitney Stadium in Mobile, Alabama on January 30, 2020.

Grass Among FCS' Winningest Coaches

JSU head coach **John Grass** currently has the fourth-highest career winning percentage of any active FCS head coach with at least 30 career games under his belt. **Grass'** .759 winning percentage (60-19) is the 11th-best among all Division I coaches with 30 or more games, but it's fourth among his peers at the FCS level. Here are the Top five active FCS coaches in career winning percentage:

Coach, Current School	Year	Career Record
1. Drew Cronic, Mercer	5th	47-7 .870
2. Dale Lindsey, San Diego	8th	64-19 .771
3. Brian Bohannon, KSU	6th	48-15 .762
4. John Grass, JSU	7th	60-19 .759
5. Curt Cignetti, JMU	10th	81-28 .743
6. Adam Dorrell, ACU	10th	89-31 .742

Gamecocks Among

Winningest in FCS Since 2010

Since the start of the 2010 season, Jacksonville State is among the best in the FCS in wins and winning percentage. Below are the FCS' top teams since the start of the 2010 season by total wins:

Team	W	L	Pct.
North Dakota St.	138	13	.914
Sam Houston St.	99	37	.728
Eastern Wash.	96	34	.738
James Madison	96	30	.762
Jacksonville St.	93	35	.727
San Diego	86	30	.741
South Dakota State	83	45	.648
Bethune-Cookman	80	35	.696

Cooper's Record-Breaking Night at SLU

In JSU's 2019 season opener at Southeastern Louisiana, quarterback **Zerrick Cooper** threw the ball as much as anyone in school history. The Jonesboro, Ga., native completed a school-record 40 passes (eight more than his previous school record of 32 at Kennesaw State in 2018) on 52 attempts, tied for the second-most in a game in school history.

His 414 passing yards were just the fourth 400-yard game in school history and his second (417 at Kennesaw State in 2018).

Grass First To Win

5-Straight AFCA Region Honors

JSU head coach **John Grass** was named the AFCA Region Coach of the Year by his peers in 2018, the fifth-straight year that he received the honor. He earned the honor in each of his first five seasons as a college head coach and became the first FCS coach to win five-straight Region Coach of the Year honors. He tied two others for the second-most consecutive honors in the award's history across all divisions.

Grass was named the AFCA's National Coach of the Year in 2015, joining **Bill Burgess** (1992) as the only JSU coaches to win the national honor. He has been named the Roy Kidd OVC Coach of the Year three times (2014, 2015, 2016), becoming the first coach in league history to win that award outright in three-straight seasons.

Cooper Chasing Career Records

Despite only playing two seasons prior to 2020, senior quarterback **Zerrick Cooper** is climbing the JSU career record books:

Category	Cooper	Rank
Total Offense/Game	293.2	1st
Pass Yds/Game	265.5	1st
Passing TDs	61	t-1st
TDs Responsible For	78	2nd
Total Offense	8,210	2nd
Passing Yards	7,435	2nd
Yds/Pass	8.00	5th
Pass Completion Pct.	.603	5th
Total Offense/Play	6.82	9th

Cooper Posts Two Of OVC's

Top Total Offense Seasons

In 2018, quarterback **Zerrick Cooper** accounted for 3,782 (3,416 passing and 366 rushing), the sixth-best single-season total in Ohio Valley Conference history. In 2019, he posted the seventh-best with 3,724 yards (3,404 passing and 320 rushing). Below are the Top 10 Total Offense campaigns in league history:

YEAR	PLAYER	YARDS
2013	Jimmy Garoppolo (Eastern Illinois)	5,112
2015	Eli Jenkins (Jacksonville State)	3,949
2015	KD Humphries (Murray State)	3,831
2012	Jimmy Garoppolo (Eastern Illinois)	3,823
2012	Casey Brockman (Murray State)	3,802
2018	Zerrick Cooper (Jacksonville St)	3,782
2019	Zerrick Cooper (Jacksonville St)	3,724
2014	KD Humphries (Murray State)	3,678
2004	Ray Nelson (Samford)	3,606
2011	Casey Brockman (Murray State)	3,487
1999	Justin Fuente (Murray State)	3,407

Gamecocks Grab 6th-Straight All-OVC QB

When **Zerrick Cooper** was named the OVC's First Team All-Conference Quarterback in 2018, it made JSU the first team in conference history to have the First Team QB for five-straight seasons. **Eli Jenkins** won the honor from 2014-16, while **Bryant Horn** was the 2017 recipient. Cooper was the Second Team QB in 2019, making it six-straight years that the Gamecocks' signal caller has earned all-conference honors.

Cooper's 32 TDs in 2018
Rank Among OVC's Best

Zerrick Cooper threw 32 touchdown passes in 2018, his first season at JSU. That number destroyed the previous JSU record of 23 set by **Ryan Perrilloux** in 2009 and was the third-most in a season in OVC history. Below are the Top five single-season TD passing marks in OVC history:

YEAR	PLAYER	TD'S
2013	Jimmy Garoppolo (Eastern Illinois)	53
2002	Tony Romo (Eastern Illinois)	34
2018	Zerrick Cooper (Jacksonville State)	32
2012	Jimmy Garoppolo (Eastern Illinois)	31
2012	Derek Carr (UT Martin)	31

Cooper Rewrites
Single-Season Record Books In 2018

In his first season at JSU after transferring from Clemson following the 2017 campaign, **Zerrick Cooper** wasted no time in making a dent in the Gamecocks record books. His 2018 season could be the best in school history by a passer, and includes the school records for touchdown passes and passing yards. Here is where the Jonesboro, Ga., native ranked in JSU's single-season record books in 2018:

Category	Cooper	Rank
Passing Yards	3,416	1st
TD Passes	32	1st
Completions	251	1st
Total Offense/Game	290.9	1st
Passing Yds/Game	262.8	1st
Total Offense	3,782	2nd
Attempts	417	3rd

Gamecock Graduates

Six members of the 2020 Jacksonville State football team have already received their undergraduate degrees prior to the season starting: QB **Zerrick Cooper**, DE **Umstead Sanders**, LB **Ryan Gilmartin**, P **Preston Knight**, LB **Taj Stewart** and TE **Landon Rice**.

Gamecocks Gain 5,000 Yards, Again

The Jacksonville State offense gained 5,033 yards of total offense in 2019, the sixth-most in a season in school history and just the sixth 5,000-yard season in JSU history, all of which have come since 2013, when John Grass arrived on the staff. Below are the top five seasons in school history for total offense:

Year	Total Yards
1. 2015	7,613
2. 2013	6,637
3. 2018	6,465
4. 2014	6,129
5. 2016	5,209
6. 2019	5,033

Cooper Has Record-Breaking Day vs KSU

Despite falling 60-52 in five overtimes at Kennesaw State on Nov. 17, 2018, quarterback **Zerrick Cooper** had quite the day in the JSU record books. The native of Jonesboro, Ga., became the school's single-season passing leader and broke the school record for touchdowns in a season, but he also made his mark in some other categories.

Here is what he did in the JSU single-game record book that day:

Category	Cooper	Rank
Passing Yds/Game	417	T2nd
Passing TDs/Game	4	T3rd
Completions/Game	32	1st
Pass Attempts/Game	52	2nd
Total Offense/Game	423	4th

Big Play Gamecocks

Jacksonville State has been putting up some big numbers on the scoreboard over the last 15 years and they've used big plays to make it happen. In 2015, the Gamecocks had 129 plays of 20-yards or more, including 51 rushing, 44 passing and 34 by kick returns, fumble returns and interceptions. In 2016, JSU had 83 plays of 20-yards or more, including 28 rushing, 31 passing and 24 by kick returns, fumble returns and interceptions. 2017 saw JSU with 69 plays of 20-yards or more, including 23 rushing, 24 passing and 19 by kick returns, fumble returns and interceptions. In 2018, JSU had 115 of those plays, 30 rushing, 65 passing and 20 returns. In 2019, JSU had 75 of those plays, 10 rushing, 51 passing and 13 returns. In 2020, the Gamecocks have 14 of those plays, 3 rushing, 9 passing and 2 returns.

Here's a year-by-year breakdown of plays 20 yards or longer since 2003:

Year	Rush	Pass	Kick/Fum/Int	TOTAL	Touchdowns
2003	29	18	22	69	14
2004	22	38	25	85	21
2005	20	20	22	62	11
2006	10	20	17	47	7
2007	13	24	36	73	9
2008	16	30	24	70	13
2009	12	35	29	76	25
2010	16	28	41	85	11
2011	13	21	24	58	13
2012	15	33	18	66	14
2013	31	39	35	105	19
2014	31	47	26	104	16
2015	51	44	34	129	31
2016	28	31	24	83	22
2017	23	24	19	66	18
2018	30	65	20	115	30
2019	10	51	13	75	15
2020	3	9	2	14	2

JSU Won Record 5th-straight OVC title In '18

With their 41-14 win over Tennessee State on Nov. 10, 2018, the Gamecocks wrapped up the 2018 title and became the first team in league history to win five in a row. All of those titles were outright conference titles. With their fourth-straight OVC title a year ago, Jacksonville State tied Middle Tennessee (1956-59), Tennessee Tech (1958-61) and Eastern Kentucky (1981-84) for the longest streak of consecutive titles in league history.

**JSU Wins 8th OVC Title
23rd Conference Championship**

With its 41-14 win at Tennessee State on Nov. 10, 2018, Jacksonville State won its 23rd conference football championship in school history and the eighth OVC title in 16 years in the league. JSU also won the OVC title in 2003, 2004, 2011, 2014, 2015, 2016 and 2017. JSU also earned its 19th NCAA Playoff Appearance when the regular season concluded, which also marked the school's ninth appearance in the postseason since the Gamecocks joined the OVC in 2003. JSU has an all-time record of 21-18 in 38 NCAA playoff games.

JSU's Streak Second Longest in FCS History

The Gamecocks' 36-game OVC win streak that was snapped on Oct. 20, 2018 is the longest in OVC history and the second longest in FCS history. JSU passed ECU (26-straight OVC wins from 1992-95) for the OVC record, while Appalachian State (26-straight SoCon wins from 2007-10) were tied with ECU for the second-longest league streak in FCS history. Duquesne (39-straight Metro Atlantic wins from 1999-06) holds the FCS record. Below are all of the conference win streaks of at least 20 games in FCS history:

Team	League	Streak	When
Duquesne	Metro Atl	39	1999-2006
Jacksonville State	OVC	36	2013-2018
San Diego	Pioneer	35	2015-ACTIVE
Grambling State	SWAC	26	2015-2017
Eastern Kentucky	OVC	26	1992-1995
Appalachian State	Southern	26	2007-2010
Montana	Big Sky	25	1999-2002
South Carolina St	MEAC	21	2007-2010
James Madison	CAA	20	2014-2018
Pennsylvania	Ivy	20	2001-2004

Gamecocks Break Longest OVC Streak

JSU's 36-game win streak against OVC foes that ended on Oct. 20, 2018 is the longest by any OVC member in the league's history, breaking ECU's previous record of 26 from 1992-95. Below are the top 5 OVC streaks:

- 36 Jacksonville State (2013-2018)**
- 26 Eastern Kentucky (1992-95)
- 22 Eastern Kentucky (1980-83)
- 19 Murray State (1995-97)
- 15 Middle Tennessee (1991-93)
- 15 Middle Tennessee (1956-58)

Gamecocks Streak of Six-Straight Playoff Appearances Snapped In 2019

The Gamecocks had appeared in the FCS Playoffs in six-straight seasons before failing to make the 2019 field and snapping the third-longest active streak in the nation. The Gamecocks were one of just three teams to make the playoffs in all six of those seasons. North Dakota State has the longest active streak at 16-straight, while South Dakota State is second with eight-straight appearances.

Six Gamecocks Named Preseason All-Americans

Jacksonville State has seen three of its own honored as Preseason All-Americans by multiple outlets over the summer. Senior quarterback **Zerrick Cooper**, senior tight end **Trae Barry** and junior defensive end **DJ Coleman** have each received multiple Preseason All-America mentions leading up to the 2020 season:

STATS Preseason All-Americans

2nd Team TE Trae Barry

HERO Sports Preseason All-Americans

3rd Team DE DJ Coleman

Phil Steele Preseason All-Americans

2nd Team QB Zerrick Cooper

2nd Team TE Trae Barry

Coop Tosses For 300 in First Game

In his Gamecock debut vs. North Carolina A&T in the 2018 season opener, quarterback **Zerrick Cooper** threw for 320 yards on 24-for-38 passing with two touchdowns. It was the 14th 300-yard passing game in JSU's Div. I history and was the 10th-most in a JSU Division I game. It was also the first 300-yard game since Oct. 31, 2015, when **Eli Jenkins** tossed for 324 against Eastern Kentucky. For his performance against a defense that was ranked fourth nationally the year before, **Cooper** earned the OVC Newcomer of the Week honor.

Holding Them Under 100

Opposing offenses have had a hard time running the ball against the Gamecocks defense the last several seasons. In 2017, JSU held eight of its 12 foes under 100 yards rushing, tying the 2016 team for the most in a single season in school history. In 2018, six of JSU's foes failed to hit the 100-yard mark, two were held under 100 in 2019 and one has failed to reach the 100-yards mark in 2020. **Fifteen of JSU's last 32 regular-season opponents have failed to reach the 100-yard mark, with nine of those gaining less than 50 yards on the ground.**

Gamecocks Have Made 19 NCAA Playoff Appearances

In 2018, Jacksonville State made its 19th NCAA playoff appearance, its sixth in a row and its ninth since 2003. The Gamecocks have earned the Ohio Valley Conference's automatic bid by clinching the regular-season title in 2003, 2004, 2014, 2015, 2016, 2017 and 2018. In 2016, the Gamecocks earned the No. 3 overall national seed to earn a first-round bye for the fourth time since 2010. JSU has an all-time record of 21-18 in 39 NCAA playoff games. JSU is 6-9 in 15 FCS playoff games, claiming two wins in 2013 when the team advanced to the FCS quarterfinals and was 3-1 in the 2015 postseason, advancing to the National Championship Game.

The appearance in 2018 broke the school record for consecutive years in the postseason (five from 1988-92).

Gamecock 2019 All-Americans

Jacksonville State had three players that earned All-America honors for their play in 2019.

HERO Sports FCS All-America Team

1st Team LS - Josh Brady

2nd Team WR - Josh Pearson

2nd Team DB - Marlon Bridges

JSU on The Tube

Jacksonville State is 115-63 (.646) in televised games in its football history, including a 2-1 record in 2020. JSU played just 10 televised games before moving up from Division II after the 1992 National Championship, and is 106-60 in televised games at the Division I level.

Running Backs Have Familiar Face

The Gamecocks have the same coaches at every position except one this year, but there's one on the staff that has been around for a while. Assistant Head Coach/Offensive Coordinator and running backs coach **Jimmy Ogle** is in his 21st year on the JSU staff and his 20th-straight year coaching the JSU RBs.

JSU's John Grass' Unprecedented OVC Start

JSU's **John Grass** led his team to the OVC Championship in his first year as a collegiate head coach. In doing so he became just the fifth OVC coach to lead his team to the title in his first season as a head coach, joining Austin Peay's **Boots Donnelly** (1977), UT Martin's **Jason Simpson** (2006), Eastern Kentucky's **Dean Hood** (2008) and Eastern Illinois' **Dino Babers** (2012). He and **Babers** are the only two coaches to win OVC crowns in each of their first two seasons, and Grass is the first to win the OVC crown in each of his first three seasons, much less in each of his first five seasons.

Grass is the first coach in league and FCS history to go unbeaten in league play in his first two seasons and extended that to his first four years. He is 41-6 in OVC play as JSU's head man.

2016 LSU Crowd The Largest To See JSU Play

A crowd of 98,389 on Sept. 10, 2016 at LSU, was the largest crowd JSU has ever played in front of.

Top 15 Crowds to Watch Jax State

1. 98,389 at #21 LSU (Sept. 10, 2016)
2. 87,451 at #6 Auburn (Sept. 12, 2015)
3. 82,691 at Florida (Nov. 17, 2012)
4. 75,127 at #8 Michigan State (Aug. 29, 2014)
5. 71,420 at Florida State (Sept. 12, 2009)
6. 71,062 at Arkansas (Sept. 1, 2012)
7. 55,768 at Ole Miss (Sept. 4, 2010)
8. 54,098 at Kentucky (Oct. 22, 2011)
9. 50,161 at Georgia Tech (Sept. 9, 2017)
10. 47,456 at Mississippi State (Sept. 14, 2002)
11. 46,131 at Georgia Tech (Sept. 5, 2009)
12. 45,706 at Georgia Tech (Aug. 28, 2008)
13. 38,635 at Mississippi State (Oct. 14, 2006)
14. 34,712 at Kansas (Sept. 20, 2003)
15. 30,043 at South Florida (Sept. 2, 2000)

Sharing the Wealth...

In 2020, a total of six different Gamecocks have scored at least one of JSU's 10 TD's: **Zerrick Cooper** (3), **Josh Samuel** (1), **Pat Jackson** (1), **Quan Charleston** (1), **Kolbi Fuqua** (1) and **Nicario Harper** (1).

Gamecocks Running For 100

After JSU's 158 rushing yards vs. Mercer on Oct. 10, the Gamecocks have now rushed for 100 yards in 70 of the 78 games since John Grass took over as head coach. JSU had run for 100 yards in 45-straight regular-season games vs. non-FBS foes until the 2018 season opener, with the last time it didn't reach the milestone coming vs. Tennessee State on Oct. 12, 2013.

Gamecock Captains By Game in 2020

FSU: Landon Rice

MERCER: Umstead Sanders

NORTH ALABAMA: Zack Woodard

The Flip of the Coin in 2020

Here is a game-by-game breakdown of the opening coin toss in 2020:

Game	Won	Decision	Result
Florida State	FSU	Deferred	JSU Received
MERCER	JSU	Deferred	JSU Kicked
North Alabama	JSU	Deferred	JSU Kicked
Florida International			

Did you Know?

Jacksonville State is the **ONLY** school in the history of **NCAA** competition - to win NCAA National Championships in baseball, men's basketball and football at the Division II level. The Gamecocks won the Div. II title in football (1992), basketball (1985) and baseball (1990, 1991). Before Florida's 2017 College World Series win, JSU was the lone school at either the Division I or Division II levels to achieve the feat.

Gamecocks Run For More Than 3,000 Often

The Gamecock offense ran for 4,829 yards in 2015, the most in a season in school history. Before **John Grass** took over the reigns as offensive coordinator in 2013, JSU had five 3,000-yard rushing seasons in school history, while his offense has passed that mark in four of his five seasons on campus. Below are JSU's 3,000-yard rushing seasons:

Team	Rush Yds
1. 2015*	4,839
2. 1991	3,857
3. 1992	3,797
4. 2013*	3,604
5. 1988	3,496
6. 1989	3,477
7. 2014*	3,424
8. 1990	3,213
9. 2016*	3,007

Grass Off To A Hot Start

Jacksonville State head coach **John Grass** is off to a hot start in his collegiate head coaching career. The 1990 graduate of JSU is 60-19 through his first 79 games as the Gamecocks' head man, extending the best start by a head coach in JSU history. Here are the first 79 games of all of JSU's head coaches that coached at least 79 games:

Coach	1st year	1st 79 games
John Grass	2014	60-19
Jack Crowe	2000	42-37
Bill Burgess	1985	55-21-3
Jim Fuller	1977	54-25
Don Salls	1946	53-20-6

30+ Points Equals a Win

Since 2000, Jax State is 105-12 when scoring 30 or more points in a game. JSU finished 8-0 in 2004 and won 16-straight games when scoring 30 or more points at one time before dropping a 37-35 loss to Furman in 2005. JSU is 66-3 at Burgess-Snow Field since joining the OVC when putting up 30-plus points. The Gamecocks had won their last 43 games with at least 30 points on the scoreboard before their 60-52, 5-overtime loss at Kennesaw State on Nov. 17.

Comeback Gamecocks Keep on Winning

Jacksonville State has 46 come-from-behind wins since the start of the 2010 season and rallied for four come-from-behind wins in 2015. In 2016, JSU had three come-from-behind wins and two in 2017. In 2018, JSU had four come-from-behind wins and the Gamecocks had four in 2019 and two so far in 2020. Speaking of come-from-behind wins for the Gamecocks, 13 of those wins have occurred in the final 1:16 or less.

Piling In the Snow

Over eight home games in 2015, the Gamecocks ranked second in the FCS in attendance, averaging 20,598 fans at Burgess-Snow Field. In 2016, JSU ranked seventh in average attendance per game with 17,576 fans per game. In 2017, JSU ranked sixth in average attendance with 18,388 per game. In 2018, JSU was seventh in the FCS in average attendance. In 2019, the Gamecocks ranked ninth in average attendance.

Below are the Top 10 attendance averages last season in FCS:

School	Conference	Avg. Att.
1. Jackson State	SWAC	33,426
2. Montana	Big Sky	22,545
3. James Madison	Colonial	18,108
4. Alabama State	SWAC	17,799
5. North Dakota State	MVFC	17,440
6. Montana State	Big Sky	17,281
7. Southern	SWAC	16,957
8. NC A&T	MEAC	16,927
9. Jacksonville St.	OVC	16,829
10. Florida A&M	MEAC	16,537

Grass' Offense Like No Other in JSU History

When **John Grass** took over as the Gamecocks' offensive coordinator in 2013, no JSU team had ever gained 5,000 yards in a season. That year, his offense amassed a then-school-record 6,637 yards. In his first season as head coach in 2014, when he also called the offensive plays, JSU racked up 6,129 yards in just 12 games, a school-record 510.8 yards per game – 68.2 yards per game more than the previous record held by the 2004 squad.

In 2015, the Gamecocks racked up 7,613 yards, most in school history by 976 yards over the previous record of 6,637 set in 2013.

The 2016 team also surpassed the 5,000-yard mark, gaining 5,209 yards in just 12 games.

In 2018, the Gamecocks gained 6,465 yards to reach the 6,000-yard mark for just the fourth time in school history.

In 2019, JSU averaged 419 yards per game and gained 5,003 yards over its 12 games.

Grass Sets Record with 10 Regular-Season Wins in 2014; Matched Again in 2015, 2016 and 2017

First-year head coach **John Grass** finished the 2014 regular season with a 10-1 overall record to post the most wins by a JSU head coach in his debut season, passing the record of nine wins by **Bill Clark** (2013) and **Jim Fuller** (1977). **Fuller** finished with an 11-3 overall record, while **Clark**

posted a 11-4 record in his inaugural season guiding the Gamecocks. Grass' team ended with a 10-2 record. **Grass** went 10-1 again in the 2015 regular season, with his only loss coming in overtime at #6 Auburn, the first time an FCS school has taken a ranked FBS foe into overtime. He then posted a 10-1 record in the 2016 regular season, with his only loss coming at LSU, while a loss to Georgia Tech was his only blemish in a 10-1 2017 regular season.

Gamecock 100-Yard Rushers Since 1995

Since moving to FCS in 1995, a total of 33 different Gamecocks have rushed for 100-yards or more in a game for a total of 133 times. Two current Gamecocks have a 100-yard game in his career. Here's a list of JSU's career 100-yard rushers currently on the 2020 team:

Current 100-yard Gamecock Rushers

100 Zion Webb at Eastern Kentucky (Oct. 6, 2018)

Career JSU 100-yard Rushing Games *Active player

- 19 - DaMarcus James
- 14 - Clay Green
- 13 - Troymaine Pope
- 12 - Eli Jenkins
- 9 - Roc Thomas, Rondy Rogers
- 8 - Washaun Ealey
- 7 - Oscar Bonds
- 6 - Kory Chapman, Daniel Jackson
- 4 - Miles Jones, Josh Clemons
- 3 - Calvin Middleton
- 2 - Roger Bell, Amel Jackson, Marcus Mitchell, Ryan Perrilloux, Jamal Young
- 1 - *Zion Webb, Jaelen Greene, Darius Barksdale, Herman Bell, Michael Davies, Tywone Dyson, Brandon George, Bryant Horn, Carlow James, Cedric Johnson, Montressa Kirby, Christian LeMay, Maurice Mullins, Demetric Thomas, Gabe Walton

Working Overtime

Since the NCAA established a tiebreaker system in 1995, Jax State is 8-7 in overtime contests and has won eight of the last 11. The Gamecocks have won the coin toss 10 times and chosen to play defense all 10 times.

Date	Opponent	OTs	Game Winning Play	Score
11/16/96	NE Louisiana	2	29-yd FG	28-31
10/16/99	McNeese St.	2	12-yd Pass	36-39
10/13/01	SF Austin	2	8-yd Pass	37-44
10/4/03	Murray St.	1	20-yd Pass	17-23
10/28/06	at Tenn. Tech	1	17-yd Pass	17-10
9/4/10	at Ole Miss	2	30-yd Pass (2-pt Con)	49-48
9/23/10	at Georgia St.	1	2-yd Rush	34-27
10/20/12	vs #17 Tenn St	1	44-yd FG	31-28
9/14/13	vs #22 UNA	2	20-yd FG	21-18
9/21/13	at Georgia St.	1	2-yd Rush	32-26
9/28/13	vs Murray St.	1	2-pt conversion	34-35
9/6/14	at #13 Chattanooga	1	13-yd Rush	26-23
9/12/15	at #6 Auburn	1	4-yd rush	20-27
12/5/15	#7 Chattanooga	1	14-yd rush	41-35
11/17/18	at #2 Kennesaw St	5	13-yd rush	52-60



Sweet Home Jacksonville

"There's no place like home", the old saying goes and the Gamecocks can certainly attest to that. Since **JSU Stadium** opened in 1946, Jacksonville State has posted an incredible **287-103-8 (.731)** record at home. The stadium completed a \$47 million expansion in 2010. The new facility consists of seven stories, with the bottom four floors dedicated to nearly 400 dorm beds. The top three floors include 33 luxury skyboxes, a new press area, coaches booth, radio and television broadcast facilities, and a game management booth. The stadium now seats 24,000. New turf was installed just before the 2016 season and a new high-definition video board was debuted for the 2017 season

- *JSU has the highest home winning percentage and the most wins in the OVC since joining the league in 2003.*

Record (pct)	OVC Member School
82-18 (.820)	Jacksonville State
57-27 (.679)	UT Martin
59-29 (.670)	Eastern Kentucky
41-31 (.569)	Tennessee State
49-37 (.570)	Eastern Illinois
51-40 (.560)	Southeast Missouri
45-43 (.511)	Murray State
45-43 (.511)	Tennessee Tech
33-48 (.407)	Austin Peay

- *The Gamecocks are 61-11 in their last 72 games at Burgess-Snow Field at JSU Stadium and 54-7 in their last 61 regular-season home games.*

Record Crowds Watching Gamecocks

Jax State has continued to draw large crowds last season, averaging 16,904 fans. JSU drew a school- and Ohio Valley Conference-record total of 164,781 fans to rank second nationally in average attendance in 2015. Since JSU expanded Burgess-Snow Field to its current 24,000-seat capacity in 2010, each of the last 10 seasons has been one of the top 10 in school history. Here are JSU's top attendance seasons:

Rank	Total (Games)	Average	Year
1.	164,781 (8)	20,598	2015
2.	123,030 (7)	17,576	2016
3.	110,695 (7)	15,841	2013
4.	110,328 (6)	18,388	2017
5.	103,977 (6)	17,329	2010
6.	117,800 (7)	16,829	2019
7.	101,421 (6)	16,904	2018
8.	93,439 (6)	15,573	2014
9.	86,128 (5)	17,226	2011
10.	80,032 (5)	16,006	2012

Gamecocks Gaining 300 Yards is The Norm

Since Jacksonville State joined the Ohio Valley Conference prior to the 2003 season, the JSU offense has rolled up some impressive offensive numbers. Since 2003, the Gamecocks have 105 games with at least 400 yards of total offense and 42 games with more than 500 yards. JSU set a school record with 655 yards of total offense against Austin Peay on Nov. 1, 2014. JSU had a school-record streak of 19-straight games with at least 400 yards of total offense snapped at Eastern Illinois on 11/7/15.

Year	300+	400+	500+	600+
2003	10	4	1	
2004	10	7	4	1
2005	10	1		
2006	7	2		
2007	5	2	1	
2008	8	7		
2009	10	6	2	
2010	9	3		
2011	9	5	1	1
2012	10	7	2	
2013	11	8	4	1
2014	11	11	6	4
2015	14	13	9	4
2016	12	7	4	
2017	9	4	1	
2018	13	12	6	2
2019	12	6	1	
2020	2			
TOTAL:	172	105	42	13

By comparison, here's the eight years prior to joining the OVC and since JSU joined the I-AA ranks:

Year	300+	400+	500+	600+
2002	6	1	0	0
2001	9	7	3	0
2000	6	1	0	0
1999	6	2	1	1
1998	7	2	0	0
1997	6	3	1	0
1996	4	0	0	0
1995	5	1	1	0
TOTAL:	49	17	6	1
FCS TOTAL:	221	122	48	14

2020 JACKSONVILLE STATE FOOTBALL GAME NOTES



JSU IN THE POLLS

JSU IN THE FCS POLLS

Here is a look at Jacksonville State in the NCAA FCS football poll since 1995:

No. 24	October 17, 1995(TSN)
No. 24	October 24, 1995(TSN)
No. 22	October 26, 1998(TSN)
No. 22	November 2, 1998(TSN)
No. 24	November 9, 1998(TSN)
No. 24	November 16, 1998(TSN)
No. 25-t	September 25, 2001(CP)
No. 23	October 1, 2001(CP)
No. 20	October 8, 2001(CP)
No. 21	October 8, 2001(TSN)
No. 23	October 16, 2001(TSN)
No. 20	October 23, 2001(CP)
No. 22	October 23, 2001(TSN)
No. 24	Pre-season, 2002(TSN)
No. 24	August 24, 2002(TSN)
No. 24	September 1, 2002(TSN)
No. 24	September 8, 2002(TSN)
No. 20	November 10, 2003(CP)
No. 21	November 10, 2003(TSN)
No. 19	November 17, 2003(CP)
No. 19	November 17, 2003(CP)
No. 16	December 10, 2003(TSN)
No. 16	December 10, 2003(CP)
No. 22	September 27, 2004(TSN)
No. 15	October 4, 2004(TSN)
No. 16	October 4, 2004(CP)
No. 14	October 11, 2004(TSN)
No. 14	October 11, 2004(CP)
No. 12	October 18, 2004(TSN)
No. 12	October 18, 2004(CP)
No. 20	October 25, 2004(TSN)
No. 21	October 25, 2004(CP)
No. 15	November 1, 2004(TSN)
No. 16	November 1, 2004(CP)
No. 14	November 8, 2004(TSN)
No. 14	November 8, 2004(CP)
No. 14	November 15, 2004(TSN)
No. 14	November 15, 2004(CP)
No. 14	December 15, 2004(TSN)
No. 14	December 15, 2004(CP)
No. 20	Pre-season, 2005(TSN)
No. 21	September 5, 2005(TSN)
No. 21	September 5, 2005(CP)
No. 25	September 18, 2006(TSN)
No. 22	September 29, 2008(TSN)
No. 23	September 29, 2008(CP)
No. 18	October 6, 2008(CP)
No. 19	October 6, 2008(TSN)
No. 23	October 13, 2008(CP)
No. 23	October 13, 2008(TSN)
No. 20	October 20, 2008(CP)
No. 21	October 20, 2008(TSN)
No. 21	November 17, 2008(CP)
No. 24	November 17, 2008(TSN)
No. 22	December 24, 2008(CP)
No. 23	December 24, 2008(TSN)
No. 19	Preseason, 2009(CP)
No. 21	Preseason, 2009(TSN)
No. 21	September 7, 2009(CP)
No. 23	September 7, 2009(TSN)
No. 22	September 14, 2009(CP)
No. 24	September 14, 2009(TSN)
No. 21	September 21, 2009(CP)
No. 22	September 21, 2009(TSN)
No. 20	September 28, 2009(CP)
No. 20	September 28, 2009(TSN)
No. 18	October 5, 2009(CP)
No. 18	October 5, 2009(TSN)
No. 13	October 12, 2009(CP)
No. 12	October 12, 2009(TSN)
No. 12	October 19, 2009(CP)
No. 13	October 19, 2009(TSN)
No. 20	October 26, 2009(CP)
No. 22	October 26, 2009(TSN)
No. 15	November 1, 2009(CP)
No. 17	November 1, 2009(TSN)
No. 15	November 9, 2009(CP)
No. 17	November 9, 2009(TSN)
No. 15	November 16, 2009(CP)
No. 17	November 16, 2009(TSN)
No. 13	November 23, 2009(CP)

No. 14	November 23, 2009(TSN)
No. 16	December 21, 2009(CP)
No. 16	December 21, 2009(TSN)
No. 17	Preseason, 2010(CP)
No. 17	Preseason, 2010(TSN)
No. 6	September 6, 2010(CP)
No. 5	September 6, 2010(TSN)
No. 4	September 13, 2010(CP)
No. 4	September 13, 2010(TSN)
No. 4	September 20, 2010(CP)
No. 4	September 20, 2010(TSN)
No. 4	September 27, 2010(CP)
No. 4	September 27, 2010(TSN)
No. 3	October 4, 2010(CP)
No. 3	October 4, 2010(TSN)
No. 3	October 11, 2010(CP)
No. 3	October 11, 2010(TSN)
No. 3	October 18, 2010(CP)
No. 3	October 18, 2010(TSN)
No. 2	October 25, 2010(CP)
No. 2	October 25, 2010(TSN)
No. 2	November 1, 2010(CP)
No. 2	November 1, 2010(TSN)
No. 6	November 8, 2010(CP)
No. 6	November 8, 2010(TSN)
No. 4	November 15, 2010(CP)
No. 4	November 15, 2010(TSN)
No. 9	November 21, 2010(CP)
No. 8	November 21, 2010(TSN)
No. 12	January 10, 2011(CP)
No. 12	January 10, 2011(TSN)
No. 9	Preseason, 2011(TSN)
No. 9	Preseason, 2011(CP)
No. 10	September 5, 2011(TSN)
No. 10	September 6, 2011(CP)
No. 17	September 12, 2011(TSN)
No. 16	September 12, 2011(CP)
No. 16	September 19, 2011(TSN)
No. 15	September 19, 2011(CP)
No. 14	September 26, 2011(TSN)
No. 13	September 26, 2011(CP)
No. 12	October 3, 2011(TSN)
No. 12	October 3, 2011(CP)
No. 11	October 10, 2011(TSN)
No. 10	October 10, 2011(CP)
No. 10	October 17, 2011(TSN)
No. 8	October 17, 2011(CP)
No. 14	October 24, 2011(TSN)
No. 13	October 24, 2011(CP)
No. 18	October 31, 2011(TSN)
No. 18	October 31, 2011(CP)
No. 25	November 20, 2011(TSN)
No. 22	Preseason, 2012(TSN)
No. 24	September 3, 2012(TSN)
No. 24	September 11, 2012(TSN)
No. 24	September 17, 2012(TSN)
No. 24	October 7, 2013(TSN)
No. 24	October 7, 2013(CP)
No. 22	November 11, 2013(TSN)
No. 23	November 11, 2013(CP)
No. 20	November 24, 2013(TSN)
No. 21	November 25, 2013(CP)
No. 10	January 6, 2014(TSN)
No. 12	January 6, 2014(CP)
No. 6	Preseason, 2014(TSN)
No. 8	Preseason, 2014(CP)
No. 9	September 1, 2014(TSN)
No. 9	September 1, 2014(CP)
No. 9	September 7, 2014(TSN)
No. 8	September 7, 2014(CP)
No. 9	September 15, 2014(TSN)
No. 8	September 15, 2014(CP)
No. 8	September 22, 2014(TSN)
No. 8	September 22, 2014(CP)
No. 8	September 29, 2014(TSN)
No. 8	September 29, 2014(CP)
No. 8	October 6, 2014(TSN)
No. 8	October 6, 2014(CP)
No. 6	October 13, 2014(TSN)
No. 7	October 13, 2014(CP)
No. 6	October 20, 2014(TSN)
No. 7	October 20, 2014(CP)
No. 5	October 27, 2014(TSN)
No. 5	October 27, 2014(CP)
No. 4	November 3, 2014(TSN)

No. 4	November 3, 2014(CP)
No. 3	November 10, 2014(TSN)
No. 3	November 10, 2014(CP)
No. 4	November 17, 2014(TSN)
No. 3	November 17, 2014(CP)
No. 3	November 23, 2014(TSN)
No. 2	November 24, 2014(CP)
No. 9	January 12, 2015(TSN)
No. 9	January 12, 2015(CP)
No. 7	Preseason, 2015(TSN)
No. 9	Preseason, 2015(CP)
No. 5	September 7, 2015(TSN)
No. 6	September 7, 2015(CP)
No. 1	September 14, 2015(TSN)
No. 4	September 14, 2015(CP)
No. 1	September 21, 2015(TSN)
No. 3	September 21, 2015(CP)
No. 1	September 28, 2015(TSN)
No. 3	September 28, 2015(CP)
No. 1	October 5, 2015(TSN)
No. 3	October 5, 2015(CP)
No. 1	October 12, 2015(TSN)
No. 3	October 12, 2015(CP)
No. 1	October 19, 2015(TSN)
No. 2	October 19, 2015(CP)
No. 1	October 26, 2015(TSN)
No. 2	October 26, 2015(CP)
No. 1	November 2, 2015(TSN)
No. 1	November 2, 2015(CP)
No. 1	November 9, 2015(TSN)
No. 1	November 9, 2015(CP)
No. 1	November 16, 2015(TSN)
No. 1	November 16, 2015(CP)
No. 1	November 23, 2015(TSN)
No. 1	November 23, 2015(CP)
No. 2	January 11, 2016(TSN)
No. 2	January 12, 2016(CP)
No. 3	Preseason, 2016(TSN)
No. 3	Preseason, 2016(CP)
No. 5	September 5, 2016(TSN)
No. 5	September 5, 2016(CP)
No. 4	September 12, 2016(TSN)
No. 6	September 12, 2016(CP)
No. 3	September 19, 2016(TSN)
No. 4	September 19, 2016(CP)
No. 3	September 26, 2016(TSN)
No. 4	September 26, 2016(CP)
No. 3	October 3, 2016(TSN)
No. 4	October 3, 2016(CP)
No. 3	October 10, 2016(TSN)
No. 4	October 10, 2016(CP)
No. 2	October 17, 2016(TSN)
No. 3	October 17, 2016(CP)
No. 2	October 24, 2016(TSN)
No. 2	October 24, 2016(CP)
No. 2	October 31, 2016(TSN)
No. 2	October 31, 2016(CP)
No. 2	November 7, 2016(TSN)
No. 2	November 7, 2016(CP)
No. 2	November 14, 2016(TSN)
No. 2	November 14, 2016(CP)
No. 2	November 21, 2016(TSN)
No. 2	November 21, 2016(CP)
No. 7	January 9, 2017(TSN)
No. 6	January 9, 2017(CP)
No. 6	Preseason, 2017(TSN)
No. 5	Preseason, 2017(CP)
No. 5	September 4, 2017(TSN)
No. 5	September 4, 2017(CP)
No. 5	September 11, 2017(TSN)
No. 6	September 11, 2017(CP)
No. 5	September 18, 2017(TSN)
No. 7	September 18, 2017(CP)
No. 5	September 25, 2017(TSN)
No. 5	September 25, 2017(CP)
No. 4	October 2, 2017(TSN)
No. 4	October 2, 2017(CP)
No. 3	October 9, 2017(TSN)
No. 3	October 9, 2017(CP)
No. 3	October 16, 2017(TSN)
No. 3	October 16, 2017(CP)
No. 3	October 23, 2017(TSN)
No. 3	October 23, 2017(CP)
No. 3	October 30, 2017(TSN)
No. 3	October 30, 2017(CP)

No. 2	November 6, 2017(TSN)
No. 2	November 6, 2017(CP)
No. 2	November 13, 2017(TSN)
No. 2	November 13, 2017(CP)
No. 2	November 19, 2017(TSN)
No. 2	November 19, 2017(CP)
No. 10	January 8, 2018(TSN)
No. 9	January 8, 2018(CP)
No. 6	Preseason, 2018(TSN)
No. 6	Preseason, 2018(CP)
No. 12	September 3, 2018(TSN)
No. 13	September 3, 2018(CP)
No. 11	September 10, 2018(TSN)
No. 12	September 10, 2018(CP)
No. 9	September 17, 2018(TSN)
No. 10	September 17, 2018(CP)
No. 8	September 24, 2018(TSN)
No. 8	September 24, 2018(CP)
No. 8	October 1, 2018(TSN)
No. 8	October 1, 2018(CP)
No. 7	October 8, 2018(TSN)
No. 8	October 8, 2018(CP)
No. 4	October 15, 2018(TSN)
No. 5	October 15, 2018(CP)
No. 12	October 22, 2018(TSN)
No. 12	October 22, 2018(CP)
No. 10	October 29, 2018(TSN)
No. 10	October 29, 2018(CP)
No. 9	November 5, 2018(TSN)
No. 8	November 5, 2018(CP)
No. 7	November 12, 2018(TSN)
No. 6	November 12, 2018(CP)
No. 9	November 19, 2018(TSN)
No. 8	November 19, 2018(CP)
No. 13	January 7, 2019(TSN)
No. 10	January 7, 2019(CP)
No. 6	Preseason, 2019(TSN)
No. 6	Preseason, 2019(CP)
No. 17	September 1, 2019(TSN)
No. 18	September 1, 2019(CP)
No. 16	September 9, 2019(TSN)
No. 17	September 9, 2019(CP)
No. 13	September 16, 2019(TSN)
No. 10	September 16, 2019(CP)
No. 12	September 23, 2019(TSN)
No. 11	September 23, 2019(CP)
No. 20	September 30, 2019(TSN)
No. 21	September 30, 2019(CP)
No. 18	October 7, 2019(TSN)
No. 17	October 7, 2019(CP)
No. 14	October 14, 2019(TSN)
No. 16	October 14, 2019(CP)
No. 21	October 21, 2019(TSN)
No. 25	October 21, 2019(CP)
No. 18	October 28, 2019(TSN)
No. 22	October 28, 2019(CP)

TSN - The Sports Network - CP - Coaches Poll
STATS - STATS, Inc. Poll replaced TSN in 2015



Stopping the Run is Job No. 1 for Gamecocks

The Jacksonville State run defense has been exceptionally sturdy since the Gamecocks moved to Division I in 1995, but especially since joining the Ohio Valley Conference prior to the 2003 season. **JSU has held the opponents to 100-yards or less 87 times since moving to Division I in 1995.** As a matter of fact, Jax State has held at least one opponent to under 100 yards rushing every season as a Division I member except for 1997. The eight foes under 100 yards in 2017 tied the 2016 team for the most in one year, while JSU has held at least seven foes under 100 yards rushing in three of the past four years. Of the Top 20 performances against the run in school history, 15 of them have come since **John Grass** became head coach in 2014.

The Gamecocks have held an OVC opponent to 100-yards or less 55 times. JSU held six Southland Football League opponents to 100-yards or less and 14 other times was against non-conference opponents. Here's a complete list of opponents held to 100-yards rushing or less since 1995:

Date	Opponent	Rush Rush Yards per		
		Att.	Yds.	Att.
9/22/18	Mississippi Valley State	24	-8	-0.3
11/4/17	*Murray State	28	-3	-0.11
11/5/16	*at Southeast Missouri	20	0	0.00
10/1/11	*at Murray State	26	11	0.42
9/30/95	Knoxville College	30	15	0.50
11/16/17	*Tennessee State	28	15	0.54
10/13/18	*Eastern Illinois	19	15	0.79
10/24/15	*at Austin Peay	27	17	0.60
10/6/18	*at Eastern Kentucky	28	20	0.71
9/27/08	*at Eastern Illinois	23	20	0.87
10/28/17	*Southeast Missouri	36	22	0.61
9/19/15	*Tennessee State	31	24	0.80
10/21/17	*at Eastern Illinois	23	28	1.22
9/23/17	#16 Liberty	27	31	1.15
10/27/18	at Murray State	19	31	1.63
10/20/07	*Tennessee Tech	27	35	1.30
8/25/18	vs. #14 North Carolina A&T	36	37	1.01
11/12/16	*at Murray State	38	40	1.05
9/17/16	Coastal Carolina	35	42	1.20
10/11/14	*at Tennessee State	33	43	1.30
9/30/06	*at Eastern Kentucky	24	43	1.79
9/24/16	at Liberty	36	44	1.22
12/7/13	at #6 McNeese State (NCAA 2nd Rd)	35	46	1.30
10/18/03	*at Tennessee State	32	47	1.47
11/11/17	*at UT Martin	30	48	1.60
9/24/05	*at Southeast Missouri	19	48	2.53
11/20/04	*Southeast Missouri	20	50	2.50
10/27/05	*Tennessee Tech	39	51	1.31
9/17/99	Union College	28	51	1.82
9/1/16	North Alabama	32	52	1.60
10/28/06	*at Tennessee Tech	28	52	1.86
10/23/04	*at Tennessee Tech	35	54	1.54
10/5/96	Middle Tennessee	45	55	1.22
10/29/16	*Eastern Illinois	33	56	1.70
10/4/08	*Southeast Missouri	32	56	1.75
10/14/17	*Eastern Kentucky	30	57	1.90
11/15/03	*Eastern Illinois	27	57	2.11
10/19/19	*Southeast Missouri	37	60	1.62
11/9/02	^ Northwestern State	26	60	2.31
9/27/03	*Eastern Kentucky	29	61	2.10
10/8/16	*Tennessee Tech	27	62	2.29
10/17/20	at North Alabama	30	63	2.10
9/26/15	*at UT Martin	22	64	2.90
10/24/09	*Eastern Illinois	35	65	1.86
10/10/09	*at Murray State	29	65	2.24
10/23/10	*Austin Peay	35	67	1.91
11/13/04	*at Eastern Illinois	26	67	2.58
10/6/01	^ at Samford	26	67	2.58
10/3/15	Mississippi Valley State	41	68	1.70
10/11/03	*UT Martin	28	69	2.46

Date	Opponent	Rush Rush Yards per		
		Att.	Yds.	Att.
9/9/95	West Georgia	21	71	3.38
9/20/08	at Chattanooga	22	72	3.27
11/12/05	*at Samford	22	73	3.32
9/6/14	at #13 Chattanooga	41	73	1.78
8/26/17	vs. #12 Chattanooga	25	76	3.01
11/11/95	Western Illinois	38	78	2.05
10/9/04	*at UT Martin	27	78	2.89
9/12/09	at Florida State	26	78	3.00
10/4/03	*at Murray State	27	79	2.93
11/8/03	*at Samford	21	79	3.76
10/17/98	^ Samford	34	81	2.38
10/22/16	*at Eastern Kentucky	30	81	2.70
10/1/05	*Eastern Kentucky	28	82	2.93
10/5/06	*Murray State	24	82	3.42
11/22/03	*at Southeast Missouri	32	83	2.59
9/18/04	at Chattanooga	36	84	2.33
9/4/04	Emporia State	32	86	2.69
11/19/11	*at Tennessee State	25	87	3.48
10/31/15	*#13 Eastern Kentucky	30	88	2.90
11/21/15	*Murray State	37	88	2.40
11/14/98	^ at Southwest Texas	29	88	3.03
9/19/98	Middle Tennessee	42	89	2.12
10/9/10	*at UT Martin	28	89	3.18
11/18/06	*at Eastern Illinois	37	92	2.49
11/14/15	*Southeast Missouri	36	93	2.58
11/30/13	Samford (NCAA First Round)	35	93	2.70
11/8/08	*at Tennessee Tech	31	94	3.03
10/15/11	*at Austin Peay	30	94	3.13
9/21/19	North Alabama	27	95	3.52
10/6/12	*at Tennessee Tech	24	95	4.00
11/3/18	*UT Martin	29	96	3.31
9/28/14	*at Murray State	27	98	3.60
9/26/09	at Nicholls State	37	98	2.65
10/5/02	^ Samford	26	98	3.77
9/16/06	*Southeast Missouri	34	98	2.88
10/1/98	^ Stephen F. Austin	28	99	3.54
11/8/14	*at #15 Eastern Kentucky	35	100	3.50

* - Ohio Valley Conference Game ^ - Southland Football League Game

2020 JACKSONVILLE STATE FOOTBALL GAME NOTES



JSU ROSTER

No.	Name	Pos.	Ht.	Wt.	Cl.	Hometown/Previous School	No.	Name	Pos.	Ht.	Wt.	Cl.	Hometown/Previous School
1	Nicario Harper	SAF	6-1	180	R-SO	Atlanta, Ga./Southern Miss	60	Zack Cangelosi	OL	6-3	290	R-JR	Harvest, Ala./Sparkman HS
2	DJ Coleman	DE	6-6	245	JR	Atlanta, Ga./South Atlanta HS	61	Jackson Hall	OL	6-1	297	R-FR	Decatur, Ala./Decatur HS
3	Pat Jackson	RB	5-9	220	JR	Columbus, Miss./Mississippi Delta CC	64	Cade Nayadley	OL	6-4	285	R-FR	Ringgold, Ga./Ringgold HS
3	Marshall Clark	LB	6-0	210	R-SO	Munford, Ala./Munford HS	65	Michael Shaddix	OL	6-4	295	R-JR	Fort Payne, Ala./Fort Payne HS
4	Trae Barry	TE	6-7	245	SR	Summerville, S.C./Spanish Fort HS	70	Tylan Grable	OL	6-7	260	R-SO	Gordon, Ga./Wilkinson County HS
5	Josh Samuel	RB	5-11	215	R-JR	Greenville, S.C./Western Kentucky	72	Drew Padgett	OL	6-7	295	FR	Birmingham, Ala./Oak Mountain HS
5	TaCorrie Russell	DE	6-3	230	R-SO	Oxford, Ala./Oxford HS	75	Ye'Majesty Sanders	OL	6-5	297	R-JR	Columbus, Ga./Spencer HS
6	Zerrick Cooper	QB	6-3	225	R-SR	Jonesboro, Ga./Clemson	76	PJ Mixon	OL	6-4	290	R-JR	Montgomery, Ala./Western Kentucky
6	George Steele	CB	5-10	180	R-SO	Trussville, Ala./Hewitt-Trussville HS	80	PJ Wells	WR	6-3	190	R-FR	Rainbow City, Ala./Westbrook Chr.
7	Dave Russell III	WR	6-0	203	R-SO	Oxford, Ala./Oxford HS	82	Braydon Hill	TE	6-4	225	R-FR	Hokes Bluff, Ala./Hokes Bluff HS
7	Yul Gowdy	CB	5-9	178	R-JR	Birmingham, Ala./Minor HS	84	Jacob Jenkins	TE	6-3	220	FR	Birmingham, Ala./Spain Park HS
8	Aaron Graham	QB	6-2	165	R-FR	Sandy Springs, Ga./Riverwood HS	86	Logan McVay	WR	5-10	202	R-JR	Demopolis, Ala./Demopolis HS
8	Markail Benton	LB	6-2	235	R-JR	Phenix City, Ala./Alabama	87	Preston Knight	P	6-5	210	R-SR	Prattville, Ala./Alabama
9	Ahmad Edwards	WR	6-1	185	R-SO	Alabaster, Ala./Thompson HS	88	Alen Karajic	K	6-5	205	FR	Ooltewah, Tenn./East Hamilton HS
9	Darius Joiner	SAF	6-2	200	R-JR	Roanoke, Ala./Handley HS	90	Lemuel Gordon	DE	6-3	288	R-FR	Montgomery, Ala./Carver HS
10	Zion Webb	QB	6-0	200	R-JR	Phenix City, Ala./Central HS	91	Chris Hardie	DL	6-2	260	R-FR	Vincent, Ala./Vincent HS
10	Jacquez Payton	CB	6-1	176	R-JR	Georgiana, Ala./Georgiana HS	92	Jackson Luttrell	DL	6-3	280	SO	Rainbow City, Ala./Westbrook Chr.
11	Jayson Jones	WR	5-11	180	FR	Birmingham, Ala./Center Point HS	93	Dacorion West	DL	6-3	325	SO	Columbus, Ga./Carver HS
12	Umstead Sanders	LB	6-2	247	R-SR	Port St. Joe, Fla./University of Florida	95	Robert Johnson	DL	6-0	280	FR	Carrollton, Ga./Carrollton HS
13	Yessman Green	CB	6-2	167	FR	Jacksonville, Ala./Jacksonville HS	96	Cole Porch	K/P	6-0	200	FR	Sylacauga, Ala./Sylacauga HS
14	Jared Scott	WR	6-6	225	SR	Oak Park, Ill./Prairie View A&M	99	Anthony Nesby	DL	6-1	315	R-SO	Atlanta, Ga./South Atlanta HS
14	Jeremiah Harris	SAF	5-10	180	R-JR	Shorterville, Ala./Abbeville HS							
15	Jamias Presley	CB	5-10	170	R-SO	Opelika, Ala./Opelika HS							
16	La'Derrick Bell	WR	6-2	190	FR	Anniston, Ala./Saks HS							
16	Laletia Hale, Jr.	LB	6-0	210	R-FR	Montgomery, Ala./Carver HS							
17	Marco Baker	CB	6-1	175	FR	Terry, Miss./Terry HS							
18	Malik Feaster	CB	6-0	185	JR	Toccoa, Ga./Stephens County HS							
19	Quan Charleston	WR	6-0	198	R-JR	Linden, Ala./Linden HS							
20	Uriah West	RB	6-0	225	JR	Douglasville, Ga./Douglas County HS							
20	Ryan Gilmartin	LB	6-1	230	R-SR	Weddington, N.C./UConn							
21	Jamari Jemison	CB	5-10	160	FR	Birmingham, Ala./Minor HS							
23	Kolbi Fuqua	SAF	6-3	212	R-SO	Cordova, Ala./Auburn University							
24	Zack Woodard	LB	6-1	235	R-JR	Thomasville, Ala./Thomasville HS							
24	Darrian Meads	RB	5-10	200	FR	Hokes Bluff, Ala./Hokes Bluff HS							
25	Tre Bendolph	CB	5-9	175	R-JR	Mobile, Ala./McGill-Toolen HS							
26	Bryant Wallace	K/P	6-1	210	R-JR	Florence, Ala./Rogers HS							
28	Stevonte Tullis	LB	6-0	205	R-JR	Dothan, Ala./Ashford HS							
29	Casey Grigley II	SAF	6-2	185	JR	Jonesboro, Ga./Benedict							
30	Jaylen Swain	DE	5-10	235	FR	Oxford, Ala./Oxford HS							
31	Hudson Petty	SAF	6-1	200	R-FR	Whitwell, Tenn./Whitwell HS							
32	Cade Meeks	WR	6-2	180	FR	Ooltewah, Tenn./East Hamilton HS							
35	Ricky Samuel	DL	6-3	300	R-FR	Brewton, Ala./Troy University							
36	Deco Wilson	SAF	6-1	195	FR	Talladega, Ala./Talladega HS							
37	Phillip Hopkins	DE	6-2	245	SO	Montgomery, Ala./Robert E. Lee HS							
38	Tristan Wells	LB	5-10	212	R-FR	Talladega, Ala./Talladega HS							
39	Kyle Holt	DE	6-3	255	SO	Mableton, Ga./Whitefield Academy							
40	Brandon Hudgins	LB	6-1	220	R-FR	Eufaula, Ala./Eufaula HS							
41	Markeyce Troutman	DE	6-4	230	R-SO	Butler, Ga./Taylor County HS							
43	Thomas Peterson	LS	6-4	245	R-FR	Mequon, Wis./Northern Illinois							
44	Landon Rice	TE	6-5	250	R-SR	Cedartown, Ga./Miss. Gulf Coast CC							
45	Demarco Price	CB	5-10	173	R-SO	Douglasville, Ga./Douglas County HS							
50	Javarius Hoskins	DE	6-4	260	FR	Tuscaloosa, Ala./Paul Bryant HS							
52	Matthew Muncher	DL	6-2	230	R-SO	Oxford, Ala./Oxford HS							
53	Josh Wegener	OL	6-3	305	R-JR	Algona, Iowa/Nebraska							
55	Nahum Horton	OL	6-3	295	R-SR	Centre, Ala./Cherokee County HS							
56	Cam Hill	OL	6-1	305	JR	Montgomery, Ala./Robert E. Lee HS							
58	Tyrese Slocum, Jr.	OL	6-4	295	R-JR	Memphis, Tenn./Ridgeway HS							

Coaching Staff

Position	Name	In-Game
Head Coach	John Grass	Sidelines
Assistant Head Coach/OC/RBs	Jimmy Ogle	Press Box
Associate Head Coach/DC/Safeties	Kelvin Sigler	Press Box
Linebackers	Josh Linam	Sidelines
Run Defense Coord./Defensive Line	William Green	Sidelines
Passing Coord./Offensive Line	Kevin Revis	Sidelines
Outside LBs/Special Teams Coord.	Maxwell Thurmond	Sidelines
Pass Defense Coord./Cornerbacks	Owen Kilgore	Sidelines
Tight Ends/Recruiting Coordinator	J.R. Sandlin	Sidelines
Passing Coord./Wide Receivers	Cody Wells	Press box
Quarterbacks	Tyler Allen	Sidelines

JSU Pronunciation Guide

1-nuh-CAR-ee-oh Harper	41-mar-KEESE Troutman
7-YOOL GOW-dee	50-juh-VARE-ee-us Hoskins
8-mar-KAIL Benton	53-Josh WEGG-uh-nerr
9-uh-MODD Edwards	55-NAY-humm Horton
10-ZYE-ohn Webb	58-Tyrese SLOW-cumm
11-LEE-shonn Jarrett	60-Zack can-juh-LOW-see
12-UMM-sted Sanders	64-Cade nay-ADD-lee
13-YESS-mun Green	70-TIE-lunn GRAY-bull
15-juh-MYE-us Presley	75-yuh-MAJ-uh-stee Sanders
16-luh-LAY-tee-uh Hale	81-KEY-shonn Jackson
18-muh-LEEK Feaster	85-juh-MARE-ee-us Carter
19-QUONN Charleston	88-Allen kuh-RAH-jick
20-you-RYE-uh West	90-LEMM-yoo-ell Gordon
21-ju-MARR-ee Jemison	92-Jackson LUTT-trell
23-Kolbi FOO-quay	93-duh-CORR-ee-on West
24-DARE-ee-unn Meads	98-kee-VAUGHN Patterson
28-stuh-VONN-tay Tullis	Head Coach John GRAHSS
36-DEE-coe Wilson	



Jacksonville State at Florida International Depth Chart • October 23, 2020

Jacksonville State Offense				
QB	6	Zerrick Cooper	6-3	225 R-Sr.
	10	Zion Webb	6-0	200 R-Jr.
LT	76	PJ Mixon	6-4	290 R-Jr.
	70	Tylan Grable	6-7	260 R-So.
LG	56	Cam Hill	6-1	305 Jr.
	53	Josh Wegener	6-3	305 R-Jr.
C	60	Zack Cangelosi	6-3	290 R-Jr.
	58	Tyrese Slocum, Jr.	6-4	295 R-Jr.
RG	65	Michael Shaddix	6-4	295 R-Jr.
	55	Nahum Horton	6-3	295 R-Sr.
RT	75	Ye'Majesty Sanders	6-5	297 R-Jr.
	64	Cade Nayadley	6-4	285 R-Fr.
TE	4	Trae Barry	6-7	245 Sr.
	44	Landon Rice	6-5	250 R-Sr.
RB	20	Uriah West	6-0	225 Jr.
-or-	5	Josh Samuel	5-11	215 R-Jr.
-or-	3	Pat Jackson	5-9	220 Jr.
WR	80	Dave Russell III	6-0	203 R-So.
	16	La'Derrick Bell	6-2	190 Fr.
WR	86	Logan McVay	5-10	202 R-Jr.
	9	Ahmad Edwards	6-1	185 R-So.
WR	19	Quan Charleston	6-0	198 R-Jr.
	14	Jared Scott	6-6	225 Sr.

Jacksonville State Defense				
BAN	2	DJ Coleman	6-6	245 Jr.
	5	TaCorrie Russell	6-3	230 R-So.
NT	95	Robert Johnson	6-0	280 Fr.
	99	Anthony Nesby	6-1	315 R-So.
DT	92	Jackson Luttrell	6-3	280 So.
	90	Lemuel Gordon	6-3	288 R-Fr.
DE	12	Umstead Sanders	6-2	247 R-Sr.
	37	Phillip Hopkins	6-2	245 So.
NICK	23	Kolbi Fuqua	6-3	212 R-So.
	6	George Steele	5-10	180 R-So.
MLB	24	Zack Woodard	6-1	235 R-Jr.
	16	Laletia Hale, Jr.	6-0	210 R-Fr.
OLB	3	Marshall Clark	6-0	210 R-So.
	28	Stevonte Tullis	6-0	205 R-Jr.
CB	10	Jacquez Payton	6-1	176 R-Jr.
	18	Malik Feaster	6-0	185 Jr.
SS	14	Jeremiah Harris	5-10	180 R-Jr.
	9	Darius Joiner	6-2	200 R-Jr.
FS	1	Nicario Harper	6-1	180 R-So.
	31	Hudson Petty	6-1	200 R-Fr.
CB	7	Yul Gowdy	5-9	178 R-Jr.
	25	Tre Bendolph	5-9	175 R-Jr.

Jacksonville State Special Teams

P	87	Preston Knight	6-5	210 R-Sr.
PK	88	Alen Karajic	6-5	205 Fr.
KO	26	Bryant Wallace	6-1	210 R-Jr.
KOR	7	Yul Gowdy	5-9	178 R-Jr.
	21	Jamari Jemison	5-10	160 Fr.
PR	19	Quan Charleston	6-0	198 R-Jr.
LS	43	Thomas Peterson	6-4	245 R-Fr.
HOLD	87	Preston Knight	6-5	210 R-Sr.

JSU Pronunciation Guide

1-nuh-CAR-ee-oh Harper	41-mar-KEESE Troutman
7-YOOL GOW-dee	50-juh-VARE-ee-us Hoskins
8-mar-KAIL Benton	53-Josh WEGG-uh-nerr
9-uh-MODD Edwards	55-NAY-humm Horton
10-ZYE-ohn Webb	58-Tyrese SLOW-cumm
11-LEE-shonn Jarrett	60-Zack can-juh-LOW-see
12-UMM-sted Sanders	64-Cade nay-ADD-lee
13-YESS-mun Green	70-TIE-lunn GRAY-bull
15-juh-MYE-us Presley	75-yuh-MAJ-uh-stee Sanders
16-luh-LAY-tee-uh Hale	81-KEY-shonn Jackson
18-muh-LEEK Feaster	85-juh-MARE-ee-us Carter
19-QUONN Charleston	88-Allen kuh-RAH-jick
20-you-RYE-uh West	90-LEMM-yoo-ell Gordon
21-ju-MARR-ee Jemison	92-Jackson LUTT-trell
23-Kolbi FOO-quay	93-duh-CORR-ee-on West
24-DARE-ee-unnn Meads	98-kee-VAUGHN Patterson
28-stuh-VONN-tay Tullis	Head Coach John GRAHSS
36-DEE-coe Wilson	

2020 STARTING LINEUPS

OFFENSE	TE	WR	LT	LG	C	RG	RT	QB	RB	WR	WR
at Florida State	Barry	Charleston	Mixon	Hill	Cangelosi	Shaddix	Y. Sanders	Cooper	U. West	D. Russell	L. Rice (TE)
Mercer	Rice	Charleston	Mixon	Hill	Cangelosi	Shaddix	Y. Sanders	Cooper	J. Samuel	D. Russell	McVay
at North Alabama	Barry	J. Scott	Grable	Hill	Cangelosi	Mixon	Shaddix	Cooper	J. Samuel	D. Russell	J. Jones
at FIU	-	-	-	-	-	-	-	-	-	-	-

DEFENSE	DE	DL	DL	DE	NICK	MLB	WLB	CB	SAF	SAF	CB
at Florida State	Coleman	D. West	Luttrell	U. Sanders	Fuqua	Woodard	M. Clark	Gowdy	J. Harris	N. Harper	J. Payton
Mercer	Coleman	Gordon	R. Johnson	U. Sanders	Fuqua	L. Hale	M. Clark	Gowdy	H. Petty	D. Joiner	J. Payton
at North Alabama	Coleman	R. Samuel	R. Johnson	U. Sanders	Fuqua	Woodard	M. Clark	Gowdy	D. Joiner	N. Harper	J. Payton
at FIU	-	-	-	-	-	-	-	-	-	-	-

SEASON/CAREER GAMES STARTED

OFFENSE	20	19	18	17	TOT	CONS	DEFENSE	20	19	18	17	TOT	CONS
4-Trae Barry, TE, Sr.	2	5	6	3	16	1	25-Tre Bendolph, CB, R-Jr.	-	2	-	-	2	-
60-Zack Cangelosi, OL, R-Jr.	3	-	-	-	3	3	19-Marshall Clark, LB, R-So.	3	2	-	-	5	3
19-Quan Charleston, WR, R-Jr.	2	-	-	-	2	-	12-DJ Coleman, DE, Jr.	3	11	-	-	14	3
6-Zerrick Cooper, QB, R-Sr.	3	12	13	-	28	28	18-Malik Feaster, CB, Jr.	-	9	5	-	14	-
70-Tylan Grable, OL, R-Jr.	1	-	-	-	1	1	23-Kolbi Fuqua, SAF, So.	3	-	-	-	3	3
56-Cam Hill, OL, Jr.	3	5	-	-	8	6	90-Lemuel Gordon, DL, R-Fr.	1	-	-	-	1	-
11-Jayson Jones, WR, Fr.	1	-	-	-	1	1	7-Yul Gowdy, CB, R-Jr.	3	12	12	-	27	17
86-Logan McVay, WR, Jr.	1	-	-	-	1	-	14-Laletia Hale, LB, R-Fr.	1	-	-	-	1	-
76-PJ Mixon, OL, R-Jr.	3	11	-	-	14	14	1-Nicario Harper, SAF, R-So.	2	-	-	-	2	1
44-Landon Rice, TE, R-Sr.	2	2	10	-	14	-	14-Jeremiah Harris, SAF, R-Jr.	1	1	-	-	2	-
80-Dave Russell, WR, R-Jr.	3	-	-	-	3	3	39-Kyle Holt, DE, So.	-	2	-	-	2	-
5-Josh Samuel, RB, Jr.	2	-	-	-	2	2	37-Phillip Hopkins, DE, So.	-	1	-	-	1	-
75-Ye' Majesty Sanders, OL, R-Jr.	2	11	-	-	13	-	95-Robert Johnson, DL, Fr.	2	-	-	-	2	2
14-Jared Scott, WR, R-Sr.	1	-	-	-	1	1	9-Darius Joiner, SAF, R-Jr.	2	-	2	-	4	2
65-Michael Shaddix, OL, R-Jr.	3	11	5	-	19	3	92-Jackson Luttrell, DL, So.	1	1	-	-	2	-
58-Tyrese Slocum, OL, R-Jr.	-	7	1	-	8	-	10-Jacquez Payton, CB, Jr.	3	-	12	6	21	3
20-Uriah West, RB, Jr.	1	-	-	-	1	-	31-Hudson Petty, SAF, R-Fr.	1	-	-	-	1	-
							35-Ricky Samuel, DL, R-Fr.	1	-	-	-	1	1
							12-Umstead Sanders, DE, Sr.	3	-	-	-	3	3
							6-George Steele, CB, R-Jr.	-	1	-	-	1	-
							93-Dacorrian West, DL, So.	1	1	-	-	2	-
							24-Zack Woodard, LB, R-Jr.	2	12	-	-	14	1





JSU LONG PLAYS (20 YARDS OR MORE)

GAME	RUSH (3)	PASS (9)	RETURN (0)
at Florida State	Josh Samuel (20-TD)	Cooper to McVay (41) Cooper to Barry (29) Cooper to U. West (28)	
MERCER	Pat Jackson (28) Josh Samuel (21)	Cooper to Barry (38) Cooper to Barry (20)	Nicario Harper (FUM - 64 - TD) Yul Gowdy (KO - 40)
at North Alabama		Cooper to Barry (40) Cooper to Barry (32) Cooper to McVay (25) Cooper to Barry (23)	
at Florida International			

JAX STATE LONGEST PLAYS OF THE YEAR

Rush: 28, Pat Jackson vs Mercer (Oct. 10)
 Rushing Touchdown: Josh Samuel at Florida State (Oct. 3)
 Pass: 41, Zerrick Cooper to Logan McVay at Florida State (Oct. 3)
 Passing Touchdown: 14, Zerrick Cooper to Quan Charleston (Oct. 17)
 Punt Return: 2, Quan Charleston at Florida State (Oct. 3)
 Kick Return: 40, Yul Gowdy vs Mercer (Oct. 10)
 Interception: 13, Kolbi Fuqua at Florida State (Oct. 3)
 Fumble Return: 64, Nicario Harper vs Mercer (Oct. 10)
 Punt: 61, Preston Knight at Florida State (Oct. 3)
 Field Goal: 43, Alen Karajic vs Mercer (Oct. 10)

OPPONENT LONGEST PLAYS OF THE YEAR

Rush: 24, Lawrence Toafili at Florida State (Oct. 3)
 Rushing Touchdown: 15, La'Damian Webb at Florida State (Oct. 3)
 Pass: 48, Jordan Travis to Tamorrion Terry at Florida State (Oct. 3)
 Passing TD: 41, Jordan Travis to Keyshawn Helton at Florida State (Oct. 3)
 Punt Return: 8, Keyshawn Helton at Florida State (Oct. 3)
 Kick Return: 100, Deondre Johnson vs Mercer (Oct. 10)
 Interception Return: 0, Asante Samuel at Florida State (Oct. 3)
 Fumble Return: None
 Punt: 51, Grant Goupil vs Mercer (Oct. 10)
 Field Goal: None



THE LAST TIME A JSU TEAM...

Had 20 or more first downs...vs Eastern Kentucky on Nov. 23, 2019 (22)
Had 25 or more first downs...vs Tennessee State on Oct. 5, 2019 (25)
Had 30 or more first downs...at Murray State on Oct. 27, 2018 (30)
Had 35 or more first downs...vs Austin Peay on Nov. 1, 2014 (36)
Had 500 yards rushing...vs Charleston Southern on Dec. 11, 2015 (53-506/6 TD)
Had 400 yards rushing...vs Charleston Southern on Dec. 11, 2015 (53-506/6 TD)
Had 300 yards rushing...at Eastern Kentucky on Oct. 6, 2018 (49-353/3 TD)
Had 70 or more rushing attempts...vs Jacksonville on Sept. 7, 2013 (70)
Had 65 or more rushing attempts...at Murray State on Sept. 27, 2014 (67-382)
Had 60 or more rushing attempts...vs Sam Houston St on Dec. 19, 2015 (61-360/6 TD)
Had 50 or more rushing attempts...vs Mercer on Oct. 10, 2020 (50-158/3 TD)
Had 7 or more rushing TD's...vs Miss. Valley St. on Sept. 8, 2018 (8)
Had 6 or more rushing TD's...vs Miss. Valley St. on Sept. 8, 2018 (8)
Had 5 or more rushing TD's...vs Miss. Valley St. on Sept. 8, 2018 (8)
Had 4 or more rushing TD's...vs Chattanooga on Sept. 7, 2019 (4)
Had 450 yards passing...at Eastern Kentucky on Nov. 4, 2010 (465)
Had 400 yards passing...at Southeastern Louisiana on Aug. 29, 2019 (414)
Had 350 yards passing...at Tennessee Tech on Nov. 9, 2019 (352)
Had 300 yards passing...Eastern Kentucky on Nov. 23, 2019 (311)
Had 50 pass attempts...vs Southeast Missouri on Oct. 19, 2019 (52)
Had 40 pass completions...at Southeastern Louisiana on Aug. 29, 2019 (40)
Had 30 pass completions...Eastern Kentucky on Nov. 23, 2019 (35)
Had 6 TD's passing...at UT Martin on Nov. 3, 2012 (6)
Had 5 TD's passing...at Eastern Kentucky on Oct. 6, 2018 (5)
Had 4 TD's passing...at Kennesaw State on Nov. 17, 2018 (4)
Had 3 TD's passing...Eastern Kentucky on Nov. 23, 2019 (3)
Scored 70 points...vs Miss. Valley St. on Sept. 8, 2018 (71)
Scored 60 points...vs Miss. Valley St. on Sept. 8, 2018 (71)
Scored 50 points...at Kennesaw State on Nov. 17, 2018 (52)
Scored 40 points...vs Eastern Washington on Sept. 14, 2019 (49)
Scored 24 points in a quarter...vs Mercer on Oct. 10, 2020 (24 in 2nd quarter) won game 34-28
Scored 30 points in a quarter...vs Tennessee Tech on Oct. 25, 2014 (35 in 2nd quarter) won game 49-3
Had 90 total plays...at Kennesaw State on Nov. 17, 2018 (91)
Had 80 total plays...vs Southeast Missouri on Oct. 19, 2019 (87)
Had 600 yards total offense...at Eastern Kentucky on Oct. 6, 2018 (637)
Had 350 yards total offense in a half...at Tennessee Tech on Nov. 9, 2019 (40-359 in second half)
Had 300 yards total offense in a half...at Tennessee Tech on Nov. 9, 2019 (40-359 in second half)
Had 300 yards total offense in each half...vs Miss. Valley St. on Sept. 8, 2018 (40-324 in first half, 43-330 in second half)
Had 200 yards total offense in a quarter...vs Southeast Missouri on Oct. 19, 2019 (32-211 in fourth quarter - scored 14 points)
Did not commit a turnover...at North Alabama on Oct. 17, 2020
Had 100 yard receiver...at North Alabama on Oct. 17, 2020 (Trae Barry, 5-104/0 TD)
Had 200 yard receiver...at UT Martin on Nov. 3, 2012 (Alan Bonner, 10-235/5 TD)
Had two 100 yard receivers...at Maine on Dec. 1, 2018 (Jamari Hester, 125 & Trae Barry, 102)
Had nine or more receivers catch a pass...vs Southeast Missouri on Oct. 19, 2019 (10)
Had 10 or more receivers catch a pass...vs Southeast Missouri on Oct. 19, 2019 (10)
Had a 100 yard rusher...vs East Tenn State on Nov. 24, 2018 (Jaelen Greene, 15-121/0 TD)
Had two 100 yard rushers...vs Tennessee State on Nov. 16, 2017 (Bryant Horn, 13-148/1TD; Roc Thomas, 14-105/1 TD)
Had three 100 yard rushers...vs Jacksonville on Sept. 7, 2013 - Troymaine Pope (16-160); Miles Jones (20-138); Eli Jenkins (15-128); DaMarcus James (12-105)
Had four 100 yard rushers...vs Jacksonville on Sept. 7, 2013 - Troymaine Pope (16-160); Miles Jones (20-138); Eli Jenkins (15-128); DaMarcus James (12-105)**NCAA RECORD
Returned punt for a TD...at Liberty on Sept. 24, 2016 (Josh Barge, 75 yards)
Returned kickoff for a TD...at Austin Peay on Oct. 7, 2017 (De'Marcus Flowers, 87 yds)
Returned an INT for TD...at Florida State on Oct. 3, 2030 (Kolbi Fiqua, 13 yds in 1st QTR)
Returned Two INTs for TD...at Tennessee State on Nov. 10, 2018 (Jalen Choice, 54 yds in 4th QTR and Yul Gowdy, 15 yds in 4th QTR)
Returned Three INTs for TD...at Eastern Kentucky on Oct. 22, 2016 (Joel McCandless, 41 yds in 2nd QTR; Jaylen Hill, 60 yds in 2nd QTR; Reggie Hall, 88 yds in 4th QTR)
Returned fumble for TD...vs Mercer on Oct. 10, 2020 (Nicario Harper, 64 yards, 4th quarter)
Returned a blocked punt for TD...vs Georgia State on Sept. 17, 2011 (Clarence Jackson, 34 yards)
Returned a blocked field goal for TD...vs Tennessee State on Nov. 15, 2008 (Andrew Ridgeway, 72 yds.)

Returned an INT for TD in consecutive games...vs UT Martin on Nov. 3, 2018 (Quwan Stoudemire, 10); at Tennessee State on Nov. 10, 2018 (Jalen Choice, 54)
Returned an INT for TD in THREE consecutive games...at Eastern Illinois, Nov. 18, 2006 (Kenny Brown, 83); at Alabama State on Sept. 1, 2007 (T.J. Heath, 18); vs Chattanooga on Sept. 8, 2007 (Drew Robinson, 45)
Returned an INT for TD in FOUR consecutive games...vs Samford on Nov. 11, 2006 (Craig Agee, 16); at Eastern Illinois, Nov. 18, 2006 (Kenny Brown, 83); at Alabama State on Sept. 1, 2007 (T.J. Heath, 18); vs Chattanooga on Sept. 8, 2007 (Drew Robinson, 45)**NCAA RECORD
Blocked a punt...vs Mercer on Oct. 10, 2020 (Jaylen Swain/2nd QTR)
Blocked TWO punts...at Murray State on Sept. 29, 2007 (Taurean Rhetta-2)
Faked a Punt...vs Murray State on Sept. 28, 2013 (2nd Quarter)
Did not Punt in game...at Southeast Missouri on Nov. 22, 2014
Blocked a field goal...vs East Tenn State on Nov. 24, 2018 (Connor Christian - 4th Qtr)
Blocked two field goals...vs Southeast Missouri on Oct. 28, 2017 (Marlon Bridges and Randy Robinson - 2nd Quarter and 4th Quarter)
Blocked a PAT...at Maine on Dec. 1, 2018 (Randy Robinson)
Missed a PAT...vs North Alabama on Sept. 21, 2019 (Bryant Wallace)
Had a PAT blocked...at Murray State on Nov. 12, 2016
Scored on a Fake FG...vs Tennessee State on Oct. 21, 2006 (Taurean Rhetta, 24 yard run)
Had a punt blocked...vs Coastal Carolina on Sept. 17, 2016 (2nd Quarter)
Had a field goal blocked...at Southeast Missouri on Oct. 20, 2018
Was held scoreless...at #7 Florida Nov. 17, 2012 (23-0)
Was held scoreless at JSU Stadium...vs Troy State Nov. 18, 2000 (28-0)
Held an opponent scoreless...vs Miss. Valley St. on Sept. 8, 2018 (71-0)
Held an opponent scoreless at JSU Stadium...vs Miss. Valley St. on Sept. 8, 2018 (71-0)
Held an opponent to 10 first downs...at Eastern Kentucky on Oct. 6, 2018 (8)
Held an opponent to 300 yards total offense...at North Alabama on Oct. 17, 2020 (65-276)
Held an opponent to 200 yards total offense...at Eastern Kentucky on Oct. 6, 2018 (60-147)
Held an opponent to 150 yards total offense...at Eastern Kentucky on Oct. 6, 2018 (60-147)
Held an opponent to 100 yards total offense...vs Tenn State on Nov. 16, 2017 (50-97)
Held an opponent to 100 yards rushing...at North Alabama on Oct. 17, 2020 (30-63)
Held an opponent to 50 yards rushing...at Murray State on Oct. 27, 2018 (19-31)
Held an opponent to 0 yards rushing...vs Miss. Valley St. on Sept. 8, 2018 (24-(-8))
Held an opponent to 100 yards passing...vs Tennessee State on Nov. 16, 2017 (8-22-2 for 82 yards and 1 TD)
Held an opponent to 50 yards passing...vs Austin Peay on Nov. 1, 2014 (8-21-1 for 31 yards and 0 TD)
Forced 6 Turnovers...at #25 Tennessee State on Oct. 11, 2014 (4 INT/2FR)
Recovered 5 fumbles...West Georgia on Sept. 7, 1996 (5)
Recovered 4 fumbles...at Nicholls State on Sept. 21, 2002 (4)
Recovered 3 fumbles...vs Tennessee State on Oct. 5, 2019 (3)
Intercepted 5 passes...at Eastern Kentucky on Oct. 22, 2016 (5)
Intercepted 4 passes...at Eastern Kentucky on Oct. 22, 2016 (5)
Held an opponent without a TD...vs Miss. Valley St. on Sept. 8, 2018
Held an opponent without an offensive TD...vs Miss. Valley St. on Sept. 8, 2018
Scored an offensive 2-point conversion...at Kennesaw State on Nov. 17, 2018 (Zerrick Cooper pass to Josh Pearson in 3rd OT)
Scored a defensive 2-point conversion...vs Southwest Texas State on Nov. 14, 1998
Had 10 or more penalties...at North Alabama on Oct. 17, 2020 (10-80)
Had 100 Penalty yards...vs Southeast Missouri on Oct. 19, 2019 (10-100)
Had no penalties...vs Chattanooga on Sept. 8, 2007
Had 35 minutes time of possession...at Tennessee State on Nov. 10, 2018 (37-09)
Had 40 minutes time of possession...at Tennessee Tech on Oct. 6, 2012 (41:14)
Played an overtime game...at Kennesaw State on Nov. 17, 2018 (L, 60-52 - 5 OT)
Scored on first play from scrimmage...vs Eastern Kentucky Sept. 27, 2003 (Marcus Mitchell one-yard run)
Scored on first play of the game...vs Samford on Nov. 11, 2006 Craig Agee, 17 yard Interception return on first play of game en route to 55-10 win
Scored a defensive TD on opponents first two drives of the game...vs UT Martin on Oct. 3, 2009 (T.J. Heath 26-yard INT return with 13:30; T.J. Heath 55-yard INT return with 8:55 left in first quarter en route to 52-7 win)
Scored a safety...vs Tennessee State on Nov. 16, 2017 (4th Qtr - Jonathan Hagler sack)
Both teams scored a safety...vs North Alabama on Sept. 14, 2013 (UNA-2nd quarter; JSU-4th Quarter)

THE LAST TIME A JSU PLAYER...

Rushed 30 times in a game.....DaMarcus James vs Southeast Missouri on Nov. 23, 2013 (35 carries for 206 yards and 3 TDs)
Rushed for 200 yards in a game.....Troymaine Pope vs Charleston Southern on Dec. 11, 2015 (16 carries for 250 yards and 3 TDs)
Rushed for 150 yards in a game.....Eli Jenkins vs Youngstown State on Dec. 3, 2016 (25 carries for 189 yards and 1 TD)
Had four 100 yard rushers...vs Jacksonville on Sept. 7, 2013 - Troymaine Pope (16-160); Miles Jones (20-138); Eli Jenkins (15-128); DaMarcus James (12-105)****NCAA RECORD**
Had three 100 yard rushers...vs Southeast Missouri on Nov. 23, 2013 - DaMarcus James (35-206/3 TD); Eli Jenkins (13-124/1 TD); Troymaine Pope (6-102/2 TD)
Had two 100 yard rushers...vs Tennessee State on Nov. 16, 2017 (Bryant Horn, 13-148/1TD; Roc Thomas, 14-105/1 TD)
Rushed for 100 yards in eight straight games.....Clay Green, 2005
Rushed for 100 yards in seven straight games...Clay Green, 2005
Rushed for 100 yards in six straight games.....Clay Green, 2005
Rushed for 100 yards in five straight games.....Clay Green, 2005
Rushed for 100 yards in four straight games.....Washaun Ealey, 2011
Rushed for 100 yards in three straight games.....Josh Clemons, 2016 (110 vs Tenn Tech, 143 vs Austin Peay, 149 at Eastern Kentucky)
Rushed for 100 yards in consecutive games....Roc Thomas, 2017 (102 at Tenn Tech, 135 at Austin Peay)
Rushed for 150 yards in consecutive games.....Troymaine Pope, 2015 (234 vs. UTC, 250 vs. Charleston Southern, 181 vs. Sam Houston State)
Rushed for 150 yards in three-straight games.....Troymaine Pope, 2015 (234 vs. UTC, 250 vs. Charleston Southern, 181 vs. Sam Houston State)
Rushed for 200 yards in consecutive games.....Troymaine Pope, 2015 (234 vs. UTC, 250 vs. Charleston Southern)
Rushed for five or more TDs in a game....DaMarcus James at Austin Peay on Nov. 2, 2013 (5)
Rushed for four or more TDs in a game....Eli Jenkins vs. UT Martin on Nov. 19, 2016 (4)
Rushed for three or more TDs in a game....Uriah West vs. Miss. Valley St. on Sept. 8, 2018 (3)
Rushed for three or more TDs in consecutive games....Troymaine Pope, 2015 (3 vs UTC, 3 vs Charleston Southern)
Rushed for three or more TDs in three-straight games.....DaMarcus James, 2013
Rushed for three or more TDs in a Quarter.....DaMarcus James at Austin Peay on Nov. 2, 2013 (5) (3 in 2nd Quarter)
Had 5 players rush for a TD in a game...vs. Miss. Valley St. on Sept. 8, 2018 (Uriah West-3, Michael Matthews-2, Jaelen Greene-1, Austin Kinsey-1, Zerrick Cooper-1)
Passed for 400 yards in a game.....Zerrick Cooper at Southeastern Louisiana on Aug. 29, 2019 (414 yds)
Passed for 300 yards in a game.....Zerrick Cooper Eastern Kentucky on Nov. 23, 2019 (311 yards/3 TD)
Attempted 50 passes in a game.....Zerrick Cooper vs SE Missouri on Oct. 19, 2019 (52)
Attempted 40 passes in a game.....Zerrick Cooper at Tennessee Tech on Nov. 9, 2019 (28-41-1/3 TD)
Threw six TDs in a game.....Marques Ivory at UT Martin on Nov. 3, 2012 (6)
Threw five TDs in a game.....Marques Ivory at UT Martin on Nov. 3, 2012 (6)
Threw four TDs in a game....Zerrick Cooper at Kennesaw State on Nov. 17, 2018 (4)
Threw four TDs in consecutive games.....Ryan Perrilloux vs UT Martin on Oct. 3, 2009 (4); vs Nicholls State on Sept. 26, 2009 (4)
Threw three TDs in a game....Zerrick Cooper vs Eastern Kentucky on Nov. 23, 2019 (3)
Threw three TDs in FIVE consecutive games.....Zerrick Cooper vs. Eastern Wash on Sept. 14, 2019 (3), vs North Alabama on Sept. 21, 2019 (3), at Austin Peay on Sept. 28, 2019 (3), vs. Tennessee State on Oct. 5, 2019 (3), at Eastern Illinois on Oct. 12, 2019 (3)
Threw three TDs in FOUR consecutive games.....Zerrick Cooper vs North Alabama on Sept. 21, 2019 (3), at Austin Peay on Sept. 28, 2019 (3), vs. Tennessee State on Oct. 5, 2019 (3), at Eastern Illinois on Oct. 12, 2019 (3)
Threw three TDs in THREE consecutive games...Zerrick Cooper at Austin Peay on Sept. 28, 2019 (3), vs. Tennessee State on Oct. 5, 2019 (3), at Eastern Ill on Oct. 12, 2019 (3)
Threw three TDs in consecutive games....Zerrick Cooper at Tennessee Tech on Nov. 9, 2019 (3), vs Eastern Kentucky on Nov. 23, 2019 (3)
Had 400 yards total offense in a game...Zerrick Cooper at Kennesaw State on Nov. 17, 2018 (423)

Accounted for five or more TDs in a game.....Zerrick Cooper vs. Austin Peay on Sept. 29, 2018 (2 rushing/3 passing)
Accounted for five or more TDs in consecutive games.....Ryan Perrilloux at Alabama A&M (3 passing, 2 rushing) on Sept. 19, 2009; at Nicholls State (4 passing, 1 rushing) on Sept. 26, 2009
Accounted for four or more TDs in a game.....Zerrick Cooper at Austin Peay on Sept. 28, 2019 (1 rushing/3 passing)
Accounted for four or more TDs in consecutive games.....Zerrick Cooper vs Chattanooga (2 passing, 2 rushing) on Sept. 7, 2019; vs Eastern Washington (3 passing, 1 rushing) on Sept. 14, 2019
Accounted for four or more TDs in THREE consecutive games.....Ryan Perrilloux at Alabama A&M (3 passing, 2 rushing) on Sept. 19, 2009; at Nicholls State (4 passing, 1 rushing) on Sept. 26, 2009; vs UT Martin (4 passing) on Oct. 3, 2009
Accounted for three or more TDs in a game....Zerrick Cooper at North Alabama on Oct. 17, 2020 (2 rushing/1 passing)
Rushed for and caught a TD in a game.....Michael Matthews (2 rushing/1 receiving) vs Eastern Washington on Sept. 14, 2019
Caught 10 or more passes in a game...Trae Barry at Southeastern Louisiana on Aug. 29, 2019 (10-83/0 TD)
Caught 7 or more passes in a game...Josh Pearson (8-142) at Tennessee Tech on Nov. 9, 2019
Had 200 or more yards receiving in a game.....Alan Bonner at UT Martin on Nov. 3, 2012 (10-235/5 TDs)
Had 150 or more yards receiving in a game.....Jamari Hester vs Eastern Kentucky on Nov. 23, 2019 (9-186/0 TD)
Had 100 or more yards receiving in a game...Trae Barry at North Alabama on Oct. 17, 2020 (5-104/0 TD)
Had 100 or more yards receiving in consecutive games.....Josh Pearson vs. North Alabama on Sept. 21, 2019 (7-149/3 TD), at Austin Peay on Sept. 28, 2019 (8-130/2 TD)
Had 100 or more yards receiving in three-straight games.....Josh Pearson vs. North Carolina A&T on Aug. 25, 2018 (8-147/1 TD), vs. Miss. Valley State on Sept. 8, 2018 (2-113/2 TD), vs. Tennessee Tech on Sept. 22, 2018 (5-102/2 TD)
Caught five or more TD passes in a game.....Alan Bonner at UT Martin on Nov. 3, 2012 (10-235/5 TDs OVC & School Record)
Caught four or more TD passes in a game.....Alan Bonner at UT Martin on Nov. 3, 2012 (10-235/5 TDs OVC & School Record)
Caught three or more TD passes in a game.....KJ Stephenson vs Eastern Kentucky on Nov. 23, 2019 (7-80/3 TD)
Had three interceptions in a game.....T.J. Heath vs UT Martin on Oct. 3, 2009 (3)
Had two interceptions in a game.....Traco Williams at EIU on Oct. 12, 2019 (2)
Returned an interception for a TD in a game.....at Florida State on Oct. 3, 2020 (Kolbi Fuqua, 13 yds in 1st QTR)
Returned an interception for a TD in consecutive games.....Dawson Wells (48 yds vs EIU on Oct. 31, 2015 and 35 yds at EIU on Nov. 7, 2015)
Returned two interceptions for a TD in a game.....T.J. Heath vs UT Martin on Oct. 3, 2009 (2) (55 yards and 27 yards in 1st qtr.)
Returned a fumble for a TD in a game.....Nicario Harper vs Mercer on Oct. 10, 2020 (64 yards in 4th qtr)
Recovered two fumbles in a game.....Jonathan Crutcher vs. Eastern Kentucky on Sept. 27, 2003
Forced two fumbles in a game.....Darius Jackson vs. Eastern Kentucky on Oct. 14, 2016
Scored two defensive TDs in a game.....T.J. Heath vs UT Martin on Oct. 3, 2009 (2 interceptions)
Recovered TWO fumbles in a game...Jawaan Booker at Florida State on Sept. 12, 2009
Blocked a punt.....Jaylen Swain vs Mercer on Oct. 10, 2020 (2nd quarter)
Blocked two punts...Taurean Rhetta at Murray St. on Sept. 29, 2007
Blocked a punt in two consecutive games...Taurean Rhetta at UTM and at EIU in 2006
Blocked a FG....Connor Christian (4th quarter) vs East Tenn State on Nov. 24, 2018
Blocked a PAT....Randy Robinson at Maine on Dec. 1, 2018 (14-136) (4th qtr)
Had 15 or more tackles...Brandon Bender vs Murray State on Sept. 28, 2013 (15 tackles/12 solo)
Had 20 or more tackles...Alexander Henderson vs Murray State on Oct. 18, 2008 (21 tackles, 21 solo)
Had 20 or more tackles in back-to-back Games...Alexander Henderson [2008 vs Murray State (21) & UTM (21)].

THE LAST TIME A JSU OPPONENT...

Scored 50 or more points.....at Austin Peay on Sept. 28, 2019 (L, 52-33)
Scored 40 or more points.....at Florida State on Oct. 3, 2020 (L, 41-24)
Had 450 or more yards rushing.....at Georgia Southern on Nov. 16, 2002 (493)
Had 400 or more yards rushing.....vs Southeast Missouri on Nov. 23, 2013 (58-410)
Had 350 or more yards rushing.....at #2 Kennesaw State on Nov. 17, 2018 (71-351)
Had 300 or more yards rushing.....at #2 Kennesaw State on Nov. 17, 2018 (71-351)
Had 250 or more rushing yards.....at Florida State on Oct. 3, 2020 (53-263)
Had 50 or more rushing attempts.....at Florida State on Oct. 3, 2020 (53-263)
Had 400 yards passing.....at UT Martin on Sept. 26, 2015 (433)
Had 350 yards passing.....vs Eastern Illinois on Oct. 13, 2018 (350)
Had 300 yards passing.....vs Eastern Illinois on Oct. 13, 2018 (350)
Had 60 or more pass attempts.....vs Eastern Illinois on Oct. 13, 2018 (61)
Had 50 or more pass attempts.....vs Eastern Illinois on Oct. 13, 2018 (61)
Had 40 or more pass attempts.....vs North Alabama on Sept. 21, 2019 (40)
Had 40 or more pass completions.....vs Austin Peay on Nov. 10, 2012 (40)
Had 30 or more pass completions.....vs Eastern Illinois on Oct. 13, 2018 (38)
Had 25 or more pass completions.....vs Eastern Illinois on Oct. 13, 2018 (38)
Had 6 passes intercepted.....at Samford Oct. 14 1995 (6)
Had 5 passes intercepted.....at Eastern Kentucky on Oct. 22, 2016 (5)
Had 4 passes intercepted.....vs. UT Martin on Nov. 19, 2016 (4)
Had 2 100-yard receivers.....at UT Martin on Nov. 3, 2012 (Quentin Sims 10-137; Jeremy Butler 9-101)
Had 600 yards total offense.....at UT Martin on Nov. 3, 2012 (611)
Had 500 yards total offense.....vs Youngstown State on Dec. 3, 2016 (59-520)
Had 400 yards total offense.....vs. Tennessee State on Oct. 5, 2019 (64-470)
Had 90 or more plays of total offense.....vs Murray State on Oct. 2, 2010 (92)
Had 85 or more plays of total offense.....vs Eastern Washington on Sept. 14, 2019 (88-469)
Had 80 or more plays of total offense.....at Florida State on Oct. 3, 2020 (82-531)
Returned a punt for a TD.....at UT Martin on Nov. 2, 2019 (Terry Williams, 65 yards-3rd Qtr.)
Returned a kickoff for a TD.....vs Mercer on Oct. 10, 2020 (Deondre Johnson, 100 yards - Opening Kick)
Returned the opening kickoff for a TD.....vs Mercer on Oct. 10, 2020 (Deondre Johnson, 100 yards)
Scored on the first play of the game.....at Georgia State on Sept. 21, 2013 (Ronnie Bell 75-yard pass to Albert Wilson)
Returned an INT for a TD.....at SE Louisiana on Aug. 29, 2019 (Ferlando Jordan, 65 yards in 3rd Qtr.)
Returned a fumble for a TD.....at UT Martin on Sept. 26, 2015 (Terri Triplett, 22 yards, 3rd quarter)
Held JSU to 300 yards total offense.....vs Mercer on Oct. 10, 2020 (68-297)
Held JSU to 200 yards total offense.....vs #16 Kennesaw State on Dec. 2, 2017 (51-187)
Held JSU to 100 yards rushing.....at Florida State on Oct. 3, 2020 (22-63)
Held JSU to 50 yards rushing.....at #8 Michigan State on Aug. 29, 2014 (22)
Held JSU to 100 yards passing.....vs #16 Kennesaw State on Dec. 2, 2017 (88)
Held JSU to 10 first downs.....vs. #2 North Dakota State on Dec. 9, 2016 (9)
Had 100 penalty yards.....at Florida State on Oct. 3, 2020 (10-100)
Did not have a turnover.....vs Eastern Kentucky on Nov.23, 2019
Scored a safety.....vs Murray State on Oct. 26, 2019 (TJ Warren, 4th Qtr.)

THE LAST TIME AN OPPOSING PLAYER...

Rushed for 300 yards in a game.....vs.Southwest Texas Nov 15 1997 (Claude Mathis 308)
Rushed for 200 yards in a game.....at #2 Eastern Illinois on Nov. 16, 2013 (Shepard Little, 26-246/2 TD)
Rushed for 100 yards in a game.....vs Eastern Kentucky on Nov. 23, 2019 (Daryl McClesky, 24-110/0 TD)
Passed for 300 yards in a game.....at UT Martin on Sept. 26, 2015 (Jarod Neal 34-49-1/4 TD, 433 yards)
Passed for 400 yards in a game.....at UT Martin on Sept. 26, 2015 (Jarod Neal 34-49-1/4 TD, 433 yards)
Had 100 yards receiving in a game.....vs Murray State on Oct. 26, 2019 (LaMarte Brooks, 4-100/0 TD)
Had 150 yard receiving in a game.....vs Youngstown State on Dec. 3, 2016 (Darien Townsend, 3-158/1 TD)
Had 200 yard receiving in a game.....at Eastern Kentucky on Nov. 4, 2010 (Orlandus Harris, 4-205)
Had 10 receptions in a game.....vs Sam Houston State on Dec. 19, 2015 (Yedidiah Louis, 10-103/0 TD)
Threw 7 TDs in a game.....at UT Martin on Nov. 3, 2012 (Derek Carr, 7)
Threw 6 TDs in a game.....at UT Martin on Nov. 3, 2012 (Derek Carr, 7)
Threw 5 TDs in a game.....vs Eastern Washington on Sept. 14, 2019 (Eric Barriere, 5)
Threw 5 INTs in a game.....at Austin Peay on Oct. 15, 2011 (Jake Ryan, 5)
Had 2 100 yard rushers in a game.....at #2 Eastern Illinois on Nov. 16, 2013 (Shepard Little, 26-246/2 TD; Jimmy Lera 12-111/2 TD)
Had 2 100-yard receivers.....at UT Martin on Nov. 3, 2012 (Quentin Sims, 10-137/5; Jeremy Butler, 9-101/1)
Returned a fumble for a touchdown.....vs. Murray State on Nov. 21, 2015 (Connor Mitchell, 1 yard, 3rd quarter)
Returned a blocked punt for a TD.....at Georgia State on Sept. 21, 2013 (C.J. Scott, 3 yards - 4th Qtr)
Returned an interception for a touchdown.....at SE Louisiana on Aug. 29, 2019 (Ferlando Jordan, 65 yards in 3rd Qtr.)
Returned a punt for a TD.....at UT Martin on Nov. 2, 2019 (Terry Williams, 65 yards-3rd Qtr.)
Returned a kickoff for a TD.....vs Mercer on Oct. 10, 2020 (Deondre Johnson, 100 yards - Opening Kick)
Returned the opening kickoff for a TD.....vs Mercer on Oct. 10, 2020 (Deondre Johnson, 100 yards)
Scored on the first play of the game.....at Georgia State on Sept. 21, 2013 (Ronnie Bell 75-yard pass to Albert Wilson)



2020 JACKSONVILLE STATE OFFENSIVE DRIVE CHART

Note: *-first drive of second half; #-JSU gained possession off a turnover

at Florida State					
No.	Start	Plays	Yards	Time	End
1	J25	5	20	2:29	Punt
2	J31	6	69	2:45	TOUCHDOWN
3	J49	3	5	2:05	Punt
4	J15	5	18	3:19	Punt
5	J40	6	60	2:45	TOUCHDOWN
6	J25	1	-3	0:39	End of Half
*7	J25	9	71	4:01	FIELD GOAL
8	J25	4	15	1:50	Punt
9	J25	3	7	1:52	Punt
10	J27	4	30	1:32	Interception
11	J25	8	61	2:00	Downs

vs. Mercer					
No.	Start	Plays	Yards	Time	End
1	J25	8	55	3:28	FIELD GOAL
2	J21	11	53	5:14	FIELD GOAL
3	J21	9	79	3:32	TOUCHDOWN
4	M42	11	42	5:38	TOUCHDOWN
#5	M27	4	27	0:59	TOUCHDOWN
6	J19	1	-3	0:11	End of Half
*7	J25	5	23	2:08	Fumble
8	J40	3	6	1:33	Punt
9	M42	3	-5	1:18	Punt
10	J21	6	22	4:12	Punt
11	J06	3	2	2:15	Punt
#12	J36	0	64	0:00	TOUCHDOWN
#13	M32	4	6	1:41	Downs
14	M48	2	-4	0:49	End of Game

at North Alabama					
No.	Start	Plays	Yards	Time	End
1	J21	3	1	1:25	Punt
2	J40	10	38	3:40	Downs
3	J37	6	63	2:10	TOUCHDOWN
4	J30	1	-2	0:19	End of Half
*5	J25	3	8	1:28	Punt
6	J20	14	80	6:30	TOUCHDOWN
7	J18	5	82	1:53	TOUCHDOWN
8	J39	10	42	3:51	FIELD GOAL
9	J10	12	60	5:55	Downs
#10	J01	0	0	0:00	End of Game





TRAE #4
BARRY TE
 6-7 • 245 • SR.
 SUMMERDALE, ALA.
 SPANISH FORT HS

- 2020 PRESEASON ALL-AMERICAN
- 2020 PRESEASON ALL-OVC
- 2018 ALL-OVC FIRST TEAM
- 2017 FRESHMAN ALL-AMERICAN
- 2017 OVC SECOND TEAM

2020: Returned to action against Florida State with four catches for 52 yards, including a 29 yard catch in the opening contest... passed Butch Barker for second all-time in receiving yards by a tight end in school history... finished the Mercer contest with a team-high 84 receiving yards... turned in his second 100-plus yards receiving game of his career with 104 yards on five catches at North Alabama.

BARRY'S CAREER STATS

REC	G	REC	YDS	TD	LG	REC/G	AVG/C	AVG/G
2017	11	10	243	3	80	0.9	24.3	22.1
2018	12	32	503	1	44	2.7	15.7	41.9
2019	5	25	330	1	48	5.0	13.2	66.0
2020	3	13	240	0	40	4.3	18.5	80.0
TOTALS	31	80	1316	5	80	2.6	16.5	42.5

BARRY'S CAREER HIGH GAME STATS

	NO.	OPPONENT	DATE
Receptions	10	at Southeastern Louisiana	8/29/19
Receiving Yards	151	vs. Chattanooga	9/7/19
Receiving TDs	1	5x; last vs. Chattanooga	9/7/19
Long Play	80	vs. Liberty	9/23/17

BARRY'S 2020 GAME-BY-GAME

DATE	OPPONENT	REC	YDS	LNG	AVG	TD
10/3/20	at Florida State	4	52	29	13.0	0
10/10/20	Mercer	4	84	38	21.0	0
10/17/20	at North Alabama	5	104	40	20.8	0
10/23/20	at Florida International	-	-	-	-	-

BARRY'S 2019 GAME-BY-GAME

DATE	OPPONENT	REC	YDS	LNG	AVG	TD
8/29/19	@SE Louisiana	10	83	17	8.3	0
9/7/19	Chattanooga	6	151	48	25.2	1
9/14/19	Eastern Washington	1	19	19	19.0	0
9/21/19	North Alabama	6	67	7	11.2	0
9/28/19	@Austin Peay	2	10	6	5.0	0
10/5/19	Tennessee State	- DNP -	-	-	-	-
10/12/19	@Eastern Illinois	- DNP -	-	-	-	-
10/19/19	Southeast Missouri	- DNP -	-	-	-	-
10/26/19	Murray State	- DNP -	-	-	-	-
11/2/19	@UT Martin	- DNP -	-	-	-	-
11/9/19	@Tennessee Tech	- DNP -	-	-	-	-
11/23/19	Eastern Kentucky	- DNP -	-	-	-	-

BARRY'S 2018 GAME-BY-GAME

DATE	OPPONENT	REC	YDS	LNG	AVG	TD
8/25/18	vs. North Carolina A&T	5	42	11	8.4	0
9/8/18	Mississippi Valley State	- DNP -	-	-	-	-
9/22/18	Tennessee Tech	0	0	0	0.0	0
9/29/18	Austin Peay	2	29	17	14.5	0
10/6/18	at Eastern Kentucky	0	0	0	0.0	0
10/13/18	Eastern Illinois	1	44	44	44.0	1
10/20/18	at Southeast Missouri	6	90	24	15.0	0
10/27/18	at Murray State	3	48	22	16.0	0
11/3/18	UT Martin	4	33	14	8.3	0
11/10/18	at Tennessee State	0	0	0	0.0	0
11/17/18	at Kennesaw State	5	115	39	23.0	0
11/24/18	East Tennessee State	0	0	0	0.0	0
12/1/18	at Maine	6	102	34	17.0	0

BARRY'S 2017 GAME-BY-GAME

DATE	OPPONENT	REC	YDS	LNG	AVG	TD
8/26/17	vs. Chattanooga	1	4	4	4.0	0
9/9/17	@Georgia Tech	0	0	0	0.0	0
9/23/17	Liberty	1	80	80	80.0	1
9/30/17	@Tennessee Tech	0	0	0	0.0	0
10/7/17	@Austin Peay	2	26	20	13.0	1
10/14/17	Eastern Kentucky	- DNP -	-	-	-	-
10/21/17	@Eastern Illinois	2	31	19	15.5	0
10/28/17	Southeast Missouri	1	65	65	65.0	1
11/4/17	Murray State	0	0	0	0.0	0
11/11/16	@UT Martin	2	34	22	17.0	0
11/16/17	Tennessee State	0	0	00	0.0	0
12/2/17	Kennesaw State	1	3	3	3.0	0



TRE #25
BENDOLPH CB
 5-9 • 175 • R-JR.
 MOBILE, ALA.
 MCGILL-TOOLEN HS

2020: Did not see action against Florida State...played in the Mercer game...missed the North Alabama game.

BENDOLPH'S CAREER STATS

TACKLES	G	UA	A	TOTAL	TFL	YDS	PD	FF	FR
2018	1	0	1	1	0	0	0	0	0
2019	8	3	3	6	0	0	1	0	0
2020	1	0	0	0	0	0	0	0	0
TOTAL	10	3	4	7	0	0	1	0	0

BENDOLPH'S CAREER HIGH GAME STATS

	NO.	OPPONENT	DATE
Tackles	3	vs. North Alabama	9/21/19
Tackles for loss	-	-	-
PB	1	vs. Eastern Washington	9/14/19

BENDOLPH'S 2020 GAME-BY-GAME

DATE	OPPONENT	UT	AT	TT	TFL-YDS	SCKS-YDS	INT-YDS	BRK
10/3/20	at Florida State	- DNP -	-	-	-	-	-	-
10/10/20	Mercer	0	0	0	0-0	0-0	0-0	0
10/17/20	at North Alabam	- DNP -	-	-	-	-	-	-
10/23/20	at FIU	-	-	-	-	-	-	-

BENDOLPH'S 2019 GAME-BY-GAME

DATE	OPPONENT	UT	AT	TT	TFL-YDS	SCKS-YDS	INT-YDS	BRK
8/24/19	@SE Louisiana	1	0	1	0-0	0-0	0-0	0
9/7/19	Chattanooga	0	0	0	0-0	0-0	0-0	0
9/14/19	Eastern Washington	0	1	1	0-0	0-0	0-0	1
9/21/19	North Alabama	2	1	3	0-0	0-0	0-0	0
9/28/19	@Austin Peay	- DNP -	-	-	-	-	-	-
10/5/19	Tennessee State	- DNP -	-	-	-	-	-	-
10/12/19	@Eastern Illinois	- DNP -	-	-	-	-	-	-
10/19/19	Southeast Missouri	0	0	0	0-0	0-0	0-0	0
10/26/19	Murray State	- DNP -	-	-	-	-	-	-
11/2/19	@UT Martin	0	1	1	0-0	0-0	0-0	0
11/9/19	@Tennessee Tech	0	0	0	0-0	0-0	0-0	0
11/23/19	Eastern Kentucky	0	0	0	0-0	0-0	0-0	0

BENDOLPH'S 2018 GAME-BY-GAME

DATE	OPPONENT	UT	AT	TT	TFL-YDS	SCKS-YDS	INT-YDS	BRK
8/25/18	vs. N.C. A&T	- DNP -	-	-	-	-	-	-
9/8/18	Miss. Valley State	- DNP -	-	-	-	-	-	-
9/22/18	Tennessee Tech	- DNP -	-	-	-	-	-	-
9/29/18	Austin Peay	- DNP -	-	-	-	-	-	-
10/6/18	at Eastern Kentucky	- DNP -	-	-	-	-	-	-
10/13/18	Eastern Illinois	- DNP -	-	-	-	-	-	-
10/20/18	at Southeast Missouri	- DNP -	-	-	-	-	-	-
10/27/18	at Murray State	0	1	0	0-0	0-0	0-0	0
11/3/18	UT Martin	- DNP -	-	-	-	-	-	-
11/10/18	at Tennessee State	- DNP -	-	-	-	-	-	-
11/17/18	at Kennesaw State	- DNP -	-	-	-	-	-	-
11/24/18	East Tennessee St.	- DNP -	-	-	-	-	-	-
12/1/18	at Maine	- DNP -	-	-	-	-	-	-



MARKAIL BENTON #8
LB
 6-2 • 235 • R-JR.
 PHENIX CITY, ALA.
 CENTRAL HS/ALABAMA

2020: Made his Gamecock debut with five tackles against Florida State...turned in nine tackles in the Mercer contest...also recovered a Bears' fumble on special teams...made two stops at North Alabama.

BENTON'S CAREER STATS									
TACKLES	G	UA	A	TOTAL	TFL	YDS	PD	FF	FR
2020	3	4	12	16	0	0	0	0	1
TOTAL	3	4	12	16	0	0	0	0	1

BENTON'S CAREER HIGH GAME STATS			
NO.	OPPONENT	DATE	
9	vs. Mercer	10/10/20	
-	-	-	
1	vs. Mercer	10/10/20	

BENTON'S 2020 GAME-BY-GAME								
DATE	OPPONENT	UT	AT	TT	TFL-YDS	SCKS-YDS	INT-YDS	BRK
10/3/20	at Florida State	2	3	5	0-0	0-0	0-0	0
10/10/20	Mercer	1	8	9	0-0	0-0	0-0	0
10/17/20	at North Alabam	1	1	2	0-0	0-0	0-0	0
10/23/20	at FIU	-	-	-	-	-	-	-



QUAN CHARLESTON #19
WR
 6-0 • 198 • R-JR.
 LINDEN, ALA.
 LINDEN HS

2020: Collected a pair of catches for 10 yards against Florida State...saw action versus Mercer...turned in his first career touchdown catch with a 14-yard grab at North Alabama.

CHARLESTON'S CAREER STATS								
REC	G	REC	YDS	TD	LG	REC/G	AVG/C	AVG/G
2019	9	3	19	0	10	0.4	6.3	2.4
2020	3	3	24	1	14	1.0	8.0	8.0
TOTALS	12	6	43	1	14	0.5	7.2	3.6

CHARLESTON'S CAREER STATS									
TACKLES	G	UA	A	TOTAL	TFL	YDS	PD	FF	FR
2018	4	0	2	2	0	0	0	0	0
TOTAL	4	0	2	2	0	0	0	0	0

CHARLESTON'S CAREER HIGH GAME STATS			
NO.	OPPONENT	DATE	
2	at Florida State	10/3/20	
14	at North Alabama	10/17/20	
1	at North Alabama	10/17/20	
14	at North Alabama	10/17/20	

CHARLESTON'S 2020 GAME-BY-GAME						
DATE	OPPONENT	REC	YDS	LNG	AVG	TD
10/3/20	at Florida State	2	10	5	5.0	0
10/10/20	Mercer	0	0	0	0.0	0
10/17/20	at North Alabama	1	14	14	14.0	1
10/23/20	at FIU	-	-	-	-	-

CHARLESTON'S 2019 GAME-BY-GAME

DATE	OPPONENT	REC	YDS	LNG	AVG	TD
8/29/19	@SE Louisiana	1	10	10	10.0	0
9/7/19	Chattanooga	- DNP -				
9/14/19	Eastern Washington	- DNP -				
9/21/19	North Alabama	0	0	0	0.0	0
9/28/19	@Austin Peay	1	6	6	6.0	0
10/5/19	Tennessee State	0	0	0	0.0	0
10/12/19	@Eastern Illinois	0	0	0	0.0	0
10/19/19	Southeast Missouri	1	3	3	3.0	0
10/26/19	Murray State	0	0	0	0.0	0
11/2/19	@UT Martin	0	0	0	0.0	0
11/9/19	@Tennessee Tech	- DNP -				
11/23/19	Eastern Kentucky	- DNP -				

CHARLESTON'S 2018 GAME-BY-GAME

DATE	OPPONENT	UT	AT	TT	TFL-YDS	SCKS-YDS	INT-YDS	BRK
8/25/18	vs. N.C. A&T	- DNP -						
9/8/18	Miss. Valley State	0	0	0	0-0	0-0	0-0	0
9/22/18	Tennessee Tech	- DNP -						
9/29/18	Austin Peay	- DNP -						
10/6/18	at Eastern Kentucky	- DNP -						
10/13/18	Eastern Illinois	- DNP -						
10/20/18	at Southeast Missouri	- DNP -						
10/27/18	at Murray State	- DNP -						
11/3/18	UT Martin	0	1	1	0-0	0-0	0-0	0
11/10/18	at Tennessee State	0	1	0	0-0	0-0	0-0	0
11/17/18	at Kennesaw State	- DNP -						
11/24/18	East Tennessee St.	0	0	0	0-0	0-0	0-0	0
12/1/18	at Maine	- DNP -						



MARSHALL CLARK #19
LB
 6-0 • 210 • R-SO.
 MUNFORD, ALA.
 MUNFORD HS

2020: Posted three tackles in the season-opening contest at Florida State...finished with a career-high seven tackles versus Mercer...also had an interception against the Bears...turned in three tackles, including a stop for a loss at North Alabama.


CLARK'S CAREER STATS									
TACKLES	G	UA	A	TOTAL	TFL	YDS	PD	FF	FR
2018	4	0	1	1	0	0	0	0	0
2019	11	11	15	26	1.5	9	0	0	1
2020	3	2	11	13	0.5	1	0	0	0
TOTAL	18	13	27	40	2.0	10	0	0	1

CLARK'S CAREER HIGH GAME STATS			
NO.	OPPONENT	DATE	
7	vs. Mercer	10/10/20	
1.0	vs. Tennessee State	10/5/19	
1	vs. Chattanooga	9/7/19	
1	vs. Mercer	10/10/20	

CLARK'S 2020 GAME-BY-GAME								
DATE	OPPONENT	UT	AT	TT	TFL-YDS	SCKS-YDS	INT-YDS	BRK
10/3/20	at Florida State	1	2	3	0-0	0-0	0-0	0
10/10/20	Mercer	0	7	7	0-0	0-0	1-5	0
10/17/20	at North Alabama	1	2	3	0.5-1	0-0	0-0	0
10/23/20	at FIU	-	-	-	-	-	-	-

CLARK'S 2019 GAME-BY-GAME								
DATE	OPPONENT	UT	AT	TT	TFL-YDS	SCKS-YDS	INT-YDS	BRK
8/24/19	@SE Louisiana	0	0	0	0-0	0-0	0-0	0
9/7/19	Chattanooga	3	0	3	0-0	0-0	0-0	0
9/14/19	Eastern Washington	1	1	2	0-0	0-0	0-0	0
9/21/19	North Alabama	0	4	4	0.5-5	0-0	0-0	0
9/28/19	@Austin Peay	4	2	6	0-0	0-0	0-0	0
10/5/19	Tennessee State	1	3	4	1.0-4	0-0	0-0	0
10/12/19	@Eastern Illinois	0	0	0	0-0	0-0	0-0	0
10/19/19	Southeast Missouri	0	0	0	0-0	0-0	0-0	0
10/26/19	Murray State	- DNP -						
11/2/19	@UT Martin	0	1	1	0-0	0-0	0-0	0
11/9/19	@Tennessee Tech	0	1	1	0-0	0-0	0-0	0
11/23/19	Eastern Kentucky	0	1	1	0-0	0-0	0-0	0

CLARK'S 2018 GAME-BY-GAME								
DATE	OPPONENT	UT	AT	TT	TFL-YDS	SCKS-YDS	INT-YDS	BRK
8/25/18	vs. N.C. A&T	-	DNP	-				
9/8/18	Miss. Valley State	-	DNP	-				
9/22/18	Tennessee Tech	-	DNP	-				
9/29/18	Austin Peay	-	DNP	-				
10/6/18	at Eastern Kentucky	-	DNP	-				
10/13/18	Eastern Illinois	-	DNP	-				
10/20/18	at Southeast Missouri	-	DNP	-				
10/27/18	at Murray State	0	0	0	0-0	0-0	0-0	0
11/3/18	UT Martin	0	0	0	0-0	0-0	0-0	0
11/10/18	at Tennessee State	0	0	0	0-0	0-0	0-0	0
11/17/18	at Kennesaw State	-	DNP	-				
11/24/18	East Tennessee St.	-	DNP	-				
12/1/18	at Maine	0	1	0	0-0	0-0	0-0	0



DJ #2
COLEMAN DE
 6-6 • 245 • JR.
 ATLANTA, GA.
 SOUTH ATLANTA HS

- 2020 PRESEASON ALL-AMERICAN
- 2020 PRESEASON ALL-OVC
- 2019 ALL-OVC SECOND TEAM TEAM

2020: Turned in seven tackles, including a sack against Florida State...finished with five tackles, including a stop for a loss versus Mercer...also credited with a pass breakup and a QB hurry...matched his career high in tackles with nine stops at North Alabama.

COLEMAN'S CAREER STATS									
TACKLES	G	UA	A	TOTAL	TFL	YDS	PD	FF	FR
2018	11	7	4	11	2.5	4	0	0	0
2019	12	24	35	59	10.5	40	1	0	0
2020	3	10	11	21	4.5	18	1	0	0
TOTAL	26	45	50	91	17.5	62	2	0	0

COLEMAN'S CAREER HIGH GAME STATS			
	NO.	OPPONENT	DATE
Tackles	9	2x; last at North Alabama	10/17/20
Tackles for loss	2.5	at Murray State	10/17/20
Sacks	1.0	6x; last at North Alabama	10/17/20
FF	-	-	-
FR	1	vs. Chattanooga	9/7/19
PB	1	2x; last vs. Mercer	10/10/20
INT	-	-	-

COLEMAN'S 2020 GAME-BY-GAME								
DATE	OPPONENT	UT	AT	TT	TFL-YDS	SCKS-YDS	INT-YDS	BRK
10/3/20	at Florida State	2	5	7	1.0-9	1.0-9	0-0	0
10/10/20	Mercer	1	4	5	1.0-4	0-0	0-0	1
10/17/20	at North Alabama	4	5	9	2.5-5	1.0-3	0-0	0
10/23/20	at FIU	-	-	-	-	-	-	-

COLEMAN'S 2019 GAME-BY-GAME								
DATE	OPPONENT	UT	AT	TT	TFL-YDS	SCKS-YDS	INT-YDS	BRK
8/24/19	@SE Louisiana	0	3	3	0-0	0-0	0-0	0
9/7/19	Chattanooga	4	0	4	1.0-3	0-0	0-0	0
9/14/19	Eastern Washington	3	0	3	0-0	0-0	0-0	0
9/21/19	North Alabama	3	1	4	0.5-0	0-0	0-0	0
9/28/19	@Austin Peay	5	4	9	1.5-6	1.0-4	0-0	0
10/5/19	Tennessee State	2	2	4	1.0-2	1.0-2	0-0	0
10/12/19	@Eastern Illinois	2	2	4	1.0-8	1.0-8	0-0	1
10/19/19	Southeast Missouri	2	1	3	1.0-14	1.0-14	0-0	0
10/26/19	Murray State	5	2	7	1.5-5	0.5-2	0-0	0
11/2/19	@UT Martin	0	4	4	1.0-2	0.5-1	0-0	0
11/9/19	@Tennessee Tech	0	3	3	0-0	0-0	0-0	0
11/23/19	Eastern Kentucky	2	4	6	2.5-11	1.0-8	0-0	0

COLEMAN'S 2018 GAME-BY-GAME								
DATE	OPPONENT	UT	AT	TT	TFL-YDS	SCKS-YDS	INT-YDS	BRK
8/25/18	vs. N.C. A&T	0	1	1	0-0	0-0	0-0	0
9/8/18	Miss. Valley State	1	0	1	1.0-1	1.0-1	0-0	0
9/22/18	Tennessee Tech	0	1	1	0-0	0-0	0-0	0
9/29/18	Austin Peay	-	DNP	-				
10/6/18	at Eastern Kentucky	2	0	2	1.0-2	0-0	0-0	0
10/13/18	Eastern Illinois	0	0	0	0-0	0-0	0-0	0
10/20/18	at Southeast Missouri	2	0	2	0-0	0-0	0-0	0
10/27/18	at Murray State	1	0	1	0-0	0-0	0-0	0
11/3/18	UT Martin	1	0	1	0-0	0-0	0-0	0
11/10/18	at Tennessee State	0	1	1	0-0	0-0	0-0	0
11/17/18	at Kennesaw State	-	DNP	-				
11/24/18	East Tennessee St.	0	1	1	0-0	0-0	0-0	0
12/1/18	at Maine	0	0	0	0-0	0-0	0-0	0



ZERRICK #6
COOPER QB
 6-3 • 225 • R-SR.
 JONESBORO, GA.
 JONESBORO HS/CLEMSON

- 2020 PRESEASON ALL-AMERICAN
- 2020 PRESEASON ALL-OVC
- 2019 PRESEASON OVC OFFENSIVE PLAYER OF THE YEAR
- 2019 PRESEASON ALL-AMERICAN
- 2019 PRESEASON ALL-OVC
- 2018 ALL-AMERICAN
- 2018 ALL-OVC FIRST TEAM
- 2018 ALL-NEWCOMER TEAM
- OVC NEWCOMER OF THE WEEK (9/2/18)
- OVC NEWCOMER OF THE WEEK (9/30/18)
- OVC OFFENSIVE OF THE WEEK (9/30/18)
- OVC NEWCOMER OF THE WEEK (10/28/18)
- OVC OFFENSIVE OF THE WEEK (11/18/18)
- OVC NEWCOMER OF THE WEEK (11/18/18)
- OVC OFFENSIVE OF THE WEEK (9/8/19)
- OVC OFFENSIVE OF THE WEEK (9/15/19)
- OVC OFFENSIVE OF THE WEEK (10/6/19)

2020: With 232 passing yards against Florida State, he becomes the third Gamecock to ever pass for 7,000 career yards...rushed for a two-yard TD at FSU, giving him 12 rushing TDs in his career and 73rd overall TD...ended the Mercer game with 139 passing yards...also rushed for a pair of TDs. versus the Bears...his 14-yard touchdown pass to Quan Charleston late in the second quarter of the North Alabama game was his 61st career touchdown pass, tying Ed Lett (1979-82) for the school record...tallied 290 yards of total offense, moving him past Tony Romo (EIU) for 10th place on the Ohio Valley Conference's all-time total offense list with 8,210 career yards. He sits 131 yards behind ECU's T.J. Pryor for ninth.

COOPER'S CAREER STATS							
RUSHING	G	ATT	YDS	TD	LG	AVG/C	AVG/G
2018	13	109	366	6	26	4.0	18.0
2019	12	136	320	6	19	2.4	26.7
2020	3	30	89	5	16	3.0	29.7
TOTAL	28	275	775	17	26	2.8	27.7

COOPER'S CAREER STATS											
PASSING	G	ATT	CMP	INT	YDS	TD	LG	PCT	AVG/P	AVG/G	EFF.
2018	13	417	251	14	3416	32	75	60.2	13.2	262.8	147.6
2019	12	439	260	12	3093	28	67	59.2	13.2	283.7	139.9
2020	3	73	49	1	615	1	41	67.1	12.5	205.0	139.6
TOTAL	28	929	560	27	7435	61	75	60.3	13.3	265.5	144.1

COOPER'S CAREER HIGH GAME STATS			
	NO.	OPPONENT	DATE
Completions	40	at Southeastern Louisiana	8/29/19
Pass Attempts	52	2x; last at Southeastern Louisiana	8/29/19
Pass Yards	417	vs. Kennesaw State	11/17/18
Pass TD's	4	vs. Kennesaw State	11/17/18
Interceptions	3	2x; last at Austin Peay	9/28/19
Rush Attempts	18	vs. Eastern Washington	9/14/19
Rush Yards	88	vs. Eastern Washington	9/14/19
Rush TD's	2	3x; last at North Alabama	10/17/20
Long Pass Play	75	vs. Mississippi Valley State	9/8/18

COOPER'S 2020 GAME BY GAME STATISTICS

DATE	OPPONENT	PASSING			RUSHING			
		COMP-ATT-INT	YDS	TD	LG	NO.-YDS	TD	LG
10/3/20	at Florida State	22-30-1	232	0	41	9-14	1	7
10/10/20	Mercer	12-18-0	139	0	38	12-29	2	16
10/17/20	at North Alabama	15-25-1	244	1	40	9-46	2	10
10/23/20	at Florida International	-	-	-	-	-	-	-

COOPER'S 2019 GAME BY GAME STATISTICS

DATE	OPPONENT	PASSING			RUSHING			
		COMP-ATT-INT	YDS	TD	LG	NO.-YDS	TD	LG
8/24/19	@SE Louisiana	40-52-2	414	2	33	10-9	0	15
9/7/19	Chattanooga	20-26-1	344	2	48	11-30	2	18
9/14/19	Eastern Washington	14-31-1	249	3	52	18-88	1	19
9/21/19	North Alabama	19-31-0	266	3	67	8-13	0	13
9/28/19	@Austin Peay	27-50-3	301	3	31	7-25	1	10
10/5/19	Tennessee State	25-39-0	305	3	42	9-44	0	17
10/12/19	@Eastern Illinois	22-34-1	237	3	39	12-2	0	10
10/19/19	Southeast Missouri	23-52-1	347	2	53	13-25	1	18
10/26/19	Murray State	5-12-1	78	0	23	12-79	0	14
11/2/19	@UT Martin	16-36-1	240	1	61	11-19	1	13
11/9/19	@Tennessee Tech	28-41-1	312	3	66	11-26	0	9
11/23/19	Eastern Kentucky	21-35-0	311	3	40	17-44	0	14

COOPER'S 2018 GAME BY GAME STATISTICS

DATE	OPPONENT	PASSING			RUSHING			
		COMP-ATT-INT	YDS	TD	LG	NO.-YDS	TD	LG
8/25/18	North Carolina A&T	24-38-1	320	2	49	8-37	0	12
9/8/18	Mississippi Valley State	12-17-0	211	1	75	4-27	1	10
9/22/18	Tennessee Tech	14-24-0	190	2	50	5-18	0	9
9/29/18	Austin Peay	18-31-1	268	3	34	6-27	2	21
10/6/18	at Eastern Kentucky	12-21-1	147	2	27	3-1	0	5
10/13/18	Eastern Illinois	13-21-1	240	3	44	8-30	1	26
10/20/18	at Southeast Missouri	29-47-3	323	2	26	13-27	0	10
10/27/18	at Murray State	21-28-1	259	3	49	12-51	1	24
11/3/18	UT Martin	17-31-1	178	1	43	4-13	0	8
11/10/18	at Tennessee State	20-30-0	272	3	44	14-50	0	18
11/17/18	at Kennesaw State	32-52-2	417	4	43	11-6	0	7
11/24/18	East Tennessee State	20-32-2	226	3	42	6-37	0	33
12/1/18	at Maine	19-44-1	365	2	70	14-31	1	13



CHARLES CRAWFORD #4 SAF
5-9 • 190 • SR.
PRICHARD, ALA.
VIGOR HS

2020: Did not see action in the Florida State contest...missed the Mercer and North Alabama game.

CRAWFORD'S CAREER STATS

TACKLES	G	UA	A	TOTAL	TFL	YDS	PD	FF	FR
2017	8	5	4	9	1.0	9	1	0	0
2018	7	3	0	3	0-0	0	0	0	0
2019	12	17	7	24	0-0	0	1	1	0
2020	-	-	-	-	-	-	-	-	-
TOTAL	27	25	11	36	1.0	9	2	1	0

CRAWFORD'S CAREER HIGH GAME STATS

	NO.	OPPONENT	DATE
Tackles	13	at Tennessee Tech	11/9/19
Tackles for loss	1.0	vs. Southeast Missouri	10/28/17
Sacks	1.0	vs. Southeast Missouri	10/28/17
FF	1	at Tennessee Tech	11/9/19
PB	1	2x; last at Southeastern Louisiana	8/29/19
INT	1	vs. Murray State	11/4/17

CRAWFORD'S 2020 GAME-BY-GAME

DATE	OPPONENT	UT	AT	TT	TFL-YDS	SCKS-YDS	INT-YDS	BRK
10/3/20	at Florida State	-	DNP	-	-	-	-	-
10/10/20	Mercer	-	DNP	-	-	-	-	-
10/17/20	at North Alabama	-	DNP	-	-	-	-	-
10/23/20	at FIU	-	-	-	-	-	-	-

CRAWFORD'S 2019 GAME-BY-GAME

DATE	OPPONENT	UT	AT	TT	TFL-YDS	SCKS-YDS	INT-YDS	BRK
8/24/19	@SE Louisiana	0	0	0	0-0	0-0	0-0	1
9/7/19	Chattanooga	0	0	0	0-0	0-0	0-0	0
9/14/19	Eastern Washington	0	0	0	0-0	0-0	0-0	0
9/21/19	North Alabama	1	0	1	0-0	0-0	0-0	0
9/28/19	@Austin Peay	1	0	1	0-0	0-0	0-0	0
10/5/19	Tennessee State	0	0	0	0-0	0-0	0-0	0
10/12/19	@Eastern Illinois	0	0	0	0-0	0-0	0-0	0
10/19/19	Southeast Missouri	2	0	0	0-0	0-0	0-0	0
10/26/19	Murray State	0	0	0	0-0	0-0	0-0	0
11/2/19	@UT Martin	0	1	1	0-0	0-0	0-0	0
11/9/19	@Tennessee Tech	9	4	13	0-0	0-0	0-0	0
11/23/19	Eastern Kentucky	4	2	6	0-0	0-0	0-0	0

CRAWFORD'S 2018 GAME-BY-GAME

DATE	OPPONENT	UT	AT	TT	TFL-YDS	SCKS-YDS	INT-YDS	BRK
8/25/18	vs. N.C. A&T	2	0	2	0-0	0-0	0-0	0
9/8/18	Miss. Valley State	-	DNP	-	-	-	-	-
9/22/18	Tennessee Tech	-	DNP	-	-	-	-	-
9/29/18	Austin Peay	-	DNP	-	-	-	-	-
10/6/18	@ Eastern Kentucky	-	DNP	-	-	-	-	-
10/13/18	Eastern Illinois	-	DNP	-	-	-	-	-
10/20/18	@ Southeast Missouri	-	DNP	-	-	-	-	-
10/27/18	@ Murray State	1	0	1	0-0	0-0	0-0	0
11/3/18	UT Martin	0	0	0	0-0	0-0	0-0	0
11/10/18	@ Tennessee State	0	0	0	0-0	0-0	0-0	0
11/17/18	@ Kennesaw State	0	0	0	0-0	0-0	0-0	0
11/24/18	East Tennessee St.	-0	0	0	0-0	0-0	0-0	0
12/1/18	@Maine	0	0	0	0-0	0-0	0-0	0

CRAWFORD'S 2017 GAME-BY-GAME

DATE	OPPONENT	UT	AT	TT	TFL-YDS	SCKS-YDS	INT-YDS	BRK
8/26/17	vs. Chattanooga	-	DNP	-	-	-	-	-
9/9/17	@Georgia Tech	-	DNP	-	-	-	-	-
9/23/17	Liberty	0	0	0	0-0	0-0	0-0	1
9/30/17	@Tennessee Tech	-	DNP	-	-	-	-	-
10/7/17	@Austin Peay	1	0	1	0-0	0-0	0-0	0
10/14/17	Eastern Kentucky	0	2	2	0-0	0-0	0-0	0
10/21/17	@Eastern Illinois	-	DNP	-	-	-	-	-
10/28/17	Southeast Missouri	1	0	1	1.0-9	1.0-9	0-0	0
11/4/17	Murray State	2	1	3	0-0	0-0	1-55	0
11/11/17	@UT Martin	0	0	0	0-0	0-0	0-0	0
11/16/17	Tennessee State	1	1	2	0-0	0-0	0-0	0
12/2/17	Kennesaw State	0	0	0	0-0	0-0	0-0	0



AHMAD EDWARDS #9 WR
6-1 • 185 • R-SO.
ALABASTER, ALA.
THOMPSON HS

2020: Made one catch for 12 yards in the season opener at Florida State...posted a catch for four yards versus Mercer...did not play at North Alabama.

EDWARDS' CAREER STATS

REC	G	REC	YDS	TD	LG	REC/G	AVG/C	AVG/G
2018	4	2	24	0	20	2.0	12.0	6.0
2019	7	3	24	1	9	0.5	8.0	4.0
2020	1	1	12	0	12	1.0	12.0	12.0
TOTALS	12	6	60	1	20	0.5	10.0	4.6

EDWARDS' CAREER HIGH GAME STATS

	NO.	OPPONENT	DATE
Receptions	1	6x; last at Florida State	10/3/20
Receiving Yards	20	at Eastern Kentucky	10/5/18
Receiving TDs	1	vs. Southeast Missouri	10/19/19
Long Play	20	at Eastern Kentucky	10/5/18

EDWARDS' 2020 GAME-BY-GAME						
DATE	OPPONENT	REC	YDS	LNG	AVG	TD
10/3/20	at Florida State	1	12	12	12.0	0
10/10/20	Mercer	1	4	4	4.0	0
10/17/20	at North Alabama	- DNP -	-	-	-	-
10/23/20	at FIU	-	-	-	-	-

EDWARDS' 2019 GAME-BY-GAME						
DATE	OPPONENT	REC	YDS	LNG	AVG	TD
8/29/19	@SE Louisiana	1	8	8	8.0	0
9/7/19	Chattanooga	1	9	9	9.0	0
9/14/19	Eastern Washington	- DNP -	-	-	-	-
9/21/19	North Alabama	- DNP -	-	-	-	-
9/28/19	@Austin Peay	- DNP -	-	-	-	-
10/5/19	Tennessee State	0	0	0	0.0	0
10/12/19	@Eastern Illinois	0	0	0	0.0	0
10/19/19	Southeast Missouri	1	7	7	7.0	1
10/26/19	Murray State	0	0	0	0.0	0
11/2/19	@UT Martin	- DNP -	-	-	-	-
11/9/19	@Tennessee Tech	0	0	0	0.0	0
11/23/19	Eastern Kentucky	- DNP -	-	-	-	-

EDWARDS' 2018 GAME-BY-GAME						
DATE	OPPONENT	REC	YDS	LNG	AVG	TD
8/25/18	vs. North Carolina A&T	- DNP -	-	-	-	-
9/8/18	Mississippi Valley State	1	4	4	4.0	-
9/22/18	Tennessee Tech	- DNP -	-	-	-	-
9/29/18	Austin Peay	0	0	0	0.0	0
10/6/18	at Eastern Kentucky	1	20	20	20.0	0
10/13/18	Eastern Illinois	0	0	0	0.0	0
10/20/18	at Southeast Missouri	- DNP -	-	-	-	-
10/27/18	at Murray State	0	0	0	0.0	0
11/3/18	UT Martin	- DNP -	-	-	-	-
11/10/18	at Tennessee State	- DNP -	-	-	-	-
11/17/18	at Kennesaw State	- DNP -	-	-	-	-
11/24/18	East Tennessee State	- DNP -	-	-	-	-
12/1/18	at Maine	- DNP -	-	-	-	-

FEASTER'S 2019 GAME-BY-GAME								
DATE	OPPONENT	UT	AT	TT	TFL-YDS	SCKS-YDS	INT-YDS	BRK
8/24/19	@SE Louisiana	2	1	3	0.5-1	0-0	0-0	0
9/7/19	Chattanooga	1	0	1	0-0	0-0	0-0	0
9/14/19	Eastern Washington	4	0	4	0-0	0-0	0-0	0
9/21/19	North Alabama	2	2	4	0-0	0-0	0-0	0
9/28/19	@Austin Peay	2	2	4	0-0	0-0	0-0	1
10/5/19	Tennessee State	3	1	4	0-0	0-0	0-0	1
10/12/19	@Eastern Illinois	3	1	4	0-0	0-0	0-0	1
10/19/19	Southeast Missouri	2	0	2	0-0	0-0	0-0	0
10/26/19	Murray State	3	0	3	0-0	0-0	0-0	2
11/2/19	@UT Martin	4	0	4	0-0	0-0	0-0	0
11/9/19	@Tennessee Tech	2	1	3	0-0	0-0	0-0	1
11/23/19	Eastern Kentucky	2	2	4	0.5-3	0-0	0-0	1

FEASTER'S 2018 GAME-BY-GAME								
DATE	OPPONENT	UT	AT	TT	TFL-YDS	SCKS-YDS	INT-YDS	BRK
8/25/18	vs. N.C. A&T	1	0	1	0-0	0-0	0-0	0
9/8/18	Miss. Valley State	1	1	1	0-0	0-0	0-0	1
9/22/18	Tennessee Tech	0	0	0	0-0	0-0	0-0	0
9/29/18	Austin Peay	1	0	1	0-0	0-0	0-0	0
10/6/18	@ Eastern Kentucky	3	0	3	0-0	0-0	0-0	0
10/13/18	Eastern Illinois	6	0	6	0-0	0-0	0-0	2
10/20/18	@ Southeast Missouri	0	1	1	0-0	0-0	0-0	0
10/27/18	@ Murray State	2	0	2	0-0	0-0	0-0	3
11/3/18	UT Martin	1	0	1	0-0	0-0	0-0	0
11/10/18	@ Tennessee State	0	0	0	0-0	0-0	0-0	1
11/17/18	@ Kennesaw State	3	1	4	1.5-3	0-0	1-0	0
11/24/18	East Tennessee St.	0	1	1	0-0	0-0	0-0	0
12/1/18	@Maine	3	3	6	1.0-3	0-0	0-0	2



MALIK #18
FEASTER CB
 6-0 • 185 • JR.
 TOCCOA, GA.
 STEPHENS COUNTY HS

2020: Finished with three tackles at Florida State...turned in a pair of tackles versus Mercer...made one stop at North Alabama.

FEASTER'S CAREER STATS									
TACKLES	G	UA	A	TOTAL	TFL	YDS	PD	FF	FR
2018	13	21	7	28	2.5	6	9	0	1
2019	12	30	10	40	1.0	4	8	0	0
2020	3	1	5	6	0.5	0	0	0	0
TOTAL	28	52	22	74	4.0	10	17	0	1

FEASTER'S CAREER HIGH GAME STATS			
	NO.	OPPONENT	DATE
Tackles	6	2x; last at Mainie	12/1/18
Tackles for loss	1.5	at Kennesaw State	11/17/18
Sacks	-	-	-
FF	-	-	-
FR	1	vs. UT Martin	11/3/18
PB	3	at Murray State	10/27/18
INT	1	at Kennesaw State	11/17/18

FEASTER'S 2020 GAME-BY-GAME								
DATE	OPPONENT	UT	AT	TT	TFL-YDS	SCKS-YDS	INT-YDS	BRK
10/3/20	at Florida State	1	2	3	0-0	0-0	0-0	0
10/10/20	Mercer	1	1	2	0.5-0	0-0	0-0	0
10/17/20	at North Alabama	0	1	1	0-0	0-0	0-0	0
10/23/20	at FIU	-	-	-	-	-	-	-



KOLBI #23

FUQUA SAF

6-3 • 212 • R-SO.

CORDOVA, ALA.

CORDOVA HS/AUBURN

2020: Started his Gamecock career in impressive fashion with an interception return for a TD in the Florida State game...its the first JSU pick six since Marlon Bridges' 67-yard return against Eastern Washington on Sept. 14, 2019...finished with six tackles and a pass break up...tallied 10 tackles, including a stop for a loss versus Mercer...also forced a Bear fumble...collected five tackles at North Alabama.

FUQUA'S CAREER STATS

TACKLES	G	UA	A	TOTAL	TFL	YDS	PD	FF	FR
2020	3	7	14	21	0.5	1	0	1	0
TOTAL	3	7	14	21	0.5	1	0	1	0

FUQUA'S CAREER HIGH GAME STATS

	NO.	OPPONENT	DATE
Tackles	10	vs. Mercer	10/10/20
Tackles for loss	0.5	vs. Mercer	10/10/20
Sacks	-	-	-
FF	1	vs. Mercer	10/10/20
FR	-	-	-
PB	1	at Florida State	10/3/20
INT	1	at Florida State	10/3/20

FUQUA'S 2020 GAME-BY-GAME

DATE	OPPONENT	UT	AT	TT	TFL-YDS	SCKS-YDS	INT-YDS	BRK
10/3/20	at Florida State	3	3	6	0-0	0-0	1-13	1
10/10/20	Mercer	3	7	10	0.5-1	0-0	0-0	0
10/17/20	at North Alabama	1	4	5	0-0	0-0	0-0	0
10/23/20	at FIU	-	-	-	-	-	-	-



RYAN #20

GILMARTIN LB

6-1 • 230 • R-SR.

WEDDINGTON, N.C.

CHARLOTTE CHRISTIAN HS/UCONN

2020: Made his Gamecock debut at Florida State...missed the Mercer and North Alabama game.

GILMARTIN'S CAREER STATS

TACKLES	G	UA	A	TOTAL	TFL	YDS	PD	FF	FR
2020	1	0	0	0	0	0	0	0	0
TOTAL	1	0	0	0	0	0	0	0	0

GILMARTIN'S CAREER HIGH GAME STATS

	NO.	OPPONENT	DATE
Tackles	-	-	-
Tackles for loss	-	-	-
Sacks	-	-	-
FF	-	-	-
FR	-	-	-
PB	-	-	-
INT	-	-	-

GILMARTIN'S 2020 GAME-BY-GAME

DATE	OPPONENT	UT	AT	TT	TFL-YDS	SCKS-YDS	INT-YDS	BRK
10/3/20	at Florida State	0	0	0	0-0	0-0	0-0	0
10/10/20	Mercer	-	-	-	-	-	-	-
10/17/20	at North Alabama	-	-	-	-	-	-	-
10/23/20	at FIU	-	-	-	-	-	-	-



YUL #7

GOWDY CB

5-9 • 178 • R-JR.

BIRMINGHAM, ALA.

MINOR HS

- 2020 PRESEASON ALL-OVC
- 2018 ALL-OVC NEWCOMER TEAM
- 2018 FRESHMAN ALL-AMERICAN

2020: Finished with seven tackles in the season opener at Florida State...made four stops versus Mercer...turned in a 40-yard kick off return against the Bears...recorded four tackles at North Alabama.

GOWDY'S CAREER STATS

KICKOFF RET.	NO.	YDS	AVG.	TD	LG.
2018	10	161	16.1	0	34
2019	20	390	19.5	0	54
2020	2	53	26.5	0	40
TOTALS	31	646	19.0	0	54

GOWDY'S CAREER STATS

TACKLES	G	UA	A	TOTAL	TFL	YDS	PD	FF	FR
2017	1	0	2	2	0-0	0	0	0	0
2018	14	31	10	41	1.0	2	8	0	0
2019	12	36	10	46	4.0	26	4	0	0
2020	3	10	45	15	0-0	0	0	0	0
TOTAL	29	77	27	105	5.0	28	12	0	0

GOWDY'S CAREER HIGH GAME STATS

	NO.	OPPONENT	DATE
Tackles	10	vs. Murray State	10/26/19
Tackles for loss	1.0	5x; last vs. Murray State	10/26/19
Sacks	-	-	-
FF	-	-	-
PB	3	2x; last at Maine	12/1/18
INT	1	2x; last vs. Eastern Washington	9/14/19
Long KO Return	34	vs. North Carolina A&T	8/25/18

GOWDY'S 2020 GAME-BY-GAME

DATE	OPPONENT	UT	AT	TT	TFL-YDS	SCKS-YDS	INT-YDS	BRK
10/3/20	at Florida State	2	5	7	0-0	0-0	0-0	0
10/10/20	Mercer	2	2	4	0-0	0-0	0-0	0
10/17/20	at North Alabama	1	4	5	0-0	0-0	0-0	0
10/23/20	at FIU	-	-	-	-	-	-	-

GOWDY'S 2020 GAME-BY-GAME

DATE	OPPONENT	KO	YDS	TD	LG	AP
10/3/20	at Florida State	0	0	0	0	0
10/10/20	Mercer	1	40	0	40	0
10/17/20	at North Alabama	1	13	0	13	13
10/23/20	at Florida International	-	-	-	-	-

GOWDY'S 2019 GAME-BY-GAME

DATE	OPPONENT	UT	AT	TT	TFL-YDS	SCKS-YDS	INT-YDS	BRK
8/24/19	@SE Louisiana	0	2	2	0-0	0-0	0-0	0
9/7/19	Chattanooga	7	0	7	0-0	0-0	0-0	1
9/14/19	Eastern Washington	3	2	5	1.0-3	0-0	1-0	1
9/21/19	North Alabama	2	0	2	1.0-12	0-0	0-0	0
9/28/19	@Austin Peay	0	0	0	0-0	0-0	0-0	0
10/5/19	Tennessee State	3	1	4	0-0	0-0	0-0	0
10/12/19	@Eastern Illinois	3	0	3	0-0	0-0	0-0	0
10/19/19	Southeast Missouri	2	0	2	1.0-6	0-0	0-0	0
10/26/19	Murray State	8	2	10	1.0-5	0-0	0-0	1
11/2/19	@UT Martin	1	0	1	0-0	0-0	0-0	1
11/9/19	@Tennessee Tech	2	1	3	0-0	0-0	0-0	0
11/23/19	Eastern Kentucky	4	2	6	0-0	0-0	0-0	0

GOWDY'S 2019 GAME-BY-GAME

DATE	OPPONENT	KO	YDS	TD	LG	AP
8/24/19	@SE Louisiana	6	113	0	31	113
9/7/19	Chattanooga	1	18	0	18	18
9/14/19	Eastern Washington	4	81	0	23	81
9/21/19	North Alabama	1	13	0	13	13
9/28/19	@Austin Peay	2	15	0	15	15
10/5/19	Tennessee State	1	54	0	54	54
10/12/19	@Eastern Illinois	3	30	0	16	16
10/19/19	Southeast Missouri	3	49	0	21	49
10/26/19	Murray State	0	0	0	0	0
11/2/19	@UT Martin	1	30	0	30	30
11/9/19	@Tennessee Tech	0	0	0	0	0
11/23/19	Eastern Kentucky	-	-	-	-	-

GOWDY'S 2018 GAME-BY-GAME								
DATE	OPPONENT	UT	AT	TT	TFL-YDS	SCKS-YDS	INT-YDS	BRK
8/25/18	vs. N.C. A&T	1	1	2	0-0	0-0	0-0	2
9/8/18	Miss. Valley State	1	0	1	0-0	0-0	0-0	0
9/22/18	Tennessee Tech	2	0	0	0-0	0-0	0-0	0
9/29/18	Austin Peay	3	0	3	0-0	0-0	0-0	0
10/6/18	at Eastern Kentucky	2	0	2	0-0	0-0	0-0	2
10/13/18	Eastern Illinois	8	1	9	0-0	0-0	0-0	1
10/20/18	at Southeast Missouri	3	1	4	0-0	0-0	0-0	0
10/27/18	at Murray State	2	1	3	0-0	0-0	0-0	0
11/3/18	UT Martin	3	1	4	1.0-2	0-0	0-0	0
11/10/18	at Tennessee State	0	2	2	0-0	0-0	1-15	0
11/17/18	at Kennesaw State	0	0	0	0-0	0-0	0-0	0
11/24/18	East Tennessee St.	5	1	6	0-0	0-0	0-0	3
12/1/18	at Maine	1	2	3	0-0	0-0	0-0	3

GOWDY'S 2018 GAME-BY-GAME						
DATE	OPPONENT	KO	YDS	TD	LG	AP
8/25/18	vs. North Carolina A&T	2	36	0	34	36
9/8/18	Mississippi Valley State	-	-	-	-	-
9/22/18	Tennessee Tech	-	-	-	-	-
9/29/18	Austin Peay	-	-	-	-	-
10/6/18	@Eastern Kentucky	-	-	-	-	-
10/13/18	Eastern Illinois	-	-	-	-	-
10/20/18	@Southeast Missouri	-	-	-	-	-
10/27/18	@Murray State	-	-	-	-	-
11/3/18	UT Martin	-	-	-	-	-
11/10/18	@Tennessee State	-	-	-	-	-
11/17/18	@Kennesaw State	-	-	-	-	-

GOWDY'S 2017 GAME-BY-GAME								
DATE	OPPONENT	UT	AT	TT	TFL-YDS	SCKS-YDS	INT-YDS	BRK
8/26/17	vs. Chattanooga	-	DNP	-	-	-	-	-
9/9/17	@Georgia Tech	-	DNP	-	-	-	-	-
9/23/17	Liberty	0	2	2	0-0	0-0	0-0	0
9/30/17	@Tennessee Tech	-	DNP	-	-	-	-	-
10/7/17	@Austin Peay	-	DNP	-	-	-	-	-
10/14/17	Eastern Kentucky	-	DNP	-	-	-	-	-
10/21/17	@Eastern Illinois	-	DNP	-	-	-	-	-
10/28/17	Southeast Missouri	-	DNP	-	-	-	-	-
11/4/17	Murray State	-	DNP	-	-	-	-	-
11/11/17	@UT Martin	-	DNP	-	-	-	-	-
11/16/17	Tennessee State	-	DNP	-	-	-	-	-
12/2/17	Kennesaw State	-	DNP	-	-	-	-	-



LALETIA HALE, JR. #16
LB
6-0 • 210 • R-FR.
MONTGOMERY, ALA.
CARVER HS

2020: Posted one tackle in the season opener at Florida State...made one stop versus Mercer...missed the North Alabama game.

HALE'S CAREER STATS									
TACKLES	G	UA	A	TOTAL	TFL	YDS	PD	FF	FR
2019	4	2	3	5	0	0	0	0	0
2020	2	0	2	2	0	0	0	0	0
TOTAL	6	2	5	7	0	0	0	0	0

HALE'S CAREER HIGH GAME STATS			
NO.	OPPONENT	DATE	
Tackles	2	2x; last vs. Eastern Kentucky	11/23/19
Tackles for loss	-	-	-
Sacks	-	-	-
FF	-	-	-
FR	-	-	-
PB	-	-	-2
INT	-	-	-

HALE'S 2020 GAME-BY-GAME								
DATE	OPPONENT	UT	AT	TT	TFL-YDS	SCKS-YDS	INT-YDS	BRK
10/3/20	at Florida State	0	1	1	0-0	0-0	0-0	0
10/10/20	Mercer	0	1	1	0-0	0-0	0-0	0
10/17/20	at North Alabama	-	DNP	-	-	-	-	-
10/23/20	at FIU	-	-	-	-	-	-	-

HALE'S 2019 GAME-BY-GAME								
DATE	OPPONENT	UT	AT	TT	TFL-YDS	SCKS-YDS	INT-YDS	BRK
8/24/19	@SE Louisiana	-	DNP	-	-	-	-	-
9/7/19	Chattanooga	-	DNP	-	-	-	-	-
9/14/19	Eastern Washington	-	DNP	-	-	-	-	-
9/21/19	North Alabama	-	DNP	-	-	-	-	-
9/28/19	@Austin Peay	0	1	0	0-0	0-0	0-0	0
10/5/19	Tennessee State	-	DNP	-	-	-	-	-
10/12/19	@Eastern Illinois	-	DNP	-	-	-	-	-
10/19/19	Southeast Missouri	0	0	0	0-0	0-0	0-0	0
10/26/19	Murray State	-	DNP	-	-	-	-	-
11/2/19	@UT Martin	1	1	2	0-0	0-0	0-0	0
11/9/19	@Tennessee Tech	-	DNP	-	-	-	-	-
11/23/19	Eastern Kentucky	1	1	2	0-0	0-0	0-0	0



NICARIO HARPER #1
6-1 • 180 • R-SO.
ATLANTA, GA.
CARVER HS/SOUTHERN MISS

2020: Made his Jax State debut with a team-best eight tackles against Florida State... returned a fumble recovery 64 yards for a touchdown in the fourth quarter against Mercer for JSU's first fumble return for a score since Robert Gray did so against Samford on Nov. 30, 2013...finished with six tackles versus the Bears...collected seven tackles and posted an interception at North Alabama.

HARPER'S CAREER STATS									
TACKLES	G	UA	A	TOTAL	TFL	YDS	PD	FF	FR
2020	3	7	14	21	0	0	0	0	1
TOTAL	3	7	14	21	0	0	0	0	1

HARPER'S CAREER HIGH GAME STATS			
NO.	OPPONENT	DATE	
Tackles	8	at Florida State	10/3/20
Tackles for loss	-	-	-
Sacks	-	-	-
FF	-	-	-
FR	1	vs. Mercer	10/10/20
PB	-	-	-
INT	1	at North Alabama	10/17/20

HARPER'S 2020 GAME-BY-GAME								
DATE	OPPONENT	UT	AT	TT	TFL-YDS	SCKS-YDS	INT-YDS	BRK
10/3/20	at Florida State	2	6	8	0-0	0-0	0-0	0
10/10/20	Mercer	0	6	6	0-0	0-0	0-0	0
10/17/20	at North Alabama	5	2	7	0-0	0-0	1-0	0
10/23/20	at FIU	-	-	-	-	-	-	-



JEREMIAH #14
HARRIS SAF

5-10 • 180 • R-JR.
SHORTERVILLE, ALA.
ABBEVILLE HS

2020: Turned in a career-high seven tackles in the season opener at Florida State...did not play against Mercer and at North Alabama.

HARRIS' CAREER STATS									
TACKLES	G	UA	A	TOTAL	TFL	YDS	PD	FF	FR
2018	12	14	7	21	0-0	0	0	0	0
2019	11	29	9	35	1.0	5	0	0	0
2020	1	5	2	7	0.0	0	0	0	0
TOTAL	24	48	18	63	1.0	5	0	0	0

HARRIS' CAREER HIGH GAME STATS			
NO.	OPPONENT	DATE	
Tackles	7	at Florida State	10/3/20
Tackles for loss	1.0	vs. Eastern Washington	9/14/19
Sacks	-	-	-
FF	-	-	-
PB	-	-	-
INT	1	vs. Murray State	10/26/19

HARRIS' 2020 GAME-BY-GAME								
DATE	OPPONENT	UT	AT	TT	TFL-YDS	SCKS-YDS	INT-YDS	BRK
10/3/20	at Florida State	2	5	7	0-0	0-0	0-0	0
10/10/20	Mercer	-	DNP	-	-	-	-	-
10/17/20	at North Alabama	-	DNP	-	-	-	-	-
10/23/20	at FIU	-	-	-	-	-	-	-

HARRIS' 2019 GAME-BY-GAME								
DATE	OPPONENT	UT	AT	TT	TFL-YDS	SCKS-YDS	INT-YDS	BRK
8/24/19	@SE Louisiana	0	0	0	0-0	0-0	0-0	0
9/7/19	Chattanooga	1	0	1	0-0	0-0	0-0	0
9/14/19	Eastern Washington	3	0	3	1.0-5	0-0	0-0	0
9/21/19	North Alabama	3	3	6	0-0	0-0	0-0	0
9/28/19	@Austin Peay	4	1	5	0-0	0-0	0-0	0
10/5/19	Tennessee State	3	0	3	0-0	0-0	0-0	0
10/12/19	@Eastern Illinois	3	1	4	0-0	0-0	0-0	0
10/19/19	Southeast Missouri	4	0	4	0-0	0-0	0-0	0
10/26/19	Murray State	3	1	4	0-0	0-0	1-15	0
11/2/19	@UT Martin	-	DNP	-	-	-	-	-
11/9/19	@Tennessee Tech	1	3	4	0-0	0-0	0-0	0
11/23/19	Eastern Kentucky	4	0	4	0-0	0-0	0-0	0

HARRIS' 2018 GAME-BY-GAME								
DATE	OPPONENT	UT	AT	TT	TFL-YDS	SCKS-YDS	INT-YDS	BRK
8/25/18	vs. N.C. A&T	0	0	0	0-0	0-0	0-0	0
9/8/18	Miss. Valley State	2	0	2	0-0	0-0	0-0	0
9/22/18	Tennessee Tech	3	0	3	0-0	0-0	0-0	0
9/29/18	Austin Peay	1	1	2	0-0	0-0	0-0	0
10/6/18	at Eastern Kentucky	2	1	3	0-0	0-0	0-0	0
10/13/18	Eastern Illinois	2	1	3	0-0	0-0	0-0	0
10/20/18	at Southeast Missouri	1	0	1	0-0	0-0	0-0	0
10/27/18	at Murray State	-	DNP	-	-	-	-	-
11/3/18	UT Martin	0	2	2	0-0	0-0	0-0	0
11/10/18	at Tennessee State	0	0	0	0-0	0-0	0-0	0
11/17/18	at Kennesaw State	2	1	3	0-0	0-0	0-0	0
11/24/18	East Tennessee St.	0	1	1	0-0	0-0	0-0	0
12/1/18	at Maine	1	0	1	0-0	0-0	0-0	0



RYAN #49
HENDERSON SAF

6-0 • 190 • R-SO.
HUNTSVILLE, ALA.
BUCKHORN HS

2020: Did not see action against Florida State...missed the Mercer and North Alabama game.

HENDERSON'S CAREER STATS									
TACKLES	G	UA	A	TOTAL	TFL	YDS	PD	FF	FR
2020	-	-	-	-	-	-	-	-	-
TOTAL	-	-	-	-	-	-	-	-	-

HENDERSON'S CAREER HIGH GAME STATS		
NO.	OPPONENT	DATE
Tackles	-	-
Tackles for loss	-	-
Sacks	-	-
FF	-	-
FR	-	-
PB	-	-
INT	-	-

HENDERSON'S 2020 GAME-BY-GAME								
DATE	OPPONENT	UT	AT	TT	TFL-YDS	SCKS-YDS	INT-YDS	BRK
10/3/20	at Florida State	-	DNP	-	-	-	-	-
10/10/20	Mercer	-	DNP	-	-	-	-	-
10/17/20	at North Alabama	-	DNP	-	-	-	-	-
10/23/20	at FIU	-	-	-	-	-	-	-



MARQUEZ #11
HENRY SAF

6-1 • 190 • R-FR.
PHENIX CITY, ALA.
CENTRAL HS


2020: Made one stop in the season opener at Florida State...did not play versus Mercer and at North Alabama.

HENRY'S CAREER STATS									
TACKLES	G	UA	A	TOTAL	TFL	YDS	PD	FF	FR
2019	1	0	0	0	0	0	0	0	0
2020	1	0	1	1	0	0	0	0	0
TOTAL	2	0	1	1	0	0	0	0	0

HENRY'S CAREER HIGH GAME STATS		
NO.	OPPONENT	DATE
Tackles	1	at Florida State
Tackles for loss	-	-
Sacks	-	-
FF	-	-
FR	-	-
PB	-	-
INT	-	-

HENRY'S 2020 GAME-BY-GAME								
DATE	OPPONENT	UT	AT	TT	TFL-YDS	SCKS-YDS	INT-YDS	BRK
10/3/20	at Florida State	0	1	1	0-0	0-0	0-0	0
10/10/20	Mercer	-	DNP	-	-	-	-	-
10/17/20	at North Alabama	-	DNP	-	-	-	-	-
10/23/20	at FIU	-	-	-	-	-	-	-

HENRY'S 2019 GAME-BY-GAME								
DATE	OPPONENT	UT	AT	TT	TFL-YDS	SCKS-YDS	INT-YDS	BRK
8/24/19	@SE Louisiana	-	DNP	-	-	-	-	-
9/7/19	Chattanooga	-	DNP	-	-	-	-	-
9/14/19	Eastern Washington	-	DNP	-	-	-	-	-
9/21/19	North Alabama	-	DNP	-	-	-	-	-
9/28/19	@Austin Peay	-	DNP	-	-	-	-	-
10/5/19	Tennessee State	-	DNP	-	-	-	-	-
10/12/19	@Eastern Illinois	-	DNP	-	-	-	-	-
10/19/19	Southeast Missouri	-	DNP	-	-	-	-	-
10/26/19	Murray State	0	0	0	0-0	0-0	0-0	0
11/2/19	@UT Martin	-	DNP	-	-	-	-	-
11/9/19	@Tennessee Tech	-	DNP	-	-	-	-	-
11/23/19	Eastern Kentucky	-	DNP	-	-	-	-	-



KYLE #39

HOLT DE

6-3 • 255 • SO.

MABLETON, GA.

WHITEFIELD ACADEMY


2020: Did not see action against Florida State. ...missed the Mercer game and North Alabama game.

HOLT'S CAREER STATS									
TACKLES	G	UA	A	TOTAL	TFL	YDS	PD	FF	FR
2019	10	10	12	22	3.0	18	1	0	0
2020	-	-	-	-	-	-	-	-	-
TOTAL	10	10	12	22	3.0	18	1	0	0

HOLT'S CAREER HIGH GAME STATS			
NO.	OPPONENT	DATE	
5	vs. Murray State	10/26/19	
1	2x; last vs. Eastern Kentucky	11/23/19	
-	-	-	-
-	-	-	-
-	-	-	-
-	-	-	-
1	vs. Southeast Missouri	10/19/19	
-	-	-	-

HOLT'S 2020 GAME-BY-GAME								
DATE	OPPONENT	UT	AT	TT	TFL-YDS	SCKS-YDS	INT-YDS	BRK
10/3/20	at Florida State	-	DNP	-	-	-	-	-
10/10/20	Mercer	-	DNP	-	-	-	-	-
10/17/20	at North Alabama	-	DNP	-	-	-	-	-
10/23/20	at FIU	-	-	-	-	-	-	-

HOLT'S 2019 GAME-BY-GAME								
DATE	OPPONENT	UT	AT	TT	TFL-YDS	SCKS-YDS	INT-YDS	BRK
8/24/19	@SE Louisiana	1	0	1	0-0	0-0	0-0	0
9/7/19	Chattanooga	1	0	1	0-0	0-0	0-0	0
9/14/19	Eastern Washington	2	1	3	0-0	0-0	0-0	0
9/21/19	North Alabama	1	0	1	0-0	0-0	0-0	0
9/28/19	@Austin Peay	0	1	1	0.5-6	0-0	0-0	0
10/5/19	Tennessee State	-	DNP	-	-	-	-	-
10/12/19	@Eastern Illinois	-	DNP	-	-	-	-	-
10/19/19	Southeast Missouri	1	0	1	0-0	0-0	0-0	1
10/26/19	Murray State	1	4	5	1-10	0-0	0-0	0
11/2/19	@UT Martin	0	3	3	0-0	0-0	0-0	0
11/9/19	@Tennessee Tech	0	2	2	0.5-1	0-0	0-0	0
11/23/19	Eastern Kentucky	3	1	4	1.0-1	0-0	0-0	0



BRANDON #40

HUDGINS LB

6-1 • 220 • R-FR.

EUFAULA, ALA.

EUFAULA HS

2020: Did not see action at Florida State and versus Mercer...missed the North Alabama game.

HUDGINS' CAREER STATS									
TACKLES	G	UA	A	TOTAL	TFL	YDS	PD	FF	FR
2020	-	-	-	-	-	-	-	-	-
TOTAL	-	-	-	-	-	-	-	-	-

HUDGINS' CAREER HIGH GAME STATS			
NO.	OPPONENT	DATE	
-	-	-	-
-	-	-	-
-	-	-	-
-	-	-	-
-	-	-	-
-	-	-	-
-	-	-	-
-	-	-	-

HUDGINS' 2020 GAME-BY-GAME								
DATE	OPPONENT	UT	AT	TT	TFL-YDS	SCKS-YDS	INT-YDS	BRK
10/3/20	at Florida State	-	DNP	-	-	-	-	-
10/10/20	Mercer	-	DNP	-	-	-	-	-
10/17/20	at North Alabama	-	DNP	-	-	-	-	-
10/23/20	at FIU	-	-	-	-	-	-	-



PAT #3

JACKSON RB

5-9 • 220 • JR.

COLUMBUS MISS.

COLUMBUS HS/MISSISSIPPI DELTA CC

2020: Made his Gamecock debut with one catch for seven yards against Florida State...cored his first career touchdown on a two-yard run just before halftime of the Mercer game...carried the ball nine times for 29 yards at North Alabama.

JACKSON'S CAREER STATS							
RUSHING	G	ATT	YDS	TD	LG	AVG/C	AVG/G
2020	3	20	91	1	28	4.6	30.3
TOTAL	3	20	91	1	28	4.6	30.3

JACKSON'S CAREER STATS								
REC	G	REC	YDS	TD	LG	REC/G	AVG/C	AVG/G
2020	3	1	7	0	7	0.5	.57.0	7.0
TOTALS	3	1	7	0	7	0.5	7.0	7.0

JACKSON'S CAREER HIGH GAME STATS			
NO.	OPPONENT	DATE	
11	vs. Mercer	10/10/20	
62	vs. Mercer	10/10/20	
1	vs. Mercer	10/10/20	
1	at Florida State	10/3/20	
7	at Florida State	10/3/20	
-	-	-	-

JACKSON'S 2020 GAME-BY-GAME						
DATE	OPPONENT	RUSH	YDS	AVG	TD	TD RUNS
10/3/20	at Florida State	-	-	-	-	-
10/10/20	Mercer	11	62	5.6	1	2
10/17/23	at North Alabama	9	29	3.2	0	-
10/23/20	at Florida International	-	-	-	-	-

JACKSON'S 2020 GAME-BY-GAME						
DATE	OPPONENT	REC	YDS	LNG	AVG	TD
10/3/20	at Florida State	1	7	7	7.0	0
10/10/20	Mercer	0	0	0	0	0
10/17/20	at North Alabama	0	0	0	0	0
10/23/20	at FIU	-	-	-	-	-



DARIUS #9
JOINER SAF

6-2 • 200 • R-JR.

ROANOKE, ALA.

HANDLEY HS

2020: Recorded eight tackles to help lead the JSU defense at Florida State...established a new career high in tackles with 12 versus Mercer...made four stops at North Alabama.

JOINER'S CAREER STATS									
TACKLES	G	UA	A	TOTAL	TFL	YDS	PD	FF	FR
2018	13	17	10	27	1.0	2	2	0	0
2019	5	8	8	16	3.0	11	0	0	0
2020	3	11	13	24	0.0	0	0	0	0
TOTAL	21	36	31	67	4.0	13	2	0	0

JOINER'S CAREER HIGH GAME STATS			
NO.	OPPONENT	DATE	
12	vs. Mercer	10/10/20	
1.5	vs. Tennessee State	10/5/19	
-	-	-	
-	-	-	
1	2x; last at Murray State	10/27/18	
1	vs. Eastern Illinois	10/13/18	

JOINER'S 2020 GAME-BY-GAME								
DATE	OPPONENT	UT	AT	TT	TFL-YDS	SCKS-YDS	INT-YDS	BRK
10/3/20	at Florida State	4	4	8	0-0	0-0	0-0	0
10/10/20	Mercer	5	7	12	0-0	0-0	0-0	0
10/17/20	at North Alabama	2	2	4	0-0	0-0	0-0	0
10/23/20	at FIU	-	-	-	-	-	-	-

JOINER'S 2019 GAME-BY-GAME								
DATE	OPPONENT	UT	AT	TT	TFL-YDS	SCKS-YDS	INT-YDS	BRK
8/24/19	@SE Louisiana	3	4	7	0.5-0	0-0	0-0	0
9/7/19	Chattanooga	1	0	1	0-0	0-0	0-0	0
9/14/19	Eastern Washington	1	1	2	0-0	0-0	0-0	0
9/21/19	North Alabama	-	-	-	-	-	-	-
9/28/19	@Austin Peay	-	-	-	-	-	-	-
10/5/19	Tennessee State	1	3	4	1.5-4	0-0	0-0	0
10/12/19	@Eastern Illinois	-	-	-	-	-	-	-
10/19/19	Southeast Missouri	-	-	-	-	-	-	-
10/26/19	Murray State	2	0	2	1.0-7	0-0	0-0	0
11/2/19	@UT Martin	-	-	-	-	-	-	-
11/9/19	@Tennessee Tech	-	-	-	-	-	-	-
11/23/19	Eastern Kentucky	-	-	-	-	-	-	-

JOINER'S 2018 GAME-BY-GAME								
DATE	OPPONENT	UT	AT	TT	TFL-YDS	SCKS-YDS	INT-YDS	BRK
8/25/18	vs. N.C. A&T	2	2	5	0.5-1	0-0	0-0	0
9/8/18	Miss. Valley State	3	2	5	0.5-1	0-0	0-0	0
9/22/18	Tennessee Tech	1	1	2	0-0	0-0	0-0	1
9/29/18	Austin Peay	1	0	1	0-0	0-0	0-0	0
10/6/18	at Eastern Kentucky	0	0	0	0-0	0-0	0-0	0
10/13/18	Eastern Illinois	1	0	1	0-0	0-0	1-24	1
10/20/18	at Southeast Missouri	0	0	0	0-0	0-0	0-0	0
10/27/18	at Murray State	0	0	0	0-0	0-0	0-0	1
11/3/18	UT Martin	1	0	1	0-0	0-0	0-0	0
11/10/18	at Tennessee State	2	0	2	0-0	0-0	0-0	0
11/17/18	at Kennesaw State	0	0	0	0-0	0-0	0-0	0
11/24/18	East Tennessee St.	3	3	6	0-0	0-0	0-0	0
12/1/18	at Maine	3	2	5	0-0	0-0	0-0	0



JAYSON #15
JONES WR

5-11 • 180 • FR.

BIRMINGHAM, ALA.

CENTER POINT HS

2020: Made his JSU debut with a catch against Florida State...missed the Mercer and North Alabama game.

JONES' CAREER STATS									
REC	G	REC	YDS	TD	LG	REC/G	AVG/C	AVG/G	
2020	1	1	-7	0	-7	1.0	-7.0	-7.0	
TOTALS	1	1	-7	0	-7	1.0	-7.0	-7.0	

JONES' CAREER HIGH GAME STATS			
NO.	OPPONENT	DATE	
-	-	-	
-	-	-	
-	-	-	
1	at Florida State	10/3/20	
-7	at Florida State	10/3/20	
-	-	-	

JONES' 2020 GAME-BY-GAME						
DATE	OPPONENT	REC	YDS	LNG	AVG	TD
10/3/20	at Florida State	1	-7	-7	-7.0	0
10/10/20	Mercer	-	DNP	-	-	-
10/17/20	at North Alabama	-	DNP	-	-	-
10/23/20	at FIU	-	-	-	-	-



ALAN #47
KARAJIC PK

6-5 • 205 • FR.

OOLTEWAH, TENN.

EAST HAMILTON HS

2020: Was perfect on his first field goal attempt as a Gamecock with a 21-yard field goal at Florida State...connected on field goals of 38 and 43 yards in the opening half versus Mercer...made a 36-yard field goal to extend JSU's lead in the fourth quarter of the North Alabama game.

KARAJIC'S CAREER STATS										
SCORING	G	TD	RUSH	PASS	RETN	PAT	2PAT	FG	TOTAL	AVG/G
2020	3	-	-	-	-	10	-	12	-	22/7.3
TOTAL	3	-	-	-	-	10	-	12	-	22/7.3

KARAJIC'S 2020 FIELD GOAL SEQUENCE (MADE/MISSED)					
DATE	OPPONENT	FGM	FGA	LNG	FG SEQ.
10/3/20	at Florida State	1	1	21	21
10/10/20	Mercer	2	2	43	38, 43
10/17/20	at North Alabama	1	1	36	36
10/23/20	at FIU	-	-	-	-

KARAJIC'S CAREER HIGH GAME STATS			
NO.	OPPONENT	DATE	
2	vs. Mercer	10/10/20	
2	vs. Mercer	10/10/20	
42	vs. Mercer	10/10/20	
10	vs. Mercer	10/10/20	

KARAJIC'S 2020 FIELD GOAL SEQUENCE (MADE/MISSED)					
DATE	OPPONENT	FGM	FGA	LNG	FG SEQ.
10/3/20	at Florida State	1	1	21	21
10/10/20	Mercer	2	2	43	38, 43
10/17/20	at North Alabama	1	1	36	36
10/23/20	at FIU	-	-	-	-



PRESTON KNIGHT #87 **P**

6-5 • 210 • R-SR.
PRATTVILLE, ALA.
PRATTVILLE HS / ALABAMA


2019: Posted five punts for an average of 49.2 yard per punt, including a 61-yard punt at Florida State...pinned FSU inside the 20 yard line on four of the five punts...punted four times for an average of 33.8 yards...had two punts for 98 yards at North Alabama.

KNIGHT'S CAREER STATS					
PUNTING	G	NO.	YARDS	LG	AVG
2019	8	12	455	67	38.0
2020	3	11	479	61	43.5
TOTAL	11	23	934	67	40.6

KNIGHT'S CAREER HIGH GAME STATS			
NO.	OPPONENT	DATE	
Punts	5	at Florida State	10/3/20
Punting Avg.	58.7	vs. Eastern Washington	9/14/19
Long Punt	67	vs. Eastern Washington	9/14/19

KNIGHT'S 2020 GAME-BY-GAME (PUNTING)							
DATE	OPPONENT	NO.	YDS	AVG.	LNG	I-20	TB
10/3/20	at Florida State	5	246	49.2	61	4	0
10/10/20	Mercer	4	135	33.8	35	2	0
10/17/20	at North Alabama	2	98	43.0	59	1	0
10/23/20	at Florida International	-	-	-	-	-	-

KNIGHT'S 2019 GAME-BY-GAME (PUNTING)							
DATE	OPPONENT	NO.	YDS	AVG.	LNG	I-20	TB
8/24/19	@SE Louisiana	3	124	41.3	42	0	0
9/7/19	Chattanooga	2	98	55.0	49	0	0
9/14/19	Eastern Washington	4	163	40.8	67	0	2
9/21/19	North Alabama	1	16	16.0	16	0	0
9/28/19	@Austin Peay	0	0	0.0	0	0	0
10/5/19	Tennessee State	0	0	0.0	0	0	0
10/12/19	@Eastern Illinois	2	54	27.0	33	0	0
10/19/19	Southeast Missouri	-	DNP -				
10/26/19	Murray State	-	DNP -				
11/2/19	@UT Martin	0	0	0.0	0	0	0
11/9/19	@Tennessee Tech	0	0	0.0	0	0	0
11/23/19	Eastern Kentucky	0	0	0.0	0	0	0



JA'COBIE LOFTON #3 **SAF**

6-3 • 220 • R-SO.
MCCALLA, ALA.
MCADORY HS

2020: Did not see action against Florida State and versus Mercer...missed the North Alabama game.

LOFTON'S CAREER STATS									
TACKLES	G	UA	A	TOTAL	TFL	YDS	PD	FF	FR
2018	1	1	2	3	0	0	0	0	0
2019	8	3	1	4	0	0	0	0	0
2020	-	-	-	-	-	-	-	-	-
TOTAL	9	4	3	7	0	0	0	0	0

LOFTON'S CAREER HIGH GAME STATS			
NO.	OPPONENT	DATE	
Tackles	3	at Eastern Kentucky	10/6/18
Tackles for loss	-		
Sacks	-		
FF	-		
PB	-		
INT	-		

LOFTON'S 2020 GAME-BY-GAME								
DATE	OPPONENT	UT	AT	TT	TFL-YDS	SCKS-YDS	INT-YDS	BRK
10/3/20	at Florida State	-	DNP -					
10/10/20	Mercer	-	DNP -					
10/17/20	at North Alabama	-	DNP -					
10/23/20	at FIU	-	-	-	-	-	-	-

LOFTON'S 2019 GAME-BY-GAME								
DATE	OPPONENT	UT	AT	TT	TFL-YDS	SCKS-YDS	INT-YDS	BRK
8/24/19	@SE Louisiana	0	0	0	0-0	0-0	0-0	0
9/7/19	Chattanooga	0	0	0	0-0	0-0	0-0	0
9/14/19	Eastern Washington	0	0	0	0-0	0-0	0-0	0
9/21/19	North Alabama	1	0	1	0-0	0-0	0-0	0
9/28/19	@Austin Peay	-	DNP -					
10/5/19	Tennessee State	0	0	0	0-0	0-0	0-0	0
10/12/19	@Eastern Illinois	1	0	1	0-0	0-0	0-0	0
10/19/19	Southeast Missouri	-	DNP -					
10/26/19	Murray State	-	DNP -					
11/2/19	@UT Martin	1	0	1	0-0	0-0	0-0	0
11/9/19	@Tennessee Tech	0	1	1	0-0	0-0	0-0	0
11/23/19	Eastern Kentucky	-	DNP -					

LOFTON'S 2018 GAME-BY-GAME								
DATE	OPPONENT	UT	AT	TT	TFL-YDS	SCKS-YDS	INT-YDS	BRK
8/25/18	vs. N.C. A&T	-	DNP -					
9/8/18	Miss. Valley State	-	DNP -					
9/22/18	Tennessee Tech	-	DNP -					
9/29/18	Austin Peay	-	DNP -0					
10/6/18	at Eastern Kentucky	1	2	3	0-0	0-0	0-0	0
10/13/18	Eastern Illinois	-	DNP -					
10/20/18	at Southeast Missouri	-	DNP -					
10/27/18	at Murray State	-	DNP -					
11/3/18	UT Martin	-	DNP -					
11/10/18	at Tennessee State	-	DNP -					
11/17/18	at Kennesaw State	-	DNP -					
11/24/18	East Tennessee St.	-	DNP -					
12/1/18	at Maine	-	DNP -					



JACKSON LUTTRELL #92 **DL**

6-3 • 280 • SO.
RAINBOW CITY, ALA.
WESTBROOK CHRISTIAN HS

2020: Made one stop in the season opener at Florida State...missed the Mercer game... returned to action at North Alabama.

LUTTRELL'S CAREER STATS									
TACKLES	G	UA	A	TOTAL	TFL	YDS	PD	FF	FR
2019	10	9	9	18	6.0	18	0	1	0
2020	2	0	1	1	0.0	0	0	0	0
TOTAL	12	9	10	19	6.0	18	0	1	0

LUTTRELL'S CAREER HIGH GAME STATS			
NO.	OPPONENT	DATE	
Tackles	5	vs. Tennessee State	10/5/19
Tackles for loss	2.0	vs. Eastern Washington	9/14/19
Sacks	1.0	vs. Eastern Washington	9/14/19
FF	1	vs. Tennessee State	10/5/19
PB	-		
INT	-		

LUTTRELL'S 2020 GAME-BY-GAME								
DATE	OPPONENT	UT	AT	TT	TFL-YDS	SCKS-YDS	INT-YDS	BRK
10/3/20	at Florida State	0	1	1	0-0	0-0	0-0	0
10/10/20	Mercer	-	DNP -					
10/17/20	at North Alabama	0	0	0	0-0	0-0	0-0	0
10/23/20	at FIU	-	-	-	-	-	-	-

LUTTRELL'S 2019 GAME-BY-GAME								
DATE	OPPONENT	UT	AT	TT	TFL-YDS	SCKS-YDS	INT-YDS	BRK
8/24/19	@SE Louisiana	-	DNP	-	-	-	-	-
9/7/19	Chattanooga	1	0	1	0-0	0-0	0-0	0
9/14/19	Eastern Washington	3	0	2	2.0-5	1.0-4	0-0	0
9/21/19	North Alabama	1	1	2	0-0	0-0	0-0	0
9/28/19	@Austin Peay	-	DNP	-	-	-	-	-
10/5/19	Tennessee State	1	3	4	1.0-2	0-0	0-0	0
10/12/19	@Eastern Illinois	0	1	1	0-0	0-0	0-0	0
10/19/19	Southeast Missouri	0	0	0	0-0	0-0	0-0	0
10/26/19	Murray State	1	2	3	1.5-8	0.5-3	0-0	0
11/2/19	@UT Martin	0	1	1	0.5-1	0-0	0-0	0
11/9/19	@Tennessee Tech	1	0	1	1.0-2	1.0-2	0-0	0
11/23/19	Eastern Kentucky	1	1	2	0-0	0-0	0-0	0



MICHAEL MATTHEWS #21
RB
5-11 • 225 • R-JR.
MOBILE, ALA.
UMS WRIGHT HS

2020: Carried the ball four times for 14 yards in the season opener at Florida State...rushed for 10 yards versus Mercer...did not play at North Alabama.

MATTHEWS' CAREER STATS							
RUSHING	G	ATT	YDS	TD	LG	AVG/C	AVG/G
2018	13	67	419	4	33	6.3	32.2
2019	12	127	585	5	34	4.6	48.8
2020	2	10	24	0	8	2.4	12.0
TOTAL	27	204	1028	9	34	5.0	38.1

MATTHEWS' CAREER HIGH GAME STATS			
NO.	OPPONENT	DATE	
Rush Attempts	22 vs. Murray State	10/26/19	
Rush Yards	92 at Eastern Illinois	10/12/19	
Rush TD's	2; last vs. Eastern Washington	9/14/19	
Receptions	1 2x; last at Murray State	10/27/18	
Rec. Yards	27 at Murray State	10/27/18	
Rec. TD's	-	-	
Long KO Return	-	-	
KO Return for TD	-	-	

MATTHEWS' 2020 GAME-BY-GAME						
DATE	OPPONENT	RUSH	YDS	AVG	TD	TD RUNS
10/3/20	at Florida State	1	14	3.5	0	-
10/10/20	Mercer	4	10	1.7	0	-
10/17/23	at North Alabama	-	DNP	-	-	-
10/23/20	at Florida International	-	-	-	-	-

MATTHEWS' 2019 GAME-BY-GAME						
DATE	OPPONENT	RUSH	YDS	AVG	TD	TD RUNS
8/24/19	@SE Louisiana	4	38	6.4	0	-
9/7/19	Chattanooga	9	45	5.0	0	-
9/14/19	Eastern Washington	7	15	1.9	2	3, 1
9/21/19	North Alabama	6	26	4.3	0	-
9/28/19	@Austin Peay	8	12	1.5	0	-
10/5/19	Tennessee State	8	67	8.4	1	10
10/12/19	@Eastern Illinois	15	92	6.1	1	3
10/19/19	Southeast Missouri	14	73	5.2	0	-
10/26/19	Murray State	22	89	4.0	0	-
11/2/19	@UT Martin	18	53	2.9	0	-
11/9/19	@Tennessee Tech	8	44	5.5	1	19
11/23/19	Eastern Kentucky	8	33	4.1	0	-

MATTHEWS' 2018 GAME-BY-GAME						
DATE	OPPONENT	RUSH	YDS	AVG	TD	TD RUNS
8/25/18	vs. North Carolina A&T	3	6	2.0	0	-
9/8/18	Mississippi Valley State	10	46	4.6	2	3, 5
9/22/18	Tennessee Tech	2	10	5.0	0	-
9/29/18	Austin Peay	4	23	5.8	0	-
10/6/18	@ Eastern Kentucky	7	43	6.1	0	-
10/13/18	Eastern Illinois	8	78	9.8	0	-
10/20/18	@ Southeast Missouri	3	19	6.3	0	-
10/27/18	@ Murray State	10	39	3.9	0	-
11/3/18	UT Martin	8	33	4.1	0	-
11/10/18	@ Tennessee State	4	47	11.8	1	16
11/17/18	@ Kennesaw State	1	12	12.0	1	12
11/24/18	East Tennessee State	3	40	13.3	0	33
12/1/18	@Maine	4	23	5.8	0	-



LOGAN MCVAY #86
WR
5-10 • 202 • R-JR.
DEMOPOLIS, ALA.
DEMOPOLIS HS

2020: Turned in his first career reception in the Florida State contest with a 41-yard catch... collected three catches for 28 yards versus Mercer...had two catches for 40 yards at North Alabama.

MCVAY'S CAREER STATS								
REC	G	REC	YDS	TD	LG	REC/G	AVG/C	AVG/G
2019	12	0	0	0	0	0.0	0.0	0.0
2020	3	6	109	0	41	2.0	18.2	36.3
TOTALS	15	6	109	0	41	0.4	18.2	3.9

MCVAY'S CAREER HIGH GAME STATS			
NO.	OPPONENT	DATE	
Receptions	3 vs. Mercer	10/10/20	
Receiving Yards	41 at Florida State	10/3/20	
Receiving TDs	-	-	
Long Play	41 at Florida State	10/3/20	

RICE'S 2020 GAME-BY-GAME						
DATE	OPPONENT	REC	YDS	LNG	AVG	TD
10/3/20	at Florida State	1	41	41	41.0	0
10/10/20	Mercer	3	28	10	9.3	0
10/17/20	at North Alabama	2	40	25	20.0	0
10/23/20	at FIU	-	-	-	-	-

MCVAY'S 2019 GAME-BY-GAME						
DATE	OPPONENT	REC	YDS	LNG	AVG	TD
8/29/19	@SE Louisiana	0	0	0	0.0	0
9/7/19	Chattanooga	0	0	0	0.0	0
9/14/19	Eastern Washington	0	0	0	0.0	0
9/21/19	North Alabama	0	0	0	0.0	0
9/28/19	@Austin Peay	0	0	0	0.0	0
10/5/19	Tennessee State	0	0	0	0.0	0
10/12/19	@Eastern Illinois	0	0	0	0.0	0
10/19/19	Southeast Missouri	0	0	0	0.0	0
10/26/19	Murray State	0	0	0	0.0	0
11/2/19	@UT Martin	0	0	0	0.0	0
11/9/19	@Tennessee Tech	0	0	0	0.0	0
11/23/19	Eastern Kentucky	0	0	0	0.0	0



ANTHONY NESBY #99
DL
6-1 • 315 • R-SO.
ATLANTA, GA.
SOUTH ATLANTA HS

2020: Saw action in the season opener at Florida State and versus Mercer...recorded a career high four tackles, including a stop for a loss at North Alabama.

NESBY'S CAREER STATS									
TACKLES	G	UA	A	TOTAL	TFL	YDS	PD	FF	FR
2018	3	0	1	1	0.0	0	0	0	0
2019	6	0	1	1	0.0	0	0	0	0
2020	2	1	3	4	0.5	1	0	0	0
TOTAL	11	0	5	6	0.5	1	0	0	0

NESBY'S CAREER HIGH GAME STATS			
NO.	OPPONENT	DATE	
Tackles	4 at North Alabama	10/17/20	
Tackles for loss	0.5 at North Alabama	10/17/20	
Sacks	-	-	
FF	-	-	
PB	-	-	
INT	-	-	

NESBY'S 2020 GAME-BY-GAME								
DATE	OPPONENT	UT	AT	TT	TFL-YDS	SCKS-YDS	INT-YDS	BRK
10/3/20	at Florida State	0	0	0	0-0	0-0	0-0	0
10/10/20	Mercer	0	0	0	0-0	0-0	0-0	0
10/17/20	at North Alabama	1	3	4	0.5-1	0-0	0-0	0
10/23/20	at FIU	-	-	-	-	-	-	-

NESBY'S 2019 GAME-BY-GAME								
DATE	OPPONENT	UT	AT	TT	TFL-YDS	SCKS-YDS	INT-YDS	BRK
8/24/19	@SE Louisiana	0	0	0	0-0	0-0	0-0	0
9/7/19	Chattanooga	0	0	0	0-0	0-0	0-0	0
9/14/19	Eastern Washington	0	0	0	0-0	0-0	0-0	0
9/21/19	North Alabama	0	0	0	0-0	0-0	0-0	0
9/28/19	@Austin Peay	0	1	1	0-0	0-0	0-0	0
10/5/19	Tennessee State	-	DNP	-	-	-	-	-
10/12/19	@Eastern Illinois	0	0	0	0-0	0-0	0-0	0
10/19/19	Southeast Missouri	-	DNP	-	-	-	-	-
10/26/19	Murray State	-	DNP	-	-	-	-	-
11/2/19	@UT Martin	-	DNP	-	-	-	-	-
11/9/19	@Tennessee Tech	-	DNP	-	-	-	-	-
11/23/19	Eastern Kentucky	-	DNP	-	-	-	-	-

NESBY'S 2018 GAME-BY-GAME								
DATE	OPPONENT	UT	AT	TT	TFL-YDS	SCKS-YDS	INT-YDS	BRK
8/25/18	vs. N.C. A&T	-	DNP	-	-	-	-	-
9/8/18	Miss. Valley State	0	1	1	0-0	0-0	0-0	0
9/22/18	Tennessee Tech	-	DNP	-	-	-	-	-
9/29/18	Austin Peay	-	DNP	-	-	-	-	-
10/6/18	at Eastern Kentucky	-	DNP	-	-	-	-	-
10/13/18	Eastern Illinois	-	DNP	-	-	-	-	-
10/20/18	at Southeast Missouri	-	DNP	-	-	-	-	-
10/27/18	at Murray State	-	DNP	-	-	-	-	-
11/3/18	UT Martin	-	DNP	-	-	-	-	-
11/10/18	at Tennessee State	-	DNP	-	-	-	-	-
11/17/18	at Kennesaw State	-	DNP	-	-	-	-	-
11/24/18	East Tennessee St.	-	DNP	-	-	-	-	-
12/1/18	at Maine	-	DNP	-	-	-	-	-



JACQUEZ #10
PAYTON CB
 6-1 • 176 • R-JR.
 GEORGIANA, ALA.
 GEORGIANA HS

2019: Turned in four tackles in the season opener at Florida State after missing the 2019 season...made one stop versus Mercer...made two stops and a pass break up at North Alabama.

PAYTON'S CAREER STATS									
TACKLES	G	UA	A	TOTAL	TFL	YDS	PD	FF	FR
2017	12	12	8	20	0-0	0	4	0	0
2018	13	20	9	29	0.5	2	12	1	0
2020	3	6	1	7	0.0	0	1	0	0
TOTAL	28	38	18	56	0-0	2	17	1	0

PAYTON'S CAREER HIGH GAME STATS			
NO.	OPPONENT	DATE	
Tackles	4	4x; last at Tennessee State	10/3/20
Tackles for loss	0.5	at Eastern Kentucky	10/6/18
Sacks	-		
FF	1	vs. Mississippi Valley State	9/8/18
PB	3	vs. UT Martin	11/3/18
INT	-		

PAYTON'S 2020 GAME-BY-GAME								
DATE	OPPONENT	UT	AT	TT	TFL-YDS	SCKS-YDS	INT-YDS	BRK
10/3/20	at Florida State	4	0	4	0-0	0-0	0-0	0
10/10/20	Mercer	0	1	1	0-0	0-0	0-0	0
10/17/20	at North Alabama	2	0	2	0-0	0-0	0-0	1
10/23/20	at FIU	-	-	-	-	-	-	-

PAYTON'S 2018 GAME-BY-GAME								
DATE	OPPONENT	UT	AT	TT	TFL-YDS	SCKS-YDS	INT-YDS	BRK
8/25/18	vs. N.C. A&T	1	2	3	0-0	0-0	0-0	2
9/8/18	Miss. Valley State	3	1	4	0-0	0-0	0-0	0
9/22/18	Tennessee Tech	1	2	3	0-0	0-0	0-0	0
9/29/18	Austin Peay	0	0	0	0-0	0-0	0-0	2
10/6/18	at Eastern Kentucky	1	2	3	0.5-2	0-0	0-0	0
10/13/18	Eastern Illinois	2	1	3	0-0	0-0	0-0	1
10/20/18	at Southeast Missouri	3	1	4	0-0	0-0	0-0	1
10/27/18	at Murray State	0	0	0	0-0	0-0	0-0	2
11/3/18	UT Martin	3	0	3	0-0	0-0	0-0	3
11/10/18	at Tennessee State	3	0	3	0-0	0-0	0-0	1
11/17/18	at Kennesaw State	1	0	1	0-0	0-0	0-0	0
11/24/18	East Tennessee St.	1	0	1	0-0	0-0	0-0	0
12/1/18	at Maine	1	0	1	0-0	0-0	0-0	0

PAYTON'S 2017 GAME-BY-GAME								
DATE	OPPONENT	UT	AT	TT	TFL-YDS	SCKS-YDS	INT-YDS	BRK
8/26/17	vs. Chattanooga	1	0	1	0-0	0-0	0-0	0
9/9/17	@Georgia Tech	0	0	0	0-0	0-0	0-0	0
9/23/17	Liberty	1	1	2	0-0	0-0	0-0	1
9/30/17	@Tennessee Tech	0	0	0	0-0	0-0	0-0	0
10/7/17	@Austin Peay	2	2	4	0-0	0-0	0-0	1
10/14/17	Eastern Kentucky	0	1	1	0-0	0-0	0-0	0
10/21/17	@Eastern Illinois	3	0	0	0-0	0-0	0-0	0
10/28/17	Southeast Missouri	1	0	1	0-0	0-0	0-0	0
11/4/17	Murray State	0	0	0	0-0	0-0	0-0	1
11/11/17	@UT Martin	2	0	2	0-0	0-0	0-0	1
11/16/17	Tennessee State	0	0	0	0-0	0-0	0-0	0
12/2/17	Kennesaw State	0	0	0	0-0	0-0	0-0	0



HUDSON #31
PETTY SAF
 6-1 • 200 • R-FR.
 WHITWELL, TENN.
 WHITWELL HS

2020: Did not see action at Florida State...posted four tackles against Mercer...saw action at North Alabama.

PETTY'S CAREER STATS									
TACKLES	G	UA	A	TOTAL	TFL	YDS	PD	FF	FR
2019	3	2	1	3	0	0	0	0	0
2020	1	1	3	4	0	0	0	0	0
TOTAL	4	3	4	7	0	0	0	0	0

PETTY'S CAREER HIGH GAME STATS			
NO.	OPPONENT	DATE	
Tackles	4	vs. Mercer	10/20/20
Tackles for loss	-		
Sacks	-		
FF	-		
PB	-		
INT	-		

PETTY'S 2020 GAME-BY-GAME								
DATE	OPPONENT	UT	AT	TT	TFL-YDS	SCKS-YDS	INT-YDS	BRK
10/3/20	at Florida State	-	DNP	-	-	-	-	-
10/10/20	Mercer	1	3	4	0-0	0-0	0-0	0
10/17/20	at North Alabama	0	0	0	0-0	0-0	0-0	0
10/23/20	at FIU	-	-	-	-	-	-	-

PETTY'S 2019 GAME-BY-GAME								
DATE	OPPONENT	UT	AT	TT	TFL-YDS	SCKS-YDS	INT-YDS	BRK
8/24/19	@SE Louisiana	-	DNP	-	-	-	-	-
9/7/19	Chattanooga	0	0	0	0-0	0-0	0-0	0
9/14/19	Eastern Washington	-	DNP	-	-	-	-	-
9/21/19	North Alabama	-	DNP	-	-	-	-	-
9/28/19	@Austin Peay	-	DNP	-	-	-	-	-
10/5/19	Tennessee State	-	DNP	-	-	-	-	-
10/12/19	@Eastern Illinois	-	DNP	-	-	-	-	-
10/19/19	Southeast Missouri	-	DNP	-	-	-	-	-
10/26/19	Murray State	-	DNP	-	-	-	-	-
11/2/19	@UT Martin	2	1	3	0-0	0-0	0-0	0
11/9/19	@Tennessee Tech	0	0	0	0-0	0-0	0-0	0
11/23/19	Eastern Kentucky	-	DNP	-	-	-	-	-



JAMIAS #15

PRESLEY CB

5-10 • 170 • R-SO.

OPELIKA, ALA.

OPELIKA HS

2020: Did not see action at Florida State...posted three tackles and credited with a pass break up versus Mercer...posted a tackle at North Alabama.

PRESLEY'S CAREER STATS

TACKLES	G	UA	A	TOTAL	TFL	YDS	PD	FF	FR
2019	11	3	2	5	0-0	0-0	0	0	0
2020	2	3	1	4	0-0	0-0	1	1	1
TOTAL	12	6	3	9	0-0	0-0	1	0	0

PRESLEY'S CAREER HIGH GAME STATS

	NO.	OPPONENT	DATE
Tackles	3	vs. Mercer	10/10/20
Tackles for loss	-		
Sacks	-		
FF	-		
PB	1	vs. Mercer	10/10/20
INT	-		

PRESLEY'S 2020 GAME-BY-GAME

DATE	OPPONENT	UT	AT	TT	TFL-YDS	SCKS-YDS	INT-YDS	BRK
10/3/20	at Florida State	-	-	-	-	-	-	-
10/10/20	Mercer	2	1	3	0-0	0-0	0-0	0
10/17/20	at North Alabama	1	0	1	0-0	0-0	0-0	0
10/23/20	at FIU	-	-	-	-	-	-	-

PRESLEY'S 2019 GAME-BY-GAME

DATE	OPPONENT	UT	AT	TT	TFL-YDS	SCKS-YDS	INT-YDS	BRK
8/24/19	@SE Louisiana	0	0	0	0-0	0-0	0-0	0
9/7/19	Chattanooga	0	0	0	0-0	0-0	0-0	0
9/14/19	Eastern Washington	0	1	1	0-0	0-0	0-0	0
9/21/19	North Alabama	0	0	0	0-0	0-0	0-0	0
9/28/19	@Austin Peay	0	1	1	0-0	0-0	0-0	0
10/5/19	Tennessee State	1	0	1	0-0	0-0	0-0	0
10/12/19	@Eastern Illinois	-	-	-	-	-	-	-
10/19/19	Southeast Missouri	1	0	1	0-0	0-0	0-0	0
10/26/19	Murray State	0	0	0	0-0	0-0	0-0	0
11/2/19	@UT Martin	0	0	0	0-0	0-0	0-0	0
11/9/19	@Tennessee Tech	1	0	1	0-0	0-0	0-0	0
11/23/19	Eastern Kentucky	0	0	0	0-0	0-0	0-0	0



LANDON #44

RICE TE

6-5 • 250 • R-SR.

ROME, GA.

CALHOUN HS/MISSISSIPPI GULF COAST CC

2020: Earned a start against Florida State in the season opener...had one catch for six yards versus Mercer...saw action against North Alabama.

RICE'S CAREER STATS

REC	G	REC	YDS	TD	LG	REC/G	AVG/C	AVG/G
2018	12	18	224	1	36	1.5	12.4	18.7
2019	7	4	38	0	23	0.7	9.5	6.3
2020	3	1	6	0	6	0.6	6.0	6.0
TOTALS	22	23	268	1	36	1.1	11.7	13.4

RICE'S CAREER HIGH GAME STATS

	NO.	OPPONENT	DATE
Receptions	3	2x; last vs. Kennesaw State	11/17/18
Receiving Yards	44	vs. Kennesaw State	11/17/18
Receiving TDs	1	at Southeast Missouri	10/20/18
Long Play	36	vs. Eastern Illinois	10/13/18

RICE'S 2020 GAME-BY-GAME

DATE	OPPONENT	REC	YDS	LNG	AVG	TD
10/3/20	at Florida State	0	0	0	0.0	0
10/10/20	Mercer	1	6	6	6.0	0
10/17/20	at North Alabama	0	0	0	0.0	0
10/23/20	at FIU	-	-	-	-	-

RICE'S 2019 GAME-BY-GAME

DATE	OPPONENT	REC	YDS	LNG	AVG	TD
8/29/19	@SE Louisiana	1	2	6	6.0	0
9/7/19	Chattanooga	-	-	-	-	-
9/14/19	Eastern Washington	-	-	-	-	-
9/21/19	North Alabama	-	-	-	-	-
9/28/19	@Austin Peay	0	0	0	0.0	0
10/5/19	Tennessee State	-	-	-	-	-
10/12/19	@Eastern Illinois	0	0	0	0.0	0
10/19/19	Southeast Missouri	0	0	0	0.0	0
10/26/19	Murray State	2	36	23	18.0	0
11/2/19	@UT Martin	0	0	0	0.0	0
11/9/19	@Tennessee Tech	0	0	0	0.0	0
11/23/19	Eastern Kentucky	-	-	-	-	-

RICE'S 2018 GAME-BY-GAME

DATE	OPPONENT	REC	YDS	LNG	AVG	TD
8/25/18	vs. North Carolina A&T	0	0	0	0.0	0
9/8/18	Mississippi Valley State	3	33	22	11.0	0
9/22/18	Tennessee Tech	2	8	6	4.0	0
9/29/18	Austin Peay	1	16	16	16.0	0
10/6/18	at Eastern Kentucky	2	16	10	8.0	0
10/13/18	Eastern Illinois	2	42	36	21.0	0
10/20/18	at Southeast Missouri	2	20	15	10.0	1
10/27/18	at Murray State	1	15	15	15.0	0
11/3/18	UT Martin	2	30	24	15.0	0
11/10/18	at Tennessee State	0	0	0	0.0	0
11/17/18	at Kennesaw State	3	44	21	14.7	0
11/24/18	East Tennessee State	0	0	0	0.0	0
12/1/18	at Maine	-	-	-	-	-



DAVE #7
RUSSELL, III WR

6-0 • 202 • R-SO.
OXFORD, ALA.
OXFORD HS

2020: Led the JSU receivers with seven catches for 74 yards in the season opener at Florida State...made one grab versus Mercer...had three catches for 50 yards at North Alabama.

RUSSELL'S CAREER STATS

REC	G	REC	YDS	TD	LG	REC/G	AVG/C	AVG/G
2019	10	4	24	0	8	0.4	6.0	2.4
2020	3	11	121	0	19	3.6	11.0	40.3
TOTALS	13	15	145	0	19	1.2	9.7	9.7

RUSSELL'S CAREER HIGH GAME STATS

	NO.	OPPONENT	DATE
Receptions	7	at Florida State	10/3/20
Receiving Yards	74	at Florida State	10/3/20
Receiving TDs	-	-	-
Long Play	19	at Florida State	10/3/20

RUSSELL'S 2020 GAME-BY-GAME

DATE	OPPONENT	REC	YDS	LNG	AVG	TD
10/3/20	at Florida State	7	74	19	10.6	0
10/10/20	Mercer	1	-3	-3	-3.0	0
10/17/20	at North Alabama	3	50	18	16.7	0
10/23/20	at FIU	-	-	-	-	-

RUSSELL'S 2019 GAME-BY-GAME

DATE	OPPONENT	REC	YDS	LNG	AVG	TD
8/29/19	@SE Louisiana	0	0	0	0.0	0
9/7/19	Chattanooga	0	0	0	0.0	0
9/14/19	Eastern Washington	0	0	0	0.0	0
9/21/19	North Alabama	- DNP -	-	-	-	-
9/28/19	@Austin Peay	0	0	0	0.0	0
10/5/19	Tennessee State	0	0	0	0.0	0
10/12/19	@Eastern Illinois	0	0	0	0.0	0
10/19/19	Southeast Missouri	0	0	0	0.0	0
10/26/19	Murray State	1	8	8	8.0	0
11/2/19	@UT Martin	1	5	5	5.0	0
11/9/19	@Tennessee Tech	2	11	7	5.5	0
11/23/19	Eastern Kentucky	- DNP -	-	-	-	-



TACORRIE #5
RUSSELL DE

6-3 • 230 • R-SO.
OXFORD, ALA.
OXFORD HS

2020: Did not see action at Florida State and versus Mercer...missed the game at North Alabama.

RUSSELL'S CAREER STATS

TACKLES	G	UA	A	TOTAL	TFL	YDS	PD	FF	FR
2018	1	0	0	0	0.0	0	0	0	0
2019	9	5	7	12	2.5	8	0	2	0
2020	-	-	-	-	-	-	-	-	-
TOTAL	10	5	7	12	2.5	8	0	2	0

RUSSELL'S CAREER HIGH GAME STATS

	NO.	OPPONENT	DATE
Tackles	6	2x; last vs. Tennessee State	10/5/19
Tackles for loss	1.0	vs. Tennessee State	10/5/19
Sacks	1.0	vs. Tennessee State	10/5/19
FF	1	2x; last vs. Tennessee State	10/5/19
PB	-	-	-
INT	-	-	-

RUSSELL'S 2020 GAME-BY-GAME


DATE	OPPONENT	UT	AT	TT	TFL-YDS	SCKS-YDS	INT-YDS	BRK
10/3/20	at Florida State	- DNP -	-	-	-	-	-	-
10/10/20	Mercer	- DNP -	-	-	-	-	-	-
10/17/20	at North Alabama	- DNP -	-	-	-	-	-	-
10/23/20	at FIU	-	-	-	-	-	-	-

RUSSELL'S 2019 GAME-BY-GAME

DATE	OPPONENT	UT	AT	TT	TFL-YDS	SCKS-YDS	INT-YDS	BRK
8/24/19	@SE Louisiana	1	0	1	0-0	0-0	0-0	0
9/7/19	Chattanooga	0	0	0	0-0	0-0	0-0	0
9/14/19	Eastern Washington	- DNP -	-	-	-	-	-	-
9/21/19	North Alabama	0	1	1	0.5-1	0-0	0-0	0
9/28/19	@Austin Peay	- DNP -	-	-	-	-	-	-
10/5/19	Tennessee State	3	3	6	1.0-4	1.0-4	0-0	0
10/12/19	@Eastern Illinois	0	1	1	0.5-3	0-0	0-0	0
10/19/19	Southeast Missouri	- DNP -	-	-	-	-	-	-
10/26/19	Murray State	0	0	0	0-0	0-0	0-0	0
11/2/19	@UT Martin	1	1	2	0.5-0	0-0	0-0	0
11/9/19	@Tennessee Tech	0	1	1	0-0	0-0	0-0	0
11/23/19	Eastern Kentucky	0	0	0	0-0	0-0	0-0	0

RUSSELL'S 2018 GAME-BY-GAME

DATE	OPPONENT	UT	AT	TT	TFL-YDS	SCKS-YDS	INT-YDS	BRK
8/25/18	vs. N.C. A&T	- DNP -	-	-	-	-	-	-
9/8/18	Miss. Valley State	- DNP -	-	-	-	-	-	-
9/22/18	Tennessee Tech	- DNP -	-	-	-	-	-	-
9/29/18	Austin Peay	- DNP -	-	-	-	-	-	-
10/6/18	at Eastern Kentucky	- DNP -	-	-	-	-	-	-
10/13/18	Eastern Illinois	- DNP -	-	-	-	-	-	-
10/20/18	at Southeast Missouri	- DNP -	-	-	-	-	-	-
10/27/18	at Murray State	- DNP -	-	-	-	-	-	-
11/3/18	UT Martin	0	0	0	0-0	0-0	0-0	0
11/10/18	at Tennessee State	- DNP -	-	-	-	-	-	-
11/17/18	at Kennesaw State	- DNP -	-	-	-	-	-	-
11/24/18	East Tennessee St.	- DNP -	-	-	-	-	-	-
12/1/18	at Maine	- DNP -	-	-	-	-	-	-



JOSH SAMUEL #5
WR
5-11 • 215 • R-JR.
GREENVILLE, S.C.
CENTRAL GWINNETT HS/WESTERN KENTUCKY

2020: Credited with one catch in the season opener at Florida State...also had a 20-yard TD run at FSU...carried the ball eight times for 44 yards versus Mercer...collected 24 yards on seven carries at North Alabama.

SAMUEL'S CAREER STATS							
RUSHING	G	ATT	YDS	TD	LG	AVG/C	AVG/G
2020	3	17	88	1	21	5.2	29.3
TOTAL	3	17	88	1	21	5.2	29.3

SAMUEL'S CAREER STATS						
REC	G	REC	YDS	TD	LG	REC/G
2020	3	2	16	0	9	0.6
TOTALS	3	2	16	0	9	0.6

SAMUEL'S CAREER HIGH GAME STATS			
NO.	OPPONENT	DATE	
8	vs. Mercer	10/10/20	Rush Attempts
44	vs. Mercer	10/10/20	Rush Yards
1	at Florida State	10/3/20	Rush TD's
1	2x; last at North Alabama	10/17/20	Receptions
9	at North Alabama	10/17/20	Receiving Yards
-	-	-	Receiving TDs
9	at North Alabama	10/17/20	Long Play

SAMUEL'S 2020 GAME-BY-GAME						
DATE	OPPONENT	RUSH	YDS	AVG	TD	TD RUNS
10/3/20	at Florida State	1	14	3.5	0	-
10/10/20	Mercer	4	10	1.7	0	-
10/17/23	at North Alabama	7	24	3.4	0	-
10/23/20	at Florida International	-	-	-	-	-

SAMUEL'S 2020 GAME-BY-GAME						
DATE	OPPONENT	REC	YDS	LNG	AVG	TD
10/3/20	at Florida State	7	74	19	10.6	0
10/10/20	Mercer	0	0	0	0	0
10/17/20	at North Alabama	1	9	9	9.0	0
10/23/20	at FIU	-	-	-	-	-



RICKY SAMUEL #35
DL
6-3 • 300 • R-FR.
BREWTON, ALA.
T.R. MILLER HS/TROY

2020: Did not see action in the season opener at Florida State...played versus Mercer...made one tackle at North Alabama

SAMUEL'S CAREER STATS									
TACKLES	G	UA	A	TOTAL	TFL	YDS	PD	FF	FR
2020	1	1	0	1	0-0	0-0	0	0	0
TOTAL	1	1	0	1	0-0	0-0	0	0	0

SAMUEL'S CAREER HIGH GAME STATS			
NO.	OPPONENT	DATE	
1	at North Alabama	10/17/20	Tackles
-	-	-	Tackles for loss
-	-	-	Sacks
-	-	-	FF
-	-	-	PB
-	-	-	INT

SAMUEL'S 2020 GAME-BY-GAME							
DATE	OPPONENT	UT	AT	TT	TFL-YDS	SCKS-YDS	INT-YDS
10/3/20	at Florida State	-	DNP	-	-	-	-
10/10/20	Mercer	0	0	0	0-0	0-0	0-0
10/17/20	at North Alabama	1	0	1	0-0	0-0	0-0
10/23/20	at FIU	-	-	-	-	-	-



UMSTEAD SANDERS #12
LB
6-2 • 247 • R-SR.
PORT ST. JOE, FLA.
PORT ST. JOE HS/FLORIDA

2020: Finished with seven tackles in his Gamecock debut against Florida State...turned in four stops versus Mercer...posted four tackles, including a sack at North Alabama.

SANDERS' CAREER STATS									
TACKLES	G	UA	A	TOTAL	TFL	YDS	PD	FF	FR
2020	3	4	11	15	0.5	0	0	0	0
TOTAL	3	4	11	15	0.5	0	0	0	0

SANDERS' CAREER HIGH GAME STATS			
NO.	OPPONENT	DATE	
7	at Florida State	10/3/20	Tackles
0.5	at North Alabama	10/17/20	Tackles for loss
0.5	at North Alabama	10/17/20	Sacks
-	-	-	FF
-	-	-	PB
-	-	-	INT

SANDERS' 2020 GAME-BY-GAME							
DATE	OPPONENT	UT	AT	TT	TFL-YDS	SCKS-YDS	INT-YDS
10/3/20	at Florida State	3	4	7	0-0	0-0	0-0
10/10/20	Mercer	0	4	4	0-0	0-0	0-0
10/17/20	at North Alabama	1	3	4	0.5-0	0.5-0	0-0
10/23/20	at FIU	-	-	-	-	-	-



JARED SCOTT #1
WR
6-6 • 225 • SR.
OAK PARK, ILL.
OAK PARK-RIVER FORES HS/PRAIRIE VIEW A&M

2020: Made one catch in his debut with the Gamecocks in the season opener at Florida State...caught one pass for eight yards versus Mercer...had one catch at North Alabama.

SCOTT'S CAREER STATS							
REC	G	REC	YDS	TD	LG	REC/G	AVG/C
2020	3	3	21	0	8	1.0	7.0
TOTALS	3	3	21	0	8	1.0	7.0

SCOTT'S CAREER HIGH GAME STATS			
NO.	OPPONENT	DATE	
1	3x; last at North Alabama	10/17/20	Receptions
8	vs. Mercer	10/10/20-	Receiving Yards
-	-	-	Receiving TDs
8	vs. Mercer	10/10/20	Long Play

SCOTT'S 2020 GAME-BY-GAME						
DATE	OPPONENT	REC	YDS	LNG	AVG	TD
10/3/20	at Florida State	1	7	7	7.0	0
10/10/20	Mercer	1	8	8	8.0	0
10/17/20	at North Alabama	1	6	6	6.0	0
10/23/20	at FIU	-	-	-	-	-



GEORGE #6
STEELE CB
 5-10 • 180 • R-SO.
 TRUSSVILLE, ALA.
 HEWITT-TRUSSVILLE HS



MARKEYCE #41
TROUTMAN DE
 6-4 • 230 • R-SO.
 BUTLER, GA.
 TAYLOR COUNTY HS

2020: Made three stops in the season opener at Florida State...saw action versus Mercer... had one stop and a pass break up at North Alabama.

2020: Did not see action at Florida State and versus Mercer...missed the North Alabama game.

STEELE'S CAREER STATS

TACKLES	G	UA	A	TOTAL	TFL	YDS	PD	FF	FR
2018	2	0	1	1	0.0	0	0	0	0
2019	12	19	2	21	1.0	2	0	1	0
2020	3	2	2	4	0.0	0	1	0	0
TOTAL	17	21	5	26	1.0	2	1	1	0

STEELE'S CAREER HIGH GAME STATS

	NO.	OPPONENT	DATE
Tackles	7	vs. Murray State	10/26/19
Tackles for loss	1.0	vs. Murray State	10/26/29
Sacks	-	-	-
FF	1	at UT Martin	11/2/19
PB	1	at North Alabama	10/17/20
INT	-	-	-

STEELE'S 2020 GAME-BY-GAME

DATE	OPPONENT	UT	AT	TT	TFL-YDS	SCKS-YDS	INT-YDS	BRK
10/3/20	at Florida State	1	2	3	0-0	0-0	0-0	0
10/10/20	Mercer	0	0	0	0-0	0-0	0-0	0
10/17/20	at North Alabam	1	0	1	0-0	0-0	0-0	1
10/23/20	at FIU	-	-	-	-	-	-	-

STEELE'S 2019 GAME-BY-GAME

DATE	OPPONENT	UT	AT	TT	TFL-YDS	SCKS-YDS	INT-YDS	BRK
8/24/19	@SE Louisiana	-	-	-	-	-	-	-
9/7/19	Chattanooga	0	0	0	0-0	0-0	0-0	0
9/14/19	Eastern Washington	0	0	0	0-0	0-0	0-0	0
9/21/19	North Alabama	1	0	1	0-0	0-0	0-0	0
9/28/19	@Austin Peay	2	0	2	0-0	0-0	0-0	0
10/5/19	Tennessee State	0	0	0	0-0	0-0	0-0	0
10/12/19	@Eastern Illinois	1	0	1	0-0	0-0	0-0	0
10/19/19	Southeast Missouri	0	0	0	0-0	0-0	0-0	0
10/26/19	Murray State	7	0	7	1.0-2	0-0	0-0	0
11/2/19	@UT Martin	3	1	4	0-0	0-0	0-0	0
11/9/19	@Tennessee Tech	2	0	2	0-0	0-0	0-0	0
11/23/19	Eastern Kentucky	3	1	4	0-0	0-0	0-0	0

STEELE'S 2018 GAME-BY-GAME

DATE	OPPONENT	UT	AT	TT	TFL-YDS	SCKS-YDS	INT-YDS	BRK
8/25/18	vs. N.C. A&T	-	-	-	-	-	-	-
9/8/18	Miss. Valley State	-	-	-	-	-	-	-
9/22/18	Tennessee Tech	-	-	-	-	-	-	-
9/29/18	Austin Peay	-	-	-	-	-	-	-
10/6/18	at Eastern Kentucky	-	-	-	-	-	-	-
10/13/18	Eastern Illinois	-	-	-	-	-	-	-
10/20/18	at Southeast Missouri	-	-	-	-	-	-	-
10/27/18	at Murray State	0	1	1	0-0	0-0	0-0	0
11/3/18	UT Martin	-	-	-	-	-	-	-
11/10/18	at Tennessee State	0	0	0	0-0	0-0	0-0	0
11/17/18	at Kennesaw State	-	-	-	-	-	-	-
11/24/18	East Tennessee St.	-	-	-	-	-	-	-
12/1/18	at Maine	-	-	-	-	-	-	-

TROUTMAN'S CAREER STATS

TACKLES	G	UA	A	TOTAL	TFL	YDS	PD	FF	FR
2020	-	-	-	-	-	-	-	-	-
TOTAL	-	-	-	-	-	-	-	-	-

TROUTMAN'S CAREER HIGH GAME STATS

	NO.	OPPONENT	DATE
Tackles	-	-	-
Tackles for loss	-	-	-
Sacks	-	-	-
FF	-	-	-
PB	-	-	-
INT	-	-	-

TROUTMAN'S 2020 GAME-BY-GAME

DATE	OPPONENT	UT	AT	TT	TFL-YDS	SCKS-YDS	INT-YDS	BRK
10/3/20	at Florida State	-	-	-	-	-	-	-
10/10/20	Mercer	-	-	-	-	-	-	-
10/17/20	at North Alabama	-	-	-	-	-	-	-
10/23/20	at FIU	-	-	-	-	-	-	-

TROUTMAN'S 2019 GAME-BY-GAME

DATE	OPPONENT	UT	AT	TT	TFL-YDS	SCKS-YDS	INT-YDS	BRK
8/24/19	@SE Louisiana	-	-	-	-	-	-	-
9/7/19	Chattanooga	-	-	-	-	-	-	-
9/14/19	Eastern Washington	-	-	-	-	-	-	-
9/21/19	North Alabama	-	-	-	-	-	-	-
9/28/19	@Austin Peay	-	-	-	-	-	-	-
10/5/19	Tennessee State	-	-	-	-	-	-	-
10/12/19	@Eastern Illinois	-	-	-	-	-	-	-
10/19/19	Southeast Missouri	-	-	-	-	-	-	-
10/26/19	Murray State	0	0	0	0-0	0-0	0-0	0
11/2/19	@UT Martin	0	0	0	0-0	0-0	0-0	0
11/9/19	@Tennessee Tech	0	0	0	0-0	0-0	0-0	0
11/23/19	Eastern Kentucky	-	-	-	-	-	-	-



STEVONTE #28

TULLIS LB

6-0 • 205 • R-JR.

DOTHAN, ALA.

ASHFORD HS

2020: Turned in three tackles in the season opener at Florida State...finished with five tackles and forced a fumble versus Mercer...saw action at North Alabama.

TULLIS' CAREER STATS									
TACKLES	G	UA	A	TOTAL	TFL	YDS	PD	FF	FR
2018	9	2	2	4	0	0	0	0	0
2019	12	5	9	14	0.5	2	0	0	1
2020	3	4	4	8	0.0	0	1	1	0
TOTAL	25	11	15	26	0.5	2	1	1	1

TULLIS' CAREER HIGH GAME STATS

	NO.	OPPONENT	DATE
Tackles	5	vs. Mercer	10/10/20
Tackles for loss	0.5	vs. Eastern Kentucky	11/23/19
Sacks	-	-	-
FF	1	vs. Mercer	10/10/20
FR	1	vs. North Alabama	9/21/19
PB	1	vs. Mercer	10/10/20
INT	-	-	-

TULLIS' 2020 GAME-BY-GAME

DATE	OPPONENT	UT	AT	TT	TFL-YDS	SCKS-YDS	INT-YDS	BRK
10/3/20	at Florida State	1	2	3	0-0	0-0	0-0	0
10/10/20	Mercer	3	2	5	0-0	0-0	0-0	1
10/17/20	at North Alabama	0	0	0	0-0	0-0	0-0	0
10/23/20	at FIU	-	-	-	-	-	-	-

TULLIS' 2019 GAME-BY-GAME

DATE	OPPONENT	UT	AT	TT	TFL-YDS	SCKS-YDS	INT-YDS	BRK
8/24/19	@SE Louisiana	1	0	1	0-0	0-0	0-0	0
9/7/19	Chattanooga	0	0	0	0-0	0-0	0-0	0
9/14/19	Eastern Washington	0	0	0	0-0	0-0	0-0	0
9/21/19	North Alabama	0	0	0	0-0	0-0	0-0	0
9/28/19	@Austin Peay	1	1	2	0-0	0-0	0-0	0
10/5/19	Tennessee State	1	0	1	0-0	0-0	0-0	0
10/12/19	@Eastern Illinois	1	0	1	0-0	0-0	0-0	0
10/19/19	Southeast Missouri	0	0	0	0-0	0-0	0-0	0
10/26/19	Murray State	0	0	0	0-0	0-0	0-0	0
11/2/19	@UT Martin	0	4	4	0-0	0-0	0-0	0
11/9/19	@Tennessee Tech	0	2	2	0-0	0-0	0-0	0
11/23/19	Eastern Kentucky	1	2	3	0.5-2	0-0	0-0	0

TULLIS' 2018 GAME-BY-GAME

DATE	OPPONENT	UT	AT	TT	TFL-YDS	SCKS-YDS	INT-YDS	BRK
8/25/18	vs. N.C. A&T	0	0	0	0-0	0-0	0-0	0
9/8/18	Miss. Valley State	1	1	2	0-0	0-0	0-0	0
9/22/18	Tennessee Tech	0	0	0	0-0	0-0	0-0	0
9/29/18	Austin Peay	1	0	1	0-0	0-0	0-0	0
10/6/18	at Eastern Kentucky	0	0	0	0-0	0-0	0-0	0
10/13/18	Eastern Illinois	0	0	0	0-0	0-0	0-0	0
10/20/18	at Southeast Missouri	0	0	0	0-0	0-0	0-0	0
10/27/18	at Murray State	0	1	1	0-0	0-0	0-0	0
11/3/18	UT Martin	0	0	0	0-0	0-0	0-0	0
11/10/18	at Tennessee State	- DNP	-	-	-	-	-	-
11/17/18	at Kennesaw State	- DNP	-	-	-	-	-	-
11/24/18	East Tennessee St.	- DNP	-	-	-	-	-	-
12/1/18	at Maine	- DNP	-	-	-	-	-	-



BRYANT #26

WALLACE PK/P

6-1 • 210 • R-JR.

FLORENCE, ALA.

ROGERS HS

2020: Did not see action at Florida State...played in the Mercer game...handled kick off duties at North Alabama.

WALLACE'S CAREER STATS									
SCORING	G	TD	RUSH	PASS	RETN	PAT	2PAT	FG	TOTAL AVG/G
2019	12	-	-	-	-	-	40	4	- 52/4.3
2020	-	-	-	-	-	-	-	-	-
TOTAL	12	-	-	-	-	-	40	4	- 52/4.3

FG	G	ATT	MADE	LG	PCT
2019	12	9	4	37	44.4
2020	-	-	-	-	-
TOTAL	12	9	4	37	44.4

WALLACE'S CAREER HIGH GAME STATS

	NO.	OPPONENT	DATE
FG Attempts	2	2x; last vs. Eastern Kentucky	11/23/19
FG Made	1	4x; last vs. Eastern Kentucky	11/23/19
Long	37	at UT Martin	11/2/19
Points	7	Tennessee State	10/5/19

WALLACE'S 2020 FIELD GOAL SEQUENCE (MADE/MISSED)

DATE	OPPONENT	FGM	FGA	LNG	FG SEQ.
10/3/20	at Florida State	-	-	-	-
10/10/20	Mercer	0	0	0	-
10/17/20	at North Alabama	0	0	0	-
10/23/20	at FIU	-	-	-	-

WALLACE'S 2019 FIELD GOAL SEQUENCE (MADE/MISSED)

DATE	OPPONENT	FGM	FGA	LNG	FG SEQ.
8/24/19	@SE Louisiana	-	-	-	-
9/7/19	Chattanooga	-	-	-	-
9/14/19	Eastern Washington	-	-	-	-
9/21/19	North Alabama	1	1	27	27
9/28/19	@Austin Peay	-	-	-	-
10/5/19	Tennessee State	1	2	36	36, 32
10/12/19	@Eastern Illinois	0	1	-	40
10/19/19	Southeast Missouri	-	-	-	-
10/26/19	Murray State	0	1	-	44
11/2/19	@UT Martin	1	2	37	21, 37
11/9/19	@Tennessee Tech	-	-	-	-
11/23/19	Eastern Kentucky	1	2	21	21, 31



ZION #10
WEBB QB
 6-0 • 200 • R-JR.
 PHENIX CITY, ALA.
 CENTRAL HS

2020: Played one series in the season opener at Florida State...had one pass for 12 yard and one carry against the Seminoles...saw limited time versus Mercer...missed the North Alabama game.

WEBB'S CAREER STATS

RUSHING	G	ATT	YDS	TD	LG	AVG/C	AVG/G
2018	10	60	412	6	48	6.9	41.2
2019	7	19	112	1	23	5.9	16.0
2020	2	2	5	0	3	2.5	2.5
TOTAL	19	81	529	7	48	6.5	27.8

PASSING	G	ATT	CMP	INT	YDS	TD	LG	PCT	AVG/P	AVG/G	EFF.
2018	10	61	34	1	444	5	40	.602	13.1	44.4	140.6
2019	7	14	6	0	148	1	45	.429	8.3	21.1	155.2
2020	2	1	1	0	12	0	12	1.000	12.0	12.0	200.8
TOTAL	19	76	41	1	604	6	45	.539	14.1	33.6	144.3

WEBB'S CAREER HIGH GAME STATS

	NO.	OPPONENT	DATE
Completions	12	vs. Eastern Illinois	10/13/18
Pass Attempts	19	vs. Eastern Illinois	10/13/18
Pass Yards	137	at Eastern Kentucky	10/6/18
Pass TD's	3	at Eastern Kentucky	10/6/18
Interceptions	-	-	-
Rush Attempts	9	vs. Tennessee Tech	9/22/18
Rush Yards	100	at Eastern Kentucky	10/6/18
Rush TD's	2	vs. Tennessee Tech	9/22/18
Long Rush Play	48	at Eastern Kentucky	10/6/18
Long Pass Play	45	vs. Murray State	10/26/19

WEBB'S 2020 GAME BY GAME STATISTICS

DATE	OPPONENT	PASSING			RUSHING			
		COMP-ATT-INT	YDS	TD	LG	NO.-YDS	TD	LG
10/3/20	at Florida State	1-1-0	12	0	12	1-3	0	3
10/10/20	Mercer	0	0	0	0	1-2	0	2
10/17/20	at North Alabama	- DNP -	-	-	-	-	-	-
10/23/20	at Florida International	-	-	-	-	-	-	-

WEBB'S 2019 GAME BY GAME STATISTICS

DATE	OPPONENT	PASSING			RUSHING			
		COMP-ATT-INT	YDS	TD	LG	NO.-YDS	TD	LG
8/24/19	@SE Louisiana	- DNP -	-	-	-	-	-	-
9/7/19	Chattanooga	0-1-0	0	0	-	2-6	0	3
9/14/19	Eastern Washington	0-0-0	0	0	-	0-0	0	-
9/21/19	North Alabama	1-2-0	5	0	5	1-0	0	0
9/28/19	@Austin Peay	0-3-0	0	0	0	1-12	0	12
10/5/19	Tennessee State	- DNP -	-	-	-	-	-	-
10/12/19	@Eastern Illinois	- DNP -	-	-	-	-	-	-
10/19/19	Southeast Missouri	- DNP -	-	-	-	-	-	-
10/26/19	Murray State	2-6-0	74	1	45	12-79	1	23
11/2/19	@UT Martin	2-2-0	29	0	15	3-15	0	10
11/9/19	@Tennessee Tech	1-1-0	40	0	40	0-0	0	0
11/23/19	Eastern Kentucky	- DNP -	-	-	-	-	-	-

WEBB'S 2018 GAME BY GAME STATISTICS

DATE	OPPONENT	PASSING			RUSHING			
		COMP-ATT-INT	YDS	TD	LG	NO.-YDS	TD	LG
8/25/18	North Carolina A&T	1-3-0	3	0	3	3-1	0	4
9/8/18	Mississippi Valley State	4-9-0	59	9	40	7-59	0	25
9/22/18	Tennessee Tech	3-8-0	52	1	40	9-59	2	29
9/29/18	Austin Peay	1-1-0	1	0	1	8-29	0	7
10/6/18	at Eastern Kentucky	9-15-0	137	3	29	8-100	1	48
10/13/18	Eastern Illinois	12-19-1	124	1	23	4-55	1	38
10/20/18	at Southeast Missouri	- DNP -	-	-	-	-	-	-
10/27/18	at Murray State	1-2-0	27	0	27	8-74	1	39
11/3/18	UT Martin	1-2-0	2	0	2	6-14	0	7
11/10/18	at Tennessee State	0-0-0	0	0	0	7-5	0	10
11/17/18	at Kennesaw State	- DNP -	-	-	-	-	-	-
11/24/18	East Tennessee State	- DNP -	-	-	-	-	-	-
12/1/18	at Maine	2-2-0	25	0	14	2-16	0	10



DACORRION #93
WEST DL
 6-3 • 325 • SO.
 COLUMBUS, GA.
 CARVER HS

2020: Made three tackles in the season opener at Florida State...did not play versus Mercer and at North Alabama..

WEST'S CAREER STATS

TACKLES	G	UA	A	TOTAL	TFL	YDS	PD	FF	FR
2019	11	4	13	17	1.5	2	0	0	0
2020	1	2	1	3	0.0	0	0	0	0
TOTAL	12	6	14	20	1.5	2	0	0	0

WEST'S CAREER HIGH GAME STATS

	NO.	OPPONENT	DATE
Tackles	3	2x; last at Florida State	10/3/20
Tackles for loss	1.0	vs. Chattanooga	9/7/19
Sacks	-	-	-
FF	-	-	-
FR	-	-	-
PB	-	-	-
INT	-	-	-

WEST'S 2020 GAME-BY-GAME

DATE	OPPONENT	UT	AT	TT	TFL-YDS	SCKS-YDS	INT-YDS	BRK
10/3/20	at Florida State	2	1	3	0-0	0-0	0-0	0
10/10/20	Mercer	- DNP -	-	-	-	-	-	-
10/17/20	at North Alabama	- DNP -	-	-	-	-	-	-
10/23/20	at FIU	-	-	-	-	-	-	-

WEST'S 2019 GAME-BY-GAME

DATE	OPPONENT	UT	AT	TT	TFL-YDS	SCKS-YDS	INT-YDS	BRK
8/24/19	@SE Louisiana	- DNP -	-	-	-	-	-	-
9/7/19	Chattanooga	1	0	1	1.0-1	0-0	0-0	0
9/14/19	Eastern Washington	1	1	2	0-0	0-0	0-0	0
9/21/19	North Alabama	0	2	2	0.5-1	0-0	0-0	0
9/28/19	@Austin Peay	0	1	1	0-0	0-0	0-0	0
10/5/19	Tennessee State	0	1	1	0-0	0-0	0-0	0
10/12/19	@Eastern Illinois	1	1	2	0-0	0-0	0-0	0
10/19/19	Southeast Missouri	0	3	3	0-0	0-0	0-0	0
10/26/19	Murray State	1	1	2	0-0	0-0	0-0	0
11/2/19	@UT Martin	0	0	0	0-0	0-0	0-0	0
11/9/19	@Tennessee Tech	0	2	2	0-0	0-0	0-0	0
11/23/19	Eastern Kentucky	0	1	1	0-0	0-0	0-0	0



ZACK #24

WOODARD LB

6-1 • 235 • R-JR.

THOMASVILLE, ALA.

THOMASVILLE HS

- 2020 PRESEASON ALL-OVC
- 2019 SECOND TEAM ALL-OVC

2020: Collected seven tackles in the season opener at Florida State...made one stop versus Mercer.. Finished with six tackles, including a stop for a loss at North Alabama.

WOODARD'S CAREER STATS

TACKLES	G	UA	A	TOTAL	TFL	YDS	PD	FF	FR
2018	13	16	14	30	4.5	19	1	1	0
2019	12	43	53	96	7.0	10	4	0	1
2020	3	10	4	14	1.0	1	0	0	0
TOTAL	27	69	71	140	12.5	30	5	1	1

WOODARD'S CAREER HIGH GAME STATS

	NO.	OPPONENT	DATE
Tackles	12	at Austin Peay	9/28/19
Tackles for loss	2.5	at Murray State	10/27/18
Sacks	0.5	2x; last at UT Martin	11/2/19
FF	1	vs. East Tennessee State	11/24/18
FR	1	vs. Tennessee State	10/5/19
PB	2	at Southeastern Louisiana	8/29/19
INT	2	at Eastern Kentucky	10/6/18

WOODARD'S 2020 GAME-BY-GAME

DATE	OPPONENT	UT	AT	TT	TFL-YDS	SCKS-YDS	INT-YDS	BRK
10/3/20	at Florida State	6	1	7	0-0	0-0	0-0	0
10/10/20	Mercer	0	1	1	0-0	0-0	0-0	0
10/17/20	at North Alabama	4	2	6	1.0-1	0-0	0-0	0
10/23/20	at FIU	-	-	-	-	-	-	-

WOODARD'S 2019 GAME-BY-GAME

DATE	OPPONENT	UT	AT	TT	TFL-YDS	SCKS-YDS	INT-YDS	BRK
8/24/19	@SE Louisiana	3	7	10	0-0	0-0	0-0	2
9/7/19	Chattanooga	4	1	5	1.0-1	0-0	0-0	0
9/14/19	Eastern Washington	2	5	7	1.5-1	0-0	0-0	0
9/21/19	North Alabama	4	4	8	0-0	0-0	0-0	0
9/28/19	@Austin Peay	8	4	12	0-0	0-0	0-0	0
10/5/19	Tennessee State	2	1	3	0.5-0	0-0	0-0	0
10/12/19	@Eastern Illinois	5	3	8	0-0	0-0	1-2	0
10/19/19	Southeast Missouri	2	6	8	1.0-1	0-0	0-0	1
10/26/19	Murray State	3	1	4	0-0	0-0	0-0	0
11/2/19	@UT Martin	1	8	9	0.5-0	0.5-0	0-0	0
11/9/19	@Tennessee Tech	4	7	11	1.5-7	0-0	0-0	0
11/23/19	Eastern Kentucky	5	6	11	1.0-1	0-0	0-0	0

WOODARD'S 2018 GAME-BY-GAME

DATE	OPPONENT	UT	AT	TT	TFL-YDS	SCKS-YDS	INT-YDS	BRK
8/25/18	vs. N.C. A&T	0	3	3	0-0	0-0	0-0	0
9/8/18	Miss. Valley State	1	2	3	0.5-1	0-0	0-0	1
9/22/18	Tennessee Tech	0	1	1	0-0	0-0	0-0	0
9/29/18	Austin Peay	1	1	2	0-0	0-0	0-0	0
10/6/18	at Eastern Kentucky	0	0	0	0-0	0-0	2-11	0
10/13/18	Eastern Illinois	3	0	3	0-0	0-0	0-0	0
10/20/18	at Southeast Missouri	0	2	2	0.5-4	0-0	0-0	0
10/27/18	at Murray State	3	1	4	2.5-10	0.5-4	0-0	0
11/3/18	UT Martin	2	1	3	0-0	0-0	0-0	0
11/10/18	at Tennessee State	1	0	1	1.0-8	0-0	0-0	0
11/17/18	at Kennesaw State	2	2	4	0-0	0-0	0-0	0
11/24/18	East Tennessee St.	1	0	1	0-0	0-0	0-0	0
12/1/18	at Maine	2	1	3	0-0	0-0	0-0	0

2020 Jacksonville State Football
Jacksonville State Game Results (as of Oct 17, 2020)
All games

Date	Opponent		Score	Overall	Conference	Time	Attend
Oct 03, 2020	at Florida St.	L	24-41	0-1	0-0	03:42	13589
Oct 10, 2020	MERCER	W	34-28	1-1	0-0	3:01	5870
Oct 17, 2020	at North Alabama	W	24-17	2-1	0-0	4:15	4632

2020 Jacksonville State Football
 Jacksonville State Overall Team Statistics (as of Oct 17, 2020)
 All games

Team Statistics	JSU	OPP
SCORING	82	86
Points Per Game	27.3	28.7
Points Off Turnovers	21	14
FIRST DOWNS	55	70
Rushing	18	33
Passing	29	30
Penalty	8	7
RUSHING YARDAGE	366	479
Yards gained rushing	425	539
Yards lost rushing	59	60
Rushing Attempts	110	126
Average Per Rush	3.3	3.8
Average Per Game	122.0	159.7
TDs Rushing	7	7
PASSING YARDAGE	627	615
Comp-Att-Int	50-74-1	55-89-3
Average Per Pass	8.5	6.9
Average Per Catch	12.5	11.2
Average Per Game	209.0	205.0
TDs Passing	1	4
TOTAL OFFENSE	993	1094
Total Plays	184	215
Average Per Play	5.4	5.1
Average Per Game	331.0	364.7
KICK RETURNS: #-Yards	5-66	9-235
PUNT RETURNS: #-Yards	2-2	3-12
INT RETURNS: #-Yards	3-18	1-0
KICK RETURN AVERAGE	13.2	26.1
PUNT RETURN AVERAGE	1.0	4.0
INT RETURN AVERAGE	6.0	0.0
FUMBLES-LOST	2-1	6-2
PENALTIES-Yards	25-182	20-192
Average Per Game	60.7	64.0
PUNTS-Yards	11-467	12-461
Average Per Punt	42.5	38.4
Net punt average	41.4	36.6
KICKOFFS-Yards	17-855	16-799
Average Per Kick	50.3	49.9
Net kick average	33.5	38.0
TIME OF POSSESSION/Game	28:34	31:26
3RD-DOWN Conversions	14/36	22/45
3rd-Down Pct	39%	49%
4TH-DOWN Conversions	3/7	4/7
4th-Down Pct	43%	57%
SACKS BY-Yards	5-31	5-25
MISC YARDS	0	0
TOUCHDOWNS SCORED	10	12
FIELD GOALS-ATTEMPTS	4-4	1-2
ON-SIDE KICKS	0-0	0-0
RED-ZONE SCORES	(12-14) 86%	(10-10) 100%
RED-ZONE TOUCHDOWNS	(8-14) 57%	(9-10) 90%
PAT-ATTEMPTS	(10-10) 100%	(11-12) 92%
ATTENDANCE	5870	18221
Games/Avg Per Game	1/5870	2/9110
Neutral Site Games		0/0

Score by Quarters	1st	2nd	3rd	4th	OT	Total
Jacksonville State	17	38	17	10	0	82
Opponents	17	21	34	14	0	86

2020 Jacksonville State Football
 Jacksonville State Overall Individual Statistics (as of Oct 17, 2020)
 All games

Rushing	gp	att	gain	loss	net	avg	td	lg	avg/g
Pat Jackson	3	20	94	3	91	4.6	1	28	30.3
Zerrick Cooper	3	30	124	35	89	3.0	5	16	29.7
Josh Samuel	3	17	88	0	88	5.2	1	21	29.3
Uriah West	3	25	86	4	82	3.3	0	14	27.3
Michael Matthews	2	10	28	4	24	2.4	0	8	12.0
Zion Webb	2	2	5	0	5	2.5	0	3	2.5
PJ Wells	1	1	0	1	-1	-1.0	0	0	-1.0
TEAM	3	5	0	12	-12	-2.4	0	0	-4.0
Total	3	110	425	59	366	3.3	7	28	122.0
Opponents	3	126	539	60	479	3.8	7	24	159.7

Passing	gp	effic	comp-att-int	pct	yds	td	lg	avg/g
Zerrick Cooper	3	139.67	49-73-1	67.1	615	1	41	205.0
Zion Webb	2	200.80	1-1-0	100.0	12	0	12	6.0
Total	3	140.50	50-74-1	67.6	627	1	41	209.0
Opponents	3	127.93	55-89-3	61.8	615	4	48	205.0

Receiving	gp	no.	yds	avg	td	lg	avg/g
Trae Barry	3	13	240	18.5	0	40	80.0
Dave Russell	3	11	121	11.0	0	19	40.3
Uriah West	3	7	74	10.6	0	28	24.7
Logan McVay	3	6	109	18.2	0	41	36.3
Quan Charleston	3	3	24	8.0	1	14	8.0
Jared Scott	3	3	21	7.0	0	8	7.0
Josh Samuel	3	2	16	8.0	0	9	5.3
Ahmad Edwards	2	2	16	8.0	0	12	8.0
Pat Jackson	3	1	7	7.0	0	7	2.3
Landon Rice	2	1	6	6.0	0	6	3.0
Jayson Jones	2	1	-7	-7.0	0	0	-3.5
Total	3	50	627	12.5	1	41	209.0
Opponents	3	55	615	11.2	4	48	205.0

Punt Returns	no.	yds	avg	td	lg
Jaylen Swain	1	0	0.0	0	0
Quan Charleston	1	2	2.0	0	2
Total	2	2	1.0	0	2
Opponents	3	12	4.0	0	8

Interceptions	no.	yds	avg	td	lg
Marshall Clark	1	5	5.0	0	5
Kolbi Fuqua	1	13	13.0	1	13
Nicario Harper	1	0	0.0	0	0
Total	3	18	6.0	1	13
Opponents	1	0	0.0	0	0

Kick Returns	no.	yds	avg	td	lg
Yul Gowdy	2	53	26.5	0	40
Jamari Jemison	1	15	15.0	0	15
Uriah West	1	-2	-2.0	0	0
Logan McVay	1	0	0.0	0	0
Total	5	66	13.2	0	40
Opponents	9	235	26.1	1	100

Fumble Returns	no.	yds	avg	td	lg
Nicario Harper	1	64	64.0	1	64
Total	1	64	64.0	1	64
Opponents	0	0	0.0	0	0

2020 Jacksonville State Football
 Jacksonville State Overall Individual Statistics (as of Oct 17, 2020)
 All games

Scoring	td	fg	PAT				dpx	saf	pts
			kick	rush	rcv	pass			
Zerrick Cooper	5	-	-	-	-	-	-	30	
Alen Karajic	-	4-4	10-10	-	-	-	-	22	
Josh Samuel	1	-	-	-	-	-	-	6	
Quan Charleston	1	-	-	-	-	-	-	6	
Nicario Harper	1	-	-	-	-	-	-	6	
Kolbi Fuqua	1	-	-	-	-	-	-	6	
Pat Jackson	1	-	-	-	-	-	-	6	
Total	10	4-4	10-10	-	-	-	-	82	
Opponents	12	1-2	11-12	-	-	-	-	86	

Total Offense	g	plays	rush	pass	total	avg/g
Zerrick Cooper	3	103	89	615	704	234.7
Pat Jackson	3	20	91	0	91	30.3
Josh Samuel	3	17	88	0	88	29.3
Uriah West	3	25	82	0	82	27.3
Michael Matthews	2	10	24	0	24	12.0
Zion Webb	2	3	5	12	17	8.5
PJ Wells	1	1	-1	0	-1	-1.0
TEAM	3	5	-12	0	-12	-4.0
Total	3	184	366	627	993	331.0
Opponents	3	215	479	615	1094	364.7

Field Goals	fg	pct.	01-19	20-29	30-39	40-49	50-99	lg	blk
Alen Karajic	4-4	100.0	0-0	1-1	2-2	1-1	0-0	43	0

FG Sequence	Jacksonville State	Opponents
Florida St.	(21)	49
Mercer	(38),(43)	-
North Alabama	(36)	(19)

Numbers in (parentheses) indicate field goal was made.

Punting	no.	yds	avg	lg	tb	fc	i20	50+	blk
Preston Knight	11	467	42.5	61	0	3	7	4	0
Total	11	467	42.5	61	0	3	7	4	0
Opponents	12	461	38.4	51	1	7	4	1	1

Kickoffs	no.	yds	avg	tb	ob	retn	net	ydln
Bryant Wallace	12	531	44.2	1	4			
Alen Karajic	5	324	64.8	1	0			
Total	17	855	50.3	2	4	26.1	33.5	31
Opponents	16	799	49.9	5	0	13.2	38.0	27

2020 Jacksonville State Football
 Jacksonville State Overall Individual Statistics (as of Oct 17, 2020)
 All games

All Purpose	g	rush	rcv	pr	kr	ir	total	avg/g
Trae Barry	3	0	240	0	0	0	240	80.0
Uriah West	3	82	74	0	-2	0	154	51.3
Dave Russell	3	0	121	0	0	0	121	40.3
Logan McVay	3	0	109	0	0	0	109	36.3
Josh Samuel	3	88	16	0	0	0	104	34.7
Pat Jackson	3	91	7	0	0	0	98	32.7
Zerrick Cooper	3	89	0	0	0	0	89	29.7
Yul Gowdy	3	0	0	0	53	0	53	17.7
Quan Charlesto	3	0	24	2	0	0	26	8.7
Michael Matthew	2	24	0	0	0	0	24	12.0
Jared Scott	3	0	21	0	0	0	21	7.0
Ahmad Edwards	2	0	16	0	0	0	16	8.0
Jamari Jemison	1	0	0	0	15	0	15	15.0
Kolbi Fuqua	3	0	0	0	0	13	13	4.3
Landon Rice	2	0	6	0	0	0	6	3.0
Zion Webb	2	5	0	0	0	0	5	2.5
Marshall Clark	3	0	0	0	0	5	5	1.7
PJ Wells	1	-1	0	0	0	0	-1	-1.0
Jayson Jones	2	0	-7	0	0	0	-7	-3.5
TEAM	3	-12	0	0	0	0	-12	-4.0
Total	3	366	627	2	66	18	1079	359.7
Opponents	3	479	615	12	235	0	1341	447.0

2020 Jacksonville State Football
 Jacksonville State Overall Defensive Statistics (as of Oct 17, 2020)
 All games

#	Defensive Leaders	gp	Tackles			tfl/yds	Sacks no-yds	Pass defense			Fumbles		blkd	
			ua	a	tot			int-yds	brup	qbh	rcv-yds	ff	kick	saf
9D	Darius Joiner	3	11	13	24
23	Kolbi Fuqua	3	7	14	21	0.5-1	.	1-13	1	1	.	1	.	.
1D	Nicario Harper	3	7	14	21	.	.	1-0	.	1	1-64	.	.	.
2D	DJ Coleman	3	10	11	21	4.5-18	2.0-12	.	1	3
8D	Markail Benton	3	4	12	16	1-0	.	.	.
12	Umstead Sanders	3	4	11	15	0.5-0	0.5-0	.	.	3
7D	Yul Gowdy	3	10	5	15	1
24	Zack Woodard	3	10	4	14	1.0-1
3D	Marshall Clark	3	2	11	13	0.5-1	.	1-5	.	1
30	Jaylen Swain	3	5	5	10	2.5-6	0.5-2	.	.	2	.	1	1	.
28	Stevonte Tullis	3	4	4	8	.	.	.	1	1	.	1	.	.
14	Jeremiah Harris	1	5	2	7
10	Jacquez Payton	3	6	1	7	.	.	.	1
91	Chris Hardie	2	1	5	6	1.5-4	1.0-3
18	Malik Feaster	3	1	5	6	0.5-0
31	Hudson Petty	2	1	3	4
99	Anthony Nesby	3	1	3	4	0.5-1
15	Jamias Presley	2	3	1	4	.	.	.	1
6D	George Steele	3	2	2	4	.	.	.	1
37	Phillip Hopkins	3	2	2	4	2.0-16	1.0-14
93	Dacorrion West	1	2	1	3
90	Lemuel Gordon	2	1	2	3
95	Robert Johnson	3	.	3	3
16	Laletia Hale	2	.	2	2
92	Jackson Luttrell	2	.	1	1
90	Ahmad Edwards	2	1	.	1
29	Casey Grigley II	1	.	1	1
1X	Marquez Henry	1	.	1	1
80	Dave Russell	3	1	.	1
35	Ricky Samuel	2	1	.	1
1S	Jared Scott	3	.	1	1
Total		3	102	140	242	14-48	5-31	3-18	6	13	2-64	3	1	.
Opponents		3	77	130	207	16-49	5-25	1-0	4	3	1-0	1	.	.

2020 Jacksonville State Football
 Jacksonville State Team Game-by-Game (as of Oct 17, 2020)
 All games

TEAM STATISTICS

Date	Opponent	Rushing				Receiving				Passing				Kick Returns				Punt Returns				tot off
		no.	yds	td	lg	no.	yds	td	lg	cmp-att-int	yds	td	lg	no.	yds	td	lg	no.	yds	td	lg	
Oct 03	at Florida St.	22	63	2	20	23	244	0	41	23-31-1	244	0	41	0	0	0	0	1	2	0	2	307
Oct 10	MERCER	50	158	3	28	12	139	0	38	12-18-0	139	0	38	3	55	0	40	1	0	0	0	297
Oct 17	at North Alabama	38	145	2	14	15	244	1	40	15-25-0	244	1	40	2	11	0	13	0	0	0	0	389
Opponents		110	366	7	28	50	627	1	41	50-74-1	627	1	41	5	66	0	40	2	2	0	2	993
		126	479	7	24	55	615	4	48	55-89-3	615	4	48	9	235	1	100	3	12	0	8	1094

Games: 3 • Avg/rush: 3.3 • Avg/catch: 12.5 • Pass effic: 140.50 • KR avg: 13.2 • PR avg: 1.0 • All purpose avg/game: 359.7 • Total offense avg/gm: 331.0

Date	Opponent	Tackles				Sacks	Fumble		Pass Defense			blkd	PAT Attempts			off		
		ua	a	total	tfl-yds	no-yds	ff	fr-yds	int-yds	qbh	brup	kick	kick	rush	rcv	saf	t/o	pts
Oct 03	at Florida St.	49	44	93	2.0-23	2.0-23	0	0-0	1-13	2	1	0	3-3	0	0	0	7	24
Oct 10	MERCER	21	64	85	3.0-8	0.0-0	3	2-64	1-5	6	3	1	4-4	0	0	0	14	34
Oct 17	at North Alabama	32	32	64	9.0-17	3.0-8	0	0-0	1-0	5	2	0	3-3	0	0	0	0	24
Opponents		102	140	242	14.0-48	5.0-31	3	2-64	3-18	13	6	1	10-10	0	0	0	21	82
		77	130	207	16.0-49	5.0-25	1	1-0	1-0	3	4	0	11-12	0	0	0	14	86

Date	Opponent	Punting							Field Goals			Kickoffs						
		no.	yds	avg	long	blkd	tb	fc	50+	i20	md-att	long	blkd	no.	yds	avg	tb	ob
Oct 03	at Florida St.	5	246	49.2	61	0	0	1	3	4	1-1	21	0	5	324	64.8	1	0
Oct 10	MERCER	4	135	33.8	35	0	0	2	0	2	2-2	43	0	7	299	42.7	0	2
Oct 17	at North Alabama	2	86	43.0	59	0	0	0	1	1	1-1	36	0	5	232	46.4	1	2
Opponents		11	467	42.5	61	0	0	3	4	7	4-4	43	0	17	855	50.3	2	4
		12	461	38.4	51	1	1	7	1	4	1-2	19	0	16	799	49.9	5	0

2020 Jacksonville State Football
 Jacksonville State Opponent Game-by-Game (as of Oct 17, 2020)
 All games

OPPONENT STATISTICS

Date	Opponent	Rushing				Receiving				Passing				Kick Returns				Punt Returns				tot off
		no.	yds	td	lg	no.	yds	td	lg	cmp-att-int	yds	td	lg	no.	yds	td	lg	no.	yds	td	lg	
Oct 03	at Florida St.	53	263	5	24	20	268	1	48	20-29-1	268	1	48	4	109	0	37	3	12	0	8	531
Oct 10	MERCER	43	153	1	13	12	134	2	31	12-25-1	134	2	31	5	126	1	100	0	0	0	0	287
Oct 17	at North Alabama	30	63	1	12	23	213	1	24	23-35-1	213	1	24	0	0	0	0	0	0	0	0	276
Jacksonville State		126	479	7	24	55	615	4	48	55-89-3	615	4	48	9	235	1	100	3	12	0	8	1094
Jacksonville State		110	366	7	28	50	627	1	41	50-74-1	627	1	41	5	66	0	40	2	2	0	2	993

Games: 3 • Avg/rush: 3.8 • Avg/catch: 11.2 • Pass effic: 127.93 • KR avg: 26.1 • PR avg: 4.0 • All purpose avg/game: 447.0 • Total offense avg/gm: 364.7

Date	Opponent	Tackles				Sacks	Fumble		Pass Defense			blkd	PAT Attempts			off			
		ua	a	total	tfl-yds	no-yds	ff	fr-yds	int-yds	qbh	brup	kick	kick	rush	rcv	saf	t/o	pts	
Oct 03	at Florida St.	22	34	56	5.0-16	2.0-7	0	0-0	1-0	0	0	0	0	5-6	0	0	0	7	41
Oct 10	MERCER	29	54	83	8.0-30	3.0-18	1	1-0	0-0	0	0	0	0	4-4	0	0	0	7	28
Oct 17	at North Alabama	26	42	68	3.0-3	0.0-0	0	0-0	0-0	3	4	0	0	2-2	0	0	0	0	17
Jacksonville State		77	130	207	16.0-49	5.0-25	1	1-0	1-0	3	4	0	0	11-12	0	0	0	14	86
Jacksonville State		102	140	242	14.0-48	5.0-31	3	2-6	3-18	13	6	1	0	10-10	0	0	0	21	82

Date	Opponent	Punting								Field Goals			Kickoffs					
		no.	yds	avg	long	blkd	tb	fc	50+	i20	md-att	long	blkd	no.	yds	avg	tb	ob
Oct 03	at Florida St.	3	132	44.0	49	0	0	1	0	1	0-1	0	0	7	380	54.3	4	0
Oct 10	MERCER	5	167	33.4	51	1	0	3	1	2	0-0	0	0	5	242	48.4	1	0
Oct 17	at North Alabama	4	162	40.5	44	0	1	3	0	1	1-1	19	0	4	177	44.2	0	0
Jacksonville State		12	461	38.4	51	1	1	7	1	4	1-2	19	0	16	799	49.9	5	0
Jacksonville State		11	467	42.5	61	0	0	3	4	7	4-4	43	0	17	855	50.3	2	4

2020 Jacksonville State Football
 Jacksonville State Game Superlatives (as of Oct 17, 2020)
 All games

INDIVIDUAL GAME HIGHS

Rushes	12	Zerrick Cooper vs Mercer (Oct 10, 2020)
Yards Rushing	62	Pat Jackson vs Mercer (Oct 10, 2020)
TD Rushes	2	Zerrick Cooper vs Mercer (Oct 10, 2020)
	2	Zerrick Cooper at North Alabama (Oct 17, 2020)
Long Rush	28	Pat Jackson vs Mercer (Oct 10, 2020)
Pass attempts	30	Zerrick Cooper at Florida St. (Oct 03, 2020)
Pass completions	22	Zerrick Cooper at Florida St. (Oct 03, 2020)
Yards Passing	244	Zerrick Cooper at North Alabama (Oct 17, 2020)
TD Passes	1	Zerrick Cooper at North Alabama (Oct 17, 2020)
Long Pass	41	Zerrick Cooper at Florida St. (Oct 03, 2020)
Receptions	7	Dave Russell at Florida St. (Oct 03, 2020)
Yards Receiving	104	Trae Barry at North Alabama (Oct 17, 2020)
TD Receptions	1	Quan Charleston at North Alabama (Oct 17, 2020)
Long Reception	41	Logan McVay at Florida St. (Oct 03, 2020)
Field Goals	2	Alen Karajic vs Mercer (Oct 10, 2020)
Long Field Goal	43	Alen Karajic vs Mercer (Oct 10, 2020)
Punts	5	Preston Knight at Florida St. (Oct 03, 2020)
Punting Avg	49.2	Preston Knight at Florida St. (Oct 03, 2020)
Long Punt	61	Preston Knight at Florida St. (Oct 03, 2020)
Punts inside 20	4	Preston Knight at Florida St. (Oct 03, 2020)
Long Punt Return	2	Quan Charleston at Florida St. (Oct 03, 2020)
Long Kickoff Return	40	Yul Gowdy vs Mercer (Oct 10, 2020)
Tackles	12	Darius Joiner vs Mercer (Oct 10, 2020)
Sacks	1.0	DJ Coleman at Florida St. (Oct 03, 2020)
	1.0	Phillip Hopkins at Florida St. (Oct 03, 2020)
	1.0	DJ Coleman at North Alabama (Oct 17, 2020)
	1.0	Chris Hardie at North Alabama (Oct 17, 2020)
Tackles For Loss	2.5	DJ Coleman at North Alabama (Oct 17, 2020)
Interceptions	1	Kolbi Fuqua at Florida St. (Oct 03, 2020)
	1	Marshall Clark vs Mercer (Oct 10, 2020)
	1	Nicario Harper at North Alabama (Oct 17, 2020)

2020 Jacksonville State Football
 Jacksonville State Game Superlatives (as of Oct 17, 2020)
 All games

TEAM GAME HIGHS

Rushes	50	vs Mercer (Oct 10, 2020)
Yards Rushing	158	vs Mercer (Oct 10, 2020)
Yards Per Rush	3.8	at North Alabama (Oct 17, 2020)
TD Rushes	3	vs Mercer (Oct 10, 2020)
Pass attempts	31	at Florida St. (Oct 03, 2020)
Pass completions	23	at Florida St. (Oct 03, 2020)
Yards Passing	244	at Florida St. (Oct 03, 2020)
	244	at North Alabama (Oct 17, 2020)
Yards Per Pass	9.8	at North Alabama (Oct 17, 2020)
TD Passes	1	at North Alabama (Oct 17, 2020)
Total Plays	68	vs Mercer (Oct 10, 2020)
Total Offense	389	at North Alabama (Oct 17, 2020)
Yards Per Play	6.2	at North Alabama (Oct 17, 2020)
Points	34	vs Mercer (Oct 10, 2020)
Sacks By	3	at North Alabama (Oct 17, 2020)
First Downs	19	at North Alabama (Oct 17, 2020)
Penalties	10	at North Alabama (Oct 17, 2020)
Penalty Yards	80	at North Alabama (Oct 17, 2020)
Turnovers	1	at Florida St. (Oct 03, 2020)
	1	vs Mercer (Oct 10, 2020)
Interceptions By	1	at Florida St. (Oct 03, 2020)
	1	vs Mercer (Oct 10, 2020)
	1	at North Alabama (Oct 17, 2020)
Punts	5	at Florida St. (Oct 03, 2020)
Punting Avg	49.2	at Florida St. (Oct 03, 2020)
Long Punt	61	at Florida St. (Oct 03, 2020)
Punts inside 20	4	at Florida St. (Oct 03, 2020)
Long Punt Return	2	at Florida St. (Oct 03, 2020)

2020 Jacksonville State Football
 Jacksonville State Game Superlatives (as of Oct 17, 2020)
 All games

OPPONENT INDIVIDUAL GAME HIGHS

Rushes	23	Tyray Devezin, vs Mercer (Oct 10, 2020)
Yards Rushing	99	Toafili, Lawranc, at Florida St. (Oct 03, 2020)
TD Rushes	2	Webb, La'Damian, at Florida St. (Oct 03, 2020)
Long Rush	24	Toafili, Lawranc, at Florida St. (Oct 03, 2020)
Pass attempts	34	Blake Dever, at North Alabama (Oct 17, 2020)
Pass completions	22	Blake Dever, at North Alabama (Oct 17, 2020)
Yards Passing	210	Travis, Jordan, at Florida St. (Oct 03, 2020)
TD Passes	2	Harrison Frost, vs Mercer (Oct 10, 2020)
Long Pass	48	Travis, Jordan, at Florida St. (Oct 03, 2020)
Receptions	7	Wilson, Ontaria, at Florida St. (Oct 03, 2020)
Yards Receiving	86	Wilson, Ontaria, at Florida St. (Oct 03, 2020)
TD Receptions	1	Helton, Keyshawn, at Florida St. (Oct 03, 2020)
	1	Deondre Johnson, vs Mercer (Oct 10, 2020)
	1	Ethan Dirrim, vs Mercer (Oct 10, 2020)
	1	Jakobi Byrd, at North Alabama (Oct 17, 2020)
Long Reception	48	Terry, Tamorrion, at Florida St. (Oct 03, 2020)
Field Goals	1	Sam Contorno, at North Alabama (Oct 17, 2020)
Long Field Goal	19	Sam Contorno, at North Alabama (Oct 17, 2020)
Punts	4	Grant Goupil, vs Mercer (Oct 10, 2020)
	4	Joe Gurley, at North Alabama (Oct 17, 2020)
Punting Avg	44.0	Mastromanno, Ale, at Florida St. (Oct 03, 2020)
Long Punt	51	Grant Goupil, vs Mercer (Oct 10, 2020)
Punts inside 20	2	Grant Goupil, vs Mercer (Oct 10, 2020)
Long Punt Return	8	Helton, Keyshawn, at Florida St. (Oct 03, 2020)
Long Kickoff Return	100	Deondre Johnson, vs Mercer (Oct 10, 2020)
Tackles	15	Isaac Dowling, vs Mercer (Oct 10, 2020)
Sacks	1.5	Jaden Taylor, vs Mercer (Oct 10, 2020)
Tackles For Loss	2.0	Zach Hopkins, vs Mercer (Oct 10, 2020)
	2.0	Jaden Taylor, vs Mercer (Oct 10, 2020)
Interceptions	1	Samuel, Asante, at Florida St. (Oct 03, 2020)

2020 Jacksonville State Football
 Jacksonville State Game Superlatives (as of Oct 17, 2020)
 All games

OPPONENT TEAM GAME HIGHS

Rushes	53	at Florida St. (Oct 03, 2020)
Yards Rushing	263	at Florida St. (Oct 03, 2020)
Yards Per Rush	5.0	at Florida St. (Oct 03, 2020)
TD Rushes	5	at Florida St. (Oct 03, 2020)
Pass attempts	35	at North Alabama (Oct 17, 2020)
Pass completions	23	at North Alabama (Oct 17, 2020)
Yards Passing	268	at Florida St. (Oct 03, 2020)
Yards Per Pass	9.2	at Florida St. (Oct 03, 2020)
TD Passes	2	vs Mercer (Oct 10, 2020)
Total Plays	82	at Florida St. (Oct 03, 2020)
Total Offense	531	at Florida St. (Oct 03, 2020)
Yards Per Play	6.5	at Florida St. (Oct 03, 2020)
Points	41	at Florida St. (Oct 03, 2020)
Sacks By	3	vs Mercer (Oct 10, 2020)
First Downs	31	at Florida St. (Oct 03, 2020)
Penalties	10	at Florida St. (Oct 03, 2020)
Penalty Yards	100	at Florida St. (Oct 03, 2020)
Turnovers	3	vs Mercer (Oct 10, 2020)
Interceptions By	1	at Florida St. (Oct 03, 2020)
Punts	5	vs Mercer (Oct 10, 2020)
Punting Avg	44.0	at Florida St. (Oct 03, 2020)
Long Punt	51	vs Mercer (Oct 10, 2020)
Punts inside 20	2	vs Mercer (Oct 10, 2020)
Long Punt Return	8	at Florida St. (Oct 03, 2020)

2020 Jacksonville State Football
Jacksonville State Individual Season/Career Statistics (as of Oct 17, 2020)
All games

SEASON						CAREER					
Kick Returns	no.	yds	avg	td	lg	no.	yds	avg	td	lg	
Yul Gowdy	2	53	26.5	0	40	34	646	19.0	0	54	
Jamari Jemison	1	15	15.0	0	15	1	15	15.0	0	15	
Uriah West	1	-2	-2.0	0	0	7	64	9.1	0	20	
Logan McVay	1	0	0.0	0	0	1	0	0.0	0	0	
Total	5	66	13.2	0	40						
Opponents	9	235	26.1	1	100						

SEASON						CAREER					
Interceptions	no.	yds	avg	td	lg	no.	yds	avg	td	lg	
Marshall Clark	1	5	5.0	0	5	1	5	5.0	0	5	
Nicario Harper	1	0	0.0	0	0	1	0	0.0	0	0	
Kolbi Fuqua	1	13	13.0	1	13	1	13	13.0	1	13	
Total	3	18	6.0	1	13						
Opponents	1	0	0.0	0	0						

SEASON						CAREER					
Fumble Returns	no.	yds	avg	td	lg	no.	yds	avg	td	lg	
Nicario Harper	1	64	64.0	1	64	1	64	64.0	1	64	
Total	1	64	64.0	1	64						
Opponents	0	0	0.0	0	0						

All Purpose	g	rush	rcv	pr	kr	ir	total	avg/g	g	rush	rcv	pr	kr	ir	total	avg/g
Trae Barry	3	0	240	0	0	0	240	80.0	31	0	1316	0	0	0	1316	42.5
Uriah West	3	82	74	0	-2	0	154	51.3	21	414	89	0	64	0	567	27.0
Dave Russell	3	0	121	0	0	0	121	40.3	15	11	145	0	0	0	156	10.4
Logan McVay	3	0	109	0	0	0	109	36.3	28	0	109	0	0	0	109	3.9
Josh Samuel	3	88	16	0	0	0	104	34.7	3	88	16	0	0	0	104	34.7
Pat Jackson	3	91	7	0	0	0	98	32.7	3	91	7	0	0	0	98	32.7
Zerrick Cooper	3	89	0	0	0	0	89	29.7	28	775	0	0	0	0	775	27.7
Yul Gowdy	3	0	0	0	53	0	53	17.7	29	0	0	0	646	15	661	22.8
Quan Charleston	3	0	24	2	0	0	26	8.7	3	0	24	2	0	0	26	8.7
Michael Matthew	2	24	0	0	0	0	24	12.0	27	1028	161	0	0	0	1189	44.0
Jared Scott	3	0	21	0	0	0	21	7.0	3	0	21	0	0	0	21	7.0
Ahmad Edwards	2	0	16	0	0	0	16	8.0	14	0	64	0	0	0	64	4.6
Jamari Jemison	1	0	0	0	15	0	15	15.0	1	0	0	0	15	0	15	15.0
Kolbi Fuqua	3	0	0	0	0	13	13	4.3	3	0	0	0	0	13	13	4.3
Landon Rice	2	0	6	0	0	0	6	3.0	21	0	268	0	0	0	268	12.8
Zion Webb	2	5	0	0	0	0	5	2.5	19	529	3	0	0	0	532	28.0
Marshall Clark	3	0	0	0	0	5	5	1.7	18	0	0	0	-5	5	0	0.0
PJ Wells	1	-1	0	0	0	0	-1	-1.0	1	-1	0	0	0	0	-1	-1.0
Jayson Jones	2	0	-7	0	0	0	-7	-3.5	2	0	-7	0	0	0	-7	-3.5
TEAM	3	-12	0	0	0	0	-12	-4.0								
Total	3	366	627	2	66	18	1079	359.7								
Opponents	3	479	615	12	235	0	1341	447.0								

SEASON					CAREER				
Field Goals	att	good	long	blkd	att	good	long	blkd	
Alen Karajic	4	4	43	0	4	4	43	0	
Total	4	4	43	0					
Opponents	2	1	19	0					

SEASON						CAREER					
Punting	no.	yds	avg	lg	blk	no.	yds	avg	lg	blk	
Preston Knight	11	467	42.5	61	0	23	922	40.1	67	0	
Total	11	467	42.5	61	0						
Opponents	12	461	38.4	51	1						

SEASON						CAREER					
Kickoffs	no.	yds	avg	tb	ob	no.	yds	avg	tb	ob	
Bryant Wallace	12	531	44.2	1	4	47	2063	43.9	2	5	
Alen Karajic	5	324	64.8	1	0	5	324	64.8	1	0	
Total	17	855	50.3	2	4						
Opponents	16	799	49.9	5	0						

