

JSU

2018 FOOTBALL

#10 Jacksonville State (6-2, 5-1 Ohio Valley)
vs. UT Martin (1-7, 1-4 Ohio Valley)

Game 9 • Nov. 3, 2018 • 1 p.m. CT • ESPN+
Burgess-Snow Field (24,000) • Jacksonville, Ala.



QUICK HITS

- The Gamecocks and Skyhawks will meet on the gridiron for the 40th time this week and the 20th time in Jacksonville. JSU is 32-7 all-time against UTM and is 16-3 at home in the series.
- JSU has won five in a row and eight of the last nine in the series with UT Martin. The Gamecocks have won the last eight meetings in Jacksonville, with UTM's last win on the road over JSU coming on Oct. 31, 1987.
- JSU is coming off a 42-15 win over Murray State on Saturday that handed the Racers their first OVC loss of the season. JSU racked up 577 yards, led by Zerrick Cooper's four touchdowns (three passing, one rushing).
- Cooper's performance (21-for-28 passing for 259 yards and 3 TDs, and 12 rushes for 58 yards and a TD) earned him OVC Newcomer of the Week honors for the third time this season.
- Eleven of JSU's last 14 regular-season foes have failed to rush for 100 yards. Ten of those gained less than 50 yards.
- Junior wide receiver Josh Pearson caught three touchdown passes in Saturday's win at Murray State, giving him 15 so far this season. Already a JSU record, his 15 TD catches are third-most in a season in OVC history and leads all Division I players (FBS and FCS). Hawaii's John Ursua is second with 14.
- JSU currently ranks second in the FCS in Total Offense, gaining 539.3 yards per game, and is third in Total Defense, allowing just 252.6 ypg. JSU is the only team in the top five in both Total Offense and Total Defense.

THE GAMECOCKS BY THE NUMBERS

.218 - Opponents on Third Down (26-for-119) vs. JSU this season, first among all teams in FCS.

.268 - Opponents on Third Down (224-for-835) vs. JSU in the John Grass era (2014-present).

.831 - John Grass' career winning percentage as a head coach, second-highest among all active FCS coaches and third-highest among all active Division I coaches.

1 - Number of FCS teams ranked in the Top 5 in both Total Offense and Total Defense. JSU is second in offense (539.3 ypg) and third in defense (252.6 ypg).

4 - Blocked kicks by Randy Robinson so far this season, most in the FCS and tying the JSU single-season record set by Taurean Rhetta in 2007.

7 - Career blocks by Randy Robinson after he blocked a Murray State PAT on Oct. 27. He is second in JSU history in career blocks, one behind Taurean Rhetta's 8 (04-07).

15 - Receiving touchdowns by Josh Pearson this season, breaking the school record for the most in a season in JSU history (Josh Barge had 11 in 2015) and the most by any player in Division I football (FCS or FBS).

19 - Passing touchdowns by Zerrick Cooper this season, tying him with Ryan Perrilloux (2008) for the fifth-most in a season in school history. Perrilloux also holds the school record (23 in 2009).

28 - Consecutive home wins in the regular season for JSU. It's last loss was to Tennessee State on Oct. 12, 2013.

32 - Scoring drives of less than 3:00 for JSU this season, 21 of which have been less than 2:00. Nine of those 21 have come in less than 1:00.

69 - Consecutive weeks in the STATS FCS Top 25, the third-longest active streak only behind North Dakota State (115) and South Dakota State (87).

100 - Conference wins by the Gamecocks since joining the Ohio Valley Conference in 2003. JSU is 100-25 in OVC games since becoming a member of the league.

252.6 - Yards allowed per game by the Gamecocks, ranking them No. 3 in FCS in Total Defense.

539.3 - Yards per game by the Gamecocks so far this season, ranking them No. 2 in FCS in Total Offense.

ON THE AIR

JSU Radio Network



Mike Parris, play-by-play
Ray Hammett, analyst



ESPN+

Mickey Shadrix, play-by-play
Butch Barker, analyst

JSU SPORTS INFORMATION

Associate AD/Football SID . . . Josh Underwood
..... underwood@jsu.edu; 256-782-5915; cell-256-453-0545

Assistant SID/Football SID Tyler Brown
..... tabrown@jsu.edu; 256-782-5977; cell-423-619-0557

JSUGamecockSports.com

2018 SCHEDULES

Jacksonville State Gamecocks (6-2, 5-1 OVC)

DATE	OPPONENT	TIME (CT)
AUGUST/SEPTEMBER (3-1)		
25	vs. #14 NC A&T (ESPN)	L, 20-17
8	MISS VALLEY STATE (ESPN+)	W, 71-0
22	*TENNESSEE TECH (ESPN+)	W, 48-20
29	*AUSTIN PEAY (ESPN3)	W, 48-32
OCTOBER (3-1)		
6	*at Eastern Kentucky	W, 56-7
13	*EASTERN ILLINOIS (ESPN3)	W, 49-22
20	*at Southeast Missouri (ESPN+)	L, 37-14
27	*at Murray State (ESPN3)	W, 42-15
NOVEMBER (0-0)		
3	*UT MARTIN (ESPN+)	1 p.m.
10	*at Tennessee State (ESPN+)	2 p.m.
17	at Kennesaw State (SunTrust Park)	2 p.m.

* - OVC Game

UT Martin Skyhawks (1-7, 1-4 OVC)

DATE	OPPONENT	TIME (CT)
SEPTEMBER (1-4)		
1	at Missouri	L, 51-14
8	at Middle Tennessee	L, 61-37
15	CHATTANOOGA	L, 34-24
22	*AUSTIN PEAY	W, 37-7
29	*at Murray State	L, 45-38
OCTOBER (0-3)		
13	*EASTERN KENTUCKY	L, 35-34
20	*at Eastern Illinois	L, 24-21 (OT)
27	*SOUTHEAST MISSOURI	L, 56-33
NOVEMBER (0-0)		
3	*at Jacksonville State	1 p.m.
10	*TENNESSEE TECH	2 p.m.
17	*at Tennessee State	2 p.m.

* - OVC Game

MEET THE TEAMS

Jacksonville State

Record 6-2, 5-1 Ohio Valley Conference

Ranking 10th in Coaches Poll
10th in STATS Poll

Last Game Oct. 27 at Murray State
Won, 42-15

Head Coach John Grass (Jacksonville State, '90)

Career Record 49-10/5th year

JSU Record 49-10/5th year

Grass vs. UTM 4-0

vs. Simpson 4-0

JSU vs. UTM 32-7



UT Martin

Record 1-7, 1-4 Ohio Valley Conference

Ranking Not Ranked in STATS Poll
Not Ranked Votes in CP

Last Game Oct. 27 vs. Southeast Missouri
Lost, 56-33

Head Coach Jason Simpson (Southern Miss, '95)

Career Record 79-66/13th year

UTM Record 79-66/13th year

vs. JSU 3-9

vs. Grass 0-4



CHAMPIONS • 2003 • 2004 • 2011 • 2014 • 2015 • 2016 • 2017

UT Martin Week Schedule

(Schedule subject to change)

29 Monday Grass Weekly Presser 11:30 a.m. - Lunch Cafeteria 12:30 p.m. - Field House Coxwell Room Practice 4 p.m.	30 Tuesday OVC Teleconference 10 a.m. - Grass on call at 10:21 a.m. Practice - 3:30 p.m.	31 Wednesday Practice 3:50 p.m.	1 Thursday Practice 3:30 p.m. No Player Availability	2 Friday Walk Through 3:30 p.m. No Player Availability	3 Saturday Gameday JSU vs. UTM JSU Stadium 1 p.m. CT Post Game Coach Grass and Players will be available in interview room on 6th Floor of Press Box	4 Sunday Off Day No Player Availability
---	---	---	---	---	--	---

JACKSONVILLE STATE SPORTS INFORMATION

MEDIA POLICIES

PRESS CONFERENCE

John Grass' weekly press luncheon is held each Monday in the James Coxwell Social Room at the Gamecock Field House at 11:30 a.m. Select players will also be on hand during the press conference. If a specific player is needed, contact Josh Underwood by Sunday to make arrangements for the interview.

JOHN GRASS ON THE WEB

Media members can watch John Grass' full press conference each week. The video will be uploaded by 4 p.m. CT each Monday at JSUGamecockSports.com.

MONDAY TRANSCRIPTIONS

Exact transcriptions of John Grass' Monday press conferences are available by 4 p.m. each Monday on the athletic web site at JSUGamecockSports.com.

COACHES INTERVIEWS

Outside his regular Monday press conference, the best time for Coach Grass interviews is between 10-11 a.m. until Wednesday. Please contact the JSU SID office to make specific arrangements.

PLAYER INTERVIEWS

If at all possible, player interviews need to be conducted during Monday's weekly press conference.



@JSUGamecocks
@Coach_Grass
#JSUGamecocks

facebook.com/JSUGamecocks
instagram/JSUGamecocks
Snapchat/JSUGamecocks

GAMECOCKS

SPORTS
INFORMATION

OVC TELECONFERENCE

Teleconferences featuring the league's head coaches will begin Aug. 28 and will be conducted during the season. Those participating in the call should dial in five minutes prior to the scheduled start (10:00 a.m. CST each Tuesday).

Call-In Number: 1-800-356-8278 – code 781148

Call Schedule (Each Tuesday morning, beginning Aug. 28 and continuing through Nov. 21)

Murray State - 10 a.m.
Eastern Kentucky - 10:07 a.m.
Eastern Illinois - 10:14 a.m.
Jacksonville State - 10:21 a.m.
SE Missouri - 10:28 a.m.
Austin Peay - 10:35 a.m.
UT Martin - 10:42 a.m.
Tennessee State - 10:49 a.m.
Tennessee Tech - 10:56 a.m.



JSU SPORTS INFORMATION STAFF

The Jacksonville State Sports Information offices are located on the third floor of Pete Mathews Coliseum.



JOSH UNDERWOOD

Associate AD
FB Contact
underwood@jsu.edu
Office: 256-782-5915
Cell: 256-453-0545
@josh_underwood1



TYLER BROWN

Assistant SID
FB Contact
tabrown@jsu.edu
Office: 256-782-5977
Cell: 423-619-0557
@tylerbrown_91



TONY SCHMIDT

Assistant SID
aschmidt@jsu.edu



Daniel Porter

Assistant SID
dporter2@jsu.edu

THE COACHES

Jacksonville State Head Coach John Grass

John Grass has a 49-10 record in his fifth season as the Gamecocks' head coach, the best 59-game start in JSU and the second-best in FCS history. He is 36-1 in OVC play.

Grass' unprecedented start to his collegiate head coaching career has seen the 1990 JSU graduate win four-straight OVC titles, while also becoming the first person to claim the **Roy Kidd** OVC Coach of the Year Award outright in three-straight seasons. In 2014, he was voted the AFCA's Region Coach of the Year before being the first Gamecock in Division I to be voted the AFCA's National Coach of the Year in 2015. He was again named the AFCA's Regional Coach of the Year in 2016 and in 2017.

He served as JSU's offensive coordinator on **Bill Clark's** staff in 2013 before being promoted to the head coach after one season.

Prior to coming to JSU in 2013, **Grass** was head coach at Oxford (Ala.) High School from 2008-2012, where he posted five straight winning seasons and a 41-16 record. He also served as head coach at Spain Park from 2006-07, where he was named the 2007 AHSAA Class 6A Coach of the Year. He also was the head coach at Moody High School (2003-05), Albertville High School (2002-03) and Ashville High School (1995-99).

UT Martin Head Coach Jason Simpson

Jason Simpson has a 79-66 record in his 13th season at Tennessee-Martin and is 3-9 vs. Jacksonville State.

Simpson served as Jacksonville State's passing game coordinator for three seasons, from 1997-99, under **Mike Williams**. He joined the Skyhawks in 2006 after spending two seasons as the offensive coordinator at Chattanooga, and he led UTM to a 9-3 record and a 6-1 mark to tie for the OVC Championship in his first season.

Simpson coached at Texas State from 2000-03, where he coached quarterbacks, receivers and served as the team's recruiting coordinator before moving to UTC. The Ellisville, Miss., native signed as a quarterback with Mississippi State and played two seasons and also played baseball for **Ron Polk** at State before transferring to Southern Miss in 1992, where he was a two-time all-conference selection in baseball and was team captain his senior season.

PROBABLE STARTERS

Jacksonville State Probable Starting Offense

QB	6	Zerrick Cooper	6-4	225	R-So.
LT	54	Nuka Yobo	6-3	280	R-Jr.
LG	79	BJ Autry	6-5	340	R-Sr.
C	78	Tyler Scozzaro	6-3	300	R-Sr.
RG	74	Darius Anderson	6-3	305	R-Jr.
RT	73	Hunter Sosebee	6-7	290	R-Jr.
TE	82	Landon Rice	6-5	250	R-So.
RB	22	Jaelen Greene	5-9	202	So.
WR	3	Jerad Washington	5-8	171	R-Jr.
WR	11	Josh Pearson	6-4	205	R-Jr.
WR	84	Jamari Hester	6-7	210	R-Jr.

Jacksonville State Probable Starting Defense

BAN	8	Denzil Ware	6-2	245	Sr.
NT	93	Randy Robinson	6-2	305	Sr.
DT	56	Connor Christian	6-3	270	R-Sr.
SAM	32	Christian Wafford	5-11	200	R-Jr.
MLB	35	Quan Stoudemire	6-1	230	R-Sr.
WLB	42	Jalen Choice	6-3	234	R-Jr.
DE	49	Monty Young	6-2	235	Sr.
CB	7	Yul Gowdy	5-10	170	R-Fr.
FS	1	Marlon Bridges	6-0	200	R-Jr.
SS	13	Traco Williams	5-11	195	Jr.
CB	10	Jacquez Payton	6-1	165	R-So.

Jacksonville State Special Teams

P	85	Jason Pierce	6-3	215	Fr.
PK	19	Cade Stinnett	6-1	270	R-Sr.
KO	19	Cade Stinnett	6-1	270	R-Sr.
KOR	37	De'Marcus Flowers	5-8	175	R-Sr.
	18	Malik Feaster	6-0	160	R-Fr.
PR	16	Cagan Campbell	5-8	163	Rr.
LS	47	Josh Brady	6-3	238	Jr.
HOLD	83	Landon Smith	5-8	170	R-Jr.

UT Martin Probable Starting Offense

QB	13	Joe Hudson	6-2	210	R-Jr.
RB	7	LaDarius Galloway	5-9	205	Sr.
WR	1	Jaylon Moore	6-2	185	R-Jr.
WR	81	Rodney Williams II	6-4	215	Jr.
WR	10	Devonte Howard	5-9	195	R-Sr.
TE	19	Christian Philpott	6-3	240	R-Jr.
LT	75	Terry Fultz	6-6	305	R-Jr.
LG	78	Austin Newsom	6-5	355	R-Jr.
C	57	Jordon Harrod	6-2	265	Fr.
RG	55	Nick Thomas	6-2	300	R-Sr.
RT	74	Sean Turner, Jr.	6-4	270	R-Jr.

UT Martin Probable Starting Defense

DE	8	Anthony Brown	6-3	255	R-Sr.
NT	47	Austin Pickett	6-1	290	Jr.
DE	97	Julian Crutchfield	6-5	301	R-Jr.
LB	35	Kevin Prather, Jr.	6-0	225	Sr.
LB	50	James Gilleylen	6-2	243	R-Sr.
LB	4	Garrett Wall	6-0	235	R-Sr.
DB	2	DaVonte Maura	6-0	175	R-Jr.
DB	21	Andrew Horton-Martindale	6-1	195	R-Sr.
S	22	Wanya Moton	6-1	177	R-Fr.
S	3	Porter Streater III	6-0	205	Grad.
S	9	Antonio Clifton	5-9	185	R-Sr.

UT Martin Special Teams

K	48	Ryan Courtright	6-0	188	R-So.
P	49	Zane Cox	5-9	185	R-Jr.
LS	40	Brock Powers	6-2	235	Fr.
HOLD	49	Zane Cox	5-9	185	R-Jr.
PR	6	Terry Williams	5-10	175	Jr.
KR	23	Peyton Logan	5-8	170	So.
	6	Terry Williams	5-10	175	Jr.

Tale of the Tape: Here is a statistical comparison of both JSU and UT Martin:

	Jax State	UTM
Rushing Offense	241.9	140.8
Passing Offense	297.4	267.2
TOTAL OFFENSE	539.2	408.0
Rushing Defense	70.5	143.1
Passing Defense	182.1	273.6
TOTAL DEFENSE	252.6	416.8
Scoring Offense	43.1	29.8
Scoring Defense	19.1	39.1

Grass In Uncharted Fields

JSU head coach **John Grass** has found himself in a territory not many coaches have ever gone. His 49-10 record is the best start in JSU history by a head coach and second to North Dakota State's **Chris Klieman** for the best start to an FCS career by any coach. **Grass** became the first coach in FCS history to go 16-0 in his first two years of conference play to start his coaching career and has improved that start to 35-0 in league play, the best league start in NCAA history.

Grass: One Of Top Winning Percentages Among Active Division I Coaches (Minimum 25 games)

Coach, Current School	Seasons	Record	Pct.
Urban Meyer, Ohio State	17	181-32	.850
Chris Klieman, North Dakota State	6	65-13	.833
John Grass, Jacksonville State	5	49-10	.831
Lance Leipold, Buffalo	12	129-30	.811
Chris Petersen, Washington	13	135-32	.808
Adam Dorrel, Abilene Christian	7	82-21	.796
Chip Kelly, UCLA	5	48-13	.787
Nick Saban, Alabama	23	226-62	.784

Gamecocks Getting Offensive

Jacksonville State finished 2015 ranked fourth nationally in total offense after being ranked fourth in 2014. The Gamecocks put together another top-20 season in 2016 at 20th. JSU has had 600 yards of total offense nine times since John Grass took over as head coach, twice as many as it had in school history before the 2014 season. Here's a list of the Gamecocks 600-plus yards of total offense games in the school's Division I history:

Yards	Opponent	Date	Rush Yds/Pass Yds
1. 655	vs Austin Peay	Nov. 1, 2014	416 rush/239 pass
2. 654	vs. Mississippi Valley State	Sept. 8, 2018	366 rush/288 pass
3. 652	vs Murray State	Sept. 28, 2013	318 rush/334 pass
4. 646	vs Samford	Nov. 6, 2004	453 rush/193 pass
5. 640	vs Chattanooga	Dec. 5, 2015	432 rush/208 pass
6. 639	vs Sam Houston State	Dec. 19, 2015	360 rush/279 pass
7. 637	at Eastern Kentucky	Oct. 6, 2018	353 rush/284 pass
8. 630	vs West Alabama	Sept. 20, 2014	336 rush/294 pass
9. 628	at Murray State	Sept. 28, 2014	382 rush/246 pass
10. 619	at Tennessee Tech	Oct. 17, 2015	341 rush/278 pass
11. 617	vs Southeast Missouri	Nov. 14, 2015	399 rush/218 pass
12. 612	at Southeast Missouri	Nov. 22, 2014	372 rush/245 pass
13. 609	vs Eastern Kentucky	Nov. 5, 2011	309 rush/300 pass
14. 606	vs Nicholls State	Sept. 25, 1999	150 rush/456 pass

Gamecocks On the Air

The anchor of the Gamecock Football Network is the JSU campus station WLJS-FM 91.9 and can reach a worldwide audience on the Internet at www.JSUGamecockSports.com. Radio veteran Mike Parris is in his 35th season calling play-by-play and Ray Hammett provides color.

WLJS-FM 91.9 (Jacksonville State University) **WKXX-FM 102.9** -

WVOK-FM 97.9 (Oxford/Anniston/Talladega) (Gadsden/Boaz/Albertville/Huntsville)

JSU vs. the OVC

Before joining the OVC prior to the 2003 season, Jacksonville State had faced only four teams from the Ohio Valley Conference. Jax State is **130-40-8** all-time versus teams from the Ohio Valley Conference. Since joining the OVC, the Gamecocks are **100-25** against the league. Below is a series breakdown against the OVC.

Team	Record
Austin Peay	20-6-3
Eastern Illinois	10-6
Eastern Kentucky	10-6
Murray State	15-2
SE Missouri State	18-5
Tennessee-Martin	32-7
Tennessee State	10-2
Tennessee Tech	16-6
TOTAL	130-40-8

Longest Plays Since Joining the Ohio Valley Conference in 2003

Rush: 87, Justice Owens
at Liberty (9/24/16)

Rush TD: 87, Justice Owens
at Liberty (9/24/16)

Pass: 88, Eli Jenkins to Markis Merrill
vs West Alabama (9/20/14)

Pass TD: 88, Eli Jenkins to Markis Merrill
vs West Alabama (9/20/14)

Punt Return: 88, Maurice Dupree
at Murray State (9/29/07)

Kick Return: 99, Gabriel Chambers
at Kentucky (10/22/11);
Maurice Dupree

vs Southeast Missouri (10/4/08)

Int. Return: 98, Pierre Warren
at Tennessee State (11/19/11)

Fumble Return: 75, Pierre Warren
vs Chattanooga (9/8/12)

Blocked FG Ret: 72, Andrew Ridgeway
vs Tenn State (11/15/08)

Punt: 86, Hamish MacInnes
at Tennessee Tech (10/26/13)

Field Goal: 52, Steven Lee
vs Murray State (10/4/03)

JSU vs. RANKED FCS FOES

Since joining the Division I-AA ranks in 1995, the Gamecocks are 31-43 vs. ranked FCS foes. **Under John Grass, JSU is 12-5 vs ranked opponents.** Here's a complete list vs ranked opponents:

Year	Opponent	Result
1995	#4 Troy State	L, 35-7
1996	#9 SF Austin	L, 42-10
1996	#4 Troy State	L, 31-21
1996	#7 at SW Mo. St.	L, 34-9
1997	at #2 Troy State	L, 49-0
1997	#11 McNeese St.	L, 27-6
1997	at #13 SF Austin	L, 41-15
1997	#15 Nicholls State	L, 16-14
1997	#24 SW Missouri	L, 47-42
1998	at #1 McNeese St.	L, 30-14
1998	#3 Ga. Southern	L, 51-32
1998	#9 NW State	L, 53-36
1998	#14 Troy State	L, 31-7
1999	#3 Ga. Southern	L, 51-14
1999	at #22 SF Austin	L, 33-16
1999	at #6 Troy State	L, 35-16
2000	at #22 McNeese	L, 28-0
2000	#10 NW State	W, 28-24
2000	#3 Troy State	L, 28-0
2001	at #23 SF Austin	L, 44-37
2001	#21 SW Texas	W, 38-17
2001	at #15 NW State	L, 42-17
2001	at #18 Sam Houston	L, 55-30
2001	#11 McNeese State	L, 31-21
2002	#2 McNeese State	L, 28-22
2002	#3 Northwestern State	W, 19-10
2002	#4 Georgia Southern	L, 41-3
2003	at #8 Western Kentucky	L, 45-7
2004	at #2 Furman	L, 49-7
2005	#2 Furman	L, 37-35
2005	#22 Eastern Illinois	L, 10-6
2006	at #5 Furman	L, 17-13
2006	at #17 Eastern Illinois	L, 28-24
2007	#25 Eastern Illinois	L, 36-23
2008	at #16 Eastern Illinois	W, 23-10
2008	#15 Tennessee State	W, 26-21
2009	#24 Eastern Illinois	L, 28-20
2010	#7 Southeast Missouri	W, 29-27
2010	#6 Wofford	L, 17-14
2011	at #23 Chattanooga	L, 38-17
2011	#19 Tennessee Tech	L, 22-14
2012	at #21 Eastern Ky	L, 51-21
2012	#17 Tennessee State	W, 31-28
2013	at #22 UT Martin	W, 41-27
2013	#23 Tennessee State	L, 31-15
2013	at #2 Eastern Illinois	L, 52-14
2013	#16 Samford	W, 55-14
2013	at #6 McNeese State	W, 31-10
2013	at #2 Eastern Washington	L, 37-24
2014	at #13 Chattanooga	ot, W, 26-23
2014	at #25 Tennessee State	W, 27-20
2014	at #15 Eastern Kentucky	W, 20-6
2014	#19 Sam Houston State	L, 37-26
2015	at #8 Chattanooga	W, 23-20
2015	#13 Eastern Kentucky	W, 34-0
2015	#7 Chattanooga	W, 41-35-OT
2015	#7 Charleston Southern	W, 58-38
2015	#6 Sam Houston State	W, 62-10
2015	#2 North Dakota State	L, 37-10
2016	#17 Coastal Carolina	W, 27-26
2016	#22 Eastern Illinois	W, 47-14
2016	#12 Youngstown State	L, 40-24
2017	#12 Chattanooga	W, 27-13
2017	#16 Liberty	W, 31-10
2017	#16 Kennesaw State	L, 17-7
2018	#14 North Carolina A&T	L, 20-17

Pearson Breaks JSU

Single-Season Receiving TD Record

Junior **Josh Pearson** has 15 receiving touchdowns so far in 2018, breaking Josh Barge's single-season receiving touchdowns record of 11 set in 2015. Below are JSU's single-season touchdowns leaders:

Player	Year	TDs
1. Josh Pearson	2018	15
2. Josh Barge	2015	11
3. Maurice Dupree	2008	10
4. Derrick Thomas	1985	9
5. 5 Players Tied		8

Pearson Leads Division I in TD Catches

Junior **Josh Pearson** has more touchdown catches than any player in Division I football. The Decatur, Ala., native has caught at least one touchdown in every game and has a school-record 15 on the season, more than anyone else on the FBS or FCS levels. Below are the top five Division I leaders for touchdown receptions:

Player (School)	TDs
1. Josh Pearson (JSU)	15
2. John Ursua (Hawaii)	14
3. Alexander Hollins (EIU)	13
4. Matthew Gonzalez (Robert Morris)	11
JJ Arcega-Whiteside (Stanford)	11

Pearson Eyes OVC Touchdown Catches Record

Josh Pearson's 15 touchdown catches so far in 2018 are tied for the third-most in a season by an Ohio Valley Conference player. The junior from Decatur trails second place by one (UTM's **Quentin Sims**: 16 in 2012) and record holder **Erik Lora** (19 in 2013) by four. Below are the top 10 receiving TD seasons in OVC history.

Receiving Touchdowns - Season

1. Erik Lora, EIU (2013)	19
2. Quentin Sims, UTM (2012)	16
3. Josh Pearson, JSU (2018)	15
Efrem Hill, SAM (2003)	15
Willie Ponder, SEMO (2002)	15
5. Terrance Tillman, MUR (1999)	14
Rod Wright, UTM (2015)	14
7. Alexander Hollins, EIU (2018)	13
7 others	13

Robinson Ties School's Block Record

Senior defensive lineman **Randy Robinson** tied **Taurean Rhetta's** school record for blocks in a season at Murray State on Oct. 28, when he blocked an extra point, his fourth block of the season. **Rhetta** set the mark in 2007.

Robinson now has seven blocks in his career, one away from **Rhetta's** JSU career record of eight set from 2004-07.

Cooper Climbing TD Passes List

Sophomore quarterback **Zerrick Cooper** has thrown 19 touchdown passes so far in 2018, moving him into a tie for fifth place on the school's single-season touchdown passes list. Below are the top single-season performances in school history, with the school record of 23 set by **Ryan Perrilloux** in 2009.

JSU Single-Season TD Pass Leaders

1. Ryan Perrilloux, 2009	23
2. Ed Lett, 1982	22
3. Eli Jenkins, 2015	21
4. Ed Lett, 1981	20
5. Zerrick Cooper, 2018	19
Ryan Perrilloux, 2008	19

Gamecocks Getting It Done on Both Sides

Through seven weeks of the 2018 college football season, only one team is ranked in the Top five in the FCS in Total Offense and Total Defense – Jacksonville State. The Gamecocks are second in total offense (539.3 ypg) and third in total defense (252.6 ypg).

JSU Offense & Defense

Rank Among Nation's Best

So far this season, the JSU offense and defense have both been one of the nation's best across the board. The Gamecocks are currently among the FCS leaders in several offensive and defensive categories. Below is where JSU ranks in those:

Offensive Category	JSU	Rank
Total Offense	539.3	2nd
1st Downs Offense	214	4th
Scoring Offense	43.1	5th
3rd Down Conversion %	.505	5th
Time of Possession	32:53	7th
Passing Offense	297.4	10th
Tackles For Loss Allowed	4.13	11th
Rushing Offense	241.9	16th
Red Zone Offense	.889	18th
Defensive Category	JSU	Rank
3rd Down Defense	.218	1st
Rushing Defense	70.5	2nd
Total Defense	252.6	3rd
Blocked Kicks	5	6th
Tackles For Loss	8.0	11th
1st Downs Defense	116	11th
Pass Efficiency Defense	102.28	11th
Scoring Defense	19.1	13th
Pass Defense	182.1	16th

Pearson Hauls in Three TDs vs EIU and MSU

In JSU's Oct. 13 win over Eastern Illinois, junior **Josh Pearson** had eight catches for 137 yards and three touchdowns, making him the first Gamecock with three touchdown catches in a game since **Josh Barge** had three on Sept. 26, 2015 at UT Martin. **Pearson** accomplished the feat again just two weeks later, when he had three in JSU's win at Murray State.



Gamecocks Throw for Paydirt at ECU

In the Gamecocks' 56-7 win at Eastern Kentucky on Oct. 6, they threw for five touchdowns (3 by **Zion Webb** and 2 by **Zerrick Cooper**), the most in a game since Nov. 3, 2012, when JSU tossed six scoring passes at UT Martin.

Gamecocks Air It Out vs EIU

In JSU's 49-22 win over Eastern Illinois on Oct. 13, the Gamecocks threw for 364 yards, the most in a game by a JSU offense since Nov. 4, 2010, when they threw for 465 yards at Eastern Kentucky. In the win, **Zerrick Cooper** had 240 yards and three touchdowns, while **Zion Webb** added 124 yards and a score.

Webb Scampers For The Century Mark

In JSU's 56-7 win at Eastern Kentucky on Oct. 6, redshirt freshman **Zion Webb** ran for 100 yards on eight carries to become JSU's first 100-yard rusher this season. In fact, the native of Phenix City, Ala., is the first Gamecock with 100 yards on the ground in a game since Nov. 16, 2017, when **Bryant Horn** (148) and **Roc Thomas** (105) each hit the mark vs. Tennessee State.

Woodard Gets a Pair of Picks

In the Gamecocks' 56-7 win at Eastern Kentucky on Oct. 6, redshirt freshman linebacker **Zack Woodard** intercepted two Colonel passes. It makes him the first JSU player with two picks in a game since **Jaylen Hill** – now with the Baltimore Ravens – recorded two interceptions vs. UT Martin on Nov. 19, 2016.

JSU Shuts Down ECU Rushing Attack

When the Gamecocks traveled to Eastern Kentucky on Oct. 6, they were tasked with the job of stopping the No. 5 rushing attack in the FCS and did just that. A Colonels unit that averaged 298 yards rushing per game entering the game managed just 20 yards on 28 carries against JSU.

1st Half Success vs ECU

In JSU's 56-7 win over Eastern Kentucky on Oct. 6, the Gamecocks took a 28-0 lead into the half, extending an impressive run of first-half dominance against the Colonels in recent years. JSU has now won six in a row against ECU and has outscored the Colonels in the first half during that streak, 147-9. ECU has not scored a first-half touchdown against JSU since 2012.

Pearson Opens The Season With Big Numbers

Junior **Josh Pearson** is off to a hot start to the 2018 season. The Decatur, Ala., native opened the season with back-to-back-to-back 100-yard receiving games (8 for 147 and TDs vs. NCA&T, 2 for 113 yards and 2 TDs vs. Miss. Valley State and 5 for 102 yards and 2

TDs vs. Tennessee Tech). He is the first JSU player with back-to-back 100-yard receiving games since **Ruben Gonzalez** in 2015 (8-101 vs Auburn on Sept. 12, 8-109 vs. TSU on Sept. 19). **Pearson** is the first player in the school's Division I history to open a season with three-straight 100-yard receiving games. It's the first time a JSU player has had three-straight 100-yard receiving games since Joey Hamilton on Sept. 6, Sept. 13 and Sept. 20, 1997.

JSU Chasing Record 5th-straight OVC title

With their fourth-straight OVC title a year ago, Jacksonville State tied Middle Tennessee (1956-59), Tennessee Tech (1958-61) and Eastern Kentucky (1981-84) for the longest streak of consecutive titles in league history. JSU was picked by the media and the coaches to win again in 2018, and if that happens, the Gamecocks would be the first team in league history to win five in a row.

JSU's Streak Second Longest in FCS History

The Gamecocks' 36-game OVC win streak that was snapped on Oct. 20 is the longest in OVC history and the second longest in FCS history. JSU passed ECU (26-straight OVC wins from 1992-95) for the OVC record, while Appalachian State (26-straight SoCon wins from 2007-10) were tied with ECU for the second-longest league streak in FCS history. Duquesne (39-straight Metro Atlantic wins from 1999-06) holds the FCS record. Below are all of the conference win streaks of at least 20 games in FCS history:

Team	League	Streak	When
Duquesne	Metro Atl	39	1999-2006
Jacksonville State	OVC	36	2013-2018
Grambling State	SWAC	26	2015-2017
Eastern Kentucky	OVC	26	1992-1995
Appalachian State	Southern	26	2007-2010
Montana	Big Sky	25	1999-2002
San Diego	Pioneer	24	2015-ACTIVE
South Carolina St	MEAC	21	2007-2010
James Madison	CAA	20	2014-2018
Pennsylvania	Ivy	20	2001-2004

Gamecocks Break Longest OVC Streak

JSU's 36-game win streak against OVC foes that ended on Oct. 20 is the longest by any OVC member in the league's history, breaking ECU's previous record of 26 from 1992-95. Below are the top 5 OVC streaks:

36	Jacksonville State (2013-2018)
26	Eastern Kentucky (1992-95)
22	Eastern Kentucky (1980-83)
19	Murray State (1995-97)
15	Middle Tennessee (1991-93)
15	Middle Tennessee (1956-58)

JSU IN THE OVC/NCAA TEAM STATS

(As of Oct. 28, 2018)

	OVC	NCAA
3rd Down Efficiency (.505)	1.....	5
3rd Down Eff. Defense (.218)	1.....	1
4th Down Efficiency (.571)	3.....	26
4th Down Eff. Defense (.714)	9.....	114
Blocked Kicks (5)	1.....	6
Blocked Punts (0)
Completion Pct. (.606)	4.....	40
Defensive TDs (0)
Fewest Penalties (58)	4.....	88
Fewest Penalty Yds (545)	5.....	94
1st Downs (214)	2.....	4
1st Downs Def. (116)	1.....	11
Fumbles Lost (8)	7.....	96
Fumbles Recovered (2)	9.....	116
Kickoff Return Defense (19.66)	4.....	46
Kickoff Returns (20.84)	5.....	59
Net Punting (36.65)	4.....	43
Passes Had Intercepted (9)	7.....	81
Passes Intercepted (8)	4.....	41
Passing Offense (297.4)	3.....	10
Passing Yards Allowed (182.1)	1.....	16
Punt Return Defense (5.07)	2.....	25
Punt Returns (5.06)	8.....	99
Red Zone Defense (.833)	4.....	76
Red Zone Offense (.889)	1.....	18
Rushing Defense (70.5)	1.....	2
Rushing Offense (241.9)	2.....	16
Sacks Allowed (1.63)	2.....	43
Scoring Defense (19.1)	1.....	13
Scoring Offense (43.1)	1.....	5
Tackles for Loss Allowed (4.13)	1.....	11
Team Pass Eff. (150.88)	3.....	17
Team Pass Eff. Def (120.28)	1.....	11
Team Sacks (2.38)	1.....	35
Team Tackles for loss (8.0)	1.....	11
Time of Poss (32:53)	2.....	7
Total Defense (252.6)	1.....	3
Total Offense (539.3)	1.....	2
Turnover Margin (-0.88)	7.....	106
Turnovers Gained (10)	6.....	88
Turnovers Lost (17)	7.....	91



The Last Time JSU had an Overall Record of...

0-1	2018	5-0	2010
0-2	2009	5-1	2018
0-3	2005	5-2	2018
0-4	1996	5-3	2012
0-5	1996	5-4	2012
0-6	1939	5-5	2002
0-7	1939	5-6	2002
0-8	1931		
0-9	1931	6-0	2010
0-10	never	6-1	2017
		6-2	2018
1-0	2017	6-3	2009
1-1	2018	6-4	2012
1-2	2012	6-5	2012
1-3	2007		
1-4	2005	7-0	2010
1-5	1999	7-1	2017
1-6	1999	7-2	2013
1-7	1999	7-3	2009
1-8	1999	7-4	2011
1-9	1999		
1-10	1999	8-0	2010
		8-1	2017
2-0	2013	8-2	2013
2-1	2018	8-3	2013
2-2	2012	8-4	2003
2-3	2007		
2-4	2005	9-0	1991
2-5	2000	9-1	2017
2-6	1952	9-2	2010
		9-3	2013
3-0	2013		
3-1	2018	10-0	1991
3-2	2012	10-1	2017
3-3	2012	10-2	2017
3-4	2006	10-3	2013
3-5	2000		
3-6	1993	11-0	1991
3-7	1993	11-1	2015
		11-2	1977
4-0	2013	11-3	2013
4-1	2018	11-4	2013
4-2	2009		
4-3	2012	12-0	1991
4-4	2006	12-1	2015
4-5	2002		
4-6	2000	13-0	1989
4-7	1994	13-1	2015
		13-2	2015
		14-0	never
		14-1	never

Gamecocks One of Five To Appear In Last Five Playoffs

The Gamecocks have appeared in the FCS Playoffs in each of the last five seasons, the fifth-longest active streak in the nation. New Hampshire has the longest active streak at 14-straight, while North Dakota State is second with eight-straight appearances. Sam Houston State is third with seven, South Dakota State fourth with six in a row and JSU is fifth with five-straight appearances.

JSU Lights Up The Scoreboard vs. MVSU

In the Gamecocks' 71-0 win over Mississippi Valley State on Sept. 8, the Gamecocks came very close to breaking a pair of school records. The 71 points was the second-most in a game in Division I history to the 72-10 win over Cumberland in 2001. It was also the second-largest margin of victory behind a 75-0 win over Bowdon in 1928.

Robinson Hosting A Block Party

Randy Robinson has already blocked two field goals and two extra points this season, bringing his career total to seven. He had one in the opener vs. North Carolina A&T and another in the OVC opener vs. Tennessee Tech, moving him into sole possession of second on the school's career blocked kick list. He added to his total with a blocked PAT against Austin Peay on Sept. 29 and had another at Murray State on Oct. 27 and now only trails **Taurean Rhetta** (8 from 2004-07). His four blocks this season are tied with **Rhetta's** school record of four in 2007.

JSU Runs It In vs. Devils - 8 Times

In JSU's 71-0 win over Mississippi Valley State on Sept. 8, the Gamecocks had eight rushing touchdowns, tying the school record previously set vs. Cumberland on Aug. 30, 2001. A total of five Gamecocks had at least one rushing touchdown in the game.

JSU Stopping Foes In The Backfield

So far this season, the Gamecocks have 64 tackles for a loss. Their average of 8.0 tackles for loss per game is tops in the OVC and is 11th nationally. They had 14 in the Sept. 8 win over Mississippi Valley State, tied for the eight-most in a game in school history.

Gamecocks 1 Yard Shy Of School Record vs. Delta Devils

In the Gamecocks' 71-0 win over Mississippi Valley State on Sept. 8, they racked up 654 yards of total offense, one yard shy of the school record of 655 vs. Austin Peay on Nov. 1, 2014. It was the 13th time a JSU team has gained 600 yards in a game and the ninth time since John Grass took over as head coach in 2014.

The win over MVSU saw JSU gain over 300 yards in each half (324 in the first half and 330 in the second), the first time a Gamecock team has done that since the FCS semifinals vs. Sam Houston State on Dec. 19, 2015 (314 in 1st half, 325 in second).

Gamecocks Halt Delta Devils on Ground

In the Sept. 8 win over Mississippi Valley State, the Delta Devils' running game went backwards against the JSU defense. MVSU lost eight yards on 24 carries, a JSU record for fewest rushing yards allowed in a game. It is just the second time in school history a foe has lost yards in a game, with the first being Murray State losing three yards on 28 carries on Nov. 4, 2017.

Gamecocks Spreading The Love

In JSU's 71-0 win over Mississippi Valley State on Sept. 8, 11 players caught at least one pass. It was the most in a game since 11 caught a pass vs. Eastern Kentucky on Sept. 22, 2007. It was the first time at least 10 players caught at least one pass since Sept. 20, 2014, when 10 players hauled at least one in vs. West Alabama.

New Faces Everywhere for JSU in Opener

In the Gamecocks' season opener vs. North Carolina A&T in the Guardian Credit Union FCS Kickoff, 57 total players made an appearance for JSU in the game. Of those 57 players, 26 were making their first career appearance in a JSU uniform (46 percent), while two others (Josh Pearson and Yul Gowdy) had played in just one game prior to the opener.

First Timers In Gamecocks Starting Lineup

In the Gamecocks' season opener vs. North Carolina A&T, 13 of the 22 starters for JSU made their first career starts for JSU in the game. Five of the 11 starters on defense: WLB **Jalen Choice**, CB **Yul Gowdy**, SLB **Christian Wafford**, DL **Tyre McKinney**, BAN **Denzil Ware** (started multiple games at Kentucky), and eight of the 11 starters on offense: QB **Zerrick Cooper**, RB **Michael Matthews**, WR **Daniel Byrd**, WR **Jerad Washington**, WR **Josh Pearson**, TE **Landon Rice**, RG **Tyrese Slocum**, RT **Hunter Sosebee**, got the starting nod for the first time in the game.

Offense Posts Big 2nd Half vs. A&T

In the Gamecocks opener vs. North Carolina A&T, the Gamecocks racked up 312 yards of total offense in the second half, the most in a second half since Nov. 12, 2016, when they had 342 second-half yards against Murray State.



Coop tosses for 300 in First Game

In his Gamecock debut vs. North Carolina A&T in the Aug. 25 season opener, quarterback **Zerrick Cooper** threw for 320 yards on 24-for-38 passing with two touchdowns. It was the 14th 300-yard passing game in JSU's Div. I history and was the 10th-most in a JSU Division I game. It was also the first 300-yard game since Oct. 31, 2015, when **Eli Jenkins** tossed for 324 against Eastern Kentucky. For his performance against a defense that was ranked fourth nationally the year before, **Cooper** earned the OVC Newcomer of the Week honor.

Defense Starts Strong In Opener

In the Gamecocks season opener vs. North Carolina A&T, the JSU defense stymied the Aggies and allowed just 148 yards of total offense. It was the eighth-fewest yards allowed in a game by JSU in school history, while the 1.01 yards per carry by NCAT (37 yards on 36 carries) is the 10th-lowest total in school history.

Pearson Opens With Big Night

Junior **Josh Pearson** entered the season opener vs. North Carolina A&T without a catch in his collegiate career, and even went into the half without a catch. That all changed in the second-half, when he hauled in eight catches for 147 yards and a touchdown. The 147 yards were the 14th-most receiving yards in a game in school history and was the most by a Gamecock since **Josh Barge** had 158 vs. Eastern Kentucky on Oct. 31, 2015.

Four Former Gamecocks On NFL Opening Day Rosters

When cuts were announced by the NFL teams on Sept. 1, five former Gamecocks survived them to earn places on opening day rosters. DE **Chris Landrum** (Chargers), SAF **Siran Neal** (Bills), RB **Roc Thomas** (Vikings) and C **Casey Dunn** (Redskins) all were named to their teams' 53-man rosters. RB **Troy-maine Pope** (Texans) made the 53-man initially but was waived before the start of the season.

Gamecocks Off To Early Start Again

If this year's season opener against North Carolina A&T seemed early, it's because it is. The Aug. 25 kickoff was the earliest start to a season in JSU history, surpassing last year's Aug. 26 matchup with Chattanooga in the Guardian Credit Union FCS Kickoff. Prior to last year, the earliest start for JSU was an Aug. 28 opener at Georgia Tech in 2008. It was just the eighth time JSU has played in the month of August, all of which have come since 2001. JSU is 5-3 in August games, with the losses coming to Georgia Tech (2008), Michigan State (2014) and NC A&T (2018).

JSU Returns to ESPN

The season opener in the Guardian Credit Union FCS Kickoff matchup on ESPN was JSU's second appearance on the network's top station since the 1992 Division II National Championship Game and marked the second-straight year that JSU has opened the season on ESPN as part of the FCS Kickoff. All-time, JSU is 2-3 on ESPN, with that 1992 title game being its first win – a 17-13 win over Pittsburg State. The other two appearances were losses in the 1989 and 1991 Div. II National Championship Games.

JSU Secures 16th Straight Winning Season

With its 42-15 win at Murray State on Oct. 27, Jacksonville State secured its 16th-straight winning season. The streak of 16-straight winning seasons is the longest active streak in FCS football ahead of New Hampshire's streak of 14-straight. It is also the longest such stretch in school history. JSU had nine-straight winning seasons from 1970-1978. Since the modern era of JSU football began in 1947, Jax State has posted 47 winning seasons. Here's a list of FCS teams with active consecutive winning seasons:

Team	Streak	2018
Jacksonville State	16*	6-2
New Hampshire	14	2-6
McNeese State	12*	6-2

*includes a clinched winning record in 2018

Gamecocks Get Back in Top 10

When the 2018 preseason polls were released, the Gamecocks found themselves in familiar territory. JSU was ranked sixth in both the STATS FCS Preseason Top 25 and the AFCA FCS Coaches Poll. JSU was in the top 10 of at least one of the two major FCS Polls for 60 consecutive weeks, a streak that was started with the final polls of the 2013 season and snapped when the Week One polls had them at 12 in the Coaches and 13th in the STATS polls. After two weeks outside the Top 10, they got back in. The latest polls have the Coaches voting them 10th and STATS ranking them 10th. They have now been in the Top 10 of at least one of the two major polls for 66 of the last 69 weeks.

Gamecocks Win 10, Again

With its 13-2 record in 2015, JSU recorded three-straight 10-win seasons for the first time in school history. JSU then went 10-2 in 2016 for its fourth-straight 10-win season and 10-2 in 2017 for its fifth-straight. The Gamecocks are one of just two FCS teams and six total Division I teams with 10 wins in each of the last five seasons. JSU and North Dakota State are the only two FCS teams with 10-win seasons over the past five years, while Clemson, Alabama and Ohio State are the only FBS teams with five-straight 10-win seasons entering 2018.

Current Gamecocks that have claimed OVC Player of the Week Honors:

2016

Oct. 29	Cade Stinnett	Specialist
	Marlon Bridges	Newcomer
Nov. 20	Marlon Bridges	Defensive
	Marlon Bridges	Newcomer

2017

Oct. 8	De'Marcus Flowers	Specialist
Oct. 29	Cade Stinnett	Specialist

2018

Sept. 2	Zerrick Cooper	Newcomer
Sept. 9	Jason Pierce	Specialist
Sept. 23	Josh Pearson	Offensive
Sept. 30	Zerrick Cooper	Offensive
	Zerrick Cooper	Newcomer
Oct. 28	Zerrick Cooper	Newcomer

NATIONAL PLAYERS OF THE WEEK

Nov. 21, 2016 - STATS

Marlon Bridges, Freshman Hon. Mention

Sept. 9, 2018 - NCAA FCS

Jason Pierce, Freshman Hon. Mention

Oct. 1, 2018 - STATS

Zerrick Cooper, Offensive Hon. Mention

Oct. 8, 2018 - STATS

Zion Webb, Freshman Hon. Mention

JSU Career Games-Starts

Player	GP-GS
Clay Alexander	7-0
Darius Anderson	27-15
Nate Archie	11-2
BJ Autry	20-20
Trae Barry	19-4
Antonio Bostic, Jr.	5-0
Josh Brady	31-31
Marlon Bridges	31-31
Brock Burkhalter	3-0
Leander Burrowes	6-0
Brantavious Bussey	24-0
Deandre Butler	6-0
Daniel Byrd	31-7
Zack Cangelosi	1-0
Dakota Chapman	15-12
Dequan Charleston	2-0
Jalen Choice	32-8
Connor Christian	20-16
DJ Coleman	7-0
Zerrick Cooper	8-8
Craig Copeland, Jr.	5-0
Cole Corkren	4-0
Charles Crawford	10-0
Austin Cummins	12-0
Shaq Davidson	31-12
Ahmad Edwards	5-0
Malik Feaster	8-2
Emmanuel Fennell	17-0
De'Marcus Flowers	21-0
Lajarret Ford	8-0
Yul Gowdy	9-8
Jaelen Greene	8-2
Bryce Handy	17-0
Jeremiah Harris	7-0
Jamari Hester	32-17
Darius Joiner	8-2
Austin Kinsey	1-0
Montrez Lang	31-10
Michael Matthews	8-2
Cam McKinney	1-0
Tyre McKinney	24-1
Logan McVay	8-0
Ty Minshew	21-0
E.J. Moss	43-3
Anthony Nesby	2-0
Gladstone Patterson	2-0
Jacquez Payton	19-12
Josh Pearson	9-8
Jason Pierce	8-8
Zsajuan Powe	2-0
Brandon Pugh	1-0
Landon Rice	8-7
Joseph Roberts	44-6
Randy Robinson	45-29
Phillip Russell	8-0
Tyler Scozzaro	38-20
Michael Shaddix	8-5
Tyrese Slocum	8-1
Landon Smith	17-2
Hunter Sosebee	20-9
Cade Stinnett	38-32
Quan Stoudemire	44-29
Tramel Terry	17-5
Malik Thompson	3-0
Justin Thomas-Thornton	31-0
Tre' Threat	8-0
Stevonte Tullis	8-0
Li'Cedric Varner	14-0
Chapelle Wade	1-0
Christian Wafford	27-7
Bryant Wallace	1-0
Jonatan Ward	1-0
Denzil Ware	8-8
Jerad Washington	4-1
Zion Webb	7-0
Uriah West	6-0
Traco Williams	32-19
Jake Wisener	2-0
Zack Woodard	8-0
Nuka Yobo	24-3
Monty Young	43-11

New Face at Quarterback Has Big Shoes to Fill

John Grass didn't name his starting quarterback for the season opener until after kickoff, when Zerrick Cooper ran out to take the first snap. He gives JSU a new signal caller for the third-straight season. All-American **Eli Jenkins** wrapped up his career in 2016 after grabbing First Team All-OVC honors in his last three seasons. **Bryant Horn** took the reins in 2017 and went on to grab First-Team All-OVC honors in his first season as the starter, giving JSU the league's top quarterback in each of the last four seasons.

Replacing 40 With Experience

One of the top players that has ever worn a JSU uniform wrapped up his career last season as one of the most decorated players to come out of the program. Defensive end **Darius Jackson** set new school records for career sacks, tackles for loss and yards from tackles for loss, while also breaking the school's single-season tackles for loss record. At the end of his career, he signed with the Jacksonville Jaguars after earning All-America honors in 2016 and 2017 and being named the first player in JSU or OVC history to win the Buck Buchanan Award, given annually to the nation's top defensive player in FCS. The defensive end unit is in good hands for 2018, though. Four seniors: **E.J. Moss**, **Monty Young**, **Joseph Roberts** and **Justin Thomas-Thornton** entered the season having played a combined 130 games in their JSU careers, while Kentucky transfer **Denzil Ware** brought 37 games of SEC experience with him. **Tre' Threat** also joined the unit after playing two seasons at Auburn.

Gamecocks Limit TSU Under 100 Yards

In JSU's 36-6 win over Tennessee State on Nov. 16, 2017, the Gamecocks held TSU to just 97 yards of total offense. It is the second-lowest output by an opponent in JSU's history and just the second time the Gamecocks have held an opposing offense under 100 yards of total offense. The other was a school-record 82 yards by Austin Peay on Oct. 24, 2015.

Young CB corps

The youngest unit on the field for the Gamecocks is their cornerbacks unit. Of the 12 cornerbacks that started fall camp for JSU, the veteran of the group is redshirt-sophomore **Jacquez Payton**. He played in all 12 games as a redshirt-freshman in 2017, while redshirt freshman **Yul Gowdy** played in one game in 2017 before missing the rest of the year with an injury. There are five true freshmen and six redshirt freshmen on the fall camp list at the position.

Neal Leads Record 7 Players to NFL Camp

The 2017 Gamecocks saw a school-best seven players receive an opportunity in an NFL camp this spring, led by Buffalo Bills 5th Round draft pick **Siran Neal**. Neal, a safety for the Bills, was JSU's first pick since 2013 and the highest since **Eric Davis** went to the 49ers in the 2nd Round in 1993. Defensive End **Darius Jackson** (Jaguars) and running back **Roc Thomas** (Vikings) signed UDFA contracts, while cornerback **Reggie Hall** (Jets), offensive lineman **Justin Lea** (Jets), offensive lineman **Dylan Cline** (Cardinals) and linebacker **Jonathan Hagler** (Rams) were invited to mini camp.

Entering the 2018 NFL Preseason, JSU has six players still on rosters: SAF **Siran Neal** (Bills), DE **Darius Jackson** (Jaguars), DE **Chris Landrum** (Chargers), RB **Roc Thomas** (Vikings), RB **Troymaine Pope** (Texans), CB **Jaylen Hill** (Ravens).

Five Gamecocks Named Preseason All-Americans

Jacksonville State has seen five of its own honored as Preseason All-Americans by multiple outlets over the summer. Junior safety **Marlon Bridges**, senior offensive linemen **B.J. Autry** and **Tyler Scozzaro**, senior defensive lineman **Randy Robinson** and junior long snapper **Josh Brady** have each received multiple Preseason All-America mentions leading up to the 2018 season:

STATS Preseason All-Americans

1st Team SAF Marlon Bridges

1st Team OL B.J. Autry

Athlon Preseason All-Americans

1st Team SAF Marlon Bridges

1st Team OL B.J. Autry

Lindy's Preseason All-Americans

1st Team SAF Marlon Bridges

1st Team OL Tyler Scozzaro

HERO Sports Preseason All-Americans

1st Team SAF Marlon Bridges

1st Team OL B.J. Autry

2nd Team DL Randy Robinson

2nd Team LS Josh Brady

Bridges on Buchanan Watch List

After defensive end Darius Jackson became the first JSU and Ohio Valley Conference player to win the Buck Buchanan Award in 2017 for the top defensive player in FCS, junior safety **Marlon Bridges** was named to the watch list for the 2018 award.

The Buchanan Award, first awarded in 1995, has sent past winners such as **Jackson**, **Dexter Coakley**, **Rashean Mathis**, **Jared Allen**, **Arthur Moats** and **Kyle Emanuel** on to the NFL. **Bridges was a finalist** for the award in 2017.

Grass Has New Defensive Staff

Three new faces and new titles for the two returnees gives **John Grass**' 2018 defense a different look than in years past. New defensive coordinator **Andrew Warwick** joins JSU from Clemson, while associate head coach **Kelvin Sigler** makes his way north after spending the past several seasons at South Alabama. Another new face is defensive ends coach **Landius Wilkerson**, who spent the last decade at Huntingdon in Montgomery.

The two familiar faces, **Owen Kilgore** and **William Green**, will have new responsibilities in 2018. **Kilgore** will still coach corners but will coordinate the efforts of the pass defense, while **Green** will coordinate the JSU efforts to stop the run while coaching the defensive line.

Gamecocks Place 5 OL on All-OVC For Second-Straight Season

With all five starters earning All-Ohio Valley Conference honors last season, the 2017 Gamecocks became just the fourth team in OVC history to place five offensive linemen on the All-OVC squads and the first to do so in back-to-back seasons. Before the 2016 Gamecocks had five All-OVC offensive linemen, only two teams in league history had achieved the feat (Eastern Kentucky in 1990 and Eastern Illinois in 2002). The previous three teams each had three first teamers, making the 2017 Gamecocks the first in the group to have four first team selections.

JSU Top Three Seed For Fourth-Straight Year

The Gamecocks earned their highest seed to that point in the FCS playoffs at No. 2 in 2014 and has made a habit of being one of the top seeds since. JSU was the No. 1 overall seed in 2015 and earned the No. 3 seed in the 2016 and 2017 FCS Playoffs. JSU and North Dakota State are the only teams to receive one of the top three seeds in each of the last four seasons.

Grass Races To 40 wins

JSU head coach **John Grass** earned his 40th win in just his 47th game as a head coach with a 23-7 win over Southeast Missouri on Oct. 28, 2017. He becomes the second-fastest coach to reach 40 wins in FCS history, two games behind North Dakota State's **Chris Klieman**, who won No. 40 in his 45th game.

Grass Named Region Coach of the Year. Again. And Again. And Again

JSU head coach **John Grass** continues to make history on the sidelines for the Gamecocks. After becoming the first FCS Coach to begin his career with back-to-back perfect seasons in 2014 and 2015, he ran the OVC table again in 2016 and 2017 to win his third- and fourth-straight OVC titles. He earned his third-straight **Roy Kidd** OVC Coach of the Year Award in 2016. The OVC Coach of the Year award is named after Eastern Kentucky legend **Roy Kidd**, a member of the College Football Hall of Fame, who won the award a record 10 times during his career (1964-2002) and retired with 314 victories, the second-most in I-AA/FCS history.

Grass became the first person to win the OVC Coach of the Year Award outright in three-straight seasons. After winning the AFCA Region 3 Coach of the Year Award again in 2017, he became just the ninth coach in the association's history to be named Region Coach of the Year in at least four-straight seasons. He was named the AFCA's National FCS Coach of the Year in 2015 and was a finalist for that honor in 2014 and 2016. His 2015 honor made him the first OVC coach to ever win the AFCA's top coaching honor and made him the first JSU National Coach of the Year since **Bill Burgess** was the Division II winner in 1992.

Gamecocks Picked to Win OVC, Six on Preseason All-OVC Team

Jacksonville State is picked to win its fifth-consecutive Ohio Valley Conference title, while junior safety **Marlon Bridges** is predicted to be the league's Defensive Player of the Year. Former JSU defensive end **Darius Jackson** won the league's DPOTY in each of the last two seasons.

Including **Bridges'** defensive nod, a conference-best six Gamecocks received Preseason All-OVC honors. The offensive team features seniors **B.J. Autry (OL)**, **Tyler Scozzaro (OL)** and **Darius Anderson (OL)**, while the defensive team is populated by **Bridges (SAF)** and **Randy Robinson (DL)**. Senior placekicker **Cade Stinnett** also made the preseason team.

Jacksonville State garnered 126 points and 14 first-place votes in the team poll. Austin Peay finished second in voting with 112 points and four first-place votes. JSU received 31 more points than third-place UT Martin and 53 more points than fourth-place Eastern Illinois.

Gamecocks Clinch

Record-Tying 4th-Straight OVC Title

JSU's 14-7 win at UT Martin on Nov. 11, 2017 clinched JSU's fourth-straight OVC title and allowed the Gamecocks to join Middle Tennessee (56-59), Tennessee Tech (58-61) and Eastern Kentucky (81-84) as the only programs in league history to win the OVC crown in four consecutive years. JSU joins EKU (81-84) as the only schools to win four-straight outright OVC titles. No team has ever won five in a row.

The Gamecocks won their third consecutive Ohio Valley Conference title in 2016, making them the first team since EKU from 1986-88 to win at least a share of three-straight titles.

JSU Wins 7th OVC, 22nd Conference Title

With its 14-7 win over UT Martin on Nov. 11, 2017, Jacksonville State clinched the 22nd conference football championship in school history and the seventh OVC title. JSU also won the OVC title in 2003, 2004, 2011, 2014, 2015 and 2016. JSU will make its 18th NCAA Playoff Appearance when the regular season concludes. 2017 will also mark the school's eighth appearance in the postseason since the Gamecocks joined the OVC in 2003.

JSU has an all-time record of 20-17 in 37 NCAA playoff games.

Gamecocks Clinch

18th NCAA Playoff Appearance

With its 14-7 win at UT Martin on Nov. 11, 2017, Jacksonville State clinched its 18th NCAA playoff appearance, its fifth in a row and the eighth since 2003. The Gamecocks have earned the Ohio Valley Conference's automatic bid by clinching the regular-season title. In 2016, the Gamecocks earned the No. 3 overall national seed to earn a first-round bye for the fourth time since 2010. JSU has an all-time record of 20-17 in 37 NCAA playoff games. JSU is 5-8 in 13 FCS playoff games, claiming two wins in 2013 when the team advanced to the FCS quarterfinals and was 3-1 in the 2015 postseason, advancing to the National Championship Game.

The appearance in 2017 tied the school record for consecutive years in the postseason (1988-92).

JSU vs. KSU Couldn't Wait

Jacksonville State and Kennesaw State were supposed to have their first meeting in a unique setting this season. Prior to the start of the 2017 season, the two announced a home-and-home series that will start on Nov. 17, 2018 in SunTrust Park, the home of Major League Baseball's Atlanta Braves. The series was announced at a June 9 press conference at the new state-of-the-art park and both coaches were recognized on the field prior to that night's Braves game. Kennesaw State's return date to Burgess-Snow Field has not yet been announced.

The first meeting couldn't wait, however. The NCAA paired the two in the 2017 FCS Playoffs, starting the rivalry one year earlier than planned.

Holding Them Under 100

Opposing offenses have had a hard time running the ball against the Gamecocks defense the last three seasons, especially of late. In 2017, JSU held eight of its 12 foes under 100 yards rushing, tying the 2016 team for the most in a single season in school history. So far in 2018, five of JSU's eight foes failed to hit the 100-yard mark. **Eleven of JSU's last 14 regular-season opponents have failed to reach the 100-yard mark, with nine of those gaining less than 50 yards on the ground.**

Since the start of the 2017 season, each of JSU's foes have attempted at least 19 rushes, but only six FCS teams gained 100 yards.

Grass A Finalist for Robinson Award in 2017

JSU head coach **John Grass** was named a finalist for the **Eddie Robinson Award** in 2017, given annually to the Coach of the Year in FCS.

Grass has yet to lose a conference game in his career as a head coach, rolling up 31-straight Ohio Valley Conference victories after his fourth-straight unbeaten conference season in 2017. He is the first coach in FCS history to post perfect conference records in his first two seasons, let alone his first four.

He holds a 45-9 record as the Gamecocks' head man, the second-best start to a career in FCS history. He boasts a career .843 winning percentage, which is the highest career winning percentage among FCS coaches and the second-highest among all active Division I head coaches behind Ohio State's **Urban Meyer**.

Grass' Gamecocks went unbeaten against the FCS again in 2017. JSU earned the No. 3 seed in the FCS Playoffs, It's the fourth-straight season in which he has led the Gamecocks to a top-three seed, something the program had never done before his arrival in 2014.

Undefeated in the OVC. AGAIN!

In 2015, Jax State became just the third program in OVC history to complete back-to-back 8-0 seasons, joining Eastern Kentucky (1993 & 1994) and Murray State (1995 & 1996). **John Grass**, in his second year as a collegiate head coach in 2015, made NCAA history by becoming the first FCS coach to begin his career with a perfect 16-0 conference record in leading JSU to its second-straight OVC Championship.

It didn't stop there, with JSU going 7-0 in OVC play in 2016, the first team in OVC history to go unbeaten and untied in three-straight conference seasons. Grass becomes the first coach in NCAA Division I history to go his first three seasons as a head coach without a conference loss.

The Gamecocks went 8-0 in 2017 in OVC play to secure an unprecedented fourth-straight perfect OVC record.

Iron Man Lea

2018 will mark the first time that one particular face on the offensive line will be missing when the first snap is taken by the JSU offense.

Former Offensive Lineman **Justin Lea** started every game since the start of his redshirt freshman season in 2014, giving the Henagar, Ala., native a start in 51-straight games for the Gamecocks when his career came to an end after the 2017 season. He broke the school and OVC record for consecutive starts that were held by **Max Holcombe**, who started 49 consecutive games for JSU from 2011-14.

OVC CONSECUTIVE STARTS RECORD

51, Justin Lea, OL (Jacksonville St), 2014-17

49, Max Holcombe, OC (Jacksonville St), 2011-14

47, Tim Kelly, DT (Eastern Illinois), 2004-07

44, Charles Sweeton, OT (UT Martin), 2011-14

44, Tracy Russell, OC (Tennessee Tech), 1991-94

Flowers Takes One To The House

Then-junior **De'Marcus Flowers** recorded his first kickoff return for a touchdown on Oct. 7, 2017 at Austin Peay and it couldn't have come at a better time. The Gobs had just cut JSU's lead to 13 early in the fourth quarter before the Daleville, Ala., native took the ensuing kickoff 87 yards for a score and took the air out of the crowd at Peay's Fortera Stadium. His return was the first for a touchdown by a Gamecock since Oct. 22, 2011, when **Gabriel Chambers** returned one 99 yards for a score at Kentucky.

Big Play Gamecocks

Jacksonville State has been putting up some big numbers on the scoreboard over the last 15 years and they've used big plays to make it happen. In 2015, the Gamecocks had 129 plays of 20-yards or more, including 51 rushing, 44 passing and 34 by kick returns, fumble returns and interceptions. In 2016, JSU had 83 plays of 20-yards or more, including 28 rushing, 31 passing and 24 by kick returns, fumble returns and interceptions. 2017 saw JSU with 69 plays of 20-yards or more, including 23 rushing, 24 passing and 19 by kick returns, fumble returns and interceptions. In 2018, JSU has 76 of those plays, 22 rushing, 40 passing and 14 returns. The Gamecocks have a total of **1,218 plays** of 20 yards or longer since joining the OVC in 2003. Here's a year-by-year breakdown of plays 20 yards or longer since 2003:

Year	Rush	Pass	Kick/Fum/Int	TOTAL	Touchdowns
2003	29	18	22	69	14
2004	22	38	25	85	21
2005	20	20	22	62	11
2006	10	20	17	47	7
2007	13	24	36	73	9
2008	16	30	24	70	13
2009	12	35	29	76	25
2010	16	28	41	85	11
2011	13	21	24	58	13
2012	15	33	18	66	14
2013	31	39	35	105	19
2014	31	47	26	104	16
2015	51	44	34	129	31
2016	28	31	24	83	22
2017	23	24	19	66	18
2018	22	40	14	76	21



Barry Goes 80 For Six

Then-true freshman tight end **Trae Barry** hauled in an 80-yard touchdown reception on Sept. 23, 2017 against Liberty, his first career touchdown catch. The toss from Bryant Horn gave Barry, a Summerdale, Ala., native, the seventh-longest catch in JSU history and the second-longest by a freshman. **Telvin Brown's** 86-yard TD catch as a true freshman in 2012 is the only one longer by a freshman at JSU.

JSU Debuts New Video Board

When JSU opened its 2017 home schedule vs. Liberty on Sept. 23, the East End Zone at Burgess-Snow Field looked a little brighter. JSU unveiled its new Daktronics video board this season, a high-definition screen that is 80-feet wide and able to feature full video and graphics. The 80-foot HD display replaced the old standard definition display that was just 14x24.

Stinnett From Deep

Senior **Cade Stinnett** came through from long range in the Gamecocks' 2017 home opener vs. No. 16 Liberty. The Enterprise, Ala., native drilled a 49-yard field goal late in the first half that beat his previous long, a 48-yarder made vs. Eastern Illinois in 2016. His 49-yard make tied the seventh-longest field goal in JSU history and was the longest by a Gamecock since **Griffin Thomas'** school-record 52-yard field goal in 2013.

In JSU's win at EIU on Oct. 21, 2017, he drilled a 50-yarder, tying for the sixth-longest in school history and just the seventh of 50 yards or more in JSU history.

Neal Plays in Senior Bowl

Former Gamecock cornerback **Siran Neal** added his name to a short list of Jacksonville State football greats at the end of his senior season in 2017.

The senior cornerback from Eufaula received an invitation to play in the 2018 Reese's Senior Bowl, becoming just the fourth player in school history to receive that honor. He joined **Dieter Brock** (1974), **Jesse Baker** (1979) and **Sean Richardson** (1994) as the only Gamecocks to play in college football's premier senior showcase event, which took place on January 27 at Ladd-Peebles Stadium in Mobile.

The game annually features the country's best senior collegiate football players and top NFL draft prospects on teams representing the North and South that are coached by the entire coaching staffs of two National Football League teams. It was televised on the NFL Network.

Racking Up Tackles for Loss

Keeping up with their recent trends, the Gamecocks have been racking up tackles for a loss so far in 2018. They currently have 8.0 TFL, ranking them first in the OVC and 11th nationally.

The Gamecocks destroyed the school record for tackles for a loss in a season in 2015 with 135, 28 more than the previous record of 107.0 set in 2013. **Darius Jackson** and **Chris Landrum** both set the school record for tackles for a loss in a season with 19.0.

The 2016 season started no differently, with Jax State amassing 9.0 tackles in the backfield in the opener against North Alabama. Through 12 games that season, the Gamecocks totaled 97 tackles for a loss, an average of 8.1 per game that led the OVC and ranked fourth in the nation.

In 2017, the Gamecocks ranked eighth nationally with 8.0 tackles for a loss per game and have a total of 96, led by **Darius Jackson's** 20.5, which broke he and **Landrum's** single-season school record set in 2015.

JSU Getting To Opposing QBs

The Gamecocks recorded 40 quarterback sacks in 2015, second in school history to the 51.5 recorded in 2013. The 206 yards from sacks was third in school history, behind the record of 316 in 2013 and 249 in 1998.

In 2016, JSU had 38 sacks, with their 3.17 sacks per game average leading the OVC and ranking seventh in the nation. In 2017, the Gamecocks recorded 27 sacks in 12 games.

So far in 2018, JSU has 19 sacks through eight games.

Gamecocks Among Best in FCS Since 2010

Since the start of the 2010 season, Jacksonville State is among the best in the FCS in wins and winning percentage. Below are the FCS' top teams since the start of the 2010 season by total wins:

Team	W	L	Pct.
North Dakota St.	114	13	.898
Sam Houston St.	91	30	.752
Eastern Wash.	83	28	.748
Jacksonville St.	82	26	.759
James Madison	79	26	.752
San Diego	74	26	.740
Bethune-Cookman	70	31	.693
Harvard	67	20	.770

JSU's John Grass' Unprecedented OVC Start

JSU's **John Grass** led his team to the OVC Championship in his first year as a collegiate head coach. In doing so he became just the fifth OVC coach to lead his team to the title in his first season as a head coach, joining Austin Peay's **Boots Donnelly** (1977), UT Martin's **Jason Simpson** (2006), Eastern Kentucky's **Dean Hood** (2008) and Eastern Illinois' **Dino Babers** (2012). He and **Babers** are the only two coaches to win OVC crowns in each of their first two seasons, and Grass is the first to win the OVC crown in each of his first three seasons, much less in each of his first four seasons.

Grass is the first coach in league and FCS history to go unbeaten in league play in his first two seasons and extended that to his first four years. He is 36-1 in OVC play as JSU's head man.

Gamecocks Get Off The Field on Third Down

In 2016, JSU held opponents to a 42-for-182 success rate (.231) that ranked the Gamecocks first in the nation in third down conversion defense.

Through 11 games against non-FBS opponents in 2016, they were just 35-for-171 on third-down conversions, a .205 percentage.

Jacksonville State finished the 2014 season ranked fourth in the nation in 3rd down conversion percentage defense, holding the opponents to just a .281 conversion percentage. In 2015, JSU's foes were just 77-234 (33%) on third down conversions, first in OVC and 13th nationally.

In 2017, The Gamecocks held foes to a 51-for-173 (.295) rate on third downs, good enough to rank ninth nationally.

In 2018, JSU's opponents are 26-for-119 (.218) on third downs, ranking first nationally.

Since **John Grass'** arrival in 2014, JSU opponents are just 224-for-835 (.268) on converting third downs.

Big Plays By The Thousands

With their seven in the September 17, 2016 win over #17 Coastal Carolina, the Gamecocks surpassed 1,000 plays of 20 yards or longer since becoming a member of the Ohio Valley Conference in 2003. Since John Grass took over as offensive coordinator in 2013, the Gamecocks have made over 100 "Big Plays" in all but one season, including a school-record 129 in 2015 and now have 1,218 plays of 20 yards or more since 2003.

Grass Off To OVC's Best Start

JSU head coach **John Grass** became just the second coach to win back-to-back OVC Championships in the first two years of their career, joining EIU's **Dino Babers**, who won titles in 2012 and 2013. Grass is off to a 36-1 start against OVC opponents, the best start by a coach in league history. He became the first coach in OVC and FCS history to post back-to-back unbeaten conference seasons to start his career and extended that to become the first coach in OVC history with four-straight unbeaten seasons to start.

Gamecock 2017 All-Americans

Jacksonville State had seven players that earned All-America honors for their play in 2017.

AP FCS All-America Team

1st Team RB - Roc Thomas
1st Team DE - Darius Jackson
2nd Team OL - Justin Lea
2nd Team DB - Marlon Bridges

STATS FCS All-America Team

1st Team OL - Justin Lea
1st Team DE - Darius Jackson
2nd Team RB - Roc Thomas
3rd Team DB - Marlon Bridges

Phil Steele FCS All-America Team

1st Team OL - Justin Lea
1st Team DE - Darius Jackson
2nd Team RB - Roc Thomas
2nd Team DB - Marlon Bridges

AFCA FCS All-America Team

1st Team CB - Siran Neal
1st Team DE - Darius Jackson
2nd Team OL - Justin Lea
2nd Team RB - Roc Thomas

HERO Sports FCS All-America Team

1st Team OL - Justin Lea
1st Team DE - Darius Jackson
2nd Team RB - Roc Thomas
2nd Team DB - Marlon Bridges
3rd Team OL - Dylan Cline
Freshman AAT - Trae Barry

Walter Camp FCS All-America Team

1st Team C - Tyler Scozzaro
1st Team OL - Justin Lea
1st Team DE - Darius Jackson
1st Team DB - Marlon Bridges

Gamecocks Running For 100

After JSU's 291 rushing yards at Murray State on Oct. 27, the Gamecocks have now rushed for 100 yards in 55 of the 59 games since John Grass took over as head coach. JSU's only sub-100-yard rushing games under Grass were at

Michigan State to open the 2014 season against Kennesaw State in the second round of the 2017 FCS Playoffs, against North Carolina A&T to open the 2018 season and against Southeast Missouri on Oct. 20, 2018. JSU had run for 100 yards in 45-straight regular-season games vs. non-FBS foes until the NC A&T game, with the last time it didn't reach the milestone coming vs. Tennessee State on Oct. 12, 2013, which is also JSU's last regular season loss at home.

Sharing the Wealth...

In 2018, a total of 15 different Gamecocks have scored at least one of JSU's 48 TD's: **Josh Pearson** (15), **Zion Webb** (6), **Zerrick Cooper** (5), **Jamari Hester** (4), **Jaelen Greene** (4), **Uriah West** (3), **Leander Burrowes** (2), **Michael Matthews** (2), **Daniel Byrd** (1), **Shaq Davidson** (1), **Landon Rice** (1), **Trae Barry** (1), **Lajarret Ford** (1), **De'Marcus Flowers** (1) and **Austin Kinsey** (1).

2016 LSU Crowd The Largest To See JSU Play

A crowd of 98,389 on Sept. 10, 2016 at LSU, was the largest crowd JSU has ever played in front of.

Top 15 Crowds to Watch Jax State

1. 98,389 at #21 LSU (Sept. 10, 2016)
2. 87,451 at #6 Auburn (Sept. 12, 2015)
3. 82,691 at Florida (Nov. 17, 2012)
4. 75,127 at #8 Michigan State (Aug. 29, 2014)
5. 71,420 at Florida State (Sept. 12, 2009)
6. 71,062 at Arkansas (Sept. 1, 2012)
7. 55,768 at Ole Miss (Sept. 4, 2010)
8. 54,098 at Kentucky (Oct. 22, 2011)
9. 50,161 at Georgia Tech (Sept. 9, 2017)
10. 47,456 at Mississippi State (Sept. 14, 2002)
11. 46,131 at Georgia Tech (Sept. 5, 2009)
12. 45,706 at Georgia Tech (Aug. 28, 2008)
13. 38,635 at Mississippi State (Oct. 14, 2006)
14. 34,712 at Kansas (Sept. 20, 2003)
15. 30,043 at South Florida (Sept. 2, 2000)

Running Backs Have Familiar Face

The Gamecocks have the same coaches at every position but three this year, but there's one on the staff that has been around for a while. Assistant Head Coach/Offensive Coordinator and running backs coach **Jimmy Ogle** is in his 19th year on the JSU staff and his 18th-straight year coaching the JSU RBs.

JSU Became First OVC Team in FCS Finals Since 1982

In 2013, OVC teams broke a 19-game playoff losing streak (that stretched back to 2000) and advanced two teams (Eastern Illinois and Jacksonville State) to the Quarterfinals marking just the second time in league history two teams had advanced that far in the same year. In 2015, Jacksonville State helped the OVC snap a six-game losing streak in FCS Quarterfinal contests with a 58-38 victory over Charleston Southern. The Gamecocks were the first OVC team to reach the semifinals since Eastern Kentucky did in 1991 and the first OVC team to make it to the semifinals in a field bigger than 12 teams (the field expanded to 16 teams in 1997). They then snapped the OVC's four-game losing streak in the FCS Semifinals with a 62-10 win over Sam Houston State to become the first OVC team to advance to the National Championship game since 1982 (when ECU won it all).

Gamecocks Run For More Than 3,000 Again

The Gamecock offense ran for 4,829 yards in 2015, the most in a season in school history. Before **John Grass** took over the reigns as offensive coordinator in 2013, JSU had five 3,000-yard rushing seasons in school history, while his offense has passed that mark in four of his five seasons on campus. Below are JSU's 3,000-yard rushing seasons:

Team	Rush Yds
1. 2015*	4,839
2. 1991	3,857
3. 1992	3,797
4. 2013*	3,604
5. 1988	3,496
6. 1989	3,477
7. 2014*	3,424
8. 1990	3,213
9. 2016*	3,007

Gamecock Captains By Game in 2018

NC A&T: DE Monty Young, OL BJ Autry, OLTyler Scozzaro, DL Randy Robinson
MVSU: WR Shaq Davidson, LB Quan Stoudemire, DE Joseph Roberts, DL Connor Christian

TTU: DE Justin Thomas-Thornton, DE Denzil Ware, OL B.J. Autry, WR Jamari Hester

APSU: RB Tramel Terry, LB Quan Stoudemire, PK Cade Stinnett, DL Randy Robinson

EKU: DE Monty Young, OL Darius Anderson, WR Jamari Hester, SAF Traco Williams

EIU: SAF Marlon Bridges, DE Denzil Ware, OLTyler Scozzaro, WR Lajarret Ford

SEMO: DL Connor Christian, RB De'Marcus Flowers, LB Jalen Choice, OL Hunter Sosebee

MUR: DL Connor Christian, DE E.J. Moss, OLTyler Scozzaro, WR Jamari Hester

The Flip of the Coin in 2018

The Gamecocks have won five coin tosses and lost three so far in 2018. Here is a game-by-game breakdown of the opening coin toss:

Game	Won	Decision
NC A&T	NCAT	Deferred
MVSU	JSU	Deferred
TTU	JSU	Deferred
APSU	APSU	Deferred
EKU	EKU	Deferred
EIU	JSU	Deferred
SEMO	JSU	Deferred
MURRAY	JSU	Deferred

JSU on The Tube

Jacksonville State is 104-54 (.658) in televised games in its football history, including a 6-2 record in 2018. JSU played just 10 televised games before moving up from Division II after the 1992 National Championship, and is 95-51 in televised games at the Division I level.

Comeback Gamecocks Keep on Winning

Jacksonville State has 38 come-from-behind wins since the start of the 2010 season and rallied for four come-from-behind wins in 2015. In 2016, JSU had three come-from-behind wins and two in 2017. So far in 2018, JSU has two come-from-behind wins. Speaking of come-from-behind wins for the Gamecocks, 11 of those wins have occurred in the final 1:16 or less.

Piling In the Snow

Over eight home games in 2015, the Gamecocks ranked second in the FCS in attendance, averaging 20,598 fans at Burgess-Snow Field. In 2016, JSU ranked seventh in average attendance per game with 17,576 fans per game. In 2017, JSU ranked sixth in average attendance with 18,388 per game. So far this season, JSU is eighth in the FCS in average attendance.

Below are the Top 10 attendance averages this season in FCS:

School	Conference	Avg. Att.
1. Alabama State	SWAC	26,222
2. Jackson State	SWAC	25,783
3. Montana	Big Sky	24,311
4. James Madison	Colonial	23,493
5. Florida A&M	MEAC	18,926
6. North Dakota State	MVFC	18,664
7. Montana State	Big Sky	18,597
8. Jacksonville St.	OVC	18,576
9. Southern	SWAC	16,326
10. Delaware	Colonial	15,808

Grass Off To A Hot Start

Jacksonville State head coach **John Grass** is off to a hot start in his collegiate head coaching career. The 1990 graduate of JSU is 49-10 through his first 59 games as the Gamecocks' head man, extending the best start by a head coach in JSU history. Here are the first 59 games of all of JSU's head coaches that coached at least 59 games:

Coach	1st year	1st 59 games
John Grass	2014	49-10
Jack Crowe	2000	31-28
Bill Burgess	1985	37-19-3
Jim Fuller	1977	40-19
Don Salls	1946	36-18-5

Not So Long...

Since John Grass took over as head coach in 2014, the Gamecock defense has only allowed 54 total rushes of 20 yards or longer in 1,997 total rushing attempts by its foes.

In 2014, JSU only allowed nine rushes of longer than 20 yards in 2014 in 446 rushing attempts by the opponents. JSU allowed just 127.2 yards rushing yards to rank 23rd nationally to lead the Ohio Valley Conference.

In 2015, JSU only allowed 17 rushes of 20 yards in 540 attempts by its opponents, who combined for just 120.9 yards per game on the ground. That ranked JSU first in the OVC and 16th nationally in rushing defense.

In 2016, JSU allowed eight 20-plus-yard rushing plays in 415 attempts, but only four to non-FBS foes in 378 attempts.

In 2017, opponents had only nine rushes of 20 yards or longer on 394 attempts. In 2018, opponents have had 11 runs longer than 20 yards in 230 attempts.

30+ Points Equals a Win

Since 2000, Jax State is 98-10 when scoring 30 or more points in a game. JSU finished 8-0 in 2004 and won 16-straight games when scoring 30 or more points at one time before dropping a 37-35 loss to Furman in 2005.

JSU is 60-3 at Burgess-Snow Field since joining the OVC when putting up 30-plus points. The Gamecocks have won their last 42 games with at least 30 points on the scoreboard.

Gamecocks Scoring Fast

Jacksonville State had 31 scoring drives of less than 2:00 in 2014 and had 37 in 2015. JSU had 43 scoring drives of 3:00 or less in 2014 and 55 in 2015. In 2016, the Gamecocks scored in 3:00 or less 39 times. In 2017, the Gamecocks scored in 3:00 or less 34 times, 23 of those in 2:00 or less. This season, JSU has posted 32 scoring drives in less than 3:00, 21 of those less than 2:00. Here's a list of JSU scoring drives less than 2:00 this year:

Opp	Plays	Yards	TOP	Result
NCAT	3	75	0:58	TD (49-yd pass)
NCAT	3	65	1:08	TD (40-yd pass)
MVSU	1	75	0:12	TD (75-yd pass)
MVSU	5	74	1:59	TD (5-yd run)
MVSU	1	9	0:06	TD (9-yd run)
TTU	3	40	0:19	TD (40-yd pass)
TTU	1	65	0:11	TD (65-yd run)
TTU	5	65	0:52	TD (50-yd pass)
TTU	4	-13	1:58	FG (45 yards)
TTU	2	41	0:29	TD (20-yd run)
APSU	7	66	1:59	TD (2-yd run)
APSU	5	38	1:51	TD (20-yd pass)
APSU	4	53	1:37	TD (31-yd pass)
APSU	3	33	1:32	TD (23-yd run)
EKU	4	78	1:39	TD (15-yd run)
EKU	1	1	0:03	TD (1-yd run)
EKU	10	66	1:54	TD (11-yd pass)
EKU	2	29	0:33	TD (29-yd pass)
EIU	5	72	1:52	TD (44-yd pass)
EIU	5	69	1:45	TD (11-yd run)
EIU	4	53	1:36	TD (31-yd pass)

JSU Winningest Team in OVC

Jacksonville State has the all-time highest winning percentage of any other team in the OVC against conference members. Here's a list of the top three teams:

Team	OVC Record	Pct.
1. Jacksonville State	100-25	.800
2. Eastern Kentucky	337-143-7	.699
3. Eastern Illinois	112-65	.633

Grass' Offense Like No Other in JSU History

When **John Grass** took over as the Gamecocks' offensive coordinator in 2013, no JSU team had ever gained 5,000 yards in a season. That year, his offense amassed a then-school-record 6,637 yards. In his first season as head coach in 2014, when he also called the offensive plays, JSU racked up 6,129 yards in just 12 games, a school-record 510.8 yards per game – 68.2 yards per game more than the previous record held by the 2004 squad.

In 2015, the Gamecocks racked up 7,613 yards, most in school history by 976 yards over the previous record of 6,637 set in 2013.

The 2016 team also surpassed the 5,000-yard mark, gaining 5,209 yards in just 12 games.

Through five games in 2018, the Gamecocks are averaging just over 539 yards per game and are on pace to gain over 5,931 yards through 11 games.

Gamecock 100-Yard Rushers Since 1995

Since moving to FCS in 1995, a total of 32 different Gamecocks have rushed for 100-yards or more in a game for a total of 132 times. One current Gamecock has a 100-yard game in his career. Here's a list of JSU's career 100-yard rushers currently on the 2018 team:

Current 100-yard Gamecock Rushers

100 Zion Webb at Eastern Kentucky (Oct. 6, 2018)

Career JSU 100-yard Rushing Games *-Active player

19 - DaMarcus James

14 - Clay Green

13 - Troymaine Pope

12 - Eli Jenkins

9 - Roc Thomas, Rondy Rogers

8 - Washaun Ealey

7 - Oscar Bonds

6 - Kory Chapman, Daniel Jackson

4 - Miles Jones, Josh Clemons

3 - Calvin Middleton

2 - Roger Bell, Amel Jackson, Marcus Mitchell, Ryan Perrilloux, Jamal Young

1 - ***Zion Webb**, Darius Barksdale, Herman Bell, Michael Davies, Tywone Dyson, Brandon George, Bryant Horn, Carlow James, Cedric Johnson, Montressa Kirby, Christian LeMay, Maurice Mullins, Demetric Thomas, Gabe Walton

Where 2018 Gamecock Seniors Rank in Winningest Classes

The 2018 Jacksonville State University senior class is already one of the winningest four-year classes and has the second-best winning percentage since the Gamecocks left the Division II ranks in 1993. For the record, JSU's all-time best four-year record is held by the 1992 NCAA Division II National Championship team, which finished 46-6 over their tenure.

Here's a list of the top JSU Division I senior classes:

BY WINS		FOUR-YEAR	
	CLASS	RECORD	PCT
1.	2016	44-10	.815
2.	2017	43-8	.843
3.	2015	40-12	.769
4.	2018	39-8	.830
5.	2014	34-15	.694
6.	2013	33-16	.673
7.	2011	32-13	.711
BY PERCENTAGE		FOUR-YEAR	
	CLASS	RECORD	PCT
1.	2017	43-8	.843
2.	2018	39-8	.830
3.	2016	44-10	.815
4.	2015	40-12	.769
5.	2011	32-13	.711
6.	2014	34-15	.694
7.	2013	33-16	.673

Did you Know?

Jacksonville State is the **ONLY** school in the history of **NCAA** competition - to win NCAA National Championships in baseball, men's basketball and football at the Division II level. The Gamecocks won the Div. II title in football (1992), basketball (1985) and baseball (1990, 1991). Before Florida's 2017 College World Series win, JSU was the lone school at either the Division I or Division II levels to achieve the feat.

Grass Sets Record with 10 Regular-Season Wins in 2014; Matched Again in 2015, 2016 and 2017

First-year head coach **John Grass** finished the 2014 regular season with a 10-1 overall record to post the most wins by a JSU head coach in his debut season, passing the record of nine wins by **Bill Clark** (2013) and **Jim Fuller** (1977). **Fuller** finished with an 11-3 overall record, while **Clark** posted a 11-4 record in his inaugural season guiding the Gamecocks. Grass' team ended with a 10-2 record. **Grass** went 10-1 again in the 2015 regular season, with his only loss coming in overtime at #6 Auburn, the first time an FCS school has taken a ranked FBS foe into overtime. He then posted a 10-1 record in the 2016 regular season, with his only loss coming at LSU, while a loss to Georgia Tech was his only blemish in a 10-1 2017 regular season.

Working Overtime

Since the NCAA established a tiebreaker system in 1995, Jax State is 8-6 in overtime contests and has won eight of the last 10. The Gamecocks have won the coin toss nine times and chosen to play defense all nine times.

Date	Opponent	OTs	Game Winning Play	Score
11/16/96	NE Louisiana	2	29-yd FG	28-31
10/16/99	McNeese St.	2	12-yd Pass	36-39
10/13/01	SF Austin	2	8-yd Pass	37-44
10/4/03	Murray St.	1	20-yd Pass	17-23
10/28/06	at Tenn. Tech	1	17-yd Pass	17-10
9/4/10	at Ole Miss	2	30-yd Pass (2-pt Con)	49-48
9/23/10	at Georgia St.	1	2-yd Rush	34-27
10/20/12	vs #17 Tenn St	1	44-yd FG	31-28
9/14/13	vs #22 UNA	2	20-yd FG	21-18
9/21/13	at Georgia St.	1	2-yd Rush	32-26
9/28/13	vs Murray St.	1	2-pt conversion	34-35
9/6/14	at #13 Chattanooga	1	13-yd Rush	26-23
9/12/15	at #6 Auburn	1	4-yd rush	20-27
12/5/15	#7 Chattanooga	1	14-yd rush	41-35

Sweet Home Jacksonville

"There's no place like home", the old saying goes and the Gamecocks can certainly attest to that. Since **JSU Stadium** opened in 1946, Jacksonville State has posted an incredible **279-101-8 (.729)** record at home. The stadium completed a \$47 million expansion in 2010. The new facility consists of seven stories, with the bottom four floors dedicated to nearly 400 dorm beds. The top three floors include 33 luxury skyboxes, a new press area, coaches booth, radio and television broadcast facilities, and a game management booth. The stadium now seats 24,000. New turf was installed just before the 2016 season and a new high-definition video board was debuted for the 2017 season.

- JSU has the highest home winning percentage and the most wins in the OVC since joining the league in 2003.

Record (pct)	OVC Member School
74-16 (.822)	Jacksonville State
55-26 (.679)	Eastern Kentucky
52-27 (.658)	UT Martin
48-32 (.600)	Eastern Illinois
38-26 (.594)	Tennessee State
42-39 (.519)	Southeast Missouri
41-39 (.513)	Tennessee Tech
41-40 (.513)	Murray State
26-46 (.361)	Austin Peay

- The Gamecocks are 53-9 in their last 62 games at Burgess-Snow Field at JSU Stadium and 47-5 in their last 52 regular-season home games.

Record Crowds Watching Gamecocks

Jax State has continued to draw large crowds this season, averaging 18,576 fans. JSU drew a school- and Ohio Valley Conference-record total of 164,781 fans to rank second nationally in average attendance in 2015. Since JSU expanded Burgess-Snow Field to its current 24,000-seat capacity in 2010, each of the last nine seasons has been one of the top nine in school history. Here are JSU's top attendance seasons:

Rank	Total (Games)	Average	Year
1.	164,781 (8)	20,598	2015
2.	123,030 (7)	17,576	2016
3.	110,695 (7)	15,841	2013
4.	110,328 (6)	18,388	2017
5.	103,977 (6)	17,329	2010
6.	93,439 (6)	15,573	2014
7.	86,128 (5)	17,226	2011
8.	80,032 (5)	16,006	2012
9.	74,304 (4)	18,576	2018
10.	71,497 (6)	11,916	1998

Gamecocks Gaining 300 Yards is The Norm

Since Jacksonville State joined the Ohio Valley Conference prior to the 2003 season, the JSU offense has rolled up some impressive offensive numbers. Since 2003, the Gamecocks have 88 games with at least 400 yards of total offense and 35 games with more than 500 yards. JSU set a school record with 655 yards of total offense against Austin Peay on Nov. 1, 2014. JSU had a school-record streak of 19-straight games with at least 400 yards of total offense snapped at Eastern Illinois on 11/7/15.

Year	300+	400+	500+	600+
2003	10	4	1	
2004	10	7	4	1
2005	10	1		
2006	7	2		
2007	5	2	1	
2008	8	7		
2009	10	6	2	
2010	9	3		
2011	9	5	1	1
2012	10	7	2	
2013	11	8	4	1
2014	11	11	6	4
2015	14	13	9	4
2016	12	7	4	
2017	9	4	1	
2018	8	8	5	2
TOTAL:	153	95	40	13

By comparison, here's the eight years prior to joining the OVC and since JSU joined the I-AA ranks:

Year	300+	400+	500+	600+
2002	6	1	0	0
2001	9	7	3	0
2000	6	1	0	0
1999	6	2	1	1
1998	7	2	0	0
1997	6	3	1	0
1996	4	0	0	0
1995	5	1	1	0
TOTAL:	49	17	6	1
FCS TOTAL:	202	112	46	14

JACKSONVILLE STATE-TENNESSEE-MARTIN SERIES

SERIES RESULTS

(JSU leads, 32-7, 16-4 in Martin, 16-3 in Jacksonville)

JSU vs. UTM GAME-BY-GAME STATISTICS

Date	Site	Result	JSU				Rushing				Passing				Total		Off.	UTM	Rushing				Passing				Total		Off.
			FD	No	Yds	TD	C-A-I	Yds	TD	No	Yds	TD	No	Yds	FD	No			Yds	TD	C-A-I	Yds	TD	No	Yds				
11/11/17	Martin	W, 14-7	20	46	197	2	8-15-0	92	0	61	289	14	30	48	0	13-23-0	128	1	53	176									
11/19/16	Jacksonville	W, 33-7	17	44	202	4	7-16-1	104	0	60	306	22	34	126	0	17-45-4	192	1	79	318									
9/26/15	Martin	W, 48-41	28	53	286	4	18-29-0	269	3	82	555	27	22	64	0	34-49-1	433	4	71	497									
10/4/14	Jacksonville	W, 38-14	26	59	284	2	19-30-0	213	3	89	497	13	30	123	1	13-37-2	93	0	67	216									
10/5/13	Martin	W, 41-27	18	41	212	3	14-25-0	226	2	66	438	28	44	123	1	31-48-1	370	2	92	493									
11/3/12	Martin	L, 49-47	32	41	192	1	17-36-0	323	6	77	515	32	43	209	0	28-44-0	402	7	87	611									
9/1/11	Jacksonville	W, 24-23	23	34	150	1	23-36-1	325	2	70	475	19	39	111	1	14-2-0	189	1	66	300									
10/6/10	Martin	W, 30-20	12	38	172	1	8-19-1	95	3	57	267	22	28	89	0	31-50-1	338	3	78	427									
10/3/09	Jacksonville	W, 52-7	21	37	201	1	19-22-0	244	4	59	455	12	39	109	1	17-29-3	115	0	68	224									
10/23/08	Martin (ESPNU)	L, 30-31	18	35	179	2	14-29-0	261	2	64	440	21	40	218	2	15-24-0	275	2	64	493									
10/4/07	Jacksonville	W, 27-24	19	44	179	1	15-29-0	277	1	73	406	18	39	149	1	12-25-1	285	2	64	429									
9/23/06	Martin	L, 14-24	8	31	91	1	7-25-1	130	1	56	221	17	53	169	1	7-16-0	94	1	69	263									
10/15/05	Jacksonville	W, 37-17	20	48	274	4	6-16-1	79	1	64	353	21	46	198	2	17-31-5	163	0	77	361									
10/9/04	Martin	W, 59-24	23	49	266	5	10-23-0	226	2	72	492	11	27	78	1	18-40-2	165	1	67	243									
10/11/03	Jacksonville	W, 34-24	19	54	444	4	7-16-0	65	1	70	509	26	28	69	0	44-65-2	369	3	93	438									
10/20/90	Martin	W, 21-7	17	52	267	-	6-16-1	128	-	68	368	16	25	58	-	29-51-0	381	-	76	410									
10/21/89	Jacksonville	W, 63-0																											
10/22/88	Martin	L, 24-31																											
10/31/87	Jacksonville	L, 17-28																											
11/1/86	Martin	W, 30-20																											
11/2/85	Jacksonville	W, 19-13																											
11/6/84	Martin	W, 23-16																											
11/5/83	Jacksonville	W, 31-19	18	47	238	3	8-21-1	153	1	68	391	14	38	145	0	13-29-3	156	1	67	301									
11/6/82	Martin	W, 41-13																											
11/14/81	Jacksonville	W, 44-7																											
11/8/80	Martin	W, 19-14																											
9/22/79	Jacksonville	L, 14-15																											
9/23/78	Martin	W, 44-15																											
9/24/77	Jacksonville	W, 36-13	17	57	111	1	16-29-0	151	1	86	262	11	54	154	1	3-10-0	51	0	64	205									
9/25/76	Martin	W, 24-3																											
10/18/75	Jacksonville	W, 11-3	11	54	232	2	1-10-1	5	0	64	242	9	52	122	0	10-18-1	75	0	70	197									
9/28/74	Martin	W, 17-0																											
9/22/73	Jacksonville	W, 50-7																											
9/23/72	Martin	W, 20-6																											
10/30/71	Jacksonville	W, 30-10	23	63	309	1	6-20-4	72	1	43	381	12	48	93	2	4-16-1	58	0	64	151									
10/10/70	Martin	W, 16-14																											
10/11/69	Jacksonville	W, 22-20																											
10/5/68	Martin	W, 16-12																											
10/7/67	Jacksonville	L, 0-38																											

JSU IN THE POLLS

JSU IN THE FCS POLLS

Here is a look at Jacksonville State in the NCAA FCS football poll since 1995:

No. 24	October 17, 1995(TSN)
No. 24	October 24, 1995(TSN)
No. 22	October 26, 1998(TSN)
No. 22	November 2, 1998(TSN)
No. 24	November 9, 1998(TSN)
No. 24	November 16, 1998(TSN)
No. 25-t	September 25, 2001(CP)
No. 23	October 1, 2001(CP)
No. 20	October 8, 2001(CP)
No. 21	October 8, 2001(TSN)
No. 23	October 16, 2001(TSN)
No. 20	October 23, 2001(CP)
No. 22	October 23, 2001(TSN)
No. 24	Pre-season, 2002(TSN)
No. 24	August 24, 2002(TSN)
No. 24	September 1, 2002(TSN)
No. 24	September 8, 2002(TSN)
No. 20	November 10, 2003(CP)
No. 21	November 10, 2003(TSN)
No. 19	November 17, 2003(CP)
No. 19	November 17, 2003(CP)
No. 16	December 10, 2003(TSN)
No. 16	December 10, 2003(CP)
No. 22	September 27, 2004(TSN)
No. 15	October 4, 2004(TSN)
No. 16	October 4, 2004(CP)
No. 14	October 11, 2004(TSN)
No. 14	October 11, 2004(CP)
No. 12	October 18, 2004(TSN)
No. 12	October 18, 2004(CP)
No. 20	October 25, 2004(TSN)
No. 21	October 25, 2004(CP)
No. 15	November 1, 2004(TSN)
No. 16	November 1, 2004(CP)
No. 14	November 8, 2004(TSN)
No. 14	November 8, 2004(CP)
No. 14	November 15, 2004(TSN)
No. 14	November 15, 2004(CP)
No. 14	December 15, 2004(TSN)
No. 14	December 15, 2004(CP)
No. 20	Pre-season, 2005(TSN)
No. 21	September 5, 2005(TSN)
No. 21	September 5, 2005(CP)
No. 25	September 18, 2006(TSN)
No. 22	September 29, 2008(TSN)
No. 23	September 29, 2008(CP)
No. 18	October 6, 2008(CP)
No. 19	October 6, 2008(TSN)
No. 23	October 13, 2008(CP)
No. 23	October 13, 2008(TSN)
No. 20	October 20, 2008(CP)
No. 21	October 20, 2008(TSN)
No. 21	November 17, 2008(CP)
No. 24	November 17, 2008(TSN)
No. 22	December 24, 2008(CP)
No. 23	December 24, 2008(TSN)
No. 19	Preseason, 2009(CP)
No. 21	Preseason, 2009(TSN)
No. 21	September 7, 2009(CP)
No. 23	September 7, 2009(TSN)
No. 22	September 14, 2009(CP)
No. 24	September 14, 2009(TSN)
No. 21	September 21, 2009(CP)
No. 22	September 21, 2009(TSN)
No. 20	September 28, 2009(CP)
No. 20	September 28, 2009(TSN)
No. 18	October 5, 2009(CP)
No. 18	October 5, 2009(TSN)
No. 13	October 12, 2009(CP)
No. 12	October 12, 2009(TSN)
No. 12	October 19, 2009(CP)
No. 13	October 19, 2009(TSN)
No. 20	October 26, 2009(CP)
No. 22	October 26, 2009(TSN)
No. 15	November 1, 2009(CP)
No. 17	November 1, 2009(TSN)
No. 15	November 9, 2009(CP)
No. 17	November 9, 2009(TSN)
No. 15	November 16, 2009(CP)
No. 17	November 16, 2009(TSN)
No. 13	November 23, 2009(CP)

No. 14	November 23, 2009(TSN)
No. 16	December 21, 2009(CP)
No. 16	December 21, 2009(TSN)
No. 17	Preseason, 2010(CP)
No. 17	Preseason, 2010(TSN)
No. 6	September 6, 2010(CP)
No. 5	September 6, 2010(TSN)
No. 4	September 13, 2010(CP)
No. 4	September 13, 2010(TSN)
No. 4	September 20, 2010(CP)
No. 4	September 20, 2010(TSN)
No. 4	September 27, 2010(CP)
No. 4	September 27, 2010(TSN)
No. 3	October 4, 2010(CP)
No. 3	October 4, 2010(TSN)
No. 3	October 11, 2010(CP)
No. 3	October 11, 2010(TSN)
No. 3	October 18, 2010(CP)
No. 3	October 18, 2010(TSN)
No. 2	October 25, 2010(CP)
No. 2	October 25, 2010(TSN)
No. 2	November 1, 2010(CP)
No. 2	November 1, 2010(TSN)
No. 6	November 8, 2010(CP)
No. 6	November 8, 2010(TSN)
No. 4	November 15, 2010(CP)
No. 4	November 15, 2010(TSN)
No. 9	November 21, 2010(CP)
No. 8	November 21, 2010(TSN)
No. 12	January 10, 2011(CP)
No. 12	January 10, 2011(TSN)
No. 9	Preseason, 2011(TSN)
No. 9	Preseason, 2011(CP)
No. 10	September 5, 2011(TSN)
No. 10	September 6, 2011(CP)
No. 17	September 12, 2011(TSN)
No. 16	September 12, 2011(CP)
No. 16	September 19, 2011(TSN)
No. 15	September 19, 2011(CP)
No. 14	September 26, 2011(TSN)
No. 13	September 26, 2011(CP)
No. 12	October 3, 2011(TSN)
No. 12	October 3, 2011(CP)
No. 11	October 10, 2011(TSN)
No. 10	October 10, 2011(CP)
No. 10	October 17, 2011(TSN)
No. 8	October 17, 2011(CP)
No. 14	October 24, 2011(TSN)
No. 13	October 24, 2011(CP)
No. 18	October 31, 2011(TSN)
No. 18	October 31, 2011(CP)
No. 25	November 20, 2011(TSN)
No. 22	Preseason, 2012(TSN)
No. 24	September 3, 2012(TSN)
No. 24	September 11, 2012(TSN)
No. 24	September 17, 2012(TSN)
No. 24	October 7, 2013(TSN)
No. 24	October 7, 2013(CP)
No. 22	November 11, 2013(TSN)
No. 23	November 11, 2013(CP)
No. 20	November 24, 2013(TSN)
No. 21	November 25, 2013(CP)
No. 10	January 6, 2014(TSN)
No. 12	January 6, 2014(CP)
No. 6	Preseason, 2014(TSN)
No. 8	Preseason, 2014(CP)
No. 9	September 1, 2014(TSN)
No. 9	September 1, 2014(CP)
No. 9	September 7, 2014(TSN)
No. 8	September 7, 2014(CP)
No. 9	September 15, 2014(TSN)
No. 8	September 15, 2014(CP)
No. 8	September 22, 2014(TSN)
No. 8	September 22, 2014(CP)
No. 8	September 29, 2014(TSN)
No. 8	September 29, 2014(CP)
No. 8	October 6, 2014(TSN)
No. 8	October 6, 2014(CP)
No. 6	October 13, 2014(TSN)
No. 7	October 13, 2014(CP)
No. 6	October 20, 2014(TSN)
No. 7	October 20, 2014(CP)
No. 5	October 27, 2014(TSN)
No. 5	October 27, 2014(CP)
No. 4	November 3, 2014(TSN)

No. 4	November 3, 2014(CP)
No. 3	November 10, 2014(TSN)
No. 3	November 10, 2014(CP)
No. 4	November 17, 2014(TSN)
No. 3	November 17, 2014(CP)
No. 3	November 23, 2014(TSN)
No. 2	November 24, 2014(CP)
No. 9	January 12, 2015(TSN)
No. 9	January 12, 2015(CP)
No. 7	Preseason, 2015(TSN)
No. 9	Preseason, 2015(CP)
No. 5	September 7, 2015(TSN)
No. 6	September 7, 2015(CP)
No. 1	September 14, 2015(TSN)
No. 4	September 14, 2015(CP)
No. 1	September 21, 2015(TSN)
No. 3	September 21, 2015(CP)
No. 1	September 28, 2015(TSN)
No. 3	September 28, 2015(CP)
No. 1	October 5, 2015(TSN)
No. 3	October 5, 2015(CP)
No. 1	October 12, 2015(TSN)
No. 3	October 12, 2015(CP)
No. 1	October 19, 2015(TSN)
No. 2	October 19, 2015(CP)
No. 1	October 26, 2015(TSN)
No. 2	October 26, 2015(CP)
No. 1	November 2, 2015(TSN)
No. 1	November 2, 2015(CP)
No. 1	November 9, 2015(TSN)
No. 1	November 9, 2015(CP)
No. 1	November 16, 2015(TSN)
No. 1	November 16, 2015(CP)
No. 1	November 23, 2015(TSN)
No. 1	November 23, 2015(CP)
No. 2	January 11, 2016(TSN)
No. 2	January 12, 2016(CP)
No. 3	Preseason, 2016(TSN)
No. 3	Preseason, 2016(CP)
No. 5	September 5, 2016(TSN)
No. 5	September 5, 2016(CP)
No. 4	September 12, 2016(TSN)
No. 6	September 12, 2016(CP)
No. 3	September 19, 2016(TSN)
No. 4	September 19, 2016(CP)
No. 3	September 26, 2016(TSN)
No. 4	September 26, 2016(CP)
No. 3	October 3, 2016(TSN)
No. 4	October 3, 2016(CP)
No. 3	October 10, 2016(TSN)
No. 4	October 10, 2016(CP)
No. 2	October 17, 2016(TSN)
No. 2	October 17, 2016(CP)
No. 2	October 24, 2016(TSN)
No. 2	October 24, 2016(CP)
No. 2	October 31, 2016(TSN)
No. 2	October 31, 2016(CP)
No. 2	November 7, 2016(TSN)
No. 2	November 7, 2016(CP)
No. 2	November 14, 2016(TSN)
No. 2	November 14, 2016(CP)
No. 2	November 21, 2016(TSN)
No. 2	November 21, 2016(CP)
No. 7	January 9, 2017(TSN)
No. 6	January 9, 2017(CP)
No. 6	Preseason, 2017(TSN)
No. 5	Preseason, 2017(CP)
No. 5	September 4, 2017(TSN)
No. 5	September 4, 2017(CP)
No. 5	September 11, 2017(TSN)
No. 6	September 11, 2017(CP)
No. 5	September 18, 2017(TSN)
No. 7	September 18, 2017(CP)
No. 5	September 25, 2017(TSN)
No. 5	September 25, 2017(CP)
No. 4	October 2, 2017(TSN)
No. 4	October 2, 2017(CP)
No. 3	October 9, 2017(TSN)
No. 3	October 9, 2017(CP)
No. 3	October 16, 2017(TSN)
No. 3	October 16, 2017(CP)
No. 3	October 23, 2017(TSN)
No. 3	October 23, 2017(CP)
No. 3	October 30, 2017(TSN)
No. 3	October 30, 2017(CP)

No. 2	November 6, 2017(TSN)
No. 2	November 6, 2017(CP)
No. 2	November 13, 2017(TSN)
No. 2	November 13, 2017(CP)
No. 2	November 19, 2017(TSN)
No. 2	November 20, 2017(CP)
No. 10	January 8, 2018(TSN)
No. 9	January 8, 2018(CP)
No. 6	Preseason, 2018(TSN)
No. 6	Preseason, 2018(CP)
No. 12	September 3, 2018(TSN)
No. 13	September 3, 2018(CP)
No. 11	September 10, 2018(TSN)
No. 12	September 10, 2018(CP)
No. 9	September 17, 2018(TSN)
No. 10	September 17, 2018(CP)
No. 8	September 24, 2018(TSN)
No. 8	September 24, 2018(CP)
No. 8	October 1, 2018(TSN)
No. 8	October 1, 2018(CP)
No. 7	October 8, 2018(TSN)
No. 8	October 8, 2018(CP)
No. 4	October 15, 2018(TSN)
No. 5	October 15, 2018(CP)
No. 12	October 22, 2018(TSN)
No. 12	October 22, 2018(CP)
No. 10	October 29, 2018(TSN)
No. 10	October 29, 2018(CP)

TSN - The Sports Network - CP - Coaches Poll
STATS - STATS, Inc. Poll replaced TSN in 2015



CURRENT FCS POLLS
FCS COACHES POLL
(Oct. 29, 2018)

Team (1st Place Votes)	Record	Points	Prev.
1 North Dakota State (26)	8-0	650	1
2 Kennesaw State	7-1	623	2
3 James Madison	6-2	597	3
4 Eastern Washington	6-2	566	4
5 Weber State	6-2	545	5
6 Elon	5-2	497	6
7 South Dakota State	5-2	481	8
8 Wofford	6-2	480	7
9 UC Davis	7-1	408	13
10 Jacksonville State	6-2	402	12
11 Colgate	7-0	401	11
12 McNeese	6-2	333	16
13 Illinois State	5-3	307	9
14 Princeton	7-0	304	17
15 Towson	6-2	277	10
16 Delaware	6-2	235	21
17 North Carolina A&T	6-2	230	18
18 Stony Brook	6-3	229	15
19 Central Arkansas	5-3	193	14
T-20 Dartmouth	7-0	167	20
T-20 Nicholls	5-3	167	22
22 Sam Houston State	5-3	115	22
23 East Tennessee State	7-2	101	25
24 Southeast Missouri State	6-2	32	NR
25 North Dakota	5-3	29	24

Others receiving votes: Maine, 28; Idaho St., 25; Chattanooga, 12; Northern Iowa, 8; Florida A&M, 6; Rhode Island, 1; San Diego, 1.

STATS FCS FOOTBALL POLL
(Oct. 29, 2018)

Team (1st Place Votes)	Record	Points	Prev.
1 North Dakota State (160)	8-0	4000	1
2 Kennesaw State	7-1	3777	2
3 James Madison	6-2	3665	3
4 Weber State	6-2	3416	4
5 Eastern Washington	6-2	3209	5
6 UC Davis	7-1	3158	6
7 South Dakota State	5-2	3084	7
8 Elon	5-2	2789	8
9 Wofford	6-2	2688	9
10 Jacksonville State	6-2	2337	12
11 McNeese	6-2	2209	14
12 Colgate	7-0	2046	16
13 Delaware	6-2	1790	21
14 Illinois State	5-3	1781	11
15 Towson	6-2	1774	10
16 Stony Brook	6-3	1479	15
17 North Carolina A&T	6-2	1414	18
18 Princeton	7-0	1345	19
19 Central Arkansas	5-3	1261	13
20 Nicholls	5-3	1003	20
21 Sam Houston State	5-3	661	23
22 East Tennessee State	7-2	567	25
23 Maine	5-3	548	24
24 Dartmouth	7-0	435	NR
25 Southeast Missouri State	6-2	316	NR

Others receiving votes: North Dakota (314), UNI (262), Florida A&M (169), Chattanooga (163), Idaho State (160), Rhode Island (87), Western Illinois (32), San Diego (20), Monmouth (20), Alcorn State (12), Montana State (4), Samford (3), Lamar (1), UIW (1)

Stopping the Run is Job No. 1 for Gamecocks

The Jacksonville State run defense has been exceptionally sturdy since the Gamecocks moved to Division I in 1995, but especially since joining the Ohio Valley Conference prior to the 2003 season. **JSU has held the opponents to 100-yards or less 83 times since moving to Division I in 1995.** As a matter of fact, Jax State has held at least one opponent to under 100 yards rushing every season as a Division I member except for 1997. The eight foes under 100 yards last season tied the 2016 team for the most in one year, while JSU has held at least seven foes under 100 yards rushing in each of the past three years. Of the Top 20 performances against the run in school history, 15 of them have come since **John Grass** became head coach in 2014.

The Gamecocks have held an OVC opponent to 100-yards or less 53 times. JSU held six Southland Football League opponents to 100-yards or less and 14 other times was against non-conference opponents. Here's a complete list of opponents held to 100-yards rushing or less since 1995:

Date	Opponent	Rush Att.	Rush Yds.	Rush Yards per Att.
9/22/18	Mississippi Valley State	24	-8	-0.3
11/4/17	*Murray State	28	-3	-0.11
11/5/16	*at Southeast Missouri	20	0	0.00
10/1/11	*at Murray State	26	11	0.42
9/30/95	Knoxville College	30	15	0.50
11/16/17	*Tennessee State	28	15	0.54
10/13/18	*Eastern Illinois	19	15	0.79
10/24/15	*at Austin Peay	27	17	0.60
10/6/18	*at Eastern Kentucky	28	20	0.71
9/27/08	*at Eastern Illinois	23	20	0.87
10/28/17	*Southeast Missouri	36	22	0.61
9/19/15	*Tennessee State	31	24	0.80
10/21/17	*at Eastern Illinois	23	28	1.22
9/23/17	#16 Liberty	27	31	1.15
10/27/18	at Murray State	19	31	1.63
10/20/07	*Tennessee Tech	27	35	1.30
8/25/18	vs. #14 North Carolina A&T	36	37	1.01
11/12/16	*at Murray State	38	40	1.05
9/17/16	Coastal Carolina	35	42	1.20
10/11/14	*at Tennessee State	33	43	1.30
9/30/06	*at Eastern Kentucky	24	43	1.79
9/24/16	at Liberty	36	44	1.22
12/7/13	at #6 McNeese State (NCAA 2nd Rd)	35	46	1.30
10/18/03	*at Tennessee State	32	47	1.47
11/11/17	*at UT Martin	30	48	1.60
9/24/05	*at Southeast Missouri	19	48	2.53
11/20/04	*Southeast Missouri	20	50	2.50
10/27/05	*Tennessee Tech	39	51	1.31
9/17/99	Union College	28	51	1.82
9/1/16	North Alabama	32	52	1.60
10/28/06	*at Tennessee Tech	28	52	1.86
10/23/04	*at Tennessee Tech	35	54	1.54
10/5/96	Middle Tennessee	45	55	1.22
10/29/16	*Eastern Illinois	33	56	1.70
10/4/08	*Southeast Missouri	32	56	1.75
10/14/17	*Eastern Kentucky	30	57	1.90
11/15/03	*Eastern Illinois	27	57	2.11
11/9/02	^ Northwestern State	26	60	2.31
9/27/03	*Eastern Kentucky	29	61	2.10
10/8/16	*Tennessee Tech	27	62	2.29
9/26/15	*at UT Martin	22	64	2.90
10/24/09	*Eastern Illinois	35	65	1.86
10/10/09	*at Murray State	29	65	2.24
10/23/10	*Austin Peay	35	67	1.91
11/13/04	*at Eastern Illinois	26	67	2.58
10/6/01	^at Samford	26	67	2.58
10/3/15	Mississippi Valley State	41	68	1.70
10/11/03	*UT Martin	28	69	2.46
9/9/95	West Georgia	21	71	3.38
9/20/08	at Chattanooga	22	72	3.27

Date	Opponent	Rush Att.	Rush Yds.	Rush Yards per Att.
11/12/05	*at Samford	22	73	3.32
9/6/14	at #13 Chattanooga	41	73	1.78
8/26/17	vs. #12 Chattanooga	25	76	3.01
11/11/95	Western Illinois	38	78	2.05
10/9/04	*at UT Martin	27	78	2.89
9/12/09	at Florida State	26	78	3.00
10/4/03	*at Murray State	27	79	2.93
11/8/03	*at Samford	21	79	3.76
10/17/98	^ Samford	34	81	2.38
10/22/16	*at Eastern Kentucky	30	81	2.70
10/1/05	*Eastern Kentucky	28	82	2.93
10/5/06	*Murray State	24	82	3.42
11/22/03	*at Southeast Missouri	32	83	2.59
9/18/04	at Chattanooga	36	84	2.33
9/4/04	Emporia State	32	86	2.69
11/19/11	*at Tennessee State	25	87	3.48
10/31/15	*#13 Eastern Kentucky	30	88	2.90
11/21/15	*Murray State	37	88	2.40
11/14/98	^at Southwest Texas	29	88	3.03
9/19/98	Middle Tennessee	42	89	2.12
10/9/10	*at UT Martin	28	89	3.18
11/18/06	*at Eastern Illinois	37	92	2.49
11/14/15	*Southeast Missouri	36	93	2.58
11/30/13	Samford (NCAA First Round)	35	93	2.70
11/8/08	*at Tennessee Tech	31	94	3.03
10/15/11	*at Austin Peay	30	94	3.13
10/6/12	*at Tennessee Tech	24	95	4.00
9/28/14	*at Murray State	27	98	3.60
9/26/09	at Nicholls State	37	98	2.65
10/5/02	^ Samford	26	98	3.77
9/16/06	*Southeast Missouri	34	98	2.88
10/1/98	^ Stephen F. Austin	28	99	3.54
11/8/14	*at #15 Eastern Kentucky	35	100	3.50

* - Ohio Valley Conference Game ^ - Southland Football League Game

2018 JACKSONVILLE STATE FOOTBALL GAME NOTES



JSU ROSTER

No.	Name	Pos.	Ht.	Wt.	Cl.	Hometown/Previous School	No.	Name	Pos.	Ht.	Wt.	Cl.	Hometown/Previous School
1	Marlon Bridges	SAF	6-0	200	R-JR	Lanett, Ala./Lanett HS	59	Brock Burkhalter	OL	6-4	285	R-JR	Fayette, Ala./Fayette County HS
1	Tramel Terry	RB	6-0	210	R-SR	Goose Creek, S.C./Georgia	60	Zack Cangelosi	OL	6-3	250	R-FR	Harvest, Ala./Sparkman HS
2	Shaq Davidson	WR	6-1	185	R-SR	Gaffney, S.C./South Carolina	63	Branqavious Bussey	OL	6-3	280	R-JR	Lanett, Ala./Lanett HS
2	Tre' Threat	DE	6-2	250	JR	Mobile, Ala./Auburn University	65	Michael Shaddix	OL	6-4	280	R-FR	Fort Payne, Ala./Fort Payne HS
3	Jerad Washington	WR	5-8	171	R-JR	Jacksonville, Fla./South Carolina	68	Marquise Lavender	OL	6-0	272	R-SO	Hueytown, Ala./Hueytown HS
3	Ja'Cobie Lofton	SAF	6-2	211	FR	McCalla, Ala./McAdory HS	73	Hunter Sosebee	OL	6-7	290	R-JR	Ringgold, Ga./Old Dominion
4	Justin Thomas-Thornton	DE	6-5	250	R-SR	Prichard, Ala./Auburn University	74	Darius Anderson	OL	6-3	305	R-JR	Jonesboro, Ga./East Carolina
4	Trae Barry	TE	6-7	235	SO	Summerdale, Ala./Spanish Fort HS	76	Gladstone Patterson	OL	6-3	275	R-FR	Fort Payne, Ala./Fort Payne HS
5	Cam McKinney	WR	6-3	190	FR	Birmingham, Ala./Carver HS	77	Deandre Butler	OL	6-3	311	FR	Opelika, Ala./Opelika HS
6	Zerrick Cooper	QB	6-4	225	R-SO	Jonesboro, Ga./Clemson	78	Tyler Scozzaro	OL	6-3	300	R-SR	Bessemer, Ala./Bessemer Acad.
6	George Steele	CB	5-10	180	FR	Trussville, Ala./Hewitt-Trussville HS	79	B.J. Autry	OL	6-5	340	R-SR	Eight Mile, Ala./Baylor
7	Yul Gowdy	CB	5-10	170	R-FR	Birmingham, Ala./Minor HS	82	Landon Rice	TE	6-5	250	R-SO	Rome, Ga./Miss. Gulf Coast CC
7	Chappelle Wade	QB	5-11	207	FR	Birmingham, Ala./Carver HS	83	Landon Smith	WR	5-8	170	R-JR	Morris, Ala./Mortimer Jordan HS
8	Denzil Ware	DE	6-2	245	SR	Opp, Ala./University of Kentucky	84	Jamari Hester	WR	6-7	210	R-JR	Miami, Fla./Miami Central HS
8	Clay Alexander	TE	6-4	225	R-FR	Montgomery, TX/Montgomery HS	85	Ty Minshew	DL	6-2	230	R-JR	San Diego, Calif./Glencoe HS
9	Daniel Byrd	WR	6-0	188	R-JR	Pensacola, Fla./Pensacola Catholic	86	Logan McVay	WR	5-11	180	R-FR	Demopolis, Ala./Demopolis HS
9	Darius Joiner	SAF	6-2	190	R-FR	Roanoke, Ala./Handley HS	89	Lajarret Ford	WR	5-10	160	R-SR	Alex City, Ala./Ben. Russell HS
10	Zion Webb	QB	6-0	200	R-FR	Phenix City, Ala./Central HS	91	Jason Pierce	P	6-3	215	FR	Powder Springs, Ga./Hillgrove HS
10	Jacquez Payton	CB	6-1	165	R-SO	Georgiana, Ala./Georgiana HS	92	Jonatan Ward	P	6-3	180	JR	Aventura, Fla./Hanover (Ind.) College
11	Charles Crawford	SAF	5-10	195	SO	Prichard, Ala./Vigor HS	93	Randy Robinson	DL	6-2	305	SR	Riverdale, Ga./Lovejoy HS
11	Josh Pearson	WR	6-4	205	R-JR	Decatur, Ala./Austin HS	94	Matthew Muncher	DE	6-2	230	FR	Oxford, Ala./Oxford HS
13	Ahmad Edwards	WR	6-1	173	FR	Alabaster, Ala./Thompson HS	95	Tyre McKinney	DL	6-1	275	JR	Sylacauga, Ala./B.B. Comer HS
13	Traco Williams	SAF	5-11	195	JR	Valley, Ala./Valley HS	99	Montrez Lang	DL	6-1	290	R-JR	Prichard, Ala./Vigor HS
14	Jeremiah Harris	SAF	5-10	180	R-FR	Shorterville, Ala./Abbeville HS							
14	Jake Wisener	QB	6-0	187	FR	Guntersville, Ala./Guntersville HS							
15	Craig Copeland, Jr.	CB	5-10	197	R-FR	Weaver, Ala./Weaver HS							
16	Cagan Campbell	CB	5-10	163	FR	Tuscaloosa, Ala./Hillcrest HS							
17	Dakota Chapman	FB	6-2	235	SO	McCalla, Ala./McAdory HS							
18	Malik Feaster	CB	6-0	160	FR	Toccoa, Ga./Stephens County HS							
19	Cade Stinnett	K/P	6-1	270	R-SR	Enterprise, Ala./Enterprise HS							
20	Uriah West	RB	6-0	225	FR	Douglasville, Ga./Douglas County HS							
21	Michael Matthews	RB	5-11	209	R-FR	Mobile, Ala./UMS-Wright HS							
22	Jaelen Greene	RB	5-9	202	SO	College Park, Ga./Cincinnati							
23	Dequan Charleston	CB	6-0	180	R-FR	Linden, Ala./Linden HS							
23	Chris Cotter	TE	6-0	215	FR	Lawrenceville, Ga./Brookwood HS							
24	Zack Woodard	LB	6-1	230	R-FR	Thomasville, Ala./Thomasville HS							
25	E.J. Moss	DE	6-3	260	R-SR	Ashville, Ala./Ashville HS							
25	Kelvin Wallace II	RB	6-1	210	FR	Bessemer, Ala./McAdory HS							
26	Li'cedric Varner	SLB	5-11	195	SO	Greensboro, Ala./Greensboro HS							
27	Leander Burrowes	RB	5-11	216	R-SR	Mobile, Ala./Troy University							
28	Stevonte Tullis	LB	6-0	200	R-FR	Dothan, Ala./Ashford HS							
29	Myles Brown	SAF	5-9	177	FR	Alabaster, Ala./Thompson HS							
30	Zsajuan Powe	LB	6-0	215	R-FR	Eight Mile, Ala./Blount HS							
30	Austin Kinsey	RB	6-0	230	FR	Grove Hill, Ala./Clarke County HS							
32	Christian Wafford	SLB	5-11	200	R-JR	Fayetteville, Ga./Whitewater HS							
34	Bryce Handy	LB	6-0	225	R-SO	Miami, Fla./Gulliver Prep							
35	Quan Stoudemire	LB	6-1	230	R-SR	Opp, Ala./Opp HS							
36	Bryant Wallace	K/P	6-1	189	R-FR	Florence, Ala./Rogers HS							
37	De'Marcus Flowers	RB	5-8	175	R-SR	Daleville, Ala./Daleville HS							
39	Phillip Russell	LB	5-9	205	R-FR	Dadeville, Ala./Dadeville HS							
40	DJ Coleman	DE	6-6	230	FR	Atlanta, Ga./South Atlanta HS							
42	Jalen Choice	LB	6-3	234	R-JR	Tuscaloosa, Ala./Hillcrest HS							
43	Malik Thompson	SAF	5-11	187	R-SO	Villa Rica, Ga./Lane (Tenn.) College							
46	Cole Corkren	LB	6-0	218	R-JR	Heflin, Ala./Clebune County HS							
47	Josh Brady	LS	6-3	238	JR	Chattanooga, Tenn./Silverdale Bapt.							
48	Joseph Roberts	DE	6-3	243	R-SR	Trussville, Ala./UAB							
49	Monty Young	DE	6-2	235	SR	Anniston, Ala./Saks HS							
50	Anthony Nesby	DL	6-2	310	FR	Atlanta, Ga./South Atlanta HS							
51	Aaron Zawacki	LB	6-2	225	R-FR	Huntsville, Ala./Buckhorn HS							
52	Emmanuel Fennell	DE	6-1	240	R-SR	Robertsdale, Ala./Robertsdale HS							
54	Nuka Yobo	OL	6-3	280	R-JR	Covington, Ga./Newton HS							
55	Nahum Horton	DL	6-3	280	R-SO	Centre, Ala./Cherokee County HS							
56	Connor Christian	DL	6-3	270	R-SR	Dallas, Ga./Savannah State							
56	Cameron Hill	OL	6-1	290	FR	Montgomery, Ala./Robert E. Lee HS							
58	Tyrese Slocum	OL	6-4	305	R-FR	Memphis, Tenn./Ridgeway HS							

Coaching Staff

Position	Name	In-Game Location
Head Coach	John Grass	Sidelines
Assistant Head Coach/OC/RBs	Jimmy Ogle	Press Box
Defensive Coordinator/Linebackers	Andrew Warwick	Sidelines
Associate Head Coach/Safeties	Kelvin Sigler	Press Box
Run Defense Coord./Defensive Line	William Green	Sidelines
Offensive Line	Kevin Revis	Sidelines
Defensive End	Landius Wilkerson	Sidelines
Pass Defense Coord./Cornerbacks	Owen Kilgore	Sidelines
Tight Ends/Recruiting Coordinator	J.R. Sandlin	Sidelines
Quarterbacks	Cody Wells	Press box
Wide Receivers	Cleo Lemon	Sidelines

JSU Pronunciation Guide

1-MAR-len Bridges	41-mar-KEESE Troutman
1-truh-MELL Terry	42-JAY-len Choice
7-YOOL GOW-dee	51-Aaron zuh-WACK-ee
7-shuh-PELL Wade	52-Emmanuel fuh-NELL
8-den-ZELL Ware	53-Ty MEN-shoo
10-ZYE-ohn Webb	54-NEW-kuh YO-bo
13-TRAY-coe Williams	55-NAY-humm Horton
13-uh-MODD Edwards	60 Zack can-juh-LOW-see
15-duh-RON Mitchell	63-bron-QUAY-vee-us Bussey
15-juh-MYE-us Presley	73-Hunter SEWS-bee
16-CAY-gun Campbell	75-yuh-MAJ-uh-stee Sanders
18-muh-LEEK Feaster	78-Tyler scuh-ZARR-oh
19-Cade STIN-net	84-ju-MARR-ee Hester
20-you-RYE-uh West	88-TIE-lunn GRAY-bul
23-duh-QUONN Charleston	95-ty-REE McKinney
26-luh-SAID-rick Varner	99-mon-TREZ Lang
27-lee-ANN-der Burrowes	Head Coach John GRAHSS
28-stuh-VONN-tay Tullis	
30-zyuh-WONN Powe	



Jacksonville State vs. UT Martin

Depth Chart • November 3, 2018

Jacksonville State Offense					
QB	6	Zerrick Cooper	6-4	225	R-So.
	10	Zion Webb	6-0	200	R-Fr.
LT	54	Nuka Yobo	6-3	280	R-Jr.
	65	Michael Shaddix	6-4	280	R-Fr.
LG	79	BJ Autry	6-5	340	R-Sr.
	72	Nate Archie	6-1	265	So.
C	78	Tyler Scozzaro	6-3	300	R-Sr.
	56	Cameron Hill	6-1	290	Fr.
RG	74	Darius Anderson	6-3	305	R-Jr.
	77	Deandre Butler	6-3	311	Fr.
RT	73	Hunter Sosebee	6-7	290	R-Jr.
	58	Tyrese Slocum	6-4	305	R-Fr.
TE	82	Landon Rice	6-5	250	R-So.
	4	Trae Barry	6-7	235	So.
RB	22	Jaelen Greene	5-9	202	So.
	1	Tramel Terry	6-0	210	R-Sr.
	21	Michael Matthews	5-11	209	R-Fr.
WR	3	Jerad Washington	5-8	171	R-Jr.
	9	Daniel Byrd	6-0	188	R-Jr.
	2	Shaq Davidson	6-1	185	R-Sr.
WR	11	Josh Pearson	6-4	205	R-Jr.
	84	Jamari Hester	6-7	210	R-Jr.
WR	84	Jamari Hester	6-7	210	R-Jr.
	83	Landon Smith	5-8	170	R-Jr.

Jacksonville State Defense					
BAN	8	Denzil Ware	6-2	245	Sr.
	48	Joseph Roberts	6-3	243	R-Sr.
-or-	4	Justin Thomas-Thornton	6-5	250	R-Sr.
NT	93	Randy Robinson	6-2	305	Sr.
	99	Montrez Lang	6-1	290	R-Jr.
DT	56	Connor Christian	6-3	270	R-Sr.
	95	Tyre McKinney	6-1	275	Jr.
SAM	32	Christian Wafford	5-11	200	R-Jr.
	26	Li'cedric Varner	5-11	195	So.
MLB	35	Quan Stoudemire	6-1	230	R-Sr.
	24	Zack Woodard	6-1	230	R-Fr.
WLB	42	Jalen Choice	6-3	234	R-Jr.
	30	Zsajuan Powe	6-0	215	R-Fr.
DE	49	Monty Young	6-2	235	Sr.
	25	E.J. Moss	6-3	260	R-Sr.
CB	7	Yul Gowdy	5-10	170	R-Fr.
	18	Malik Feaster	6-0	160	Fr.
FS	1	Marlon Bridges	6-0	200	R-Jr.
	9	Darius Joiner	6-2	190	R-Fr.
SS	13	Traco Williams	5-11	195	Jr.
	11	Charles Crawford	5-10	195	So.
CB	10	Jacquez Payton	6-1	165	R-So.
	23	Dequan Charleston	6-0	180	R-Fr.

Jacksonville State Special Teams

P	91	Jason Pierce	6-3	215	Fr.
PK	19	Cade Stinnett	6-1	270	R-Sr.
KO	19	Cade Stinnett	6-1	270	R-Sr.
KOR	9	Daniel Byrd	6-0	188	R-Jr.
	37	De'Marcus Flowers	5-8	175	R-Sr.
PR	9	Daniel Byrd	6-0	188	R-Jr.
LS	47	Josh Brady	6-3	238	Jr.
HOLD	83	Landon Smith	5-8	170	R-Jr.

JSU Pronunciation Guide

1-MAR-len Bridges	41-mar-KEESE Troutman
1-truh-MELL Terry	42-JAY-len Choice
7-YOOL GOW-dee	51-Aaron zuh-WACK-ee
7-shuh-PELL Wade	52-Emmanuel fuh-NELL
8-den-ZELL Ware	53-Ty MEN-shoo
10-ZYE-ohn Webb	54-NEW-kuh YO-bo
13-TRAY-coe Williams	55-NAY-humm Horton
13-uh-MODD Edwards	60 Zack can-juh-LOW-see
15-duh-RON Mitchell	63-bron-QUAY-vee-us Bussey
15-juh-MYE-us Presley	73-Hunter SEWS-bee
16-CAY-gun Campbell	75-yuh-MAJ-uh-stee Sanders
18-muh-LEEK Feaster	78-Tyler scuh-ZARR-oh
19-Cade STIN-net	84-ju-MARR-ee Hester
20-you-RYE-uh West	88-TIE-lunn GRAY-bul
23-duh-QUONN Charleston	95-ty-REE McKinney
26-luh-SAID-rick Varner	99-mon-TREZ Lang
27-lee-ANN-der Burrowes	Head Coach John GRAHSS
28-stuh-VONN-tay Tullis	
30-zyuh-WONN Powe	

2018 STARTING LINEUPS

OFFENSE	TE	WR	LT	LG	C	RG	RT	QB	RB	WR	WR/RB/TE
vs. N.C. A&T	Rice	Byrd	Yobo	Autry	Scozzaro	Slocum	Sosebee	Cooper	Matthews	Pearson	Washington
Miss. Valley State	Rice	Hester	Shaddix	Autry	Scozzaro	D. Anderson	Sosebee	Cooper	Matthews	Pearson	Greene
Tennessee Tech	Rice	Byrd	Shaddix	Autry	Scozzaro	D. Anderson	Sosebee	Cooper	T. Terry	Pearson	Barry
Austin Peay	Rice	Byrd	Shaddix	Autry	Scozzaro	D. Anderson	Sosebee	Cooper	T. Terry	Pearson	Hester
at Eastern Kentucky	Barry	Byrd	Shaddix	Autry	Scozzaro	D. Anderson	Sosebee	Cooper	T. Terry	Pearson	Hester
Eastern Illinois	Rice	Byrd	Shaddix	Autry	Scozzaro	D. Anderson	Sosebee	Cooper	T. Terry	Pearson	Hester
at SE Missouri	Rice	Byrd	Yobo	Autry	Scozzaro	D. Anderson	Sosebee	Cooper	T. Barry (TE)	Pearson	Hester
at Murray State	Rice	Byrd	Yobo	Autry	Scozzaro	D. Anderson	Sosebee	Cooper	Greene	Pearson	Hester
UT Martin	-	-	-	-	-	-	-	-	-	-	-
at Tennessee State	-	-	-	-	-	-	-	-	-	-	-
at Kennesaw State	-	-	-	-	-	-	-	-	-	-	-

DEFENSE	BANDIT	NT	DT	DE	SLB	MLB	WLB	CB	FS	SS	CB
vs. N.C. A&T	Ware	Robinson	McKinney	M. Young	Wafford	Stoudemire	Choice	Gowdy	Bridges	T. Williams	J. Payton
Miss. Valley State	Ware	Robinson	Christian	M. Young	Wafford	Stoudemire	Choice	Gowdy	Bridges	T. Williams	J. Payton
Tennessee Tech	Ware	Robinson	Christian	M. Young	Wafford	Stoudemire	Choice	Gowdy	Joiner	T. Williams	J. Payton
Austin Peay	Ware	Robinson	Christian	M. Young	Wafford	Stoudemire	Choice	Gowdy	Bridges	T. Williams	J. Payton
at Eastern Kentucky	Ware	Robinson	Christian	M. Young	Wafford	Stoudemire	Choice	Gowdy	Bridges	T. Williams	J. Payton
Eastern Illinois	Ware	Lang	Christian	M. Young	Joiner (DB)	Gowdy (DB)	Choice	Feaster	Bridges	T. Williams	J. Payton
at SE Missouri	Roberts	Robinson	Christian	M. Young	Wafford	Stoudemire	Choice	Gowdy	Bridges	T. Williams	J. Payton
at Murray State	Ware	Robinson	Christian	M. Young	Feaster (DB)	Stoudemire	Choice	Gowdy	Bridges	T. Williams	J. Payton
UT Martin	-	-	-	-	-	-	-	-	-	-	-
at Tennessee State	-	-	-	-	-	-	-	-	-	-	-
at Kennesaw State	-	-	-	-	-	-	-	-	-	-	-

SEASON/CAREER GAMES STARTED

OFFENSE	18	17	16	15	14	TOT	CONS
74-Darius Anderson, OL, R-Jr.	7	8	-	-	-	15	7
72-Nate Archie, OL, So.	-	3	-	-	-	3	-
79-BJ Autry, OL, R-Sr.	8	14	-	-	-	22	22
4-Trae Barry, TE, So.	3	3	-	-	-	6	-
9-Daniel Byrd, WR, R-Jr.	7	-	-	-	-	7	7
17-Dakota Chapman, FB, So.	-	12	-	-	-	12	-
6-Zerrick Cooper, QB, R-So.	8	-	-	-	-	8	8
2-Shaq Davidson, WR, R-Sr.	-	12	-	-	-	12	-
22-Jaelen Greene, RB, So.	2	-	-	-	-	2	1
84-Jamari Hester, WR, R-Jr.	6	10	5	-	-	21	5
21-Michael Matthews, RB, R-Fr.	2	-	-	-	-	2	-
11-Josh Pearson, WR, R-Jr.	8	-	-	-	-	8	8
82-Landon Rice, TE, R-So.	7	-	-	-	-	7	3
78-Tyler Scozzaro, OL, R-Sr.	8	12	-	-	-	20	20
65-Michael Shaddix, OL, R-Fr.	5	-	-	-	-	5	-
58-Tyrese Slocum, OL, R-Fr.	1	-	-	-	-	1	-
83-Landon Smith, WR, R-Jr.	-	2	-	-	-	2	-
73-Hunter Sosebee, OL, R-Jr.	8	1	-	-	-	9	8
1-Tramel Terry, RB, R-Sr.	4	1	-	-	-	5	-
3-Jerad Washington, WR, R-Jr.	1	-	-	-	-	1	-
54-Nuka Yobo, OL, R-Jr.	3	-	-	-	-	3	2

DEFENSE	18	17	16	15	14	TOT	CONS
1-Marlon Bridges, SAF, R-Jr.	7	12	12	-	-	31	5
56-Connor Christian, DL, R-Sr.	7	9	-	-	-	16	7
42-Jalen Choice, LB, R-Jr.	8	-	-	-	-	8	8
18-Malik Feaster, CB, Fr.	2	-	-	-	-	2	1
7-Yul Gowdy, CB, R-Fr.	8	-	-	-	-	8	8
9-Darius Joiner, SAF, R-Fr.	2	-	-	-	-	2	-
99-Montrez Lang, DL, R-Jr.	1	8	1	-	-	10	-
95-Tyre McKinney, DL, R-Jr.	1	-	-	-	-	1	-
25-E.J. Moss, LB, R-Sr.	-	1	1	1	-	3	-
10-Jacquez Payton, CB, So.	8	6	-	-	-	14	8
48-Joseph Roberts, DB, R-Sr.	1	-	4	1	-	6	-
93-Randy Robinson, DL, Sr.	7	4	12	7	-	30	2
35-Quan Stoudemire, LB, Sr.	7	12	8	2	-	29	1
32-Christian Wafford, SLB, Jr.	6	-	-	-	-	6	-
8-Denzil Ware, BAN, R-Sr.	7	-	-	-	-	7	1
13-Traco Williams, SAF, R-Jr.	8	10	1	-	-	19	9
49-Monty Young, DE, Sr.	8	3	-	-	-	11	8

JSU LONG PLAYS (20 YARDS OR MORE)

GAME	RUSH (22)	PASS (40)	RETURN (14)
vs. N.C. A&T (Aug. 25)	Jaelen Greene (21)	Cooper to Byrd (49-TD) Cooper to Pearson (40-TD) Cooper to Pearson (28) Cooper to Davidson (24) Cooper to Pearson (23)	Yul Gowdy (KR-34) Yul Gowdy (KR-25)
Miss. Valley State (Sept. 8)	Jaelen Greene (30) Zion Webb (25)	Cooper to Pearson (75-TD) Webb to Washington (40) Cooper to Pearson (38-TD) Webb to Davidson (28) Cooper to Rice (22)	Traco Williams (IR-45) Yul Gowdy (KR-21)
Tennessee Tech (Sept. 22)	Jaelen Greene (65-TD) Zion Webb (29) Uriah West (28) Leander Burrowes (21) Zion Webb (20-TD)	Cooper to Pearson (50-TD) Webb to Hester (40-TD) Cooper to Pearson (32-TD) Cooper to T. Terry (28) Cooper to Byrd (27)	Daniel Byrd (PR-27)
Austin Peay (Sept. 29)	Michael Matthews (24) Leander Burrowes (23-TD) Zerrick Cooper (21)	Cooper to Hester (34) Cooper to Hester (31-TD) Cooper to Hester (29-TD) Cooper to Hester (25) Cooper to Pearson (20-TD)	Daniel Byrd (PR-20) Yul Gowdy (KR-20)
at Eastern Kentucky (Oct. 6)	De'Marcus Flowers (60-TD) Zion Webb (48) Jaelen Greene (32) Zion Webb (20)	Webb to Ford (29-TD) Webb to Davidson (29-TD) Cooper to Pearson (27) Cooper to Greene (24) Webb to Edwards (20)	De'Marcus Flowers (KR-24)
Eastern Illinois (Oct. 13)	Zion Webb (38) Zerrick Cooper (26) Michael Matthews (23) Michael Matthews (22)	Cooper to Barry (44-TD) Cooper to Hester (36) Cooper to Rice (36) Cooper to Pearson (35-TD) Cooper to Pearson (31-TD) Webb to Pearson (23-TD)	De'Marcus Flowers (KR-39) De'Marcus Flowers (KR-37) Darius Joiner (INT-24) De'Marcus Flowers (KR-21)
at Southeast Missouri (Oct. 20)		Cooper to Hester (26) Cooper to Barry (24) Cooper to Barry (22) Cooper to Pearson (22)	De'Marcus Flowers (KR-25)
at Murray State (Oct. 27)	Uriah West (40) Zion Webb (39) Zerrick Cooper (24)	Cooper to Byrd (49) Webb to Matthews (27) Cooper to Pearson (25-TD) Cooper to Pearson (23) Cooper to Barry (22)	De'Marcus Flowers (KR-21)
UT Martin (Nov. 3)			

JAX STATE LONGEST PLAYS OF THE YEAR

Rush: 65, Jaelen Greene vs Tennessee Tech (Sept. 22)
 Rushing Touchdown: 65, Jaelen Greene vs Tennessee Tech (Sept. 22)
 Pass: 75, Josh Pearson from Zerrick Cooper vs Mississippi Valley State (Sept. 8)
 Passing Touchdown: 75, Josh Pearson from Zerrick Cooper vs MVSU (Sept. 8)
 Punt Return: 27, Danie Byrd vs Tennessee Tech (Sept. 22)

Kick Return: 39, De'Marcus Flowers vs Eastern Illinois (Oct. 13)
 Interception: 45, Traco Williams vs Mississippi Valley State (Sept. 8)
 Fumble Return: 5, Malik Thompson vs Mississippi Valley State (Sept. 8)
 Field Goal Return: None
 Punt: 61, Jason Pierce vs Mississippi Valley State (Sept. 8)
 Field Goal: 45, Cade Stinnett vs Tennessee Tech (Sept. 22)



OPPONENT LONG PLAYS (20 YARDS OR MORE)

GAME	RUSH (11)	PASS (18)	RETURN (9)
vs. N.C. A&T (Aug. 25)	Marquell Cartwright (21)	Raynard to Leslie (24-TD) Raynard to Hunt (21)	Malik Wilson (KR-98-TD)
Miss. Valley State (Sept. 8)		Fowler to Sims (20)	
Tennessee Tech (Sept. 22)	Josh Cunningham (31) Bailey Fisher (27) Seth Hunter (26) Andrew Goldsmith (22) D.J. Worthy (21)	Ward to Stafford (33-TD) Fisher to Ford (28) Ward to Coleman (21) Fisher to Edwards (20-TD)	
Austin Peay (Sept. 29)	Kentel Williams (32) Jeremiah Oatsvall (31)	Oatsvall to Nation (75-TD) Oatsvall to Williams (38) Oatsvall to Montgomery (29) Oatsvall to Wilson (27-TD) Oatsvall to Montgomery (23-TD)	Kentel Williams (KR-34) Jay Parker (KR-33) Kentel Williams (KR-30) Jay Parker (KR-20)
at Eastern Kentucky (Oct. 6)		Scott to Beerman (30) Scott to Paul (29)	D. McClesky (KR-57) D. McClesky (KR-27)
Eastern Illinois (Oct. 13)		Brantley to Gooch (39-TD) Woodberry to Sheehan (21)	Matt Reyna (KR-21)
at Southeast Missouri (Oct. 20)	Mark Robinson (52) Marquise Terry (39-TD) Marquise Terry (30)		B. Knighten (FG Block-85-TD) Zack Smith (KR-52) Zack Smith (PR-23) Zack Smith (KR-21)
at Murray State (Oct. 27)		Anderson to Honeycutt (33) Anderson to Sappington (25)	A. Koclanakis (INT-37-TD)
UT Martin (Nov. 3)			

OPPONENT LONGEST PLAYS OF THE YEAR

Rush: 52, Mark Robinson at Southeast Missouri (Oct. 20)
 Rushing Touchdown: 39, Marquise Terry at Southeast Missouri (Oct. 20)
 Pass: 75, Oatsvall to Nation vs Austin Peay (Sept. 29)
 Passing TD: 75, Oatsvall to Nation vs Austin Peay (Sept. 29)
 Punt Return: 23, Zack Smith at Southeast Missouri (Oct. 20)

Kick Return: 98, Malik Wilson vs NC A&T (Aug. 25)
 Interception Return: 37, A. Koclanakis at Murray State (Oct. 27)
 Fumble Return: None
 Punt: 65, Devin Stuart vs Austin Peay (Sept. 29)
 Field Goal: 53, Nick Madonia vs Tennessee Tech (Sept. 22)

THE LAST TIME A JSU TEAM...

Had 20 or more first downs...at Murray State on Oct. 27, 2018 (30)
Had 25 or more first downs...at Murray State on Oct. 27, 2018 (30)
Had 30 or more first downs...at Murray State on Oct. 27, 2018 (30)
Had 35 or more first downs...vs Austin Peay on Nov. 1, 2014 (36)
Had 500 yards rushing...vs. Charleston Southern on Dec. 11, 2015 (53-506/6 TD)
Had 400 yards rushing...vs. Charleston Southern on Dec. 11, 2015 (53-506/6 TD)
Had 300 yards rushing...at Eastern Kentucky on Oct. 6, 2018 (49-353/3 TD)
Had 70 or more rushing attempts...vs Jacksonville on Sept. 7, 2013 (70)
Had 65 or more rushing attempts...at Murray State on Sept. 27, 2014 (67-382)
Had 60 or more rushing attempts...vs. Sam Houston St on Dec. 19, 2015 (61-360/6 TD)
Had 50 or more rushing attempts...at Murray State on Oct. 27, 2018 (56-291/3 TD)
Had 7 or more rushing TD's...vs. Miss. Valley St. on Sept. 8, 2018 (8)
Had 6 or more rushing TD's...vs. Miss. Valley St. on Sept. 8, 2018 (8)
Had 5 or more rushing TD's...vs. Miss. Valley St. on Sept. 8, 2018 (8)
Had 4 or more rushing TD's...vs. Austin Peay on Sept. 29, 2018 (4)
Had 450 yards passing...at Eastern Kentucky on Nov. 4, 2010 (465)
Had 400 yards passing...at Eastern Kentucky on Nov. 4, 2010 (465)
Had 350 yards passing...vs Eastern Illinois on Oct. 13, 2018 (364)
Had 300 yards passing...at Southeast Missouri on Oct. 20, 2018 (323)
Had 50 pass attempts...at Eastern Kentucky on Nov. 4, 2010 (52)
Had 30 pass completions...at Eastern Kentucky on Nov. 4, 2010 (33)
Had 6 TD's passing...at UT Martin on Nov. 3, 2012 (6)
Had 5 TD's passing...at Eastern Kentucky on Oct. 6, 2018 (5)
Had 4 TD's passing...vs Eastern Illinois on Oct. 13, 2018 (4)
Had 3 TD's passing...at Murray State on Oct. 27, 2018 (3)
Scored 70 points...vs. Miss. Valley St. on Sept. 8, 2018 (71)
Scored 60 points...vs. Miss. Valley St. on Sept. 8, 2018 (71)
Scored 50 points...at Eastern Kentucky on Oct. 6, 2018 (56)
Scored 40 points...at Murray State on Oct. 27, 2018 (42)
Scored 24 points in a quarter...vs. Sam Houston St on Dec. 19, 2015 (24 in 2nd quarter) won game 62-10
Scored 30 points in a quarter...vs Tennessee Tech on Oct. 25, 2014 (35 in 2nd quarter) won game 49-3
Had 90 total plays...at Murray State on Sept. 27, 2014 (95)
Had 80 total plays...at Murray State on Oct. 27, 2018 (86)
Had 500 yards total offense...at Murray State on Oct. 27, 2018 (577)
Had 600 yards total offense...at Eastern Kentucky on Oct. 6, 2018 (637)
Had 350 yards total offense in a half...at Eastern Kentucky on Oct. 6, 2018 (45-350 in second half)
Had 300 yards total offense in a half...vs Eastern Illinois on Oct. 13, 2018 (44-332 in second half)
Had 300 yards total offense in each half...vs. Miss. Valley St. on Sept. 8, 2018 (40-324 in first half, 43-330 in second half)
Had 200 yards total offense in a quarter...at Eastern Kentucky on Oct. 6, 2018 (20-210 in fourth quarter - scored 21 points)
Did not commit a turnover...vs. Tennessee Tech on Sept. 22, 2018
Had 100 yard receiver...at Southeast Missouri on Oct. 20, 2018 (Jamari Hester, 8-107)
Had 200 yard receiver...at UT Martin on Nov. 3, 2012 (Alan Bonner, 10-235/5 TD)
Had two 100 yard receivers...vs. Eastern Kentucky on Oct. 31, 2015 (Josh Barge, 9-158/2 TD, Markis Merrill, 5-101)
Had nine or more receivers catch a pass...vs Eastern Illinois on Oct. 13, 2018 (10)
Had 10 or more receivers catch a pass...vs Eastern Illinois on Oct. 13, 2018 (10)
Had a 100 yard rusher...at Eastern Kentucky on Oct. 6, 2018 (Zion Webb, 8-100/1 TD)
Had two 100 yard rushers...vs Tennessee State on Nov. 16, 2017 (Bryant Horn, 13-148/1TD; Roc Thomas, 14-105/1 TD)
Had three 100 yard rushers...vs Jacksonville on Sept. 7, 2013 - Troymaine Pope (16-160); Miles Jones (20-138); Eli Jenkins (15-128); DaMarcus James (12-105)
Had four 100 yard rushers...vs Jacksonville on Sept. 7, 2013 - Troymaine Pope (16-160); Miles Jones (20-138); Eli Jenkins (15-128); DaMarcus James (12-105) ****NCAA RECORD**
Returned punt for a TD...at Liberty on Sept. 24, 2016 (Josh Barge, 75 yards)
Returned kickoff for a TD...at Austin Peay on Oct. 7, 2017 (De'Marcus Flowers, 87 yds)
Returned an INT for TD...vs. Eastern Kentucky on Oct. 14, 2017 (Marlon Bridges, 73 yds in 2nd QTR)
Returned Two INTs for TD...at Eastern Kentucky on Oct. 22, 2016 (Joel McCandless, 41 yds in 2nd QTR; Jaylen Hill, 60 yds in 2nd QTR; Reggie Hall, 88 yds in 4th QTR)
Returned Three INTs for TD...at Eastern Kentucky on Oct. 22, 2016 (Joel McCandless, 41 yds in 2nd QTR; Jaylen Hill, 60 yds in 2nd QTR; Reggie Hall, 88 yds in 4th QTR)
Returned fumble for TD...vs Samford on Nov. 30, 2013 (Robert Gray 1 yard, 4th quarter)
Returned a blocked punt for TD...vs Georgia State on Sept. 17, 2011 (Clarence Jackson, 34 yards)
Returned a blocked field goal for TD...vs. Tennessee State on Nov. 15, 2008 (Andrew Ridgeway, 72 yds.)

Returned an INT for TD in consecutive games...vs Eastern Kentucky on Oct. 31, 2015 (Dawson Wells, 48); at Eastern Illinois on Nov. 7, 2015 (Dawson Wells, 35)
Returned an INT for TD in THREE consecutive games...at Eastern Illinois, Nov. 18, 2006 (Kenny Brown, 83); at Alabama State on Sept. 1, 2007 (T.J. Heath, 18); vs Chattanooga on Sept. 8, 2007 (Drew Robinson, 45)
Returned an INT for TD in FOUR consecutive games...vs Samford on Nov. 11, 2006 (Craig Agee, 16); at Eastern Illinois, Nov. 18, 2006 (Kenny Brown, 83); at Alabama State on Sept. 1, 2007 (T.J. Heath, 18); vs Chattanooga on Sept. 8, 2007 (Drew Robinson, 45) ****NCAA RECORD**
Blocked a punt...at Eastern Illinois on Nov. 7, 2015 (Brandon Bender)
Blocked TWO punts...at Murray State on Sept. 29, 2007 (Taurean Rhetta-2)
Had a Fake Punt...vs Murray State on Sept. 28, 2013 (2nd Quarter)
Did not Punt in game...at Southeast Missouri on Nov. 22, 2014
Blocked a field goal...at Southeast Missouri on Oct. 20, 2018 (Connor Christian - 3rd Qtr)
Blocked two field goals...vs Southeast Missouri on Oct. 28, 2017 (Marlon Bridges and Randy Robinson - 2nd Quarter and 4th Quarter)
Blocked a PAT...at Murray State on Oct. 27, 2018 (Randy Robinson)
Missed a PAT...vs. Austin Peay on Sept. 29, 2018 (Cade Stinnett)
Had a PAT blocked...at Murray State on Nov. 12, 2016
Scored on a Fake FG...vs Tennessee State on Oct. 21, 2006 (Taurean Rhetta, 24 yard run)
Had a punt blocked...vs. Coastal Carolina on Sept. 17, 2016 (2nd Quarter)
Had a field goal blocked...at Southeast Missouri on Oct. 20, 2018
Was held scoreless...at #7 Florida Nov. 17, 2012 (23-0)
Was held scoreless at JSU Stadium...vs Troy State Nov. 18, 2000 (28-0)
Held an opponent scoreless...vs. Miss. Valley St. on Sept. 8, 2018 (71-0)
Held an opponent scoreless at JSU Stadium...vs. Miss. Valley St. on Sept. 8, 2018 (71-0)
Held an opponent to 10 first downs...at Eastern Kentucky on Oct. 6, 2018 (8)
Held an opponent to 300 yards total offense...at Murray State on Oct. 27, 2018 (54-260)
Held an opponent to 200 yards total offense...at Eastern Kentucky on Oct. 6, 2018 (60-147)
Held an opponent to 150 yards total offense...at Eastern Kentucky on Oct. 6, 2018 (60-147)
Held an opponent to 100 yards total offense...vs Tenn State on Nov. 16, 2017 (50-97)
Held an opponent to 100 yards rushing...at Murray State on Oct. 27, 2018 (19-31)
Held an opponent to 50 yards rushing...at Murray State on Oct. 27, 2018 (19-31)
Held an opponent to 0 yards rushing...vs. Miss. Valley St. on Sept. 8, 2018 (24-(-8))
Held an opponent to 100 yards passing...vs Tennessee State on Nov. 16, 2017 (8-22-2 for 82 yards and 1 TD)
Held an opponent to 50 yards passing...vs Austin Peay on Nov. 1, 2014 (8-21-1 for 31 yards and 0 TD)
Forced 6 Turnovers...at #25 Tennessee State on Oct. 11, 2014 (4 INT/2FR)
Recovered 5 fumbles...West Georgia on Sept. 7, 1996 (5)
Recovered 4 fumbles...at Nicholls State on Sept. 21, 2002 (4)
Recovered 3 fumbles...vs. Sam Houston State on Dec. 19, 2015 (3)
Intercepted 5 passes...at Eastern Kentucky on Oct. 22, 2016 (5)
Intercepted 4 passes...at Eastern Kentucky on Oct. 22, 2016 (5)
Held an opponent without a TD...vs. Miss. Valley St. on Sept. 8, 2018
Held an opponent without an offensive TD...vs. Miss. Valley St. on Sept. 8, 2018
Scored an offensive 2-point conversion...vs. Miss. Valley St. on Sept. 8, 2018 (Zerrick Cooper pass to Daniel Byrd in 1st quarter)
Scored a defensive 2-point conversion...vs Southwest Texas State on Nov. 14, 1998
Had 10 or more penalties...vs Eastern Illinois on Oct. 13, 2018 (14-123)
Had 100 Penalty yards...vs Eastern Illinois on Oct. 13, 2018 (14-123)
Had no penalties...vs Chattanooga on Sept. 8, 2007
Had 35 minutes time of possession...at Murray State on Oct. 27, 2018 (39:51)
Had 40 minutes time of possession...at Tennessee Tech on Oct. 6, 2012 (41:14)
Played an overtime game...vs. Chattanooga on Dec. 5, 2015 (W, 41-35)
Scored on first play from scrimmage...vs. Eastern Kentucky Sept. 27, 2003 (Marcus Mitchell one-yard run)
Scored on first play of the game...vs Samford on Nov. 11, 2006 Craig Agee, 17 yard Interception return on first play of game enroute to 55-10 win
Scored a defensive TD on opponents first two drives of the game...vs UT Martin on Oct. 3, 2009 (T.J. Heath 26-yard INT return with 13:30; T.J. Heath 55-yard INT return with 8:55 left in first quarter enroute to 52-7 win)
Scored a safety...vs Tennessee State on Nov. 16, 2017 (4th Qtr - Jonathan Hagler sack)
Both teams scored a safety...vs North Alabama on Sept. 14, 2013 (UNA-2nd quarter; JSU-4th Quarter)

THE LAST TIME A JSU PLAYER...

Rushed 30 times in a game.....DaMarcus James vs Southeast Missouri on Nov. 23, 2013 (35 carries for 206 yards and 3 TDs)
Rushed for 200 yards in a game.....Troymaine Pope vs Charleston Southern on Dec. 11, 2015 (16 carries for 250 yards and 3 TDs)
Rushed for 150 yards in a game.....Eli Jenkins vs Youngstown State on Dec. 3, 2016 (25 carries for 189 yards and 1 TD)
Had four 100 yard rushers...vs Jacksonville on Sept. 7, 2013 - Troymaine Pope (16-160); Miles Jones (20-138); Eli Jenkins (15-128); DaMarcus James (12-105) ****NCAA RECORD**
Had three 100 yard rushers...vs Southeast Missouri on Nov. 23, 2013 - DaMarcus James (35-206/3 TD); Eli Jenkins (13-124/1 TD); Troymaine Pope (6-102/2 TD)
Had two 100 yard rushers...vs Tennessee State on Nov. 16, 2017 (Bryant Horn, 13-148/1TD; Roc Thomas, 14-105/1 TD)
Rushed for 100 yards in eight straight games.....Clay Green, 2005
Rushed for 100 yards in seven straight games...Clay Green, 2005
Rushed for 100 yards in six straight games.....Clay Green, 2005
Rushed for 100 yards in five straight games.....Clay Green, 2005
Rushed for 100 yards in four straight games.....Washaun Ealey, 2011
Rushed for 100 yards in three straight games.....Josh Clemons, 2016 (110 vs Tenn Tech, 143 vs Austin Peay, 149 at Eastern Kentucky)
Rushed for 100 yards in consecutive games.....Roc Thomas, 2017 (102 at Tenn Tech, 135 at Austin Peay)
Rushed for 150 yards in consecutive games.....Troymaine Pope, 2015 (234 vs. UTC, 250 vs. Charleston Southern, 181 vs. Sam Houston State)
Rushed for 150 yards in three-straight games.....Troymaine Pope, 2015 (234 vs. UTC, 250 vs. Charleston Southern, 181 vs. Sam Houston State)
Rushed for 200 yards in consecutive games.....Troymaine Pope, 2015 (234 vs. UTC, 250 vs. Charleston Southern)
Rushed for five or more TDs in a game.....DaMarcus James at Austin Peay on Nov. 2, 2013 (5)
Rushed for four or more TDs in a game.....Eli Jenkins vs. UT Martin on Nov. 19, 2016 (4)
Rushed for three or more TDs in a game.....Uriah West vs. Miss. Valley St. on Sept. 8, 2018 (3)
Rushed for three or more TDs in consecutive games.....Troymaine Pope, 2015 (3 vs UTC, 3 vs Charleston Southern)
Rushed for three or more TDs in three-straight games.....DaMarcus James, 2013
Rushed for three or more TDs in a Quarter.....DaMarcus James at Austin Peay on Nov. 2, 2013 (5) (3 in 2nd Quarter)
Had 5 players rush for a TD in a game...vs. Miss. Valley St. on Sept. 8, 2018 (Uriah West-3, Michael Matthews-2, Jaelen Greene-1, Austin Kinsey-1, Zerrick Cooper-1)
Passed for 400 yards in a game.....Marques Ivory at Eastern Kentucky on Nov. 6, 2010 (444 yds)
Passed for 300 yards in a game.....Zerrick Cooper at Southeast Missouri on Oct. 20, 2018 (29-47-3, 2 TD, 323 yards)
Attempted 50 passes in a game.....Reggie Stancil vs. Stephen F. Austin Oct. 30, 1999 (53)
Attempted 40 passes in a game.....Eli Jenkins at Murray State on Nov. 12, 2016 (43)
Threw six TDs in a game.....Marques Ivory at UT Martin on Nov. 3, 2012 (6)
Threw five TDs in a game.....Marques Ivory at UT Martin on Nov. 3, 2012 (6)
Threw four TDs in a game.....Marques Ivory at UT Martin on Nov. 3, 2012 (6)
Threw four TDs in consecutive games.....Ryan Perrilloux vs UT Martin on Oct. 3, 2009 (4); vs Nicholls State on Sept. 26, 2009 (4)
Threw three TDs in a game.....Zerrick Cooper at Murray State on Oct. 27, 2018 (3)
Threw three TDs in FOUR consecutive games.....Ryan Perrilloux at Murray State on Oct. 10, 2009 (3); vs UT Martin on Oct. 3, 2009 (4); at Nicholls State on Sept. 26, 2009 (4); at Alabama A&M on Sept. 19 (3)
Threw three TDs in THREE consecutive games.....Ryan Perrilloux at Murray State on Oct. 10, 2009 (3); vs UT Martin on Oct. 3, 2009 (4); at Nicholls State on Sept. 26, 2009 (4)
Threw three TDs in consecutive games.....Ryan Perrilloux at Murray State (3) on Oct. 10, 2009; vs UT Martin on Oct. 3, 2009 (4);
Had 400 yards total offense in a game...Eli Jenkins vs Chattanooga on Dec. 5, 2015 (403)
Accounted for five or more TDs in a game.....Zerrick Cooper vs. Austin Peay on Sept. 29, 2018 (2 rushing/3 passing)

Accounted for five or more TDs in consecutive games.....Ryan Perrilloux at Alabama A&M (3 passing, 2 rushing) on Sept. 19, 2009; at Nicholls State (4 passing, 1 rushing) on Sept. 26, 2009
Accounted for four or more TDs in a game.....Zerrick Cooper at Murray State on Oct. 27, 2018 (1 rushing/3 passing)
Accounted for four or more TDs in consecutive games.....Ryan Perrilloux at Alabama A&M (3 passing, 2 rushing) on Sept. 19, 2009; at Nicholls State (4 passing, 1 rushing) on Sept. 26, 2009
Accounted for four or more TDs in THREE consecutive games.....Ryan Perrilloux at Alabama A&M (3 passing, 2 rushing) on Sept. 19, 2009; at Nicholls State (4 passing, 1 rushing) on Sept. 26, 2009; vs UT Martin (4 passing) on Oct. 3, 2009
Accounted for three or more TDs in a game.....Zerrick Cooper at Murray State on Oct. 27, 2018 (1 rushing/3 passing)
Rushed for and caught a TD in a game.....Washaun Ealey vs Austin Peay on Nov. 10, 2012 (1 rush/1 receiving)
Caught 10 or more passes in a game.....Josh Barge at Auburn on Sept. 12, 2015 (14-132/1 TD)
Caught 7 or more passes in a game.....Jamari Hester at Southeast Missouri on Oct. 20, 2018 (8-107/0 TD)
Had 200 or more yards receiving in a game.....Alan Bonner at UT Martin on Nov. 3, 2012 (10-235/5 TDs)
Had 150 or more yards receiving in a game.....Demontez Terry at Tennessee Tech on Sept. 30, 2017 (8-160/1 TD)
Had 100 or more yards receiving in a game.....Jamari Hester at Southeast Missouri on Oct. 20, 2018 (8-107/0 TD)
Had 100 or more yards receiving in consecutive games.....Josh Pearson vs. North Carolina A&T on Aug. 25, 2018 (8-147/1 TD), vs. Miss. Valley State on Sept. 8, 2018 (2-113/2 TD), vs. Tennessee Tech on Sept. 22, 2018 (5-102/2 TD)
Had 100 or more yards receiving in three-straight games.....Josh Pearson vs. North Carolina A&T on Aug. 25, 2018 (8-147/1 TD), vs. Miss. Valley State on Sept. 8, 2018 (2-113/2 TD), vs. Tennessee Tech on Sept. 22, 2018 (5-102/2 TD)
Caught five or more TD passes in a game.....Alan Bonner at UT Martin on Nov. 3, 2012 (10-235/5 TDs OVC & School Record)
Caught four or more TD passes in a game.....Alan Bonner at UT Martin on Nov. 3, 2012 (10-235/5 TDs OVC & School Record)
Caught three or more TD passes in a game.....Josh Pearson at Murray State on Oct. 27, 2018 (6-77/3 TD)
Had three interceptions in a game.....T.J. Heath vs UT Martin on Oct. 3, 2009 (3)
Had two interceptions in a game.....Jaylen Hill vs. UT Martin on Nov. 19, 2016 (2)
Returned an interception for a TD in a game.....vs Eastern Kentucky on Oct. 14, 2017 (Marlon Bridges, 73 yds in 2nd QTR)
Returned an interception for a TD in consecutive games.....Dawson Wells (48 yds vs ECU on Oct. 31, 2015 and 35 yds at EIU on Nov. 7, 2015)
Returned two interceptions for a TD in a game.....T.J. Heath vs UT Martin on Oct. 3, 2009 (2) (55 yards and 27 yards in 1st qtr.)
Returned a fumble for a TD in a game.....Robert Gray vs Samford on Nov. 30, 2013 (1 yard in 4th qtr)
Recovered two fumbles in a game.....Jonathan Crutcher vs. Eastern Kentucky on Sept. 27, 2003
Forced two fumbles in a game.....Darius Jackson vs. Eastern Kentucky on Oct. 14, 2016
Scored two defensive TDs in a game.....T.J. Heath vs UT Martin on Oct. 3, 2009 (2 interceptions)
Recovered TWO fumbles in a game.....Jawaan Booker at Florida State on Sept. 12, 2009
Blocked a punt.....Brandon Bender at Eastern Illinois on Nov. 7, 2015 (1st quarter)
Blocked two punts.....Taurean Rhetta at Murray St. on Sept. 29, 2007
Blocked a punt in two consecutive games.....Taurean Rhetta at UTM and at ECU in 2006
Blocked a FG.....Connor Christian (3rd quarter) at Southeast Missouri on Oct. 20, 2018
Blocked a PAT.....Randy Robinson at Murray State on Oct. 27, 2018 (1st qtr)
Had 15 or more tackles.....Brandon Bender vs Murray State on Sept. 28, 2013 (15 tackles/12 solo)
Had 20 or more tackles.....Alexander Henderson vs Murray State on Oct. 18, 2008 (21 tackles, 21 solo)
Had 20 or more tackles in back-to-back Games.....Alexander Henderson [2008 vs Murray State (21) & UTM (21)].

THE LAST TIME A JSU OPPONENT...

Scored 50 or more points.....at #2 Eastern Illinois on Nov. 16, 2013 (L, 52-14)
Scored 40 or more points.....vs Youngstown State on Dec. 3, 2016 (L, 40-24)
Had 450 or more yards rushing.....at Georgia Southern on Nov. 16, 2002 (493)
Had 400 or more yards rushing.....vs Southeast Missouri on Nov. 23, 2013 (58-410)
Had 350 or more yards rushing.....vs Southeast Missouri on Nov. 23, 2013 (58-410)
Had 300 or more yards rushing.....vs Southeast Missouri on Nov. 23, 2013 (58-410)
Had 250 or more rushing yards.....vs Charleston Southern on Dec. 11, 2015 (45-250)
Had 50 or more rushing attempts.....vs #16 Kennesaw State on Dec. 2, 2017 (54-213)
Had 400 yards passing.....at UT Martin on Sept. 26, 2015 (433)
Had 350 yards passing.....vs Eastern Illinois on Oct. 13, 2018 (350)
Had 300 yards passing.....vs Eastern Illinois on Oct. 13, 2018 (350)
Had 60 or more pass attempts.....vs Eastern Illinois on Oct. 13, 2018 (61)
Had 50 or more pass attempts.....vs Eastern Illinois on Oct. 13, 2018 (61)
Had 40 or more pass attempts.....vs Eastern Illinois on Oct. 13, 2018 (61)
Had 40 or more pass completions.....vs Austin Peay on Nov. 10, 2012 (40)
Had 30 or more pass completions.....vs Eastern Illinois on Oct. 13, 2018 (38)
Had 25 or more pass completions.....vs Eastern Illinois on Oct. 13, 2018 (38)
Had 6 passes intercepted.....at Samford Oct. 14 1995 (6)
Had 5 passes intercepted.....at Eastern Kentucky on Oct. 22, 2016 (5)
Had 4 passes intercepted.....vs. UT Martin on Nov. 19, 2016 (4)
Had 2 100-yard receivers.....at UT Martin on Nov. 3, 2012 (Quentin Sims 10-137; Jeremy Butler 9-101)
Had 600 yards total offense.....at UT Martin on Nov. 3, 2012 (611)
Had 500 yards total offense.....vs Youngstown State on Dec. 3, 2016 (59-520)
Had 400 yards total offense.....vs Youngstown State on Dec. 3, 2016 (59-520)
Had 90 or more plays of total offense.....vs Murray State on Oct. 2, 2010 (92)
Had 85 or more plays of total offense.....at Murray State on Nov. 12, 2016 (85-178)
Had 80 or more plays of total offense.....vs Eastern Illinois on Oct. 13, 2018 (80-365)
Returned a punt for a TD.....at LSU on Sept. 10, 2016 (Tre'Davious White, 60 yards-2nd Qtr.)
Returned a kickoff for a TD.....vs. vs. North Carolina A&T on Aug. 25, 2018 (Malik Wilson, 98 yards)
Returned the opening kickoff for a TD.....Ronald Moore, 99 yards (Pittsburg State on Dec 12 1992)
Scored on the first play of the game.....at Georgia State on Sept. 21, 2013 (Ronnie Bell 75-yard pass to Albert Wilson)
Returned an INT for a TD.....at Murray State on Oct. 27, 2018 (Anthony Koclanakis, 37 yards in 1st Qtr.)
Returned a fumble for a TD.....at UT Martin on Sept. 26, 2015 (Terri Triplett, 22 yards, 3rd quarter)
Held JSU to 300 yards total offense.....vs #16 Kennesaw State on Dec. 2, 2017 (51-187)
Held JSU to 200 yards total offense.....vs #16 Kennesaw State on Dec. 2, 2017 (51-187)
Held JSU to 100 yards rushing.....vs. North Carolina A&T on Aug. 25, 2018 (27-80)
Held JSU to 50 yards rushing.....at #8 Michigan State on Aug. 29, 2014 (22)
Held JSU to 100 yards passing.....vs #16 Kennesaw State on Dec. 2, 2017 (88)
Held JSU to 10 first downs.....vs. #2 North Dakota State on Dec. 9, 2016 (9)
Had 100 penalty yards.....vs Austin Peay on Sept. 29, 2018 (12-112)
Did not have a turnover.....at Georgia Tech on Sept. 9, 2017
Scored a safety.....at Liberty on Sept. 24, 2016 (team, 4th Qtr.)

THE LAST TIME AN OPPOSING PLAYER...

Rushed for 300 yards in a game.....vs.Southwest Texas Nov 15 1997 (Claude Mathis 308)
Rushed for 200 yards in a game.....at #2 Eastern Illinois on Nov. 16, 2013 (Shepard Little, 26-246/2 TD)
Rushed for 100 yards in a game.....at Southeast Missouri on Oct. 20, 2018 (Marquise Terry, 20-103/1 TD)
Passed for 300 yards in a game.....at UT Martin on Sept. 26, 2015 (Jarod Neal 34-49-1/4 TD, 433 yards)
Passed for 400 yards in a game.....at UT Martin on Sept. 26, 2015 (Jarod Neal 34-49-1/4 TD, 433 yards)
Had 100 yards receiving in a game.....vs Liberty on Sept. 23, 2017 (Antonio Gandy-Golden, 7-126/0 TD)
Had 150 yard receiving in a game.....vs Youngstown State on Dec. 3, 2016 (Darien Townsend, 3-158/1 TD)
Had 200 yard receiving in a game.....at Eastern Kentucky on Nov. 4, 2010 (Orlandus Harris, 4-205)
Had 10 receptions in a game.....vs Sam Houston State on Dec. 19, 2015 (Yedidiah Louis, 10-103/0 TD)
Threw 7 TDs in a game.....at UT Martin on Nov. 3, 2012 (Derek Carr, 7)
Threw 6 TDs in a game.....at UT Martin on Nov. 3, 2012 (Derek Carr, 7)
Threw 5 TDs in a game.....at UT Martin on Nov. 3, 2012 (Derek Carr, 7)
Threw 5 INTs in a game.....at Austin Peay on Oct. 15, 2011 (Jake Ryan, 5)
Had 2 100 yard rushers in a game.....at #2 Eastern Illinois on Nov. 16, 2013 (Shepard Little, 26-246/2 TD; Jimmy Lera 12-111/2 TD)
Had 2 100-yard receivers.....at UT Martin on Nov. 3, 2012 (Quentin Sims, 10-137/5; Jeremy Butler, 9-101/1)
Returned a fumble for a touchdown.....vs. Murray State on Nov. 21, 2015 (Connor Mitchell, 1 yard, 3rd quarter)
Returned a blocked punt for a TD.....at Georgia State on Sept. 21, 2013 (C.J. Scott, 3 yards - 4th Qtr)
Returned an interception for a touchdown.....at Murray State on Oct. 27, 2018 (Anthony Koclanakis, 37 yards in 1st Qtr.)
Returned a punt for a TD.....at LSU on Sept. 10, 2016 (Tre'Davious White, 60 yards-2nd Qtr.)
Returned a kickoff for a TD.....vs. North Carolina A&T on Aug. 25, 2018 (Malik Wilson, 98 yards - 3rd Qtr.)
Returned the opening kickoff for a TD.....Ronald Moore, 99 yards (Pittsburg State on Dec 12 1992)
Scored on the first play of the game.....at Georgia State on Sept. 21, 2013 (Ronnie Bell 75-yard pass to Albert Wilson)

2018 JACKSONVILLE STATE OFFENSIVE DRIVE CHART

Note: *-first drive of second half; #-JSU gained possession off a turnover

vs. North Carolina A&T							at Eastern Kentucky						
No.	Start	Plays	Yards	Time	End		No.	Start	Plays	Yards	Time	End	
1	J41	3	2	1:08	Punt		1	J40	9	60	3:58	TOUCHDOWN	
2	J29	3	3	1:26	Punt		2	J46	3	6	0:52	Punt	
3	J22	5	27	2:04	Interception		3	J22	4	78	1:39	TOUCHDOWN	
4	J20	6	-11	3:21	Punt		4	J05	8	49	3:18	Punt	
5	J37	10	57	4:00	FIELD GOAL		5	E01	1	1	0:03	TOUCHDOWN	
6	J40	3	-5	1:09	Punt		6	J24	5	17	3:04	Punt	
*7	J49	0	-1	0:00	Fumble		7	J34	10	66	1:54	TOUCHDOWN	
8	J08	6	13	1:49	Punt		*8	J28	7	41	2:40	Punt	
9	J25	3	75	0:58	TOUCHDOWN#		9	J20	11	80	4:57	TOUCHDOWN	
10	J35	3	65	1:08	TOUCHDOWN		10	J41	3	2	1:25	Punt	
11	J35	5	31	2:35	Missed FG		11	J33	3	11	0:48	Interception	
12	J13	3	1	0:56	Punt		12	J07	7	93	3:17	TOUCHDOWN#	
13	J10	6	26	1:59	Punt		13	J23	6	15	2:51	Punt	
14	N45	6	21	2:52	Blocked FG		14	E29	2	29	0:33	TOUCHDOWN	
15	J24	2	23	0:14	Fumble		15	J27	4	73	2:24	TOUCHDOWN	
16	J20	8	57	1:24	Fumble		16	J37	2	1	1:23	End of Half	

vs. Mississippi Valley State							vs. Eastern Illinois						
No.	Start	Plays	Yards	Time	End		No.	Start	Plays	Yards	Time	End	
1	J35	7	65	2:21	TOUCHDOWN		1	J28	5	72	1:52	TOUCHDOWN	
2	J38	3	5	0:48	Punt		2	J31	5	69	1:45	TOUCHDOWN	
3	J14	8	86	2:39	TOUCHDOWN		3	J20	10	43	3:45	Interception	
4	M43	6	43	2:07	TOUCHDOWN#		4	J38	3	6	1:18	Punt	
5	J42	3	-3	0:48	Punt		5	J39	3	5	0:46	Interception	
6	J25	1	75	0:12	TOUCHDOWN		6	J25	5	75	2:07	TOUCHDOWN	
7	M48	12	48	4:14	TOUCHDOWN		7	J44	3	0	0:29	Punt	
*8	J26	5	74	1:59	TOUCHDOWN		*8	J22	3	7	1:10	Punt	
9	J36	5	21	1:40	Punt		9	J19	7	81	3:07	TOUCHDOWN	
10	J16	7	84	3:23	TOUCHDOWN		10	J47	4	53	1:36	Interception#	
11	M09	1	9	0:06	TOUCHDOWN#		11	J17	10	28	4:13	Punt	
12	J32	8	68	2:51	TOUCHDOWN		12	J27	3	-26	1:07	Punt	
13	J29	5	18	2:26	Punt		13	J26	7	74	3:39	TOUCHDOWN	
14	M46	7	46	3:15	TOUCHDOWN		14	E47	7	47	2:50	TOUCHDOWN	
15	M48	5	25	2:15	End of Half		15	J28	3	45	1:36	End of Half	

vs. Tennessee Tech							at Southeast Missouri						
No.	Start	Plays	Yards	Time	End		No.	Start	Plays	Yards	Time	End	
1	J25	6	18	2:10	Punt		1	J45	5	25	2:21	Interception	
2	J49	7	38	2:30	FIELD GOAL		2	J24	5	18	2:09	Punt	
3	T40	3	40	0:19	TOUCHDOWN		3	J20	6	80	2:32	TOUCHDOWN	
4	J29	6	27	2:23	Punt		4	J04	13	88	6:32	Missed FG	
5	J35	5	14	2:37	Punt		5	J25	1	0	0:10	Interception	
6	J35	1	65	0:11	TOUCHDOWN		6	J01	2	-1	0:55	Safety	
7	J35	5	65	0:52	TOUCHDOWN		7	J20	4	19	0:49	Punt	
*8	J25	9	75	5:02	TOUCHDOWN		*8	J23	1	-9	0:08	Fumble	
9	J25	6	14	2:05	Punt		9	J25	3	4	1:32	Punt	
10	J32	7	21	3:17	Punt		10	J30	9	30	4:40	Interception	
11	T15	4	-13	1:58	FIELD GOAL#		11	J27	7	40	2:07	Downs	
12	T41	2	41	0:29	TOUCHDOWN		12	J22	11	78	3:03	TOUCHDOWN	
13	J41	6	59	2:44	TOUCHDOWN		13	J02	9	43	2:44	Downs	
14	J25	9	55	5:01	End of Half		14	J16	1	-5	0:13	Fumble	

vs. Austin Peay							at Murray State						
No.	Start	Plays	Yards	Time	End		No.	Start	Plays	Yards	Time	End	
1	J25	3	9	1:38	Punt		1	J13	7	87	2:49	TOUCHDOWN	
2	J22	3	0	0:37	Punt		2	J06	6	26	2:57	Interception	
3	J25	6	22	3:02	Punt		3	J35	8	65	3:43	TOUCHDOWN	
4	J34	7	66	1:59	TOUCHDOWN		4	J33	13	46	5:50	Missed FG	
5	J40	1	15	0:22	Fumble#		5	J20	9	80	3:19	TOUCHDOWN	
6	J20	4	29	0:53	Punt		6	J25	1	-4	0:14	End of Half	
7	J45	11	55	4:51	TOUCHDOWN		*7	J43	1	5	0:08	Fumble	
8	J20	3	1	1:53	Punt		8	J25	10	75	4:23	TOUCHDOWN	
9	J35	4	29	0:25	End of Half		9	J42	4	24	3:34	Punt	
*10	A38	5	38	1:51	TOUCHDOWN		10	J42	13	58	5:02	TOUCHDOWN	
11	J22	3	9	2:08	Punt		11	J35	8	65	4:04	TOUCHDOWN	
12	J47	4	53	1:37	TOUCHDOWN		12	M26	4	8	1:38	Downs#	
13	J19	2	2	0:44	Interception		13	J47	3	47	2:04	End of Half	
14	J31	8	69	4:06	TOUCHDOWN								
15	J20	12	80	7:01	TOUCHDOWN								
16	A33	3	33	1:32	TOUCHDOWN#								
17	A43	2	10	0:57	End of Half								



TRAE **#4**
BARRY **TE**
6-7 • 235 • SO.
SUMMERDALE, ALA.
SPANISH FORT HS

- 2017 FRESHMAN ALL-AMERICAN
- 2017 OVC SECOND TEAM

2018: Opened the season with a career-high five catches for 42 yards against North Carolina A&T... did not play against Mississippi Valley State...returned to action in the OVC opener against Tennessee Tech...caught two passes for 29 yards in the Austin Peay Contest...played at Eastern Kentucky... caught his first touchdown of the season on JSU's first drive of the Eastern Illinois game...a 44-yard grab from Zerrick Cooper...caught a career high six passes for a career high 90 yards at Southeast Missouri...collected three catches for 48 yards at Murray State.

BARRY'S CAREER STATS

REC	G	REC	YDS	TD	LG	REC/G	AVG/C	AVG/G
2017	11	10	243	3	80	0.9	24.3	22.1
2018	7	17	253	1	44	2.4	14.9	36.1
TOTALS	18	27	496	4	80	1.5	18.4	27.6

BARRY'S CAREER HIGH GAME STATS

	NO.	OPPONENT	DATE
Receptions	6	at Southeast Missouri	10/20/18
Receiving Yards	90	at Southeast Missouri	10/20/18
Receiving TDs	1	4x; last vs. Eastern Illinois	10/13/18
Long Play	80	vs. Liberty	9/23/17

BARRY'S 2018 GAME-BY-GAME

DATE	OPPONENT	REC	YDS	LNG	AVG	TD
8/25/18	vs. North Carolina A&T	5	42	11	8.4	0
9/8/18	Mississippi Valley State	-	DNP -			
9/22/18	Tennessee Tech	0	0	0	0.0	0
9/29/18	Austin Peay	2	29	17	14.5	0
10/6/18	at Eastern Kentucky	0	0	0	0.0	0
10/13/18	Eastern Illinois	1	44	44	44.0	1
10/20/18	at Southeast Missouri	6	90	24	15.0	0
10/27/18	at Murray State	3	48	22	16.0	0
11/3/18	UT Martin	-	-	-	-	-
11/10/18	at Tennessee State	-	-	-	-	-
11/17/18	at Kennesaw State	-	-	-	-	-

BARRY'S 2017 GAME-BY-GAME

DATE	OPPONENT	REC	YDS	LNG	AVG	TD
8/26/17	vs. Chattanooga	1	4	4	4.0	0
9/9/17	@Georgia Tech	0	0	0	0.0	0
9/23/17	Liberty	1	80	80	80.0	1
9/30/17	@Tennessee Tech	0	0	0	0.0	0
10/7/17	@Austin Peay	2	26	20	13.0	1
10/14/17	Eastern Kentucky	-	DNP -			
10/21/17	@Eastern Illinois	2	31	19	15.5	0
10/28/17	Southeast Missouri	1	65	65	65.0	1
11/4/17	Murray State	0	0	0	0.0	0
11/11/17	@UT Martin	2	34	22	17.0	0
11/16/17	Tennessee State	0	0	00	0.0	0
12/2/17	Kennesaw State	1	3	3	3.0	0



MARLON **#1**
BRIDGES **SAF**
6-0 • 200 • R-JR.
LANETT, ALA.
LANETT HS

- 2018 PRESEASON OVC DEFENSIVE PLAYER OF THE YEAR
- 2018 PRESEASON ALL-AMERICAN
- 2018 PRESEASON ALL-OVC
- 2017 OVC FIRST TEAM
- 2016 OVC FRESHMAN OF THE YEAR
- 2016 OVC FIRST TEAM
- 2016 OVC ALL-NEWCOMER TEAM

2018: Opened the season against North Carolina A&T with five tackles...finished with four tackles in the home opener versus Mississippi Valley State...did not play in the OVC opener against Tennessee Tech...returned to action in a big way with seven tackles and an interception versus Austin Peay... made two stops at Eastern Kentucky...posted six tackles against Eastern Illinois...recorded five tackles at Southeast Missouri...shared the team lead in tackles at Murray State with five stops.

BRIDGES' CAREER STATS

TACKLES	G	UA	A	TOTAL	TFL	YDS	PD	FF	FR
2016	12	49	38	87	4.0	16	6	5	0
2017	12	38	43	81	6.0	18	5	0	0
2018	7	20	14	34	0.0	0	0	0	0
TOTAL	31	107	95	202	10.0	38	11	5	0

BRIDGES' CAREER HIGH GAME STATS

	NO.	OPPONENT	DATE
Tackles	11	at LSU	9/10/16
Tackles for loss	2.0	2x; last vs. Murray State	11/4/17
Sacks	1	at Murray State	11/12/16
FF	1	5x; last vs. Eastern Illinois	10/29/16
PB	2	2x; last at Murray State	11/12/16
INT	1	7x; last vs. Austin Peay	9/29/18

BRIDGES' 2018 GAME-BY-GAME

DATE	OPPONENT	UT	AT	TT	TFL-YDS	SCKS-YDS	INT-YDS	BRK
8/25/18	vs. N.C. A&T	2	3	5	0-0	0-0	0-0	0
9/8/18	Miss. Valley State	3	1	4	0-0	0-0	0-0	0
9/22/18	Tennessee Tech	-	DNP -					
9/29/18	Austin Peay	6	1	7	0-0	0-0	1-0	0
10/6/18	at Eastern Kentucky	2	0	2	0-0	0-0	0-0	0
10/13/18	Eastern Illinois	3	3	6	0-0	0-0	0-0	0
10/20/18	at Southeast Missouri	1	4	5	0-0	0-0	0-0	0
10/27/18	at Murray State	2	3	5	0-0	0-0	0-0	0
11/3/18	UT Martin	-	-	-	-	-	-	-
11/10/18	at Tennessee State	-	-	-	-	-	-	-
11/17/18	at Kennesaw State	-	-	-	-	-	-	-

BRIDGES' 2017 GAME-BY-GAME

DATE	OPPONENT	UT	AT	TT	TFL-YDS	SCKS-YDS	INT-YDS	BRK
8/26/17	vs. Chattanooga	5	1	6	0-0	0-0	0-0	0
9/9/17	@Georgia Tech	6	1	7	0-0	0-0	0-0	0
9/23/17	Liberty	5	0	5	0-0	0-0	1-34	1
9/30/17	@Tennessee Tech	0	4	4	0-0	0-0	0-0	1
10/7/17	@Austin Peay	2	6	8	1.0-1	0-0	0-0	1
10/14/17	Eastern Kentucky	3	6	9	1.0-3	0-0	1-73	1
10/21/17	@Eastern Illinois	8	1	9	2.0-3	0-0	0-0	0
10/28/17	Southeast Missouri	3	6	9	0-0	0-0	0-0	0
11/4/17	Murray State	4	0	4	2.0-11	0-0	0-0	1
11/11/17	@UT Martin	3	5	8	0-0	0-0	0-0	0
11/16/17	Tennessee State	0	1	1	0-0	0-0	1-30	0
12/2/17	Kennesaw State	4	2	6	0-0	0-0	0-0	0

BRIDGES' 2016 GAME-BY-GAME

DATE	OPPONENT	UT	AT	TT	TFL-YDS	SCKS-YDS	INT-YDS	BRK
9/1/16	North Alabama	5	2	7	0.5-2	0-0	0-0	0
9/10/16	@LSU	3	8	11	0.0-0	0-0	0-0	0
9/17/16	Coastal Carolina	5	1	5	1.0-3	0-0	0-0	2
9/24/16	@Liberty	3	3	6	0.0-0	0-0	1-8	1
10/8/16	Tennessee Tech	2	2	4	0.0-0	0-0	1-0	0
10/15/16	Austin Peay	2	3	5	0.0-0	0-0	0-0	0
10/22/16	@Eastern Kentucky	4	4	8	0.0-0	0-0	1-1	0
10/29/16	Eastern Illinois	6	3	9	1.0-1	0-0	0-0	0
11/5/16	@Southeast Missouri	2	3	5	0.0-0	0-0	0-0	0
11/12/16	@Murray State	4	4	8	1.0-9	1.0-9	0-0	2
11/19/16	UT Martin	6	4	10	0.5-1	0-0	1-0	1
12/3/17	Youngstown State	7	1	8	0.0-0	0-0	0-0	0



LEANDER **#27**
BURROWES **RB**
5-11 • 216 • R-SR.
MOBILE, ALA.
TROY/SARALAND HS

2018: Did not see action in the season opener against North Carolina A&T and versus Mississippi Valley State...made his JSU debut in the OVC opener against Tennessee Tech with five carries for 42 yards, including a long rush of 21 yards...capped off JSU's scoring versus Austin Peay with a 23-yard run, his first TD as a Gamecock...finished with 33 yards vs. APSU...posted his second TD of the season with a direct snap one-yard rush at Eastern Kentucky...finished with 22 yards on seven carries...recorded 25 yards on eight carries along with a pair of catches against Eastern Illinois...turned in 23 yards rushing on five carries at Southeast Missouri...posted 14 yards on four carries at Murray State.

BURROWES' CAREER STATS						
RUSHING	G	ATT	YDS	TD	LG	AVG/C
2018	6	32	159	2	22	5.0
TOTAL	6	32	159	2	22	5.0

BURROWES' CAREER HIGH GAME STATS			
NO.	OPPONENT	DATE	
7	at Eastern Kentucky	10/6/18	
42	vs. Tennessee Tech	9/22/18	
1	2x; last vs. Eastern Kentucky	10/6/18	
2	vs. Eastern Illinois	10/13/18	
19	vs. Eastern Illinois	10/13/18	

BURROWES' 2018 GAME-BY-GAME						
DATE	OPPONENT	RUSH	YDS	AVG	TD	TD RUNS
8/25/18	vs. North Carolina A&T	- DNP -				
9/8/18	Mississippi Valley State	- DNP -				
9/22/18	Tennessee Tech	5	42	8.4	0	-
9/29/18	Austin Peay	3	33	11.0	1	23
10/6/18	at Eastern Kentucky	7	22	3.1	1	1
10/13/18	Eastern Illinois	8	25	3.1	0	-
10/20/18	at Southeast Missouri	5	23	4.6	0	-
10/27/18	at Murray State	4	14	3.9	0	-
11/3/18	UT Martin	-	-	-	-	-
11/10/18	at Tennessee State	-	-	-	-	-
11/17/18	at Kennesaw State	-	-	-	-	-



DANIEL **#9**
BYRD **WR**
6-0 • 188 • R-JR.
PENSACOLA, FLA.
PENSACOLA CATHOLIC HS

2018: Recorded a 49-yard touchdown reception in the third quarter of the season opener against North Carolina A&T, which was the first scoring catch of his career...entered the game with one career catch, an 11-yard reception vs. Murray State in 2017...finished the game with four catches for 60 yards and one touchdown...was one of 11 different wide outs to catch a pass in the home opener versus Mississippi Valley State...had one catch for 11 yards...matched his career high in receptions with four in the OVC opener versus Tennessee Tech...finished with 41 yards in the Tech contest...finished with 49 all purpose yards with a pair of catches for 19 yards and 30 yards in punt returns vs. Austin Peay...had four catches for 34 yards at Eastern Kentucky...posted two catches against Eastern Illinois...collected four catches for 37 yards at Southeast Missouri...opened the Murray State game with a 49 yard catch.

BYRD'S CAREER STATS							
REC	G	REC	YDS	TD	LG	REC/G	AVG/C
2017	12	1	11	0	11	0.1	11.0
2018	8	22	268	1	49	2.8	12.2
TOTALS	20	23	279	1	49	1.2	9.0

TACKLES	G	UA	A	TOTAL	TFL	YDS	PD	FF	FR
2016	12	9	8	17	0.0	0	0	0	0
TOTAL	12	9	8	17	0.0	0	0	0	0

BYRD'S CAREER HIGH GAME STATS			
NO.	OPPONENT	DATE	
4	4x; last at Southeast Missouri	10/20/18	
60	vs. North Carolina A&T	8/25/18	
111	vs. North Carolina A&T	8/25/18	
49	2x; last at Murray State	10/27/18	

BYRD'S 2018 GAME-BY-GAME

DATE	OPPONENT	REC	YDS	LNG	AVG	TD
8/25/18	vs. North Carolina A&T	4	60	49	15.0	1
9/8/18	Mississippi Valley State	1	11	11	11.0	0
9/22/18	Tennessee Tech	4	42	27	10.5	0
9/29/18	Austin Peay	2	19	13	9.5	0
10/6/18	at Eastern Kentucky	3	34	10	11.3	0
10/13/18	Eastern Illinois	2	17	10	8.5	0
10/20/18	at Southeast Missouri	4	37	13	9.3	0
10/27/18	at Murray State	1	49	49	49.0	-
11/3/18	UT Martin	-	-	-	-	-
11/10/18	at Tennessee State	-	-	-	-	-
11/17/18	at Kennesaw State	-	-	-	-	-

BYRD'S 2017 GAME-BY-GAME

DATE	OPPONENT	REC	YDS	LNG	AVG	TD
8/26/17	vs. Chattanooga	0	0	0	0.0	0
9/9/17	@Georgia Tech	0	0	0	0.0	0
9/23/17	Liberty	0	0	0	0.0	0
9/30/17	@Tennessee Tech	0	0	0	0.0	0
10/7/17	@Austin Peay	0	0	0	0.0	0
10/14/17	Eastern Kentucky	0	0	0	0.0	0
10/21/17	@Eastern Illinois	0	0	0	0.0	0
10/28/17	Southeast Missouri	0	0	0	0.0	0
11/4/17	Murray State	1	11	11	11.0	0
11/11/16	@UT Martin	0	0	0	0.0	0
11/16/17	Tennessee State	0	0	0	0.0	0
12/2/17	Kennesaw State	0	0	0	0.0	0

BYRD'S 2016 GAME-BY-GAME

DATE	OPPONENT	UT	AT	TT	TFL-YDS	SCKS-YDS	INT-YDS	BRK
9/1/16	North Alabama	2	2	4	0.0-0	0-0	0-0	0
9/10/16	@LSU	0	1	1	0.0-0	0-0	0-0	0
9/17/16	Coastal Carolina	0	1	1	0.0-0	0-0	0-0	0
9/24/16	@Liberty	2	0	2	0.0-0	0-0	0-0	0
10/8/16	Tennessee Tech	1	1	2	0.0-0	0-0	0-0	0
10/15/16	Austin Peay	0	0	0	0.0-0	0-0	0-0	0
10/22/16	@Eastern Kentucky	0	1	1	0.0-0	0-0	0-0	0
10/29/16	Eastern Illinois	1	1	2	0.0-0	0-0	0-0	0
11/5/16	@Southeast Missouri	0	1	1	0.0-0	0-0	0-0	0
11/12/16	@Murray State	- DNP -						
11/19/16	UT Martin	0	0	0	0.0-0	0-0	0-0	0
12/3/16	Youngstown State	3	0	3	0.0-0	0-0	0-0	0



DEQUAN **#20**
CHARLESTON **CB**
6-0 • 180 • R-FR.
LINDEN, ALA.
LINDEN HS

2018: Did not see action in the season opener against North Carolina A&T...saw his first action as a Gamecock versus Mississippi Valley State...did not play vs. Tennessee Tech, Austin Peay and at Eastern Kentucky...missed the Eastern Illinois, Southeast Missouri and Murray State games.

CHARLESTON'S CAREER STATS

TACKLES	G	UA	A	TOTAL	TFL	YDS	PD	FF	FR
2018	1	0	0	0	0	0	0	0	0
TOTAL	1	0	0	0	0	0	0	0	0

CHARLESTON'S CAREER HIGH GAME STATS

NO.	OPPONENT	DATE
Tackles	-	-
Tackles for loss	-	-
Sacks	-	-
FF	-	-
PB	-	-
INT	-	-

CHARLESTON'S 2018 GAME-BY-GAME

DATE	OPPONENT	UT	AT	TT	TFL-YDS	SCKS-YDS	INT-YDS	BRK
8/25/18	vs. N.C. A&T	- DNP -						
9/8/18	Miss. Valley State	0	0	0	0-0	0-0	0-0	0
9/22/18	Tennessee Tech	- DNP -						
9/29/18	Austin Peay	- DNP -						
10/6/18	at Eastern Kentucky	- DNP -						
10/13/18	Eastern Illinois	- DNP -						
10/20/18	at Southeast Missouri	- DNP -						
10/27/18	at Murray State	- DNP -						
11/3/18	UT Martin	-	-	-	-	-	-	-
11/10/18	at Tennessee State	-	-	-	-	-	-	-
11/17/18	at Kennesaw State	-	-	-	-	-	-	-



DAKOTA #17
CHAPMAN FB
 6-1 • 235 • SO.
 McALLA, ALA.
 McADORY HS

2018: Saw action in the season opener against North Carolina A&T in a new position at fullback...played in the home opener versus Mississippi Valley State...played against Tennessee Tech...missed the Austin Peay and Eastern Kentucky game...did not play against Eastern Illinois ans at SEMO...did not see action at Murray State.

CHAPMAN'S CAREER STATS

RUSHING	G	ATT	YDS	TD	LG	AVG/C	AVG/G
2018	3	0	0	0	0	0	0
TOTAL	3	0	0	0	0	0	0

CHAPMAN'S CAREER STATS

REC	G	REC	YDS	TD	LG	REC/G	AVG/C	AVG/G
2017	11	0	0	0	0	0.0	0.0	0.0
2018	3	-	-	-	-	-	-	-
TOTALS	14	0	0	0	0	0.0	0.0	0.0

CHAPMAN'S CAREER HIGH GAME STATS

	NO.	OPPONENT	DATE
Rush Attempts	-	-	-
Rush Yards	-	-	-
Rush TD's	-	-	-
Receptions	-	-	-
Receiving Yards	-	-	-
Receiving TDs	-	-	-
Long Play	-	-	-

CHAPMAN'S 2018 GAME-BY-GAME

DATE	OPPONENT	RUSH	YDS	AVG	TD	TD RUNS
8/25/18	vs. North Carolina A&T	0	0	0.0	0	-
9/8/18	Mississippi Valley State	0	0	0.0	0	-
9/22/18	Tennessee Tech	0	0	0.0	0	-
9/29/18	Austin Peay	- DNP -	-	-	-	-
10/6/18	at Eastern Kentucky	- DNP -	-	-	-	-
10/13/18	Eastern Illinois	- DNP -	-	-	-	-
10/20/18	at Southeast Missouri	- DNP -	-	-	-	-
10/27/18	at Murray State	- DNP -	-	-	-	-
11/3/18	UT Martin	-	-	-	-	-
11/10/18	at Tennessee State	-	-	-	-	-
11/17/18	at Kennesaw State	-	-	-	-	-

CHAPMAN'S 2017 GAME-BY-GAME

DATE	OPPONENT	REC	YDS	LNG	AVG	TD
8/26/17	vs. Chattanooga	0	0	0	0.0	0
9/9/17	@Georgia Tech	0	0	0	0.0	0
9/23/17	Liberty	0	0	0	0.0	0
9/30/17	@Tennessee Tech	0	0	0	0.0	0
10/7/17	@Austin Peay	0	0	0	0.0	0
10/14/17	Eastern Kentucky	0	0	0	0.0	0
10/21/17	@Eastern Illinois	0	0	0	0.0	0
10/28/17	Southeast Missouri	0	0	0	0.0	0
11/4/17	Murray State	1	11	11	11.0	0
11/11/17	@UT Martin	0	0	0	0.0	0
11/16/17	Tennessee State	0	0	0	0.0	0
12/2/17	Kennesaw State	0	0	0	0.0	0

CHAPMAN'S 2017 GAME-BY-GAME

DATE	OPPONENT	REC	YDS	LNG	AVG	TD
8/26/17	vs. Chattanooga	- DNP -	-	-	-	-
9/9/17	@Georgia Tech	0	0	0	0.0	0
9/23/17	Liberty	0	0	0	0.0	0
9/30/17	@Tennessee Tech	0	0	0	0.0	0
10/7/17	@Austin Peay	0	0	0	0.0	0
10/14/17	Eastern Kentucky	0	0	0	0.0	0
10/21/17	@Eastern Illinois	0	0	0	0.0	0
10/28/17	Southeast Missouri	0	0	0	0.0	0
11/4/17	Murray State	0	0	0	0.0	0
11/11/17	@UT Martin	0	0	0	0.0	0
11/16/17	Tennessee State	0	0	0	0.0	0
12/2/17	Kennesaw State	0	0	0	0.0	0



JALEN #42
CHOICE LB
 6-3 • 234 • R-JR.
 TUSCALOOSA, ALA.
 HILLCREST HS

2018: Earned his first career start and led JSU in tackles in the season-opener versus North Carolina A&T with nine stops...also had 1.5 tackles for a loss against NCA&T, which set a new career mark...led JSU's defense with six tackles, including a pair of stops behind the line of scrimmage vs. MVSU...matched his career high in tackles with nine in the OVC opener against Tennessee Tech...finished with five tackles in the Austin Peay game...made one tackle at Eastern Kentucky...made two stops and a QB hurry against Eastern Illinois...led Jax State with a career high 11 tackles at Southeast Missouri, including a pair of TFLs...posted four tackles at Murray State.

CHOICE'S CAREER STATS

TACKLES	G	UA	A	TOTAL	TFL	YDS	PD	FF	FR
2016	11	4	9	13	1.5	4	0	0	0
2017	11	4	7	11	1.5	12	0	0	0
2018	8	23	25	48	6.5	14	0	0	0
TOTAL	31	31	41	72	9.5	32	0	0	0

CHOICE'S CAREER HIGH GAME STATS

	NO.	OPPONENT	DATE
Tackles	11	at Southeast Missouri	10/20/18
Tackles for loss	2.0	2x; last at Southeast Missouri	10/20/18
Sacks	1.0	vs. Tennessee State	11/16/17
FF	-	-	-
PB	-	-	-
INT	-	-	-

CHOICE'S 2018 GAME-BY-GAME

DATE	OPPONENT	UT	AT	TT	TFL-YDS	SCKS-YDS	INT-YDS	BRK
8/25/18	vs. N.C. A&T	3	6	9	1.5-2	0-0	0-0	0
9/8/18	Miss. Valley State	1	5	6	2.0-5	0-0	0-0	0
9/22/18	Tennessee Tech	4	5	9	0-0	0-0	0-0	0
9/29/18	Austin Peay	5	0	5	0-0	0-0	0-0	0
10/6/18	at Eastern Kentucky	1	0	1	0-0	0-0	0-0	0
10/13/18	Eastern Illinois	1	1	2	0-0	0-0	0-0	0
10/20/18	at Southeast Missouri	6	5	11	2.0-7	0-0	0-0	0
10/27/18	at Murray State	2	2	4	0-0	0-0	0-0	0
11/3/18	UT Martin	-	-	-	-	-	-	-
11/10/18	at Tennessee State	-	-	-	-	-	-	-
11/17/18	at Kennesaw State	-	-	-	-	-	-	-

CHOICE'S 2017 GAME-BY-GAME

DATE	OPPONENT	UT	AT	TT	TFL-YDS	SCKS-YDS	INT-YDS	BRK
8/26/17	vs. Chattanooga	1	1	2	0-0	0-0	0-0	0
9/9/17	@Georgia Tech	0	0	0	0-0	0-0	0-0	0
9/23/17	Liberty	0	0	0	0-0	0-0	0-0	0
9/30/17	@Tennessee Tech	0	1	1	0.5-2	0-0	0-0	0
10/7/17	@Austin Peay	- DNP -	-	-	-	-	-	-
10/14/17	Eastern Kentucky	0	1	1	0-0	0-0	0-0	0
10/21/17	@Eastern Illinois	0	0	0	0-0	0-0	0-0	0
10/28/17	Southeast Missouri	0	2	2	0-0	0-0	0-0	0
11/4/17	Murray State	1	1	2	0-0	0-0	0-0	0
11/11/17	@UT Martin	0	0	0	0-0	0-0	0-0	0
11/16/17	Tennessee State	2	1	3	1.0-10	1.0-10	0-0	0
12/2/17	Kennesaw State	0	0	0	0-0	0-0	0-0	0

CHOICE'S 2016 GAME-BY-GAME

DATE	OPPONENT	UT	AT	TT	TFL-YDS	SCKS-YDS	INT-YDS	BRK
9/1/16	North Alabama	0	0	0	0-0	0-0	0-0	0
9/10/16	@LSU	0	1	1	0-0	0-0	0-0	0
9/17/16	Coastal Carolina	0	1	1	0-0	0-0	0-0	0
9/24/16	@Liberty	1	0	1	1.0-3	0-0	0-0	0
10/8/16	Tennessee Tech	2	2	4	0-0	0-0	0-0	0
10/15/16	Austin Peay	0	1	1	0-0	0-0	0-0	0
10/22/16	@Eastern Kentucky	- DNP -	-	-	-	-	-	-
10/29/16	Eastern Illinois	1	3	4	0.5-1	0-0	0-0	0
11/5/16	@Southeast Missouri	0	0	0	0-0	0-0	0-0	0
11/12/16	@Murray State	0	0	0	0-0	0-0	0-0	0
11/19/16	UT Martin	0	0	0	0-0	0-0	0-0	0
12/3/16	Youngstown State	0	1	1	0-0	0-0	0-0	0



ZERRICK COOPER #6 QB

6-4 • 225 • R-SO.

JONESBORO, GA.

JONESBORO HS/CLEMSON

- OVC NEWCOMER OF THE WEEK (9/2/18)
- OVC NEWCOMER OF THE WEEK (9/30/18)
- OVC OFFENSIVE OF THE WEEK (9/30/18)
- OVC NEWCOMER OF THE WEEK (10/28/18)

2018: Made his JSU debut with a start against North Carolina A&T...finished with 320 yards passing on 24-of-38, including a pair of TD tosses in the second half...also rushed for 37 yards on eight attempts versus the Aggies...posted 210 yards passing on 12-of-17 completions, highlighted by a 75-yard TD pass versus Mississippi Valley State...also rushed for 27 yards on four carries, including his first rushing TD as a Gamecock...nearly threw for 200-plus yards for the third consecutive game with 190 passing yards on 14-of-24 passing with a two TD tosses in his OVC debut against Tennessee Tech...accounted for five touchdowns (three passing/two rushing) in the Austin Peay game, the most since Eli Jenkins accounted for five (three rushing/two passing) vs. Murray State on Nov. 21, 2015...compiled 268 passing yards on 18-of-31 passing and added 27 rushing yards...posted his fourth multiple TD passes game with two TD tosses at Eastern Kentucky...turned in 147 yards on 12-of-21...accounted for four TDs against Eastern Illinois with three TD tosses and a rushing TD...accumulated 240 yards passing on 13-of-21 passing...also added 30 yards on the ground on eight totes...turned in his second 300-plus passing yards contest with a career-best 323 yards at Southeast Missouri on 29-of-47-passing...also tossed a pair of TD passes at SEMO...accounted for four TDs at Murray State with three TD passes to Josh Pearson and added a one-yard TD run...finished 21-of-28 for 259 versus the Racers and rushed for 51 yards... with his three touchdown passes at MSU, e now has 19, moving him into a tie for the fifth-most in a season in school history with Ryan Perrilloux (2009)...earned OVC Newcomer of the Week honors after the MSU win.

COOPER'S CAREER STATS

RUSHING	G	ATT	YDS	TD	LG	AVG/C	AVG/G
2018	8	59	226	5	26	3.8	28.2
TOTAL	8	59	226	4	26	3.8	28.2

PASSING	G	ATT	CMP	INT	YDS	TD	LG	PCT	AVG/P	AVG/G	EFF.
2018	8	228	143	8	1958	19	75	62.7	13.7	244.8	155.3
TOTAL	8	228	143	8	1958	19	75	62.7	13.7	244.8	155.3

COOPER'S CAREER HIGH GAME STATS

	NO.	OPPONENT	DATE
Completions	28	at Southeast Missouri	10/20/18
Pass Attempts	47	at Southeast Missouri	10/20/18
Pass Yards	323	at Southeast Missouri	10/20/18
Pass TD's	3	2x; last at Murray State	10/27/18
Interceptions	3	at Southeast Missouri	10/20/18
Rush Attempts	12	at Murray State	10/27/18
Rush Yards	51	at Murray State	10/27/18
Rush TD's	2	vs. Austin Peay	9/29/18
Long Pass Play	75	vs. Mississippi Valley State	9/8/18

COOPER'S 2018 GAME BY GAME STATISTICS

DATE	OPPONENT	PASSING				RUSHING			
		COMP	ATT	INT	YDS	TD	LG	NO.	YDS
8/25/18	North Carolina A&T	24	38	1	320	2	49	8	37
9/8/18	Mississippi Valley State	12	17	0	211	1	75	4	27
9/22/18	Tennessee Tech	14	24	0	190	2	50	5	18
9/29/18	Austin Peay	18	31	1	268	3	34	6	27
10/6/18	at Eastern Kentucky	12	21	1	147	2	27	3	1
10/13/18	Eastern Illinois	13	21	1	240	3	44	8	30
10/20/18	at Southeast Missouri	29	47	3	323	2	26	13	27
10/27/18	at Murray State	21	28	1	259	3	49	12	51
11/3/18	UT Martin	-	-	-	-	-	-	-	-
11/10/18	at Tennessee State	-	-	-	-	-	-	-	-
11/17/18	at Kennesaw State	-	-	-	-	-	-	-	-



CONNOR CHRISTIAN #56 DL

6-3 • 270 • R-SR.

DALLAS, GA.

EAST PAULDING HS/SAVANNAH STATE

2018: Turned in a pair of tackles in the season opener against North Carolina A&T, including a sack... finished with 1.5 stops for a loss versus the Aggies...also credited with a QB hurry...recorded a sack in the home opener versus Mississippi Valley State...registered two tackles and a QB hurry in the OVC opener against Tennessee Tech...saw action in the Austin Peay game...posted three stops with two for a loss at Eastern Kentucky...had a stop for a loss against Eastern Illinois and two QB hurries...made four stops, including a sack and a TFL at Southeast Missouri...also blocked a SEMO field goal...made one tackle at Murray State.

CHRISTIAN'S CAREER STATS

TACKLES	G	UA	A	TOTAL	TFL	YDS	PD	FF	FR
2017	12	12	21	33	5.5	30	1	0	0
2018	8	8	9	17	7.0	29	0	0	0
TOTAL	20	20	30	50	12.5	59	1	0	0

CHRISTIAN'S CAREER HIGH GAME STATS

	NO.	OPPONENT	DATE
Tackles	5	2x; last vs. Kennesaw State	12/2/17
Tackles for loss	2.0	at Eastern Kentucky	10/6/18
Sacks	2.0	at Eastern Kentucky	10/6/18
FF	-	-	-
PB	1	vs. Liberty	9/23/17
INT	-	-	-

CHRISTIAN'S 2018 GAME-BY-GAME

DATE	OPPONENT	UT	AT	TT	TFL-YDS	SCKS-YDS	INT-YDS	BRK
8/25/18	vs. N.C. A&T	1	1	2	1.5-7	1.0-5	0-0	0
9/8/18	Miss. Valley State	1	0	1	1.0-5	1.0-5	0-0	0
9/22/18	Tennessee Tech	2	0	2	0-0	0-0	0-0	0
9/29/18	Austin Peay	0	0	0	0-0	0-0	0-0	0
10/6/18	at Eastern Kentucky	1	2	3	2.0-13	2.0-13	0-0	0
10/13/18	Eastern Illinois	0	1	1	0.5-1	0-0	0-0	0
10/20/18	at Southeast Missouri	1	3	4	1.0-3	0.5-2	0-0	0
10/27/18	at Murray State	1	0	1	0-0	0-0	0-0	0
11/3/18	UT Martin	-	-	-	-	-	-	-
11/10/18	at Tennessee State	-	-	-	-	-	-	-
11/17/18	at Kennesaw State	-	-	-	-	-	-	-

CHRISTIAN'S 2017 GAME-BY-GAME

DATE	OPPONENT	UT	AT	TT	TFL-YDS	SCKS-YDS	INT-YDS	BRK
8/26/17	vs. Chattanooga	3	0	3	1.0-1	0-0	0-0	0
9/9/17	@Georgia Tech	1	1	2	0-0	0-0	0-0	0
9/23/17	Liberty	1	2	3	0-0	0-0	0-0	1
9/30/17	@Tennessee Tech	0	0	0	0-0	0-0	0-0	0
10/7/17	@Austin Peay	0	3	3	0.5-1	0-0	0-0	0
10/14/17	Eastern Kentucky	0	5	5	0.5-0	0-0	0-0	0
10/21/17	@Eastern Illinois	1	2	3	0-0	0-0	0-0	0
10/28/17	Southeast Missouri	0	1	1	0-0	0-0	0-0	0
11/4/17	Murray State	2	2	4	1.0-6	1.0-6	0-0	0
11/11/17	@UT Martin	1	2	3	1.5-16	1.5-16	0-0	0
11/16/17	Tennessee State	0	1	1	0-0	0-0	0-0	0
12/2/17	Kennesaw State	3	2	5	1.0-6	1.0-6	0-0	0



CHARLES **#11**
CRAWFORD **SAF**
5-10 • 195 • SO.
PRICHARD, ALA.
VIGOR HS

2018: Made a pair of tackles in the season opener against North Carolina A&T...did not play versus Mississippi Valley State and against Tennessee Tech...missed the Austin Peay game and the trip to Eastern Kentucky...did not see action against Eastern Illinois and at Southeast Missouri...returned to action at Murray State and turned in a tackle.

CRAWFORD'S CAREER STATS

TACKLES	G	UA	A	TOTAL	TFL	YDS	PD	FF	FR
2017	8	5	4	9	1.0	9	0	0	0
2018	2	3	0	3	0-0	0	0	0	0
TOTAL	10	8	4	12	1.0	9	0	0	0

CRAWFORD'S CAREER HIGH GAME STATS

NO.	OPPONENT	DATE
3	vs. Murray State	11/4/17
1.0	vs. Southeast Missouri	10/28/17
1.0	vs. Southeast Missouri	10/28/17
-	-	-
1	vs. Liberty	9/23/17
1	vs. Murray State	11/4/17

CRAWFORD'S 2018 GAME-BY-GAME

DATE	OPPONENT	UT	AT	TT	TFL-YDS	SCKS-YDS	INT-YDS	BRK
8/25/18	vs. N.C. A&T	2	0	2	0-0	0-0	0-0	0
9/8/18	Miss. Valley State	- DNP	-	-	-	-	-	-
9/22/18	Tennessee Tech	- DNP	-	-	-	-	-	-
9/29/18	Austin Peay	- DNP	-	-	-	-	-	-
10/6/18	@ Eastern Kentucky	- DNP	-	-	-	-	-	-
10/13/18	Eastern Illinois	- DNP	-	-	-	-	-	-
10/20/18	@ Southeast Missouri	- DNP	-	-	-	-	-	-
10/27/18	@ Murray State	1	0	1	0-0	0-0	0-0	0
11/3/18	UT Martin	-	-	-	-	-	-	-
11/10/18	@ Tennessee State	-	-	-	-	-	-	-
11/17/18	@ Kennesaw State	-	-	-	-	-	-	-

CRAWFORD'S 2017 GAME-BY-GAME

DATE	OPPONENT	UT	AT	TT	TFL-YDS	SCKS-YDS	INT-YDS	BRK
8/26/17	vs. Chattanooga	- DNP	-	-	-	-	-	-
9/9/17	@Georgia Tech	- DNP	-	-	-	-	-	-
9/23/17	Liberty	0	0	0	0-0	0-0	0-0	0
9/30/17	@Tennessee Tech	- DNP	-	-	-	-	-	-
10/7/17	@Austin Peay	1	0	1	0-0	0-0	0-0	0
10/14/17	Eastern Kentucky	0	2	2	0-0	0-0	0-0	0
10/21/17	@Eastern Illinois	- DNP	-	-	-	-	-	-
10/28/17	Southeast Missouri	1	0	1	1.0-9	1.0-9	0-0	0
11/4/17	Murray State	2	1	3	0-0	0-0	1-55	0
11/11/17	@UT Martin	0	0	0	0-0	0-0	0-0	0
11/16/17	Tennessee State	1	1	2	0-0	0-0	0-0	0
12/2/17	Kennesaw State	0	0	0	0-0	0-0	0-0	0



SHAQ **#2**
DAVIDSON **WR**
6-1 • 185 • R-SR.
GAFFNEY, S.C.
GAFFNEY HS/SOUTH CAROLINA

2018: Collected three catches for 33 yards in the season opener against North Carolina A&T...was one of 11 different wide outs to catch a pass in the Mississippi Valley State game...had one catch for 28 yards...saw action in the OVC against Tennessee Tech...posted one catch for eight yards in the Austin Peay game...hauled in one of JSU's five receiving TDs at Eastern Kentucky with a 29-yard catch from Zion Webb...caught four passes for 32 yards against Eastern Illinois...finished with two catches for 15 yards at Southeast Missouri...did not play at Murray State.

DAVIDSON'S CAREER STATS

REC	G	REC	YDS	TD	LG	REC/G	AVG/C	AVG/G
2016	9	10	155	2	69	1.1	15.5	17.2
2017	12	30	346	1	59	2.5	11.5	28/8
2018	7	13	149	1	29	1.9	11.5	21.3
TOTALS	28	53	650	4	69	1.9	11.5	23.2

DAVIDSON'S CAREER HIGH GAME STATS

NO.	OPPONENT	DATE
5	at Eastern Illinois	10/21/17
64	at Liberty	9/24/16
1	4x; last at Eastern Kentucky	10/6/18
69	at Liberty	9/24/16

DAVIDSON'S 2018 GAME-BY-GAME

DATE	OPPONENT	REC	YDS	LNG	AVG	TD
8/25/18	vs. North Carolina A&T	3	33	24	11.0	0
9/8/18	Mississippi Valley State	1	28	28	28.0	0
9/22/18	Tennessee Tech	0	0	0	0.0	0
9/29/18	Austin Peay	1	8	8	8.0	0
10/6/18	@ Eastern Kentucky	2	33	29	16.5	1
10/13/18	Eastern Illinois	4	32	10	8.0	0
10/20/18	@ Southeast Missouri	2	15	10	7.5	0
10/27/18	@ Murray State	- DNP	-	-	-	-
11/3/18	UT Martin	-	-	-	-	-
11/10/18	@ Tennessee State	-	-	-	-	-
11/17/18	@ Kennesaw State	-	-	-	-	-

DAVIDSON'S 2017 GAME-BY-GAME

DATE	OPPONENT	REC	YDS	LNG	AVG	TD
8/26/17	vs. Chattanooga	2	62	59	31.0	1
9/9/17	@Georgia Tech	0	0	0	0.0	0
9/23/17	Liberty	4	37	22	9.3	0
9/30/17	@Tennessee Tech	0	0	0	0.0	0
10/7/17	@Austin Peay	2	18	10	9.0	0
10/14/17	Eastern Kentucky	3	31	15	10.3	0
10/21/17	@Eastern Illinois	5	49	14	9.8	0
10/28/17	Southeast Missouri	3	49	31	16.3	0
11/4/17	Murray State	4	31	12	7.8	0
11/11/17	@UT Martin	1	12	12	12.0	0
11/16/17	Tennessee State	4	35	12	8.8	0
12/2/17	Kennesaw State	2	22	14	11.0	0

DAVIDSON'S 2016 GAME-BY-GAME

DATE	OPPONENT	REC	YDS	LNG	AVG	TD
9/1/16	North Alabama	2	25	14	12.5	0
9/10/16	@LSU	2	14	9	7.0	0
9/17/16	Coastal Carolina	2	14	8	7.0	0
9/24/16	@Liberty	2	64	69	32.0	1
10/8/16	Tennessee Tech	1	31	31	31.0	1
10/15/16	Austin Peay	- DNP	-	-	-	-
10/22/16	@Eastern Kentucky	0	0	0	0.0	0
10/29/16	Eastern Illinois	0	0	0	0.0	0
11/5/16	@Southeast Missouri	- DNP	-	-	-	-
11/12/16	@Murray State	1	7	7	7.0	0
11/19/16	UT Martin	- DNP	-	-	-	-
12/3/16	Youngstown State	0	0	0	0.0	0

**EMMANUEL**

#52

FENNELL**DE****6-1 • 240 • R-SR.****ROBERTSDALE, ALA.****ROBERTSDALE HS**

2018: Did not see action in the season opener against North Carolina A&T and vs. MVSU...missed the OVC opener against Tennessee Tech and the Austin Peay game...did not play at EKU...saw his first action of the season against Eastern Illinois...did not play at Southeast Missouri and at Murray State.

FENNELL'S CAREER STATS

TACKLES	G	UA	A	TOTAL	TFL	YDS	PD	FF	FR
2015	3	0	1	1	0-0	0	0	0	0
2016	5	0	2	2	0-0	0	0	0	0
2017	7	6	1	7	0-0	0	0	0	0
2018	1	0	0	0	0-0	0	0	0	0
TOTAL	16	6	4	10	0-0	0	0	0	0

FENNELL'S CAREER HIGH GAME STATS

	NO.	OPPONENT	DATE
Tackles	3	vs. Liberty	9/23/17
Tackles for loss	-		
Sacks	-		
FF	-		
Interceptions	-		

FENNELL'S 2018 GAME-BY-GAME

DATE	OPPONENT	UT	AT	TT	TFL-YDS	SCKS-YDS	INT-YDS	BRK
8/25/18	vs. N.C. A&T	-	DNP	-	-	-	-	-
9/8/18	Miss. Valley State	-	DNP	-	-	-	-	-
9/22/18	Tennessee Tech	-	DNP	-	-	-	-	-
9/29/18	Austin Peay	-	DNP	-	-	-	-	-
10/6/18	@ Eastern Kentucky	-	DNP	-	-	-	-	-
10/13/18	Eastern Illinois	0	0	0	0-0	0-0	0-0	0
10/20/18	@ Southeast Missouri	-	DNP	-	-	-	-	-
10/27/18	@ Murray State	-	DNP	-	-	-	-	-
11/3/18	UT Martin	-	-	-	-	-	-	-
11/10/18	@ Tennessee State	-	-	-	-	-	-	-
11/17/18	@ Kennesaw State	-	-	-	-	-	-	-

FENNELL'S 2017 GAME-BY-GAME

DATE	OPPONENT	UT	AT	TT	TFL-YDS	SCKS-YDS	INT-YDS	BRK
8/26/17	vs. Chattanooga	0	0	0	0-0	0-0	0-0	0
9/9/17	@Georgia Tech	-	DNP	-	-	-	-	-
9/23/17	Liberty	3	0	3	0-0	0-0	0-0	0
9/30/17	@Tennessee Tech	1	0	1	0-0	0-0	0-0	0
10/7/17	@Austin Peay	-	DNP	-	-	-	-	-
10/14/17	Eastern Kentucky	0	0	0	0-0	0-0	0-0	0
10/21/17	@Eastern Illinois	-	DNP	-	-	-	-	-
10/28/17	Southeast Missouri	0	0	0	0-0	0-0	0-0	0
11/4/17	Murray State	2	0	2	0-0	0-0	0-0	0
11/11/17	@UT Martin	0	0	0	0-0	0-0	0-0	0
11/16/17	Tennessee State	0	1	1	0-0	0-0	0-0	0
12/2/17	Kennesaw State	0	0	0	0-0	0-0	0-0	0

FENNELL'S 2016 GAME-BY-GAME

DATE	OPPONENT	UT	AT	TT	TFL-YDS	SCKS-YDS	INT-YDS	BRK
9/1/16	North Alabama	-	DNP	-	-	-	-	-
9/10/16	@LSU	0	1	1	0-0	0-0	0-0	0
9/17/16	Coastal Carolina	-	DNP	-	-	-	-	-
9/24/16	@Liberty	-	DNP	-	-	-	-	-
10/8/16	Tennessee Tech	0	0	0	0-0	0-0	0-0	0
10/15/16	Austin Peay	0	0	0	0-0	0-0	0-0	0
10/22/16	@Eastern Kentucky	-	DNP	-	-	-	-	-
10/29/16	Eastern Illinois	0	1	1	0-0	0-0	0-0	0
11/5/16	@Southeast Missouri	-	DNP	-	-	-	-	-
11/12/16	@Murray State	0	0	0	0-0	0-0	0-0	0
11/19/16	UT Martin	-	DNP	-	-	-	-	-
12/3/16	Youngstown State	-	DNP	-	-	-	-	-

FENNELL'S 2015 GAME-BY-GAME

DATE	OPPONENT	UT	AT	TT	TFL-YDS	SCKS-YDS	INT-YDS	BRK
9/5/15	@Chattanooga	-	DNP	-	-	-	-	-
9/12/15	@Auburn	-	DNP	-	-	-	-	-
9/19/15	Tennessee State	0	1	1	0-0	0-0	0-0	0
9/26/15	@UT Martin	-	DNP	-	-	-	-	-
10/3/15	Miss. Valley State	0	0	0	0-0	0-0	0-0	0
10/17/15	@Tennessee Tech	-	DNP	-	-	-	-	-
10/24/15	@Austin Peay	-	DNP	-	-	-	-	-
10/31/15	Eastern Kentucky	-	DNP	-	-	-	-	-
11/7/15	@Eastern Illinois	-	DNP	-	-	-	-	-
11/14/15	Southeast Missouri	0	0	0	0-0	0-0	0-0	0
11/21/15	Murray State	-	DNP	-	-	-	-	-
12/5/15	Chattanooga	-	DNP	-	-	-	-	-
12/11/15	Charleston Southern	-	DNP	-	-	-	-	-
12/19/15	Sam Houston State	-	DNP	-	-	-	-	-
1/9/16	North Dakota State	-	DNP	-	-	-	-	-

**DE'MARCUS**

#37

FLOWERS**RB****5-8 • 175 • R-SR.****DADEVILLE, ALA.****DADEVILLE HS**

2018: Did not play against North Carolina A&T in the season opener...played in the Mississippi Valley State contest with a pair of rushing attempts...had one carry for 16 yards in the OVC opener versus Tennessee Tech...missed the Austin Peay game...posted 61 yards on three carries with 60 of those yards on JSU's final TD at Eastern Kentucky...totalled 116 yards on kickoff returns against EIU...finished with 57 yards in kick off return yards at Southeast Missouri...returned one kick for 21 yards at Murray State.

FLOWERS' CAREER STATS

RUSHING	G	ATT	YDS	TD	LG	AVG/C	AVG/G
2017	12	16	88	2	20	5.5	8.0
2018	5	6	80	1	60	13.3	16.0
TOTAL	17	22	168	3	60	7.6	9.9

KICKOFF RET.	NO.	YDS	AVG.	TD	LG.
2017	20	484	24.2	1	87
2018	9	218	24.2	0	39
TOTALS	29	702	24.2	1	87

FLOWERS' CAREER HIGH GAME STATS

	NO.	OPPONENT	DATE
Rush Attempts	5	vs. Eastern Kentucky	10/14/17
Rush Yards	60	at Eastern Kentucky	10/6/18
Rush TD's	1	3x; last at Eastern Kentucky	10/6/18
Receptions	-	-	-
Rec. Yards	-	-	-
Rec. TD's	-	-	-
Long KO Return	87	at Austin Peay	10/7/17
KO Return for TD	1	at Austin Peay	10/7/17

FLOWERS' 2018 GAME-BY-GAME

DATE	OPPONENT	RUSH	YDS	AVG	TD	TD RUNS
8/25/18	vs. North Carolina A&T	-	DNP	-	-	-
9/8/18	Mississippi Valley State	2	3	3.0	0	-
9/22/18	Tennessee Tech	1	16	16.0	0	-
9/29/18	Austin Peay	-	DNP	-	-	-
10/6/18	@ Eastern Kentucky	3	60	20.0	1	60
10/13/18	Eastern Illinois	0	0	0.0	0	-
10/20/18	@ Southeast Missouri	0	0	0.0	0	-
10/27/18	@ Murray State	0	0	0.0	0	-
11/3/18	UT Martin	-	-	-	-	-
11/10/18	@ Tennessee State	-	-	-	-	-
11/17/18	@ Kennesaw State	-	-	-	-	-

FLOWERS' 2018 GAME-BY-GAME						
DATE	OPPONENT	KO	YDS	TD	LG	AP
8/25/18	vs. North Carolina A&T	-DNP -				
9/8/18	Mississippi Valley State	0	0	0	0	0
9/22/18	Tennessee Tech	-	-	-	-	-
9/29/18	Austin Peay	-	-	-	-	-
10/6/18	@Eastern Kentucky	-	-	-	-	-
10/13/18	Eastern Illinois	4	116	0	39	116
10/20/18	@Southeast Missouri	3	57	0	25	57
10/27/18	@Murray State	1	21	0	21	21
11/3/18	UT Martin	-	-	-	-	-
11/10/18	@Tennessee State	-	-	-	-	-
11/17/18	@Kennesaw State	-	-	-	-	-

FLOWERS' 2017 GAME-BY-GAME					
DATE	OPPONENT	RUSH	YDS	AVG	TD
8/26/17	vs. Chattanooga	0	0	0.0	0
9/9/17	@Georgia Tech	0	0	0.0	0
9/23/17	Liberty	0	0	0.0	0
9/30/17	@Tennessee Tech	0	0	0.0	0
10/7/17	@Austin Peay	0	0	0.0	0
10/14/17	Eastern Kentucky	5	14	2.8	0
10/21/17	@Eastern Illinois	4	29	7.2	1
10/28/17	Southeast Missouri	0	0	0.0	0
11/4/17	Murray State	3	10	3.3	0
11/11/17	@UT Martin	0	0	0.0	0
11/16/17	Tennessee State	4	35	8.8	0
12/2/17	Kennesaw State	0	0	0.0	0

FLOWERS' 2017 GAME-BY-GAME						
DATE	OPPONENT	KO	YDS	TD	LG	AP
8/26/17	vs. Chattanooga	2	35	0	20	20
9/9/17	@Georgia Tech	0	0	0	0	0
9/23/17	Liberty	3	56	0	21	62
9/30/17	@Tennessee Tech	0	0	0	0	0
10/7/17	@Austin Peay	3	120	1	87	120
10/14/17	Eastern Kentucky	2	80	0	66	94
10/21/17	@Eastern Illinois	2	40	0	21	69
10/28/17	Southeast Missouri	2	29	0	16	29
11/4/17	Murray State	2	48	0	25	58
11/11/17	@UT Martin	1	25	0	25	25
11/16/17	Tennessee State	1	6	0	6	41
12/2/17	Kennesaw State	2	45	0	28	45



YUL **#7**
GOWDY **CB**
5-10 • 170 • R-FR.
BIRMINGHAM, ALA.
MINOR HS

2018: Returned to action in the season opener against North Carolina A&T...returned a pair of kick off returns for 36 yards, including a 34-yard return to open the game...also recorded a pair of tackles and two pass breakups versus the Aggies...had a 21 yard kick off return vs. Mississippi Valley State...posted a pair of tackles in the OVC opener against Tennessee Tech...turned in three tackles and 79 yards on kick off returns in the Austin Peay Game...finished with two tackles and a pair of pass break ups at Eastern Kentucky...led JSU's defense against Eastern Illinois with a career-high nine tackles and a pass break up...made four stops at Southeast Missouri...registered three tackles at Murray State.

GOWDY'S CAREER STATS					
KICKOFF RET.	NO.	YDS	AVG.	TD	LG.
2018	9	161	17.9	0	34
TOTALS	9	161	17.9	0	34


GOWDY'S CAREER STATS								
TACKLES	G	UA	A	TOTAL	TFL	YDS	PD	FF
2017	1	0	2	2	0-0	0-0	0	0
2018	8	22	4	25	0-0	0-0	5	0
TOTAL	9	22	7	27	0-0	0-0	5	0

GOWDY'S CAREER HIGH GAME STATS			
NO.	OPPONENT	DATE	
9	vs. Eastern Illinois	10/13/18	
-	-	-	-
-	-	-	-
2	2x; last at Eastern Kentucky	10/6/18	
-	-	-	-
34	vs. North Carolina A&T	8/25/18	
-	-	-	-

GOWDY'S 2018 GAME-BY-GAME									
DATE	OPPONENT	UT	AT	TT	TFL-YDS	SCKS-YDS	INT-YDS	BRK	
8/25/18	vs. N.C. A&T	1	1	2	0-0	0-0	0-0	2	
9/8/18	Miss. Valley State	1	0	1	0-0	0-0	0-0	0	
9/22/18	Tennessee Tech	2	0	0	0-0	0-0	0-0	0	
9/29/18	Austin Peay	3	0	3	0-0	0-0	0-0	0	
10/6/18	at Eastern Kentucky	2	0	2	0-0	0-0	0-0	2	
10/13/18	Eastern Illinois	8	1	9	0-0	0-0	0-0	1	
10/20/18	at Southeast Missouri	3	1	4	0-0	0-0	0-0	0	
10/27/18	at Murray State	2	1	3	0-0	0-0	0-0	0	
11/3/18	UT Martin	-	-	-	-	-	-	-	
11/10/18	at Tennessee State	-	-	-	-	-	-	-	
11/17/18	at Kennesaw State	-	-	-	-	-	-	-	

GOWDY'S 2018 GAME-BY-GAME					
DATE	OPPONENT	KO	YDS	TD	LG
8/25/18	vs. North Carolina A&T	2	36	0	34
9/8/18	Mississippi Valley State	-	-	-	-
9/22/18	Tennessee Tech	-	-	-	-
9/29/18	Austin Peay	-	-	-	-
10/6/18	@Eastern Kentucky	-	-	-	-
10/13/18	Eastern Illinois	-	-	-	-
10/20/18	@Southeast Missouri	-	-	-	-
10/27/18	@Murray State	-	-	-	-
11/3/18	UT Martin	-	-	-	-
11/10/18	@Tennessee State	-	-	-	-
11/17/18	@Kennesaw State	-	-	-	-

GOWDY'S 2017 GAME-BY-GAME									
DATE	OPPONENT	UT	AT	TT	TFL-YDS	SCKS-YDS	INT-YDS	BRK	
8/26/17	vs. Chattanooga	-	-	-	-	-	-	-	
9/9/17	@Georgia Tech	-	-	-	-	-	-	-	
9/23/17	Liberty	0	2	2	0-0	0-0	0-0	0	
9/30/17	@Tennessee Tech	-	-	-	-	-	-	-	
10/7/17	@Austin Peay	-	-	-	-	-	-	-	
10/14/17	Eastern Kentucky	-	-	-	-	-	-	-	
10/21/17	@Eastern Illinois	-	-	-	-	-	-	-	
10/28/17	Southeast Missouri	-	-	-	-	-	-	-	
11/4/17	Murray State	-	-	-	-	-	-	-	
11/11/17	@UT Martin	-	-	-	-	-	-	-	
11/16/17	Tennessee State	-	-	-	-	-	-	-	
12/2/17	Kennesaw State	-	-	-	-	-	-	-	



JAELEN **#22**
GREENE **RB**
5-9 • 202 • SO.
COLLEGE PARK, GA.
SANDY CREEK HS/CINCINNATI

2018: Made his JSU debut with 43 yards on 12 carries to lead the rushing attack against North Carolina A&T in the season opener, including a long rush of 21 yards...scored one of JSU's eight rushing TDs vs. MVSU and finished with 87 total yards on the ground...led JSU in rushing in the OVC opener against Tennessee Tech with 68 yards on two totes with a 65-yard TD run in the second quarter of the TTU contest...posted 77 yards on 20 carries in the Austin Peay game...turned in 72 yards on 11 carries at Eastern Kentucky...added a rushing TD with an 11-yard run against Eastern Illinois...finished with 20 yards on five carries...posted 30 yards on seven carries at Southeast Missouri...rushed for 59 yards on 15 carries, including a one-yard TD at Murray State.

GREENE'S CAREER STATS						
RUSHING	G	ATT	YDS	TD	LG	AVG/C
2018	8	83	456	4	65	5.5
TOTAL	8	83	456	4	65	5.5

GREENE'S CAREER HIGH GAME STATS		
NO.	OPPONENT	DATE
20	vs. Austin Peay	9/29/18
87	vs. Mississippi Valley State	9/8/18
1	4x; last at Murray State	10/27/18
65	vs. Tennessee Tech	9/22/18
1	3x; last at Murray State	10/27/18
11	at Murray State	10/27/18
-	-	-

GREENE'S 2018 GAME-BY-GAME						
DATE	OPPONENT	RUSH	YDS	AVG	TD	TD RUNS
8/25/18	vs. North Carolina A&T	12	43	3.6	0	-
9/8/18	Mississippi Valley State	1	87	7.9	1	10
9/22/18	Tennessee Tech	2	65	34.0	1	65
9/29/18	Austin Peay	20	77	3.8	0	-
10/6/18	@ Eastern Kentucky	11	72	6.5	0	-
10/13/18	Eastern Illinois	5	20	4.0	1	11
10/20/18	@ Southeast Missouri	7	30	4.3	0	-
10/27/18	@ Murray State	15	59	3.9	1	1
11/3/18	UT Martin	-	-	-	-	-
11/10/18	@ Tennessee State	-	-	-	-	-
11/17/18	@ Kennesaw State	-	-	-	-	-



BRYCE HANDY #34 LB

6-0 • 225 • R-SO.

MIAMI, FLA.

GULLIVER PREP

2018: Did not see action in the season opener against North Carolina A&T...recorded one stop in the Mississippi Valley State contest...did not play in the OVC opener vs. Tennessee Tech and missed the Austin Peay game...returned to action at Eastern Kentucky with two tackles, including a stop for a loss...posted a pair of tackles against Eastern Illinois...saw action at Southeast Missouri and at Murray State.

HANDY'S CAREER STATS								
TACKLES	G	UA	A	TOTAL	TFL	YDS	PD	FF
2017	12	4	1	5	0	0	0	0
2018	5	5	0	5	1.0	1	0	0
TOTAL	17	9	1	10	1.0	1	0	0

HANDY'S CAREER HIGH GAME STATS			
NO.	OPPONENT	DATE	
2	2x; last vs. Eastern Illinois	10/13/18	
1	at Eastern Kentucky	10/5/18	
Tackles	-	-	-
Tackles for loss	-	-	-
Sacks	-	-	-
FF	-	-	-
PB	-	-	-
INT	-	-	-

HANDY'S 2018 GAME-BY-GAME							
DATE	OPPONENT	UT	AT	TT	TFL-YDS	SCKS-YDS	INT-YDS
8/25/18	vs. N.C. A&T	-	DNP	-	-	-	-
9/8/18	Miss. Valley State	1	0	1	0-0	0-0	0-0
9/22/18	Tennessee Tech	-	DNP	-	-	-	-
9/29/18	Austin Peay	-	DNP	-	-	-	-
10/6/18	at Eastern Kentucky	2	0	2	1.0-1	0-0	0-0
10/13/18	Eastern Illinois	2	0	2	0-0	0-0	0-0
10/20/18	at Southeast Missouri	0	0	0	0-0	0-0	0-0
10/27/18	at Murray State	0	0	0	0-0	0-0	0-0
11/3/18	UT Martin	-	-	-	-	-	-
11/10/18	at Tennessee State	-	-	-	-	-	-
11/17/18	at Kennesaw State	-	-	-	-	-	-

HANDY'S 2017 GAME-BY-GAME							
DATE	OPPONENT	UT	AT	TT	TFL-YDS	SCKS-YDS	INT-YDS
8/26/17	vs. Chattanooga	0	0	0	0-0	0-0	0-0
9/9/17	@ Georgia Tech	0	0	0	0-0	0-0	0-0
9/23/17	Liberty	2	0	2	0-0	0-0	0-0
9/30/17	@ Tennessee Tech	0	1	1	0-0	0-0	0-0
10/7/17	@ Austin Peay	0	0	0	0-0	0-0	0-0
10/14/17	Eastern Kentucky	1	0	1	0-0	0-0	0-0
10/21/17	@ Eastern Illinois	0	0	0	0-0	0-0	0-0
10/28/17	Southeast Missouri	0	0	0	0-0	0-0	0-0
11/4/17	Murray State	0	0	0	0-0	0-0	0-0
11/11/17	@ UT Martin	0	0	0	0-0	0-0	0-0
11/16/17	Tennessee State	1	0	1	0-0	0-0	0-0
12/2/17	Kennesaw State	0	0	0	0-0	0-0	0-0



JEREMIAH HARRIS #14 SAF

5-10 • 180 • R-FR.

SHORTERVILLE, ALA.

ABBEVILLE HS

2017: Saw his first action in a JSU uniform in the season opener against North Carolina A&T...posted two tackles in the home opener versus Mississippi Valley State...recorded three tackles in his OVC debut against Tennessee Tech...turned in a pair of stops in the Austin Peay game...added three tackles at Eastern Kentucky...finished with three tackles against Eastern Illinois...turned in one stop at Southeast Missouri...did not play at Murray State.

HARRIS' CAREER STATS								
TACKLES	G	UA	A	TOTAL	TFL	YDS	PD	FF
2018	7	11	3	14	0-0	0	0	0
TOTAL	7	11	3	14	0-0	0	0	0

HARRIS' CAREER HIGH GAME STATS			
NO.	OPPONENT	DATE	
3	3x; last vs. Eastern Illinois	10/13/18	
Tackles	-	-	-
Tackles for loss	-	-	-
Sacks	-	-	-
FF	-	-	-
PB	-	-	-
INT	-	-	-

HARRIS' 2018 GAME-BY-GAME								
DATE	OPPONENT	UT	AT	TT	TFL-YDS	SCKS-YDS	INT-YDS	BRK
8/25/18	vs. N.C. A&T	0	0	0	0-0	0-0	0-0	0
9/8/18	Miss. Valley State	2	0	2	0-0	0-0	0-0	0
9/22/18	Tennessee Tech	3	0	3	0-0	0-0	0-0	0
9/29/18	Austin Peay	1	1	2	0-0	0-0	0-0	0
10/6/18	at Eastern Kentucky	2	1	3	0-0	0-0	0-0	0
10/13/18	Eastern Illinois	2	1	3	0-0	0-0	0-0	0
10/20/18	at Southeast Missouri	1	0	1	0-0	0-0	0-0	0
10/27/18	at Murray State	-	DNP	-	-	-	-	-
11/3/18	UT Martin	-	-	-	-	-	-	-
11/10/18	at Tennessee State	-	-	-	-	-	-	-
11/17/18	at Kennesaw State	-	-	-	-	-	-	-



JAMARI #84 HESTER WR

6-7 • 210 • R-JR.

MIAMI, FLA.

MIAMI CENTRAL HS

2018: Saw action against North Carolina A&T and versus Mississippi Valley State...hauled in JSU's first TD pass in the OVC opener with Tennessee Tech with a 40-yard catch...hauled in a career-high 146 yards on seven catches – also a career high - in the game versus Austin Peay...It is the second 100-yard game of his career...had two touchdown catches for the second time in his career and the first since his two against Murray State on Nov. 4, 2017...tallied a TD at Eastern Kentucky with a 16-yard grab...finished with 53 yards on four catches...had three catches for 56 yards against Eastern Illinois...caught a career high eight catches for 107 yards at Southeast Missouri...caught four passes for 34 yards at Murray State.

HESTER'S CAREER STATS

REC	G	REC	YDS	TD	LG	REC/G	AVG/C	AVG/G
2016	12	22	330	3	38	1.8	15.0	27.5
2017	12	21	203	3	31	1.8	9.7	16.9
2018	8	27	436	4	40	3.8	16.1	54.5
TOTALS	32	71	969	10	40	2.2	13.6	30.3

HESTER'S CAREER HIGH GAME STATS

	NO.	OPPONENT	DATE
Receptions	8	at Southeast Missouri	10/20/18
Receiving Yards	146	vs. Austin Peay	9/29/18
Receiving TDs	2	2x; last vs. Austin Peay	9/29/18
Long Play	40	vs. Tennessee Tech	9/22/18

HESTER'S 2018 GAME-BY-GAME

DATE	OPPONENT	REC	YDS	LNG	AVG	TD
8/25/18	vs. North Carolina A&T	0	0	0	0	0
9/8/18	Mississippi Valley State	0	0	0	0	0
9/22/18	Tennessee Tech	1	40	40	40.0	1
9/29/18	Austin Peay	7	146	34	20.9	2
10/6/18	@ Eastern Kentucky	4	53	16	13.3	1
10/13/18	Eastern Illinois	3	56	36	18.7	0
10/20/18	@ Southeast Missouri	8	107	26	13.4	0
10/27/18	@ Murray State	4	34	10	8.5	0
11/3/18	UT Martin	-	-	-	-	-
11/10/18	@ Tennessee State	-	-	-	-	-
11/17/18	@ Kennesaw State	-	-	-	-	-

HESTER'S 2017 GAME-BY-GAME

DATE	OPPONENT	REC	YDS	LNG	AVG	TD
8/26/17	vs. Chattanooga	3	34	14	11.3	0
9/9/17	@Georgia Tech	0	0	0	0.0	0
9/23/17	Liberty	2	25	13	12.5	0
9/30/17	@Tennessee Tech	0	0	0	0.0	0
10/7/17	@Austin Peay	2	14	8	7.0	0
10/14/17	Eastern Kentucky	1	31	31	31.0	1
10/21/17	@Eastern Illinois	1	16	16	16.0	0
10/28/17	Southeast Missouri	1	8	8	8.0	0
11/4/17	Murray State	4	35	15	8.8	2
11/11/17	@UT Martin	1	13	13	13.0	0
11/16/17	Tennessee State	3	9	6	3.0	0
12/2/17	Kennesaw State	3	28	13	9.3	0

HESTER'S 2016 GAME-BY-GAME

DATE	OPPONENT	REC	YDS	LNG	AVG	TD
9/1/16	North Alabama	2	22	14	11.0	0
9/10/16	@LSU	3	29	13	9.6	0
9/17/16	Coastal Carolina	1	10	10	10.0	0
9/24/16	@Liberty	0	0	0	0.0	0
10/8/16	Tennessee Tech	3	52	35	17.3	0
10/15/16	Austin Peay	1	5	5	5.0	0
10/22/16	@Eastern Kentucky	0	0	0	0.0	0
10/29/16	Eastern Illinois	1	27	27	27.0	1
11/5/16	@Southeast Missouri	4	37	16	9.3	0
11/12/16	@Murray State	6	102	29	17.0	1
11/19/16	UT Martin	1	8	8	8.0	0
12/3/16	Youngstown State	1	38	38	38.0	1



TYSHAWN #44 JACKSON CB

6-3 • 190 • R-FR.

GREENSBORO, ALA.

GREENSBORO HS

2018: Did not see action against North Carolina A&T and versus Mississippi Valley State...did not play in the OVC opener against Tennessee Tech and in the Austin Peay game...missed the trip to Eastern Kentucky and missed the Eastern Illinois game...did not play at Southeast Missouri and at Murray State.

JACKSON'S CAREER STATS

TACKLES	G	UA	A	TOTAL	TFL	YDS	PD	FF	FR
2018	-	-	-	-	-	-	-	-	-
TOTAL	-	-	-	-	-	-	-	-	-

JACKSON'S CAREER HIGH GAME STATS

	NO.	OPPONENT	DATE
Tackles	-	-	-
Tackles for loss	-	-	-
Sacks	-	-	-
FF	-	-	-
PB	-	-	-
INT	-	-	-

JACKSON'S 2018 GAME-BY-GAME

DATE	OPPONENT	UT	AT	TT	TFL-YDS	SCKS-YDS	INT-YDS	BRK
8/25/18	vs. N.C. A&T	-	DNP	-	-	-	-	-
9/8/18	Miss. Valley State	-	DNP	-	-	-	-	-
9/22/18	Tennessee Tech	-	DNP	-	-	-	-	-
9/29/18	Austin Peay	-	DNP	-	-	-	-	-
10/6/18	at Eastern Kentucky	-	DNP	-	-	-	-	-
10/13/18	Eastern Illinois	-	DNP	-	-	-	-	-
10/20/18	at Southeast Missouri	-	DNP	-	-	-	-	-
10/27/18	at Murray State	-	DNP	-	-	-	-	-
11/3/18	UT Martin	-	-	-	-	-	-	-
11/10/18	at Tennessee State	-	-	-	-	-	-	-
11/17/18	at Kennesaw State	-	-	-	-	-	-	-



DARIUS **#9** **JOINER** **SAF**

6-2 • 190 • R-FR.

ROANOKE, ALA.

HANDLEY HS

2018: Made his Gamecock debut in the season opener against North Carolina A&T...turned in four tackles, including a stop for a loss...posted five tackles versus Mississippi Valley State...credited with a stop for a loss...recorded two tackles and a pass break up in the OVC opener with Tennessee Tech...made one stop versus Austin Peay...saw action at Eastern Kentucky...collected his first interception of his career against Eastern Illinois...returned the pick 24 yards...saw action at Southeast Missouri...had a pass break up at Murray State.

JOINER'S CAREER STATS								
TACKLES	G	UA	A	TOTAL	TFL	YDS	PD	FF
2018	8	8	5	13	1.0	2	2	0
TOTAL	8	8	5	13	1.0	2	2	0

JOINER'S CAREER HIGH GAME STATS			
	NO.	OPPONENT	DATE
Tackles	2	2x; last vs. Tennessee Tech	9/22/18
Tackles for loss	0.5	2x; last vs. Mississippi Valley State	9/8/18
Sacks	-	-	-
FF	-	-	-
PB	1	2x; last at Murray State	10/27/18
INT	1	vs. Eastern Illinois	10/13/18

JOINER'S 2018 GAME-BY-GAME							
DATE	OPPONENT	UT	AT	TT	TFL-YDS	SCKS-YDS	INT-YDS
8/25/18	vs. N.C. A&T	2	2	5	0.5-1	0-0	0-0
9/8/18	Miss. Valley State	3	2	5	0.5-1	0-0	0-0
9/22/18	Tennessee Tech	1	1	2	0-0	0-0	0-0
9/29/18	Austin Peay	1	0	1	0-0	0-0	0-0
10/6/18	at Eastern Kentucky	0	0	0	0-0	0-0	0-0
10/13/18	Eastern Illinois	1	0	1	0-0	0-0	1-24
10/20/18	at Southeast Missouri	0	0	0	0-0	0-0	0-0
10/27/18	at Murray State	0	0	0	0-0	0-0	0-0
11/3/18	UT Martin	-	-	-	-	-	-
11/10/18	at Tennessee State	-	-	-	-	-	-
11/17/18	at Kennesaw State	-	-	-	-	-	-



MONTREZ **#99** **LANG** **DL**

6-1 • 290 • R-JR.

PRICHARD, ALA.

VIGOR HS

2018: Recorded two tackles in the season opener against North Carolina A&T, including a stop for a loss against the Aggies...saw action versus Mississippi Valley State...posted two tackles, including a stop for a loss in the OVC opener with Tennessee Tech...made one stop in the Austin Peay game...tallied two tackles at Eastern Kentucky...had a stop for a loss against Eastern Illinois...saw action at Southeast Missouri...made one stop at Murray State.

LANG'S CAREER STATS								
TACKLES	G	UA	A	TOTAL	TFL	YDS	PD	FF
2016	12	9	18	27	2.0	7	1	0
2017	11	9	19	28	4.0	11	5	0
2018	8	3	6	9	2.0	5	0	0
TOTAL	32	21	43	64	8.0	23	6	0

LANG'S CAREER HIGH GAME STATS			
	NO.	OPPONENT	DATE
Tackles	4	3x; last vs. Liberty	9/23/17
Tackles for loss	1.5	at Tennessee Tech	9/30/17
Sacks	1.0	at Tennessee Tech	9/30/17
FF	-	-	-
PB	1	vs. Eastern Illinois	10/29/16
INT	-	-	-

LANG'S 2018 GAME-BY-GAME							
DATE	OPPONENT	UT	AT	TT	TFL-YDS	SCKS-YDS	INT-YDS
8/25/18	vs. N.C. A&T	0	2	2	0.5-1	0-0	0-0
9/8/18	Miss. Valley State	0	0	0	0-0	0-0	0-0
9/22/18	Tennessee Tech	1	1	2	1.0-3	0-0	0-0
9/29/18	Austin Peay	1	0	1	0-0	0-0	0-0
10/6/18	at Eastern Kentucky	0	2	2	0-0	0-0	0-0
10/13/18	Eastern Illinois	0	1	1	0.5-1	0-0	0-0
10/20/18	at Southeast Missouri	0	0	0	0-0	0-0	0-0
10/27/18	at Murray State	1	0	1	0-0	0-0	0-0
11/3/18	UT Martin	-	-	-	-	-	-
11/10/18	at Tennessee State	-	-	-	-	-	-
11/17/18	at Kennesaw State	-	-	-	-	-	-

LANG'S 2017 GAME-BY-GAME							
DATE	OPPONENT	UT	AT	TT	TFL-YDS	SCKS-YDS	INT-YDS
8/26/17	vs. Chattanooga	-	-	-	-	-	-
9/9/17	@Georgia Tech	4	0	4	0-0	0-0	0-0
9/23/17	Liberty	0	4	4	0-0	0-0	0-0
9/30/17	@Tennessee Tech	1	4	5	1.5-7	1.0-6	0-0
10/7/17	@Austin Peay	1	1	2	1.0-3	0-0	0-0
10/14/17	Eastern Kentucky	0	1	1	0-0	0-0	0-0
10/21/17	@Eastern Illinois	0	3	3	0-0	0-0	0-0
10/28/17	Southeast Missouri	2	2	4	0.5-0	0-0	0-0
11/4/17	Murray State	1	1	2	1.0-1	0-0	0-0
11/11/17	@UT Martin	0	1	1	0-0	0-0	0-0
11/16/17	Tennessee State	9	2	2	0-0	0-0	0-0
12/2/17	Kennesaw State	0	0	0	0-0	0-0	0-0

LANG'S 2016 GAME-BY-GAME							
DATE	OPPONENT	UT	AT	TT	TFL-YDS	SCKS-YDS	INT-YDS
9/1/16	North Alabama	1	2	3	1.0-5	0-0	0-0
9/10/16	@LSU	1	2	3	0-0	0-0	0-0
9/17/16	Coastal Carolina	1	0	1	0-0	0-0	0-0
9/24/16	@Liberty	1	1	2	0-0	0-0	0-0
10/8/16	Tennessee Tech	0	1	1	0-0	0-0	0-0
10/15/16	Austin Peay	0	1	1	0-0	0-0	0-0
10/22/16	@Eastern Kentucky	0	3	3	0.5-1	0-0	0-0
10/29/16	Eastern Illinois	0	2	2	0-0	0-0	0-1
11/5/16	@Southeast Missouri	1	1	2	0.5-1	0-0	0-0
11/12/16	@Murray State	1	2	3	0-0	0-0	0-0
11/19/16	UT Martin	1	3	4	0-0	0-0	0-0
12/3/16	Youngstown State	0	2	2	0-0	0-0	0-0



MICHAEL MATTHEWS

#21

RB

5-11 • 209 • R-FR.

MOBILE, ALA.

UMS WRIGHT HS

2018: Saw his first action as a Gamecock in the season opener against North Carolina A&T...carried the ball three times for six yards versus the Aggies...also caught a pass in the opening game...rushed for 46 yards on 10 carries against Mississippi Valley State...collected two of JSU's eight rushing TDs vs. MVSU...had a pair of carries for 10 yards in the OVC opener with Tennessee Tech...finished with 23 yards on four carries in the Austin Peay game...posted 43 yards on seven carries on the road at Eastern Kentucky...led JSU in rushing against Eastern Illinois with 78 yards on eight carries...turned in three carries for 19 yards at Southeast Missouri...matched his season-high for carries with 10 for 39 yards at Murray State...also had a catch for 27 yards against the Racers.

MATTHEWS' CAREER STATS

RUSHING	G	ATT	YDS	TD	LG	AVG/C	AVG/G
2018	8	47	264	2	24	5.6	33.0
TOTAL	8	47	264	2	24	5.6	33.0

MATTHEWS' CAREER HIGH GAME STATS

	NO.	OPPONENT	DATE
Rush Attempts	10	2x; last at Murray State	10/27/18
Rush Yards	78	vs. Eastern Illinois	10/13/18
Rush TD's	2	vs. Mississippi Valley State	9/8/18
Receptions	1	2x; last at Murray State	10/27/18
Rec. Yards	27	at Murray State	10/27/18
Rec. TD's	-	-	-
Long KO Return	-	-	-
KO Return for TD	-	-	-

MATTHEWS' 2018 GAME-BY-GAME

DATE	OPPONENT	RUSH	YDS	AVG	TD	TD RUNS
8/25/18	vs. North Carolina A&T	3	6	2.0	0	-
9/8/18	Mississippi Valley State	10	46	4.6	2	3, 5
9/22/18	Tennessee Tech	2	10	5.0	0	-
9/29/18	Austin Peay	4	23	5.8	0	-
10/6/18	@ Eastern Kentucky	7	43	6.1	0	-
10/13/18	Eastern Illinois	8	78	9.8	0	-
10/20/18	@ Southeast Missouri	3	19	6.3	0	-
10/27/18	@ Murray State	10	39	3.9	0	-
11/3/18	UT Martin	-	-	-	-	-
11/10/18	@ Tennessee State	-	-	-	-	-
11/17/18	@ Kennesaw State	-	-	-	-	-



TYRE MCKINNEY

#95

DL

6-1 • 275 • JR.

SYLACAUGA, ALA.

B.B. COMER HS

2018: Registered two tackles in the season opener against North Carolina A&T...finished with two stops, including a stop for a loss versus Mississippi Valley State...had one stop and a QB hurry in the OVC opener with Tennessee Tech...made one tackle in the Austin Peay game...turned in a stop for a loss on the road at Eastern Kentucky...recorded two stops against Eastern Illinois...saw action at Southeast Missouri...finished with two tackles, including a sack at Murray State.

MCKINNEY'S CAREER STATS

TACKLES	G	UA	A	TOTAL	TFL	YDS	PD	FF	FR
2016	6	3	3	6	1.5	4	0	0	0
2017	10	4	1	5	2.5	9	0	0	0
2018	8	4	7	11	1.5	7	0	0	0
TOTAL	24	11	11	22	5.5	21	0	0	0

MCKINNEY'S CAREER HIGH GAME STATS

	NO.	OPPONENT	DATE
Tackles	2	2x; last vs. Mississippi Valley State	9/8/18
Tackles for loss	1.0	3x; last vs. Tennessee State	11/16/17
Sacks	1.0	2x; last vs. Tennessee State	11/16/17
FF	-	-	-
PB	-	-	-
INT	-	-	-

MCKINNEY'S 2018 GAME-BY-GAME

DATE	OPPONENT	UT	AT	TT	TFL-YDS	SCKS-YDS	INT-YDS	BRK
8/25/18	vs. N.C. A&T	1	1	2	0-0	0-0	0-0	0
9/8/18	Miss. Valley State	0	2	2	0.5-1	0-0	0-0	0
9/22/18	Tennessee Tech	0	1	1	0-0	0-0	0-0	0
9/29/18	Austin Peay	1	0	1	0-0	0-0	0-0	0
10/6/18	at Eastern Kentucky	0	1	1	0.5-3	0-0	0-0	0
10/13/18	Eastern Illinois	1	1	2	0-0	0-0	0-0	0
10/20/18	at Southeast Missouri	0	0	0	0-0	0-0	0-0	0
10/27/18	at Murray State	1	1	2	0.5-5	0.5-4	0-0	0
11/3/18	UT Martin	-	-	-	-	-	-	-
11/10/18	at Tennessee State	-	-	-	-	-	-	-
11/17/18	at Kennesaw State	-	-	-	-	-	-	-

MCKINNEY'S 2017 GAME-BY-GAME

DATE	OPPONENT	UT	AT	TT	TFL-YDS	SCKS-YDS	INT-YDS	BRK
8/26/17	vs. Chattanooga	1	0	1	0-0	0-0	0-0	0
9/9/17	@ Georgia Tech	1	0	1	0-0	0-0	0-0	0
9/23/17	Liberty	0	0	0	0-0	0-0	0-0	0
9/30/17	@ Tennessee Tech	0	0	0	0-0	0-0	0-0	0
10/7/17	@ Austin Peay	0	1	1	0.5-1	0-0	0-0	0
10/14/17	Eastern Kentucky	0	0	0	0-0	0-0	0-0	0
10/21/17	@ Eastern Illinois	0	0	0	0-0	0-0	0-0	0
10/28/17	Southeast Missouri	0	0	0	0-0	0-0	0-0	0
11/4/17	Murray State	1	0	1	1.0-2	0-0	0-0	0
11/11/17	@ UT Martin	-	DNP	-	-	-	-	-
11/16/17	Tennessee State	1	0	1	1.0-6	1.0-6	0-0	0
12/2/17	Kennesaw State	-	DNP	-	-	-	-	-

MCKINNEY'S 2016 GAME-BY-GAME

DATE	OPPONENT	UT	AT	TT	TFL-YDS	SCKS-YDS	INT-YDS	BRK
9/1/16	North Alabama	-	DNP	-	-	-	-	-
9/10/16	@ LSU	-	DNP	-	-	-	-	-
9/17/16	Coastal Carolina	-	DNP	-	-	-	-	-
9/24/16	@ Liberty	-	DNP	-	-	-	-	-
10/8/16	Tennessee Tech	1	0	1	0-0	0-0	0-0	0
10/15/16	Austin Peay	1	0	1	0-0	0-0	0-0	0
10/22/16	@ Eastern Kentucky	-	DNP	-	-	-	-	-
10/29/16	Eastern Illinois	1	1	2	1.0-4	1.0-4	0-0	0
11/5/16	@ Southeast Missouri	0	0	0	0-0	0-0	0-0	0
11/12/16	@ Murray State	0	2	2	0.5-0	0-0	0-0	0
11/19/16	UT Martin	0	0	0	0-0	0-0	0-0	0
12/3/16	Youngstown State	-	DNP	-	-	-	-	-

**E.J.****MOSS****#25****DE****6-3 • 260 • R-SR.****ASHEVILLE, ALA.****ASHEVILLE HS**

2018: Posted one tackle in the season opener against North Carolina A&T...made one stop versus Mississippi Valley State...did not play in the OVC opener with Tennessee Tech...returned to action in the Austin Peay game...played in the road contest at Eastern Kentucky...turned in a tackle for a loss against Eastern Illinois...posted 1.5 stops for a loss at Southeast Missouri...credited with a sack at Murray State.

MOSS' CAREER STATS

YEAR	G	UA	A	TOTAL	TFL	YDS	PD	FF	FR	3
2015	13	6	14	20	5.0	25	0	0	0	
2016	11	4	10	14	5.0	14	0	0	0	
2017	12	8	6	14	3.5	14	0	1	0	
2018	7	4	3	7	2.5	5	0	0	0	
TOTAL	43	23	33	56	16.0	58	0	1	0	

MOSS' CAREER HIGH GAME STATS

NO.	OPPONENT	DATE
Tackles	4	2x; last vs. Coastal Carolina
Tackles for loss	2.5	vs. Coastal Carolina
Sacks	2.0	vs. Murray State
FF	-	at Austin Peay
PBU	-	-
INT	-	-

MOSS' 2018 GAME-BY-GAME

DATE	OPPONENT	UT	AT	TT	TFL-YDS	SCKS-YDS	INT-YDS	BRK
8/25/18	vs. N.C. A&T	1	0	1	0-0	0-0	0-0	0
9/8/18	Miss. Valley State	0	1	1	0-0	0-0	0-0	0
9/22/18	Tennessee Tech	-	DNP	-	-	-	-	-
9/29/18	Austin Peay	0	0	0	0-0	0-0	0-0	0
10/6/18	at Eastern Kentucky	0	0	0	0-0	0-0	0-0	0
10/13/18	Eastern Illinois	2	0	2	1.0-2	0-0	0-0	0
10/20/18	at Southeast Missouri	1	1	2	1.5-3	0-0	0-0	0
10/27/18	at Murray State	0	1	1	0.5-0	0-0	0-0	0
11/3/18	UT Martin	-	-	-	-	-	-	-
11/10/18	at Tennessee State	-	-	-	-	-	-	-
11/17/18	at Kennesaw State	-	-	-	-	-	-	-

MOSS' 2016 GAME-BY-GAME

DATE	OPPONENT	UT	AT	TT	TFL-YDS	SCKS-YDS	INT-YDS	BRK
8/26/17	vs. Chattanooga	0	0	0	0-0	0-0	0-0	0
9/9/17	@Georgia Tech	2	0	2	0-0	0-0	0-0	0
9/23/17	Liberty	1	1	2	1.0-6	1.0-6	0-0	0
9/30/17	@Tennessee Tech	1	0	1	0-0	0-0	0-0	0
10/7/17	@Austin Peay	1	0	1	0-0	0-0	0-0	0
10/14/17	Eastern Kentucky	0	2	2	0.5-1	0-0	0-0	0
10/21/17	@Eastern Illinois	0	1	1	0.5-2	0-0	0-0	0
10/28/17	Southeast Missouri	0	0	0	0-0	0-0	0-0	0
11/4/17	Murray State	0	1	1	0.5-4	0-0	0-0	0
11/11/17	@UT Martin	2	0	2	1.0-1	0-0	0-0	0
11/16/17	Tennessee State	0	1	1	0-0	0-0	0-0	0
12/2/17	Kennesaw State	1	0	1	0-0	0-0	0-0	0

MOSS' 2016 GAME-BY-GAME

DATE	OPPONENT	UT	AT	TT	TFL-YDS	SCKS-YDS	INT-YDS	BRK
9/1/16	North Alabama	0	1	1	0-0	0-0	0-0	0
9/10/16	@LSU	0	0	0	0-0	0-0	0-0	0
9/17/16	Coastal Carolina	2	2	4	2.5-11	0.5-3	0-0	0
9/24/16	@Liberty	0	0	0	0-0	0-0	0-0	0
10/8/16	Tennessee Tech	0	0	0	0-0	0-0	0-0	0
10/15/16	Austin Peay	2	1	3	1.0-4	0-0	0-0	0
10/22/16	@Eastern Kentucky	-	DNP	-	-	-	-	-
10/29/16	Eastern Illinois	0	1	1	0-0	0-0	0-0	0
11/5/16	@Southeast Missouri	0	1	1	0.5-1	0-0	0-0	0
11/12/16	@Murray State	0	1	1	0-0	0-0	0-0	0
11/19/16	UT Martin	0	3	3	0-0	0-0	0-0	0
12/3/16	Youngstown State	0	0	0	0-0	0-0	0-0	0

DATE	OPPONENT	UT	AT	TT	TFL-YDS	SCKS-YDS	INT-YDS	BRK
9/5/15	@Chattanooga	1	1	2	0-0	0-0	0-0	0
9/12/15	@Auburn	0	1	1	0-0	0-0	0-0	0
9/19/15	Tennessee State	0	1	1	0-0	0-0	0-0	0
9/26/15	@UT Martin	0	4	4	0-0	0-0	0-0	0
10/3/15	Missi. Valley State	0	2	2	0-0	0-0	0-0	0
10/17/15	@Tennessee Tech	-	DNP	-	-	-	-	-
10/24/15	@Austin Peay	0	1	1	0.5-0	0-0	0-0	0
10/31/15	Eastern Kentucky	0	0	0	0-0	0-0	0-0	0
11/7/15	@Eastern Illinois	0	2	2	0-0	0-0	0-0	0
11/14/15	Southeast Missouri	2	0	2	1.0-5	0-0	0-0	0
11/21/15	Murray State	2	1	3	2.0-16	2.0-16	0-0	0
12/5/15	Chattanooga	0	1	1	0-0	0-0	0-0	0
12/11/15	Charleston Southern	1	0	1	0-0	0-0	0-0	0
12/19/15	Sam Houston State	0	2	2	0.5-1	0-0	0-0	0
1/9/16	North Dakota State	0	0	0	0-0	0-0	0-0	0

**JACQUEZ****PAYTON****#10****CB****6-1 • 165 • R-SO.****GEORGIANA, ALA.****GEORGIANA HS**

2018: Registered a career high three tackles in the season opener against North Carolina A&T, along with a pair of pass break ups...matched his career high with four tackles versus Mississippi Valley State...produced a forced fumble vs. MVSU...turned in three tackles in the OVC opener against Tennessee Tech...posted two pass break ups in the Austin Peay game...posted three tackles at Eastern Kentucky with a stop for a loss...recorded three stops and a pass break up against Eastern Illinois...turned in four tackles and a pass break up at Southeast Missouri...credited with two pass break ups at Murray State.

PAYTON'S CAREER STATS

TACKLES	G	UA	A	TOTAL	TFL	YDS	PD	FF	FR
2017	12	12	8	20	0-0	0	4	0	0
2018	8	11	9	20	0.5	2	8	1	0
TOTAL	19	23	17	40	0-0	2	12	1	

PAYTON'S CAREER HIGH GAME STATS


NO.	OPPONENT	DATE
Tackles	4	3x; last at Southeast Missouri
Tackles for loss	0.5	at Eastern Kentucky
Sacks	-	-
FF	1	vs. Mississippi Valley State
PB	2	3x; last at Murray State
INT	-	-

PAYTON'S 2018 GAME-BY-GAME

DATE	OPPONENT	UT	AT	TT	TFL-YDS	SCKS-YDS	INT-YDS	BRK
8/25/18	vs. N.C. A&T	1	2	3	0-0	0-0	0-0	2
9/8/18	Miss. Valley State	3	1	4	0-0	0-0	0-0	0
9/22/18	Tennessee Tech	1	2	3	0-0	0-0	0-0	0
9/29/18	Austin Peay	0	0	0	0-0	0-0	0-0	2
10/6/18	at Eastern Kentucky	1	2	3	0.5-2	0-0	0-0	0
10/13/18	Eastern Illinois	2	1	3	0-0	0-0	0-0	1
10/20/18	at Southeast Missouri	3	1	4	0-0	0-0	0-0	1
10/27/18	at Murray State	0	0	0	0-0	0-0	0-0	2
11/3/18	UT Martin	-	-	-	-	-	-	-
11/10/18	at Tennessee State	-	-	-	-	-	-	-
11/17/18	at Kennesaw State	-	-	-	-	-	-	-

PAYTON'S 2017 GAME-BY-GAME

DATE	OPPONENT	UT	AT	TT	TFL-YDS	SCKS-YDS	INT-YDS	BRK
8/26/17	vs. Chattanooga	1	0	1	0-0	0-0	0-0	0
9/9/17	@Georgia Tech	0	0	0	0-0	0-0	0-0	0
9/23/17	Liberty	1	1	2	0-0	0-0	0-0	1
9/30/17	@Tennessee Tech	0	0	0	0-0	0-0	0-0	0
10/7/17	@Austin Peay	2	2	4	0-0	0-0	0-0	1
10/14/17	Eastern Kentucky	0	1	1	0-0	0-0	0-0	0
10/21/17	@Eastern Illinois	3	0	0	0-0	0-0	0-0	0
10/28/17	Southeast Missouri	1	0	1	0-0	0-0	0-0	0
11/4/17	Murray State	0	0	0	0-0	0-0	0-0	1
11/11/17	@UT Martin	2	0	2	0-0	0-0	0-0	1
11/16/17	Tennessee State	0	0	0	0-0	0-0	0-0	0
12/2/17	Kennesaw State	0	0	0	0-0	0-0	0-0	0



JOSH PEARSON #11 WR

6-4 • 205 • R-JR.

DECATUR, ALA.

AUSTIN HS

• OVC OFFENSIVE PLAYER OF THE WEEK (9/23/18)

2018: Made a rousing 2018 debut in the season opener against North Carolina A&T with eight catches for 147 yards, including his first career touchdown grab on his initial catch as a Gamecock...hauled in a 40-yard TD strike from Zerrick Cooper in the third quarter of the contest...his 147 receiving yards were the 14th-most in a game in school history and the most since Josh Barge had 158 vs. Eastern Kentucky on Oct. 31, 2015...posted a 100-plus yard receiving yard game versus Mississippi Valley State with 113 yards on two catches - both for TDs...highlighted by a 75-yard and 38-yard passes from Zerrick Cooper...posted a TD catch with a 50 yard catch before halftime in the OVC opener with Tennessee Tech...hauled in his second TD of the contest and fifth of the season with a 32-yard grab in the third quarter...named OVC Offensive Player of the Week after his performance against Tech...turned in his fourth consecutive game with a TD grab in the Austin Peay game...finished with three catches for 36 yards, including a 20-yard scoring play...has caught at least one touchdown catch in every game this season and has caught two touchdowns in three games after two more on the road at Eastern Kentucky...now has eight touchdown catches so far in 2018, tying him with five others for the fourth-most touchdown catches in a season in school history...for the sixth consecutive game, he caught a touchdown pass, hauling in a 35-yard grab against Eastern Illinois and added his second of the day on the next drive - a 31-yard scoring play...added his third touchdown vs. EIU with a 23-yard catch from Zion Webb...it's the fourth time this season that he has multiple scoring grabs and the first three-touchdown contest of his career...became the first Gamecock since Barge to have three TDs in a single game. Barge accumulated three TDs against UT Martin on Sept. 26, 2015...his four-yard touchdown reception in the fourth quarter at Southeast Missouri was his 12th scoring catch of the season, breaking the Gamecocks' single-season receiving touchdown record previously held by Josh Barge since 2015...extended his streak of consecutive games with a touchdown reception to right games with three more TD grabs at Murray State...took over the FCS lead for touchdown receptions at MSU...now has 15, passing the previous leader, Alexander Hollins of Eastern Illinois, who has 13, totalled 77 yards on six catches against the Racers.

PEARSON'S CAREER STATS

REC	G	REC	YDS	TD	LG	REC/G	AVG/C	AVG/G
2017	1	0	0	0	0	0.0	0.0	0.0
2018	8	43	733	15	75	5.8	17.0	91.6
TOTALS	9	43	733	15	75	5.8	17.0	91.6

PEARSON'S CAREER HIGH GAME STATS

	NO.	OPPONENT	DATE
Receptions	8	2x; last vs. Eastern Illinois	10/13/18
Receiving Yards	147	vs. North Carolina A&T	8/25/18
Receiving TDs	3	2x; last at Murray State	10/27/18
Long Play	75	vs. Mississippi Valley State	9/8/18

PEARSON'S 2018 GAME-BY-GAME

DATE	OPPONENT	REC	YDS	LNG	AVG	TD
8/25/18	vs. North Carolina A&T	8	147	40	18.0	1
9/8/18	Mississippi Valley State	2	113	75	56.5	2
9/22/18	Tennessee Tech	5	102	50	20.4	2
9/29/18	Austin Peay	3	36	20	12.0	1
10/6/18	at Eastern Kentucky	5	69	27	13.8	2
10/13/18	Eastern Illinois	8	137	35	17.1	3
10/20/18	at Southeast Missouri	6	52	22	8.7	1
10/27/18	at Murray State	6	77	25	12.8	3
11/3/18	UT Martin	-	-	-	-	-
11/10/18	at Tennessee State	-	-	-	-	-
11/17/18	at Kennesaw State	-	-	-	-	-

PEARSON'S 2017 GAME-BY-GAME

DATE	OPPONENT	REC	YDS	LNG	AVG	TD
8/26/17	vs. Chattanooga	- DNP -				
9/9/17	@Georgia Tech	- DNP -				
9/23/17	Liberty	- DNP -				
9/30/17	@Tennessee Tech	- DNP -				
10/7/17	@Austin Peay	- DNP -				
10/14/17	Eastern Kentucky	- DNP -				
10/21/17	@Eastern Illinois	- DNP -				
10/28/17	Southeast Missouri	- DNP -				
11/4/17	Murray State	- DNP -				
11/11/16	@UT Martin	- DNP -				
11/16/17	Tennessee State	0	0	0	0.0	-
12/2/17	Kennesaw State	- DNP -				



JASON PIERCE #85 P

6-3 • 215 • FR.

POWDER SPRINGS, GA.

HILL GROVE HS

• STATS FCS FOOTBALL NATIONAL FRESHMAN OF THE WEEK HONORABLE MENTION (9/10/18)
• OVC SPECIALIST OF THE WEEK (9/9/18)

2018: Made his Gamecock debut in the season opener against North Carolina A&T...punted six time for an average of 33.8 yards per punt and pinned NCA&T inside the 20 once...punted just three time versus Mississippi Valley State with an average of 47.7 yards per kick, highlighted by a 61-yard punt...had two punts spotted inside the 20 yard line...recorded five punts for an average of 39.8 yards in the OVC opener with Tennessee Tech...pinned TTU inside the 20 yard line on two occasions...matched a season-high with six punts for an average of 43.7...punted twice for an average of 45.5 yards, including a 52 yard punt on the road at Eastern Kentucky...had four punts for 164 yards, averaging 41 yards per punt against Eastern Illinois...recorded a pair of punts for 90 yards at Southeast Missouri...needed one punt at Murray State for 34 yards.

PIERCE'S CAREER STATS

PUNTING	G	NO.	YARDS	LG	AVG
2018	8	29	1186	61	40.9
TOTAL	8	29	1186	61	40.9

PIERCE'S CAREER HIGH GAME STATS

	NO.	OPPONENT	DATE
Punts	6	2x; last vs. Austin Peay	9/29/18
Punting Avg.	47.7	vs. Mississippi Valley State	8/9/18
Long Punt	61	vs. Mississippi Valley State	8/9/18

PIERCE'S 2018 GAME-BY-GAME

DATE	OPPONENT	NO.	YDS	AVG.	LNG	I-20	TB
8/25/18	North Carolina A&T	6	203	33.8	45	1	0
9/8/18	Mississippi Valley State	3	143	47.7	61	2	1
9/22/18	Tennessee Tech	5	199	39.8	51	2	1
9/29/18	Austin Peay	6	262	43.7	55	1	1
10/6/18	@Eastern Kentucky	2	91	45.5	52	2	0
10/13/18	Eastern Illinois	4	164	41.0	46	1	0
10/20/18	@Southeast Missouri	2	90	45.0	49	0	0
10/27/18	@Murray State	1	34	34.0	34	0	1
11/3/18	UT Martin	-	-	-	-	-	-
11/10/18	@Tennessee State	-	-	-	-	-	-
11/17/18	@Kennesaw State	-	-	-	-	-	-



LANDON **#82**
RICE **TE**
6-5 • 250 • R-SO.
ROME, GA.
CALHOUN HS/MISSISSIPPI GULF COAST CC

2018: Saw action in the season opener against North Carolina A&T...caught his first pass as a Gamecock versus Mississippi Valley State, finishing with three catches for 33 yards vs. MVSU...posted two catches for eight yards in the OVC opener with Tennessee Tech...recorded a catch for 16 yards in the Austin Peay game...turned in two catches for 16 yards at Eastern Kentucky...caught two catches, including a 36-yard grab against Eastern Illinois...recorded his first TD of his career with a 15-yard grab at Southeast Missouri...turned in one catch for 15 yards at Murray State.

RICE'S CAREER STATS							
REC	G	REC	YDS	TD	LG	REC/G	AVG/C
2018	8	13	150	1	36	1.6	11.5
TOTALS	8	13	150	1	36	1.6	11.5

RICE'S CAREER HIGH GAME STATS			
NO.	OPPONENT	DATE	
Receptions	3	vs. Mississippi Valley State	9/8/18
Receiving Yards	42	vs. Eastern Illinois	10/13/18
Receiving TDs	1	at Southeast Missouri	10/20/18
Long Play	36	vs. Eastern Illinois	10/13/18

RICE'S 2018 GAME-BY-GAME						
DATE	OPPONENT	REC	YDS	LNG	AVG	TD
8/25/18	vs. North Carolina A&T	0	0	0	0.0	0
9/8/18	Mississippi Valley State	3	33	22	11.0	0
9/22/18	Tennessee Tech	2	8	6	4.0	0
9/29/18	Austin Peay	1	16	16	16.0	0
10/6/18	at Eastern Kentucky	2	16	10	8.0	0
10/13/18	Eastern Illinois	2	42	36	21.0	0
10/20/18	at Southeast Missouri	2	20	15	10.0	1
10/27/18	at Murray State	1	15	15	15.0	0
11/3/18	UT Martin	-	-	-	-	-
11/10/18	at Tennessee State	-	-	-	-	-
11/17/18	at Kennesaw State	-	-	-	-	-



JOSEPH **#48**
ROBERTS **LB**
6-3 • 243 • R-SR.
TRUSSVILLE, ALA.
HEWITT-TRUSSVILLE HS/UAB

2018: Turned in three tackles in the season opener against North Carolina A&T, including a stop for a loss...made one stop, including a stop for a loss versus Mississippi Valley State...also credited with three QB hurries...recorded a tackle in the OVC opener with Tennessee Tech...played in the Austin Peay game...posted a pair of tackles on the road at Eastern Kentucky...turned in a sack against Eastern Illinois...started the Southeast Missouri game at Bandit for the Gamecocks, his the first start of the season...saw action at Murray State.

ROBERTS' CAREER STATS								
YEAR	G	UA	A	TOTAL	TFL	YDS	PD	FF
2015	13	4	9	13	2.0	9	0	1
2016	11	6	13	19	4.5	15	0	0
2017	12	3	4	7	3.5	20	0	0
2018	8	3	5	8	2.5	12	0	0
TOTAL	44	16	31	47	13.5	56	0	1

ROBERTS' CAREER HIGH GAME STATS			
NO.	OPPONENT	DATE	
Tackles	6	at Murray State	11/12/16
Tackles for loss	2.0	2x; last vs. Murray State	11/4/17
Sacks	1.0	4x; last vs. Eastern Illinois	10/13/18
FF	1	2x; last at UT Martin	11/11/17
FR	1	vs. Murray State	11/21/15
PBU	-	-	-

ROBERTS' 2018 GAME-BY-GAME							
DATE	OPPONENT	UT	AT	TT	TFL-YDS	SCKS-YDS	INT-YDS
8/25/18	vs. N.C. A&T	0	3	3	1.0-2	0-0	0-0
9/8/18	Miss. Valley State	0	1	1	0.5-1	0-0	0-0
9/22/18	Tennessee Tech	1	0	1	0-0	0-0	0-0
9/29/18	Austin Peay	0	0	0	0-0	0-0	0-0
10/6/18	at Eastern Kentucky	1	1	2	0-0	0-0	0-0
10/13/18	Eastern Illinois	1	0	1	1.0-9	1.0-9	0-0
10/20/18	at Southeast Missouri	0	0	0	0-0	0-0	0-0
10/27/18	at Murray State	0	0	0	0-0	0-0	0-0
11/3/18	UT Martin	-	-	-	-	-	-
11/10/18	at Tennessee State	-	-	-	-	-	-
11/17/18	at Kennesaw State	-	-	-	-	-	-

ROBERTS' 2017 GAME-BY-GAME							
DATE	OPPONENT	UT	AT	TT	TFL-YDS	SCKS-YDS	INT-YDS
8/26/17	vs. Chattanooga	0	0	0	0-0	0-0	0-0
9/9/17	@Georgia Tech	1	0	1	1.0-10	1.0-10	0-0
9/23/17	Liberty	0	0	0	0-0	0-0	0-0
9/30/17	@Tennessee Tech	0	0	0	0-0	0-0	0-0
10/7/17	@Austin Peay	0	1	1	0-0	0-0	0-0
10/14/17	Eastern Kentucky	0	0	0	0-0	0-0	0-0
10/21/17	@Eastern Illinois	0	0	0	0-0	0-0	0-0
10/28/17	Southeast Missouri	0	0	0	0-0	0-0	0-0
11/4/17	Murray State	2	0	2	2.0-9	1.0-7	0-0
11/11/17	@UT Martin	0	2	2	0.5-1	0-0	0-0
11/16/17	Tennessee State	0	1	1	0-0	0-0	0-0
12/2/17	Kennesaw State	0	0	0	0-0	0-0	0-0

ROBERTS' 2016 GAME-BY-GAME							
DATE	OPPONENT	UT	AT	TT	TFL-YDS	SCKS-YDS	INT-YDS
9/1/16	North Alabama	0	2	2	1.0-3	0.5-2	0-0
9/10/16	@LSU	0	2	2	0-0	0-0	0-0
9/17/16	Coastal Carolina	1	2	3	0.5-2	0-0	0-0
9/24/16	@Liberty	0	1	1	0-0	0-0	0-0
10/8/16	Tennessee Tech	0	0	0	0-0	0-0	0-0
10/15/16	Austin Peay	1	2	3	1.0-0	1.0-9	0-0
10/22/16	@Eastern Kentucky	-	-	-	-	-	-
10/29/16	Eastern Illinois	0	0	0	0-0	0-0	0-0
11/5/16	@Southeast Missouri	0	0	0	0-0	0-0	0-0
11/12/16	@Murray State	4	2	6	2.0-2	0-0	0-0
11/19/16	UT Martin	0	1	1	0-0	0-0	0-0
12/3/16	Youngstown State	0	1	1	0-0	0-0	0-0

ROBERTS' 2015 GAME-BY-GAME							
DATE	OPPONENT	UT	AT	TT	TFL-YDS	SCKS-YDS	INT-YDS
9/5/15	@Chattanooga	2	1	3	0-0	0-0	0-0
9/12/15	@Auburn	0	0	0	0-0	0-0	0-0
9/19/15	Tennessee State	1	1	2	1.0-1	0-0	0-0
9/26/15	@UT Martin	1	2	3	0-0	0-0	0-0
10/3/15	Miss. Valley State	0	2	2	0.5-2	0.5-2	0-0
10/17/15	@Tennessee Tech	0	2	2	0.5-6	0.5-6	0-0
10/24/15	@Austin Peay	-	-	-	-	-	-
10/31/15	Eastern Kentucky	-	-	-	-	-	-
11/7/15	@Eastern Illinois	0	0	0	0-0	0-0	0-0
11/14/15	Southeast Missouri	0	0	0	0-0	0-0	0-0
11/21/15	Murray State	0	0	0	0-0	0-0	0-0
12/5/15	Chattanooga	0	0	0	0-0	0-0	0-0
12/11/15	Charleston Southern	0	1	1	0-0	0-0	0-0
12/19/15	Sam Houston State	0	0	0	0-0	0-0	0-0
1/9/16	North Dakota State	0	0	0	0-0	0-0	0-0



RANDY **#93**

ROBINSON **DL**

6-2 • 305 • SR.

RIVERDALE, GA.

LOVEJOY HS

- 2018 PRESEASON ALL-AMERICAN
- 2018 PRESEASON ALL-OVC
- 2017 ALL-OVC SECOND TEAM
- 2016 ALL-OVC FIRST TEAM

2018: Posted four tackles, including 2.5 stops for a loss in the season opener against North Carolina A&T...also blocked a field goal in the second quarter...credited with two QB hurries versus Mississippi Valley State...finished with six tackles, including a stop for a loss in the OVC opener with Tennessee Tech...also blocked a Tech field goal... blocked Austin Peay's PAT attempt in the first quarter...posted two tackles and a QB hurry on the road at Eastern Kentucky...recorded a sack against Eastern Illinois and credited with two QB hurries...registered four stops and 1.5 TFLs at Southeast Missouri... blocked an extra point in the first quarter at Murray State, which was his fourth blocked kick this season, tying Taurean Rhetta (4 in 2007) for the school record for blocks in a season...also had three tackles and a QB hurry against the Racers.

ROBINSON'S CAREER STATS

YEAR	G	UA	A	TOTAL	TFL	YDS	PD	FF	FR
2015	13	7	18	24	2.5	7	0	0	1
2016	12	10	21	31	7.5	35	0	0	1
2017	12	15	20	35	5.5	40	0	0	0
2018	8	11	12	23	6.0	18	0	0	0
TOTAL	45	43	71	114	21.5	104	0	0	2

ROBINSON'S CAREER HIGH GAME STATS

NO.	OPPONENT	DATE
Tackles	6	3x; last vs. Tennessee Tech
Tackles for loss	2.5	vs. North Carolina A&T
Sacks	1.5	vs. Eastern Illinois
FF	1	vs. Murray State
FR	1	2x; last vs. Tennessee Tech
PBU	1	vs. Coastal Carolina

ROBINSON'S 2018 GAME-BY-GAME

DATE	OPPONENT	UT	AT	TT	TFL-YDS	SCKS-YDS	INT-YDS	BRK
8/25/18	vs. N.C. A&T	3	1	4	2.5-6	0.5-3	0-0	0
9/8/18	Miss. Valley State	0	0	0	0-0	0-0	0-0	0
9/22/18	Tennessee Tech	2	4	6	0.5-2	0-0	0-0	0
9/29/18	Austin Peay	1	2	3	0.5-3	0.5-3	0-0	0
10/6/18	at Eastern Kentucky	0	2	2	0-0	0-0	0-0	0
10/13/18	Eastern Illinois	1	0	1	1.0-5	1.0-5	0-0	0
10/20/18	at Southeast Missouri	1	3	4	1.5-2	0-0	0-0	0
10/27/18	at Murray State	3	0	3	0-0	0-0	0-0	0
11/3/18	UT Martin	-	-	-	-	-	-	-
11/10/18	at Tennessee State	-	-	-	-	-	-	-
11/17/18	at Kennesaw State	-	-	-	-	-	-	-

ROBINSON'S 2017 GAME-BY-GAME

DATE	OPPONENT	UT	AT	TT	TFL-YDS	SCKS-YDS	INT-YDS	BRK
8/26/17	vs. Chattanooga	0	1	1	0-0	0-0	0-0	0
9/9/17	@Georgia Tech	0	0	0	0-0	0-0	0-0	0
9/23/17	Liberty	0	5	5	0-0	0-0	0-0	0
9/30/17	@Tennessee Tech	1	1	2	0.5-2	0-0	0-0	0
10/7/17	@Austin Peay	1	1	2	0-0	0-0	0-0	0
10/14/17	Eastern Kentucky	0	2	2	0-0	0-0	0-0	0
10/21/17	@Eastern Illinois	1	1	2	0-0	0-0	0-0	0
10/28/17	Southeast Missouri	4	2	6	1.5-12	1.0-11	0-0	0
11/4/17	Murray State	1	1	2	1.0-8	1.0-8	0-0	0
11/11/17	@UT Martin	1	2	3	1.5-10	0.5-6	0-0	0
11/16/17	Tennessee State	1	3	4	1.0-8	1.0-8	0-0	0
12/2/17	Kennesaw State	5	1	6	0-0	0-0	0-0	0

ROBINSON'S 2016 GAME-BY-GAME

DATE	OPPONENT	UT	AT	TT	TFL-YDS	SCKS-YDS	INT-YDS	BRK
9/1/16	North Alabama	1	1	2	1.0-7	1.0-7	0-0	0
9/10/16	@LSU	9	2	2	0.5-1	0-0	0-0	0
9/17/16	Coastal Carolina	0	2	2	0.5-2	0-0	0-0	1
9/24/16	@Liberty	1	3	4	1.0-7	1.0-7	0-0	0
10/8/16	Tennessee Tech	0	2	2	0.5-5	0.5-5	0-0	0
10/15/16	Austin Peay	1	1	2	0-0	0-0	0-0	0
10/22/16	@Eastern Kentucky	1	0	1	0-0	0-0	0-0	0
10/29/16	Eastern Illinois	1	2	3	1.5-7	1.0-7	0-0	0
11/5/16	@Southeast Missouri	1	1	2	1.5-6	0-0	0-0	0
11/12/16	@Murray State	2	4	6	0-0	0-0	0-0	0
11/19/16	UT Martin	1	3	4	1.0-2	1.0-2	0-0	0
12/3/16	Youngstown State	1	0	1	0-0	0-0	0-0	0

ROBINSON'S 2015 GAME-BY-GAME

DATE	OPPONENT	UT	AT	TT	TFL-YDS	SCKS-YDS	INT-YDS	BRK
9/5/15	@Chattanooga	-	DNP	-	-	-	-	-
9/12/15	@Auburn	2	0	2	0-0	0-0	0-0	0
9/19/15	Tennessee State	0	1	1	0.5-1	0-0	0-0	0
9/26/15	@UT Martin	1	1	2	0-0	0-0	0-0	0
10/3/15	Miss. Valley State	0	3	3	1.0-2	0-0	0-0	0
10/17/15	@Tennessee Tech	-	DNP	-	-	-	-	-
10/24/15	@Austin Peay	0	1	1	0-0	0-0	0-0	0
10/31/15	Eastern Kentucky	2	1	3	0-0	0-0	0-0	0
11/7/15	@Eastern Illinois	0	2	2	0.5-2	0-0	0-0	0
11/14/15	Southeast Missouri	0	2	2	0.5-2	0.5-2	0-0	0
11/21/15	Murray State	1	1	2	0-0	0-0	0-0	0
12/5/15	Chattanooga	0	2	2	0-0	0-0	0-0	0
12/11/15	Charleston Southern	1	3	4	0-0	0-0	0-0	0
12/19/15	Sam Houston State	0	0	0	0-0	0-0	0-0	0
1/9/16	North Dakota State	0	1	0	0-0	0-0	0-0	0



C.J. **#85**

SAVAGE **WR**

5-9 • 165 • R-JR.

PIEDMONT, ALA.

PIEDMONT HS/WEST ALABAMA

2018: Made his Gamecock debut in the season opener against North Carolina A&T on special teams with three punt returns...also had one catch for four yards versus the Aggies...did not play versus Mississippi Valley State, Tennessee Tech and Austin Peay...missed the road game at Eastern Kentucky and home contest with Eastern Illinois...missed the SEMO and Murray State game.

SAVAGE'S CAREER STATS

REC	G	REC	YDS	TD	LG	REC/G	AVG/C	AVG/G
2018	1	1	4	0	4	1.0	4.0	4.0
TOTALS	1	1	4	0	4	1.0	4.0	4.0

SAVAGE'S CAREER STATS

KICKOFF RET.	NO.	YDS	AVG.	TD	LG.
2018	3	-1	-1.0	0	3
TOTALS	3	-1	-1.0	0	3

SAVAGE'S CAREER HIGH GAME STATS

NO.	OPPONENT	DATE
Receptions	1	vs. North Carolina A&T
Receiving Yards	4	vs. North Carolina A&T
Receiving TDs	-	-
Long Play	4	vs. North Carolina A&T
Long Punt Return	3	vs. North Carolina A&T
Punt Return for TD	-	-

SAVAGE'S 2018 GAME-BY-GAME

DATE	OPPONENT	REC	YDS	LNG	AVG	TD
8/25/18	vs. North Carolina A&T	1	4	4.0	4.0	0
9/8/18	Mississippi Valley State	-	DNP	-	-	-
9/22/18	Tennessee Tech	-	DNP	-	-	-
9/29/18	Austin Peay	-	DNP	-	-	-
10/6/18	at Eastern Kentucky	-	DNP	-	-	-
10/13/18	Eastern Illinois	-	DNP	-	-	-
10/20/18	at Southeast Missouri	-	DNP	-	-	-
10/27/18	at Murray State	-	DNP	-	-	-
11/3/18	UT Martin	-	-	-	-	-
11/10/18	at Tennessee State	-	-	-	-	-
11/17/18	at Kennesaw State	-	-	-	-	-

SAVAGE'S 2018 GAME-BY-GAME						
DATE	OPPONENT	P	YDS	TD	LG	AP
8/25/18	vs. North Carolina A&T	3	-1	0	3	-1
9/8/18	Mississippi Valley State	- DNP -				
9/22/18	Tennessee Tech	- DNP -				
9/29/18	Austin Peay	- DNP -				
10/6/18	@Eastern Kentucky	- DNP -				
10/13/18	Eastern Illinois	- DNP -				
10/20/18	@Southeast Missouri	- DNP -				
10/27/18	@Murray State	- DNP -				
11/3/18	UT Martin	-	-	-	-	-
11/10/18	@Tennessee State	-	-	-	-	-
11/17/18	@Kennesaw State	-	-	-	-	-



LANDON SMITH #83 WR

5-8 • 170 • R-JR.

MORRIS ALA.

MORTIMER JORDAN HS

2018: Turned in a pair of catches for 17 in the season opener against North Carolina A&T...tallied two catches for 23 yards versus Mississippi Valley State...recorded a six yard catch in the OVC opener with Tennessee Tech...played in the Austin Peay game and in the road contest at Eastern Kentucky...saw action against Eastern Illinois and at Southeast Missouri...played against Murray State.

SMITH'S CAREER STATS

REC	G	REC	YDS	TD	LG	REC/G	AVG/C	AVG/G
2017	9	5	45	0	15	0.6	9.0	5.0
2018	8	5	46	0	14	0.6	9.2	5.8
TOTAL	17	10	91	0	15	0.6	9.1	5.4

SMITH'S CAREER HIGH GAME STATS

	NO.	OPPONENT	DATE
Receptions	2	3x; last vs. Mississippi Valley State	9/8/18
Receiving Yards	23	vs. Mississippi Valley State	9/8/18
Receiving TDs	-	-	-
Long Play	15	vs. Tennessee Tech	9/30/17

SMITH'S 2018 GAME-BY-GAME

DATE	OPPONENT	REC	YDS	LNG	AVG	TD
8/25/18	vs. North Carolina A&T	2	17	13	8.5	0
9/8/18	Mississippi Valley State	2	23	14	11.5	0
9/22/18	Tennessee Tech	1	6	6	6.0	0
9/29/18	Austin Peay	0	0	0	0.0	0
10/6/18	at Eastern Kentucky	0	0	0	0.0	0
10/13/18	Eastern Illinois	0	0	0	0.0	0
10/20/18	at Southeast Missouri	0	0	0	0.0	0
10/27/18	at Murray State	0	0	0	0.0	0
11/3/18	UT Martin	-	-	-	-	-
11/10/18	at Tennessee State	-	-	-	-	-
11/17/18	at Kennesaw State	-	-	-	-	-

SMITH'S 2017 GAME-BY-GAME

DATE	OPPONENT	REC	YDS	LNG	AVG	TD
8/26/17	vs. Chattanooga	0	0	0	0.0	0
9/9/17	@Georgia Tech	- DNP -				
9/23/17	Liberty	1	8	8	8.0	0
9/30/17	@Tennessee Tech	1	15	15	15.0	0
10/7/17	@Austin Peay	2	18	13	9.0	0
10/14/17	Eastern Kentucky	1	4	4	4.0	0
10/21/17	@Eastern Illinois	- DNP -				
10/28/17	Southeast Missouri	0	0	0	0.0	0
11/4/17	Murray State	0	0	0	0.0	0
11/11/17	@UT Martin	- DNP -				
11/16/17	Tennessee State	0	0	0	0.0	0
12/2/17	Kennesaw State	0	0	0	0.0	0



CADE STINNETT #19 PK/P

6-1 • 270 • R-SR.

ENTERPRISE, ALA.

ENTERPRISE HS

- 2018 PRESEASON ALL-OVC
- 2017 ALL-OVC SECOND TEAM

2018: Connected on the first points of the season with a 23 yard field goal in the second quarter of the season opener against North Carolina A&T...also handled kickoff duties, averaged 62.7 yards per kick...was a perfect 7-for-7 in PATs versus Mississippi Valley State...drilled two field goals (30, 45) in the OVC opener with Tennessee Tech...made six PATs in the Austin Peay game...a perfect 8-for-8 in PATs at Eastern Kentucky...converted all seven PATs against Eastern Illinois...made two PATs at Southeast Missouri...tallied six points on PATs at Murray State.

STINNETT'S CAREER STATS

SCORING	G	TD	RUSH	PASS	RETN	PAT	2PAT	FG	TOTAL	AVG/G
2015	6	-	-	-	-	5		3	8	1.3
2016	12					37		36	73	6.1
2017	12	-	-	-	-	38		13	77	6.4
2018	8	-	-	-	-	44	-	3	53	6.6
TOTAL	37	-	-	-	-	124	-	55	205	5.5

FG	G	ATT	MADE	LG	PCT
2015	6	1	1	22	1.000
2016	12	19	12	48	.632
2017	12	18	13	50	.722
2018	8	7	3	45	.429
TOTAL	37	45	29	50	.644

STINNETT'S CAREER HIGH GAME STATS

	NO.	OPPONENT	DATE
FG Attempts	4	vs. Southeast Missouri	10/28/17
FG Made	3	vs. Southeast Missouri	10/28/17
Long	50	at Eastern Illinois	10/21/17
Points	12	vs. Tennessee Tech	9/22/18

STINNETT'S 2018 FIELD GOAL SEQUENCE (MADE/MISSED)

DATE	OPPONENT	FGM	FGA	LNG	FG SEQ.
8/25/18	vs. North Carolina A&T	1	3	23	23, 51, 41
9/8/18	Miss. Valley State	0	0	-	-
9/22/18	Tennessee Tech	-	2	2	45
9/29/18	Austin Peay	-	0	0	-
10/6/18	@Eastern Kentucky	-	0	0	-
10/13/18	Eastern Illinois	-	0	0	-
10/20/18	@Southeast Missouri	-	0	1	25
10/27/18	@Murray State	-	0	1	38
11/3/18	UT Martin	-	-	-	-
11/10/18	@Tennessee State	-	-	-	-
11/17/18	@Kennesaw State	-	-	-	-

STINNETT'S 2017 FIELD GOAL SEQUENCE (MADE/MISSED)

DATE	OPPONENT	FGM	FGA	LNG	FG SEQ.
8/26/17	vs. Chattanooga	2	2	31	31, 23
9/9/17	@Georgia Tech	1	1	27	27
9/23/17	Liberty	1	1	49	49
9/30/17	@Tennessee Tech	0	0	-	-
10/7/17	@Austin Peay	0	0	-	-
10/14/17	Eastern Kentucky	2	2	46	24, 46
10/21/17	@Eastern Illinois	1	2	50	49, 50, 52
10/28/17	Southeast Missouri	3	4	39	22, 44, 39, 36
11/4/17	Murray State	1	1	40	40
11/11/17	@UT Martin	0	1	-	18
11/16/17	Tennessee State	2	3	33	19, 36, 33
12/2/17	Kennesaw State	-	-	-	-

STINNETT'S 2016 FIELD GOAL SEQUENCE (MADE/MISSED)

DATE	OPPONENT	FGM	FGA	LNG	FG SEQ.
9/1/16	North Alabama	1	1	23	23
9/10/16	@LSU	2	2	33	30, 33
9/17/16	Coastal Carolina	0	1	41	41
9/24/16	@Liberty	-	-	-	-
10/8/16	Tennessee Tech	2	3	39	38, 39, 23
10/15/16	Austin Peay	0	1	-	49
10/22/16	@Eastern Kentucky	1	3	25	36, 41, 25
10/29/16	Eastern Illinois	2	2	48	32, 48
11/5/16	@Southeast Missouri	1	2	45	45, 36
11/12/16	@Murray State	0	1	-	43
11/19/16	UT Martin	2	2	41	28, 41
12/3/16	Youngstown State	1	1	34	34

STINNETT'S 2015 FIELD GOAL SEQUENCE (MADE/MISSED)

DATE	OPPONENT	FGM	FGA	LNG	FG SEQ.
9/5/15	@Chattanooga	-	-	-	-
9/12/15	@Auburn	-	-	-	-
9/19/15	Tennessee State	1	1	22	22
9/26/15	@UT Martin	-	-	-	-
10/3/15	Miss. Valley State	-	-	-	-
10/17/15	@Tennessee Tech	-	-	-	-
10/24/15	@Austin Peay	-	-	-	-
10/31/15	Eastern Kentucky	-	-	-	-
11/7/15	@Eastern Illinois	-	-	-	-
11/14/15	Southeast Missouri	-	-	-	-
11/21/15	Murray State	-	-	-	-
12/5/15	Chattanooga	-	-	-	-
12/11/15	Charleston Southern	-	-	-	-
12/19/15	Sam Houston State	-	-	-	-
1/9/16	North Dakota State	-	-	-	-



QUAN **#35**
STOUEMIRE **LB**
6-1 • 230 • R-SR.
OPP, ALA.
OPP HS

2018: Finished with five tackles and credited with two QB hurries in the season opener against North Carolina A&T...posted two tackles, including a stop for a loss versus Mississippi Valley State...turned in six total tackles in the OVC opener with Tennessee Tech...also had a sack in the contest...led JSU with nine tackles in the Austin Peay game, including 1.5 stops for a loss...led JSU in tackles on the road at Eastern Kentucky with six stops...recorded three tackles and a QB hurry against Eastern Illinois...turned in three tackles at Southeast Missouri...finished with four tackles, including a sack at Murray State.

STOUEMIRE'S CAREER STATS

YEAR	G	UA	A	TOTAL	TFL	YDS	PD	FF	FR
2015	12	12	10	22	4.0	11	0	0	0
2016	12	17	37	54	4.5	17	3	0	0
2017	12	28	33	61	5.5	21	3	0	0
2018	8	16	22	38	4.5	20	0	0	0
TOTAL	44	73	102	175	18.5	70	6	0	0

STOUEMIRE'S CAREER HIGH GAME STATS

	NO.	OPPONENT	DATE
Tackles	10	vs. UT Martin	11/19/16
Tackles for loss	2.5	vs. Mississippi Valley State	10/3/15
Sacks	1.0	2x; last at Murray State	10/28/16
FF	-	-	-
PBU	2	vs. Youngstown State	12/3/16

STOUEMIRE'S 2018 GAME-BY-GAME

DATE	OPPONENT	UT	AT	TT	TFL-YDS	SCKS-YDS	INT-YDS	BRK
8/25/18	vs. N.C. A&T	3	2	5	0-0	0-0	0-0	0
9/8/18	Miss. Valley State	0	2	2	0.5-1	0-0	0-0	0
9/22/18	Tennessee Tech	4	2	6	1.5-3	1.0-3	0-0	9
9/29/18	Austin Peay	6	3	9	1.5-4	0-0	0-0	0
10/6/18	at Eastern Kentucky	1	5	6	0-0	0-0	0-0	0
10/13/18	Eastern Illinois	0	3	3	0-0	0-0	0-0	0
10/20/18	at Southeast Missouri	1	2	3	0-0	0-0	0-0	0
10/27/18	at Murray State	1	3	4	1.0-12	1.0-12	0-0	0
11/3/18	UT Martin	-	-	-	-	-	-	-
11/10/18	at Tennessee State	-	-	-	-	-	-	-
11/17/18	at Kennesaw State	-	-	-	-	-	-	-

STOUEMIRE'S 2017 GAME-BY-GAME

DATE	OPPONENT	UT	AT	TT	TFL-YDS	SCKS-YDS	INT-YDS	BRK
8/26/17	vs. Chattanooga	6	3	9	0.5-1	0-0	0-0	1
9/9/17	@Georgia Tech	4	0	4	0-0	0-0	0-0	1
9/23/17	Liberty	1	4	5	0-0	0-0	0-0	0
9/30/17	@Tennessee Tech	3	1	4	1.0-2	0-0	0-0	0
10/7/17	@Austin Peay	0	6	6	0-0	0-0	0-0	1
10/14/17	Eastern Kentucky	2	3	5	1.0-4	0-0	0-0	0
10/21/17	@Eastern Illinois	1	1	2	1.0-2	0-0	0-0	0
10/28/17	Southeast Missouri	1	4	5	0.5-1	0-0	0-0	0
11/4/17	Murray State	4	1	5	1.0-4	0-0	0-0	0
11/11/17	@UT Martin	4	4	8	0-0	0-0	0-0	0
11/16/17	Tennessee State	1	4	5	0.5-7	0.5-7	0-0	0
12/2/17	Kennesaw State	1	2	3	0-0	0-0	0-0	0

STOUEMIRE'S 2016 GAME-BY-GAME

DATE	OPPONENT	UT	AT	TT	TFL-YDS	SCKS-YDS	INT-YDS	BRK
9/1/16	North Alabama	1	6	7	0.5-1	0-0	0-0	0
9/10/16	@LSU	0	3	3	0.5-0	0-0	0-0	0
9/17/16	Coastal Carolina	1	2	3	0-0	0-0	0-0	0
9/24/16	@Liberty	0	1	1	0-0	0-0	0-0	0
10/8/16	Tennessee Tech	1	2	3	1.0-9	1.0-9	0-0	0
10/15/16	Austin Peay	1	4	5	0.5-2	0-0	0-0	0
10/22/16	@Eastern Kentucky	0	5	5	0-0	0-0	0-0	0
10/29/16	Eastern Illinois	0	1	1	0-0	0-0	0-0	0
11/5/16	@Southeast Missouri	1	4	4	0-0	0-0	0-0	0
11/12/16	@Murray State	3	5	8	1.0-4	0-0	0-0	0
11/19/16	UT Martin	7	3	10	0.5-0	0-0	0-0	1
12/3/16	Youngstown State	2	1	3	0.5-1	0-0	0-0	2

STOUEMIRE'S 2015 GAME-BY-GAME

DATE	OPPONENT	UT	AT	TT	TFL-YDS	SCKS-YDS	INT-YDS	BRK
9/5/15	@Chattanooga	-	DNP	-	-	-	-	-
9/12/15	@Auburn	0	0	0	0-0	0-0	0-0	0
9/19/15	Tennessee State	0	2	2	0-0	0-0	0-0	0
9/26/15	@UT Martin	1	1	2	0-0	0-0	0-0	0
10/3/15	Miss. Valley St.	3	2	5	2.5-3	0-0	0-0	0
10/17/15	@Tennessee Tech	1	1	2	0-0	0-0	0-0	0
10/24/15	@Austin Peay	1	1	2	0-0	0-0	0-0	0
10/31/15	Eastern Kentucky	0	1	1	0-0	0-0	0-0	0
11/7/15	@Eastern Illinois	-	DNP	-	-	-	-	-
11/14/15	Southeast Missouri	2	0	1	1.0-6	0-0	0-0	0
11/21/15	Murray State	0	1	1	0.5-2	0-0	0-0	0
12/5/15	Chattanooga	0	0	0	0-0	0-0	0-0	0
12/11/15	Charleston Southern	-	DNP	-	-	-	-	-
12/19/15	Sam Houston State	2	0	2	0-0	0-0	0-0	0
1/9/16	North Dakota State	2	1	3	0-0	0-0	0-0	0



TRAMEL **#1**
TERRY **RB**
6-0 • 210 • R-SR.
GOOSE CREEK, S.C.
GOOSE CREEK HS/GEORGIA

• 2017 OVC NEWCOMER TEAM

2018: Did not play in the season opener against North Carolina A&T and versus Mississippi Valley State...made his 2018 debut in the OVC with Tennessee Tech...carried the ball eight times for 28 yards...also had two catches for 33 yards vs. TTU...turned in 27 yards on seven carries in the Austin Peay game...had 54 yards on 10 carries on the road at Eastern Kentucky...netted seven yards on five carries against Eastern Illinois...saw limited action at Southeast Missouri...missed the Murray State game.

TERRY'S CAREER STATS

RUSHING	G	ATT	YDS	TD	LG	AVG/C	AVG/G
2017	12	97	454	4	46	4.4	35.8
2018	5	31	126	0	12	4.1	25.2
TOTAL	16	128	556	4	46	4.3	32.7


TERRY'S CAREER HIGH GAME STATS

	NO.	OPPONENT	DATE
Rush Attempts	21	at Eastern Illinois	10/21/17
Rush Yards	84	at Eastern Illinois	10/21/17
Rush TD's	1	4x; last vs. Tennessee State	11/16/17
Receptions	1	vs. Chattanooga	8/26/17
Rec. Yards	6	vs. Chattanooga	8/26/17
Rec. TD's	-	-	-

TERRY'S 2018 GAME-BY-GAME

DATE	OPPONENT	RUSH	YDS	AVG	TD	TD RUNS
8/25/18	vs. North Carolina A&T	-	DNP	-	-	-
9/8/18	Mississippi Valley State	-	DNP	-	-	-
9/22/18	Tennessee Tech	8	38	4.8	0	-
9/29/18	Austin Peay	7	27	3.9	0	-
10/6/18	@ Eastern Kentucky	10	54	5.4	0	-
10/13/18	Eastern Illinois	5	7	1.4	0	-
10/20/18	@ Southeast Missouri	1	0	0.0	0	-
10/27/18	@ Murray State	-	DNP	-	-	-
11/3/18	UT Martin	-	-	-	-	-
11/10/18	@ Tennessee State	-	-	-	-	-
11/17/18	@ Kennesaw State	-	-	-	-	-

TERRY'S 2017 GAME-BY-GAME						
DATE	OPPONENT	RUSH	YDS	AVG	TD	TD RUNS
8/26/17	vs. Chattanooga	3	1	0.3	0	-
9/9/17	@Georgia Tech	2	3	1.5	0	-
9/23/17	Liberty	7	17	2.4	0	-
9/30/17	@Tennessee Tech	3	17	5.7	1	3
10/7/17	@Austin Peay	10	48	4.8	0	-
10/14/17	Eastern Kentucky	6	49	8.2	0	-
10/21/17	@Eastern Illinois	21	84	4.0	1	5
10/28/17	Southeast Missouri	8	38	4.8	0	-
11/4/17	Murray State	5	67	13.4	1	5
11/11/17	@UT Martin	15	61	4.2	0	-
11/16/17	Tennessee State	13	44	3.4	1	8
12/2/17	Kennesaw State	2	0	0.0	0	-



JUSTIN THOMAS-THORNTON

#4

DE

6-5 • 250 • R-SR.

PRICHARD, ALA.

VIGOR HS/AUBURN

2018: Credited with a QB hurry in the season opener against North Carolina A&T...made two solo tackles versus Mississippi Valley State...recorded a tackle and forced a fumble in the OVC opener with Tennessee Tech...played in the Austin Peay game...made one stop in the road game at Eastern Kentucky...saw action against Eastern Illinois and at Southeast Missouri...credited with a sack at Murray State.

THOMAS-THORNTON'S CAREER STATS								
YEAR	G	UA	A	TOTAL	TFL	YDS	PD	FF
2017	11	6	9	15	4.0	16	0	1
2018	8	3	2	5	0.5	0	0	1
TOTAL	19	9	11	20	4.4	16	0	2

THOMAS-THORNTON'S CAREER HIGH GAME STATS

	NO.	OPPONENT	DATE
Tackles	3	vs. Murray State	11/4/17
Tackles for loss	1.5	vs. Murray State	11/4/17
Sacks	1.0	vs. Tennessee Tech	10/8/16
FF	1	2x; last vs. Tennessee Tech	9/22/18
PBU	-	-	-

THOMAS-THORNTON'S 2018 GAME-BY-GAME

DATE	OPPONENT	UT	AT	TT	TFL-YDS	SCKS-YDS	INT-YDS	BRK
8/25/18	vs. N.C. A&T	0	0	0	0-0	0-0	0-0	0
9/8/18	Miss. Valley State	2	0	2	0-0	0-0	0-0	0
9/22/18	Tennessee Tech	1	0	1	0-0	0-0	0-0	0
9/29/18	Austin Peay	0	0	0	0-0	0-0	0-0	0
10/6/18	@ Eastern Kentucky	0	1	1	0-0	0-0	0-0	0
10/13/18	Eastern Illinois	0	0	0	0-0	0-0	0-0	0
10/20/18	@ Southeast Missouri	0	0	0	0-0	0-0	0-0	0
10/27/18	@ Murray State	0	1	1	0.5-0	0.5-0	0-0	0
11/3/18	UT Martin	-	-	-	-	-	-	-
11/10/18	@ Tennessee State	-	-	-	-	-	-	-
11/17/18	@ Kennesaw State	-	-	-	-	-	-	-

THOMAS-THORNTON'S 2017 GAME-BY-GAME

DATE	OPPONENT	UT	AT	TT	TFL-YDS	SCKS-YDS	INT-YDS	BRK
8/26/17	vs. Chattanooga	0	0	0	0-0	0-0	0-0	0
9/9/17	@Georgia Tech	0	1	1	0-0	0-0	0-0	0
9/23/17	Liberty	0	2	2	0-0	0-0	0-0	0
9/30/17	@Tennessee Tech	1	1	2	0.5-0	0-0	0-0	0
10/7/17	@Austin Peay	0	1	1	0-0	0-0	0-0	0
10/14/17	Eastern Kentucky	1	0	1	1.0-4	0-0	0-0	0
10/21/17	@Eastern Illinois	1	0	1	0-0	0-0	0-0	0
10/28/17	Southeast Missouri	0	2	2	0-0	0-0	0-0	0
11/4/17	Murray State	2	1	3	1.5-7	0.5-3	0-0	0
11/11/17	@UT Martin	1	0	1	1.0-5	0-0	0-0	0
11/16/17	Tennessee State	-	DNP	-	-	-	-	-
12/2/17	Kennesaw State	0	1	1	0-0	0-0	0-0	0



TRE' THREAT

#2

DE

6-2 • 250 • JR.

MOBILE, ALA.

SPANISH FORT HS/AUBURN

2018: Made his JSU debut in the season opener against North Carolina A&T...posted a stop for a loss in the Mississippi Valley State contest...recorded his first career sack in the OVC opener with Tennessee Tech...finished with two tackles in the Austin Peay game, including a stop for a loss...played in the road contest at Eastern Kentucky...turned in a tackle for a loss against Eastern Illinois...posted three tackles, including a stop for a loss at Southeast Missouri...saw action at Murray State.

THREAT'S CAREER STATS

TACKLES	G	UA	A	TOTAL	TFL	YDS	PD	FF	FR
2018	8	4	5	9	4.5	19	0	0	0
TOTAL	8	4	5	9	4.5	19	0	0	0

THREAT'S CAREER HIGH GAME STATS

	NO.	OPPONENT	DATE
Tackles	3	at Southeast Missouri	10/20/18
Tackles for loss	1.0	4x; last at Southeast Missouri	10/20/18
Sacks	1.0	vs. Tennessee Tech	9/22/18
FF	-	-	-
PB	-	-	-
INT	-	-	-

THREAT'S 2018 GAME-BY-GAME

DATE	OPPONENT	UT	AT	TT	TFL-YDS	SCKS-YDS	INT-YDS	BRK
8/25/18	vs. N.C. A&T	0	0	0	0-0	0-0	0-0	0
9/8/18	Miss. Valley State	0	1	1	0.5-2	0-0	0-0	0
9/22/18	Tennessee Tech	1	1	2	1.0-7	1.0-7	0-0	0
9/29/18	Austin Peay	1	1	2	1.0-1	0-0	0-0	0
10/6/18	@ Eastern Kentucky	0	0	0	0-0	0-0	0-0	0
10/13/18	Eastern Illinois	1	0	1	1.0-5	0-0	0-0	0
10/20/18	@ Southeast Missouri	1	2	3	1.0-4	0-0	0-0	0
10/27/18	@ Murray State	0	0	0	0-0	0-0	0-0	0
11/3/18	UT Martin	-	-	-	-	-	-	-
11/10/18	@ Tennessee State	-	-	-	-	-	-	-
11/17/18	@ Kennesaw State	-	-	-	-	-	-	-



LI'CEDRIC VARNER

#26

SLB

5-11 • 195 • SO.

GREENSBORO, ALA.

GREENSBORO HS

2018: Saw action in the season opener against North Carolina A&T and the home debut versus Mississippi Valley State...played in the OVC opener with Tennessee Tech...made one stop in the Austin Peay game...saw action in the road contest at Eastern Kentucky...turned in one tackle against Eastern Illinois...played at Southeast Missouri...missed the Murray State game.

VARNER'S CAREER STATS

TACKLES	G	UA	A	TOTAL	TFL	YDS	PD	FF	FR
2017	7	4	2	6	0-0	0-0	0	0	0
2018	7	2	0	2	0-0	0-0	0	0	0
TOTAL	14	6	2	8	0-0	0-0	0	0	0

VARNER'S CAREER HIGH GAME STATS

	NO.	OPPONENT	DATE
Tackles	1	2x; last vs. Eastern Illinois	10/13/18
Tackles for loss	-	-	-
Sacks	-	-	-
FF	-	-	-
PB	-	-	-
INT	-	-	-

VARNER'S 2018 GAME-BY-GAME

DATE	OPPONENT	UT	AT	TT	TFL-YDS	SCKS-YDS	INT-YDS	BRK
8/25/18	vs. N.C. A&T	0	0	0	0-0	0-0	0-0	0
9/8/18	Miss. Valley State	0	0	0	0-0	0-0	0-0	0
9/22/18	Tennessee Tech	0	0	0	0-0	0-0	0-0	0
9/29/18	Austin Peay	1	0	1	0-0	0-0	0-0	0
10/6/18	at Eastern Kentucky	0	0	0	0-0	0-0	0-0	0
10/13/18	Eastern Illinois	1	0	1	0-0	0-0	0-0	0
10/20/18	at Southeast Missouri	0	0	0	0-0	0-0	0-0	0
10/27/18	at Murray State	-	DNP	-	-	-	-	-
11/3/18	UT Martin	-	-	-	-	-	-	-
11/10/18	at Tennessee State	-	-	-	-	-	-	-
11/17/18	at Kennesaw State	-	-	-	-	-	-	-

VARNER'S 2017 GAME-BY-GAME

DATE	OPPONENT	UT	AT	TT	TFL-YDS	SCKS-YDS	INT-YDS	BRK
8/26/17	vs. Chattanooga	0	0	0	0-0	0-0	0-0	0
9/9/17	@Georgia Tech	0	0	0	0-0	0-0	0-0	0
9/23/17	Liberty	1	0	1	0-0	0-0	0-0	0
9/30/17	@Tennessee Tech	2	0	2	0-0	0-0	0-0	0
10/7/17	@Austin Peay	1	1	2	0-0	0-0	0-0	0
10/14/17	Eastern Kentucky	0	0	0	0-0	0-0	0-0	0
10/21/17	@Eastern Illinois	-	DNP	-	-	-	-	-
10/28/17	Southeast Missouri	-	DNP	-	-	-	-	-
11/4/17	Murray State	-	DNP	-	-	-	-	-
11/11/17	@UT Martin	-	DNP	-	-	-	-	-
11/16/17	Tennessee State	0	1	1	0-0	0-0	0-0	0
12/2/17	Kennesaw State	-	DNP	-	-	-	-	-



CHRISTIAN WAFFORD

#32

SLB

5-11 • 200 • R-JR.

FAYETTEVILLE, GA.

WHITEWATER HS

2018: Collected his first career interception in the season opener against North Carolina A&T...finished with three tackles in the contest...recorded a tackle and a pass break up versus Mississippi Valley State...turned in five tackles, including 2.5 for stops for a loss in the OVC opener with Tennessee Tech...recovered a TTU fumble in the second half of the contest...matched his career high in tackles with six in the Austin Peay game...also had 1.5 stops for a loss...posted five tackles with 1.5 for a loss in the road contest at Eastern Kentucky...recorded three tackles, including a sack against Eastern Illinois...finished with four tackles at Southeast Missouri...saw action at Murray State.

WAFFORD'S CAREER STATS

TACKLES	G	UA	A	TOTAL	TFL	YDS	PD	FF	FR
2016	6	5	0	5	0	0	0	0	0
2017	11	17	12	29	5.0	18	1	0	0
2018	8	16	11	27	6.5	23	3	0	1
TOTAL	25	38	23	61	11.5	41	4	0	1

WAFFORD'S CAREER HIGH GAME STATS

	NO.	OPPONENT	DATE
Tackles	6	2x; last vs. Austin Peay	9/29/18
Tackles for loss	2.5	vs. Tennessee Tech	9/22/18
Sacks	1.0	vs. Eastern Illinois	10/13/18
FF	-	-	-
FR	1	vs. Tennessee Tech	9/22/18
PB	1	3x; last vs. Mississippi Valley State	9/8/18
INT	1	vs. North Carolina A&T	8/25/18

WAFFORD'S 2018 GAME-BY-GAME

DATE	OPPONENT	UT	AT	TT	TFL-YDS	SCKS-YDS	INT-YDS	BRK
8/25/18	vs. N.C. A&T	2	1	3	0-0	0-0	1-0	1
9/8/18	Miss. Valley State	1	0	1	0-0	0-0	0-0	1
9/22/18	Tennessee Tech	4	1	5	2.5-4	0-0	0-0	1
9/29/18	Austin Peay	4	2	6	1.5-6	0-0	0-0	0
10/6/18	at Eastern Kentucky	2	3	5	1.5-5	0-0	0-0	0
10/13/18	Eastern Illinois	1	2	3	1.0-8	1.0-8	0-0	0
10/20/18	at Southeast Missouri	2	2	4	0-0	0-0	0-0	0
10/27/18	at Murray State	0	0	0	0-0	0-0	0-0	0
11/3/18	UT Martin	-	-	-	-	-	-	-
11/10/18	at Tennessee State	-	-	-	-	-	-	-
11/17/18	at Kennesaw State	-	-	-	-	-	-	-

WAFFORD'S 2017 GAME-BY-GAME

DATE	OPPONENT	UT	AT	TT	TFL-YDS	SCKS-YDS	INT-YDS	BRK
8/26/17	vs. Chattanooga	3	0	3	1.0-1	0-0	0-0	0
9/9/17	@Georgia Tech	3	0	3	0-0	0-0	0-0	0
9/23/17	Liberty	0	4	4	0.5-3	0-0	0-0	0
9/30/17	@Tennessee Tech	2	1	3	1.0-2	0-0	0-0	1
10/7/17	@Austin Peay	1	5	6	1.5-9	0-0	0-0	0
10/14/17	Eastern Kentucky	0	5	5	0.5-0	0-0	0-0	0
10/21/17	@Eastern Illinois	1	0	1	0-0	0-0	0-0	0
10/28/17	Southeast Missouri	-	DNP	-	-	-	-	-
11/4/17	Murray State	0	0	0	0-0	0-0	0-0	0
11/11/17	@UT Martin	3	0	3	1.0-3	0-0	0-0	0
11/16/17	Tennessee State	1	1	2	0-0	0-0	0-0	0
12/2/17	Kennesaw State	2	1	3	0-0	0-0	0-0	0

WAFFORD'S 2016 GAME-BY-GAME

DATE	OPPONENT	UT	AT	TT	TFL-YDS	SCKS-YDS	INT-YDS	BRK
9/1/16	North Alabama	-	DNP	-	-	-	-	-
9/10/16	@LSU	-	DNP	-	-	-	-	-
9/17/16	Coastal Carolina	-	DNP	-	-	-	-	-
9/24/16	@Liberty	-	DNP	-	-	-	-	-
10/8/16	Tennessee Tech	0	0	0	0-0	0-0	0-0	0
10/15/16	Austin Peay	-	DNP	-	-	-	-	-
10/22/16	@Eastern Kentucky	-	DNP	-	-	-	-	-
10/29/16	Eastern Illinois	0	0	0	0-0	0-0	0-0	0
11/5/16	@Southeast Missouri	0	0	0	0-0	0-0	0-0	0
11/12/16	@Murray State	3	0	3	0-0	0-0	0-0	0
11/19/16	UT Martin	1	0	1	0-0	0-0	0-0	0
12/3/16	Youngstown State	1	0	1	0-0	0-0	0-0	0



DENZIL **#8**
WARE **DE**
6-2 • 245 • SR.
OPP, ALA.
OPP HS/KENTUCKY

2018: Made his Gamecock debut with three tackles in the season opener against North Carolina A&T...recorded a stop for a loss and credited with a QB hurry versus the Aggies...recorded a stop for a loss in the Mississippi Valley State contest...posted a season-high four tackles in the OVC opener with Tennessee Tech...turned in three tackles, including a sack in the Austin Peay game...made a pair of stops in the road contest at Eastern Kentucky along with a stop for a loss...registered a sack in the Eastern Illinois game...made one stop at Southeast Missouri...recorded a tackle and a QB hurry at Murray State.

WARE'S CAREER STATS									
TACKLES	G	UA	A	TOTAL	TFL	YDS	PD	FF	FR
2018	8	5	11	16	3.0	13	0	0	0
TOTAL	8	5	11	16	3.0	13	0	0	0

WARE'S CAREER HIGH GAME STATS					
	NO.	OPPONENT	DATE		
Tackles	4	vs. Tennessee Tech	9/22/18		
Tackles for loss	0.5	4x; last at Eastern Kentucky	10/6/18		
Sacks	1.0	vs. Eastern Illinois	10/13/18		
FF	-	-	-		
PB	-	-	-		
INT	-	-	-		

WARE'S 2018 GAME-BY-GAME								
DATE	OPPONENT	UT	AT	TT	TFL-YDS	SCKS-YDS	INT-YDS	BRK
8/25/18	vs. N.C. A&T	0	3	3	0.5-4	0-0	0-0	0
9/8/18	Miss. Valley State	0	1	1	0.5-2	0-0	0-0	0
9/22/18	Tennessee Tech	2	2	4	0-0	0-0	0-0	0
9/29/18	Austin Peay	1	2	3	0.5-4	0.5-4	0-0	0
10/6/18	at Eastern Kentucky	0	2	2	0.5-2	0-0	0-0	0
10/13/18	Eastern Illinois	1	0	1	1.0-1	1.0-1	0-0	0
10/20/18	at Southeast Missouri	0	1	1	0-0	0-0	0-0	0
10/27/18	at Murray State	1	0	1	0-0	0-0	0-0	0
11/3/18	UT Martin	-	-	-	-	-	-	-
11/10/18	at Tennessee State	-	-	-	-	-	-	-
11/17/18	at Kennesaw State	-	-	-	-	-	-	-




JERAD **#3**
WASHINGTON **WR**
5-8 • 171 • R-JR.
JACKSONVILLE, FLA.
SOUTH CAROLINA/FIRST COAST HS

2018: Did not see action in the season opener against North Carolina A&T...Made his JSU debut with three catches for 60 yards in the Mississippi Valley State contest...caught two passes for 12 yards in the OVC opener with Tennessee Tech...did not play in the Austin Peay game and on the road at Eastern Kentucky...missed the Eastern Illinois game and the Southeast Missouri contest...returned to action at Murray State with five receptions for 25 yards.

WASHINGTON'S CAREER STATS								
REC	G	REC	YDS	TD	LG	REC/G	AVG/C	AVG/G
2018	4	10	97	0	40	0.4	9.7	24.3
TOTALS	4	10	97	0	40	0.4	9.7	24.3

WASHINGTON'S CAREER HIGH GAME STATS					
	NO.	OPPONENT	DATE		
Receptions	5	vs. Murray State	10/27/18		
Receiving Yards	60	vs. Mississippi Valley State	9/8/18		
Receiving TDs	-	-	-		
Long Play	40	vs. Mississippi Valley State	9/8/18		

WASHINGTON'S 2018 GAME-BY-GAME						
DATE	OPPONENT	REC	YDS	LNG	AVG	TD
8/25/18	vs. North Carolina A&T	0	0	0	0	0
9/8/18	Mississippi Valley State	3	60	40	20.0	0
9/22/18	Tennessee Tech	2	12	12	6.0	0
9/29/18	Austin Peay	-	DNP	-	-	-
10/6/18	at Eastern Kentucky	-	DNP	-	-	-
10/13/18	Eastern Illinois	-	DNP	-	-	-
10/20/18	at Southeast Missouri	-	DNP	-	-	-
10/27/18	at Murray State	5	25	7	5.0	0
11/3/18	UT Martin	-	-	-	-	-
11/10/18	at Tennessee State	-	-	-	-	-
11/17/18	at Kennesaw State	-	-	-	-	-



ZION **#10**
WEBB **QB**
6-0 • 200 • R-FR.
PHENIX CITY, ALA.
CENTRAL HS

2018: Made his Gamecock debut in the season opener against North Carolina A&T...carried the ball three times and also completed 1-of-3 passing in the contest...connected on 4-of-9 passing for 73 yards, while rushing for 59 yards in the Mississippi Valley State contest...tossed his first career touchdown for JSU's first TD of OVC opener with Tennessee Tech...connected with Jamari Hester on a 40-yard grab in the opening quarter...registered his first rushing TD of his career with a 20-yard run and tacked on a second rushing TD with in the fourth quarter...finished with nine carries for 59 yards rushing and passed for 52 yards...rushed eight times for 29 yards in the Austin Peay game...accounted for three TDs on the road at Eastern Kentucky with a pair of TD passes and rushing for another...ran for a career-best 100 yards in the game on eight carries...his career-high 100 yards makes him the first Gamecock this season to run for 100 yards in a game...JSU's first 100-yard rusher since Bryant Horn (148) and Roc Thomas (105) both hit the mark vs. Tennessee State on Nov. 16, 2017...tossed a 16-yard touchdown pass to Jamari Hester in the third quarter at EKU, which was his second career touchdown pass, both of which have gone to Hester. He threw a 40-yard scoring pass to Hester vs. Tennessee Tech on Sept. 22...he recorded the third passing touchdown of his career in the fourth with a 29-yard pass to Lajarrett Ford and his fourth later in the quarter with a 29-yard strike to Shaq Davidson...his fourth quarter touchdown toss against Eastern Illinois was his fifth of the season and third game of his career with a touchdown pass. Webb tacked on a rushing touchdown for the final scoring play of the contest...did not play at Southeast Missouri...returned to action at Murray State with 74 yards on eight carries...added a fourth quarter your-yard TD run to cap off the JSU scoring against the Racers.

WEBB'S CAREER STATS

RUSHING	G	ATT	YDS	TD	LG	AVG/C	AVG/G
2018	7	47	375	6	48	8.0	53.6
TOTAL	7	47	375	6	48	8.0	53.6


PASSING	G	ATT	CMP	INT	YDS	TD	LG	PCT	AVG/P	AVG/G	EFF.
2018	7	57	31	1	417	5	40	.544	13.5	59.6	141.2
TOTAL	7	55	30	1	417	5	40	.544	13.5	59.6	141.2

WEBB'S CAREER HIGH GAME STATS

	NO.	OPPONENT	DATE
Completions	12	vs. Eastern Illinois	10/13/18
Pass Attempts	19	vs. Eastern Illinois	10/13/18
Pass Yards	137	at Eastern Kentucky	10/6/18
Pass TD's	3	at Eastern Kentucky	10/6/18
Interceptions	-	-	-
Rush Attempts	9	vs. Tennessee Tech	9/22/18
Rush Yards	100	at Eastern Kentucky	10/6/18
Rush TD's	2	vs. Tennessee Tech	9/22/18
Long Rush Play	48	at Eastern Kentucky	10/6/18
Long Pass Play	40	vs. Mississippi Valley State	9/8/18

WEBB'S 2018 GAME BY GAME STATISTICS

DATE	OPPONENT	PASSING				RUSHING			
		COMP	ATT	INT	YDS	TD	LG	NO.	YDS
8/25/18	North Carolina A&T	1-3-0	3	0	3	3-1	0	4	
9/8/18	Mississippi Valley State	4-9-0	59	9	40	7-59	0	25	
9/22/18	Tennessee Tech	3-8-0	52	1	40	9-59	2	29	
9/29/18	Austin Peay	1-1-0	1	0	1	8-29	0	7	
10/6/18	at Eastern Kentucky	9-15-0	137	3	29	8-100	1	48	
10/13/18	Eastern Illinois	12-19-1	124	1	23	4-55	1	38	
10/20/18	at Southeast Missouri	- DNP -							
10/27/18	at Murray State	1-2-0	27	0	27	8-74	1	39	
11/3/18	UT Martin	-	-	-	-	-	-	-	
11/10/18	at Tennessee State	-	-	-	-	-	-	-	
11/17/18	at Kennesaw State	-	-	-	-	-	-	-	



TRACO **#13**
WILLIAMS **SAF**
5-11 • 195 • JR.
VALLEY, ALA.
VALLEY HS

2018: Posted five tackles in the season opener against North Carolina A&T...turned in three stops and a interception versus Mississippi Valley State...returned the pick 45 yards...finished with five tackles, including a stop for a loss in the OVC opener with Tennessee Tech...collected six tackles, including a stop for a loss in the Austin Peay game...also had an interception against the Govs...turned in four stops on the road at Eastern Kentucky, including a stop for a loss...also had a pass break up at EKU...recorded two tackles against Eastern Illinois...made four stops and tallied a pair of pass break ups at Southeast Missouri...led JSU at Murray State with five tackles and credited with a pass break up.

WILLIAMS' CAREER STATS

TACKLES	G	UA	A	TOTAL	TFL	YDS	PD	FF	FR
2016	12	8	6	14	0-0	0	1	0	0
2017	12	27	26	53	2.5	5	0	1	0
2018	8	21	13	34	4.0	9	5	0	0
TOTAL	32	56	45	101	6.5	14	6	1	0

WILLIAMS' CAREER HIGH GAME STATS

	NO.	OPPONENT	DATE
Tackles	9	vs. Southeast Missouri	10/28/17
Tackles for loss	1.0	5x; last at Eastern Kentucky	10/6/18
Sacks	1.0	at Georgia Tech	9/9/17
FF	1	at Tennessee Tech	9/30/17
PB	2	at Southeast Missouri	10/20/18
INT	1	2x, last vs. Austin Peay	9/29/18

WILLIAMS' 2018 GAME-BY-GAME

DATE	OPPONENT	UT	AT	TT	TFL-YDS	SCKS-YDS	INT-YDS	BRK
8/25/18	vs. N.C. A&T	2	3	5	0-0	0-0	0-0	0
9/8/18	Miss. Valley State	2	1	3	1.0-2	0-0	1-45	0
9/22/18	Tennessee Tech	1	4	5	1.0-2	0-0	0-0	1
9/29/18	Austin Peay	6	0	6	1.0-3	0-0	1-11	0
10/6/18	at Eastern Kentucky	4	0	4	1.0-2	0-0	0-0	1
10/13/18	Eastern Illinois	1	1	2	0-0	0-0	0-0	0
10/20/18	at Southeast Missouri	2	2	4	0-0	0-0	0-0	2
10/27/18	at Murray State	3	2	5	0-0	0-0	0-0	1
11/3/18	UT Martin	-	-	-	-	-	-	-
11/10/18	at Tennessee State	-	-	-	-	-	-	-
11/17/18	at Kennesaw State	-	-	-	-	-	-	-

WILLIAMS' 2017 GAME-BY-GAME

DATE	OPPONENT	UT	AT	TT	TFL-YDS	SCKS-YDS	INT-YDS	BRK
8/26/17	vs. Chattanooga	1	1	2	0-0	0-0	0-0	0
9/9/17	@Georgia Tech	1	0	1	1.0-1	1.0-1	0-0	0
9/23/17	Liberty	1	5	6	0.5-2	0-0	0-0	0
9/30/17	@Tennessee Tech	4	3	7	0-0	0-0	0-0	0
10/7/17	@Austin Peay	1	2	3	0.5-1	0-0	0-0	0
10/14/17	Eastern Kentucky	1	6	7	0.5-1	0-0	0-0	0
10/21/17	@Eastern Illinois	2	1	3	0-0	0-0	0-0	0
10/28/17	Southeast Missouri	3	6	9	0-0	0-0	0-0	0
11/4/17	Murray State	2	1	3	0-0	0-0	0-0	0
11/11/17	@UT Martin	3	0	3	0-0	0-0	0-0	0
11/16/17	Tennessee State	1	1	2	0-0	0-0	0-0	0
12/2/17	Kennesaw State	4	0	4	0-0	0-0	0-0	0

WILLIAMS' 2016 GAME-BY-GAME

DATE	OPPONENT	UT	AT	TT	TFL-YDS	SCKS-YDS	INT-YDS	BRK
9/1/16	North Alabama	1	0	1	0-0	0-0	0-0	0
9/10/16	@LSU	0	0	0	0-0	0-0	0-0	0
9/17/16	Coastal Carolina	0	1	1	0-0	0-0	0-0	0
9/24/16	@Liberty	0	1	1	0-0	0-0	0-0	1
10/8/16	Tennessee Tech	0	0	0	0-0	0-0	0-0	0
10/15/16	Austin Peay	1	0	1	0-0	0-0	0-0	0
10/22/16	@Eastern Kentucky	2	0	2	0-0	0-0	0-0	0
10/29/16	Eastern Illinois	1	1	2	0-0	0-0	0-0	0
11/5/16	@Southeast Missouri	0	0	0	0-0	0-0	0-0	0
11/12/16	@Murray State	1	0	1	0-0	0-0	0-0	0
11/19/16	UT Martin	0	1	1	0-0	0-0	0-0	0
12/3/16	Youngstown State	2	2	4	0-0	0-0	0-0	0



MONTY YOUNG

#49
DE

6-2 • 235 • SR.

ANNISTON, ALA.

SAKS HS

2018: Opened the season with three tackles against North Carolina A&T...also credited with a QB hurry...registered a sack in the Mississippi Valley State contest...made two stops in the OVC opener with Tennessee Tech...credited with a QB hurry in the Austin Peay game...credited with a QB hurry in the road contest at Eastern Kentucky...credited with a QB hurry against Eastern Illinois...registered a sack and three total tackles at Southeast Missouri...played at Murray State.

YOUNG'S CAREER STATS

TACKLES	G	UA	A	TOTAL	TFL	YDS	PD	FF	FR
2015	11	10	8	18	7.5	26	0	0	1
2016	12	6	11	17	4.0	25	0	1	0
2017	12	10	7	17	3.0	15	1	0	0
2018	8	4	6	10	2.0	10	0	0	0
TOTAL	43	30	32	62	16.5	73	1	1	1

YOUNG'S CAREER HIGH GAME STATS

	NO.	OPPONENT	DATE
Tackles	3	4x; last vs. North Carolina A&T	8/25/18
Tackles for loss	2.0	2x; last at Eastern Illinois	11/7/15
Sacks	1.0	7x; last vs. Mississippi Valley State	9/8/18
PBU	1	vs. Eastern Kentucky	10/14/17
FF	1	vs. Eastern Illinois	10/29/16
FR	1	vs. Southeast Missouri	11/14/15

YOUNG'S 2018 GAME-BY-GAME

DATE	OPPONENT	UT	AT	TT	TFL-YDS	SCKS-YDS	INT-YDS	BRK
8/25/18	vs. N.C. A&T	0	3	3	0-0	0-0	0-0	0
9/8/18	Miss. Valley State	1	1	2	1.5-8	1.0-7	0-0	0
9/22/18	Tennessee Tech	2	0	2	0-0	0-0	0-0	0
9/29/18	Austin Peay	0	0	0	0-0	0-0	0-0	0
10/6/18	at Eastern Kentucky	0	0	0	0-0	0-0	0-0	0
10/13/18	Eastern Illinois	0	0	0	0-0	0-0	0-0	0
10/20/18	at Southeast Missouri	1	2	3	0.5-2	0.5-2	0-0	0
10/27/18	at Murray State	0	0	0	0-0	0-0	0-0	0
11/3/18	UT Martin	-	-	-	-	-	-	-
11/10/18	at Tennessee State	-	-	-	-	-	-	-
11/17/18	at Kennesaw State	-	-	-	-	-	-	-

YOUNG'S 2017 GAME-BY-GAME

DATE	OPPONENT	UT	AT	TT	TFL-YDS	SCKS-YDS	INT-YDS	BRK
8/26/17	vs. Chattanooga	0	0	0	0-0	0-0	0-0	0
9/9/17	@Georgia Tech	1	0	1	0-0	0-0	0-0	0
9/23/17	Liberty	0	2	2	0-0	0-0	0-0	0
9/30/17	@Tennessee Tech	1	1	2	0-0	0-0	0-0	0
10/7/17	@Austin Peay	1	0	1	0-0	0-0	0-0	0
10/14/17	Eastern Kentucky	2	1	3	0-0	0-0	0-0	1
10/21/17	@Eastern Illinois	1	1	2	1.0-7	1.0-7	0-0	0
10/28/17	Southeast Missouri	1	1	2	0.5-1	0-0	0-0	0
11/4/17	Murray State	0	0	0	0-0	0-0	0-0	0
11/11/17	@UT Martin	0	0	0	0-0	0-0	0-0	0
11/16/17	Tennessee State	2	0	0	0-0	0-0	0-0	0
12/2/17	Kennesaw State	1	1	2	1.0-5	0-0	0-0	0

YOUNG'S 2016 GAME-BY-GAME

DATE	OPPONENT	UT	AT	TT	TFL-YDS	SCKS-YDS	INT-YDS	BRK
9/1/16	North Alabama	0	0	0	0-0	0-0	0-0	0
9/10/16	@LSU	1	2	3	0-0	0-0	0-0	0
9/17/16	Coastal Carolina	0	1	1	0-0	0-0	0-0	0
9/24/16	@Liberty	1	1	2	1.0-8	0-0	0-0	0
10/8/16	Tennessee Tech	0	2	2	0-0	0-0	0-0	0
10/15/16	Austin Peay	0	1	1	0-0	0-0	0-0	0
10/22/16	@Eastern Kentucky	0	2	2	1.0-3	0-0	0-0	0
10/29/16	Eastern Illinois	1	1	2	1.0-11	1.0-11	0-0	0
11/5/16	@Southeast Missouri	0	1	1	0-0	0-0	0-0	0
11/12/16	@Murray State	2	0	2	1.0-4	0-0	0-0	0
11/19/16	UT Martin	0	1	1	0-0	0-0	0-0	0
12/3/16	Youngstown State	1	0	1	0-0	0-0	0-0	0

YOUNG'S 2015 GAME-BY-GAME

DATE	OPPONENT	UT	AT	TT	TFL-YDS	SCKS-YDS	INT-YDS	BRK
9/5/15	@Chattanooga	-	DNP	-	-	-	-	-
9/12/15	@Auburn	-	DNP	-	-	-	-	-
9/19/15	Tennessee State	-	DNP	-	-	-	-	-
9/26/15	@UT Martin	-	DNP	-	-	-	-	-
10/3/15	Miss. Valley St.	1	2	3	2.0-6	0-0	0-0	0
10/17/15	@Tennessee Tech	1	1	2	1.0-8	0-0	0-0	0
10/24/15	@Austin Peay	2	0	2	0-0	0-0	0-0	0
10/31/15	Eastern Kentucky	1	1	1	0-0	0-0	0-0	0
11/7/15	@Eastern Illinois	3	0	3	2.0-10	0-0	0-0	0
11/14/15	Southeast Missouri	0	1	1	0-0	0-0	0-0	0
11/21/15	Murray State	1	1	2	1.5-1	0-0	0-0	0
12/5/15	Chattanooga	1	0	1	1.0-1	0-0	0-0	0
12/11/15	Charleston Southern	0	0	0	0-0	0-0	0-0	0
12/19/15	Sam Houston State	1	1	2	0-0	0-0	0-0	0
1/9/16	North Dakota State	0	1	1	0-0	0-0	0-0	0

2018 Jacksonville State Football
 Jacksonville State Game Results (as of Oct 27, 2018)
 All games

Date	Opponent		Score	Overall	Conference	Time	Attend
% Aug 25, 2018	vs #14 North Carolina AT	L	17-20	0-1	0-0	3:45	13500
Sep 08, 2018	MISS. VALLEY STATE	W	71-0	1-1	0-0	3:30	21864
* Sep 22, 2018	TENNESSEE TECH	W	48-20	2-1	1-0	3:15	17403
* Sep 28, 2018	AUSTIN PEAY	W	48-32	3-1	2-0	3:36	19388
* Oct 06, 2018	at Eastern Kentucky	W	56-7	4-1	3-0	3:21	6820
* Oct 13, 2018	EASTERN ILLINOIS	W	49-22	5-1	4-0	3:27	15649
* 10-20-18	at Southeast Missouri	L	14-37	5-2	4-1	3:10	3103
* Oct 27, 2018	at Murray St.	W	42-15	6-2	5-1	3:07	8053

2018 Jacksonville State Football
Jacksonville State Overall Team Statistics (as of Oct 27, 2018)
All games

Team Statistics	JSU	OPP
SCORING	345	153
Points Per Game	43.1	19.1
Points Off Turnovers	51	39
FIRST DOWNS	214	116
Rushing	97	29
Passing	106	66
Penalty	11	21
RUSHING YARDAGE	1935	564
Yards gained rushing	2066	811
Yards lost rushing	131	247
Rushing Attempts	343	230
Average Per Rush	5.6	2.5
Average Per Game	241.9	70.5
TDs Rushing	24	3
PASSING YARDAGE	2379	1457
Comp-Att-Int	175-289-9	133-276-8
Average Per Pass	8.2	5.3
Average Per Catch	13.6	11.0
Average Per Game	297.4	182.1
TDs Passing	24	13
TOTAL OFFENSE	4314	2021
Total Plays	632	506
Average Per Play	6.8	4.0
Average Per Game	539.2	252.6
KICK RETURNS: #-Yards	19-396	32-629
PUNT RETURNS: #-Yards	17-86	14-71
INT RETURNS: #-Yards	8-109	9-66
KICK RETURN AVERAGE	20.8	19.7
PUNT RETURN AVERAGE	5.1	5.1
INT RETURN AVERAGE	13.6	7.3
FUMBLES-LOST	11-8	12-2
PENALTIES-Yards	58-545	56-516
Average Per Game	68.1	64.5
PUNTS-Yards	37-1527	69-2865
Average Per Punt	41.3	41.5
Net punt average	36.6	38.5
KICKOFFS-Yards	58-3277	35-1935
Average Per Kick	56.5	55.3
Net kick average	39.6	38.3
TIME OF POSSESSION/Game	32:53	27:07
3RD-DOWN Conversions	56/111	26/119
3rd-Down Pct	50%	22%
4TH-DOWN Conversions	4/7	5/7
4th-Down Pct	57%	71%
SACKS BY-Yards	19-107	13-73
MISC YARDS	-1	84
TOUCHDOWNS SCORED	48	19
FIELD GOALS-ATTEMPTS	3-7	8-12
ON-SIDE KICKS	1-1	0-0
RED-ZONE SCORES	(32-36) 89%	(15-18) 83%
RED-ZONE TOUCHDOWNS	(29-36) 81%	(10-18) 56%
PAT-ATTEMPTS	(46-47) 98%	(13-18) 72%
ATTENDANCE	74304	17976
Games/Avg Per Game	4/18576	3/5992
Neutral Site Games		1/13500

Score by Quarters	1st	2nd	3rd	4th	OT	Total
Jacksonville State	67	87	84	107	0	345
Opponents	35	24	54	40	0	153

2018 Jacksonville State Football
Jacksonville State Overall Individual Statistics (as of Oct 27, 2018)
All games

Rushing	gp	att	gain	loss	net	avg	td	lg	avg/g
Jaelen Greene	8	83	472	16	456	5.5	4	65	57.0
Zion Webb	7	47	404	29	375	8.0	6	48	53.6
Michael Matthews	8	47	270	6	264	5.6	2	24	33.0
Zerrick Cooper	8	59	292	66	226	3.8	5	26	28.2
Leander Burrowes	6	32	164	5	159	5.0	2	23	26.5
Uriah West	7	18	143	2	141	7.8	3	40	20.1
Tramel Terry	5	31	128	2	126	4.1	0	12	25.2
De'Marcus Flowers	6	6	81	1	80	13.3	1	60	13.3
Austin Kinsey	1	11	53	0	53	4.8	1	13	53.0
Chappelle Wade	1	4	34	0	34	8.5	0	11	34.0
Jake Wisener	2	3	17	0	17	5.7	0	9	8.5
Landon Smith	8	1	8	0	8	8.0	0	8	1.0
TEAM	5	1	0	4	-4	-4.0	0	0	-0.8
Total	8	343	2066	131	1935	5.6	24	65	241.9
Opponents	8	230	811	247	564	2.5	3	52	70.5

Passing	gp	effic	comp-att-int	pct	yds	td	lg	avg/g
Zerrick Cooper	8	155.34	143-228-8	62.7	1958	19	75	244.8
Zion Webb	7	141.28	31-57-1	54.4	417	5	40	59.6
Chappelle Wade	1	66.80	1-2-0	50.0	4	0	4	4.0
TEAM	5	0.00	0-2-0	0.0	0	0	0	0.0
Total	8	150.88	175-289-9	60.6	2379	24	75	297.4
Opponents	8	102.28	133-276-8	48.2	1457	13	75	182.1

Receiving	gp	no.	yds	avg	td	lg	avg/g
Josh Pearson	8	43	733	17.0	15	75	91.6
Jamari Hester	8	27	436	16.1	4	40	54.5
Daniel Byrd	8	22	268	12.2	1	49	33.5
Trae Barry	7	17	253	14.9	1	44	36.1
Landon Rice	8	13	150	11.5	1	36	18.8
Shaq Davidson	7	13	149	11.5	1	29	21.3
Jerad Washington	4	10	97	9.7	0	40	24.2
Jaelen Greene	8	7	72	10.3	0	24	9.0
Landon Smith	8	5	46	9.2	0	14	5.8
Tramel Terry	5	5	46	9.2	0	28	9.2
Michael Matthews	8	3	38	12.7	0	27	4.8
Ahmad Edwards	5	2	24	12.0	0	20	4.8
Leander Burrowes	6	2	19	9.5	0	11	3.2
Lajarret Ford	8	1	29	29.0	1	29	3.6
Traco Williams	8	1	7	7.0	0	7	0.9
CJ Savage	1	1	4	4.0	0	4	4.0
De'Marcus Flowers	6	1	4	4.0	0	4	0.7
Zion Webb	7	1	3	3.0	0	3	0.4
Uriah West	7	1	1	1.0	0	1	0.1
Total	8	175	2379	13.6	24	75	297.4
Opponents	8	133	1457	11.0	13	75	182.1

Punt Returns	no.	yds	avg	td	lg
Daniel Byrd	9	75	8.3	0	27
Jerad Washington	3	5	1.7	0	6
CJ Savage	3	-1	-0.3	0	3
Cagan Campbell	1	-1	-1.0	0	0
Lajarret Ford	1	8	8.0	0	8
Total	17	86	5.1	0	27
Opponents	14	71	5.1	0	23

Interceptions	no.	yds	avg	td	lg
Zack Woodard	3	29	9.7	0	18
Traco Williams	2	56	28.0	0	45
Darius Joiner	1	24	24.0	0	24
Christian Wafford	1	0	0.0	0	0
Marlon Bridges	1	0	0.0	0	0
Total	8	109	13.6	0	45
Opponents	9	66	7.3	1	37

Kick Returns	no.	yds	avg	td	lg
De'Marcus Flowers	9	218	24.2	0	39
Yul Gowdy	9	161	17.9	0	34
Leander Burrowes	1	17	17.0	0	17
Total	19	396	20.8	0	39
Opponents	32	629	19.7	1	98

Fumble Returns	no.	yds	avg	td	lg
Malik Thompson	1	5	5.0	0	5
Total	1	5	5.0	0	5
Opponents	0	0	0.0	1	0

2018 Jacksonville State Football
Jacksonville State Overall Individual Statistics (as of Oct 27, 2018)
All games

Scoring	td	fg	PAT				dxd	saf	pts
			kick	rush	rcv	pass			
Josh Pearson	15	-	-	-	-	-	-	-	90
Cade Stinnett	-	3-7	44-45	-	-	-	-	-	53
Zion Webb	6	-	-	-	-	-	-	-	36
Zerrick Cooper	5	-	-	-	-	1-1	-	-	30
Jaelen Greene	4	-	-	-	-	-	-	-	24
Jamari Hester	4	-	-	-	-	-	-	-	24
Uriah West	3	-	-	-	-	-	-	-	18
Leander Burrowes	2	-	-	-	-	-	-	-	12
Michael Matthews	2	-	-	-	-	-	-	-	12
Daniel Byrd	1	-	-	-	1	-	-	-	8
Shaq Davidson	1	-	-	-	-	-	-	-	6
Landon Rice	1	-	-	-	-	-	-	-	6
Trae Barry	1	-	-	-	-	-	-	-	6
Lajarret Ford	1	-	-	-	-	-	-	-	6
De'Marcus Flowers	1	-	-	-	-	-	-	-	6
Austin Kinsey	1	-	-	-	-	-	-	-	6
Marshall Clark	-	-	1-1	-	-	-	-	-	1
Bryant Wallace	-	-	1-1	-	-	-	-	-	1
Total	48	3-7	46-47	-	1	1-1	-	-	345
Opponents	19	8-12	13-18	0-1	-	-	-	1	153

Total Offense	g	plays	rush	pass	total	avg/g
Zerrick Cooper	8	287	226	1958	2184	273.0
Zion Webb	7	104	375	417	792	113.1
Jaelen Greene	8	83	456	0	456	57.0
Michael Matthews	8	47	264	0	264	33.0
Leander Burrowes	6	32	159	0	159	26.5
Uriah West	7	18	141	0	141	20.1
Tramel Terry	5	31	126	0	126	25.2
De'Marcus Flowers	6	6	80	0	80	13.3
Austin Kinsey	1	11	53	0	53	53.0
Chappelle Wade	1	6	34	4	38	38.0
Jake Wisener	2	3	17	0	17	8.5
Landon Smith	8	1	8	0	8	1.0
TEAM	5	3	-4	0	-4	-0.8
Total	8	632	1935	2379	4314	539.2
Opponents	8	506	564	1457	2021	252.6

Field Goals	fg	pct.	01-19	20-29	30-39	40-49	50-99	lg	blk
Cade Stinnett	3-7	42.9	0-0	1-2	1-2	1-2	0-1	45	2
FG Sequence	Jacksonville State				Opponents				
North Carolina AT	(23),51,41				39				
Miss. Valley State	-				-				
Tennessee Tech	(30),(45)				(53),(39),52				
Austin Peay	-				(34),(34)				
Eastern Kentucky	-				-				
Eastern Illinois	-				(27),(40),(36)				
Southeast Missouri	25				44				
Murray St.	38				36,(23)				

Punting	no.	yds	avg	lg	tb	fc	i20	50+	blk
Jason Pierce	29	1186	40.9	61	4	6	9	5	0
Cade Stinnett	7	295	42.1	51	1	3	1	1	0
Jonatan Ward	1	46	46.0	46	0	0	1	0	0
Total	37	1527	41.3	61	5	9	11	6	0
Opponents	69	2865	41.5	71	6	17	14	9	0
Kickoffs	no.	yds	avg	tb	ob	retn	net	ydln	
Cade Stinnett	47	2650	56.4	9	4				
Jason Pierce	11	627	57.0	5	0				
Total	58	3277	56.5	14	4	19.7	39.6	25	
Opponents	35	1935	55.3	8	5	20.8	38.3	26	

Numbers in (parentheses) indicate field goal was made.

2018 Jacksonville State Football
Jacksonville State Overall Individual Statistics (as of Oct 27, 2018)
All games

All Purpose	g	rush	rcv	pr	kr	ir	total	avg/g
Josh Pearson	8	0	733	0	0	0	733	91.6
Jaelen Greene	8	456	72	0	0	0	528	66.0
Jamari Hester	8	0	436	0	0	0	436	54.5
Zion Webb	7	375	3	0	0	0	378	54.0
Daniel Byrd	8	0	268	75	0	0	343	42.9
Michael Matthew	8	264	38	0	0	0	302	37.8
De'Marcus Flow	6	80	4	0	218	0	302	50.3
Trae Barry	7	0	253	0	0	0	253	36.1
Zerrick Cooper	8	226	0	0	0	0	226	28.2
Leander Burrow	6	159	19	0	17	0	195	32.5
Tramel Terry	5	126	46	0	0	0	172	34.4
Yul Gowdy	8	0	0	0	161	0	161	20.1
Landon Rice	8	0	150	0	0	0	150	18.8
Shaq Davidson	7	0	149	0	0	0	149	21.3
Uriah West	7	141	1	0	0	0	142	20.3
Jerad Washingto	4	0	97	5	0	0	102	25.5
Traco Williams	8	0	7	0	0	56	63	7.9
Landon Smith	8	8	46	0	0	0	54	6.8
Austin Kinsey	1	53	0	0	0	0	53	53.0
Lajarret Ford	8	0	29	8	0	0	37	4.6
Chappelle Wade	1	34	0	0	0	0	34	34.0
Zack Woodard	8	0	0	0	0	29	29	3.6
Darius Joiner	8	0	0	0	0	24	24	3.0
Ahmad Edwards	5	0	24	0	0	0	24	4.8
Jake Wisener	2	17	0	0	0	0	17	8.5
CJ Savage	1	0	4	-1	0	0	3	3.0
Cagan Campbell	3	0	0	-1	0	0	-1	-0.3
TEAM	5	-4	0	0	0	0	-4	-0.8
Total	8	1935	2379	86	396	109	4905	613.1
Opponents	8	564	1457	71	629	66	2787	348.4

2018 Jacksonville State Football
Jacksonville State Overall Defensive Statistics (as of Oct 27, 2018)
All games

#	Defensive Leaders	gp	Tackles				Sacks no-yds	Pass defense			Fumbles		blkd	
			ua	a	tot	tfl/yds		int-yds	brup	qbh	rcv-yds	ff	kick	saf
42	Jalen Choice	8	23	25	48	6.5-16	.	.	.	4
35	Quan Stoudemire	8	16	22	38	4.5-20	2.0-15	.	.	3
13	Traco Williams	8	21	13	34	4.0-9	.	2-56	5
1D	Marlon Bridges	7	20	14	34	.	.	1-0
32	Christian Wafford	8	16	11	27	6.5-23	1.0-8	1-0	3	1	1-0	.	.	.
7D	Yul Gowdy	8	22	4	26	.	.	.	5
93	ROBINSON,Randy	8	11	12	23	6.0-18	2.0-11	.	.	7	.	.	4	.
1P	Jacquez Payton	8	11	9	20	0.5-2	.	.	8	.	.	1	.	.
24	Zack Woodard	8	8	10	18	3.5-11	0.5-4	3-29	1	2
56	Connor Christian	8	8	9	17	7.0-31	4.5-25	.	.	5	.	.	1	.
8D	Denzil Ware	8	5	11	16	3.0-13	2.0-9	.	.	2
18	Malik Feaster	8	14	2	16	.	.	.	6
14	Jeremiah Harris	7	11	3	14	.	.	.	1
9D	Darius Joiner	8	8	5	13	1.0-2	.	1-24	3
95	McKINNEY,Tyre	8	4	7	11	1.5-7	0.5-4	.	.	1
49	Monty Young	8	4	6	10	2.0-10	1.5-9	.	.	5
2D	Tre' Threat	8	4	5	9	4.5-19	1.0-7	.	.	1
99	LANG,Montrez	8	3	6	9	2.0-5
48	Joseph Roberts	8	3	5	8	2.5-12	1.0-9	.	.	4
3P	Zsajuan Powe	2	6	2	8	3.0-7	1.0-5
40	DJ Coleman	7	6	2	8	2.5-4	1.0-1	.	.	2
25	EJ Moss	7	4	3	7	2.5-5	0.5-0	.	.	1
34	Bryce Handy	5	5	.	5	1.0-1
4D	J. Thomas-Thornton	8	3	2	5	.	0.5-0	.	1	1	.	1	.	.
28	Stevonte Tullis	8	2	2	4	1
43	Malik Thompson	5	4	.	4	1-5	1	.	.
1C	Charles Crawford	2	3	.	3
26	Li'cedric Varner	7	2	1	3
3D	Ja'Cobie Lofton	1	1	2	3	.	.	.	1
16	Cagan Campbell	3	2	.	2	.	.	.	1
39	Phillip Russell	8	2	.	2
86	Logan McVay	8	.	1	1
10	Tramel Terry	5	1	.	1
19	Cade Stinnett	8	1	.	1
2C	Chris Cotter	6	1	.	1
90	Daniel Byrd	8	1	.	1
3K	Austin Kinsey	1	1	.	1
6D	George Steele	1	.	1	1
29	Myles Brown	1	.	1	1
15	Craig Copeland	3	.	1	1
89	Lajarret Ford	8	.	1	1
38	Tre Bendolph	1	.	1	1
2B	Leander Burrowes	6	1	.	1
50	Anthony Nesby	2	.	1	1
46	Cole Corkren	3	1	.	1
85	Ty Minshew	7	1
55	Nahum Horton	2	1
Total		8	259	200	459	64-215	19-107	8-109	36	41	2-5	3	5	.
Opponents		8	352	252	604	33-116	13-73	9-66	25	21	8-0	8	2	1

2018 Jacksonville State Football
Jacksonville State Team Game-by-Game (as of Oct 27, 2018)
All games

TEAM STATISTICS

Date	Opponent	Rushing				Receiving				Passing				Kick Returns				Punt Returns				tot off
		no.	yds	td	lg	no.	yds	td	lg	cmp-att-int	yds	td	lg	no.	yds	td	lg	no.	yds	td	lg	
Aug 25	vs North Carolina AT	27	80	0	21	25	323	2	49	25-42-1	323	2	49	3	61	0	34	3	-1	0	3	403
Sep 08	MISS. VALLEY STATE	55	366	8	30	17	288	2	75	17-28-0	288	2	75	1	21	0	21	6	19	0	15	654
Sep 22	TENNESSEE TECH	42	302	3	65	17	242	3	50	17-32-0	242	3	50	0	0	0	0	1	27	0	27	544
Sep 28	AUSTIN PEAY	48	216	4	24	19	269	3	34	19-33-1	269	3	34	5	79	0	20	2	30	0	20	485
Oct 06	at Eastern Kentucky	49	353	3	60	21	284	5	29	21-36-1	284	5	29	1	24	0	24	2	0	0	8	637
Oct 13	EASTERN ILLINOIS	37	228	3	38	25	364	4	44	25-41-2	364	4	44	4	116	0	39	2	12	0	9	592
10-20-18	at Southeast Missouri	29	99	0	18	29	323	2	26	29-47-3	323	2	26	4	74	0	25	0	0	0	0	422
Oct 27	at Murray St.	56	291	3	40	22	286	3	49	22-30-1	286	3	49	1	21	0	21	1	-1	0	0	577
Jacksonville State		343	1935	24	65	175	2379	24	75	175-289-9	2379	24	75	19	396	0	39	17	86	0	27	4314
		230	564	3	52	133	1457	13	75	133-276-8	1457	13	75	32	629	1	98	14	71	0	23	2021

Games: 8 • Avg/rush: 5.6 • Avg/catch: 13.6 • Pass effic: 150.88 • KR avg: 20.8 • PR avg: 5.1 • All purpose avg/game: 613.1 • Total offense avg/gm: 539.2

Date	Opponent	Tackles				Sacks no-yds	Fumble		Pass Defense			blkd kick	PAT Attempts			off		
		ua	a	total	tfl-yds		ff	fr-yds	int-yds	qbh	brup		kick	rush	rcv	saf	t/o	pts
Aug 25	vs North Carolina AT	27	40	67	8.0-23	2.0-12	0	0-0	1-0	9	7	1	2-2	0	0	0	7	17
Sep 08	MISS. VALLEY STATE	33	29	62	14.0-39	4.0-18	1	1-5	1-45	9	2	0	9-9	0	1	0	14	71
Sep 22	TENNESSEE TECH	34	26	60	8.0-22	2.0-10	1	1-0	0-0	6	3	1	6-6	0	0	0	3	48
Sep 28	AUSTIN PEAY	44	13	57	6.0-21	1.0-7	0	0-0	2-11	2	2	1	6-7	0	0	0	6	48
Oct 06	at Eastern Kentucky	26	26	52	8.0-29	2.0-13	0	0-0	2-11	2	6	0	8-8	0	0	0	14	56
Oct 13	EASTERN ILLINOIS	41	16	57	8.0-34	4.0-23	0	0-0	1-24	9	5	0	7-7	0	0	0	7	49
10-20-1	at Southeast Missouri	27	32	59	8.0-21	1.0-4	0	0-0	0-0	2	3	1	2-2	0	0	0	0	14
Oct 27	at Murray St.	27	18	45	4.0-26	3.0-20	1	0-0	1-18	2	8	1	6-6	0	0	0	0	42
Jacksonville State		259	200	459	64.0-215	19.0-107	3	2-5	8-109	41	36	5	46-47	0	1	0	51	345
		352	252	604	33.0-116	13.0-73	8	8-0	9-66	21	25	2	13-18	0	0	1	39	153

		Punting										Field Goals			Kickoffs				
Date	Opponent	no.	yds	avg	long	blkd	tb	fc	50+	i20	md-att	long	blkd	no.	yds	avg	tb	ob	
Aug 25	vs North Carolina AT	7	254	36.3	51	0	0	1	1	2	1-3	23	1	3	188	62.7	0	0	
Sep 08	MISS. VALLEY STATE	4	189	47.2	61	0	1	1	1	3	0-0	0	0	11	679	61.7	3	0	
Sep 22	TENNESSEE TECH	5	199	39.8	51	0	1	2	1	2	2-2	45	0	9	442	49.1	2	0	
Sep 28	AUSTIN PEAY	6	262	43.7	55	0	1	2	2	1	0-0	0	0	8	479	59.9	1	0	
Oct 06	at Eastern Kentucky	6	258	43.0	52	0	1	2	1	2	0-0	0	0	8	416	52.0	1	2	
Oct 13	EASTERN ILLINOIS	5	196	39.2	46	0	0	1	0	1	0-0	0	0	8	473	59.1	4	1	
10-20-1	at Southeast Missouri	3	135	45.0	49	0	0	0	0	0	0-1	0	1	4	209	52.2	0	0	
Oct 27	at Murray St.	1	34	34.0	34	0	1	0	0	0	0-1	0	0	7	391	55.9	3	1	
Jacksonville State		37	1527	41.3	61	0	5	9	6	11	3-7	45	2	58	3277	56.5	14	4	
		69	2865	41.5	71	0	6	17	9	14	8-12	53	3	35	1935	55.3	8	5	

2018 Jacksonville State Football
Jacksonville State Opponent Game-by-Game (as of Oct 27, 2018)
All games

OPPONENT STATISTICS

Date	Opponent	Rushing				Receiving				Passing				Kick Returns				Punt Returns				tot off
		no.	yds	td	lg	no.	yds	td	lg	cmp-att-int	yds	td	lg	no.	yds	td	lg	no.	yds	td	lg	
Aug 25	vs North Carolina AT	36	37	0	21	12	111	2	24	12-34-1	111	2	24	3	126	1	98	2	1	0	1	148
Sep 08	MISS. VALLEY STATE	24	-8	0	9	15	141	0	20	15-32-1	141	0	20	7	93	0	17	2	15	0	10	133
Sep 22	TENNESSEE TECH	34	142	0	31	13	150	2	33	13-31-0	150	2	33	2	30	0	18	1	7	0	7	292
Sep 28	AUSTIN PEAY	34	143	0	32	12	245	4	75	12-30-2	245	4	75	7	149	0	34	3	9	0	5	388
Oct 06	at Eastern Kentucky	28	20	0	6	12	127	1	30	12-32-2	127	1	30	4	85	0	57	1	-8	0	0	147
Oct 13	EASTERN ILLINOIS	19	15	0	16	38	350	2	39	38-61-1	350	2	39	3	38	0	21	3	24	0	18	365
10-20-18	at Southeast Missouri	36	184	2	52	13	104	2	17	13-21-0	104	2	17	4	90	0	52	2	23	0	23	288
Oct 27	at Murray St.	19	31	1	17	18	229	0	33	18-35-1	229	0	33	2	18	0	18	0	0	0	0	260
Opponents		230	564	3	52	133	1457	13	75	133-276-8	1457	13	75	32	629	1	98	14	71	0	23	2021
		343	1935	24	65	175	2379	24	75	175-289-9	2379	24	75	19	396	0	39	17	86	0	27	4314

Games: 8 • Avg/rush: 2.5 • Avg/catch: 11.0 • Pass eff: 102.28 • KR avg: 19.7 • PR avg: 5.1 • All purpose avg/game: 348.4 • Total offense avg/gm: 252.6

Date	Opponent	Tackles				Sacks no-yds	Fumble		Pass Defense			blkd kick	PAT Attempts			off		
		ua	a	total	tfl-yds		ff	fr-yds	int-yds	qbh	brup		kick	rush	rcv	saf	t/o	pts
Aug 25	vs North Carolina AT	33	40	73	5.0-20	3.0-15	2	3-0	1-0	5	4	1	2-3	0	0	0	0	20
Sep 08	MISS. VALLEY STATE	43	46	89	1.0-2	0.0-0	0	0-0	0-0	2	3	0	0-0	0	0	0	0	0
Sep 22	TENNESSEE TECH	33	32	65	3.0-23	3.0-23	1	0-0	0-0	4	2	0	2-2	0	0	0	0	20
Sep 28	AUSTIN PEAY	62	4	66	4.0-7	1.0-3	1	1-0	1-10	0	3	0	2-3	0	0	0	7	32
Oct 06	at Eastern Kentucky	38	42	80	4.0-6	0.0-0	0	1-0	1-19	2	3	0	1-1	0	0	0	0	7
Oct 13	EASTERN ILLINOIS	50	20	70	4.0-17	1.0-11	1	0-0	2-0	3	2	0	1-2	0	0	0	6	22
10-20-1	at Southeast Missouri	40	38	78	6.0-17	3.0-11	2	2-0	3-0	5	8	1	5-5	0	0	1	14	37
Oct 27	at Murray St.	53	30	83	6.0-24	2.0-10	1	1-0	1-37	0	0	0	0-2	0	0	0	12	15
Opponents		352	252	604	33.0-116	13.0-73	8	8-0	9-66	21	25	2	13-18	0	0	1	39	153
		259	200	459	64.0-215	19.0-107	3	2-5	8-109	41	36	5	46-47	0	1	0	51	345

		Punting									Field Goals			Kickoffs				
Date	Opponent	no.	yds	avg	long	blkd	tb	fc	50+	i20	md-att	long	blkd	no.	yds	avg	tb	ob
Aug 25	vs North Carolina AT	10	399	39.9	48	0	2	2	0	3	0-1	0	1	4	206	51.5	0	1
Sep 08	MISS. VALLEY STATE	12	483	40.2	57	0	0	2	1	2	0-0	0	0	1	60	60.0	0	0
Sep 22	TENNESSEE TECH	7	246	35.1	41	0	0	1	0	0	2-3	53	1	5	299	59.8	3	1
Sep 28	AUSTIN PEAY	8	372	46.5	65	0	2	1	3	1	2-2	34	0	7	372	53.1	1	1
Oct 06	at Eastern Kentucky	11	461	41.9	54	0	0	4	2	1	0-0	0	0	2	90	45.0	0	1
Oct 13	EASTERN ILLINOIS	8	349	43.6	56	0	1	1	1	2	3-3	40	0	6	323	53.8	1	0
10-20-1	at Southeast Missouri	7	317	45.3	71	0	1	3	1	3	0-1	0	1	6	368	61.3	2	0
Oct 27	at Murray St.	6	238	39.7	56	0	0	3	1	2	1-2	23	0	4	217	54.2	1	1
Opponents		69	2865	41.5	71	0	6	17	9	14	8-12	53	3	35	1935	55.3	8	5
		37	1527	41.3	61	0	5	9	6	11	3-7	45	2	58	3277	56.5	14	4

2018 Jacksonville State Football
Jacksonville State Game Superlatives (as of Oct 27, 2018)
All games

INDIVIDUAL GAME HIGHS

Rushes	20	Jaelen Greene vs Austin Peay (Sep 28, 2018)
Yards Rushing	100	Zion Webb at Eastern Kentucky (Oct 06, 2018)
TD Rushes	3	Uriah West vs Miss. Valley State (Sep 08, 2018)
Long Rush	65	Jaelen Greene vs Tennessee Tech (Sep 22, 2018)
Pass attempts	47	Zerrick Cooper at Southeast Missouri (10-20-18)
Pass completions	29	Zerrick Cooper at Southeast Missouri (10-20-18)
Yards Passing	323	Zerrick Cooper at Southeast Missouri (10-20-18)
TD Passes	3	Zerrick Cooper vs Austin Peay (Sep 28, 2018)
	3	Zion Webb at Eastern Kentucky (Oct 06, 2018)
	3	Zerrick Cooper vs Eastern Illinois (Oct 13, 2018)
	3	Zerrick Cooper at Murray St. (Oct 27, 2018)
Long Pass	75	Zerrick Cooper vs Miss. Valley State (Sep 08, 2018)
Receptions	8	Josh Pearson vs North Carolina AT (Aug 25, 2018)
	8	Josh Pearson vs Eastern Illinois (Oct 13, 2018)
	8	Jamari Hester at Southeast Missouri (10-20-18)
Yards Receiving	147	Josh Pearson vs North Carolina AT (Aug 25, 2018)
TD Receptions	3	Josh Pearson vs Eastern Illinois (Oct 13, 2018)
	3	Josh Pearson at Murray St. (Oct 27, 2018)
Long Reception	75	Josh Pearson vs Miss. Valley State (Sep 08, 2018)
Field Goals	2	Cade Stinnett vs Tennessee Tech (Sep 22, 2018)
Long Field Goal	45	Cade Stinnett vs Tennessee Tech (Sep 22, 2018)
Punts	6	Jason Pierce vs North Carolina AT (Aug 25, 2018)
	6	Jason Pierce vs Austin Peay (Sep 28, 2018)
Punting Avg	51.0	Cade Stinnett vs North Carolina AT (Aug 25, 2018)
Long Punt	61	Jason Pierce vs Miss. Valley State (Sep 08, 2018)
Punts inside 20	2	Jason Pierce vs Miss. Valley State (Sep 08, 2018)
	2	Jason Pierce vs Tennessee Tech (Sep 22, 2018)
	2	Jason Pierce at Eastern Kentucky (Oct 06, 2018)
Long Punt Return	27	Daniel Byrd vs Tennessee Tech (Sep 22, 2018)
Long Kickoff Return	39	De'Marcus Flowers vs Eastern Illinois (Oct 13, 2018)
Tackles	11	Jalen Choice at Southeast Missouri (10-20-18)
Sacks	2.0	Connor Christian at Eastern Kentucky (Oct 06, 2018)
Tackles For Loss	3.0	Zsajuan Powe vs Miss. Valley State (Sep 08, 2018)
Interceptions	2	Zack Woodard at Eastern Kentucky (Oct 06, 2018)

2018 Jacksonville State Football
Jacksonville State Game Superlatives (as of Oct 27, 2018)
All games

TEAM GAME HIGHS

Rushes	56	at Murray St. (Oct 27, 2018)
Yards Rushing	366	vs Miss. Valley State (Sep 08, 2018)
Yards Per Rush	7.2	at Eastern Kentucky (Oct 06, 2018)
TD Rushes	8	vs Miss. Valley State (Sep 08, 2018)
Pass attempts	47	at Southeast Missouri (10-20-18)
Pass completions	29	at Southeast Missouri (10-20-18)
Yards Passing	364	vs Eastern Illinois (Oct 13, 2018)
Yards Per Pass	10.3	vs Miss. Valley State (Sep 08, 2018)
TD Passes	5	at Eastern Kentucky (Oct 06, 2018)
Total Plays	86	at Murray St. (Oct 27, 2018)
Total Offense	654	vs Miss. Valley State (Sep 08, 2018)
Yards Per Play	7.9	vs Miss. Valley State (Sep 08, 2018)
Points	71	vs Miss. Valley State (Sep 08, 2018)
Sacks By	4	vs Miss. Valley State (Sep 08, 2018)
	4	vs Eastern Illinois (Oct 13, 2018)
First Downs	31	vs Miss. Valley State (Sep 08, 2018)
	31	at Eastern Kentucky (Oct 06, 2018)
Penalties	14	vs North Carolina AT (Aug 25, 2018)
	14	vs Eastern Illinois (Oct 13, 2018)
Penalty Yards	149	vs North Carolina AT (Aug 25, 2018)
Turnovers	5	at Southeast Missouri (10-20-18)
Interceptions By	2	vs Austin Peay (Sep 28, 2018)
	2	at Eastern Kentucky (Oct 06, 2018)
Punts	7	vs North Carolina AT (Aug 25, 2018)
Punting Avg	47.2	vs Miss. Valley State (Sep 08, 2018)
Long Punt	61	vs Miss. Valley State (Sep 08, 2018)
Punts inside 20	3	vs Miss. Valley State (Sep 08, 2018)
Long Punt Return	27	vs Tennessee Tech (Sep 22, 2018)

2018 Jacksonville State Football
Jacksonville State Game Superlatives (as of Oct 27, 2018)
All games

OPPONENT INDIVIDUAL GAME HIGHS

Rushes	25	CARTWRIGHT,M., vs North Carolina AT (Aug 25, 2018)
Yards Rushing	101	TERRY, Marquis, at Southeast Missouri (10-20-18)
TD Rushes	1	TERRY, Marquis, at Southeast Missouri (10-20-18)
	1	ROBINSON, Mark, at Southeast Missouri (10-20-18)
	1	ANDERSON, Drew, at Murray St. (Oct 27, 2018)
Long Rush	52	ROBINSON, Mark, at Southeast Missouri (10-20-18)
Pass attempts	39	BRANTLEY, John, vs Eastern Illinois (Oct 13, 2018)
Pass completions	28	BRANTLEY, John, vs Eastern Illinois (Oct 13, 2018)
Yards Passing	245	OATSVALL, Jerem, vs Austin Peay (Sep 28, 2018)
TD Passes	4	OATSVALL, Jerem, vs Austin Peay (Sep 28, 2018)
Long Pass	75	OATSVALL, Jerem, vs Austin Peay (Sep 28, 2018)
Receptions	9	HOLLINS, A., vs Eastern Illinois (Oct 13, 2018)
Yards Receiving	90	GOOCH, Aaron, vs Eastern Illinois (Oct 13, 2018)
TD Receptions	2	MONTGOMERY, DJ, vs Austin Peay (Sep 28, 2018)
Long Reception	75	NATION, Tre, vs Austin Peay (Sep 28, 2018)
Field Goals	3	BRUNO, Nick, vs Eastern Illinois (Oct 13, 2018)
Long Field Goal	53	MADONIA, Nick, vs Tennessee Tech (Sep 22, 2018)
Punts	12	Read,Justin, vs Miss. Valley State (Sep 08, 2018)
Punting Avg	46.5	STUART, Devin, vs Austin Peay (Sep 28, 2018)
Long Punt	71	REYNOLDS, Jake, at Southeast Missouri (10-20-18)
Punts inside 20	3	RIVERS,Michael, vs North Carolina AT (Aug 25, 2018)
	3	REYNOLDS, Jake, at Southeast Missouri (10-20-18)
Long Punt Return	23	SMITH, Zack, at Southeast Missouri (10-20-18)
Long Kickoff Return	98	WILSON,Malik, vs North Carolina AT (Aug 25, 2018)
Tackles	17	WILLIAMS, Quin, at Murray St. (Oct 27, 2018)
Sacks	2.0	SWIFT, Justin, at Southeast Missouri (10-20-18)
Tackles For Loss	2.5	HALL, Zach, at Southeast Missouri (10-20-18)
Interceptions	1	WILDER,Antoine, vs North Carolina AT (Aug 25, 2018)
	1	DAVIS, Malik, vs Austin Peay (Sep 28, 2018)
	1	BASCOM, Ben, at Eastern Kentucky (Oct 06, 2018)
	1	SMITH, DySaun, vs Eastern Illinois (Oct 13, 2018)
	1	WILLIAMS, Mark, vs Eastern Illinois (Oct 13, 2018)
	1	FREEMAN, DJ, at Southeast Missouri (10-20-18)
	1	JENKINS, Taj, at Southeast Missouri (10-20-18)
	1	SWIFT, Justin, at Southeast Missouri (10-20-18)
	1	KOCLANAKIS, A., at Murray St. (Oct 27, 2018)

2018 Jacksonville State Football
Jacksonville State Game Superlatives (as of Oct 27, 2018)
All games

OPPONENT TEAM GAME HIGHS

Rushes	36	vs North Carolina AT (Aug 25, 2018)
	36	at Southeast Missouri (10-20-18)
Yards Rushing	184	at Southeast Missouri (10-20-18)
Yards Per Rush	5.1	at Southeast Missouri (10-20-18)
TD Rushes	2	at Southeast Missouri (10-20-18)
Pass attempts	61	vs Eastern Illinois (Oct 13, 2018)
Pass completions	38	vs Eastern Illinois (Oct 13, 2018)
Yards Passing	350	vs Eastern Illinois (Oct 13, 2018)
Yards Per Pass	8.2	vs Austin Peay (Sep 28, 2018)
TD Passes	4	vs Austin Peay (Sep 28, 2018)
Total Plays	80	vs Eastern Illinois (Oct 13, 2018)
Total Offense	388	vs Austin Peay (Sep 28, 2018)
Yards Per Play	6.1	vs Austin Peay (Sep 28, 2018)
Points	37	at Southeast Missouri (10-20-18)
Sacks By	3	vs North Carolina AT (Aug 25, 2018)
	3	vs Tennessee Tech (Sep 22, 2018)
	3	at Southeast Missouri (10-20-18)
First Downs	25	vs Eastern Illinois (Oct 13, 2018)
Penalties	13	vs Austin Peay (Sep 28, 2018)
Penalty Yards	112	vs Austin Peay (Sep 28, 2018)
Turnovers	2	vs Miss. Valley State (Sep 08, 2018)
	2	vs Austin Peay (Sep 28, 2018)
	2	at Eastern Kentucky (Oct 06, 2018)
Interceptions By	3	at Southeast Missouri (10-20-18)
Punts	12	vs Miss. Valley State (Sep 08, 2018)
Punting Avg	46.5	vs Austin Peay (Sep 28, 2018)
Long Punt	71	at Southeast Missouri (10-20-18)
Punts inside 20	3	vs North Carolina AT (Aug 25, 2018)
	3	at Southeast Missouri (10-20-18)
Long Punt Return	23	at Southeast Missouri (10-20-18)

2018 Jacksonville State Football
Jacksonville State Individual Season/Career Statistics (as of Oct 27, 2018)
All games

SEASON										CAREER									
Rushing	gp	att	gain	loss	net	avg	td	lg	avg/g	gp	att	gain	loss	net	avg	td	lg	avg/g	
Jaelen Greene	8	83	472	16	456	5.5	4	65	57.0	8	83	472	16	456	5.5	4	65	57.0	
Zion Webb	7	47	404	29	375	8.0	6	48	53.6	7	47	404	29	375	8.0	6	48	53.6	
Michael Matthews	8	47	270	6	264	5.6	2	24	33.0	8	47	270	6	264	5.6	2	24	33.0	
Zerrick Cooper	8	59	292	66	226	3.8	5	26	28.2	8	59	292	66	226	3.8	5	26	28.2	
Leander Burrowes	6	32	164	5	159	5.0	2	23	26.5	6	32	164	5	159	5.0	2	23	26.5	
Uriah West	7	18	143	2	141	7.8	3	40	20.1	7	18	143	2	141	7.8	3	40	20.1	
Tramel Terry	5	31	128	2	126	4.1	0	12	25.2	17	128	582	26	556	4.3	4	46	32.7	
De'Marcus Flowers	6	6	81	1	80	13.3	1	60	13.3	18	22	177	9	168	7.6	3	60	9.3	
Austin Kinsey	1	11	53	0	53	4.8	1	13	53.0	1	11	53	0	53	4.8	1	13	53.0	
Chappelle Wade	1	4	34	0	34	8.5	0	11	34.0	1	4	34	0	34	8.5	0	11	34.0	
Jake Wisener	2	3	17	0	17	5.7	0	9	8.5	2	3	17	0	17	5.7	0	9	8.5	
Landon Smith	8	1	8	0	8	8.0	0	8	1.0	17	1	8	0	8	8.0	0	8	0.5	
TEAM	5	1	0	4	-4	-4.0	0	0	-0.8										
Total	8	343	2066	131	1935	5.6	24	65	241.9										
Opponents	8	230	811	247	564	2.5	3	52	70.5										

Passing	gp	effic	comp-att-int	pct	yds	td	lg	avg/g	gp	effic	comp-att-int	pct	yds	td	lg	avg/g
Zerrick Cooper	8	155.34	143-228-8	62.7	1958	19	75	244.8	8	155.34	143-228-8	62.7	1958	19	75	244.8
Zion Webb	7	141.28	31-57-1	54.4	417	5	40	59.6	7	141.28	31-57-1	54.4	417	5	40	59.6
Chappelle Wade	1	66.80	1-2-0	50.0	4	0	4	4.0	1	66.80	1-2-0	50.0	4	0	4	4.0
TEAM	5	0.00	0-2-0	0.0	0	0	0	0.0								
Total	8	150.88	175-289-9	60.6	2379	24	75	297.4								
Opponents	8	102.28	133-276-8	48.2	1457	13	75	182.1								

Receiving	gp	no.	yds	avg	td	lg	avg/g	gp	no.	yds	avg	td	lg	avg/g		
Josh Pearson	8	43	733	17.0	15	75	91.6	9	43	733	17.0	15	75	81.4		
Jamari Hester	8	27	436	16.1	4	40	54.5	32	70	969	13.8	10	40	30.3		
Daniel Byrd	8	22	268	12.2	1	49	33.5	31	23	279	12.1	1	49	9.0		
Trae Barry	7	17	253	14.9	1	44	36.1	18	27	496	18.4	4	80	27.6		
Landon Rice	8	13	150	11.5	1	36	18.8	8	13	150	11.5	1	36	18.8		
Shaq Davidson	7	13	149	11.5	1	29	21.3	28	53	650	12.3	4	69	23.2		
Jerad Washington	4	10	97	9.7	0	40	24.2	4	10	97	9.7	0	40	24.2		
Jaelen Greene	8	7	72	10.3	0	24	9.0	8	7	72	10.3	0	24	9.0		
Landon Smith	8	5	46	9.2	0	14	5.8	17	10	91	9.1	0	15	5.4		
Tramel Terry	5	5	46	9.2	0	28	9.2	17	14	134	9.6	0	28	7.9		
Michael Matthews	8	3	38	12.7	0	27	4.8	8	3	38	12.7	0	27	4.8		
Ahmad Edwards	5	2	24	12.0	0	20	4.8	5	2	24	12.0	0	20	4.8		
Leander Burrowes	6	2	19	9.5	0	11	3.2	6	2	19	9.5	0	11	3.2		
Lajarret Ford	8	1	29	29.0	1	29	3.6	8	1	29	29.0	1	29	3.6		
Traco Williams	8	1	7	7.0	0	7	0.9	32	1	7	7.0	0	7	0.2		
CJ Savage	1	1	4	4.0	0	4	4.0	1	1	4	4.0	0	4	4.0		
De'Marcus Flowers	6	1	4	4.0	0	4	0.7	18	1	4	4.0	0	4	0.2		
Zion Webb	7	1	3	3.0	0	3	0.4	7	1	3	3.0	0	3	0.4		
Uriah West	7	1	1	1.0	0	1	0.1	7	1	1	1.0	0	1	0.1		
Total	8	175	2379	13.6	24	75	297.4									
Opponents	8	133	1457	11.0	13	75	182.1									

2018 Jacksonville State Football
Jacksonville State Individual Season/Career Statistics (as of Oct 27, 2018)
All games

SEASON							CAREER						
Total Offense	g	plays	rush	pass	total	avg/g	g	plays	rush	pass	total	avg/g	
Zerrick Cooper	8	287	226	1958	2184	273.0	8	287	226	1958	2184	273.0	
Zion Webb	7	104	375	417	792	113.1	7	104	375	417	792	113.1	
Jaelen Greene	8	83	456	0	456	57.0	8	83	456	0	456	57.0	
Michael Matthews	8	47	264	0	264	33.0	8	47	264	0	264	33.0	
Leander Burrowes	6	32	159	0	159	26.5	6	32	159	0	159	26.5	
Uriah West	7	18	141	0	141	20.1	7	18	141	0	141	20.1	
Tramel Terry	5	31	126	0	126	25.2	17	128	556	0	556	32.7	
De'Marcus Flowers	6	6	80	0	80	13.3	18	22	168	0	168	9.3	
Austin Kinsey	1	11	53	0	53	53.0	1	11	53	0	53	53.0	
Chappelle Wade	1	6	34	4	38	38.0	1	6	34	4	38	38.0	
Jake Wisener	2	3	17	0	17	8.5	2	3	17	0	17	8.5	
Landon Smith	8	1	8	0	8	1.0	17	1	8	0	8	0.5	
TEAM	5	3	-4	0	-4	-0.8							
Total	8	632	1935	2379	4314	539.2							
Opponents	8	506	564	1457	2021	252.6							

			PAT				PAT											
Scoring	td	fg	kick	rush	rcv	pass	dxp	saf	pts	td	fg	kick	rush	rcv	pass	dxp	saf	pts
Josh Pearson	15	-	-	-	-	-	-	-	90	15	-	-	-	-	-	-	-	90
Cade Stinnett	-	3-7	44-45	-	-	-	-	-	53	-	29-45	124-134	-	-	-	-	-	211
Zion Webb	6	-	-	-	-	-	-	-	36	6	-	-	-	-	-	-	-	36
Zerrick Cooper	5	-	-	-	-	1-1	-	-	30	5	-	-	-	-	1-1	-	-	30
Jaelen Greene	4	-	-	-	-	-	-	-	24	4	-	-	-	-	-	-	-	24
Jamari Hester	4	-	-	-	-	-	-	-	24	10	-	-	-	-	-	-	-	60
Uriah West	3	-	-	-	-	-	-	-	18	3	-	-	-	-	-	-	-	18
Leander Burrowes	2	-	-	-	-	-	-	-	12	2	-	-	-	-	-	-	-	12
Michael Matthews	2	-	-	-	-	-	-	-	12	2	-	-	-	-	-	-	-	12
Daniel Byrd	1	-	-	-	1	-	-	-	8	1	-	-	-	1	-	-	-	8
De'Marcus Flowers	1	-	-	-	-	-	-	-	6	4	-	-	-	-	-	-	-	24
Austin Kinsey	1	-	-	-	-	-	-	-	6	1	-	-	-	-	-	-	-	6
Shaq Davidson	1	-	-	-	-	-	-	-	6	4	-	-	-	-	-	-	-	24
Landon Rice	1	-	-	-	-	-	-	-	6	1	-	-	-	-	-	-	-	6
Trae Barry	1	-	-	-	-	-	-	-	6	4	-	-	-	-	-	-	-	24
Lajarret Ford	1	-	-	-	-	-	-	-	6	1	-	-	-	-	-	-	-	6
Marshall Clark	-	-	1-1	-	-	-	-	-	1	-	-	1-1	-	-	-	-	-	1
Bryant Wallace	-	-	1-1	-	-	-	-	-	1	-	-	1-1	-	-	-	-	-	1
Total	48	3-7	46-47	-	1	1-1	-	-	345									
Opponents	19	8-12	13-18	0-1	-	-	-	1	153									

Punt Returns	no.	yds	avg	td	lg	no.	yds	avg	td	lg
Daniel Byrd	9	75	8.3	0	27	9	75	8.3	0	27
Jerad Washington	3	5	1.7	0	6	3	5	1.7	0	6
CJ Savage	3	-1	-0.3	0	3	3	-1	-0.3	0	3
Cagan Campbell	1	-1	-1.0	0	0	1	-1	-1.0	0	0
Lajarret Ford	1	8	8.0	0	8	1	8	8.0	0	8
Total	17	86	5.1	0	27					
Opponents	14	71	5.1	0	23					

Kick Returns	no.	yds	avg	td	lg	no.	yds	avg	td	lg
De'Marcus Flowers	9	218	24.2	0	39	29	702	24.2	1	87
Yul Gowdy	9	161	17.9	0	34	9	161	17.9	0	34
Leander Burrowes	1	17	17.0	0	17	1	17	17.0	0	17
Total	19	396	20.8	0	39					
Opponents	32	629	19.7	1	98					

2018 Jacksonville State Football
Jacksonville State Individual Season/Career Statistics (as of Oct 27, 2018)
All games

SEASON						CAREER					
Interceptions	no.	yds	avg	td	lg	no.	yds	avg	td	lg	
Zack Woodard	3	29	9.7	0	18	3	29	9.7	0	18	
Traco Williams	2	56	28.0	0	45	2	56	28.0	0	45	
Darius Joiner	1	24	24.0	0	24	1	24	24.0	0	24	
Christian Wafford	1	0	0.0	0	0	1	0	0.0	0	0	
Marlon Bridges	1	0	0.0	0	0	8	146	18.2	1	73	
Total	8	109	13.6	0	45						
Opponents	9	66	7.3	1	37						

Fumble Returns	no.	yds	avg	td	lg	no.	yds	avg	td	lg
Malik Thompson	1	5	5.0	0	5	1	5	5.0	0	5
Total	1	5	5.0	0	5					
Opponents	0	0	0.0	1	0					

All Purpose	g	rush	rcv	pr	kr	ir	total	avg/g	g	rush	rcv	pr	kr	ir	total	avg/g
Josh Pearson	8	0	733	0	0	0	733	91.6	9	0	733	0	0	0	733	81.4
Jaelen Greene	8	456	72	0	0	0	528	66.0	8	456	72	0	0	0	528	66.0
Jamari Hester	8	0	436	0	0	0	436	54.5	32	0	969	0	0	0	969	30.3
Zion Webb	7	375	3	0	0	0	378	54.0	7	375	3	0	0	0	378	54.0
Daniel Byrd	8	0	268	75	0	0	343	42.9	31	0	279	75	118	0	472	15.2
De'Marcus Flowe	6	80	4	0	218	0	302	50.3	18	168	4	6	702	0	880	48.9
Michael Matthew	8	264	38	0	0	0	302	37.8	8	264	38	0	0	0	302	37.8
Trae Barry	7	0	253	0	0	0	253	36.1	18	0	496	0	0	0	496	27.6
Zerrick Cooper	8	226	0	0	0	0	226	28.2	8	226	0	0	0	0	226	28.2
Leander Burrowe	6	159	19	0	17	0	195	32.5	6	159	19	0	17	0	195	32.5
Tramel Terry	5	126	46	0	0	0	172	34.4	17	556	134	0	0	0	690	40.6
Yul Gowdy	8	0	0	0	161	0	161	20.1	9	0	0	0	161	0	161	17.9
Landon Rice	8	0	150	0	0	0	150	18.8	8	0	150	0	0	0	150	18.8
Shaq Davidson	7	0	149	0	0	0	149	21.3	28	0	650	0	0	0	650	23.2
Uriah West	7	141	1	0	0	0	142	20.3	7	141	1	0	0	0	142	20.3
Jerad Washingto	4	0	97	5	0	0	102	25.5	4	0	97	5	0	0	102	25.5
Traco Williams	8	0	7	0	0	56	63	7.9	32	0	7	0	0	56	63	2.0
Landon Smith	8	8	46	0	0	0	54	6.8	17	8	91	0	0	0	99	5.8
Austin Kinsey	1	53	0	0	0	0	53	53.0	1	53	0	0	0	0	53	53.0
Lajarret Ford	8	0	29	8	0	0	37	4.6	8	0	29	8	0	0	37	4.6
Chappelle Wade	1	34	0	0	0	0	34	34.0	1	34	0	0	0	0	34	34.0
Zack Woodard	8	0	0	0	0	29	29	3.6	8	0	0	0	0	29	29	3.6
Ahmad Edwards	5	0	24	0	0	0	24	4.8	5	0	24	0	0	0	24	4.8
Darius Joiner	8	0	0	0	0	24	24	3.0	8	0	0	0	0	24	24	3.0
Jake Wisener	2	17	0	0	0	0	17	8.5	2	17	0	0	0	0	17	8.5
CJ Savage	1	0	4	-1	0	0	3	3.0	1	0	4	-1	0	0	3	3.0
Cagan Campbell	3	0	0	-1	0	0	-1	-0.3	3	0	0	-1	0	0	-1	-0.3
TEAM	5	-4	0	0	0	0	-4	-0.8								
Total	8	1935	2379	86	396	109	4905	613.1								
Opponents	8	564	1457	71	629	66	2787	348.4								

Field Goals	att	good	long	blkd	att	good	long	blkd
Cade Stinnett	7	3	45	2	45	29	50	7
Total	7	3	45	2				
Opponents	12	8	53	3				

Punting	no.	yds	avg	lg	blk	no.	yds	avg	lg	blk
Jason Pierce	29	1186	40.9	61	0	29	1186	40.9	61	0
Cade Stinnett	7	295	42.1	51	0	10	409	40.9	51	0
Jonatan Ward	1	46	46.0	46	0	1	46	46.0	46	0
Total	37	1527	41.3	61	0					
Opponents	69	2865	41.5	71	0					

All games

Defensive Leaders	gp	ua	a	total	tfl	sack	int	pbu	fr	ff	blk	gp	ua	a	total	tfl	sack	int	pbu	fr	ff	blk
42 Jalen Choice	8	23	25	48	6.5	31	31	41	72	9.5	1.0
35 Quan Stoudemire	8	16	22	38	4.5	2.0	44	73	102	175	18.5	3.5	.	6	.	.	.
13 Traco Williams	8	21	13	34	4.0	.	2	5	.	.	.	32	56	45	101	6.5	1.0	2	7	.	1	.
1D Marlon Bridges	7	20	14	34	0.0	.	1	31	107	95	202	10.0	1.0	8	11	.	5	1
32 Christian Wafford	8	16	11	27	6.5	1.0	1	3	1	.	.	25	38	23	61	11.5	1.0	1	4	1	.	.
7D Yul Gowdy	8	22	4	26	0.0	.	.	5	.	.	.	9	22	6	28	0.0	.	.	5	.	.	.
93 ROBINSON,Randy	8	11	12	23	6.0	2.0	4	45	43	71	114	21.5	10.5	.	1	2	1	7
1P Jacquez Payton	8	11	9	20	0.5	.	.	8	.	1	.	20	23	17	40	0.5	.	.	12	.	1	.
24 Zack Woodard	8	8	10	18	3.5	0.5	3	1	.	.	.	8	8	10	18	3.5	0.5	3	1	.	.	.
56 Connor Christian	8	8	9	17	7.0	4.5	1	20	20	30	50	12.5	8.0	1
8D Denzil Ware	8	5	11	16	3.0	2.0	8	5	11	16	3.0	2.0
18 Malik Feaster	8	14	2	16	0.0	.	.	6	.	.	.	8	14	2	16	0.0	.	.	6	.	.	.
14 Jeremiah Harris	7	11	3	14	0.0	.	.	1	.	.	.	7	11	3	14	0.0	.	.	1	.	.	.
9D Darius Joiner	8	8	5	13	1.0	.	1	3	.	.	.	8	8	5	13	1.0	.	1	3	.	.	.
95 McKINNEY,Tyre	8	4	7	11	1.5	0.5	24	11	11	22	5.5	2.5
49 Monty Young	8	4	6	10	2.0	1.5	43	30	32	62	16.5	9.0	.	1	1	1	.
99 LANG,Montrez	8	3	6	9	2.0	32	21	43	64	8.0	1.0	.	1	.	.	.
2D Tre' Threat	8	4	5	9	4.5	1.0	8	4	5	9	4.5	1.0
40 DJ Coleman	7	6	2	8	2.5	1.0	7	6	2	8	2.5	1.0
3P Zsajuan Powe	2	6	2	8	3.0	1.0	2	6	2	8	3.0	1.0
48 Joseph Roberts	8	3	5	8	2.5	1.0	44	16	31	47	12.5	5.5	.	.	2	1	.
25 EJ Moss	7	4	3	7	2.5	0.5	43	23	33	56	16.0	6.0	.	.	2	1	.
34 Bryce Handy	5	5	.	5	1.0	17	9	1	10	1.0
4D J. Thomas-Thornton	8	3	2	5	0.0	0.5	.	1	.	1	.	31	14	17	31	8.0	4.0	.	2	2	2	.
43 Malik Thompson	5	4	.	4	0.0	.	.	.	1	1	.	5	4	.	4	0.0	.	.	.	1	1	.
28 Stevonte Tullis	8	2	2	4	0.0	8	2	2	4	0.0
1C Charles Crawford	2	3	.	3	0.0	10	8	4	12	1.0	1.0	1
3D Ja'Cobie Lofton	1	1	2	3	0.0	.	.	1	.	.	.	1	1	2	3	0.0	.	.	1	.	.	.
26 Li'cedric Varner	7	2	1	3	0.0	14	6	3	9	0.0
39 Phillip Russell	8	2	.	2	0.0	8	2	.	2	0.0
16 Cagan Campbell	3	2	.	2	0.0	.	.	1	.	.	.	3	2	.	2	0.0	.	.	1	.	.	.
46 Cole Corkren	3	1	.	1	0.0	3	1	.	1	0.0
50 Anthony Nesby	2	.	1	1	0.0	2	.	1	1	0.0
2B Leander Burrowes	6	1	.	1	0.0	6	1	.	1	0.0
10 Tramel Terry	5	1	.	1	0.0	17	1	.	1	0.0
38 Tre Bendolph	1	.	1	1	0.0	1	.	1	1	0.0
89 Lajarret Ford	8	.	1	1	0.0	8	.	1	1	0.0
86 Logan McVay	8	.	1	1	0.0	8	.	1	1	0.0
15 Craig Copeland	3	.	1	1	0.0	3	.	1	1	0.0
3K Austin Kinsey	1	1	.	1	0.0	1	1	.	1	0.0
6D George Steele	1	.	1	1	0.0	1	.	1	1	0.0
2C Chris Cotter	6	1	.	1	0.0	6	1	.	1	0.0
90 Daniel Byrd	8	1	.	1	0.0	31	16	9	25	0.0
19 Cade Stinnett	8	1	.	1	0.0	38	2	3	5	0.0
29 Myles Brown	1	.	1	1	0.0	1	.	1	1	0.0
85 Ty Minshew	7	.	.	.	0.0	22	.	.	.	0.0
55 Nahum Horton	2	.	.	.	0.0	.	.	1	.	.	.	2	.	.	.	0.0	.	.	1	.	.	.
Total	8	259	200	459	64	19	8	36	2	3	5											
Opponents	8	352	252	604	33	13	9	25	8	8	2											