

# JSU

## 2016 FOOTBALL

### #3/4 Jacksonville State (4-1, 1-0 Ohio Valley Conference) vs. Austin Peay (0-5, 0-4 Ohio Valley Conference)

**Game 6 • Oct. 15, 2016 • 1 p.m. CT**  
**Burgess-Snow Field (24,000) • Jacksonville, Ala.**

[f /JSUGamecocks](#) [t @JSUGamecocks](#) [i @JSUGamecocks](#) [s JSUGamecocks](#)

#### QUICK HITS

- The Gamecocks and Governors will meet on the gridiron for the 27th time this week and the 15th time in Jacksonville. JSU is 17-6-3 all-time against APSU and is 10-3-1 at home in the series.
- JSU has won the last nine meetings in the series with APSU, whose last win over the Gamecocks came in 1979. The two didn't play again until 2007, when the Gobs returned to the OVC from playing non-scholarship Div. I-AA football.
- JSU is coming off a 40-21 win over Tennessee Tech last week that saw senior running back Josh Clemons record career highs with 110 rushing yards and three rushing touchdowns.
- After the Oct. 8 win over Tennessee Tech, JSU has a 25-game regular-season winning streak against non-FBS foes, dating back to a loss at No. 2 Eastern Illinois on Nov. 16, 2013. The Gamecocks' lone regular season losses since the start of 2014 have come to FBS powerhouses (Michigan State in 2014, Auburn in 2015 and LSU in 2016). John Grass has not lost a regular season game to a non-FBS opponent.
- JSU has won its last 18 OVC games, the longest active conference winning streak in Division I. Clemson (ACC) and San Diego State (MWC) are tied for second with 12 in a row. N.C. Central (MEAC) is second in FCS with 10.
- Senior quarterback Eli Jenkins needs just 45 yards to become the third OVC player with 10,000 yards of total offense.

#### THE GAMECOCKS BY THE NUMBERS

**0** - Times an non-FBS team has rushed for 100 yards against the Gamecocks this season.

**11** - Consecutive home wins by JSU, the longest active home winning streak in FCS.

**16.5** - Career sacks by junior Darius Jackson, breaking the school's career sacks record of 16.0 held by Chris Landrum, Sr., and Warren Blair.

**18** - Consecutive wins over Ohio Valley Conference foes for Jacksonville State, dating back to the 2013 season.

**25** - Straight regular season games JSU has won against non-FBS Opponents, with the last such loss coming at EIU on 11/16/13.

**25** - Consecutive wins by JSU when scoring at least 30 points.

**37** - Consecutive weeks the Gamecocks have been ranked in the Top 10 of at least one of the two major FCS Polls, dating back to the final polls of 2014.

**43** - Consecutive games in which Josh Barge has caught at least one pass, one away from OVC record (44 by Samford's Jeff Moore) and two from the FCS record (three players).

**45** - Yards of Total Offense needed by Eli Jenkins to become the third player in OVC history with 10,000 yards of total offense in a career (Jimmy Garropolo: EIU/2010-13, Casey Brockman: MUR/2009-12).

**81** - Where JSU is ranked in the latest Sagarin rankings, second to NDSU among all FCS teams and ahead of 49 FBS programs.

**98.2** - Rushing yards per game by Eli Jenkins this season, most by any quarterback in FCS and second amongst all of Division I QBs to only Lamar Jackson of Louisville.

**149** - Consecutive carries by non-FBS opponents against JSU without a run of at least 20 yards.

**6,652** - Passing yards by Eli Jenkins, passing Montressa Kirby for second in JSU history and only 493 away from Ed Lett's career passing record.

**19,033** - Average attendance in three JSU home games this season, third highest average in FCS.

**57,100** - Fans that have attended JSU's two home games at Burgess-Snow Field, fourth-most in FCS.

#### ON THE AIR



#### JSU Radio Network

Mike Parris, play-by-play  
Ray Hammett, analyst  
Steven Floyd, Sidelines



#### OVC Digital Network

Mickey Shadrix, play-by-play  
Butch Barker, analyst

#### JSU SPORTS INFORMATION

**Associate AD/Football SID** . . . . . Josh Underwood  
. . . . . [underwood@jsu.edu](mailto:underwood@jsu.edu); 256-782-5915; cell-256-453-0545

**Assistant SID/Football SID** . . . . . Tyler Brown  
. . . . . [tabrown@jsu.edu](mailto:tabrown@jsu.edu); 256-782-5977; cell-423-619-0557  
[JSUGamecockSports.com](http://JSUGamecockSports.com)

#### 2016 SCHEDULES

### Jacksonville State Gamecocks (4-1, 1-0 OVC)

DATE	OPPONENT	TIME (CT)
<b>SEPTEMBER (3-1)</b>		
<b>1</b>	<b>NORTH ALABAMA (TV24)</b>	<b>W, 31-12</b>
10	at LSU (ESPNU)	L, 34-13
<b>17</b>	<b>COASTAL CAROLINA (TV24)</b>	<b>W, 27-26</b>
24	at Liberty (ESPN3)	W, 48-19
<b>OCTOBER (1-0)</b>		
<b>8</b>	<b>*TENNESSEE TECH (ESPN3)</b>	<b>W, 40-21</b>
<b>15</b>	<b>*AUSTIN PEAY (TV24)</b>	<b>1 p.m.</b>
22	*at Eastern Kentucky	2 p.m.
<b>29</b>	<b>*EASTERN ILLINOIS (TV24)</b>	<b>2 p.m.</b>
<b>NOVEMBER (0-0)</b>		
5	*at Southeast Missouri	1 p.m.
12	*at Murray State	1 p.m.
<b>19</b>	<b>*UT MARTIN (TV24)</b>	<b>1 p.m.</b>

### Austin Peay Governors (0-5, 0-4 OVC)

DATE	OPPONENT	TIME (CT)
<b>SEPTEMBER (0-3)</b>		
3	at Troy	L, 57-17
<b>10</b>	<b>*TENNESSEE TECH</b>	<b>L, 41-7</b>
24	*at Eastern Illinois	L, 56-35
<b>OCTOBER (0-2)</b>		
<b>1</b>	<b>*MURRAY STATE</b>	<b>L, 45-17</b>
8	*at UT Martin	L, 45-31
15	*at Jacksonville State	1 p.m.
<b>22</b>	<b>MERCER</b>	<b>4 p.m.</b>
29	*at Southeast Missouri	1 p.m.
<b>NOVEMBER (0-0)</b>		
<b>5</b>	<b>*TENNESSEE STATE</b>	<b>4 p.m.</b>
<b>12</b>	<b>*EASTERN KENTUCKY</b>	<b>4 p.m.</b>
19	at Kentucky	TBA

\* - OVC Game

#### MEET THE TEAMS

### Jacksonville State

**Record** 4-1, 1-0 Ohio Valley Conference  
**Ranking** 3rd in STATS Poll  
4th in Coaches Poll  
**Last Game** Oct. 8 vs. Tennessee Tech  
Won, 40-21  
**Head Coach** John Grass (Jacksonville State, '90)  
**Career Record** 27-5/3rd year  
**JSU Record** 27-5/3rd year  
**Grass vs. APSU** 2-0  
**vs. Healy** 0-0  
**JSU vs. APSU** 17-6-3



### Austin Peay

**Record** 0-5, 0-4 Ohio Valley Conference  
**Ranking** Not Ranked in STATS Poll  
Not Ranked in CP  
**Last Game** Oct. 8 at UT Martin  
Lost, 45-31  
**Head Coach** Will Healy (Richmond, '08)  
**Career Record** 0-5/1st year  
**APSU Record** 0-5/1st year  
**vs. JSU** 0-0  
**vs. Grass** 0-0



**CHAMPIONS • 2003 • 2004 • 2011 • 2014 • 2015**

# Austin Peay Week Schedule (Schedule subject to change)

<p><b>10</b> <b>Monday</b> <b>Grass Weekly Presser</b> 11:30 a.m. - Field House Coxwell Room 12 p.m. - Lunch Cafeteria</p> <p><b>Practice</b> 3 p.m.</p>	<p><b>11</b> <b>Tuesday</b> <b>OVC Teleconference</b> 10 a.m. - Grass on call at 10:21 a.m.</p> <p><b>Practice</b> 3 p.m.</p>	<p><b>12</b> <b>Wednesday</b> <b>Practice</b> 3 p.m.</p>	<p><b>13</b> <b>Thursday</b> <b>Practice</b> 3 p.m. No Player Availability</p>	<p><b>14</b> <b>Friday</b> <b>Walk Through</b> 3 p.m. No Player Availability</p>	<p><b>15</b> <b>Saturday</b> <b>Gameday</b> JSU vs. APSU JSU Stadium 1 p.m. CT</p> <p><b>Post Game</b> Coach Grass and Players will be available in 6th Floor Press Conference Room after game.</p>	<p><b>16</b> <b>Sunday</b> <b>Off Day</b></p>
--	---	--	--	--	---	---

**JACKSONVILLE STATE SPORTS INFORMATION**

## MEDIA POLICIES

### PRESS CONFERENCE

John Grass' weekly press luncheon is held each Monday in the James Coxwell Social Room at the Gamecock Field House at 11:30 a.m. After lunch, members of the football team will meet with the media until 2 p.m. If a specific player is needed, contact Greg Seitz by Sunday to make arrangements for the interview.

### JOHN GRASS ON THE WEB

Media members can watch John Grass' full press conference each week. The video will be uploaded by 4 p.m. CT each Monday at JSUGamecockSports.com.

### MONDAY TRANSCRIPTIONS

Exact transcriptions of John Grass' Monday press conferences are available by 4 p.m. each Monday on the athletic web site at JSUGamecockSports.com.

### COACHES INTERVIEWS

Outside his regular Monday press conference, the best time for Coach Grass interviews is between 9-10 a.m. until Wednesday. Please contact the JSU SID office to make specific arrangements.

### PLAYER INTERVIEWS

If at all possible, player interviews need to be conducted during Monday's weekly press conference.



@JSUGamecocks  
@Coach\_Grass  
#JSUGamecocks

facebook.com/JSUGamecocks  
instagram/JSUGamecocks  
Snapchat/JSUGamecocks



## OVC TELECONFERENCE

Teleconferences featuring the league's head coaches will be conducted during the season. Those participating in the call should dial in five minutes prior to the scheduled start (10:00 a.m. CST each Tuesday).

1-800-356-8278 – code 781148

Call Schedule (Each Tuesday morning, beginning Aug. 26 and continuing through Nov. 25)

- Murray State 10:00 a.m.
- Tennessee Tech 10:07 a.m.
- Eastern Illinois 10:14 a.m.
- Jacksonville State 10:21 a.m.**
- Southeast Missouri 10:28 a.m.
- Austin Peay 10:35 a.m.
- Tennessee Martin 10:42 a.m.
- Tennessee State 10:49 a.m.
- Eastern Kentucky 10:56 a.m.



## JSU SPORTS INFORMATION STAFF

The Jacksonville State Sports Information offices are located on the second floor of Kenamer Hall.



**JOSH UNDERWOOD**  
Associate AD  
FB Contact  
underwood@jsu.edu  
Office: 256-782-5915  
Cell: 256-453-0545  
@josh\_underwood1



**TYLER BROWN**  
Assistant SID  
FB Contact  
tabrown@jsu.edu  
Office: 256-782-5977  
Cell: 423-619-0557  
@tylerbrown\_91



**TONY SCHMIDT**  
Assistant SID  
aschmidt@jsu.edu  
Office: 256-782-5377  
Cell: 256-689-8524  
@tschmidt\_jsu



**THE COACHES**
**Jacksonville State Head Coach John Grass**

**John Grass** has a 27-5 record in his third season as the Gamecocks' head coach, the best 32-game start in JSU and the second-best in FCS history. He is 17-0 in OVC play, the best conference start by a coach in OVC and FCS history.

**Grass'** unprecedented start to his collegiate head coaching career has seen the 1990 JSU graduate win back-to-back OVC titles, while also claiming the **Roy Kidd** OVC Coach of the Year Award each of those first two seasons. In 2014, he was voted the AFCA's Region Coach of the Year before being the first Gamecock in Division I to be voted the AFCA's National Coach of the Year in 2015.

He served as JSU's offensive coordinator on **Bill Clark's** staff in 2013 before being promoted to the head coach after one season.

Prior to coming to JSU in 2013, **Grass** was head coach at Oxford (Ala.) High School from 2008-2012, where he posted five straight winning seasons and a 41-16 record. He also served as head coach at Spain Park from 2006-07, where he was named the 2007 AHSAA Class 6A Coach of the Year. He also was the head coach at Moody High School (2003-05), Albertville High School (2002-03) and Asheville High School (1995-99).

He began his coaching career at his alma mater of Asheville High School, and also was an assistant at Eufaula and Hoover High School.

**APSU Head Coach Will Healy**

**Will Healy** was announced as Austin Peay State University's 19th football coach, Dec. 20, before being introduced at a press conference two days later.

He replaced **Kirby Cannon** and immediately became the second youngest coach (30 years old) at the Division I level behind Maine's **Joe Harsymiak** (age 29).

**Healy** came to Austin Peay after serving seven seasons as an assistant coach at Chattanooga. He worked under head coach **Russ Huesman** in helping restore the Mocs to a respectable FCS program. After arriving in 2009, Healy was part of a staff that had the best turnaround in school history in 2009 (from 1-11 to 6-5) and only improved from that point on. The Mocs won or shared Southern Conference Championships each of the last three seasons, making FCS playoff appearances in 2014 and 2015. In fact, the Mocs finished 9-4 in 2015, including narrow losses to FCS championship finalist Jacksonville State, the FCS quarterfinal contest going into overtime.

The Chattanooga native served as wide receivers coach, passing-game coordinator and recruiting coordinator. **Healy** received his bachelor's degree from Richmond in Rhetoric and Communication Studies in December 2008, He literally went from the playing field to coaching, joining **Huesman** at UTC as a young assistant in 2009.

**PROBABLE STARTERS**
**Jacksonville State Probable Starting Offense**

TE	80	Luke Smith	6-4	240	R-Sr.
X-WR	15	Krenwick Sanders	6-2	204	R-So.
LT	58	Nick Johnson	6-2	280	R-Sr.
LG	69	Justin Lea	6-4	290	R-Jr.
C	50	Casey Dunn	6-3	290	Sr.
RG	75	Kyron Samuels	6-2	320	R-Sr.
RT	77	Dylan Cline	6-3	290	R-So.
QB	7	Eli Jenkins	6-2	210	R-Sr.
RB	22	Josh Clemons	5-10	220	R-Sr.
Z-WR	12	Josh Barge	6-1	183	R-Sr.
H-WR	87	Demontez Terry	5-8	148	R-So.

**Jacksonville State Probable Starting Defense**

BAN	40	Darius Jackson	6-3	237	R-Jr.
NT	93	Randy Robinson	6-2	307	So.
DT	92	Desmond Owino	6-5	280	Sr.
SLB	5	Siran Neal	6-1	205	R-Jr.
MLB	35	Quan Stoudemire	6-1	250	R-So.
WLB	3	Joel McCandless	6-0	229	Jr.
DE	48	Joseph Roberts	6-3	251	R-So.
CB	6	Reggie Hall	6-3	200	Jr.
FS	43	Marlon Bridges	6-1	210	R-Fr.
SS	8	Ra'Shad Green	6-0	185	R-Sr.
CB	11	Jaylen Hill	6-0	185	R-Sr.

**Jacksonville State Special Teams**

P	18	Dean Kelly	6-2	180	Jr.
PK	19	Cade Stinnett	6-1	270	R-So.
KOR	6	Reggie Hall	6-2	215	So.
	4	Dorien Dickey	5-9	165	R-Fr.
PR	12	Josh Barge	6-1	183	R-Sr.
LS	47	Josh Brady	6-3	214	Fr.
HOLD	81	Gavin Golsan	5-11	185	Sr.

**APSU Probable Starting Offense**

QB	12	Timarious Mitchell	6-0	205	R-Sr.
TB	24	Marvin Franklin	5-11	176	R-Fr.
WR	4	Kyran Moore	5-10	155	Jr.
WR	1	Jared Beard	6-0	206	Jr.
TE	8	James Coleman	6-4	263	Jr.
WR	21	Rashaan Coleman	5-9	188	Sr.
LT	60	Darryl Johnson	6-3	302	Jr.
LG	70	Tyler Miles	6-3	321	R-Sr.
C	77	Byron Glass	6-2	286	So.
RG	75	Ryan Rockensuess	6-5	308	So.
RT	69	Max Ewoltdt	6-5	316	R-Jr.

**APSU Probable Starting Defense**

DE	47	Shaun Whittinghill	6-4	226	R-Fr.
DT	16	Zach Stuart	6-2	212	Jr.
NT	71	Jule Pace	6-1	284	Jr.
DE	90	Jaison Williams	6-2	225	Fr.
WLB	25	Neonta Alexander	6-2	215	Fr.
MLB	36	Gunnar Scholato	6-2	230	R-So.
NICKEL	5	DeKeivis Perry	5-9	176	Jr.
BC	1	Roderick Owens	5-11	184	Sr.
BS	4	Chris Hopkins	6-1	200	Fr.
FS	2	Malik Boynton	5-11	190	Jr.
FC	9	Trent Taylor	6-0	170	Fr.

**APSU Special Teams**

KO	23	Nick Gauna	6-0	175	Sr.
K	23	Nick Gauna	6-0	175	Sr.
LS	58	Alex Harrelson	6-0	240	Sr.
H	39	Devin Stuart	5-11	172	R-Fr.
P	39	Devin Stuart	5-11	172	R-Fr.
PR	4	Kyran Moore	5-10	155	Jr.
KR	4	Kyran Moore	5-10	155	Jr.
	82	Tyree Harris	6-3	185	Jr.

**Tale of the Tape**

Here is a statistical comparison of both JSU and APSU:

	<b>Jax State</b>	<b>APSU</b>
Rushing Offense	253.2	123.0
Passing Offense	229.4	204.2
<b>TOTAL OFFENSE</b>	<b>482.6</b>	<b>327.2</b>
Rushing Defense	88.8	245.6
Passing Defense	181.4	349.0
<b>TOTAL DEFENSE</b>	<b>270.2</b>	<b>594.6</b>
Scoring Offense	31.8	21.4
Scoring Defense	22.4	48.8

**Grass In Uncharted Fields**

JSU head coach **John Grass** has found himself in a territory not many coaches have ever gone. His 27-5 record is the best start in JSU history by a head coach and second to North Dakota State's **Chris Klieman** for the best start to an FCS career by any coach. **Grass** is the only coach in FCS history to go 16-0 in conference play to start his coaching career and has improved that start to 17-0 in league play.

**Most Conference Wins in First Two Years of Coaching Career**

<b>Coach, School</b>	<b>All</b>	<b>Conf.</b>	
John Grass, Jacksonville State (2014-A)	16-0	8-0/8-0	1.000
Dale Lennon, Southern Illinois (2008-09)	15-1	7-1/8-0	.934
Dino Babers, Eastern Illinois (2012-13)	14-1	6-1/8-0	.933
Chris Klieman, North Dakota State (2014-A)	14-2	7-1/7-1	.875

**Best records in FCS history through 32 games**

Chris Klieman, North Dakota State (2014-A)	29-3
John Grass, Jacksonville State (2014-A)	27-5

**Gamecocks Getting Offensive**

Jacksonville State finished 2015 ranked fourth nationally in total offense after being ranked fourth in 2014. JSU has had 600 yards of total offense eight times since John Grass took over as head coach, twice as many as it had in school history before the 2014 season. Here's a list of the Gamecocks 600-plus yards of total offense games in the school's Division I history:

<b>Yards</b>	<b>Opponent</b>	<b>Date</b>	<b>Rush Yds/Pass Yds</b>
1. 655	vs Austin Peay	Nov. 1, 2014	416 rush/239 pass
2. 652	vs Murray State	Sept. 28, 2013	318 rush/334 pass
3. 646	vs Samford	Nov. 6, 2004	453 rush/193 pass
4. 640	vs Chattanooga	Dec. 5, 2015	432 rush/208 pass
5. 639	vs Sam Houston State	Dec. 19, 2015	360 rush/279 pass
6. 630	vs West Alabama	Sept. 20, 2014	336 rush/294 pass
7. 628	at Murray State	Sept. 28, 2014	382 rush/246 pass
8. 619	at Tennessee Tech	Oct. 17, 2015	341 rush/278 pass
9. 617	vs Southeast Missouri	Nov. 14, 2015	399 rush/218 pass
10. 612	at Southeast Missouri	Nov. 22, 2014	372 rush/245 pass
11. 609	vs Eastern Kentucky	Nov. 5, 2011	309 rush/300 pass
12. 606	vs Nicholls State	Sept. 25, 1999	150 rush/456 pass

**Gamecocks On the Air**

The Gamecock Sports Network continues to provide Gamecock Fans the best coverage of JSU football throughout the southeast. The anchor of the Gamecock Football Network is the JSU campus station WLJS-FM 91.9 and the JSU Sports Network affiliates will allow Gamecock football to be heard in four southeast states and can reach a worldwide audience on the Internet at [www.JSUGamecockSports.com](http://www.JSUGamecockSports.com). Radio veteran Mike Parris is in his 33rd season calling play-by-play and Ray Hammett provides color.

Here's a list of the radio affiliates that will carry Gamecock Football.

<b>WLJS-FM 91.9</b>	(Jacksonville State University)	<b>WKXX-FM 102.9</b>	
<b>WVOK-FM 97.9</b>	(Oxford/Anniston/Talladega)		(Gadsden/Boaz/Albertville/Huntsville)

**JSU vs. the OVC**

Before joining the OVC prior to the 2003 season, Jacksonville State had faced only four teams from the Ohio Valley Conference. Jax State is **111-39-8** all-time versus teams from the Ohio Valley Conference. Since joining the OVC, the Gamecocks are **81-23** against the league. Below is a series breakdown against the OVC.

<b>Team</b>	<b>Record</b>
Austin Peay	17-6-3
Eastern Illinois	7-6
Eastern Kentucky	7-6
Murray State	11-2
SE Missouri State	16-4
Tennessee-Martin	30-7
Tennessee State	9-2
Tennessee Tech	14-6
<b>TOTAL</b>	<b>111-39-8</b>

**Longest Plays Since Joining the Ohio Valley Conference in 2003**

**Rush:** 87, Justice Owens at Liberty (9/24/16)  
**Rush TD:** 87, Justice Owens at Liberty (9/24/16)  
**Pass:** 88, Eli Jenkins to Markis Merrill vs West Alabama (9/20/14)  
**Pass TD:** 88, Eli Jenkins to Markis Merrill vs West Alabama (9/20/14)  
**Punt Return:** 88, Maurice Dupree at Murray State (9/29/07)  
**Kick Return:** 99, Gabriel Chambers at Kentucky (10/22/11); Maurice Dupree vs Southeast Missouri (10/4/08)  
**Int. Return:** 98, Pierre Warren at Tennessee State (11/19/11)  
**Fumble Return:** 75, Pierre Warren vs Chattanooga (9/8/12)  
**Blocked FG Ret:** 72, Andrew Ridgeway vs Tenn State (11/15/08)  
**Punt:** 86, Hamish MacInnes at Tennessee Tech (10/26/13)  
**Field Goal:** 52, Steven Lee vs Murray State (10/4/03)



## JSU vs. RANKED FCS FOES

Since joining the Division I-AA ranks in 1995, the Gamecocks are 28-40 versus ranked opponents. **Under John Grass, JSU is 9-2 vs ranked opponents.** Here's a complete list vs ranked opponents:

Year	Opponent	Result
1995	#4 Troy State	L, 35-7
1996	#9 SF Austin	L, 42-10
1996	#4 Troy State	L, 31-21
1996	#7 at SW Mo. St.	L, 34-9
1997	at #2 Troy State	L, 49-0
1997	#11 McNeese St.	L, 27-6
1997	at #13 SF Austin	L, 41-15
1997	#15 Nicholls State	L, 16-14
1997	#24 SW Missouri	L, 47-42
1998	at #1 McNeese St.	L, 30-14
1998	#3 Ga. Southern	L, 51-32
1998	#9 NW State	L, 53-36
1998	#14 Troy State	L, 31-7
1999	#3 Ga. Southern	L, 51-14
1999	at #22 SF Austin	L, 33-16
1999	at #6 Troy State	L, 35-16
2000	at #22 McNeese	L, 28-0
2000	#10 NW State	W, 28-24
2000	#3 Troy State	L, 28-0
2001	at #23 SF Austin	L, 44-37
2001	#21 SW Texas	W, 38-17
2001	at #15 NW State	L, 42-17
2001	at #18 Sam Houston	L, 55-30
2001	#11 McNeese State	L, 31-21
2002	#2 McNeese State	L, 28-22
2002	#3 Northwestern State	W, 19-10
2002	#4 Georgia Southern	L, 41-3
2003	at #8 Western Kentucky	L, 45-7
2004	at #2 Furman	L, 49-7
2005	#2 Furman	L, 37-35
2005	#22 Eastern Illinois	L, 10-6
2006	at #5 Furman	L, 17-13
2006	at #17 Eastern Illinois	L, 28-24
2007	#25 Eastern Illinois	L, 36-23
2008	at #16 Eastern Illinois	W, 23-10
2008	#15 Tennessee State	W, 26-21
2009	#24 Eastern Illinois	L, 28-20
2010	#7 Southeast Missouri	W, 29-27
2010	#6 Wofford	L, 17-14
2011	at #23 Chattanooga	L, 38-17
2011	#19 Tennessee Tech	L, 22-14
2012	at #21 Eastern Ky	L, 51-21
2012	#17 Tennessee State	W, 31-28
2013	at #22 UT Martin	W, 41-27
2013	#23 Tennessee State	L, 31-15
2013	at #2 Eastern Illinois	L, 52-14
2013	#16 Samford	W, 55-14
2013	at #6 McNeese State	W, 31-10
2013	at #2 Eastern Washington	L, 37-24
2014	at #13 Chattanooga	ot-W, 26-23
2014	at #25 Tennessee State	W, 27-20
2014	at #15 Eastern Kentucky	W, 20-6
2014	#19 Sam Houston State	L, 37-26
2015	at #8 Chattanooga	W, 23-20
2015	#13 Eastern Kentucky	W, 34-0
2015	#7 Chattanooga	W, 41-35-OT
2015	#7 Charleston Southern	W, 58-38
2015	#6 Sam Houston State	W, 62-10
2015	#2 North Dakota State	L, 37-10
2016	#17 Coastal Carolina	W, 27-26

## Gamecocks On An OVC Roll

The Gamecocks have won 18-straight Ohio Valley Conference games, passing a 14-game streak against Gulf South foes that stretched across the 1981, 82 and 83 seasons as the longest streak against conference foes in school history. JSU's last OVC loss was when they paid a visit to Eastern Illinois on Nov. 16, 2013. The current 18-game streak is also the longest active conference win streak in the nation. Below are the Top active conference win streaks in FCS:

1. Jax State	OVC	18
2. N.C. Central	MEAC	10
3. Charleston Southern	Big South	9
4. North Dakota State	MVC	8
San Diego	Pioneer	8
6. Penn	Ivy	7
New Hampshire	Colonial	7
Sam Houston St	Southland	7

## Gamecocks Chasing Longest OVC Streak

JSU's current 18-game win streak against OVC foes is the fourth longest by any OVC member in the league's history. Below are the OVC streaks that JSU is chasing:

26	Eastern Kentucky (1992-95)
22	Eastern Kentucky (1980-83)
19	Murray State (1995-97)
<b>18</b>	<b>Jacksonville State (2013-present)</b>
15	Middle Tennessee (1991-93)
15	Middle Tennessee (1956-58)

## Jackson Breaks Sack Record

With his first quarter sack of Tennessee Tech's Michael Birdsong on Oct. 8, junior **Darius Jackson** became the Gamecocks' career sacks leader. He already has 16.5 sacks through his first two-plus seasons at JSU, breaking the school's career record of 16.0, set by **Chris Landrum** (2013-15) and **Warren Blair** (1995-97).

## Darius Jackson Added to STATS Defensive Player of the Year Watch List

Jacksonville State junior **Darius Jackson** was recently named to the STATS FCS Defensive Player of the Year Watch List. **Jackson**, a defensive end from Bessemer, Ala., is the Preseason OVC Defensive Player of the Year and currently is fourth in the nation with 1.2 sacks per game. Already this season he has become the Gamecocks' all-time sacks leader and is third in school history in career tackles for a loss. He is averaging 1.7 tackles for a loss, 19th in the nation.

## Streaking In The Snow

The Gamecocks have 11-straight home games at Burgess-Snow Field, the longest active home win streak in FCS and tied for the fourth-longest in Division I. Below are the top active home win streaks in Div. I:

Team	Conference	Streak
1. Clemson	ACC	19
2. Air Force	MWC	15
3. Navy	AAC	13
<b>4. Jacksonville State</b>	<b>OVC</b>	<b>11</b>
Houston	AAC	11
6. Richmond	Colonial	10

## Jenkins FCS' Top Rushing QB, Second In Div. I

JSU senior **Eli Jenkins** currently has 491 rushing yards through five games for an average of 98.2 yards per game. That average is tops among all FCS quarterbacks and second in Division I, only to Louisville's **Lamar Jackson** (137.6 ypg). Below are the top five rushing quarterbacks in Division I, ranked by yards per game:

Player, School	Games	Yds.	YPG
Lamar Jackson, Louisville	5	688	137.6
<b>Eli Jenkins, JSU</b>	<b>5</b>	<b>491</b>	<b>98.2</b>
Chris Streveler, South Dakota	5	489	97.8
Brandon Dawkins, Arizona State	5	484	96.8
Tyrell Maxell, Gardner-Webb	6	505	84.2

## Barge Hauls Em In Every Time Out

Senior **Josh Barge** has now hauled in at least one catch in his last 43 games, breaking **Taurean Rheta's** previous school record of 32 consecutive games with a catch from 2004-07. **Barge** has played in 45 games in his JSU career and has at least one catch in all but one.

Barge's streak is closing in on the Ohio Valley Conference record of 44 set by Samford's Jeff Moore from 2004-07 and he is in a chase with Eastern Washington's Cooper Kupp towards the FCS record of 45 held by Towson's Marcus Lee (2005-08) and Illinois State's Tyrone Walker (2009-12). He trails Kupp by one game, but EWU is off this week, opening the opportunity for **Barge** to tie **Kupp** one away from the FCS mark.

Player, School	Cons. Games w/ Catch
Cooper Kupp, EWU	44
Josh Barge, JSU	43

## Defense Shuts Down Peay

In JSU's 27-7 win at Austin Peay on Oct. 24, 2015, the Gamecocks limited the Governors to just 82 yards of total offense, the first sub-100-yard game against the Gamecocks in school history. It bested the previous school record of 111 yards gained by Chattanooga in 2014. The Gobs ran for just 17 yards on 27 carries. The 17 rushing yards and 0.60 yards per rush are both the third lowest totals against a JSU defense in the Gamecocks' Division I history.

**Barge Gets to 3,000**

Senior receiver **Josh Barge** now has 3,095 receiving yards in his career, making him the first player in JSU history and the sixth player in OVC history to record 3,000 yards receiving. Against Tennessee Tech on Oct. 8, he tied **Andre Ralston** (Eastern Ky, 2002-05) for fourth on the OVC's career receiving yards list.

**The Gamecocks in OVC Openers**

After its 40-21 win over Tennessee Tech last week, Jacksonville State has an 11-3 record in Ohio Valley Conference opening games since joining the league in 2003. It was the first time that JSU and Tennessee Tech have opened OVC play against each other. Here's a year-by-year breakdown in JSU's Ohio Valley Conference openers:

Year	Opponent	Result
2003	Eastern Kentucky	W, 49-14
2004	at Eastern Kentucky	W, 30-23
2005	at Southeast Missouri	W, 24-10
2006	Southeast Missouri	W, 38-7
2007	Eastern Kentucky	L, 31-20
2008	at Eastern Illinois	W, 23-10
2009	UT Martin	W, 52-7
2010	at Eastern Illinois	W, 28-23
2011	UT Martin	W, 24-23
2012	at Eastern Kentucky	L, 51-21
2013	Murray State	L, 35-34 (OT)
2014	at Murray State	W, 52-28
2015	Tennessee State	W, 48-13
2016	Tennessee Tech	W, 40-21

**Getting It Done On Both Sides**

The Gamecocks enter this week ranked fourth in the nation in total defense (270.2) and seventh in total offense (482.6). JSU is the only FCS team ranked in the Top 10 in both.

**JSU Getting To Opposing QBs**

The Gamecocks recorded 40 quarterback sacks in 2015, second in school history to the 51.5 recorded in 2013. The 206 yards from sacks was third in school history, behind the record of 316 in 2013 and 249 in 1998.

They picked up where they left off to open the 2016 season, recording five sacks in the opening win over North Alabama. Through five games, JSU already has 19 sacks in 2016, with their 3.8 sacks per game average leading the OVC and ranking third in the nation.

**Big Plays By The Thousands**

With their seven in the September 17 win over #17 Coastal Carolina, the Gamecocks have now made over 1,000 plays of 20 yards or longer since becoming a member of the Ohio Valley Conference in 2003. Since John Grass took over as offensive coordinator in 2013, the Gamecocks have made over 100 "Big

Plays" in each season, including a school-record 129 in 2015 and now have 1,017 plays of 20 yards or more since 2003.

**Justice Rolls Against Flames**

Junior **Justice Owens** had a big night at Liberty on Sept. 24. Not only did he get his first collegiate carry in the game, he also scored his first career touchdown and did so in big fashion. The Alexandria, Ala., native broke free up the middle in the fourth quarter and scored an 87-yard touchdown run, the longest run from scrimmage by a Gamecock in JSU's Division I history. **Eli Jenkins** and **Washaun Ealey** shared the previous record with 83-yard scoring runs.

**"Ant" Carrying His Weight**

Senior wide out **Anthony Johnson** is closing in on 100 catches and 1,000 career receiving yards. The Maplesville, Ala., native has 87 catches for 977 yards, both second to **Josh Barge** among active Gamecocks.

**Demontez' Debut Worth The Wait**

After academics held him out for one year and an injury another, redshirt sophomore wide receiver **Demontez Terry** was finally cleared to make his JSU debut in 2016. An ankle injury sidelined him for the opener vs. UNA, but his first game was a start at LSU on Sept. 10. His Burgess-Snow Field debut came in JSU's 27-26 win over No. 17 Coastal Carolina on Sept. 17, a game in which Terry caught two passes, both touchdowns to guide JSU to the win. **Terry** caught scoring passes of 44 and 40 yards from fellow Birmingham native Eli Jenkins in the game.

**Chanticleer Run Game Halted by JSU**

One of the nation's top rushing attacks met its match when Coastal Carolina and All-American **De'Angelo Henderson** paid a visit to Burgess-Snow Field on Sept. 17. The Chanticleers brought with them a 28-game streak with at least 100 yards rushing and a 65-game streak with at least 50 yards on the ground. Both of those streaks were snapped when the Gamecocks held CCU to 42 yards on 35 carries, the 11th fewest rushing yards by an opponent in JSU's Division I history. The 1.2 yards per carry was the seventh lowest average allowed by a JSU defense since the Gamecocks moved up to Division I in 1993.

**Jenkins Breaks TD Mark**

Quarterback **Eli Jenkins** has been responsible for 75 touchdowns in his career, 41 passing and 34 rushing, breaking **Ed Lett's** school record of 65 (61 passing/4 rushing) from 1979-82.

**JSU IN THE OVC/NCAA TEAM STATS**

(As of Oct. 9, 2016)

	OVC	NCAA
3rd Down Efficiency (.364)	8	70
3rd Down Eff. Defense (.268)	1	7
4th Down Efficiency (.500)	6	58
4th Down Eff. Defense (.750)	8	110
Blocked Kicks (1)	1	34
Blocked Punts (0)		
Completion Pct. (.566)	8	61
Fewest Penalties (49)	6	111
Fewest Penalty Yds (443)	8	116
1st Downs (111)	5	40
1st Downs Def. (72)	1	5
Fumbles Lost (3)	2	35
Fumbles Recovered (4)	5	45
Kickoff Return Defense (21.32)	6	79
Kickoff Returns (18.12)	8	93
Net Punting (29.41)	8	115
Passes Had Intercepted (2)	1	14
Passes Intercepted (6)	2	34
Passing Offense (229.4)	6	47
Passing Yards Allowed (181.4)	2	23
Punt Return Defense (11.0)	8	91
Punt Returns (11.67)	2	30
Red Zone Defense (.846)	7	73
Red Zone Offense (.789)	3	70
Rushing Defense (88.8)	1	6
Rushing Offense (253.2)	1	13
Sacks Allowed (2.20)	6	77
Scoring Defense (22.4)	1	31
Scoring Offense (31.8)	3	28
Tackles for Loss Allowed (6.40)	4	69
Team Pass Eff. (135.07)	6	42
Team Pass Eff. Def (110.78)	2	25
Team Sacks (3.80)	1	3
Team Tackles for loss (8.2)	1	10
Time of Poss (32:49)	2	19
Total Defense (270.2)	1	4
Total Offense (482.6)	1	7
Turnover Margin (1.00)	2	12
Turnovers Gained (10)	4	37
Turnovers Lost (5)	1	9



### The Last Time JSU had an Overall Record of...

0-1	2014	5-0	2010
0-2	2009	5-1	2015
0-3	2005	5-2	2013
0-4	1996	5-3	2012
0-5	1996	5-4	2012
0-6	1939	5-5	2002
0-7	1939	5-6	2002
0-8	1931		
0-9	1931	6-0	2010
0-10	never	6-1	2015
		6-2	2013
1-0	2016	6-3	2009
1-1	2016	6-4	2012
1-2	2012	6-5	2012
1-3	2007		
1-4	2005	7-0	2010
1-5	1999	7-1	2015
1-6	1999	7-2	2013
1-7	1999	7-3	2009
1-8	1999	7-4	2011
1-9	1999		
1-10	1999	8-0	2010
		8-1	2015
2-0	2013	8-2	2013
2-1	2016	8-3	2013
2-2	2012	8-4	2003
2-3	2007		
2-4	2005	9-0	1991
2-5	2000	9-1	2015
2-6	1952	9-2	2010
		9-3	2013
3-0	2013		
3-1	2016	10-0	1991
3-2	2012	10-1	2015
3-3	2012	10-2	2014
3-4	2006	10-3	2013
3-5	2000		
3-6	1993	11-0	1991
3-7	1993	11-1	2015
		11-2	1977
4-0	2013	11-3	2013
4-1	2016	11-4	2013
4-2	2009		
4-3	2012	12-0	1991
4-4	2006	12-1	2015
4-5	2002		
4-6	2000	13-0	1989
4-7	1994	13-1	2015
		13-2	2015
		14-0	never
		14-1	never

### Jenkins Running Them In

**Eli Jenkins** has rushed for 34 touchdowns in his career at JSU, tying **Troymaine Pope** for fourth-most in school history.

#### JSU Career Rushing TDs

1. DaMarcus James (2011-14)	49
2. David Gullede (1987-90)	48
3. Boyce Callahan (1970-73)	40
<b>4. Eli Jenkins (2013-A)</b>	<b>34</b>
4. Troymaine Pope (2012-15)	34
6. Clay Green (2003-06)	30

### Eli Tossing TD Passes

Then-junior **Eli Jenkins** threw 21 touchdown passes last season, third-most in school history and just two away from **Ryan Perrilloux's** school-record 23 in 2009. His 41 career touchdown passes are tied for fourth on the school's career TDs list.

#### JSU Single-Season Passing Tds

1. Ryan Perrilloux (2009)	23
2. Ed Lett (1982)	22
<b>3. Eli Jenkins (2015)</b>	<b>21</b>
4. Ed Lett (1981)	20
5. Ryan Perrilloux (2008)	19

#### JSU Career Passing TDs

1. Ed Lett (1979-82)	61
2. Montressa Kirby (1995-98)	43
3. Ryan Perrilloux (2008-09)	42
4. Marques Ivory (2008-12)	41

#### **Eli Jenkins (2013-A)** **41**

### Eli JSU's Top Rushing Quarterback, Eyeing School Rushing Record

With his 195 yards in JSU's Quarterfinal win over Charleston Southern on Dec. 11, 2015, **Eli Jenkins** passed **David Gullede** (2,389 from 1987-90) as the school's all-time rushing leader among quarterbacks. He now has 3,303 career rushing yards and sits in fourth among all players in school history. He trails **Troymaine Pope** in third place by 73 yards. **Jenkins** and **David Gullede** are the only quarterbacks in JSU history with 2,000 career rushing yards. Below is the school's Top 10 rushing leaders of all time:

Player	Yards
1. Boyce Callahan (1970-73)	4,237
2. DaMarcus James (2011-14)	3,554
3. Troymaine Pope (2012-15)	3,376
<b>4. Eli Jenkins (2013-A)</b>	<b>3,303</b>
5. Rondy Rogers (1999-02)	3,143
6. Clay Green (2003-06)	2,914
7. Reginald Goodloe (1980-83)	2,628
8. David Gullede (1987-90)	2,389
9. Terry Thomas (1985-88)	2,334
10. Bubba Long (1966-69)	2,109

### Eli Passes 6,000 Yards

With his 248 yards at LSU on Sept. 10, 2016, senior **Eli Jenkins** became just the third player in school history to pass for over 6,000 yards in a career. **Jenkins** now has 6,652 passing yards in his career, which ranks second all time. He trails **Ed Lett** in first place by 493 yards. Below are JSU's 5,000-yard passers:

1. Ed Lett (1979-82)	7,145
<b>2. Eli Jenkins (2013-A)</b>	<b>6,652</b>
3. Montressa Kirby (1995-98)	6,587
4. Reggie Stancil (1999-02)	5,182
5. David Coffey (1983-86)	5,145

### JSU With 3rd Best Record in FCS Over Past Five Years

Over the past five years, Jacksonville State has had a level of success enjoyed by very few other FCS programs. In that span, the Gamecocks have the third-best mark amongst FCS schools.

North Dakota State: 77-5 (.939)

Sam Houston State: 61-19 (.763)

**Jacksonville State: 51-18 (.739)**

Coastal Carolina: 51-20 (.718)

### Gamecocks Running For 100

After JSU's 249 rushing yards against Tennessee Tech on Oct. 8, the Gamecocks have now rushed for 100 yards in 30-straight games. JSU's last sub-100-yard rushing game was at Michigan State to open the 2014 season. JSU has run for 100 yards in 37-straight games vs. FCS foes, with the last time it didn't reach the milestone coming vs. Tennessee State on Oct. 12, 2013.

### Barge Scoring In Bunches

With his two touchdown catches against Murray State in the 2015 regular season finale, **Josh Barge** notched his fifth multi-touchdown reception game in a JSU uniform. That broke **Ronald Bonner's** school record for games with two or more touchdown receptions. **Bonner** had four from 1997-98.

### Gamecock Defense Being Extra Stingy

The Gamecocks are limiting their opponents to 270.2 yards per game in 2016, good enough to rank JSU fourth nationally in total defense.

JSU also ranks 31st in scoring defense (22.4 points per game), 6th in rushing defense (88.8 yards per game) and 23rd in passing defense (181.4 yards per game).

**Terry Debuts In Death Valley**

Redshirt Sophomore **Demontez Terry**, who has fought injuries early in his JSU career, made his collegiate debut at LSU on Sept. 10 and did so in the JSU starting lineup. The Birmingham native and Shades Valley HS star started as the Gamecocks' H-receiver and even hauled in his first collegiate catch, a 10-yard strike from Eli Jenkins that moved the chains for JSU.

**Jenkins Climbing OVC Total Offense List**

**Eli Jenkins** is now third on the Ohio Valley Conference's career Total Offense list:

Years	Player (School)	Yards
2010-13	Jimmy Garoppolo (EIU)	13,089
2009-12	Casey Brockman (Murray St)	10,502
<b>2013-A</b>	<b>Eli Jenkins (Jacksonville St)</b>	<b>9,955</b>
1986-89	Michael Proctor (Murray St)	9,886
2011-14	Michael German (Tenn St)	8,752
1987-90	Chris Swartz (Morehead St)	8,648
2009-12	Derek Carr (UT Martin)	8,484
2009-12	T.J. Pryor (Eastern Ky)	8,341
1999-02	Tony Romo (EIU)	8,059
2000-03	Stewart Childress (Murray St)	7,803

**Barge Making His Way Up OVC List**

Senior **Josh Barge** now has 215 catches for 3,095 career receiving yards, making it into the Top 10 on the Ohio Valley Conference' Career Receptions and Receiving Yards List:

**OVC Career Receptions**

Years	Player (School)	Receptions
2009-13	Erik Lora (EIU)	332
1967-70	Harold Roberts (Austin Peay)	232
2008-11	Tim Benford (Tenn Tech)	217
2007-10	Marcus Harris (Murray St)	216
<b>2013-A</b>	<b>Josh Barge (Jacksonville St)</b>	<b>215</b>
2010-13	Walter Powell (Murray St)	208
2011-14	Adam Drake (EIU)	202
2003-06	Taurean Stephens (UT Martin)	201
2004-07	Larry Shipp (Tenn Tech)	195

**OVC Career Receiving Yards**

Years	Player (School)	Rec. Yds
2009-13	Erik Lora (EIU)	4,006
2000-03	C.J. Johnson (Tenn St)	3,903
2008-11	Tim Benford (Tenn Tech)	3,104
<b>2013-A</b>	<b>Josh Barge (Jacksonville St)</b>	<b>3,095</b>
2002-05	Andre Ralston (Eastern Ky)	3,095
1967-70	Harold Roberts (Austin Peay)	3,005
2011-14	Adam Drake (EIU)	2,979
2004-07	Larry Shipp (Tenn Tech)	2,950
1995-98	Rondel Menendez (EKU)	2,902
1975-78	Craig Rolle (Tenn Tech)	2,813

**Sagarin Ratings**

In the latest Sagarin Ratings released after games on Oct. 8, the Gamecocks are ranked 81st among all Division I teams. JSU is the second-highest FCS program behind North Dakota State (48). JSU is ahead of 49 FBS programs, including Utah State (82), Southern Miss (84), Oregon State (85), Cincinnati (86), Georgia Southern (88), Illinois (89), Syracuse (93), Marshall (107) and South Alabama (112).

**Grass Off To OVC's Best Start**

JSU head coach **John Grass** became just the second coach to win back-to-back OVC Championships in the first two years of their career, joining EIU's **Dino Babers**, who won titles in 2012 and 2013. Grass is off to a 17-0 start against OVC opponents, the best start by a coach in league history. He became the first coach in OVC and FCS history to post back-to-back unbeaten conference seasons to start his career.

**I Can Play Centerfield, I Mean Wide Receiver**

One of the newest Gamecocks didn't have to go far before finding the football team, he only had to move across campus. Senior wide receiver **Gavin Golsan** picked up the shoulder pads after playing four seasons for the JSU baseball team. He won a conference title as JSU's leadoff batter and center fielder and stole over 100 bases in his career. The Birmingham native and Mountain Brook HS alum is the school's single-season record holder in steals with 37. He was a standout at MBHS.

He hauled in a six-yard catch at LSU, his first catch since his senior year in high school.

**Another Punter From Down Under**

Most programs may find it rare to find a punter from Australia. Not The Gamecocks. Junior **Dean Kelly**, a Melbourne native and transfer from Stillman after the college shut down its football program after 2015, follows fellow Aussie **Hamish MacInnes** as JSU's punter. **MacInnes** was JSU's primary punter for four years from 2012-15.

**Sanders With The Big Play**

Newcomer **Krenwick Sanders**, who joined the Gamecocks at the start of fall classes and missed preseason camp, made a big splash in JSU's Sept. 10 game at LSU. **Sanders** hauled in a pass from **Eli Jenkins** and took it 76 yards for a score. The Wisconsin transfer's first collegiate touchdown catch was the longest by a Gamecock since **Markis Merrill's** 88-yard TD catch, also from **Jenkins**, on Sept. 20, 2014.

**Current Gamecocks that have claimed OVC Player of the Week Honors:**

**2013**

- Sept. 8 Eli Jenkins . . . . . Co-Player
- Eli Jenkins . . . . . Newcomer
- Nov. 10 Eli Jenkins . . . . . Offensive/Newcomer

**2014**

- Sept. 7 Eli Jenkins . . . . . Offensive
- Sept. 28 Eli Jenkins . . . . . co-Offensive

**2015**

- Sept. 7 Joel McCandles . . . . . Newcomer
- Connor Rouleau . . . . . Specialist
- Sept. 13 Josh Barge . . . . . Offensive
- Joel McCandles . . . . . Newcomer
- Sept. 27 Eli Jenkins . . . . . co-Offensive
- Oct. 18 Eli Jenkins . . . . . Offensive
- Nov. 1 Eli Jenkins . . . . . Offensive
- Nov. 15 Eli Jenkins . . . . . Offensive

**2016**

- Sept. 4 Eli Jenkins . . . . . Offensive
- Roc Thomas . . . . . Newcomer
- Sept. 18 Eli Jenkins . . . . . Offensive
- Darius Jackson . . . . . Defensive
- Roc Thomas . . . . . Newcomer
- Sept. 25 Eli Jenkins . . . . . Offensive
- Josh Barge . . . . . Specialist
- Roc Thomas . . . . . Newcomer

**NATIONAL PLAYERS OF THE WEEK**

**Sept. 29, 2014 - College Sporting News**

Eli Jenkins, Quarterback

**Sept. 8, 2015 - College Sporting News**

Connor Rouleau, Specialist

**Sept. 14, 2015 - NCAA FCS**

Josh Barge, Player of the Week

**Nov. 2, 2015 - STATS FCS**

Eli Jenkins, POTW Honorable Mention

**Nov. 2, 2015 - College Sporting News**

Eli Jenkins, Player of the Week

**Sept. 19, 2016 - STATS**

Eli Jenkins, Offensive Honorable Mention

**Sept. 26, 2015 - STATS**

Eli Jenkins, Offensive Honorable Mention



**JSU Career Games-Starts**

Player	GP-GS
Darius Anderson.....	5-0
Ty Anderson.....	35-0
Josh Barge.....	45-43
Daniel Byrd.....	5-0
Josh Brady.....	5-0
Marlon Bridges.....	5-5
Branqavious Bussey.....	2-0
Earl Calloway.....	11-0
Dalton Campbell.....	26-4
Jalen Choice.....	5-0
Josh Clemons.....	12-2
Dylan Cline.....	32-19
Dantley Coker.....	6-0
Nate Craft.....	8-0
Evan Crossing.....	1-0
Jonathan Curry.....	5-0
Shaq Davidson.....	5-0
Lawon DeBardelaben.....	28-0
Dorien Dickey.....	3-1
Kendrick Doss.....	2-0
Casey Dunn.....	29-23
Emmanuel Fennell.....	5-0
Tyus Flakes.....	3-0
Dylan Gibson.....	7-0
Gavin Golsan.....	5-0
Elijah Goodman.....	12-0
Ra'Shad Green.....	18-5
Jonathan Hagler.....	5-0
Reggie Hall.....	23-5
Al Harris, Jr.....	5-0
Jamari Hester.....	5-1
Jaylen Hill.....	41-32
Bryant Horn.....	18-0
Darius Jackson.....	31-16
DaQuan James.....	14-0
Eli Jenkins.....	46-40
Anthony Johnson.....	45-11
Nick Johnson.....	43-35
Tyler Johnson.....	8-0
Dean Kelly.....	5-5
Montrez Lang.....	5-1
Justin Lea.....	32-32
JaJuan Lee.....	45-3
Joel McCandless.....	19-18
Regie Meant.....	2-0
E.J. Moss.....	18-2
Siran Neal.....	32-9
Justice Owens.....	4-0
Desmond Owino.....	18-10
Thaddeus Philyaw.....	5-0
Pat Porter.....	5-0
Joseph Roberts.....	18-5
Randy Robinson.....	18-11
Connor Rouleau.....	32-27
Kyron Samuels.....	22-17
Krenwick Sanders.....	5-4
Tyler Scozzaro.....	11-0
David Segers.....	16-0
Luke Smith.....	41-8
Kevin Spears.....	5-0
Gerald Sterling.....	18-2
Cade Stinnett.....	11-5
Quan Stoudemire.....	17-5
Tyler Swindle.....	7-0
Demontez Terry.....	4-4
Roc Thomas.....	5-4
Justin Thomas-Thornton.....	5-0
Delwyn Torbert.....	5-0
Selwyn Torbert.....	5-0
Spencer Watley.....	5-0
Matravious Williams.....	5-0
Brandon Wilson.....	26-0
JoJo Wynn.....	2-0
Nuka Yobo.....	5-0
Monty Young.....	16-0

**Late Roster Additions**

The Gamecocks have added a few contributors since classes started and fall camp came to a close. Short profiles on those players are below:

**Evan Crossing**

**#23 - WR - 5-11 - 175 - Fr.**

**Atlanta, Ga. - Riverwood HS**

Signed with the Gamecocks on National Signing Day 2016 but didn't report until after fall camp... impressed the staff and earned a spot on the dress roster for the opening game, when he caught three passes for 34 yards...prepped at Riverwood HS in Atlanta, where he caught 39 passes for 679 and eight touchdowns as a senior... was named RHS's Offensive Player of the Year in 2015.

**Regie Meant**

**#9 - DT - 6-4 - 302 - R-Jr.**

**Coral Gables, Fla. - Baker HS - Kentucky**

Spent three seasons at Kentucky, redshirting in 2013 and making his way into the rotation up front for the Wildcats... as a sophomore in 2015, started four of his 10 games played, notching 31 tackles...prepped at Baker HS, where he was a 3-star recruit by Scout, 247Sports and ESPN... a Florida Class AAAAA all-state player as a senior, when he recorded 68 tackles, 16 for a loss.

**Krenwick Sanders**

**#15 - WR - 6-2 - 204 - R-So.**

**Jesup, Ga. - Wayne County HS - Wisconsin**

Played the 2014 season as a true freshman at Wisconsin, seeing action in nine games... made his first reception at Rutgers, a 10-yard catch on Nov. 1... redshirted in 2015...prepped at Wayne County HS, where he was a 3-star recruit by ESPN, Rivals, Scout and 247Sports...had 199 career catches for 3,613 yards and 56 touchdown catches...all-state by Atlanta Journal Constitution and Associated Press.

**Justin Thomas-Thornton**

**#4 - DE - 6-5 - 225 - R-So.**

**Prichard, Ala. - Vigor HS - Auburn**

Spent two seasons at Auburn, where he redshirted in 2014 before seeing limited action in 2015...prepped at Vigor HS, where he was ranked the No. 5 DE in the nation by 247Sports...recorded 56 tackles, 17 for a loss, and eight sacks as a senior at VHS.

**A Roc Solid Debut**

Junior and Oxford, Ala., native **Roc Thomas** enjoyed quite the debut in his Gamecock uniform on Sept. 1 against North Alabama. The transfer from Auburn ran the ball 20 times for 72 yards and three touchdowns, the most rushing TDs in a debut in school history. He also caught four passes for 53 yards, both team highs in the game. It was his first career multi-touchdown game.

**LSU Crowd The Largest To See JSU Play**

A crowd of 98,389 on Sept. 10 at LSU, was the largest crowd JSU has ever played in front of.

**Top 15 Crowds to Watch Jax State**

1. 98,389 at #21 LSU (Sept. 10, 2016)
2. 87,451 at #6 Auburn (Sept. 12, 2015)
3. 82,691 at Florida (Nov. 17, 2012)
4. 75,127 at #8 Michigan State (Aug. 29, 2014)
5. 71,420 at Florida State (Sept. 12, 2009)
6. 71,062 at Arkansas (Sept. 1, 2012)
7. 55,768 at Ole Miss (Sept. 4, 2010)
8. 54,098 at Kentucky (Oct. 22, 2011)
9. 47,456 at Mississippi State (Sept. 14, 2002)
10. 46,131 at Georgia Tech (Sept. 5, 2009)
11. 45,706 at Georgia Tech (Aug. 28, 2008)
12. 38,635 at Mississippi State (Oct. 14, 2006)
13. 34,712 at Kansas (Sept. 20, 2003)
14. 30,043 at South Florida (Sept. 2, 2000)
15. 28,298 at Memphis (Sept. 15, 2007)

**Well Attended Debut**

The Gamecocks' season opener against North Alabama drew 22,116 fans to Burgess-Snow Field, the third-largest crowd in all of FCS in Week One. Montana and James Madison were the only two FCS teams to draw more fans, making them and JSU the only three FCS teams to draw at least 20,000 for the opening week.

**Several New Faces in Season Opener**

Jacksonville State played 65 players in the season opener North Alabama, with 28 of those making his Jacksonville State debut that night. That means 43 percent of JSU's participants in the UNA game were suiting up in the Red and White for the first time. Those players debuting for JSU in the opener were: WR **Jamari Hester**, RB **Roc Thomas**, WR **Dorien Dickey**, FS **Marlon Bridges**, CB **Al Harris**, CB **Daniel Byrd**, TE **Jonathan Curry**, SAF **Delwyn Torbert**, WR **Shaq Davidson**, DE **Justin Thomas-Thornton**, WR **Kevin Spears**, DT **Regie Meant**, DB **Thaddeus Philyaw**, WR **Krenwick Sanders**, DB **Pat Porter**, P **Dean Kelly**, RB **Tyus Flakes**, WR **Evan Crossing**, SAF **Selwyn Torbert**, SAF **Jonathan Hagler**, SAF **Matravious Williams**, LB **Jalen Choice**, LS **Josh Brady**, OL **Nuka Yobo**, OL **Branqavious Bussey**, OL **Darius Anderson**, WR **Gavin Golsan** and DL **Montrez Lang**.

**Who's That In The Starting Lineup?**

The Gamecocks had nine first-time starters in their season opener vs. North Alabama, three on offense, three on defense and three on special teams. Earning the first start of their careers in the first game of 2016 were: WR **Jamari Hester**, WR **Dorien Dickey**, RB **Roc Thomas**, CB **Reggie Hall**, SS **Ra'Shad Green**, FS **Marlon Bridges**, PK **Cade Stinnett**, P **Dean Kelly** and LS **Josh Brady**.

**Spears Returns to Tiger Stadium**

One Gamecock found Tiger Stadium very familiar in JSU's Sept. 10 loss at LSU. Junior wide receiver **Kevin Spears** spent three years as a wide out at LSU, where he saw action in 12 total games over his career. The New Orleans native returned to play in his home state for the first time since leaving LSU after the 2015 season and made his first catch in Death Valley on a 42-yard strike from Eli Jenkins. He finished the game with three catches for 57 yards.

**Preseason All-Americans**

Four Jacksonville State players were on the 2016 STATS FCS Preseason All-America Team.

Senior quarterback **Eli Jenkins** and senior center **Casey Dunn**, both First Team All-Americans a year ago, were picked by the outlet to be first teamers again in 2016, while wide receiver **Josh Barge** was a second-team pick and offensive lineman **Justin Lea** a third-team selection.

**Preseason All-OVC**

The Gamecocks dominated the 2016 Preseason All-Ohio Valley Conference teams, placing 10 players on the 28-person list. JSU placed five on the Preseason All-OVC Offense, four on Defense and one on special teams. Senior quarterback **Eli Jenkins**, who was named the league's Offensive Player of the Year in 2015, was voted as the Preseason Offensive Player of the Year for 2016. Junior defensive end **Darius Jackson** was selected as the league's Preseason Defensive Player of the Year.

Below is the Preseason All-OVC Team:

**OFFENSE**

- QB Eli Jenkins, Jacksonville State \**
- RB Tremane McCullough, SE Missouri \**
- RB Devin Church, Eastern Illinois \*\**
- WR Josh Barge, Jacksonville State \**
- WR Patrick Smith, Tennessee State \*\**
- WR Brock McCoin, Tennessee Tech \*\**
- TE Jesse Blackburn, Murray State \*\**
- C Casey Dunn, Jacksonville State \**
- OG Jessamen Dunker, Tennessee State \*\**
- OG Garret Baker, Southeast Missouri \*\**
- OT Justin Lea, Jacksonville State \**
- OT Dylan Cline, Jacksonville State*
- OT Justin Adekoya, Eastern Kentucky*

**DEFENSE**

- DL Ebenezer Ogundeko, Tennessee State \**
- DL Darius Jackson, Jacksonville State \*\**
- DL Damani Taylor, UT Martin \*\**
- DL Desmond Owino, Jacksonville State*
- LB Roper Garrett, Southeast Missouri \*\**
- LB Joel McCandless, Jacksonville State*
- LB Seth McDonald, Eastern Illinois*
- DB Maleek Hall, Tennessee Tech \*\**
- DB Mike Ford, Southeast Missouri \*\**
- DB Bradley Dewberry, Eastern Illinois*
- DB Jaylen Hill, Jacksonville State*
- DB Eriq Moore, Southeast Missouri*

**SPECIALISTS**

- K Lucas Williams, Eastern Kentucky \**
- P Keith Wrzuszczak, Eastern Kentucky \**
- RS Lawon DeBardelaben, Jacksonville St\*\**

\* - 1st team All-OVC team in 2015

\*\* - 2nd team All-OVC team in 2015

**Eli Named to FCS Offensive POTY Watch List**

Senior quarterback **Eli Jenkins** has been named to the STATS FCS Offensive Player of the Year Watch List. **Jenkins**, a finalist for the award in 2015, is one of 22 players named to the watch list for the 2016 award that will be given the night before the FCS National Championship Game in Frisco, Texas.

The Birmingham native was a first team selection on the STATS Preseason All-America Team in August, while being named the Ohio Valley Conference's Preseason Offensive Player of the Year in late June.

**Jenkins** was named the top quarterback in FCS in 2015 by STATS after orchestrating the most prolific offense in school history. He was one of just three quarterbacks at the Division I level (FBS or FCS) to pass for 2,700 and rush for 1,000 yards this season (joining **Greg Ward, Jr.** of Houston and **Deshaun Watson** of Clemson).

**Eli Named OVC Male Athlete of the Year**

Quarterback **Eli Jenkins** was selected as the Ohio Valley Conference Male Athlete of the Year for 2015-16 in voting by the league's athletics directors and sports information directors. **Jenkins** received his award at the League's annual Honors Brunch.

**Jenkins** was named a first-team All-American and the FCS ADA National Quarterback of the Year as he led Jacksonville State became the first OVC football team to reach the Division I Football National Championship Game since 1982. Along the way the quarterback guided the Gamecocks to its first ever No. 1 national ranking (becoming the first OVC team to reach that ranking since 1999) and the highest final poll finish (No. 2) in the program's Division I history.

The OVC Player of the Year was one of just three quarterback at the Division I level (FBS or FCS) to pass for 2,700 and rush for 1,000 yards this season (joining **Greg Ward, Jr.** of Houston and **Deshaun Watson** of Clemson). **Jenkins** finished the year with 2,788 passing and 1,161 rushing yards. **Jenkins** finished the year ranked second in OVC single-season history for total offense (3,949) while moving into seventh place in OVC career history in the same category (8,357).

During the regular season JSU won its games by an average margin of 21.2 points (meaning **Jenkins** at out large stretches of the second half including eight full quarters), he still ranked 11th nationally in rushing touchdowns (11), 16th nationally in passing yards (2,788), 17th in passing touchdowns (21) and 19th in each rushing yards (1,161 and points responsible for (14.4/game). In four FCS Playoff games he accounted for 1,124 yards of total offense and 10 touchdowns. He is now 26-0 all-time as a starter against non-FBS opponents during the regular season.

**Jenkins** is the first Jacksonville State student-athlete to be named OVC Male Athlete of the Year since the Gamecocks joined the League in 2003-04.

**Lions Run Into Red and White Wall**

North Alabama tried to put some rushing yardage up against the Gamecocks in the Sept. 1 opener but had very little success. The Lions carried the ball 32 times for just 52 yards, the 15th-lowest rushing total by a JSU foe in school history. The 1.6 yards per carry by UNA is the 13th lowest by a JSU foe in school history. They were also stopped behind the line nine times in the game.



### Gamecocks Grab Program-Best No. 3 Preseason ranking

Both major Football Championship Subdivision preseason polls had Jacksonville State ranked No. 3 heading into the 2016 season.

The top five were identical in both the STATS and FCS Coaches Preseason Polls, with the Gamecocks becoming the highest ranked Ohio Valley Conference team in a preseason poll since 1993. It's the highest preseason ranking for JSU in its Division I history and the highest since the Gamecocks were No. 2 in the 1992 Division II preseason poll.

### The Pope Has Left The Building

Some big shoes to fill for the Gamecocks in 2016 will be those of graduated running back Troymaine Pope. The native of Anniston rattled off the best season in JSU and OVC history by a running back in 2015, when he ran for a school- and conference-record 1,788 yards. He had a combined 665 in the first three rounds of the FCS Playoffs, running for 234, 250 and 181, respectively, to lead the Gamecocks into the FCS Championship Game. He also ran for 19 touchdowns in 2015, tying him for fourth-most in a single season in OVC history. Pope earned a tryout with the Seattle Seahawks, who waived him after the preseason. He was immediately picked up by the New York Jets and is on their Opening Week roster.

### Jenkins Almost Breaks Passing Record

Senior **Eli Jenkins** nearly broke JSU's single-season record for passing yards in 2015. With 2,788 yards last season, **Jenkins** finished second in school history, just 29 away from **Montressa Kirby's** record of 2,817 set in 1997.

### Gamecocks Coming Off 16th NCAA Playoff Appearance

In 2015, Jacksonville State made its 16th NCAA playoff appearance and the sixth since 2003 after winning the Ohio Valley Conference's automatic bid with a perfect 8-0 conference record. The Gamecocks earned the No. 1 overall national seed to earn a first-round bye for the third time since 2010. JSU has an all-time record of 20-15 in 35 NCAA playoff games. JSU is 5-6 in 11 FCS playoff games, claiming two wins in 2013 when the team advanced to the FCS quarterfinals and was 3-1 last postseason.

### Racking Up Tackles for Loss

The Gamecocks destroyed the school record for tackles for a loss in a season in 2015 with 135, 28 more than the previous record of 107.0 set in 2013.

**Darius Jackson** and **Chris Landrum** both set the school record for tackles for a loss in a season with 19.0. In all, the 2015 Gamecocks had five of the top

20 on the single-season TFL list with **Dawson Wells'** 12.0 in 8th, **Brandon Bender's** 11.5 in 9th and **Joel McCandless** in 17th with 10.5.

The 2016 season has started no differently, with Jax State amassing 9.0 tackles in the backfield in the opener against North Alabama. Through five games this season, the Gamecocks have totaled 41 tackles for a loss, an average of 8.2 per game that leads the OVC and ranks 10th in the nation.

### Gamecock All-Americans

Jacksonville State had five players that earned All-America honors for their play in 2015. JSU placed five players on the STATS All-America Team, the most of any FCS program, and then had three selected by the Associated Press and one on the AFCA All-America Team. **Eli Jenkins** was named the ADA FCS Quarterback of the Year.

### STATS FCS All-America Team

- 1st Team QB – Eli Jenkins
- 2nd Team OL – Casey Dunn
- 3rd Team CB – Jermaine Hough
- 3rd Team DE – Chris Landrum
- 3rd Team RB – Troymaine Pope

### AP All-America Team

- 1st Team CB – Jermaine Hough
- 2nd Team QB – Eli Jenkins
- 3rd Team RB – Troymaine Pope

### ADA All-America Team

- 1st Team QB - Eli Jenkins

### AFCA All-America Team

- 1st Team OL - Casey Dunn

### 2015 JSU One of Four Teams In OVC History With 12 Wins

With its win over Sam Houston State in the 2015 semifinals, Jacksonville State reached 13 victories in a season for the first time at the Division I level and first time overall in program history since its 1989 Division II National Runner-Up team finished the year 13-1. The 13 victories tied for the most in OVC history with the 1982 National Championship Eastern Kentucky team.

Big Play Gamecocks	Year	Rush	Pass	Kick/Fum/Int	TOTAL	Touchdowns
Jacksonville State has been putting up some big numbers on the scoreboard over the last 14 years and they've used big plays to make it happen. Last season, the Gamecocks had 129 plays of 20-yards or more, including 51 rushing, 44 passing and 34 by kick returns, fumble returns and interceptions. This year, JSU has 33 plays of 20-yards or more, including 11 rushing, 14 passing and 8 by kick returns, fumble returns and interceptions. The Gamecocks have a total of <b>1,017 plays</b> of 20 yards or longer since joining the OVC in 2003. Here's a year-by-year breakdown of plays 20 yards or longer since 2003:	2003	29	18	22	69	14
	2004	22	38	25	85	21
	2005	20	20	22	62	11
	2006	10	20	17	47	7
	2007	13	24	36	73	9
	2008	16	30	24	70	13
	2009	12	35	29	76	25
	2010	16	28	41	85	11
	2011	13	21	24	58	13
	2012	15	33	18	66	14
	2013	31	39	35	105	19
	2014	31	47	26	104	16
	2015	51	44	34	129	31
	2016	11	14	8	33	11



### JSU Becomes First OVC Team in Finals Since 1982

In 2013, OVC teams broke a 19-game playoff losing streak (that stretched back to 2000) and advanced two teams (Eastern Illinois and Jacksonville State) to the Quarterfinals marking just the second time in league history two teams had advanced that far in the same year. Last year Jacksonville State helped the OVC snap a six-game losing streak in FCS Quarterfinal contests with a 58-38 victory over Charleston Southern. The Gamecocks were the first OVC team to reach the semifinals since Eastern Kentucky did in 1991 and the first OVC team to make it this far in a field bigger than 12 teams (the field expanded to 16 teams in 1997). They then snapped the OVC's four-game losing streak in the FCS Semifinals with a 62-10 win over Sam Houston State to become the first OVC team to advance to the National Championship game since 1982 (when EKU won it all).

### 8 AND 0. AGAIN!

In 2015, Jax State became just the third program in OVC history to complete back-to-back 8-0 seasons, joining Eastern Kentucky (1993 & 1994) and Murray State (1995 & 1996). **John Grass**, in his second year as a collegiate head coach last season, made NCAA history by becoming the first FCS coach to begin his career with a perfect 16-0 conference record in leading JSU to its second-straight OVC Championship.

### Gamecocks Place 17 on All-OVC Squads

The back-to-back OVC champions garnered 17 All-OVC honors in 2015. **John Grass** nabbed his second-straight Roy Kidd Coach of the Year honor, while **Eli Jenkins** became the second Gamecock (**Ryan Perrilloux** in 2009) to be named the league's Offensive Player of the Year.

Jenkins, senior running back **Troymaine Pope** and junior wide receiver **Josh Barge** earned First Team All-OVC honors at their skill positions, while the Gamecocks made up four of the five offensive linemen on the first team. Seniors **Blake Burks** and **Adam Wright**, junior **Casey Dunn** and sophomore **Justin Lea** all received first team honors.

On defense, senior defensive end **Chris Landrum, Sr.**, senior linebacker **Dawson Wells** and senior defensive backs **Folo Johnson**, **Brandon Bender** and **Jermaine Hough** also grabbed first team all-conference mentions.

JSU had three second team all-conference players in senior defensive lineman **Devaunte Sigler**, sophomore defensive end **Darius Jackson** and junior return specialist **Lawon DeBardelaben**. Sophomore linebacker **Joel McCandless** and junior defensive lineman **Desmond Owino** were named to the OVC All-Newcomer Team.

### JSU Dominates 2015 All-OVC Offensive Line

When the 2015 All-OVC Teams were announced, the five-person First Team Offensive Line featured four Gamecocks – sophomore **Justin Lea**, junior **Casey Dunn** and seniors **Blake Burks** and **Adam Wright**. The Gamecocks became the third team in OVC history to have four of the five first team offensive linemen, joining the 2010 Southeast Missouri and 1956 Middle Tennessee squads. The foursome of **Burks**, **Wright**, **Lea** and **Dunn** helped pave the way for a JSU offense that finished the season ranked fourth in FCS in total offense (507.5 ypg), third in rushing offense (300.7 ypg) and eighth in scoring offense (38.9 ppg).

### Grass Named 2015 OVC, Region and National Coach of the Year

**John Grass**, in his second year as a collegiate head coach in 2015, made NCAA history last season in becoming the first FCS coach to begin his career with a perfect 16-0 conference record in leading Jacksonville State to its second-straight OVC Championship. Jax State became just the third program in OVC history to complete back-to-back 8-0 seasons, joining Eastern Kentucky (1993 & 1994) and Murray State (1995 & 1996). Those accomplishments

resulted in **Grass** earning the league's Roy Kidd OVC Coach of the Year and the AFCA's Region Coach of the Year Awards for the second-straight season. He was then awarded the AFCA's FCS National Coach of the Year honor, making him the first Gamecock coach to receive that accolade in Division I.

**Grass'** team started the season with a victory at No. 8 Chattanooga (the eventual Southern Conference champions) and followed that by becoming the first-ever FCS team to take a ranked FBS opponent to overtime in giving No. 6 ranked Auburn all it could handle before falling 27-20. Despite the loss the Gamecocks ascended to No. 1 in the STATS FCS Top 25 poll, the first-ever No. 1 ranking at any level of football in program history. JSU was the first OVC team to be atop the FCS rankings since the 1999 season and has held that No. 1 ranking for 11-straight weeks entering the postseason.

Last year's OVC Championship was the fifth in program history and JSU made its sixth FCS Playoff berth, this time as the No. 1 overall national seed. **Grass**, who was a finalist for the STATS FCS National Coach of the Year, was the eighth OVC coach to win the award in back-to-back seasons and first since EIU's **Dino Babers** in 2012 and 2013. The OVC Coach of the Year award is named after Eastern Kentucky legend **Roy Kidd**, a member of the College Football Hall of Fame, who won the award a record 10 times during his career (1964-2002) and retired with 314 victories, the second-most in I-AA/FCS history.

### Jenkins Honored As OVC's Top Offensive Player

Then-junior **Eli Jenkins** was named the 2015 Ohio Valley Conference Offensive Player of the Year. He joins **Ryan Perrilloux** (2009) as JSU's only OVC Offensive Players of the Year since joining the league in 2003. **Jenkins** led Jacksonville State to its first-ever No. 1 ranking at any level of football and its second-straight OVC Championship in 2015. In the process **Jenkins** improved to 26-0 in his collegiate career as a starter against non-FBS opponents during the regular season.

**Jenkins** was named OVC Offensive Player of the Week a league-high four times in 2015 including the last week of the regular season when he accounted for five touchdowns (2 passing, 3 rushing) as he passed for 212 yards and rushed for a season-high 130 yards against Murray State; it marked the first time in his career he had passed for more than 200 and rushed for more than 100 yards in the same game.

### Shutout of EKU JSU's 1st vs. Ranked foe

The Gamecocks' 34-0 shutout of No. 13 Eastern Kentucky on Oct. 31, 2015 was rare in a few senses. It was the Colonels' first scoreless OVC game since JSU shut them out in 2006. It was also the first time JSU has shut out a nationally ranked Division I team. It was JSU's fourth shutout of an OVC foe (EKU in 2006, Tennessee State in 2011, Austin Peay in 2014).

### Gamecocks Get Off The Field on Third Down

Jacksonville State finished the 2014 season ranked fourth in the nation in 3rd down conversion percentage defense, holding the opponents to just a .281 conversion percentage. The opponents were just 48-of-171 that season on third downs against the Gamecocks. In 2015, JSU's foes were just 69-219 (32%) on third down conversions, first in OVC and 13th nationally.

Through four games in 2016, non-FBS opponents are just 12-for-60 on third-down conversions, a .200 percentage. Since the arrival of David Blackwell and Brandon Hall as co-defensive coordinators in 2014, JSU opponents are just 136-for-461 (30%) on converting third downs.

### Gamecocks Run For More Than 4,000

The Gamecock offense ran for 4,829 yards last season, the most in a season in school history. Before **John Grass** took over the reigns as offensive coordinator in 2013, JSU had five 3,000-yard rushing seasons in school history, while his offense has passed that mark in each of his three seasons. Below are JSU's 3,000-yard rushing seasons:

Team	Rush Yds
1. 2015*	4,839
2. 1991	3,857
3. 1992	3,797
4. 2013*	3,604
5. 1988	3,496
6. 1989	3,477
7. 2014*	3,424
8. 1990	3,213

### Jenkins In JSU's Top 10 In Passing Yards and Rushing Yards

Quarterback **Eli Jenkins** is now in the Top 10 in JSU history in career rushing and passing yards. The Birmingham native currently has 3,303 career rushing yards, fourth all-time and 149 yards away from **Troyaine Pope** in third. His 6,652 career passing yards are second on that list, 493 yards behind **Ed Lett's** school record. **Jenkins** is the first player in school history to pass for 3,000 yards and rush for 1,500 and just the second quarterback in Jacksonville State history to pass for 2,500 and rush for 1,500 yards during a career, joining former Gamecock **David Gullede** (1987-90), who rushed for 2,389 yards and passed for 2,950 yards during his career.

### JSU Claims 5th OVC, 20th Conference Title

With its 56-28 win over Southeast Missouri on Nov. 14, 2015, Jacksonville State clinched the 20th conference football championship in school history and the fifth OVC title. JSU also won the OVC title in 2003, 2004, 2011 and 2014. JSU made its 16th NCAA Playoff Appearance after earning the OVC's automatic bid for the second-straight season. It marked the school's sixth appearance in the postseason since the Gamecocks joined the OVC in 2003. JSU has an all-time record of 19-15 in 34 NCAA playoff games.

### Record-Setting Day For Barge

Wide receiver **Josh Barge** did some damage to the JSU record books in the Gamecocks' 56-28 win over Southeast Missouri on Nov. 14, 2015. **Barge** caught eight passes for 108 yards and two scores, but those weren't the numbers that impressed the most.

With the big day, the junior from Carrollton, Ga., set the Jax State single-season and career reception records during the game. He broke **Ronald Bonner's** single-season record of 62 and then **Joey Hamilton's** career record of 178.

**Barge** finished the season with 92 catches and now has 206 in his career. The two touchdowns gave **Barge** his fourth multi-touchdown game in his career, tying **Bonner** for that record, as well, while his 12 100-yard receiving games are just two behind **Hamilton's** school record of 14 games with 100-or-more receiving yards.

### Barge Breaks Single-Season Record

Then-junior wide receiver **Josh Barge** had 92 catches in 2015, passing Ronald Bonner for the most catches in a season in JSU history. **Barge's** first three seasons in a JSU uniform are each in the top six in JSU history. Below are JSU's single-season leaders in receptions:

Player	Catches	Season
1. <b>Josh Barge</b>	92	2015
2. Ronald Bonner	62	1997
3. Donald Young	60	1977
4. Josh Barge	58	2013
Joey Hamilton	58	1999

### Barge Nabs Touchdown Catches Record

Then-junior Wide Receiver **Josh Barge** hauled in 11 touchdown catches in 2015, the most in a season in school history. The Carrollton, Ga., native hauled in two touchdown receptions vs. Murray State on Nov. 21 to break **Maurice Dupree's** school record of 10 set in 2008. Below are the school's single-season touchdown reception leaders:

Player	TD Catches	Season
1. <b>Josh Barge</b>	11	2015
2. Maurice Dupree	10	2008
3. Derrick Thomas	9	1985
4. Alan Bonner	8	2012
Ralph Jenkins	8	2001
Joey Hamilton	8	1998
Rusty Fuller	8	1981
Ronald Bonner	8	1997

### Gamecocks Win 10, Again

With its 13-2 record in 2015, JSU recorded three-straight 10-win seasons for the first time in school history.

### Piling In the Snow

Over eight home games in 2015, the Gamecocks ranked among the nation's best in attendance. JSU averaged 20,598 fans at Burgess-Snow Field last season, second-most in FCS.

So far in 2016, JSU ranks third in average attendance per game.

Below are the Top 10 attendance averages this season in FCS:

School	Conference	Avg. Att.
1. Montana	Big Sky	25,567
2. James Madisons	Colonial	22,463
3. <b>Jacksonville St.</b>	<b>OVC</b>	<b>19,033</b>
4. North Dakota State	MVFC	18,898
5. Montana State	Big Sky	18,397
6. Delaware	Colonial	17,972
7. Florida A&M	MEAC	17,958
8. New Hampshire	Colonial	17,593
9. Jackson State	SWAC	15,957
10. Cornell	Ivy League	15,493

**Grass Off To A Hot Start**

Jacksonville State head coach **John Grass** is off to a hot start in his collegiate head coaching career. The 1990 graduate of JSU is 27-5 through his first 32 games as the Gamecocks' head man, extending the best start by a head coach in JSU history. Here are the first 32 games of all of JSU's head coaches:

**Record through**

<b>Coach</b>	<b>1st year</b>	<b>32 games</b>
<b>John Grass</b>	<b>2014</b>	<b>27-5</b>
Jack Crowe	2000	14-18
Bill Burgess	1985	15-14-3
Jim Fuller	1977	22-10
Charley Pell	1969	22-10
Jim Blevins	1965	22-9-1
Don Salls	1946	21-9-2
T.B. Shotts	1931	8-21-3
J.W. Stephenson	1920	19-10-3
Ben Harris	1911	18-12-2

**The Flip of the Coin**

The Gamecocks have lost four of the five tosses of 2016. Here is a game-by-game breakdown of the opening coin toss:

<b>Game</b>	<b>Won</b>	<b>Decision</b>
North Alabama	UNA	Deferred
LSU	LSU	Deferred
Coastal Carolina	CCU	Deferred
Liberty	JSU	Deferred
Tennessee Tech	TTU	Deferred

**JSU on The Tube**

Jacksonville State is 86-49 (.637) in televised games in its football history, including a 4-1 record in 2016. JSU played just 10 televised games before moving up from Division II after the 1992 National Championship, and is 77-46 in televised games at the Division I level.

Its 2015 Quarterfinal game vs. Charleston Southern and the FCS title game vs. North Dakota State were JSU's first two games on ESPN2. JSU is 1-2 on ESPN, 1-1 on ESPN2 and 1-4 on ESPNU, which televised the Sept. 10 game at LSU.

**Eli Breaks JSU Total Offense Record**

While moving into the Top 10 in both passing and rushing yards in a career at JSU, **Eli Jenkins** also became just the second player in school history to gain 7,000 yards of total offense and the first with 8,000 through only three seasons at JSU. With his 286 yards against Charleston Southern in the FCS Quarterfinals, he broke Montressa Kirby's school record of 7,688 yards from 1995-98. He now has 9,955 career yards of total offense, 2,267 more than any other player in school history.

**JSU Career Total Offense Leaders**

<b>1. Eli Jenkins (2013-A)</b>	<b>9,955</b>
2. Montressa Kirby (1995-98)	7,688
3. Ed Lett (1979-82)	6,774
4. Reggie Stancil (1999-02)	6,276
5. Ryan Perrilloux (2008-09)	5,479

**Barge Breaks Career Receiving Record And Receiving Yards Record**

Senior wide receiver **Josh Barge** is climbing the Gamecocks' career receiving lists. With eight catches against Southeast Missouri on Nov. 14, he moved past Joey Hamilton's school record of 178 career catches and now has set the new mark at 215.

He is also first in school history in career receiving yards with 3,095 and joined Joey Hamilton as the only two 2,000-yard receivers in school history. He is the only player in school history to have 1,700 receiving yards on 101 catches in his first two seasons at JSU. His 17 career touchdown receptions are tied with Ralph Jenkins and Rusty Fuller for fourth all-time.

**JSU Career Receiving Yards**

<b>1. Josh Barge (2013-A)</b>	<b>3,095</b>
2. Joey Hamilton (1996-99)	2,903
3. Alan Bonner (2009-12)	1,986
4. Derrick Thomas (1982-85)	1,976
5. James Wilkerson (2006-09)	1,780

**JSU Career Receptions**

<b>1. Josh Barge (2013-A)</b>	<b>215</b>
2. Joey Hamilton (1996-99)	178
3. Donald Young (1975-78)	125
4. Rusty Fuller (1980-83)	120
5. Alan Bonner (2009-12)	114

**JSU Career Receiving Touchdowns**

1. Joey Hamilton (1996-99)	23
2. Alan Bonner (2009-12)	20
3. Derrick Thomas (1982-85)	18
<b>4. Josh Barge (2013-A)</b>	<b>17</b>
Ralph Jenkins (2000-03)	17
Rusty Fuller (1980-83)	17

**Running Backs Have Familiar Face**

The Gamecocks have the same coaches at every position but one this year, but there's one on the staff that has been around for a while. Assistant Head Coach/Offensive Coordinator and running backs coach **Jimmy Ogle** is in his 17th year on the JSU staff and his 15th-straight year coaching the Gamecock running backs.

**Gamecock Captains**

Here are the Gamecocks' captains for each game this season:

**North Alabama:** QB Eli Jenkins, CB Jaylen Hill, OL Nick Johnson, DT Desmond Owino

**LSU:** LB Joel McCandless, SAF Ra'Shad Green, C Casey Dunn, TE Luke Smith

**Coastal Carolina:** WR Josh Barge, OL Kyron Samuels, CB Reggie Hall, DE Darius Jackson

**Liberty:** RB Josh Clemons, WR Anthony Johnson, SAF Selwyn Torbert, LB JaJuan Lee

**Tennessee Tech:** OL Dylan Cline, QB Eli Jenkins, SAF Siran Neal, DE E.J. Moss

**Winning On The Field and In The Classroom**

Not only did the Gamecocks win the 2014 and 2015 Ohio Valley Conference football championships, they also claimed the OVC's Team Academic Award for football in both seasons. The Team Academic Award goes to the team in the league with the most OVC Commissioner's Honor Roll members, an honor that goes to every student-athlete with at least a 3.25 GPA.

### Familiar Faces on Gamecock Staff

Third year head coach **John Grass** has the pleasure of having all but two of his assistants back from the 2015 season this year, giving him nine assistants that have been with him for each of his three seasons as the JSU head coach. Seven coaches enter their third year as a full-time assistant for **Grass**, while **Owen Kilgore** is in his second season as the cornerbacks coach after spending 2014 as a graduate assistant for **Grass**.

Two coaches move into full-time roles this year, **Kevin Revis** promoting from graduate assistant to Offensive Line coach and **Cody Wells** returning as the Quarterbacks coach from ULM, where he was QB coach. **Wells** is also familiar to **Grass'** system, serving as a GA with the JSU receivers in 2014.

### Comeback Gamecocks Keep on Winning

Jacksonville State has 32 come-from-behind wins since the start of the 2010 season and rallied for four come-from-behind wins in 2015. So far in 2016, JSU has one come-from-behind win. Speaking on come-from-behind wins for the Gamecocks, 11 of those wins have occurred in the final 1:16 or less.

### Jackson Pushing 'Em Back

Junior defensive end **Darius Jackson** has made 33.0 tackles for a loss in just over two seasons in his JSU career for a total loss of 134 yards. Both of those marks are climbing the JSU career leaders list. Below is where he ranks in those categories.

#### JSU Career Tackles For A Loss

1. Chris Landrum (2013-15)	39.5
<b>2. Darius Jackson (2014-A)</b>	<b>33.0</b>
Warren Blair (1995-97)	32.0
4. Rodney Garrott (2009-11)	28.5
5. Jamison Wadley (2008-11)	27.0
Devin Phillips (2005-07)	27.0

#### JSU Career Yards From Tackles For A Loss

1. Chris Landrum (2013-15)	162
2. Devin Phillips (2005-07)	136
<b>3. Darius Jackson (2014-A)</b>	<b>134</b>
4. Warren Blair (1995-97)	124
5. Rodney Garrott (2009-11)	116

### Not So Long...

The Gamecock defense only allowed nine rushes of longer than 20 yards in 2014 in 446 rushing attempts by the opponents. JSU allowed just 127.2 yards rushing yards to rank 23rd nationally to lead the Ohio Valley Conference.

In 2015, JSU only allowed 17 rushes of 20 yards in 540 attempts by its opponents, who combined for just 120.9 yards per game on the ground. That ranked JSU first in the OVC and 16th nationally in rushing defense. Through five games this season, JSU has allowed four 20-plus-yard rushing plays in 167 attempts, but none to non-FBS foes in 130 attempts. Entering this week, JSU hasn't allowed a run of 20 yards or longer in its opponents' last 149 carries.

### Gamecocks Gain On The Ground

JSU ran for a school-record 4,511 yards in 2015, making last year's team the eighth in school history to run for 3,000 yards and the first to run for 4,000 in a season. It marks the third-straight season JSU has rushed for 3,000 yards, the first time since the 1990, 91 and 92 teams to achieve that feat.

In 2015, the Gamecocks averaged a school-record 300.7 rushing yards per game, first in the OVC and third in the nation. The previous school record for rushing yards per game was 285.3, set in 2014.

### Grass' Offense Like No Other in JSU History

When **John Grass** took over as the Gamecocks' offensive coordinator in 2013, no JSU team had ever gained 5,000 yards in a season. That year, his offense amassed a then-school-record 6,637 yards. In his first season as head coach in 2014, when he also called the offensive plays, JSU racked up 6,129 yards in just 12 games, a school-record 510.8 yards per game – 68.2 yards per game more than the previous record held by the 2004 squad.

In 2015, the Gamecocks racked up 7,613 yards, most in school history by 976 yards over the previous record of 6,637 set in 2013.

### Gamecock 100-Yard Rushers Since 1995

Since moving to FCS in 1995, a total of 30 different Gamecocks have rushed for 100-yards or more in a game for a total of 121 times. Three current Gamecock has 100-yard games in their careers. Here's a list of JSU's career 100-yard rushers currently on the team:

#### Current 100-yard Gamecock Rushers

195	Eli Jenkins vs Charleston Southern (Dec. 11, 2015)
195	Eli Jenkins vs Chattanooga (Dec. 5, 2015)
149	Eli Jenkins at Murray State (Sept. 28, 2014)
144	Roc Thomas vs. Coastal Carolina (Sept. 17, 2016)
130	Eli Jenkins vs. Murray State (Nov. 21, 2015)
128	Eli Jenkins vs Jacksonville (Sept. 7, 2013)
121	Eli Jenkins at Liberty (Sept. 24, 2016)
120	Eli Jenkins vs Eastern Kentucky (Nov. 9, 2013)
115	Eli Jenkins vs Samford (Nov. 30, 2013)
111	Roc Thomas at Liberty (Sept. 24, 2016)
111	Eli Jenkins vs. Coastal Carolina (Sept. 17, 2016)
110	Josh Clemons vs. Tennessee Tech (Oct. 8, 2016)
101	Eli Jenkins vs. North Alabama (Sept. 1, 2016)

#### Career JSU 100-yard Rushing Games \*Active player

- 19** - DaMarcus James
- 14** - Clay Green
- 13** - Troymaine Pope
- 10** - **\*Eli Jenkins**
- 9** - Rondy Rogers
- 8** - Washaun Ealey
- 7** - Oscar Bonds
- 6** - Kory Chapman, Daniel Jackson
- 4** - Miles Jones
- 3** - Calvin Middleton
- 2** - Roger Bell, Amel Jackson, Marcus Mitchell, Ryan Perrilloux, **\*Roc Thomas**, Jamal Young
- 1** - Darius Barksdale, Herman Bell, **\*Josh Clemons**, Michael Davies, Tywone Dyson, Brandon George, Carlow James, Cedric Johnson, Montressa Kirby, Christian LeMay, Maurice Mullins, Demetric Thomas, Gabe Walton

### Sharing the Wealth...

In 2015, JSU's 76 touchdowns were spread over 13 players. In 2016, a total of eight different Gamecocks have scored at least one of JSU's 21 TD's: **Roc Thomas** (5), **Eli Jenkins** (5), **Josh Clemons** (1), **Demontez Terry** (2), **Shaq Davidson** (2), **Krenwick Sanders** (1), **Josh Barge** (1), **Justice Owens** (1).

### Gamecocks Post 75-27 Record Since '08 Season

Jacksonville State has posted a 75-27 record since the start of the 2008 season, a .735 winning percentage.



**Keeping Them Close**

The Gamecocks are 13-5 in games decided by four points or less since the start of the 2010 season. JSU went 3-1 in 2010, 2-1 in 2011, 3-2 in 2012, 2-1 in 2013, 1-0 in 2014 and 1-0 in 2015. In 2016, the Gamecocks are 1-0 in close games.

**Grass Sets Record with 10 Regular-Season Wins in 2014 Matches That in 2015**

First-year head coach **John Grass** finished the 2014 regular season with a 10-1 overall record to post the most wins by a JSU head coach in his debut season, passing the record of nine wins by Bill Clark (2013) and Jim Fuller (1977). Fuller finished with an 11-3 overall record, while Clark posted a 11-4 record in his inaugural season guiding the Gamecocks. Grass' team ended with a 10-2 record.

Grass went 10-1 again in the 2015 regular season, with his only loss coming in overtime at #6 Auburn, the first time an FCS school has taken a ranked FBS foe into overtime. Grass has not lost a regular season game to a non-FBS opponent.

**Where Gamecock Seniors Rank in Winningest Classes**

The 2016 Jacksonville State University senior class already ranks as the second-winningest four-year class and currently has the best winning percentage since the Gamecocks left the Division II ranks in 1993. For the record, JSU's all-time best four-year record is held by the 1992 NCAA Division II National Championship team, which finished 46-6 over their tenure.

Here's a list of the top JSU Division I senior classes:

BY WINS		FOUR-YEAR	
CLASS	RECORD	PCT	
1. 2015	40-12	.769	
<b>2. 2016</b>	<b>38-9</b>	<b>.809</b>	
3. 2014	34-15	.694	
4. 2013	33-16	.673	
5. 2011	32-13	.711	

BY PERCENTAGE		FOUR-YEAR	
CLASS	RECORD	PCT	
<b>1. 2016</b>	<b>38-9</b>	<b>.809</b>	
2. 2015	40-12	.769	
3. 2011	32-13	.711	
4. 2014	34-15	.694	
5. 2013	33-16	.673	

**Did you Know?**

Jacksonville State is the **ONLY** school in the history of **NCAA** competition - on its top two levels, Division I and II - to have won NCAA National Championships in football (1992), basketball (1985) and baseball (1990, 1991).

**JSU Winningest Team in OVC**

Jacksonville State has the all-time highest winning percentage of any other team in the OVC against conference members. Here's a list of the top three teams:

Team	OVC Record	Pct.
1. Jacksonville State	81-23	.779
2. Eastern Kentucky	329-130-7	.714
3. Eastern Illinois	103-53	.660

**30+ Points Equals a Win**

Since 2000, Jax State is 81-10 when scoring 30 or more points in a game. JSU finished 8-0 in 2004 and won 16-straight games when scoring 30 or more points at one time before dropping a 37-35 loss to Furman in 2005. JSU is 49-3 at Burgess-Snow Field since joining the OVC when putting up 30-plus points. The Gamecocks were 10-0 in 2015 when scoring 30 points and have won their last 25 games with at least 30 points on the scoreboard.

**JSU's John Grass Joins Elite OVC Coaches**

JSU's **John Grass** led his team to the OVC Championship in his first year as a collegiate head coach. In doing so he became just the fifth OVC coach to lead his team to the title in his first season as a head coach, joining Austin Peay's **Boots Donnelly** (1977), UT Martin's **Jason Simpson** (2006), Eastern Kentucky's **Dean Hood** (2008) and Eastern Illinois' **Dino Babers** (2012). He and **Babers** are the only two coaches to win OVC crowns in each of their first two seasons in league history but **Grass** is the first coach in league and FCS history to go 16-0 in his first two seasons.

**Gamecocks Claim Best Capital One Cup Finish in OVC History**

Jacksonville State finished 18th in the final Capital One Cup Standings for 2015-16, the highest finish in school and Ohio Valley Conference history. The Gamecocks earned 36 points for its Top 10 finish in the FCS Football Polls, catapulting them to the top of the rankings that feature each NCAA Division I athletic program.

The Capital One Cup is awarded annually to each of the best men's and women's Division I college athletics programs in the country. Points toward the Capital One Cup are earned and tracked throughout the year based on final standings of NCAA Championships and final official coaches' polls. One winning men's and one winning women's program will be crowned after the completion of the final NCAA spring championships.

**Gamecocks Scoring Fast**

Jacksonville State had 31 scoring drives of less than 2:00 in 2014 and had 37 in 2015. JSU had 43 scoring drives of 3:00 or less in 2014 and 55 in 2015. This year, the Gamecocks have scored in 3:00 or less 18 times and 15 times in 2:00 or less. Here's a list of JSU scoring drives less than 2:00 this year:

Opp	Plays	Yards	TOP	Result
UNA	3	52	1:03	Touchdown
UNA	5	35	1:42	Touchdown
LSU	1	76	0:12	Touchdown
CCU	4	72	1:26	Touchdown
CCU	5	82	1:37	Touchdown
LIBERTY	3	73	0:53	Touchdown
LIBERTY	3	79	1:31	Touchdown
LIBERTY	0	75	0:00	Touchdown
LIBERTY	5	38	1:16	Touchdown
LIBERTY	1	69	0:11	Touchdown
LIBERTY	2	85	0:55	Touchdown
TTU	3	39	1:01	Touchdown
TTU	5	75	0:59	Touchdown
TTU	4	30	0:40	Field Goal
TTU	1	31	0:09	Touchdown



## Gamecocks Secure 13th Straight Winning Season in 2015

Jacksonville State secured its 13th-straight winning season after picking up win No. 6 at Austin Peay on Oct. 24. The streak is the second longest active streak in FCS football and the longest such stretch in school history. JSU had nine straight winning seasons from 1970-1978. Since the modern era of JSU football began in 1947, Jax State has posted 45 winning seasons. Here's a list of FCS teams with active consecutive winning seasons:

Team	2016	
	Streak	Record
Harvard	15	4-0
<b>Jacksonville State</b>	<b>13</b>	<b>4-1</b>
New Hampshire	12	4-2
Liberty	10	2-3
McNeese State	9	3-3

## Working Overtime

Since the NCAA established a tiebreaker system in 1995, Jax State is 8-6 in overtime contests and has won eight of the last 10. The Gamecocks have won the coin toss nine times and chosen to play defense all nine times.

Date	Opponent	OTs	Game Winning Play	Score
11/16/96	NE Louisiana	2	29-yd FG	28-31
10/16/99	McNeese St.	2	12-yd Pass	36-39
10/13/01	SF Austin	2	8-yd Pass	37-44
10/4/03	Murray St.	1	20-yd Pass	17-23
10/28/06	at Tenn. Tech	1	17-yd Pass	17-10
9/4/10	at Ole Miss	2	30-yd Pass (2-pt Con)	49-48
9/23/10	at Georgia St.	1	2-yd Rush	34-27
10/20/12	vs #17 Tenn St	1	44-yd FG	31-28
9/14/13	vs #22 UNA	2	20-yd FG	21-18
9/21/13	at Georgia St.	1	2-yd Rush	32-26
9/28/13	vs Murray St.	1	2-pt conversion	34-35
9/6/14	at #13 Chattanooga	1	13-yd Rush	26-23
9/12/15	at #6 Auburn	1	4-yd rush	20-27
12/5/15	#7 Chattanooga	1	14-yd rush	41-35

## Sweet Home Jacksonville

"There's no place like home", the old saying goes and the Gamecocks can certainly attest to that. Since **JSU Stadium** opened in 1946, Jacksonville State has posted an incredible **268-99-8 (.725)** record at home. The stadium completed a \$47 million expansion in 2010. The new facility consists of seven stories, with the bottom four floors dedicated to nearly 400 dorm beds. The top three floors include 33 luxury skyboxes, a new press area, coaches booth, radio and television broadcast facilities, and a game management booth. The stadium now seats 24,000. New turf was installed just before the 2016 season.

- JSU has the highest home winning percentage and the most wins in the OVC since joining the league in 2003.

Record (pct)	OVC Member School
<b>62-14 (.816)</b>	<b>Jacksonville State</b>
50-19 (.725)	Eastern Kentucky
46-23 (.667)	UT Martin
44-27 (.620)	Eastern Illinois
33-23 (.589)	Tennessee State
38-31 (.551)	Tennessee Tech
36-32 (.529)	Murray State
35-35 (.500)	Southeast Missouri
20-42 (.323)	Austin Peay

- The Gamecocks are 42-7 in their last 49 games at Burgess-Snow Field at JSU Stadium and 36-5 in their last 41 regular-season home games.

## Nail-Biting Finishes

The Gamecocks have **recorded 21 wins** in the final 2:00 of the game since the 1993 season. Here's a breakdown of each game:

### Oct. 20, 1994 JSU 32, Northeast Louisiana 28

0:29 - Jermelle Pruitt 10-yard rush

### Nov. 11, 1995 - JSU 32, Western Illinois 27

0:00 - JeDarius Issac 42-yard pass to Patrick Plott

### Sept. 13, 1997 - JSU 28, Sam Houston State 21

0:49 - Montressa Kirby 13-yard pass to Ronald Bonner

### Sept. 26, 1998 - JSU 21, Nicholls State 20

0:03 - Montressa Kirby 13-yard pass to Ronald Bonner

### Aug. 31, 2002 - JSU 20, Alabama A&M 17

0:01 - Steven Lee 41-yard Field goal

### Sept. 29, 2002 - JSU 35, Tennessee Tech 29

0:28 - Kory Chapman 7-yard rush

### Sept. 28, 2004 - JSU 30, Eastern Kentucky 23

0:31 - Maurice Mullins 3-yard pass to Jarvis Houston

### Oct. 28, 2006 - JSU 17, Tennessee Tech 10 (OT)

OT - Matt Hardin 17-yard pass to Taurean Rhetta

### Oct. 4, 2007 - JSU 27, Tennessee-Martin 24

1:46 - Cedric Johnson 8-yard pass to Taurean Rhetta

### Nov. 15, 2008 - JSU 26, Tennessee State 21

0:13 - Calvin Middleton 1-yard rush

### Sept. 4, 2010 - JSU 49, Ole Miss 48

2 OT - Coty Blanchard 30-yard pass to Kevyn Cooper

Coty Blanchard 2-point conversion pass to Calvin Middleton

### Sept. 11, 2010 - JSU 21, UT Chattanooga 17

1:16 - Marques Ivory 72-yard pass to James Shaw

### Sept. 23, 2010 - JSU 34, Georgia State 28

OT - Marques Ivory 2-yard rush

### Nov. 13, 2010 - JSU 29, Southeast Missouri State 27

0:11 - Marques Ivory 17-yard pass to Alan Bonner

### Sept. 1, 2011 - JSU 24, UT Martin 23

0:38 - Calvin Middleton 4-yard run

### Sept. 8, 2012 - JSU 27, UT Chattanooga 24

0:00 - Griffin Thomas 37-yard field goal

### Oct. 20, 2012 - JSU 31, Tennessee State 28

OT - Griffin Thomas 44-yard field goal

### Sept. 14, 2013 - JSU 24, North Alabama 21

2 OT - Griffin Thomas 20-yard field goal

### Sept. 21, 2013 - JSU 32, Georgia State 26

OT - DaMarcus James 2-yard run

### Sept. 6, 2014 - JSU 26, Chattanooga 23

OT - Eli Jenkins 13-yard run

### Dec. 5, 2015 - JSU 41, Chattanooga 35

OT - Eli Jenkins 14-yard run

## Record Crowds Watching Gamecocks

Jax State continued to draw large crowds last season, averaging 20,598 fans and drew a school- and Ohio Valley Conference-record total of 164,781 fans to rank second nationally in average attendance. Since JSU expanded Burgess-Snow Field to its current 24,000-seat capacity in 2010, each of the last six seasons has been one of the top six in school history. Here are JSU's top attendance seasons:

Rank	Total (Games)	Average	Year
<b>1.</b>	<b>164,781 (8)</b>	<b>20,598</b>	<b>2015</b>
2.	110,695 (7)	15,841	2013
3.	103,977 (6)	17,329	2010
4.	93,439 (6)	15,573	2014
5.	86,128 (5)	17,226	2011
6.	80,032 (5)	16,006	2012
7.	71,497 (6)	11,916	1998
8.	71,400 (6)	11,900	1991
9.	68,334 (6)	11,389	2005

**Gamecocks Gaining 300 Yards is The Norm**

Since Jacksonville State joined the Ohio Valley Conference prior to the 2003 season, the JSU offense has rolled up some impressive offensive numbers. As a matter of fact, the Gamecocks had at least 300 yards of total offense in every OVC contest in the first two years before the streak was snapped at Southeast Missouri State in the first OVC game of the 2005 season. Since 2003, the Gamecocks have 79 games with at least 400 yards of total offense and 34 games with more than 500 yards. JSU set a school record with 655 yards of total offense against Austin Peay on Nov. 1, 2014. JSU had a school-record streak of 19-straight games with at least 400 yards of total offense snapped at Eastern Illinois on 11/7/15.

<b>Year</b>	<b>300+</b>	<b>400+</b>	<b>500+</b>	<b>600+</b>
2003	10	4	1	
2004	10	7	4	1
2005	10	1		
2006	7	2		
2007	5	2	1	
2008	8	7		
2009	10	6	2	
2010	9	3		
2011	9	5	1	1
2012	10	7	2	
2013	11	8	4	1
2014	11	11	6	4
2015	14	13	9	4
2016	5	4	3	
<b>TOTAL:</b>	<b>129</b>	<b>80</b>	<b>33</b>	<b>11</b>

By comparison, here's the eight years prior to joining the OVC and since JSU joined the I-AA ranks:

<b>Year</b>	<b>300+</b>	<b>400+</b>	<b>500+</b>	<b>600+</b>
2002	6	1	0	0
2001	9	7	3	0
2000	6	1	0	0
1999	6	2	1	1
1998	7	2	0	0
1997	6	3	1	0
1996	4	0	0	0
1995	5	1	1	0
<b>TOTAL:</b>	<b>49</b>	<b>17</b>	<b>6</b>	<b>1</b>
<b>FCS TOTAL:</b>	<b>178</b>	<b>97</b>	<b>39</b>	<b>12</b>

**Jenkins Named Top FCS QB**

As a junior in 2015, **Eli Jenkins** was honored by the FCS Athletic Directors Association by being named the FCSADA Quarterback of the Year. In the third year of the award's existence, **Jenkins** is the second OVC signal caller to win, joining **Jimmy Garropolo** from Eastern Illinois in 2013. Jenkins, the 2015 Ohio Valley Conference Offensive Player of the Year and a First Team All-American by STATS, had a record-breaking season leading a record-breaking offense. With 2,788 passing yards and 1,161 rushing, the Birmingham native was the only FCS quarterback with 2,500 passing and 1,000 rushing yards last season. He and Houston signal caller Greg Ward were the only two quarterbacks in all of Division I to reach those marks.

**Jenkins** ran for 15 touchdowns and threw for 21 and has climbed several career lists for JSU last season. As a junior, his school-record 3,949 yards of total offense is 995 more than any other player in school history, while his 8,357 career yards of total offense also broke the school record. He ran for 195 yards in each of JSU's first two playoff wins over Chattanooga and Charleston Southern and is 26-0 in his career as a starter against FCS foes in the regular season.

**JACKSONVILLE STATE-AUSTIN PEAY SERIES  
SERIES RESULTS**
**(JSU leads, 17-6-3, 7-3-2 in Clarksville, 10-3-1 in Jacksonville)**
**JSU vs. APSU GAME-BY-GAME STATISTICS**

Date	Site	Result	JSU				Rushing				Passing				Total		Off.		APSU				Rushing				Passing				Total		Off.	
			FD	No	Yds	TD	C-A-I	Yds	TD	No	Yds	FD	No	Yds	TD	C-A-I	Yds	TD	No	Yds	FD	No	Yds	TD	C-A-I	Yds	TD	No	Yds					
10/24/15	Clarksville	W, 27-7	25	45	194	3	24-41-1	233	0	86	427	7	27	17	0	14-27-0	65	1	54	82	8	38	113	0	8-21-1	31	0	59	144					
11/1/14	Jacksonville	W, 56-0	36	60	416	7	18-28-0	239	1	88	655	8	38	113	0	8-21-1	31	0	59	144	14	44	187	0	4-26-2	58	1	70	245					
11/2/13	Clarksville	W, 42-10	20	42	175	5	18-31-0	188	0	73	363	14	44	187	0	4-26-2	58	1	70	245	27	24	122	0	40-62-1	375	3	86	497					
11/10/12	Jacksonville	W, 38-23	19	38	214	3	13-18-0	222	2	56	436	14	30	94	1	16-31-5	172	1	61	266	27	24	122	0	40-62-1	375	3	86	497					
10/15/11	Clarksville	W, 44-14	20	51	223	3	11-20-1	137	0	71	360	14	30	94	1	16-31-5	172	1	61	266	11	35	67	0	12-20-1	90	0	55	157					
10/23/10	Jacksonville	W, 56-3	24	42	307	3	17-20-0	232	6	62	539	11	35	67	0	12-20-1	90	0	55	157	12	41	106	0	3-23-2	23	0	64	129					
10/31/09	Clarksville	W, 28-10	22	44	179	2	13-25-0	219	2	69	398	12	41	106	0	3-23-2	23	0	64	129	21	41	225	1	16-32-1	168	2	73	393					
11/1/08	Jacksonville	W, 35-22	24	33	196	3	19-29-1	271	2	62	467	21	41	225	1	16-32-1	168	2	73	393	11	31	111	1	9-19-2	98	0	50	209					
10/11/07	Clarksville	W, 42-9	22	55	256	6	14-20-1	206	0	75	462	11	31	111	1	9-19-2	98	0	50	209														
10/13/79	Jacksonville	L, 13-21																																
1962	Clarksville	W, 23-13																																
1961	Jacksonville	W, 21-26																																
1960	Clarksville	L, 8-14																																
1959	Jacksonville	W, 15-14																																
1958	Clarksville	W, 8-6																																
1957	Jacksonville	W, 20-0																																
1956	Jacksonville	L, 0-7	13	-	147	-	5-10-1	79	-	-	253	7	-	80	-	2-6-2	35	-	-	115														
1955	Jacksonville	W, 20-0																																
1954	Clarksville	T, 14-14																																
1953	Jacksonville	L, 16-47																																
1952	Clarksville	L, 19-20																																
1951	Jacksonville	T, 6-6																																
1950	Clarksville	T, 13-13																																
10/27/49	Jacksonville	W, 19-7																																
1948	Clarksville	L, 13-14																																
1947	Jacksonville	W, 7-6																																

**Jax State-Austin Peay Connections**

- JSU has just one player on its active roster from the State of Tennessee, long snapper Josh Brady from Chattanooga.
- APSU has five players on its roster from the state of Alabama (Kyran Moore, Bessemer; Elijah Shepard, Pell City; Neonta Alexander, Piedmont; Alex Harrelson, Birmingham; Jaison Williams, Trussville)
- JSU's Darius Jackson and Tyler Scozzaro and APSU's Kyran Moore are all from Bessemer, and Jackson and Moore prepped together at McAdory High School for David Powell. Scozzaro attended Bessemer Academy.
- JSU's Joseph Roberts and Casey Dunn and Austn Peay's Jaison Williams all prepped at Hewitt-Trussville HS in Trussville, Ala.
- JSU's Jaylen Hill and APSU's Tyree Harris are both from Marietta HS in Marietta, Ga.
- JSU offensive line coach Kevin Revis played for Austin Peay head coach Will Healy at Chattanooga. Revis was a 1st Team All-SoCon offensive lineman in 2013 and played for the Mocs from 2011-13. Healy was the Mocs' passing game coordinator.
- APSU special teams coordinator and linebackers coach Maxwell Thurmond played for the Gamecocks from 1996-2000. He then served as an assistant under head coach Jack Crowe from 2002-12.
- APSU Co-Defensive Coordinator/Defensive Backs Coach Brandon Cooper was on staff at JSU from 2011-12. He was Jack Crowe's cornerbacks coach during that time.

## JSU IN THE POLLS

### JSU IN THE FCS POLLS

Here is a look at Jacksonville State in the NCAA FCS football poll since 1995:

No. 24	October 17, 1995(TSN)
No. 24	October 24, 1995(TSN)
No. 22	October 26, 1998(TSN)
No. 22	November 2, 1998(TSN)
No. 24	November 9, 1998(TSN)
No. 24	November 16, 1998(TSN)
No. 25-t	September 25, 2001(CP)
No. 23	October 1, 2001(CP)
No. 20	October 8, 2001(CP)
No. 21	October 8, 2001 (TSN)
No. 23	October 16, 2001 (TSN)
No. 20	October 23, 2001 (CP)
No. 22	October 23, 2001 (TSN)
No. 24	Pre-season, 2002 (TSN)
No. 24	August 24, 2002 (TSN)
No. 24	September 1, 2002 (TSN)
No. 24	September 8, 2002 (TSN)
No. 20	November 10, 2003 (CP)
No. 21	November 10, 2003 (TSN)
No. 19	November 17, 2003 (CP)
No. 19	November 17, 2003 (CP)
No. 16	December 10, 2003 (TSN)
No. 16	December 10, 2003 (CP)
No. 22	September 27, 2004 (TSN)
No. 15	October 4, 2004 (TSN)
No. 16	October 4, 2004 (CP)
No. 14	October 11, 2004 (TSN)
No. 14	October 11, 2004 (CP)
No. 12	October 18, 2004 (TSN)
No. 12	October 18, 2004 (CP)
No. 20	October 25, 2004 (TSN)
No. 21	October 25, 2004 (CP)
No. 15	November 1, 2004 (TSN)
No. 16	November 1, 2004 (CP)
No. 14	November 8, 2004 (TSN)
No. 14	November 8, 2004 (CP)
No. 14	November 15, 2004 (TSN)
No. 14	November 15, 2004 (CP)
No. 14	December 15, 2004 (TSN)
No. 14	December 15, 2004 (CP)
No. 20	Pre-season, 2005 (TSN)
No. 21	September 5, 2005 (TSN)
No. 21	September 5, 2005 (CP)
No. 25	September 18, 2006 (TSN)
No. 22	September 29, 2008 (TSN)
No. 23	September 29, 2008 (CP)
No. 18	October 6, 2008 (CP)
No. 19	October 6, 2008 (TSN)
No. 23	October 13, 2008 (CP)
No. 23	October 13, 2008 (TSN)
No. 20	October 20, 2008 (CP)
No. 21	October 20, 2008 (TSN)
No. 21	November 17, 2008 (CP)
No. 24	November 17, 2008 (TSN)
No. 22	December 24, 2008 (CP)
No. 23	December 24, 2008 (TSN)
No. 19	Preseason, 2009 (CP)
No. 21	Preseason, 2009 (TSN)
No. 21	September 7, 2009 (CP)
No. 23	September 7, 2009 (TSN)
No. 22	September 14, 2009 (CP)
No. 24	September 14, 2009 (TSN)
No. 21	September 21, 2009 (CP)
No. 22	September 21, 2009 (TSN)
No. 20	September 28, 2009 (CP)
No. 20	September 28, 2009 (TSN)
No. 18	October 5, 2009 (CP)
No. 18	October 5, 2009 (TSN)
No. 13	October 12, 2009 (CP)
No. 12	October 12, 2009 (TSN)
No. 12	October 19, 2009 (CP)

No. 13	October 19, 2009 (TSN)
No. 20	October 26, 2009 (CP)
No. 22	October 26, 2009 (TSN)
No. 15	November 1, 2009 (CP)
No. 17	November 1, 2009 (TSN)
No. 15	November 9, 2009 (CP)
No. 17	November 9, 2009 (TSN)
No. 15	November 16, 2009 (CP)
No. 17	November 16, 2009 (TSN)
No. 13	November 23, 2009 (CP)
No. 14	November 23, 2009 (TSN)
No. 16	December 21, 2009 (CP)
No. 16	December 21, 2009 (TSN)
No. 17	Preseason, 2010 (CP)
No. 17	Preseason, 2010 (TSN)
No. 6	September 6, 2010 (CP)
No. 5	September 6, 2010 (TSN)
No. 4	September 13, 2010 (CP)
No. 4	September 13, 2010 (TSN)
No. 4	September 20, 2010 (CP)
No. 4	September 20, 2010 (TSN)
No. 4	September 27, 2010 (CP)
No. 4	September 27, 2010 (TSN)
No. 3	October 4, 2010 (CP)
No. 3	October 4, 2010 (TSN)
No. 3	October 11, 2010 (CP)
No. 3	October 11, 2010 (TSN)
No. 3	October 18, 2010 (CP)
No. 3	October 18, 2010 (TSN)
No. 2	October 25, 2010 (CP)
No. 2	October 25, 2010 (TSN)
No. 2	November 1, 2010 (CP)
No. 2	November 1, 2010 (TSN)
No. 6	November 8, 2010 (CP)
No. 6	November 8, 2010 (TSN)
No. 4	November 15, 2010 (CP)
No. 4	November 15, 2010 (TSN)
No. 9	November 21, 2010 (CP)
No. 8	November 21, 2010 (TSN)
No. 12	January 10, 2011 (CP)
No. 12	January 10, 2011 (TSN)
No. 9	Preseason, 2011 (TSN)
No. 9	Preseason, 2011 (CP)
No. 10	September 5, 2011 (TSN)
No. 10	September 6, 2011 (CP)
No. 17	September 12, 2011 (TSN)
No. 16	September 12, 2011 (CP)
No. 16	September 19, 2011 (TSN)
No. 15	September 19, 2011 (CP)
No. 14	September 26, 2011 (TSN)
No. 13	September 26, 2011 (CP)
No. 12	October 3, 2011 (TSN)
No. 12	October 3, 2011 (CP)
No. 11	October 10, 2011 (TSN)
No. 10	October 10, 2011 (CP)
No. 10	October 17, 2011 (TSN)
No. 8	October 17, 2011 (CP)
No. 14	October 24, 2011 (TSN)
No. 13	October 24, 2011 (CP)
No. 18	October 31, 2011 (TSN)
No. 18	October 31, 2011 (CP)
No. 25	November 20, 2011 (TSN)
No. 22	Preseason, 2012 (TSN)
No. 24	September 3, 2012 (TSN)
No. 24	September 11, 2012 (TSN)
No. 24	September 17, 2012 (TSN)
No. 24	October 7, 2013 (TSN)
No. 24	October 7, 2013 (CP)
No. 22	November 11, 2013 (TSN)
No. 23	November 11, 2013 (CP)
No. 20	November 24, 2013 (TSN)
No. 21	November 25, 2013 (CP)
No. 10	January 6, 2014 (TSN)
No. 12	January 6, 2014 (CP)
No. 6	Preseason, 2014 (TSN)

No. 8	Preseason, 2014 (CP)
No. 9	September 1, 2014 (TSN)
No. 9	September 1, 2014 (CP)
No. 9	September 7, 2014 (TSN)
No. 8	September 7, 2014 (CP)
No. 9	September 15, 2014 (TSN)
No. 8	September 15, 2014 (CP)
No. 8	September 22, 2014 (TSN)
No. 8	September 22, 2014 (CP)
No. 8	September 29, 2014 (TSN)
No. 8	September 29, 2014 (CP)
No. 8	October 6, 2014 (TSN)
No. 8	October 6, 2014 (CP)
No. 6	October 13, 2014 (TSN)
No. 7	October 13, 2014 (CP)
No. 6	October 20, 2014 (TSN)
No. 7	October 20, 2014 (CP)
No. 5	October 27, 2014 (TSN)
No. 5	October 27, 2014 (CP)
No. 4	November 3, 2014 (TSN)
No. 4	November 3, 2014 (CP)
No. 3	November 10, 2014 (TSN)
No. 3	November 10, 2014 (CP)
No. 4	November 17, 2014 (TSN)
No. 3	November 17, 2014 (CP)
No. 3	November 23, 2014 (TSN)
No. 2	November 24, 2014 (CP)
No. 9	January 12, 2015 (TSN)
No. 9	January 12, 2015 (CP)
No. 7	Preseason, 2015 (STATS)
No. 9	Preseason, 2015 (CP)
No. 5	September 7, 2015 (STATS)
No. 6	September 7, 2015 (CP)
No. 1	September 14, 2015 (STATS)
No. 4	September 14, 2015 (CP)
No. 1	September 21, 2015 (STATS)
No. 3	September 21, 2015 (CP)
No. 1	September 28, 2015 (STATS)
No. 3	September 28, 2015 (CP)
No. 1	October 5, 2015 (STATS)
No. 3	October 5, 2015 (CP)
No. 1	October 12, 2015 (STATS)
No. 3	October 12, 2015 (CP)
No. 1	October 19, 2015 (STATS)
No. 2	October 19, 2015 (CP)
No. 1	October 26, 2015 (STATS)
No. 2	October 26, 2015 (CP)
No. 1	November 2, 2015 (STATS)
No. 1	November 2, 2015 (CP)
No. 1	November 9, 2015 (STATS)
No. 1	November 9, 2015 (CP)
No. 1	November 16, 2015 (STATS)
No. 1	November 16, 2015 (CP)
No. 1	November 23, 2015 (STATS)
No. 1	November 23, 2015 (CP)
No. 2	January 11, 2016 (STATS)
No. 2	January 12, 2016 (CP)
No. 3	Preseason, 2016 (STATS)
No. 3	Preseason, 2016 (CP)
No. 5	September 5, 2016 (STATS)
No. 5	September 5, 2016 (CP)
No. 4	September 12, 2016 (STATS)
No. 6	September 12, 2016 (CP)
No. 3	September 19, 2016 (STATS)
No. 4	September 19, 2016 (CP)
No. 3	September 26, 2016 (STATS)
No. 4	September 26, 2016 (CP)
No. 3	October 3, 2016 (STATS)
No. 4	October 3, 2016 (CP)

TSN - The Sports Network  
 CP - USA Today Coaches Poll  
 STATS - STATS, Inc. Poll replaced TSN in 2015

### JSU IN THE DIVISION II POLLS

Here is JSU's all-time ranking in the NCAA Division II football polls (1970-1992):

No. 8	1970 Final Poll
No. 12	1973 Final Poll
No. 9	1977 Final Poll
No. 8	Sept. 30, 1980
No. 7	Oct. 7, 1980
No. 4	Oct. 14, 1980
No. 4	Oct. 21, 1980
No. 3	Oct. 28, 1980
No. 3	Nov. 4, 1980
No. 3	Nov. 11, 1980
No. 4	Nov. 18, 1980
No. 6	1980 Final Poll
No. 6	Nov. 9, 1981
No. 5	Nov. 16, 1981
No. 5	1981 Final Poll
No. 5	Oct. 30, 1982
No. 5	1982 Final Poll
No. 14	Sept. 15, 1987
No. 10	Sept. 29, 1987
No. 9	Sept. 26, 1988
No. 6	Oct. 3, 1988
No. 3	Oct. 10, 1988
No. 3	Oct. 17, 1988
No. 8	Oct. 24, 1988
No. 8	Oct. 31, 1988
No. 7	1988 Final Poll
No. 4	1989 Preseason Poll
No. 4	Sept. 11, 1989
No. 3	Sept. 18, 1989
No. 3	Sept. 25, 1989
No. 3	Oct. 2, 1989
No. 3	Oct. 9, 1989
No. 3	Oct. 16, 1989
No. 2	Oct. 23, 1989
No. 2	Oct. 30, 1989
No. 2	Nov. 6, 1989
No. 4	1990 Preseason Poll
No. 3	Sept. 17, 1990
No. 9	Sept. 24, 1990
No. 20	Oct. 15, 1990
No. 13	Oct. 22, 1990
No. 12	Oct. 29, 1990
No. 10	1990 Final Poll
No. 5	1991 Preseason Poll
No. 5	Sept. 16, 1991
No. 3	Sept. 23, 1991
No. 3	Sept. 30, 1991
No. 2	Oct. 7, 1991
No. 2	Oct. 14, 1991
No. 2	Oct. 21, 1991
No. 2	Oct. 28, 1991
No. 2	Nov. 4, 1991
No. 2	1991 Final Poll
No. 2	1992 Preseason Poll
No. 3-t	Sept. 14, 1992
No. 3	Sept. 21, 1992
No. 3	Sept. 28, 1992
No. 5	Oct. 5, 1992
No. 4	Oct. 12, 1992
No. 4	Oct. 19, 1992
No. 4-t	Oct. 26, 1992
No. 3	Nov. 2, 1992
No. 3	1992 Final Poll



**CURRENT FCS POLLS**
**FCS COACHES POLL**

(Oct. 3, 2016)

Team (1st Place Votes)	Points	Prev.	Record
1 North Dakota State (26)	650	1	4-0
2 Sam Houston State	615	2	4-0
3 Chattanooga	588	3	5-0
4 Jacksonville State	566	4	3-1
5 Eastern Washington	559	5	4-1
6 James Madison	511	6	4-1
7 Richmond	474	7	4-1
8 Charleston Southern	462	8	3-2
9 The Citadel	434	10	4-0
10 Montana	417	11	3-1
11 Northern Iowa	371	12	2-2
12 Villanova	353	14	4-1
13 Youngstown State	307	15	3-1
14 Western Illinois	276	8	3-1
15 South Dakota State	273	16	2-2
16 Harvard	227	19	3-0
17 Albany	216	21	4-0
18 North Carolina A&T	204	23	3-1
19 McNeese State	184	22	3-2
20 Eastern Illinois	135	13	3-2
21 North Dakota	131	NR	3-2
22 Cal Poly	87	18	3-2
23 Illinois State	73	20	2-3
24 Central Arkansas	63	NR	4-1
25 Grambling State	55	NR	4-1

**Others receiving votes:** William & Mary (43), Samford (25), Stony Brook (24), Tennessee State (21), Tennessee Tech (20), New Hampshire (18), South Dakota (15), South Carolina State (14), Southern Utah (10), Portland State (7), Wofford (5), Stephen F. Austin (5), Missouri State (3), Sacred Heart (2), Liberty (2), Lehigh (2), Towson (1), Monmouth (1), Northern Colorado (1)

**STATS FCS FOOTBALL POLL**

(Oct. 3, 2016)

Team	Record	Points (#1 Votes)	PR
1 North Dakota State	(4-0)	4100 (164)	1
2 Sam Houston State	(4-0)	3866	2
3 Jacksonville State	(3-1)	3707	3
4 Eastern Washington	(4-1)	3596	4
5 Chattanooga	(5-0)	3486	5
6 Richmond	(4-1)	3073	6
7 James Madison	(4-1)	3011	7
8 Charleston Southern	(3-2)	2836	10
9 Citadel	(4-0)	2810	9
10 Montana	(3-1)	2571	11
11 UNI	(2-2)	2340	12
12 South Dakota State	(2-2)	2201	15
13 Western Illinois	(3-1)	1944	8
14 Villanova	(4-1)	1936	17
15 Youngstown State	(3-1)	1569	20
16 Albany	(4-0)	1422	21
17 Coastal Carolina	(3-2)	1253	14
18 North Carolina A&T	(3-1)	1222	22
19 Eastern Illinois	(3-2)	910	13
20 McNeese	(3-2)	866	23
21 Cal Poly	(3-2)	769	16
22 Harvard	(3-0)	706	25
23 Illinois State	(2-3)	679	18
24 North Dakota	(3-2)	365	NR
25 Central Arkansas	(4-1)	363	NR

**Others:** Grambling State (305), Tennessee State (259), William & Mary (218), Samford (168), New Hampshire (134), Stony Brook (125), Missouri State (73), Stephen F. Austin (70), Indiana State (64), Sacred Heart (54), Wagner (45), Colgate (28), Southern Utah (26), Northern Arizona (22), Cornell (21), South Carolina State (13), Dartmouth (11), Portland State (11), Lehigh (10), Penn (7), Fordham (7), Nicholls (5), Towson (5), Northern Colorado (4), Monmouth (3), North Carolina Central (3), Kennesaw State (3), Wofford (2), Georgetown (1), Eastern Kentucky (1), San Diego (1)

## Stopping the Run is Job No. 1 for Gamecocks

The Jacksonville State run defense has been exceptionally sturdy since the Gamecocks moved to Division I in 1995, but especially since joining the Ohio Valley Conference prior to the 2003 season. **JSU has held the opponents to 100-yards or less 66 times since moving to Division I in 1995.** As a matter of fact, Jax State has held at least one opponent to under 100 yards rushing every season as a Division I member except for 1997. The seven foes under 100 yards last season tied the 2003 team for the most in one year. Through four games in 2016, JSU has held three foes under 100 yards rushing. Through five games in 2016, JSU has held four opponents under 100 yards on the ground, including every non-FBS team on the schedule.

The Gamecocks have held an OVC opponent to 100-yards or less 39 times. JSU held six Southland Football League opponents to 100-yards or less and 14 other times was against non-conference opponents. Here's a complete list of opponents held to 100-yards rushing or less since 1995:

Date	Opponent	Rush Att.	Rush Yds.	Rush Yards per Att.
10/1/11	*at Murray State	26	11	0.42
9/30/95	Knoxville College	30	15	0.50
10/24/15	*at Austin Peay	27	17	0.60
9/27/08	*at Eastern Illinois	23	20	0.87
9/19/15	*Tennessee State	31	24	0.80
10/20/07	*Tennessee Tech	27	35	1.30
<b>9/17/16</b>	<b>Coastal Carolina</b>	<b>35</b>	<b>42</b>	<b>1.20</b>
10/11/14	*at Tennessee State	33	43	1.30
9/30/06	*at Eastern Kentucky	24	43	1.79
<b>9/24/16</b>	<b>at Liberty</b>	<b>36</b>	<b>44</b>	<b>1.22</b>
12/7/13	at #6 McNeese State (NCAA 2nd Rd)	35	46	1.30
10/18/03	*at Tennessee State	32	47	1.47
9/24/05	*at Southeast Missouri	19	48	2.53
11/20/04	*Southeast Missouri	20	50	2.50
10/27/05	*Tennessee Tech	39	51	1.31
9/17/99	Union College	28	51	1.82
<b>9/1/16</b>	<b>North Alabama</b>	<b>32</b>	<b>52</b>	<b>1.60</b>
10/28/06	*at Tennessee Tech	28	52	1.86
10/23/04	*at Tennessee Tech	35	54	1.54
10/5/96	Middle Tennessee	45	55	1.22
10/4/08	*Southeast Missouri	32	56	1.75
11/15/03	*Eastern Illinois	27	57	2.11
11/9/02	^Northwestern State	26	60	2.31
9/27/03	*Eastern Kentucky	29	61	2.10
<b>10/8/16</b>	<b>*Tennessee Tech</b>	<b>27</b>	<b>62</b>	<b>2.29</b>
9/26/15	*at UT Martin	22	64	2.90
10/24/09	*Eastern Illinois	35	65	1.86
10/10/09	*at Murray State	29	65	2.24
10/23/10	*Austin Peay	35	67	1.91
11/13/04	*at Eastern Illinois	26	67	2.58
10/6/01	^at Samford	26	67	2.58
10/3/15	Mississippi Valley State	41	68	1.70
10/11/03	*UT Martin	28	69	2.46
9/9/95	West Georgia	21	71	3.38
9/20/08	at Chattanooga	22	72	3.27
11/12/05	*at Samford	22	73	3.32
9/6/14	at #13 Chattanooga	41	73	1.78
11/11/95	Western Illinois	38	78	2.05
10/9/04	*at UT Martin	27	78	2.89
9/12/09	at Florida State	26	78	3.00
10/4/03	*at Murray State	27	79	2.93
11/8/03	*at Samford	21	79	3.76
10/17/98	^Samford	34	81	2.38
10/1/05	*Eastern Kentucky	28	82	2.93
10/5/06	*Murray State	24	82	3.42
11/22/03	*at Southeast Missouri	32	83	2.59
9/18/04	at Chattanooga	36	84	2.33
9/4/04	Emporia State	32	86	2.69
11/19/11	*at Tennessee State	25	87	3.48
10/31/15	*#13 Eastern Kentucky	30	88	2.90

Date	Opponent	Rush Att.	Rush Yds.	Rush Yards per Att.
11/21/15	*Murray State	37	88	2.40
11/14/98	^at Southwest Texas	29	88	3.03
9/19/98	Middle Tennessee	42	89	2.12
10/9/10	*at UT Martin	28	89	3.18
11/18/06	*at Eastern Illinois	37	92	2.49
11/14/15	*Southeast Missouri	36	93	2.58
11/30/13	Samford (NCAA First Round)	35	93	2.70
11/8/08	*at Tennessee Tech	31	94	3.03
10/15/11	*at Austin Peay	30	94	3.13
10/6/12	*at Tennessee Tech	24	95	4.00
9/28/14	*at Murray State	27	98	3.60
9/26/09	at Nicholls State	37	98	2.65
10/5/02	^Samford	26	98	3.77
9/16/06	*Southeast Missouri	34	98	2.88
10/1/98	^Stephen F. Austin	28	99	3.54
11/8/14	*at #15 Eastern Kentucky	35	100	3.50

\* - Ohio Valley Conference Game ^ - Southland Football League Game



# 2016 JACKSONVILLE STATE FOOTBALL GAME NOTES

## JSU ROSTER

No.	Name	Pos.	Ht.	Wt.	Cl.	Hometown/Previous School	No.	Name	Pos.	Ht.	Wt.	Cl.	Hometown/Previous School
1	Tramel Terry	RB	6-0	200	R-JR	Goose Creek, S.C./Georgia	68	JQ Merriel	OL	6-2	311	FR	Ft Walton Beach, Fla./Ft Walton Beach HS
1	Al Harris, Jr.	CB	5-11	160	JR	Fort Lauderdale, Fla./South Carolina	69	Justin Lea	OL	6-4	290	R-JR	Henagar, Ala./Ider HS
2	Daniel Byrd	CB	6-0	180	R-FR	Pensacola, Fla./Pensacola Catholic	70	Tyler Johnson	OL	6-6	310	R-SO	Glencoe, Ala./Glencoe HS
2	Shaq Davidson	WR	5-10	179	R-SO	Gaffney, S.C./South Carolina	71	Brock Burkhalter	DL	6-4	275	R-FR	Fayette, Ala./Fayette County HS
3	Kendrick Doss	QB	6-2	205	R-SO	Florence, Ala./NE Mississippi CC	73	Tyler Swindle	OL	6-5	295	R-SO	Hayden, Ala./Hayden HS
3	Joel McCandless	LB	6-0	229	JR	Birmingham, Ala./Hinds (Miss.) CC	74	Darius Anderson	OL	6-3	330	R-FR	Jonesboro, Ga./East Carolina
4	Dorien Dickey	WR	5-9	165	R-FR	Greenville, S.C./Christ Church Episcopal	75	Kyron Samuels	OL	6-2	320	R-SR	Fairhope, Ala./East Central (Miss.) CC
4	Justin Thomas-Thornton	DE	6-5	225	R-SO	Prichard, Ala./Auburn	76	Brock Gould	OL	6-3	250	FR	Mobile, Ala./McGill-Toolen HS
5	Kevin Spears	WR	6-3	215	R-JR	New Orleans, La./LSU	77	Dylan Cline	OL	6-4	295	R-JR	McCalla, Ala./McAdory HS
5	Siran Neal	SAF	6-1	205	R-JR	Eufaula, Ala./Eufaula HS	78	Tyler Scozzaro	OL	6-3	295	R-JR	Bessemer, Ala./Bessemer Academy
6	Roc Thomas	RB	5-11	193	JR	Oxford, Ala./Auburn	79	Dylan Gibson	OL	6-9	275	R-SO	Muscle Shoals, Ala./Muscle Shoals HS
6	Reggie Hall	CB	6-3	200	JR	Opelika, Ala./Opelika HS	80	Luke Smith	TE	6-4	240	R-SR	Fort Myers, Fla./South Fort Myers HS
7	Eli Jenkins	QB	6-2	210	R-SR	Birmingham, Ala./Parker HS	81	Gavin Golsan	WR	5-11	185	SR	Birmingham, Ala./Mountain Brook HS
8	Ra'Shad Green	SAF	6-0	185	R-SR	Reserve, La./Cornell College	82	Earl Calloway	WR	6-2	207	R-JR	Tallahassee, Fla./Godby HS
9	Anthony Johnson	WR	6-4	205	SR	Maplesville, Ala./Maplesville HS	83	Brandon Wilson	WR	6-2	195	R-JR	Birmingham, Ala./Parker HS
9	Regie Meant	DT	6-4	302	R-JR	Coral Gables, Fla./Kentucky	84	Jamari Hester	WR	6-6	215	R-FR	Miami, Fla./Miami Central HS
10	Penny Smith	QB	6-1	180	R-SO	Knoxville, Tenn./NE Oklahoma A&M	85	Leo Aylsworth	TE	6-3	225	FR	Douglasville, Ga./Alexander HS
10	DaQuan James	CB	5-7	180	R-JR	Jackson, Ala./Jackson HS	86	Tremaine Dillard	WR	6-3	185	R-FR	Lovejoy, Ga./Lovejoy HS
11	Jaylen Hill	CB	6-0	185	R-SR	Marietta, Ga./Marietta HS	87	Demontez Terry	WR	5-8	148	R-SO	Birmingham, Ala./Shades Valley HS
11	Will Pyburn	QB	6-5	219	R-FR	Pasadena, Calif./La Salle HS	88	Nate Craft	WR	6-3	195	R-SO	Brookwood, Ala./Brookwood HS
12	Josh Barge	WR	6-1	183	R-SR	Carrollton, Ga./Carrollton HS	89	Ty Anderson	TE	6-3	230	SR	Cumming, Ga./West Forsyth HS
13	Thaddeus Philyaw	SAF	6-1	190	R-JR	San Jose, Calif./De Anza College	91	Elijah Goodman	DE	6-4	225	SO	College Park, Ga./Hapeville Charter
13	Jayse Pruitt	QB	5-11	210	R-FR	Rainsville, Ala./Plainview HS	92	Desmond Owino	DL	6-5	280	SR	Nairobi, Kenya/Navarro (Texas) College
14	Bryant Horn	QB	6-0	195	R-SO	Alexander City, Ala./Ben. Russell HS	93	Randy Robinson	DL	6-2	307	SO	Riverdale, Ga./Lovejoy HS
15	Krenwick Sanders	WR	6-2	204	R-SO	Jesup, Ga./Wisconsin	94	Ford Alexander	DE	6-4	240	FR	Birmingham, Ala./Mountain Brook HS
16	Satchel Goodrich	WR	6-0	175	FR	Fayetteville, Ga./Starr's Mill HS	96	Connor Christian	DL	6-3	290	JR	Dallas, Ga./Savannah State
17	Pat Porter	CB	5-11	175	R-SO	Tuscaloosa, Ala./Washington State	97	Gerald Sterling	DL	6-4	290	R-JR	Aliceville, Ala./Washington State
18	Dean Kelly	P	6-2	180	JR	Melbourne, Australia/Stillman	98	Connor Rouleau	PK	6-0	240	R-JR	Suwanee, Ga./Peachtree Ridge HS
19	Cade Stinnett	K/P	6-1	270	R-SO	Enterprise, Ala./Enterprise HS	99	Montrez Lang	DL	6-1	290	R-FR	Prichard, Ala./Vigor HS
20	Tyus Flakes	RB	5-9	190	FR	Auburn, Ala./Auburn HS							
21	Jonathan Curry	TE	6-2	245	R-SR	Phenix City, Ala./Purdue							
21	Delwyn Torbert	SAF	6-2	203	R-SO	Auburn, Ala./Alabama State							
22	Josh Clemons	RB	5-10	220	R-SR	Fayetteville, Ga./Kentucky							
23	Evan Crossing	WR	5-11	175	FR	Atlanta, Ga./Riverwood HS							
24	Lawon Debardeleben	CB/WR	5-8	173	SR	Prattville, Ala./NW Mississippi CC							
25	E.J. Moss	DE	6-4	255	R-SO	Ashville, Ala./Ashville HS							
26	Selwyn Torbert	SAF	6-2	210	R-SO	Auburn, Ala./Alabama State							
27	Jojo Wynn	RB	5-9	205	R-SR	Darien, Ga./Arkansas							
28	Cedric Miller	RB	5-8	192	R-FR	Miami, Fla./Miami Central HS							
29	Jonathan Hagler	SAF	6-0	210	JR	Leeds, Ala./Arizona Western College							
30	Justice Owens	RB	5-10	198	R-JR	Alexandria, Ala./Alexandria HS							
31	Antonio Bostic	CB	6-2	200	FR	Buhl, Ala./Sipsey Valley HS							
32	Christian Wafford	DB	5-11	190	FR	Fayetteville, Ga./Whitewater HS							
34	JaJuan Lee	LB	6-2	220	R-SR	Montgomery, Ala./Jeff Davis HS							
35	Quan Stoudemire	LB	6-1	250	R-SO	Opp, Ala./Opp HS							
36	Matravious Williams	DB	6-0	195	FR	Valley, Ala./Valley HS							
37	De'Marcus Flowers	RB	5-8	178	R-SO	Daleville, Ala./Daleville HS							
38	Tafari Huggins	DB	6-3	205	JR	St. Croix, USVI/South Carolina State							
39	Freddie Montgomery	CB	6-0	175	FR	Bel Air, Md./Atlanta Sports Academy							
40	Darius Jackson	DE	6-3	237	R-JR	Bessemer, Ala./McAdory HS							
41	Dalton Campbell	DL	6-1	240	JR	Vestavia, Ala./Vestavia Hills HS							
42	Jalen Choice	LB	6-2	228	R-FR	Tuscaloosa, Ala./Hillcrest HS							
43	Marlon Bridges	SAF	6-1	210	R-FR	Lanett, Ala./Lanett HS							
44	Landon Smith	WR	5-8	162	FR	Morris, Ala./Mortimer Jordan HS							
45	Dantley Coker	TE	6-0	230	R-FR	Gadsden, Ala./Southside HS							
47	Josh Brady	LS	6-3	214	FR	Chattanooga, Tenn./Silverdale Baptist							
48	Joseph Roberts	DE	6-3	251	R-SO	Trussville, Ala./UAB							
49	Monty Young	LB	6-2	235	SO	Anniston, Ala./Anniston HS							
50	Casey Dunn	OL	6-3	290	SR	Trussville, Ala./Hewitt-Trussville HS							
51	David Segers	LB	6-2	240	SR	Crossville, Ala./Crossville HS							
52	Emmanuel Fennell	DE	6-1	240	R-SO	Robertsdale, Ala./Robertsdale HS							
53	Skyler Esmann	DL	6-0	240	R-SO	Summerville, Ga./Chattooga HS							
54	Nuka Yobo	OL	6-3	270	R-FR	Covington, Ga./Newton HS							
55	Jalyn Johnson	DL	6-4	265	FR	Dadeville, Ala./Dadeville HS							
56	Spencer Watley	OL	5-10	270	JR	Clanton, Ala./Chilton County HS							
57	Ryan Fagerstrom	LB	6-1	220	R-SO	Newnan, Ga./Northgate HS							
58	Nick Johnson	OL	6-2	280	R-SR	Dadeville, Ala./Dadeville HS							
59	Bryce Handy	LB	6-1	225	FR	Miami, Fla./Gulliver Prep							
61	Ty Minschew	OL	6-2	230	R-FR	Glencoe, Ala./Glencoe HS							
63	Branqavious Bussey	OL	6-3	275	R-FR	Lanett, Ala./Lanett HS							
64	David Neece	OL	6-3	300	R-JR	Clanton, Ala./Chilton County HS							

## Coaching Staff

Position	Name	In-Game Location
Head Coach	John Grass	Sidelines
Assistant Head Coach/OC/Running Backs	Jimmy Ogle	Press Box
co-Defensive Coordinator/Inside Linebackers	David Blackwell	Sidelines
co-Defensive Coordinator/Safeties	Brandon Hall	Press Box
Defensive Line	Todd Bates	Sidelines
Offensive Line	Kevin Revis	Sidelines
Outside Linebackers	Nick Gentry	Sidelines
Cornerbacks	Owen Kilgore	Sidelines
Tight Ends/Recruiting Coordinator	J.R. Sandlin	Sidelines
Quarterbacks	Cody Wells	Press box
Wide Receivers	Nick Williams	Sidelines

## Pronunciation Guide

1-truh-MELL	53-ESS-men
5-suh-RAN Neal	54-NEW-kuh YO-bo
6-ROCK	57-FAY-ger-strum
9-Reggie MINT	61-MEN-shoo
10-duh-QUANN	63-bron-QUAY-vee-us
11-Will PIE-burn	68-MEH-ree-ull
15-CRENN-wick	69-Justin LEE
19-Cade stin-NETT	75-KYE-ron Samuels
21-DELL-win	76-GOOLD
24-luh-WAHN duh-BAR-duh-lay-ben	78-Tyler scuh-ZARR-oh
26-SELL-win	81-GOAL-sun
29-HAG-ler	84-ju-MARR-ee Hester
34-juh-WAHN Lee	85-ALES-worth
36-muh-TRAY-vee-us	87-duh-MON-tez
38-tuh-FAR-ee	91-ee-LYE-uh Goodman
42-JAY-len	92-DEZ-mund oh-WEE-no
43-MAR-len	98-Connor ROO-low
51-SEE-gers	99-mon-TREZ Lang
52-Emmanuel fuh-NELL	Head Coach John GRAHSS



**Jacksonville State vs. Austin Peay  
Depth Chart • October 15, 2016**

**Jacksonville State Offense**

<b>TE</b>	<b>80</b>	<b>Luke Smith</b>	<b>6-4</b>	<b>240</b>	<b>R-Sr.</b>
	21	Jonathan Curry	6-2	245	R-Sr.
<b>X-WR</b>	<b>15</b>	<b>Krenwick Sanders</b>	<b>6-2</b>	<b>204</b>	<b>R-So.</b>
	2	Shaq Davidson	5-10	179	R-So.
<b>LT</b>	<b>58</b>	<b>Nick Johnson</b>	<b>6-2</b>	<b>280</b>	<b>R-Sr.</b>
	63	Branqavious Bussey	6-3	275	R-Fr.
<b>LG</b>	<b>69</b>	<b>Justin Lea</b>	<b>6-4</b>	<b>290</b>	<b>R-Jr.</b>
	78	Tyler Scozzaro	6-3	295	R-Jr.
<b>C</b>	<b>50</b>	<b>Casey Dunn</b>	<b>6-3</b>	<b>290</b>	<b>Sr.</b>
	56	Spencer Watley	5-10	270	Jr.
<b>RG</b>	<b>75</b>	<b>Kyron Samuels</b>	<b>6-2</b>	<b>320</b>	<b>R-Sr.</b>
	74	Darius Anderson	6-3	330	R-Fr.
<b>RT</b>	<b>77</b>	<b>Dylan Cline</b>	<b>6-3</b>	<b>290</b>	<b>R-So.</b>
	54	Nuka Yobo	6-3	270	R-Fr.
<b>QB</b>	<b>7</b>	<b>Eli Jenkins</b>	<b>6-2</b>	<b>210</b>	<b>R-Sr.</b>
	14	Bryant Horn	6-0	195	R-So.
<b>RB</b>	<b>6</b>	<b>Roc Thomas</b>	<b>5-11</b>	<b>193</b>	<b>Jr.</b>
	22	Josh Clemons	5-10	220	R-Sr.
<b>Z-WR</b>	<b>12</b>	<b>Josh Barge</b>	<b>6-1</b>	<b>183</b>	<b>R-Sr.</b>
	9	Anthony Johnson	6-4	205	Sr.
<b>H-WR</b>	<b>87</b>	<b>Demontez Terry</b>	<b>5-8</b>	<b>148</b>	<b>R-So.</b>
	4	Dorien Dickey	5-9	165	R-Fr.

**Jacksonville State Defense**

<b>BAN</b>	<b>40</b>	<b>Darius Jackson</b>	<b>6-3</b>	<b>237</b>	<b>R-Jr.</b>
	41	Dalton Campbell	6-1	240	Jr.
<b>NT</b>	<b>93</b>	<b>Randy Robinson</b>	<b>6-2</b>	<b>307</b>	<b>So.</b>
	99	Montrez Lang	6-1	290	R-Fr.
<b>DT</b>	<b>92</b>	<b>Desmond Owino</b>	<b>6-5</b>	<b>280</b>	<b>Sr.</b>
	97	Gerald Sterling	6-4	290	R-Jr.
<b>SLB</b>	<b>5</b>	<b>Siran Neal</b>	<b>6-1</b>	<b>205</b>	<b>R-Jr.</b>
	26	Selwyn Torbert	6-2	210	R-So.
<b>MLB</b>	<b>35</b>	<b>Quan Stoudemire</b>	<b>6-1</b>	<b>250</b>	<b>R-So.</b>
	34	JaJuan Lee	6-2	220	R-Sr.
<b>WLB</b>	<b>3</b>	<b>Joel McCandless</b>	<b>6-0</b>	<b>229</b>	<b>Jr.</b>
	42	Jalen Choice	6-2	228	R-Fr.
<b>DE</b>	<b>48</b>	<b>Joseph Roberts</b>	<b>6-3</b>	<b>251</b>	<b>R-So.</b>
	25	E.J. Moss	6-4	255	R-So.
<b>CB</b>	<b>6</b>	<b>Reggie Hall</b>	<b>6-3</b>	<b>200</b>	<b>Jr.</b>
	1	Al Harris, Jr.	5-11	160	Jr.
<b>FS</b>	<b>43</b>	<b>Marlon Bridges</b>	<b>6-1</b>	<b>210</b>	<b>R-Fr.</b>
	21	Delwyn Torbert	6-2	203	R-So.
<b>SS</b>	<b>8</b>	<b>Ra'Shad Green</b>	<b>6-0</b>	<b>185</b>	<b>R-Sr.</b>
	17	Pat Porter	5-11	175	R-So.
<b>CB</b>	<b>11</b>	<b>Jaylen Hill</b>	<b>6-0</b>	<b>185</b>	<b>R-Sr.</b>
	10	DaQuan James	5-7	180	R-Jr.

**Jacksonville State Special Teams**

<b>P</b>	<b>18</b>	<b>Dean Kelly</b>	<b>6-2</b>	<b>180</b>	<b>Jr.</b>
<b>PK</b>	<b>19</b>	<b>Cade Stinnett</b>	<b>6-1</b>	<b>270</b>	<b>R-So.</b>
<b>KO</b>	<b>98</b>	<b>Connor Rouleau</b>	<b>6-0</b>	<b>240</b>	<b>R-Jr.</b>
<b>KOR</b>	<b>6</b>	<b>Reggie Hall</b>	<b>6-2</b>	<b>215</b>	<b>So.</b>
	<b>24</b>	<b>Lawon Debardelaben</b>	<b>5-8</b>	<b>173</b>	<b>Sr.</b>
<b>PR</b>	<b>24</b>	<b>Lawon Debardelaben</b>	<b>5-8</b>	<b>173</b>	<b>Sr.</b>
<b>LS</b>	<b>47</b>	<b>Josh Brady</b>	<b>6-3</b>	<b>214</b>	<b>Fr.</b>
<b>HOLD</b>	<b>81</b>	<b>Gavin Golsan</b>	<b>5-11</b>	<b>185</b>	<b>Sr.</b>

**Pronunciation Guide**

1-truh-MELL	53-ESS-men
5-suh-RAN Neal	54-NEW-kuh YO-bo
6-ROCK	57-FAY-ger-strum
9-Reggie MINT	61-MEN-shoo
10-duh-QUANN	63-bron-QUAY-vee-us
11-Will PIE-burn	68-MEH-ree-ull
15-CRENN-wick	69-Justin LEE
19-Cade stin-NETT	75-KYE-ron Samuels
21-DELL-win	76-GOOLD
24-luh-WAHN duh-BAR-duh-lay-ben	78-Tyler scuh-ZARR-oh
26-SELL-win	81-GOAL-sun
29-HAG-ler	84-ju-MARR-ee Hester
34-juh-WAHN Lee	85-ALES-worth
36-muh-TRAY-vee-us	87-duh-MON-tez
38-tuh-FAR-ee	91-ee-LYE-uh Goodman
42-JAY-len	92-DEZ-mund oh-WEE-no
43-MAR-len	98-Connor ROO-low
51-SEE-gers	99-mon-TREZ Lang
52-Emmanuel fuh-NELL	Head Coach John GRAHSS



## 2016 STARTING LINEUPS

OFFENSE	TE/WR	WR	LT	LG	C	RG	RT	QB	RB	WR	WR
North Alabama	L. Smith	Hester	N. Johnson	Lea	Dunn	Samuels	Cline	Jenkins	R.Thomas	A. Johnson	Dickey
at LSU	L. Smith	Sanders	N. Johnson	Lea	Dunn	Samuels	Cline	Jenkins	R.Thomas	A. Johnson	D. Terry
Coastal Carolina	L. Smith	Sanders	N. Johnson	Lea	Dunn	Samuels	Cline	Jenkins	Clemons	A. Johnson	D. Terry
at Liberty	Clemons (RB)	Sanders	N. Johnson	Lea	Dunn	Samuels	Cline	Jenkins	R.Thomas	Barge	D. Terry
Tennessee Tech	L. Smith	Sanders	N. Johnson	Lea	Dunn	Samuels	Cline	Jenkins	R.Thomas	Barge	D. Terry
Austin Peay	-	-	-	-	-	-	-	-	-	-	-
at Eastern Kentucky	-	-	-	-	-	-	-	-	-	-	-
Eastern Illinois	-	-	-	-	-	-	-	-	-	-	-
at SE Missouri	-	-	-	-	-	-	-	-	-	-	-
at Murray State	-	-	-	-	-	-	-	-	-	-	-
UT Martin	-	-	-	-	-	-	-	-	-	-	-

DEFENSE	BANDIT	NT	DT	SLB	MLB	WLB	DE	CB	FS	SS	CB
North Alabama	D. Jackson	Robinson	Owino	Neal	Stoudemire	McCandless	Roberts	Hall	Bridges	Green	Hill
at LSU	D. Jackson	Robinson	Owino	Neal	Stoudemire	McCandless	Roberts	Hall	Bridges	Green	Hill
Coastal Carolina	D. Jackson	Robinson	Owino	Neal	Stoudemire	McCandless	Roberts	Hall	Bridges	Green	Hill
at Liberty	Moss	Robinson	Owino	Neal	J. Lee	McCandless	Roberts	Hall	Bridges	Green	Hill
Tennessee Tech	D. Jackson	Robinson	Sterling	Neal	J. Lee	McCandless	Campbell	Hall	Bridges	Green	Hill
Austin Peay	-	-	-	-	-	-	-	-	-	-	-
at Eastern Kentucky	-	-	-	-	-	-	-	-	-	-	-
Eastern Illinois	-	-	-	-	-	-	-	-	-	-	-
at SE Missouri	-	-	-	-	-	-	-	-	-	-	-
at Murray State	-	-	-	-	-	-	-	-	-	-	-
UT Martin	-	-	-	-	-	-	-	-	-	-	-

## SEASON/CAREER GAMES STARTED

OFFENSE	16	15	14	13	12	TOT	CONS	DEFENSE	16	15	14	13	12	TOT	CONS
12-Josh Barge, WR, R-Sr.	2	15	12	14	-	43	2	43-Marlon Bridges, SAF, R-Fr.	5	-	-	-	-	5	5
22-Josh Clemons, RB, R-Sr.	2	-	-	-	-	2	-	41-Dalton Campbell, DE, Jr.	1	3	-	-	-	4	1
77-Dylan Cline, OL, Jr.	5	11	3	-	-	19	5	8-Ra'Shad Green, SAF, R-Sr.	5	-	-	-	-	5	5
4-Dorien Dickey, WR, Fr.	1	-	-	-	-	1	-	6-Reggie Hall, CB, Jr.	5	-	-	-	-	5	5
50-Casey Dunn, OL, Sr.	5	15	3	-	-	23	20	11-Jaylen Hill, CB, R-Sr.	5	15	12	-	-	32	32
84-Jamari Hester, WR, R-Fr.	1	-	-	-	-	1	-	40-Darius Jackson, DE, R-Jr.	4	11	-	-	-	15	1
7-Eli Jenkins, QB, R-Sr.	5	15	12	8	-	40	36	34-JaJuan Lee, OLB, R-Sr.	2	-	1	-	-	3	2
9-Anthony Johnson, WR, Sr.	3	2	2	2	-	9	-	3-Joel McCandless, LB, Jr.	5	13	-	-	-	18	5
58-Nick Johnson, OL, R-Sr.	5	5	10	15	-	35	10	25-E.J. Moss, LB, R-So.	1	1	-	-	-	2	-
69-Justin Lea, OL, R-Jr.	5	15	12	-	-	32	32	5-Siran Neal, SS, Jr.	5	1	3	-	-	9	5
75-Kyron Samuels, OL, R-Sr.	5	3	9	-	-	17	5	92-Desmond Owino, DT, Sr.	4	6	-	-	-	10	-
15-Krenwick Sanders, WR, R-So.	4	-	-	-	-	4	4	48-Joseph Roberts, DB, R-So.	4	1	-	-	-	5	-
80-Luke Smith, TE, Sr.	4	-	-	5	2	11	1	93-Randy Robinson, DL, So.	5	7	-	-	-	12	5
87-Demontez Terry, WR, R-So.	4	-	-	-	-	4	4	97-Gerald Sterling, DL, R-Jr.	1	1	-	-	-	2	1
6-Roc Thomas, WR, Jr.	4	-	-	-	-	4	2	35-Quan Stoudemire, LB, So.	3	2	-	-	-	5	-

**JSU LONG PLAYS (20 YARDS OR MORE)**

<b>GAME</b>	<b>RUSH (11)</b>	<b>PASS (14)</b>	<b>RETURN (8)</b>
NORTH ALABAMA (Sept. 1)	Eli Jenkins (47) - TD	Jenkins to Thomas (38) Jenkins to Sanders (26) Jenkins to Crossing (21)	DeBardelaben (KR-32) DeBardelaben (KR-28) DeBardelaben (PR-23)
at LSU (Sept. 10)	Eli Jenkins (35)	Jenkins to Sanders (76) - TD Jenkins to Spears (42)	DeBardelaben (KR-20)
Coastal Carolina (Sept. 17)	Roc Thomas (45) Eli Jenkins (22)	Jenkins to D. Terry (44) - TD Jenkins to D. Terry (40) - TD Jenkins to Barge (32)	Reggie Hall (KR-44)
at Liberty (Sept. 24)	Justice Owens (87) - TD Eli Jenkins (76) - TD Roc Thomas (57) Josh Clemons (28) Eli Jenkins (25)	Jenkins to Davidson (69) - TD Jenkins to Thomas (51) - TD Jenkins to Barge (29)	Josh Barge (PR-75) - TD DaQuan James (IR - 24)
Tennessee Tech (Oct. 8)	Josh Clemons (26) - TD Eli Jenkins (22)	Jenkins to Sanders (42) Jenkins to Hester (35) Horn to Davidson (31) - TD	Daniel Byrd (KR-20)
Austin Peay (Oct. 15)			

**JAX STATE LONGEST PLAYS OF THE YEAR**

Rush: 87, Justice Owens at Liberty (Sept. 24)  
 Rushing Touchdown: 87, Justice Owens at Liberty (Sept. 24)  
 Pass: 76, Krenwick Sanders from Eli Jenkins at LSU (Sept. 10)  
 Passing Touchdown: 76, Krenwick Sanders from Eli Jenkins at LSU (Sept. 10)  
 Punt Return: 75, Josh Barge at Liberty (Sept. 24)

Kick Return: 44, Reggie Hall vs Coastal Carolina (Sept. 17)  
 Interception: 24, DaQuan James at Liberty (Sept. 24)  
 Fumble Return: None  
 Punt: 56, Dean Kelly vs. Tennessee Tech (Oct. 8)  
 Field Goal: 39, Cade Stinnett vs. Tennessee Tech (Oct. 8)



## OPPONENT LONG PLAYS (20 YARDS OR MORE)

<b>GAME</b>	<b>RUSH (4)</b>	<b>PASS (11)</b>	<b>RETURN (13)</b>
NORTH ALABAMA (Sept. 1)		Tucker to Jones (29) Tucker to Hall (28) Tucker to Jones (20)	Philbert Martial (KR-31) Philbert Martial (KR-28) Jaylan Jackson (KR-22)
at LSU (Sept. 10)	Derrius Guice (44) Derrius Guice (32) Derrius Guice (29) Derrius Guice (22)	Etling to Smith (46) - TD	T. White (PR-60) - TD Donte Jackson (INT-40) Donte Jackson (KR-40)
Coastal Carolina (Sept. 17)		Stilley to Mapp (72) - TD McCall to Henderson (49) Stilley to Mapp (35) Keane to Sattinger (30) Keane to Brown (27)	Abercrombie (FGR-32) Devin Brown (KR-24) Devin Brown (KR-20)
at Liberty (Sept. 24)		Calvert to Shells (59) - TD Calvert to Parker (21)	Hickson (KR-27) Hickson (KR-25) Hickson (KR-24) Hickson (KR-24)
Tennessee Tech (Oct. 8)		Birdsong to Byrd (30) - TD	Dontez Byrd (KR-42) Dontez Byrd (KR-29) Dontez Byrd (KR-23) Dontez Byrd (KR-22)
Austin Peay (Oct. 15)			

### **OPPONENT LONGEST PLAYS OF THE YEAR**

Rush: 44, Derrius Guice (at LSU) on Sept. 10

Rushing Touchdown: 4, Four Times

Pass: 72, Bruce Smith from Josh Stilley (Coastal Carolina) on Sept. 17

Passing Touchdown: 72, Bruce Smith from Josh Stilley (vs. Coastal Carolina) on Sept. 17

Punt Return: 60, T. White (at LSU) on Sept. 10

Kick Return: 42, Dontez Byrd (Tennessee Tech) on Oct. 8

Interception Return: 40, Donte Jackson (at LSU) on Sept. 10

Fumble Return: None

Punt: 66, Nick Madonia (Tennessee Tech) on Oct. 8

Field Goal: 49, Ryan Granger (Coastal Carolina) on Sept. 17



## THE LAST TIME A JSU TEAM...

**Had over 20 first downs**...vs. Tennessee Tech on Oct. 8, 2016 (23)  
**Had over 25 first downs**...vs. Coastal Carolina on Sept. 17, 2016 (30)  
**Had over 30 first downs**...vs. Coastal Carolina on Sept. 17, 2016 (30)  
**Had over 35 first downs**...vs. Austin Peay on Nov. 1, 2014 (36)  
**Had 500 yards rushing**...vs. Charleston Southern on Dec. 11, 2015 (53-506/6 TD)  
**Had 400 yards rushing**...vs. Charleston Southern on Dec. 11, 2015 (53-506/6 TD)  
**Had 300 yards rushing**...at Liberty on Sept. 24, 2016 (46-339/4 TD)  
**Had 70 or more rushing attempts**...vs. Jacksonville on Sept. 7, 2013 (70)  
**Had 65 or more rushing attempts**...at Murray State on Sept. 27, 2014 (67-382)  
**Had 60 or more rushing attempts**...vs. Sam Houston St on Dec. 19, 2015 (61-360/6 TD)  
**Had 50 or more rushing attempts**...vs. Tennessee Tech on Oct. 8, 2016 (55-249/4 TD)  
**Had 7 or more rushing TD's**...vs. Austin Peay on Nov. 1, 2014 (7)  
**Had 6 or more rushing TD's**...vs. Sam Houston St on Dec. 19, 2015 (6)  
**Had 5 or more rushing TD's**...vs. Sam Houston St on Dec. 19, 2015 (6)  
**Had 4 or more rushing TD's**...vs. Tennessee Tech on Oct. 8, 2016 (4)  
**Had 450 yards passing**...at Eastern Kentucky on Nov. 4, 2010 (465)  
**Had 400 yards passing**...at Eastern Kentucky on Nov. 4, 2010 (465)  
**Had 350 yards passing**...at Eastern Kentucky on Nov. 4, 2010 (465)  
**Had 300 yards passing**...vs. Eastern Kentucky on Oct. 31, 2015 (325)  
**Had 50 pass attempts**...at Eastern Kentucky on Nov. 4, 2010 (52)  
**Had 30 pass completions**...at Eastern Kentucky on Nov. 4, 2010 (33)  
**Had 6 TD's passing**...at UT Martin on Nov. 3, 2012 (6)  
**Had 5 TD's passing**...at UT Martin on Nov. 3, 2012 (6)  
**Had 4 TD's passing**...vs. West Alabama on Sept. 20, 2014 (4)  
**Had 3 TD's passing**...vs. Southeast Missouri on Nov. 14, 2015 (3)  
**Scored 70 points**...vs. Cumberland University Aug 30, 2001 (72)  
**Scored 60 points**...vs. Sam Houston St on Dec. 19, 2015 (62)  
**Scored 50 points**...vs. Sam Houston St on Dec. 19, 2015 (62)  
**Scored 40 points**...vs. Tennessee Tech on Oct. 8, 2016 (40)  
**Scored 24 points in a quarter**...vs. Sam Houston St on Dec. 19, 2015 (24 in 2nd quarter) won game 62-10  
**Scored 30 points in a quarter**...vs. Tennessee Tech on Oct. 25, 2014 (35 in 2nd quarter) won game 49-3  
**Had 90 total plays**...at Murray State on Sept. 27, 2014 (95)  
**Had 80 total plays**...vs. Coastal Carolina on Sept. 17, 2016 (87)  
**Had 500 yards total offense**...at Liberty on Sept. 24, 2016 (563)  
**Had 600 yards total offense**...vs. Sam Houston St on Dec. 19, 2015 (639)  
**Had 350 yards total offense in a half**...vs. Charleston Southern on Dec. 11, 2015 (30-425 in second half)  
**Had 300 yards total offense in a half**...vs. Tennessee Tech on Oct. 8, 2016 (43-312 in first half)  
**Had 300 yards total offense in each half**...vs. Sam Houston St on Dec. 19, 2015 (50-314 in first half, 35-325 in second half)  
**Had 200 yards total offense in a quarter**...at Liberty on Sept. 24, 2016 (17-200 in first quarter - scored 14 points)  
**Did not commit a turnover**...vs. Tennessee Tech on Oct. 8, 2016  
**Had 100 yard receiver**...vs. Sam Houston State on Dec. 19, 2015 (Josh Barge, 6-121/0 TD)  
**Had 200 yard receiver**...at UT Martin on Nov. 3, 2012 (Alan Bonner, 10-235/5 TD)  
**Had two 100 yard receivers**...vs. Eastern Kentucky on Oct. 31, 2015 (Josh Barge, 9-158/2 TD, Markis Merrill, 5-101)  
**Had nine or more receivers catch a pass**...vs. Coastal Carolina on Sept. 17, 2016 (9)  
**Had 10 or more receivers catch a pass**...vs. West Alabama on Sept. 20, 2014 (10)  
**Had a 100 yard rusher**...vs. Tennessee Tech on Oct. 8, 2016 (Josh Clemons, 24-110/3 TD)  
**Had two 100 yard rushers**...at Liberty on Sept. 24, 2016 (Roc Thomas, 14-111/1TD; Eli Jenkins, 18-121/2 TD)  
**Had three 100 yard rushers**...vs. Jacksonville on Sept. 7, 2013 - Troymaine Pope (16-160); Miles Jones (20-138); Eli Jenkins (15-128); DaMarcus James (12-105)  
**Had four 100 yard rushers**...vs. Jacksonville on Sept. 7, 2013 - Troymaine Pope (16-160); Miles Jones (20-138); Eli Jenkins (15-128); DaMarcus James (12-105)\*\*NCAA RECORD  
**Returned punt for a TD**...at Liberty on Sept. 24, 2016 (Josh Barge, 75 yards)  
**Returned kickoff for a TD**...at Kentucky on Oct. 22, 2011 (Gabriel Chambers, 99 yards - t-4th longest in school history)  
**Returned an INT for TD**...at Eastern Illinois on Nov. 7, 2015 (Dawson Wells, 35 yds in 4th QTR)  
**Returned Two INTs for TD**...at Austin Peay on Oct. 15, 2011 (Ben Endress, 10 yards; Jamaal Johnson, 45 yards - 4th quarter)  
**Returned fumble for TD**...vs. Samford on Nov. 30, 2013 (Robert Gray 1 yard, 4th quarter)  
**Returned a blocked punt for TD**...vs. Georgia State on Sept. 17, 2011 (Clarence Jackson, 34 yards)  
**Returned a blocked field goal for TD**...vs. Tennessee State on Nov. 15, 2008 (Andrew Ridgeway, 72 yds.)

**Returned an INT for TD in consecutive games**...vs. Eastern Kentucky on Oct. 31, 2015 (Dawson Wells, 48); at Eastern Illinois on Nov. 7, 2015 (Dawson Wells, 35)  
**Returned an INT for TD in THREE consecutive games**...at Eastern Illinois, Nov. 18, 2006 (Kenny Brown, 83); at Alabama State on Sept. 1, 2007 (T.J. Heath, 18); vs Chattanooga on Sept. 8, 2007 (Drew Robinson, 45)  
**Returned an INT for TD in FOUR consecutive games**...vs. Samford on Nov. 11, 2006 (Craig Agee, 16); at Eastern Illinois, Nov. 18, 2006 (Kenny Brown, 83); at Alabama State on Sept. 1, 2007 (T.J. Heath, 18); vs Chattanooga on Sept. 8, 2007 (Drew Robinson, 45)\*\*NCAA RECORD  
**Blocked a punt**...at Eastern Illinois on Nov. 7, 2015 (Brandon Bender)  
**Blocked TWO punts**...at Murray State on Sept. 29, 2007 (Taurean Rhetta-2)  
**Had a Fake Punt**...vs. Murray State on Sept. 28, 2013 (2nd Quarter)  
**Did not Punt in game**...at Southeast Missouri on Nov. 22, 2014  
**Blocked a field goal**...vs. West Alabama on Sept. 20, 2014 (Devaunte Sigler - 2nd Quarter)  
**Blocked two field goals**...vs. Tennessee State Nov. 15, 2008 (Monte' Lewis & Brandt Thomas - 2nd Quarter and 3rd Quarter)  
**Blocked a PAT**...at LSU on Sept. 10, 2016 (Desmond Owino)  
**Missed a PAT**...vs. Tennessee Tech on Oct. 8, 2016 (Cade Stinnett)  
**Had a PAT blocked**...at Tennessee Tech on Oct. 17, 2015  
**Scored on a Fake FG**...vs. Tennessee State on Oct. 21, 2006 (Taurean Rhetta, 24 yard run)  
**Had a punt blocked**...vs. Coastal Carolina on Sept. 17, 2016 (2nd Quarter)  
**Had a field goal blocked**...vs. Coastal Carolina on Sept. 17, 2016 (1st Quarter)  
**Was held scoreless**...at #7 Florida Nov. 17, 2012 (23-0)  
**Was held scoreless at JSU Stadium**...vs. Troy State Nov. 18, 2000 (28-0)  
**Held an opponent scoreless**...vs. Eastern Kentucky on Oct. 31, 2015 (34-0)  
**Held an opponent scoreless at JSU Stadium**...vs. Eastern Kentucky on Oct. 31, 2015 (34-0)  
**Held an opponent to 10 first downs**...at Liberty on Sept. 24, 2016 (10)  
**Held an opponent to 300 yards total offense**...vs. Tenn Tech on Oct. 8, 2016 (59-229)  
**Held an opponent to 200 yards total offense**...at Liberty on Sept. 24, 2016 (69-181)  
**Held an opponent to 150 yards total offense**...at Austin Peay on Oct. 24, 2015 (54-82)  
**Held an opponent to 100 yards rushing**...vs. Tennessee Tech on Oct. 8, 2016 (27-62)  
**Held an opponent to 50 yards rushing**...at Liberty on Sept. 24, 2016 (36-44)  
**Held an opponent to 100 yards passing**...at Eastern Illinois on Nov. 7, 2015 (7-26-1 for 64 yards and 0 TD)  
**Held an opponent to 50 yards passing**...vs. Austin Peay on Nov. 1, 2014 (8-21-1 for 31 yards and 0 TD)  
**Forced 6 Turnovers**...at #25 Tennessee State on Oct. 11, 2014 (4 INT/2FR)  
**Recovered 5 fumbles**...West Georgia on Sept. 7, 1996 (5)  
**Recovered 4 fumbles**...at Nicholls State on Sept. 21, 2002 (4)  
**Recovered 3 fumbles**...vs. Sam Houston State on Dec. 19, 2015 (3)  
**Intercepted 5 passes**...at Austin Peay on Oct. 15, 2011 (5)  
**Intercepted 4 passes**...at #25 Tennessee State on Oct. 11, 2014 (4)  
**Held an opponent without a TD**...at Eastern Illinois on Nov. 7, 2015  
**Held an opponent without an offensive TD**...at Eastern Illinois on Nov. 7, 2015  
**Scored an offensive 2-point conversion**...vs. Tennessee State on Sept. 19, 2015 (Miles Jones rush in 3rd quarter)  
**Scored a defensive 2-point conversion**...vs. Southwest Texas State on Nov. 14, 1998  
**Had 10 or more penalties**...vs. Coastal Carolina on Sept. 17, 2016 (10-88)  
**Had 100 Penalty yards**...vs. North Alabama on Sept. 1, 2016 (12-106)  
**Had no penalties**...vs. Chattanooga on Sept. 8, 2007  
**Had 35 minutes time of possession**...vs. North Alabama on Sept. 1, 2016 (35:39)  
**Had 40 minutes time of possession**...at Tennessee Tech on Oct. 6, 2012 (41:14)  
**Played an overtime game**...vs. Chattanooga on Dec. 5, 2015 (W, 41-35)  
**Scored on first play from scrimmage**...vs. Eastern Kentucky Sept. 27, 2003 (Marcus Mitchell one-yard run)  
**Scored on first play of the game**...vs. Samford on Nov. 11, 2006 Craig Agee, 17 yard Interception return on first play of game enroute to 55-10 win  
**Scored a defensive TD on opponents first two drives of the game**...vs. UT Martin on Oct. 3, 2009 (T.J. Heath 26-yard INT return with 13:30; T.J. Heath 55-yard INT return with 8:55 left in first quarter enroute to 52-7 win)  
**Scored a safety**...at Tennessee Tech on Oct. 17, 2015 (3rd Qtr - Monty Young sack)  
**Both teams scored a safety**...vs. North Alabama on Sept. 14, 2013 (UNA-2nd quarter; JSU-4th Quarter)

# THE LAST TIME A JSU PLAYER...

**Rushed 30 times in a game**.....DaMarcus James vs Southeast Missouri on Nov. 23, 2013 (35 carries for 206 yards and 3 TDs)  
**Rushed for 200 yards in a game**.....Troymaine Pope vs Charleston Southern on Dec. 11, 2015 (16 carries for 250 yards and 3 TDs)  
**Rushed for 150 yards in a game**.....Troymaine Pope vs. Sam Houston State on Dec. 19, 2015 (21 carries for 181 yards and 2 TDs)  
**Had four 100 yard rushers**...vs Jacksonville on Sept. 7, 2013 - Troymaine Pope (16-160); Miles Jones (20-138); Eli Jenkins (15-128); DaMarcus James (12-105)\*\***NCAA RECORD**  
**Had three 100 yard rushers**...vs Southeast Missouri on Nov. 23, 2013 - DaMarcus James (35-206/3 TD); Eli Jenkins (13-124/1 TD); Troymaine Pope (6-102/2 TD)  
**Rushed for 100 yards in eight straight games**.....Clay Green, 2005  
**Rushed for 100 yards in seven straight games**.....Clay Green, 2005  
**Rushed for 100 yards in six straight games**.....Clay Green, 2005  
**Rushed for 100 yards in five straight games**.....Clay Green, 2005  
**Rushed for 100 yards in four straight games**.....Washaun Ealey, 2011  
**Rushed for 100 yards in three straight games**...Troymaine Pope, 2015 (234 vs UTC, 250 vs Charleston Southern, 181 vs. Sam Houston State)  
**Rushed for 100 yards in consecutive games**...Eli Jenkins, 2016 (111 vs Coastal, 121 at Liberty) & Roc Thomas, 2016 (144 vs. Coastal, 111 at Liberty)  
**Rushed for 150 yards in consecutive games**.....Troymaine Pope, 2015 (234 vs. UTC, 250 vs. Charleston Southern, 181 vs. Sam Houston State)  
**Rushed for 150 yards in three-straight games**.....Troymaine Pope, 2015 (234 vs. UTC, 250 vs. Charleston Southern, 181 vs. Sam Houston State)  
**Rushed for 200 yards in consecutive games**.....Troymaine Pope, 2015 (234 vs. UTC, 250 vs. Charleston Southern)  
**Rushed for five or more TDs in a game**....DaMarcus James at Austin Peay on Nov. 2, 2013 (5)  
**Rushed for four or more TDs in a game**....DaMarcus James at Austin Peay on Nov. 2, 2013 (5)  
**Rushed for three or more TDs in a game**.....Josh Clemons vs. Tennessee Tech on Oct. 8, 2016 (3)  
**Rushed for three or more TDs in consecutive games**.....Troymaine Pope, 2015 (3 vs UTC, 3 vs Charleston Southern)  
**Rushed for three or more TDs in three-straight games**.....DaMarcus James, 2013  
**Rushed for three or more TDs in a Quarter**.....DaMarcus James at Austin Peay on Nov. 2, 2013 (5) (3 in 2nd Quarter)  
**Passed for 400 yards in a game**.....Marques Ivory at Eastern Kentucky on Nov. 6, 2010 (444 yds)  
**Passed for 300 yards in a game**.....Eli Jenkins vs Eastern Kentucky on Oct. 31, 2015 (23-32-0, 2 TD, 324 yards)  
**Attempted 50 passes in a game**.....Reggie Stancil vs. Stephen F. Austin Oct. 30, 1999 (53)  
**Attempted 40 passes in a game**.....Eli Jenkins at Auburn on Sept. 12, 2015 (43)  
**Threw six TDs in a game**.....Marques Ivory at UT Martin on Nov. 3, 2012 (6)  
**Threw five TDs in a game**.....Marques Ivory at UT Martin on Nov. 3, 2012 (6)  
**Threw four TDs in a game**.....Marques Ivory at UT Martin on Nov. 3, 2012 (6)  
**Threw four TDs in consecutive games**.....Ryan Perrilloux vs UT Martin on Oct. 3, 2009 (4); vs Nicholls State on Sept. 26, 2009 (4)  
**Threw three TDs in a game**.....Eli Jenkins vs. SE Missouri on Nov. 14, 2015 (3)  
**Threw three TDs in FOUR consecutive games**.....Ryan Perrilloux at Murray State on Oct. 10, 2009 (3); vs UT Martin on Oct. 3, 2009 (4); at Nicholls State on Sept. 26, 2009 (4); at Alabama A&M on Sept. 19 (3)  
**Threw three TDs in THREE consecutive games**.....Ryan Perrilloux at Murray State on Oct. 10, 2009 (3); vs UT Martin on Oct. 3, 2009 (4); at Nicholls State on Sept. 26, 2009 (4)  
**Threw three TDs in consecutive games**.....Ryan Perrilloux at Murray State (3) on Oct. 10, 2009; vs UT Martin on Oct. 3, 2009 (4);  
**Had 400 yards total offense in a game**.....Eli Jenkins vs Chattanooga on Dec. 5, 2015 (403)  
**Accounted for five or more TDs in a game**.....Eli Jenkins vs Murray State on Nov. 21, 2015 (3 rushing/2 passing)  
**Accounted for five or more TDs in consecutive games**.....Ryan Perrilloux at Alabama A&M (3 passing, 2 rushing) on Sept. 19, 2009; at Nicholls State (4 passing, 1 rushing) on Sept. 26, 2009  
**Accounted for four or more TDs in a game**.....Eli Jenkins at Liberty on Sept. 24, 2016 (2 rushing/2 passing)

**Accounted for four or more TDs in consecutive games**.....Ryan Perrilloux at Alabama A&M (3 passing, 2 rushing) on Sept. 19, 2009; at Nicholls State (4 passing, 1 rushing) on Sept. 26, 2009  
**Accounted for four or more TDs in THREE consecutive games**.....Ryan Perrilloux at Alabama A&M (3 passing, 2 rushing) on Sept. 19, 2009; at Nicholls State (4 passing, 1 rushing) on Sept. 26, 2009; vs UT Martin (4 passing) on Oct. 3, 2009  
**Accounted for three or more TDs in a game**.....Josh Clemons vs. Tennessee Tech on Oct. 8, 2016 (3 rushing)  
**Rushed for and caught a TD in a game**.....Washaun Ealey vs Austin Peay on Nov. 10, 2012 (1 rush/1 receiving)  
**Caught 10 or more passes in a game**.....Josh Barge at Auburn on Sept. 12, 2015 (14-132/1 TD)  
**Caught 7 or more passes in a game**.....Josh Barge vs. Murray State on Nov. 21, 2015 (7-92/2 TD)  
**Had 200 or more yards receiving in a game**.....Alan Bonner at UT Martin on Nov. 3, 2012 (10-235/5 TDs)  
**Had 150 or more yards receiving in a game**.....Josh Barge vs. Eastern Kentucky on Oct. 31, 2015 (9-158/2 TD)  
**Had 100 or more yards receiving in a game**.....Josh Barge vs. Sam Houston State on Dec. 19, 2015 (6-121/0 TD)  
**Had 100 or more yards receiving in consecutive games**.....Ruben Gonzalez at Auburn on Sept. 12, 2015 (8-101/0 TD)  
 Ruben Gonzalez vs Tennessee State on Sept. 19, 2015 (8-109/0 TD)  
**Caught five or more TD passes in a game**.....Alan Bonner at UT Martin on Nov. 3, 2012 (10-235/5 TDs OVC & School Record)  
**Caught four or more TD passes in a game**.....Alan Bonner at UT Martin on Nov. 3, 2012 (10-235/5 TDs OVC & School Record)  
**Caught three or more TD passes in a game**.....Josh Barge at UT Martin on Sept. 26, 2015 (9-107/3 TDs)  
**Had three interceptions in a game**.....T.J. Heath vs UT Martin on Oct. 3, 2009 (3)  
**Had two interceptions in a game**.....Jermaine Hough at #25 Tennessee State on Oct. 11, 2014 (2)  
**Returned an interception for a TD in a game**.....Dawson Wells (35 yards in 4th qtr.) at Eastern Illinois on Nov. 7, 2015  
**Returned an interception for a TD in consecutive games**.....Dawson Wells (48 yds vs EIU on Oct. 31, 2015 and 35 yds at EIU on Nov. 7, 2015)  
**Returned two interceptions for a TD in a game**.....T.J. Heath vs UT Martin on Oct. 3, 2009 (2) (55 yards and 27 yards in 1st qtr.)  
**Returned a fumble for a TD in a game**.....Robert Gray vs Samford on Nov. 30, 2013 (1 yard in 4th qtr)  
**Recovered two fumbles in a game**.....Jonathan Crutcher vs. Eastern Kentucky on Sept. 27, 2003  
**Scored two defensive TDs in a game**.....T.J. Heath vs UT Martin on Oct. 3, 2009 (2 interceptions)  
**Recovered TWO fumbles in a game**...Jawaan Booker at Florida State on Sept. 12, 2009  
**Blocked a punt**.....Brandon Bender at Eastern Illinois on Nov. 7, 2015 (1st quarter)  
**Blocked two punts**...Taurean Rhetta at Murray St. on Sept. 29, 2007  
**Blocked a punt in two consecutive games**...Taurean Rhetta at UTM and at EIU in 2006  
**Blocked a FG**.....Devaunte Sigler vs West Alabama on Sept. 20, 2014 (2nd quarter)  
**Blocked a PAT**.....Desmond Owino at LSU on Sept. 20, 2016 (2nd qtr)  
**Had 15 or more tackles**...Brandon Bender vs Murray State on Sept. 28, 2013 (15 tackles/12 solo)  
**Had 20 or more tackles**...Alexander Henderson vs Murray State on Oct. 18, 2008 (21 tackles, 21 solo)  
**Had 20 or more tackles in back-to-back Games**...Alexander Henderson [2008 vs Murray State (21) & UTM (21)].



## THE LAST TIME A JSU OPPONENT...

**Scored 50 or more points**.....at #2 Eastern Illinois on Nov. 16, 2013 (L, 52-14)  
**Scored 40 or more points**.....at UT Martin on Sept. 26, 2015 (W, 48-41)  
**Had 450 or more yards rushing**.....at Georgia Southern on Nov. 16, 2002 (493)  
**Had 400 or more yards rushing**.....vs Southeast Missouri on Nov. 23, 2013 (58-410)  
**Had 350 or more yards rushing**.....vs Southeast Missouri on Nov. 23, 2013 (58-410)  
**Had 300 or more yards rushing**.....vs Southeast Missouri on Nov. 23, 2013 (58-410)  
**Had 250 or more rushing yards**.....vs Charleston Southern on Dec. 11, 2015 (45-250)  
**Had 50 or more rushing attempts**.....at #8 Michigan State on Aug. 29, 2014 (50-211)  
**Had 400 yards passing**.....at UT Martin on Sept. 26, 2015 (433)  
**Had 350 yards passing**.....at UT Martin on Sept. 26, 2015 (433)  
**Had 300 yards passing**.....vs Coastal Carolina on Sept. 17, 2016 (306)  
**Had 60 or more pass attempts**.....vs Austin Peay on Nov. 10, 2012 (61)  
**Had 50 or more pass attempts**.....vs Austin Peay on Nov. 10, 2012 (61)  
**Had 40 or more pass attempts**.....vs Sam Houston State on Dec. 19, 2015 (43)  
**Had 40 or more pass completions**.....vs Austin Peay on Nov. 10, 2012 (40)  
**Had 30 or more pass completions**.....at UT Martin on Sept. 26, 2015 (34)  
**Had 25 or more pass completions**.....at UT Martin on Sept. 26, 2015 (34)  
**Had 6 passes intercepted**.....at Samford Oct. 14 1995 (6)  
**Had 5 passes intercepted**.....at Austin Peay on Oct. 15, 2011 (5)  
**Had 4 passes intercepted**.....vs. Mississippi Valley State on Oct. 3, 2015 (4)  
**Had 2 100-yard receivers**.....at UT Martin on Nov. 3, 2012 (Quentin Sims 10-137; Jeremy Butler 9-101)  
**Had 600 yards total offense**.....at UT Martin on Nov. 3, 2012 (611)  
**Had 500 yards total offense**.....at #8 Michigan State on Aug. 29, 2014 (74-565)  
**Had 400 yards total offense**.....vs. Chattanooga on Dec. 5, 2015 (62-444)  
**Had 90 or more plays of total offense**.....vs Murray State on Oct. 2, 2010 (92)  
**Had 85 or more plays of total offense**.....vs Austin Peay on Nov. 10, 2012 (86-497)  
**Had 80 or more plays of total offense**.....vs. #2 North Dakota State on Dec. 9, 2016 (82-379)  
**Returned a punt for a TD**....at LSU on Sept. 10, 2016 (Tre'Davious White, 60 yards-2nd Qtr.)  
**Returned a kickoff for a TD**....vs. Southeast Missouri on Nov. 14, 2015 (Cameron Sanders, 99 yards)  
**Returned the opening kickoff for a TD**...Ronald Moore, 99 yards (Pittsburg State on Dec 12 1992)  
**Scored on the first play of the game**....at Georgia State on Sept. 21, 2013 (Ronnie Bell 75-yard pass to Albert Wilson)  
**Returned an INT for a TD**....at #13 Chattanooga on Sept. 6, 2014 (Dee Virgin 55 yards in 1st Qtr/Lucas Webb 37 yards in 2nd Qtr.)  
**Returned a fumble for a TD**....at UT Martin on Sept. 26, 2015 (Terri Triplett, 22 yards, 3rd quarter)  
**Held JSU to 300 yards total offense**....vs. #2 North Dakota State on Dec. 9, 2016 (51-204)  
**Held JSU to 200 yards total offense**....at Nicholls St. Sept. 9, 2000 (189)  
**Held JSU to 100 yards rushing**.....at #8 Michigan State on Aug. 29, 2014 (22)  
**Held JSU to 50 yards rushing**....at #8 Michigan State on Aug. 29, 2014 (22)  
**Held JSU to 100 yards passing**.....vs. #2 North Dakota State on Dec. 9, 2016 (57)  
**Held JSU to 10 first downs**....vs. #2 North Dakota State on Dec. 9, 2016 (9)  
**Had 100 penalty yards**....vs Tennessee State on Sept. 19, 2015 (11-147)  
**Did not have a turnover**....at Austin Peay on Oct. 24, 2015  
**Scored a safety**....at Liberty on Sept. 24, 2016 (team, 4th Qtr.)

## THE LAST TIME AN OPPOSING PLAYER...

**Rushed for 300 yards in a game**....vs.Southwest Texas Nov 15 1997 (Claude Mathis 308)  
**Rushed for 200 yards in a game**....at #2 Eastern Illinois on Nov. 16, 2013 (Shepard Little, 26-246/2 TD)  
**Rushed for 100 yards in a game**....at #21 LSU on Sept. 10, 2016 (Derrius Guice, 19-155/1 TD)  
**Passed for 300 yards in a game**....at UT Martin on Sept. 26, 2015 (Jarod Neal 34-49-1/4 TD, 433 yards)  
**Passed for 400 yards in a game**.....at UT Martin on Sept. 26, 2015 (Jarod Neal 34-49-1/4 TD, 433 yards)  
**Had 100 yards receiving in a game**....vs Coastal Carolina on Sept. 17, 2016 (Bruce Mapp, 4-140/1 TD)  
**Had 150 yard receiving in a game**....at UT Martin on Sept. 26, 2015 (Rod Wright, 10-162/2 TD)  
**Had 200 yard receiving in a game**....at Eastern Kentucky on Nov. 4, 2010 (Orlandus Harris, 4-205)  
**Had 10 receptions in a game**.....vs Sam Houston State on Dec. 19, 2015 (Yedidiah Louis, 10-103/0 TD)  
**Threw 7 TDs in a game**.....at UT Martin on Nov. 3, 2012 (Derek Carr, 7)  
**Threw 6 TDs in a game**.....at UT Martin on Nov. 3, 2012 (Derek Carr, 7)  
**Threw 5 TDs in a game**.....at UT Martin on Nov. 3, 2012 (Derek Carr, 7)  
**Threw 5 INTs in a game**.....at Austin Peay on Oct. 15, 2011 (Jake Ryan, 5)  
**Had 2 100 yard rushers in a game**....at #2 Eastern Illinois on Nov. 16, 2013 (Shepard Little, 26-246/2 TD; Jimmy Lera 12-111/2 TD)  
**Had 2 100-yard receivers**.....at UT Martin on Nov. 3, 2012 (Quentin Sims, 10-137/5; Jeremy Butler, 9-101/1)  
**Returned a fumble for a touchdown**....vs. Murray State on Nov. 21, 2015 (Connor Mitchell, 1 yard, 3rd quarter)  
**Returned a blocked punt for a TD**....at Georgia State on Sept. 21, 2013 (C.J. Scott, 3 yards - 4th Qtr)  
**Returned an interception for a touchdown**....at #13 Chattanooga on Sept. 6, 2014 (Dee Virgin 55 yards in 1st Qtr/Lucas Webb 37 yards in 2nd Qtr.)  
**Returned a punt for a TD**....at LSU on Sept. 10, 2016 (Tre'Davious White, 60 yards-2nd Qtr.)  
**Returned a kickoff for a TD**....vs Southeast Missouri on Nov. 14, 2015 (Cameron Sanders, 99 yards - 4th Qtr.)  
**Returned the opening kickoff for a TD**...Ronald Moore, 99 yards (Pittsburg State on Dec 12 1992)  
**Scored on the first play of the game**....at Georgia State on Sept. 21, 2013 (Ronnie Bell 75-yard pass to Albert Wilson)

## 2016 JACKSONVILLE STATE OFFENSIVE DRIVE CHART

Note: \*-first drive of second half; #-JSU gained possession off a turnover

vs. North Alabama					
No.	Start	Plays	Yards	Time	End
1	J17	17	83	5:42	Touchdown
2	J48	3	52	1:03	Touchdown
3	J16	3	3	1:00	Punt
4	J19	8	27	3:10	Punt
5	J20	13	80	5:18	Touchdown
6	J25	3	5	1:05	Punt
7	J19	0	4	0:00	Fumble
8	J03	1	2	0:31	End of Half
*9	J34	3	5	1:25	Punt
10	N35	5	35	1:42	Touchdown
11	J26	8	31	4:49	Punt
12	J28	11	66	4:21	Field Goal
13	J37	11	52	5:21	End of Half

at LSU					
No.	Start	Plays	Yards	Time	End
1	J14	8	18	4:33	Punt
2	J23	9	31	4:18	Punt
3	L46	8	33	3:55	Field Goal
4	J25	6	39	3:39	Punt
5	J24	1	76	0:12	Touchdown
6	J07	3	7	0:41	Punt
7	J27	1	-2	0:14	End of Half
*8	J20	3	1	0:49	Punt#
9	J16	8	46	3:39	Interception
10	J14	3	9	2:09	Punt
11	J43	9	23	4:06	Downs
12	J27	12	57	4:31	Field Goal

vs. Coastal Carolina					
No.	Start	Plays	Yards	Time	End
1	J44	7	32	2:37	Missed FG
2	J18	7	82	2:29	Touchdown
3	J42	3	-11	1:31	Punt
4	J23	6	26	1:44	Punt
5	J18	3	9	1:32	Safety
6	J19	7	40	3:08	Punt
7	J28	4	72	1:26	Touchdown
8	J05	4	48	0:54	Punt
*9	J34	3	8	1:57	Punt
10	J18	5	82	1:37	Touchdown
11	J20	3	3	1:18	Punt
12	J08	14	49	4:51	Downs
13	J17	3	2	0:54	Punt
14	J13	11	87	3:53	Touchdown
15	J40	4	1	1:49	Fumble#
16	J33	4	20	2:07	Punt

at Liberty					
No.	Start	Plays	Yards	Time	End
1	J27	3	73	0:53	Touchdown
2	J26	5	30	2:09	Interception
3	J21	3	79	1:31	Touchdown
4	J43	6	18	2:46	Punt
5	J19	3	4	1:54	Punt
6	L00	0	0	0:00	Touchdown
7	L47	3	0	1:28	Punt
8	J29	5	28	1:42	Fumble
9	L38	5	38	1:16	Touchdown#
10	J17	4	28	0:51	End of Half
*11	J18	5	14	1:42	Punt
12	J30	6	23	2:24	Downs
13	J20	5	13	3:09	Punt
14	J25	5	75	2:13	Touchdown
15	L46	3	6	1:54	Punt#
16	J31	1	69	0:11	Touchdown
17	J29	4	-29	2:17	Safety
18	J15	2	85	0:55	Touchdown

vs. Tennessee Tech					
No.	Start	Plays	Yards	Time	End
1	J21	3	4	0:50	Punt
2	T46	9	25	3:12	Field Goal
3	J31	8	69	3:37	Touchdown
4	T39	3	39	1:01	Touchdown
5	J11	6	34	3:43	Punt
6	T20	7	20	2:40	Touchdown#
7	J25	5	75	0:59	Touchdown
8	J49	4	30	0:40	Field Goal#
9	T41	8	31	3:29	Missed FG#
10	T36	8	30	3:16	Missed FG
11	T31	1	31	0:09	Touchdown#
12	T47	9	31	5:28	Downs
13	J01	5	13	2:23	Punt
14	J15	1	-2	0:07	End of Half#



**TY** #89  
**ANDERSON** TE  
 6-3 • 213 • SR.  
 CUMMING, GA.  
 WEST FORSYTH HS

**2016:** Saw action in JSU's season-opening win against North Alabama and in the first road contest of the season at LSU...played against Coastal Carolina and at Liberty...saw action in the OVC opener versus Tennessee Tech.

ANDERSON'S CAREER STATS								
REC	G	REC	YDS	TD	LG	REC/G	AVG/C	AVG/G
2013	11	1	8	0	8	0.1	8.0	0.8
2014	5	1	12	0	12	0.2	12.0	1.4
2015	15	0	0	0	0	0.0	0.0	0.0
2016	5	0	0	0	0	0.0	0.0	0.0
<b>TOTALS</b>	<b>36</b>	<b>2</b>	<b>20</b>	<b>0</b>	<b>12</b>	<b>0.1</b>	<b>10.0</b>	<b>1.1</b>

ANDERSON'S CAREER HIGH GAME STATS			
NO.	OPPONENT	DATE	
Receptions	1	2x; last vs. West Alabama	9/20/14
Receiving Yards	12	vs. West Alabama	9/20/14
Receiving TDs	-	-	-
Long Play	12	vs. West Alabama	9/20/14

ANDERSON'S 2016 GAME-BY-GAME						
DATE	OPPONENT	REC	YDS	LNG	AVG	TD
9/1/16	North Alabama	0	0	0	0.0	0
9/10/16	@LSU	0	0	0	0.0	0
9/17	Coastal Carolina	0	0	0	0.0	0
9/24	@Liberty	0	0	0	0.0	0
10/8	Tennessee Tech	0	0	0	0.0	0
10/15	Austin Peay	-	-	-	-	-
10/22	@Eastern Kentucky	-	-	-	-	-
10/29	Eastern Illinois	-	-	-	-	-
11/5	@Southeast Missouri	-	-	-	-	-
11/12	@Murray State	-	-	-	-	-
11/19	UT Martin	-	-	-	-	-

ANDERSON'S 2015 GAME-BY-GAME						
DATE	OPPONENT	REC	YDS	LNG	AVG	TD
9/5/15	@Chattanooga	0	0	0	0.0	0
9/12/15	@Auburn	0	0	0	0.0	0
9/19/15	Tennessee State	0	0	0	0.0	0
9/26/15	@UT Martin	0	0	0	0.0	0
10/3/15	Mississippi Valley State	0	0	0	0.0	0
10/17/15	@Tennessee Tech	0	0	0	0.0	0
10/24/15	@Austin Peay	0	0	0	0.0	0
10/31/15	Eastern Kentucky	0	0	0	0.0	0
11/7/15	@Eastern Illinois	0	0	0	0.0	0
11/14/15	Southeast Missouri	0	0	0	0.0	0
11/21/15	Murray State	0	0	0	0.0	0
12/5/15	Chattanooga	0	0	0	0.0	0
12/11/15	Charleston Southern	0	0	0	0.0	0
12/19/15	Sam Houston State	0	0	0	0.0	0
1/9/16	North Dakota State	0	0	0	0.0	0

ANDERSON'S 2014 GAME-BY-GAME						
DATE	OPPONENT	REC	YDS	LNG	AVG	TD
8/29/14	@Michigan State	0	0	0	0.0	0
9/6/14	@Chattanooga	0	0	0	0.0	0
9/20/14	West Alabama	1	12	12	12.0	0
9/27/14	@Murray State	0	0	0	0.0	0
10/4/14	UT Martin	- DNP -	-	-	-	-
10/11/14	@Tennessee State	- DNP -	-	-	-	-
10/25/14	Tennessee Tech	0	0	0	0.0	0
11/1/14	Austin Peay	- DNP -	-	-	-	-
11/8/14	@Eastern Kentucky	- DNP -	-	-	-	-
11/15/14	Eastern Illinois	- DNP -	-	-	-	-
11/22/14	@Southeast Missouri	- DNP -	-	-	-	-
12/6/14	Sam Houston State	- DNP -	-	-	-	-

ANDERSON'S 2013 GAME-BY-GAME						
DATE	OPPONENT	REC	YDS	LNG	AVG	TD
8/31/13	@Alabama State	1	8	8	8.0	0
9/7/13	Jacksonville	0	0	0	0.0	0
9/14/13	North Alabama	0	0	0	0.0	0
9/21/13	@Georgia State	0	0	0	0.0	0
9/28/13	Murray State	0	0	0	0.0	0
10/5/13	@UT Martin	0	0	0	0.0	0
10/12/13	Tennessee State	- DNP -	-	-	-	-
10/26/13	@Tennessee Tech	0	0	0	0.0	0
11/2/13	@Austin Peay	- DNP -	-	-	-	-
11/9/13	Eastern Kentucky	0	0	0	0.0	0
11/16/13	@Eastern Illinois	- DNP -	-	-	-	-
11/23/13	Southeast Missouri	0	0	0	0.0	0
11/30/13	Samford	0	0	0	0.0	0
12/7/13	@McNeese State	0	0	0	0.0	0
12/14/13	@Eastern Washington	- DNP -	-	-	-	-



**JOSH** #12  
**BARGE** WR  
 6-1 • 172 • R-SR.  
 CARROLLTON, GA.  
 CARROLLTON HS

- OVC SPECIALIST OF THE WEEK (9/25/16)
- 2016 PRESEASON ALL-OVC
- 2015 ALL-OVC FIRST TEAM
- 2015 PRESEASON ALL-OVC
- 2014 ALL-OVC SECOND TEAM
- 2014 PRESEASON ALL-OVC
- 2013 FRESHMAN ALL-AMERICAN
- 2013 OVC ALL-NEWCOMER TEAM

**2016:** Did not play against North Alabama in the season opener, halting a streak of 40 consecutive games played...had not missed a game since redshirting in 2012...missed the LSU game...saw his first action of the season against Coastal Carolina with a pair of catches for 43 yards... has now caught at least one pass in 43-straight games, extending his school record and drawing nearer to the OVC record of 44 set by Samford's Jeff Moore from 2004-07 after hauling in four catches for 71 yards at Liberty...his 75-yard punt return for a touchdown in the second quarter was JSU's first since Alan Bonner's 64-yard return for a score at Alabama A&M on Sept. 19, 2009...named the OVC's Specialist of the Week for his efforts at LU...led JSU in receptions with three for 32 yards in the OVC opener versus Tennessee Tech

BARGE'S CAREER STATS								
REC	G	REC	YDS	TD	LG	REC/G	AVG/C	AVG/G
2013	15	58	885	2	49	3.9	15.3	59.0
2014	12	56	919	4	59	4.7	16.4	76.6
2015	15	92	1145	11	35	6.1	12.4	76.3
2016	3	9	146	0	32	3.0	16.2	48.7
<b>TOTALS</b>	<b>45</b>	<b>215</b>	<b>3095</b>	<b>17</b>	<b>59</b>	<b>4.8</b>	<b>14.4</b>	<b>68.8</b>

PUNT RET.				
NO.	YDS	AVG.	TD	LG.
2013	1	4	4.0	4
2014	13	82	6.3	24
2015	22	217	9.9	33
2016	5	88	17.6	75
<b>TOTALS</b>	<b>41</b>	<b>391</b>	<b>9.5</b>	<b>75</b>

BARGE'S CAREER HIGH GAME STATS			
NO.	OPPONENT	DATE	
Receptions	14	at Auburn	9/12/15
Receiving Yards	158	vs. Eastern Kentucky	10/31/15
Receiving TDs	3	2x; last at UT Martin	9/26/15
Long Play	59	vs. Eastern Illinois	11/15/14
Long Punt Return	75	at Liberty	9/24/16
Punt Return for TD	75	at Liberty	9/24/16

BARGE'S 2016 GAME-BY-GAME						
DATE	OPPONENT	REC	YDS	LNG	AVG	TD
9/1/16	North Alabama	- DNP -	-	-	-	-
9/10/16	@LSU	- DNP -	-	-	-	-
9/17/16	Coastal Carolina	2	43	32	21.5	0
9/24/16	@Liberty	4	71	29	17.8	0
10/8/16	Tennessee Tech	3	32	17	10.7	0
10/15/16	Austin Peay	-	-	-	-	-
10/22/16	@Eastern Kentucky	-	-	-	-	-
10/29/16	Eastern Illinois	-	-	-	-	-
11/5/16	@Southeast Missouri	-	-	-	-	-
11/12/16	@Murray State	-	-	-	-	-
11/19/16	UT Martin	-	-	-	-	-



**MARLON** #43  
**BRIDGES** SAF  
 6-1 • 210 • R-FR.  
 LANETT, ALA.  
 LANETT HS

**2016:** One of four Gamecocks to lead the defense with four tackles in the season-opening win against North Alabama...forced a UNA fumble...Led JSU in stops with 11 at LSU...turned in six tackles, including a stop for a loss versus Coastal Carolina...forced a CCU fumble and had a pair of pass break ups...turned in six total tackles and his first interception at Liberty...also had a pass break up vs. the Flames...posted his second interception and forced his third fumble of the season in the OVC opener versus Tennessee Tech...finished with four stops against Tech.

**BRIDGES' CAREER STATS**

TACKLES	G	UA	A	TOTAL	TFL	YDS	PD	FF	FR
2016	5	18	16	34	1.5	5	3	3	0
<b>TOTAL</b>	<b>5</b>	<b>18</b>	<b>16</b>	<b>34</b>	<b>1.5</b>	<b>5</b>	<b>3</b>	<b>3</b>	<b>0</b>

**BRIDGES' CAREER HIGH GAME STATS**

	NO.	OPPONENT	DATE
Tackles	11	at LSI	9/10/16
Tackles for loss	1.0	vs. Coastal Carolina	9/17/16
Sacks	-	-	-
FF	1	3x; last vs. Tennessee Tech	10/8/16
PB	2	vs. Coastal Carolina	9/17/16
INT	1	2x; last vs. Tennessee Tech	10/8/16

**BRIDGES' 2016 GAME-BY-GAME**

DATE	OPPONENT	UT	AT	TT	TFL-YDS	SCKS-YDS	INT-YDS	BRK
9/1/16	North Alabama	5	2	7	0.5-2	0-0	0-0	0
9/10/16	@LSU	3	8	11	0.0-0	0-0	0-0	0
9/17/16	Coastal Carolina	5	1	5	1.0-3	0-0	0-0	2
9/24/16	@Liberty	3	3	6	0.0-0	0-0	1-8	1
10/8/16	Tennessee Tech	2	2	4	0.0-0	0-0	1-0	0
10/15/16	Austin Peay							
10/22/16	@Eastern Kentucky							
10/29/16	Eastern Illinois							
11/5/16	@Southeast Missouri							
11/12/16	@Murray State							
11/19/16	UT Martin							



**DALTON** #41  
**CAMPBELL** DE  
 6-2 • 237 • JR.  
 VESTAVIA, ALA.  
 VESTAVIA HILLS HS

**2016:** Turned in a pair of tackles in the season opener against North Alabama...saw action at LSU...made one stop versus Coastal Carolina...saw action at Liberty...posted a season-best three tackles, including a sack in the OVC opener versus Tennessee Tech.

**CAMPBELL'S CAREER STATS**

TACKLES	G	UA	A	TOTAL	TFL	YDS	PD	FF	FR
2014	7	3	4	7	2.5	7	0	0	0
2015	14	10	13	23	3.5	15	1	0	0
2016	5	1	5	6	0.5	4	0	0	0
<b>TOTAL</b>	<b>26</b>	<b>14</b>	<b>22</b>	<b>36</b>	<b>6.5</b>	<b>26</b>	<b>1</b>	<b>0</b>	<b>0</b>

**BARGE'S 2015 GAME-BY-GAME**

DATE	OPPONENT	REC	YDS	LNG	AVG	TD
9/5/15	@Chattanooga	8	52	18	6.5	0
9/12/15	@Auburn	14	132	29	9.4	1
9/19/15	Tennessee State	5	55	16	11.0	1
9/26/15	@UT Martin	9	107	22	11.9	3
10/3/15	Mississippi Valley State	1	17	17	17.0	0
10/17/15	@Tennessee Tech	6	60	16	10.0	0
10/24/15	@Austin Peay	6	62	14	10.3	0
10/31/15	Eastern Kentucky	9	158	35	17.5	2
11/7/15	@Eastern Illinois	3	44	26	14.7	0
11/14/15	Southeast Missouri	7	108	30	15.4	2
11/21/15	Murray State	7	92	27	13.1	2
12/5/15	Chattanooga	6	67	21	11.2	0
12/11/15	Charleston Southern	3	29	15	9.6	0
12/19/15	Sam Houston State	6	121	32	20.2	0
1/9/16	North Dakota State	2	32	22	16.0	0

**BARGE'S 2014 GAME-BY-GAME**

DATE	OPPONENT	REC	YDS	LNG	AVG	TD
8/29/14	@Michigan State	7	98	32	14.0	0
9/6/14	@Chattanooga	3	43	28	14.3	0
9/20/14	West Alabama	6	100	32	16.6	3
9/27/14	@Murray State	6	92	43	15.3	0
10/4/14	UT Martin	5	38	16	7.6	0
10/11/14	@Tennessee State	2	66	48	33.0	0
10/25/14	Tennessee Tech	3	53	25	17.6	0
11/1/14	Austin Peay	7	110	30	15.7	0
11/8/14	@Eastern Kentucky	4	78	25	19.5	0
11/15/14	Eastern Illinois	8	153	59	19.1	1
11/22/14	@Southeast Missouri	2	36	26	18.0	0
12/6/14	Sam Houston State	3	52	40	17.3	0

**BARGE'S 2013 GAME-BY-GAME**

DATE	OPPONENT	REC	YDS	LNG	AVG	TD
8/31/13	@Alabama State	1	19	19	19.0	0
9/7/13	Jacksonville	0	0	0	0.0	0
9/14/13	North Alabama	3	31	14	10.3	0
9/21/13	@Georgia State	8	124	32	15.5	0
9/28/13	Murray State	3	63	29	21.0	0
10/5/13	@UT Martin	5	114	42	22.8	0
10/12/13	Tennessee State	6	56	16	9.3	0
10/26/13	@Tennessee Tech	5	47	13	9.4	0
11/2/13	@Austin Peay	9	115	25	12.7	0
11/9/13	Eastern Kentucky	5	106	49	21.2	1
11/16/13	@Eastern Illinois	2	7	6	3.5	0
11/23/13	Southeast Missouri	2	69	40	34.5	0
11/30/13	Samford	1	6	6	6.0	0
12/7/13	@McNeese State	2	33	19	16.5	1
12/14/13	@Eastern Washington	6	95	42	15.8	0

**BARGE'S 2016 GAME-BY-GAME**

DATE	OPPONENT	PR	YDS	TD	LG	AP
9/1/16	North Alabama	- DNP -				
9/10/16	@LSU	- DNP -				
9/17/16	Coastal Carolina	0	0	0	0	0
9/24/16	@Liberty	3	83	1	75	154
10/8/16	Tennessee Tech	2	5	0	5	37
10/15/16	Austin Peay					
10/22/16	@Eastern Kentucky					
10/29/16	Eastern Illinois					
11/5/16	@Southeast Missouri					
11/12/16	@Murray State					
11/19/16	UT Martin					

**BARGE'S 2015 GAME-BY-GAME**

DATE	OPPONENT	PR	YDS	TD	LG	AP
9/5/15	@Chattanooga	0	0	0	0	52
9/12/15	@Auburn	0	0	0	0	132
9/19/15	Tennessee State	2	7	0	6	62
9/26/15	@UT Martin	1	21	0	21	128
10/3/15	Mississippi Valley State	2	14	11	0	28
10/17/15	@Tennessee Tech	2	7	8	0	76
10/24/15	@Austin Peay	2	10	0	10	72
10/31/15	Eastern Kentucky	4	47	0	19	205
11/7/15	@Eastern Illinois	2	22	0	12	66
11/14/15	Southeast Missouri	2	37	0	21	145
11/21/15	Murray State	0	0	0	0	92
12/5/15	Chattanooga	1	12	0	12	88
12/11/15	Charleston Southern	1	3	0	3	32
12/19/15	Sam Houston State	2	33	0	33	154
1/9/16	North Dakota State	1	4	0	4	36

**CAMPBELL'S CAREER HIGH GAME STATS**

NO.	OPPONENT	DATE
5	at UT Martin	9/26/15
1.0	5x; last vs. Mississippi Valley State	10/3/15
1	vs. Tennessee Tech	10/25/14

**CAMPBELL'S 2016 GAME-BY-GAME**

DATE	OPPONENT	UT	AT	TT	TFL-YDS	SCKS-YDS	INT-YDS	BRK
9/1/16	North Alabama	0	2	2	0-0	0-0	0-0	0
9/10/16	@LSU	0	0	0	0-0	0-0	0-0	0
9/17/16	Coastal Carolina	0	1	1	0-0	0-0	0-0	0
9/24/16	@Liberty	0	0	0	0-0	0-0	0-0	0
10/8/16	Tennessee Tech	1	2	3	0.5-5	0.5-4	0-0	0
10/15/16	Austin Peay							
10/22/16	@Eastern Kentucky							
10/29/16	Eastern Illinois							
11/5/16	@Southeast Missouri							
11/12/16	@Murray State							
11/19/16	UT Martin							

**CAMPBELL'S 2015 GAME-BY-GAME**

DATE	OPPONENT	UT	AT	TT	TFL-YDS	SCKS-YDS	INT-YDS	BRK
9/5/15	@Chattanooga	-	DNP	-				
9/12/15	@Auburn	2	0	2	0-0	0-0	0-0	0
9/19/15	Tennessee State	1	0	1	1.0-5	0-0	0-0	0
9/26/15	@UT Martin	2	3	5	1.0-7	0-0	0-0	0
10/3/15	Miss. Valley State	1	1	2	1.0-1	0-0	0-0	0
10/17/15	@Tennessee Tech	1	2	3	0-0	0-0	0-0	0
10/24/15	@Austin Peay	0	1	1	0-0	0-0	0-0	1
10/31/15	Eastern Kentucky	0	0	0	0-0	0-0	0-0	0
11/7/15	@Eastern Illinois	1	1	2	0-0	0-0	0-0	0
11/14/15	Southeast Missouri	1	1	2	0-0	0-0	0-0	0
11/21/15	Murray State	0	3	3	0.5-2	0-0	0-0	0
12/5/15	Chattanooga	0	0	0	0-0	0-0	0-0	0
12/11/15	Charleston Southern	0	0	0	0-0	0-0	0-0	0
12/19/15	Sam Houston State	0	1	1	0-0	0-0	0-0	0
1/9/16	North Dakota State	1	0	1	0-0	0-0	0-0	0

**CAMPBELL'S 2014 GAME-BY-GAME**

DATE	OPPONENT	UT	AT	TT	TFL-YDS	SCKS-YDS	INT-YDS	BRK
8/29/14	@Michigan State	-	DNP	-				
9/6/14	@Chattanooga	-	DNP	-				
9/20/14	West Alabama	-	DNP	-				
9/27/14	@Murray State	-	DNP	-				
10/4/14	UT Martin	-	DNP	-				
10/11/14	@Tennessee State	0	0	0	0-0	0-0	0-0	0
10/25/14	Tennessee Tech	1	2	3	1.0-2	1.0-2	0-0	0
11/1/14	Austin Peay	2	1	3	1.0-2	0-0	0-0	0
11/8/14	@Eastern Kentucky	0	1	1	0.5-3	0-0	0-0	0
11/15/14	Eastern Illinois	0	0	0	0-0	0-0	0-0	0
11/22/14	@SE Missouri	0	0	0	0-0	0-0	0-0	0
12/6/14	Sam Houston State	-	DNP	-				



**JONATHAN CURRY** #21  
TE  
6-2 • 250 • R-SR.  
PHENIX CITY, ALA.  
CENTRAL HS/PURDUE

2016: Made his JSU debut in the season-opening win over North Alabama...registered his first catch as a Gamecock with a seven yard grab at LSU...saw action versus Coastal Carolina...did not play at Liberty...saw action the OVC opener versus Tennessee Tech.

**CURRY'S CAREER STATS**

REC	G	REC	YDS	TD	LG	REC/G	AVG/C	AVG/G
2016	4	1	7	0	7	0.5	7.0	3.5
TOTALS	4	1	7	0	7	0.5	7.0	3.5

**CURRY'S CAREER HIGH GAME STATS**

NO.	OPPONENT	DATE
1	at LSU	9/10/16
7	at LSU	9/10/16
-	-	-
7	at LSU	9/10/16

**CURRY'S 2016 GAME-BY-GAME**

DATE	OPPONENT	REC	YDS	LG	AVG	TD
9/1/16	North Alabama	0	0	0	0.0	0
9/10/16	@LSU	1	7	7	7.0	0
9/17	Coastal Carolina	0	0	0	0.0	0
9/24	@Liberty	-	DNP	-	-	-
10/8	Tennessee Tech	0	0	0	0.0	0
10/15	Austin Peay					
10/22	@Eastern Kentucky					
10/29	Eastern Illinois					
11/5	@Southeast Missouri					
11/12	@Murray State					
11/19	UT Martin					



**JOSH CLEMONS** #22  
RB  
5-10 • 220 • R-SR.  
FAYETTEVILLE, GA.  
WHITWATER HS/KENTUCKY

2016: Rushed for 28 yards on six carries against North Alabama in the season-opening win...his first action since Austin Peay on Oct. 24, 2015...carried the ball five times for 10 yards at LSU...earned the start at runningback versus Coastal Carolina...finished with 31 yards on eight carries...turned in 41 yards on five totes at Liberty...with his two first quarter rushing touchdowns in the OVC opener versus Tennessee Tech, it marked the first time he scored multiple rushing touchdowns in a collegiate game...finished with 110 rushing yards, to exceed the 100 rushing yard mark for the first time in his career.

**CLEMONS' CAREER STATS**

RUSHING	G	ATT	YDS	TD	LG	AVG/C	AVG/G
2015	7	70	405	4	49	5.8	57.9
2016	5	48	220	4	28	4.6	44.0
TOTAL	12	118	625	8	49	5.3	52.1

**CLEMONS' CAREER HIGH GAME STATS**

NO.	OPPONENT	DATE
24	vs. Tennessee Tech	10/8/16
110	vs. Tennessee Tech	10/8/16
3	vs. Tennessee Tech	10/8/16
1	vs. Mississippi Valley State	10/3/15
10	vs. Mississippi Valley State	10/3/15
-	-	-


**CLEMONS' 2016 GAME-BY-GAME**

DATE	OPPONENT	RUSH	YDS	AVG	TD	TD RUNS
9/1/16	North Alabama	6	28	4.7	0	-
9/10/16	@LSU	5	10	2.0	0	-
9/17/16	Coastal Carolina	8	31	3.9	1	11
9/24/16	@Liberty	5	41	8.2	0	-
10/8/16	Tennessee Tech	24	110	4.6	3	7, 26, 9
10/15/16	Austin Peay					
10/22/16	@Eastern Kentucky					
10/29/16	Eastern Illinois					
11/5/16	@Southeast Missouri					
11/12/16	@Murray State					
11/19/16	UT Martin					

**CLEMONS' 2015 GAME-BY-GAME**

DATE	OPPONENT	RUSH	YDS	AVG	TD	TD RUNS
9/5/15	@Chattanooga	8	65	8.1	0	-
9/12/15	@Auburn	4	36	9.0	0	-
9/19/15	Tennessee State	11	67	6.1	1	1
9/26/15	@UT Martin	14	59	4.2	1	4
10/3/15	Miss. Valley State	13	98	7.5	1	12
10/17/15	@Tennessee Tech	11	34	3.1	1	3
10/24/15	@Austin Peay	9	44	5.1	0	-
10/31/15	Eastern Kentucky	-	DNP	-	-	-
11/7/15	@Eastern Illinois	-	DNP	-	-	-
11/14/15	Southeast Missouri	-	DNP	-	-	-
11/21/15	Murray State	-	DNP	-	-	-
12/5/15	Chattanooga	-	DNP	-	-	-
12/11/15	Charleston Southern	-	DNP	-	-	-
12/19/15	Sam Houston State	-	DNP	-	-	-
1/6/16	North Dakota State	-	DNP	-	-	-






**TYUS** #20  
**FLAKES** RB  
5-9 • 190 • FR.  
AUBURN, ALA.  
AUBURN HS

**2016:** Made his Gamecock debut late in the third quarter of the season-opening win against North Alabama...finished with 72 yards on 12 carries, including a long run of 18 yards...did not see action at LSU and versus Coastal Carolina...carried the ball three times for seven yards at Liberty...carried the ball seven times for 14 yards in the OVC opener versus Tennessee Tech.

FLAKES' CAREER STATS							
RUSHING	G	ATT	YDS	TD	LG	AVG/C	AVG/G
2016	3	22	93	0	18	4.2	31.0
<b>TOTAL</b>	<b>3</b>	<b>22</b>	<b>93</b>	<b>0</b>	<b>18</b>	<b>4.2</b>	<b>31.0</b>

FLAKES' CAREER HIGH GAME STATS			
	NO.	OPPONENT	DATE
Rush Attempts	12	vs. North Alabama	9/1/16
Rush Yards	72	vs. North Alabama	9/1/16
Rush TD's	-	-	-
Receptions	-	-	-
Rec. Yards	-	-	-
Rec. TD's	-	-	-

FLAKES' 2016 GAME-BY-GAME						
DATE	OPPONENT	RUSH	YDS	AVG	TD	TD RUNS
9/1/16	North Alabama	12	72	6.0	0	-
9/10/16	@LSU	- DNP -	-	-	-	-
9/17/16	Coastal Carolina	- DNP -	-	-	-	-
9/24/16	@Liberty	3	7	2.3	0	-
10/8/16	Tennessee Tech	7	14	2.0	0	-
10/15/16	Austin Peay	-	-	-	-	-
10/22/16	@Eastern Kentucky	-	-	-	-	-
10/29/16	Eastern Illinois	-	-	-	-	-
11/5/16	@Southeast Missouri	-	-	-	-	-
11/12/16	@Murray State	-	-	-	-	-
11/19/16	UT Martin	-	-	-	-	-



**GAVIN** #81  
**GOLSAN** WR  
5-11 • 185 • SR.  
TRUSSVILLE, ALA.  
MOUNTAIN BROOK HS

**2016:** Made his Jax State football debut in the season-opening win over North Alabama as the holder on PATs... made his first career catch in the first quarter, a six-yard toss from Jenkins that gave JSU a first down. It was his first catch since 2011, his senior year at Mountain Brook High School...saw action versus Coastal Carolina and at Liberty...played in the OVC opener versus Tennessee Tech.

GOLSAN'S CAREER STATS							
REC	G	REC	YDS	TD	LG	REC/G	AVG/C
2016	5	1	6	0	6	0.2	6.0
<b>TOTALS</b>	<b>5</b>	<b>1</b>	<b>6</b>	<b>0</b>	<b>6</b>	<b>0.2</b>	<b>6.0</b>

GOLSAN'S CAREER HIGH GAME STATS			
	NO.	OPPONENT	DATE
Receptions	1	at LSU	9/10/16
Receiving Yards	6	at LSU	9/10/16
Receiving TDs	-	-	-
Long Play	6	at LSU	9/10/16

GOLSAN'S 2016 GAME-BY-GAME						
DATE	OPPONENT	REC	YDS	LG	AVG	TD
9/1/16	North Alabama	0	0	0	0.0	0
9/10/16	@LSU	1	6	6	6.0	0
9/17	Coastal Carolina	0	0	0	0.0	0
9/24	@Liberty	0	0	0	0.0	0
10/8	Tennessee Tech	-	-	-	-	-
10/15	Austin Peay	-	-	-	-	-
10/22	@Eastern Kentucky	-	-	-	-	-
10/29	Eastern Illinois	-	-	-	-	-
11/5	@Southeast Missouri	-	-	-	-	-
11/12	@Murray State	-	-	-	-	-
11/19	UT Martin	-	-	-	-	-



**ELIAH** #91  
**GOODMAN** DE  
6-4 • 210 • SO.  
COLLEGE PARK, GA.  
HAPEVILLE CHARTER HS

**2016:** Played in the season-opening win over North Alabama...recorded two stops at LSU... made one tackle versus Coastal Carolina...saw action at Liberty...did not play versus Tennessee Tech in the OVC opener.

GOODMAN'S CAREER STATS									
TACKLES	G	UA	A	TOTAL	TFL	YDS	PD	FF	FR
2015	8	2	6	8	0.0	0	0	0	0
2016	4	1	2	3	0.0	0	0	0	0
<b>TOTAL</b>	<b>12</b>	<b>3</b>	<b>8</b>	<b>11</b>	<b>0.0</b>	<b>0</b>	<b>0</b>	<b>0</b>	<b>0</b>

GOODMAN'S CAREER HIGH GAME STATS		
	NO.	OPPONENT
Tackles	2	4x; last at LSU
Tackles for loss	-	-
Sacks	-	-
FF	-	-
Interceptions	-	-

GOODMAN'S 2016 GAME-BY-GAME									
DATE	OPPONENT	UT	AT	TT	TFL-YDS	SCKS-YDS	INT-YDS	BRK	
9/1/16	North Alabama	0	0	0	0-0	0-0	0-0	0	
9/10/16	@LSU	0	2	2	0-0	0-0	0-0	0	
9/17/16	Coastal Carolina	1	0	1	0-0	0-0	0-0	0	
9/24/16	@Liberty	0	0	0	0-0	0-0	0-0	0	
10/8/16	Tennessee Tech	- DNP -	-	-	-	-	-	-	
10/15/16	Austin Peay	-	-	-	-	-	-	-	
10/22/16	@Eastern Kentucky	-	-	-	-	-	-	-	
10/29/16	Eastern Illinois	-	-	-	-	-	-	-	
11/5/16	@Southeast Missouri	-	-	-	-	-	-	-	
11/12/16	@Murray State	-	-	-	-	-	-	-	
11/19/16	UT Martin	-	-	-	-	-	-	-	

GOODMAN'S 2015 GAME-BY-GAME									
DATE	OPPONENT	UT	AT	TT	TFL-YDS	SCKS-YDS	INT-YDS	BRK	
9/5/15	@Chattanooga	- DNP -	-	-	-	-	-	-	
9/12/15	@Auburn	- DNP -	-	-	-	-	-	-	
9/19/15	Tennessee State	- DNP -	-	-	-	-	-	-	
9/26/15	@UT Martin	- DNP -	-	-	-	-	-	-	
10/3/15	Miss. Valley State	1	1	2	0-0	0-0	0-0	0	
10/17/15	@Tennessee Tech	0	2	2	0-0	0-	0-0	0	
10/24/15	@Austin Peay	- DNP -	-	-	-	-	-	-	
10/31/15	Eastern Kentucky	1	0	1	0-0	0-0	0-0	0	
11/7/15	@Eastern Illinois	- DNP -	-	-	-	-	-	-	
11/14/15	Southeast Missouri	0	2	2	0-0	0-0	0-0	0	
11/21/15	Murray State	0	0	0	0-0	0-0	0-0	0	
12/5/15	Chattanooga	- DNP -	-	-	-	-	-	-	
12/11/15	Charleston Southern	0	1	1	0-0	0-0	0-0	0	
12/19/15	Sam Houston State	0	0	0	0-0	0-0	0-0	0	
1/9/16	North Dakota State	0	0	0	0-0	0-0	0-0	0	



**REGGIE HALL** #6  
**CB**  
**6-0 • 198 • JR.**  
**OPELIKA, ALA.**  
**OPELIKA HS**

**2016:** Started in the season opener against North Alabama...grabbed his first interception of his career at LSU...recorded three tackles, including a stop for a loss versus Coastal Carolina...made one tackle at Liberty...finished with a pair of tackles in the OVC opener versus Tennessee Tech...also had a QB hurry and a pass break up.

HALL'S CAREER STATS									
TACKLES	G	UA	A	TOTAL	TFL	YDS	PD	FF	FR
2014	3	3	0	3	0.0	0	0	0	0
2015	15	7	7	14	1.0	2	0	0	0
2016	5	4	3	7	1.0	2	1	0	0
<b>TOTAL</b>	<b>23</b>	<b>14</b>	<b>10</b>	<b>24</b>	<b>2.0</b>	<b>4</b>	<b>1</b>	<b>0</b>	<b>0</b>

HALL'S CAREER HIGH GAME STATS			
NO.	OPPONENT	DATE	
Tackles	4	vs. Mississippi Valley State	10/3/15
Tackles for loss	1.0	2x; last vs. Coastal Carolina	9/17/16
Sacks	-	-	-
INT	1	at LSU	9/10/16

HALL'S 2016 GAME-BY-GAME								
DATE	OPPONENT	UT	AT	TT	TFL-YDS	SCKS-YDS	INT-YDS	BRK
9/1/16	North Alabama	0	0	0	0-0	0-0	0-0	0
9/10/16	@LSU	0	1	1	0-0	0-0	1-0	0
9/17/16	Coastal Carolina	2	1	3	1.0-2	0-0	0-0	0
9/24/16	@Liberty	0	1	1	0-0	0-0	0-0	0
10/8/16	Tennessee Tech	2	0	2	0-0	0-0	0-0	1
10/15/16	Austin Peay							
10/22/16	@Eastern Kentucky							
10/29/16	Eastern Illinois							
11/5/16	@Southeast Missouri							
11/12/16	@Murray State							
11/19/16	UT Martin							

HALL'S 2015 GAME-BY-GAME								
DATE	OPPONENT	UT	AT	TT	TFL-YDS	SCKS-YDS	INT-YDS	BRK
9/5/15	@Chattanooga	0	0	0	0-0	0-0	0-0	0
9/12/15	@Auburn	0	0	0	0-0	0-0	0-0	0
9/19/15	Tennessee State	0	1	0	0-0	0-0	0-0	0
9/26/15	@UT Martin	0	0	0	0-0	0-0	0-0	0
10/3/15	Miss. Valley State	2	2	4	1.0-2	0-0	0-0	0
10/17/15	@Tennessee Tech	0	2	2	0-0	0-0	0-0	0
10/24/15	@Austin Peay	0	1	1	0-0	0-0	0-0	0
10/31/15	Eastern Kentucky	0	0	0	0-0	0-0	0-0	0
11/7/15	@Eastern Illinois	0	1	1	0-0	0-0	0-0	0
11/14/15	Southeast Missouri	2	0	2	0-0	0-0	0-0	0
11/21/15	Murray State	1	0	0	0-0	0-0	0-0	0
12/5/15	Chattanooga	0	0	0	0-0	0-0	0-0	0
12/11/15	Charleston Southern	0	0	0	0-0	0-0	0-0	0
12/19/15	Sam Houston State	2	0	2	0-0	0-0	0-0	0



**AL HARRIS, JR.** #1  
**CB**  
**5-11 • 154 • JR.**  
**FORT LAUDERDALE, FLA.**  
**SOUTH CAROLINA/ST. THOMAS AQUINAS HS**

**2016:** Started his JSU career with a tackle and a pair of pass break ups in the season-opening win against North Alabama...added a tackle and another pass break up at LSU...made one stop versus Coastal Carolina...turned in a season-high three tackles and a pass break up at Liberty...finished with two tackles in the OVC opener versus Tennessee Tech.

HARRIS' CAREER STATS									
TACKLES	G	UA	A	TOTAL	TFL	YDS	PD	FF	FR
2016	5	6	2	8	0.0	0	4	0	0
<b>TOTAL</b>	<b>5</b>	<b>6</b>	<b>2</b>	<b>8</b>	<b>0.0</b>	<b>0</b>	<b>4</b>	<b>0</b>	<b>0</b>

HARRIS' CAREER HIGH GAME STATS			
NO.	OPPONENT	DATE	
Tackles	3	at Liberty	9/24/16
Tackles for loss	-	-	-
Sacks	-	-	-
PBU	2	vs. North Alabama	9/1/16

HARRIS' 2016 GAME-BY-GAME								
DATE	OPPONENT	UT	AT	TT	TFL-YDS	SCKS-YDS	INT-YDS	BRK
9/1/16	North Alabama	1	0	1	0-0	0-0	0-0	2
9/10/16	@LSU	0	1	1	0-0	0-0	0-0	1
9/17/16	Coastal Carolina	0	1	1	0-0	0-0	0-0	0
9/24/16	@Liberty	3	0	3	0-0	0-0	0-0	1
10/8/16	Tennessee Tech	2	0	2	0-0	0-0	0-0	0
10/15/16	Austin Peay							
10/22/16	@Eastern Kentucky							
10/29/16	Eastern Illinois							
11/5/16	@Southeast Missouri							
11/12/16	@Murray State							
11/19/16	UT Martin							



**JAMARI HESTER** #84  
**WR**  
**6-6 • 210 • R-FR.**  
**MIAMI, FLA.**  
**MIAMI CENTRAL HS**

**2016:** Made his Jax State debut with two catches for 22 yards, including a 14-yard grab in the season-opening win against North Alabama...caught three passes for 29 yards at LSU...had one grab for 10 yards versus Coastal Carolina...saw action at Liberty...had a pair of catches for 52 yards in the OVC opener versus Tennessee Tech.


HESTER'S CAREER STATS								
REC	G	REC	YDS	TD	LG	REC/G	AVG/C	AVG/G
2016	5	8	113	0	35	1.6	14.1	22.6
<b>TOTALS</b>	<b>5</b>	<b>8</b>	<b>113</b>	<b>0</b>	<b>35</b>	<b>1.6</b>	<b>14.1</b>	<b>22.6</b>

HESTER'S CAREER HIGH GAME STATS			
NO.	OPPONENT	DATE	
Receptions	3	at LSU	9/10/16
Receiving Yards	52	vs. Tennessee Tech	10/8/16
Receiving TDs	-	-	-
Long Play	35	vs. Tennessee Tech	10/8/16

HESTER'S 2016 GAME-BY-GAME						
DATE	OPPONENT	REC	YDS	LNG	AVG	TD
9/1/16	North Alabama	2	22	14	11.0	0
9/10/16	@LSU	3	29	13	9.6	0
9/17	Coastal Carolina	1	10	10	10.0	0
9/24	@Liberty	0	0	0	0.0	0
10/8	Tennessee Tech	3	52	35	17.3	0
10/15	Austin Peay					
10/22	@Eastern Kentucky					
10/29	Eastern Illinois					
11/5	@Southeast Missouri					
11/12	@Murray State					
11/19	UT Martin					



HORN'S 2015 GAME-BY-GAME								
DATE	OPPONENT	UT	AT	TT	TFL-YDS	SCKS-YDS	INT-YDS	BRK
9/5/15	@Chattanooga	-	DNP	-				
9/12/15	@Auburn	-	DNP	-				
9/19/15	Tennessee State	0	1	1	0-0	0-0	0-0	0
9/26/15	@UT Martin	2	1	3	0-0	0-0	0-0	0
10/3/15	Miss. Valley State	1	3	4	1.0-2	0-0	0-0	0
10/17/15	@Tennessee Tech	2	0	2	0-0	0-0	0-0	0
10/24/15	@Austin Peay	3	0	3	1.0-2	0-0	0-0	0
10/31/15	Eastern Kentucky	0	1	1	0.5-0	0-0	0-0	0
11/7/15	@Eastern Illinois	1	1	2	0-0	0-0	0-0	0
11/14/15	Southeast Missouri	2	0	2	0-0	0-0	0-0	0
11/21/15	Murray State	1	2	3	0-0	0-0	0-0	0
12/5/15	Chattanooga	1	2	3	0-0	0-0	0-0	0
12/11/15	Charleston Southern	1	1	2	0-0	0-0	0-0	0
12/19/15	Sam Houston State	0	1	1	0-0	0-0	0-0	0
1/9/16	North Dakota State	0	0	0	0-0	0-0	0-0	0



**DARIUS #40**  
**JACKSON LB**  
**6-3 • 237 • R-JR.**  
**BESSEMER, ALA.**  
**MCADORY HS**

- OVC DEFENSIVE PLAYER OF THE WEEK (9/18/16)
- 2016 PRESEASON OVC DEFENSIVE PLAYER OF THE YEAR
- 2015 SECOND TEAM ALL-OVC

**2016:** Recorded a tackle for a loss in the season-opening win against North Alabama... finished with five tackles, including a sack in a pair of stops for a loss at LSU...also forced fumble in the fourth quarter at LSU... collected 3.5 tackles for a loss and totaled two sacks; including the game-ending sack versus Coastal Carolina...a long with his defensive line's accomplishment of holding the Chanticleers to just 48 rushing yards, he now ranks third all-time at JSU with 30 tackles for a loss and fourth with 13.5 career sacks...named OVC Defensive Player of the Week after his efforts in the CCU contest...registered five solo tackles, including a pair of sacks at Liberty... on the second defensive play of the game versus Tennessee Tech, he became the Gamecocks' all-time leader in sacks with 16.5. The previous mark was 16.0 held by Chris Landrum, Sr., and Warren Blair...finished with three tackles against Tech.

JACKSON'S CAREER STATS									
TACKLES	G	UA	A	TOTAL	TFL	YDS	PD	FF	FR
2014	12	19	9	24	5.5	33	1	0	1
2015	14	29	27	56	19.0	57	0	1	0
2016	5	11	7	18	8.5	44	1	1	0
<b>TOTAL</b>	<b>31</b>	<b>55</b>	<b>43</b>	<b>98</b>	<b>33.0</b>	<b>134</b>	<b>2</b>	<b>2</b>	<b>1</b>

JACKSON'S CAREER HIGH GAME STATS			
NO.	OPPONENT	DATE	
Tackles	8	2x; last vs. Charleston Southern	12/11/15
Tackles For Loss	3.0	at Chattanooga	9/5/15
Sacks	2.0	2x; last at Liberty	9/24/16
INT	1	vs. Eastern Illinois	11/15/14
PBU	1	vs. Eastern Illinois	11/15/14
FF	1	2x; last at LSU	9/10/16

JACKSON'S 2016 GAME-BY-GAME								
DATE	OPPONENT	UT	AT	TT	TFL-YDS	SCKS-YDS	INT-YDS	BRK
9/1/16	North Alabama	1	0	1	1.0-3	0-0	0-0	0
9/10/16	@LSU	2	3	5	2.0-8	1.0-6	0-0	0
9/17/16	Coastal Carolina	2	2	4	2.5-11	2.0-10	0-0	0
9/24/16	@Liberty	5	0	5	2.0-19	2.0-19	0-0	0
10/8/16	Tennessee Tech	1	2	3	1.0-3	1.0-3	0-0	0
10/15/16	Austin Peay							
10/22/16	@Eastern Kentucky							
10/29/16	Eastern Illinois							
11/5/16	@Southeast Missouri							
11/12/16	@Murray State							
11/19/16	UT Martin							

JACKSON'S 2015 GAME-BY-GAME								
DATE	OPPONENT	UT	AT	TT	TFL-YDS	SCKS-YDS	INT-YDS	BRK
9/5/15	@Chattanooga	4	0	4	3.0-12	1.0-10	0-0	0
9/12/15	@Auburn	5	3	8	1.5-4	0-0	0-0	0
9/19/15	Tennessee State	1	1	2	0.5-1	1.5-1	0-0	0
9/26/15	@UT Martin	1	0	1	1.0-2	0-0	0-0	0
10/3/15	Miss. Valley State	-	DNP	-				
10/17/15	@Tennessee Tech	1	2	3	1.0-2	0-0	0-0	0
10/24/15	@Austin Peay	2	1	3	1.0-6	1.0-6	0-0	0
10/31/15	Eastern Kentucky	1	4	5	2.0-3	0.5-1	0-0	0
11/7/15	@Eastern Illinois	2	0	2	2.0-7	0-0	0-0	0
11/14/15	Southeast Missouri	1	2	3	0.5-2	0.5-2	0-0	0
11/21/15	Murray State	1	1	2	1.5-7	1.5-7	0-0	0
12/5/15	Chattanooga	2	2	4	2.5-6	0-0	0-0	0
12/11/15	Charleston Southern	3	5	8	0-0	0-0	0-0	0
12/19/15	Sam Houston State	3	1	4	2.0-4	1.0-3	0-0	0
1/9/16	North Dakota State	2	5	7	0.5-1	0-0	0-0	0

JACKSON'S 2014 GAME-BY-GAME								
DATE	OPPONENT	UT	AT	TT	TFL-YDS	SCKS-YDS	INT-YDS	BRK
8/29/14	@Michigan State	1	0	1	0-0	0-0	0-0	0
9/6/14	@Chattanooga	0	0	0	0-0	0-0	0-0	0
9/20/14	West Alabama	4	0	4	1.0-7	0-0	0-0	0
9/27/14	@Murray State	2	1	3	1.0-3	0-0	0-0	0
10/4/14	UT Martin	3	0	3	0-0	0-0	0-0	0
10/11/14	@Tennessee State	0	0	0	0-0	0-0	0-0	0
10/25/14	Tennessee Tech	1	3	4	1.5-12	1.5-12	0-0	0
11/1/14	Austin Peay	2	2	4	1.5-7	1.5-7	0-0	0
11/8/14	@Eastern Kentucky	0	1	1	0-0	0-0	0-0	0
11/15/14	Eastern Illinois	1	0	1	0-0	0-0	1-27	1
11/22/14	@SE Missouri	2	1	3	0-0	0-0	0-0	0
12/6/14	Sam Houston State	1	1	2	0.5-4	0.5-4	0-0	0



**ELI #7**  
**JENKINS QB**  
**6-2 • 210 • R-SR.**  
**BIRMINGHAM, ALA.**  
**PARKER HS**

- OVC OFFENSIVE PLAYER OF THE WEEK (9/24/16)
- OVC OFFENSIVE PLAYER OF THE WEEK (9/17/16)
- OVC OFFENSIVE PLAYER OF THE WEEK (9/4/16)
- 2016 PRESEASON ALL-AMERICAN
- 2015-16 OVC MALE ATHLETE OF THE YEAR
- 2015 OVC PLAYER OF THE YEAR
- 2015 FCS QUARTERBACK OF THE YEAR
- 2015 ALL-AMERICAN
- 2015 FIRST TEAM ALL-OVC
- 2016 PRESEASON OVC OFFENSIVE PLAYER OF THE YEAR
- 2015 PRESEASON ALL-OVC
- 2014 ALL-OVC FIRST TEAM
- 2014 OVC PRESEASON OVC
- 2013 FRESHMAN ALL-AMERICAN
- NATIONAL PLAYER OF THE WEEK (TWICE)

**2016:** Led the JSU offense in the season-opening win over North Alabama after netting 101 yards rushing on 13 carries and passing for 230 yards on 20-of-34 attempts...marked the third time in his career that he has thrown for 200 or more yards and ran for 100 or more in a game...ignited the home crowd with a 47 yard touchdown run in the second quarter... tossed for 248 yards on 17-of-35 passing at LSU and rushed for 82 yards on the ground in Tiger Stadium...has now accounted for at least one touchdown in eight-straight games...he now has 68 TD's responsible for in his career, extending the record he broke...his 76-yard TD pass to Krenwick Sanders in the second quarter vs. LSU was the longest JSU pass play since an 88-yard strike from Jenkins to Markis Merrill on Sept. 20, 2014 vs. West Alabama... ran 20 times for 111 yards and a score while throwing for 248 yards and two scores on 18-for-34 passing against CCU...his third-straight game with over 200 yards...collected his second OVC Offensive Player of the Week honor for his performance against the Chanticleers... with his 121 yards on 18 carries at Liberty, he moves past Rondy Rogers (3,143 from 1999-02) into 4th on the school's career rushing list. Jenkins now has 3,227... has 10 career 100-yard rushing games, passing Rondy Rogers for the fourth-most 100-yard games in school history...named the OVC Offensive Player of the Week for the second consecutive week after the Liberty outing...also garnered national attention for the second straight week honorable mention for Offensive National Player of the Week from STATS... passed Michael Proctor (1986-89; Murray State) for third on the Ohio Valley Conference career total offense list after rushing for 76 yards and passing for 157 versus Tennessee Tech.

**JENKINS' CAREER STATS**

RUSHING	G	ATT	YDS	TD	LG	AVG/C	AVG/G
2013	14	137	953	8	72	7.0	68.1
2014	12	132	698	6	48	5.3	58.1
2015	15	192	1161	15	83	6.0	77.4
2016	5	79	491	5	76	6.2	98.2
<b>TOTAL</b>	<b>46</b>	<b>540</b>	<b>3303</b>	<b>34</b>	<b>83</b>	<b>6.1</b>	<b>71.7</b>

PASSING	G	ATT	CMP	INT	YDS	TD	LG	PCT	AVG/P	AVG/G	EFF.
2013	14	124	74	2	887	3	76	59.7	12.0	63.4	124.5
2014	12	222	127	9	1870	12	88	57.2	14.7	155.8	137.9
2015	15	374	227	8	2788	21	46	60.7	12.3	185.9	137.5
2016	5	141	79	2	1107	5	76	56.0	14.0	221.4	130.8
<b>TOTAL</b>	<b>46</b>	<b>861</b>	<b>507</b>	<b>21</b>	<b>6652</b>	<b>41</b>	<b>88</b>	<b>58.9</b>	<b>13.1</b>	<b>144.6</b>	<b>134.6</b>

**JENKINS' CAREER HIGH GAME STATS**

	NO.	OPPONENT	DATE
Completions	26	at Auburn	9/12/15
Pass Attempts	43	at Auburn	9/12/15
Pass Yards	324	vs. Eastern Kentucky	10/31/15
Pass TD's	3	2x; last at UT Martin	9/26/15
Interceptions	2	2x; last vs. North Dakota State	1/9/16
Rush Attempts	24	2x; last vs. Chattanooga	12/5/15
Rush Yards	195	2x; last vs. Charleston Southern	12/11/15
Rush TD's	3	4x; last vs. Chattanooga	12/5/15
Long Pass Play	88	vs. West Alabama	9/20/14

**JENKINS' 2016 GAME BY GAME STATISTICS**

DATE	OPPONENT	PASSING			RUSHING			
		COMP-ATT-INT	YDS	TD	LG	NO.-YDS	TD	LG
9/1/16	North Alabama	20-34-0	230	0	38	13-101	1	47
9/10/16	@LSU	17-35-1	248	1	76	18-82	0	35
9/17/16	Coastal Carolina	18-34-0	248	2	44	20-111	1	22
9/24/16	@ Liberty	14-22-1	224	2	69	18-121	2	76
10/8/16	Tennessee Tech	10-16-0	157	0	42	10-76	1	22
10/15/16	Austin Peay							
10/22/16	@Eastern Kentucky							
10/29/16	Eastern Illinois							
11/5/16	@Southeast Missouri							
11/12/16	@Murray State							
11/19/16	UT Martin							

**JENKINS' 2015 GAME BY GAME STATISTICS**

DATE	OPPONENT	PASSING			RUSHING			
		COMP-ATT-INT	YDS	TD	LG	NO.-YDS	TD	LG
9/5/15	@Chattanooga	16-24-0	113	1	18	10-33	0	21
9/12/15	@Auburn	26-43-1	277	1	29	18-27	0	29
9/19/15	Tennessee State	14-23-1	162	2	36	9-95	0	30
9/26/15	@UT Martin	16-25-0	254	3	46	6-19	0	15
10/3/15	Miss. Valley State	7-10-1	127	1	33	7-48	2	22
10/17/15	@Tennessee Tech	18-27-0	184	2	30	10-86	1	40
10/24/15	@Austin Peay	18-26-0	189	0	20	6-25	0	13
10/31/15	Eastern Kentucky	23-32-0	324	2	42	10-18	0	10
11/7/15	@Eastern Illinois	12-24-0	149	1	43	24-93	0	19
11/14/15	Southeast Missouri	14-24-1	194	3	30	8-56	0	32
11/21/15	Murray State	15-30-1	212	2	43	11-130	3	65
12/5/15	Chattanooga	13-26-1	208	0	41	24-195	3	33
12/11/15	Charleston Southern	11-17-0	91	1	35	21-195	2	83
12/19/15	Sam Houston State	17-23-0	247	2	32	13-43	1	10
1/9/16	North Dakota State	7-20-2	57	0	22	15-88	1	46

**JENKINS' 2014 GAME BY GAME STATISTICS**

DATE	OPPONENT	PASSING			RUSHING			
		COMP-ATT-INT	YDS	TD	LG	NO.-YDS	TD	LG
8/29/14	@Michigan State	5-13-2	82	0	32	12-7	0	12
9/6/14	@Chattanooga	15-21-1	122	0	32	8-82	1	48
9/20/14	West Alabama	4-8-1	124	1	88	6-9	0	9
9/27/14	@Murray State	15-20-1	180	1	30	14-149	3	28
10/4/14	UT Martin	9-16-0	114	2	26	11-17	0	9
10/11/14	@Tennessee State	6-12-1	95	1	48	10-52	0	17
10/25/14	Tennessee Tech	11-17-0	136	1	28	9-68	0	24
11/1/14	Austin Peay	10-11-0	146	1	30	8-75	1	16
11/8/14	@Eastern Kentucky	11-29-0	132	0	25	18-79	0	14
11/15/14	Eastern Illinois	18-35-0	288	1	39	11-16	0	12
11/22/14	@Southeast Missouri	11-16-1	200	3	58	7-67	0	26
12/6/14	Sam Houston State	12-24-2	253	1	73	18-84	1	30

**JENKINS' 2013 GAME BY GAME STATISTICS**

DATE	OPPONENT	PASSING			RUSHING			
		COMP-ATT-INT	YDS	TD	LG	NO.-YDS	TD	LG
8/31/13	@Alabama State	4-7-0	24	0	12	7-15	0	9
9/7/13	Jacksonville	2-6-1	12	0	9	15-128	1	19
9/14/13	North Alabama	13-18-0	58	0	14	19-78	0	19
9/21/13	@Georgia State	5-5-0	76	0	33	5-13	1	6
9/28/13	Murray State	1-2-0	18	0	18	4-28	0	20
10/6/13	@UT Martin	0-0-0	0	0	0	0-0	0	0
10/12/13	Tennessee State	3-7-0	99	0	76	0-0	0	0
10/26/13	@Tennessee Tech	7-11-0	77	0	30	7-37	0	11
11/2/13	@Austin Peay	- DNP -						
11/9/13	Eastern Kentucky	2-3-0	14	0	14	7-120	3	71
11/16/13	@Eastern Illinois	0-4-0	0	0	0	14-97	0	30
11/23/13	Southeast Missouri	7-13-1	147	0	40	13-124	1	45
11/30/13	Samford	11-19-0	115	1	47	12-115	1	72
12/7/13	@McNeese State	7-15-0	120	1	46	11-97	0	30
12/14/13	@E. Washington	12-14-0	127	1	19	14-118	0	45



**ANTHONY JOHNSON** **#9**  
**WR**  
**6-4 • 205 • SR.**  
**MAPLESVILLE, ALA.**  
**MAPLESVILLE HS**

**2016:** Led the Gamecock receivers with four catches and accounting for 29 yards in the season-opening win against North Alabama...hauled in a 15-yard grab from Jenkins...caught three passes for 29 yards at LSU...had a pair of catches for 27 yards versus Coastal Carolina...caught one pass for five yards at Liberty...did not see action versus Tennessee Tech in the OVC opener.

**JOHNSON'S CAREER STATS**

REC	G	REC	YDS	TD	LG	REC/G	AVG/C	AVG/G
2013	15	35	416	4	50	2.3	11.9	27.7
2014	11	24	296	3	34	2.0	12.3	26.9
2015	15	18	175	0	32	1.2	9.7	11.7
2016	4	10	90	0	19	2.5	9.0	22.5
<b>TOTALS</b>	<b>46</b>	<b>87</b>	<b>977</b>	<b>7</b>	<b>50</b>	<b>1.9</b>	<b>11.2</b>	<b>21.7</b>

**JOHNSON'S CAREER HIGH GAME STATS**

	NO.	OPPONENT	DATE
Receptions	6	vs. North Alabama	9/14/13
Receiving Yards	89	at Tennessee Tech	10/26/13
Receiving TDs	2	vs. Tennessee Tech	10/25/14
Long Play	50	at Georgia State	9/21/13

**JOHNSON'S 2016 GAME-BY-GAME**

DATE	OPPONENT	REC	YDS	LNG	AVG	TD
9/1/16	North Alabama	4	29	15	7.3	0
9/10/16	@LSU	3	29	19	9.6	0
9/17	Coastal Carolina	2	27	15	13.5	0
9/24	@Liberty	1	5	5	5.0	0
10/8	Tennessee Tech	-	-	-	-	-
10/15	Austin Peay	-	-	-	-	-
10/22	@Eastern Kentucky	-	-	-	-	-
10/29	Eastern Illinois	-	-	-	-	-
11/5	@Southeast Missouri	-	-	-	-	-
11/12	@Murray State	-	-	-	-	-
11/19	UT Martin	-	-	-	-	-

**JOHNSON'S 2015 GAME-BY-GAME**

DATE	OPPONENT	REC	YDS	LNG	AVG	TD
9/5/15	@Chattanooga	0	0	0	0.0	0
9/12/15	@Auburn	0	0	0	0.0	0
9/19/15	Tennessee State	2	16	9	8.0	0
9/26/15	@UT Martin	0	0	0	0.0	0
10/3/15	Miss. Valley State	0	0	0	0.0	0
10/17/15	@Tennessee Tech	4	56	18	14.0	0
10/24/15	@Austin Peay	6	54	13	9.0	0
10/31/15	Eastern Kentucky	3	12	8	4.0	0
11/7/15	@Eastern Illinois	1	2	2	2.0	0
11/14/15	Southeast Missouri	0	0	0	0.0	0
11/21/15	Murray State	1	3	3	3.0	0
12/5/15	Chattanooga	0	0	0	0.0	0
12/11/15	Charleston Southern	0	0	0	0.0	0
12/19/15	Sam Houston State	1	32	32	32.0	0
1/9/16	North Dakota State	0	0	0	0.0	0

**JOHNSON'S 2014 GAME-BY-GAME**

DATE	OPPONENT	REC	YDS	LNG	AVG	TD
8/29/14	@Michigan State	1	23	23	23.0	0
9/6/13	@Chattanooga	3	7	4	2.3	0
9/20/14	West Alabama	1	4	4	4.0	0
9/27/14	@Murray State	4	25	15	6.3	0
10/4/14	UT Martin	2	45	34	22.5	1
10/11/14	@Tennessee State	1	8	8	8.0	0
10/25/14	Tennessee Tech	4	64	28	16.0	2
11/1/14	Austin Peay	2	20	13	10.0	0
11/8/14	@Eastern Kentucky	0	0	0	0	0
11/15/14	Eastern Illinois	0	0	0	0	0
11/22/14	@Southeast Missouri	1	15	15	15.0	0
12/6/14	Sam Houston State	4	74	29	18.5	0

**JOHNSON'S 2013 GAME-BY-GAME**

DATE	OPPONENT	REC	YDS	LNG	AVG	TD
8/31/13	@Alabama State	2	36	23	18.0	1
9/7/13	Jacksonville	1	9	9	9.0	0
9/14/13	North Alabama	6	20	8	3.3	0
9/21/13	@Georgia State	2	59	50	29.5	0
9/28/13	Murray State	0	0	0	0.0	0
10/5/13	@UT Martin	0	0	0	0.0	0
10/12/13	Tennessee State	2	19	11	8.0	0
10/26/13	@Tennessee Tech	5	89	36	17.8	1
11/2/13	@Austin Peay	2	11	7	5.5	0
11/9/13	Eastern Kentucky	4	30	9	7.5	0
11/16/13	@Eastern Illinois	1	22	22	22.0	1
11/23/13	Southeast Missouri	3	44	17	14.6	0
11/30/13	Samford	2	17	10	8.5	0
12/7/13	@McNeese State	1	11	11	11.0	0
12/14/13	@E. Washington	4	49	16	12.3	1



**DEAN KELLY** #19 P  
**6-2 • 180 • JR.**  
**MELBOURNE, AUSTRALIA**  
**STILLMAN COLLEGE**

**2016:** Made his JSU debut with five punts for 167 yards with an average of 33.4 yards per punt in the season-opening win against North Alabama...pinned UNA twice inside the 20...punted five times for 196 yards at LSU, including a 46 yard boom and a punt inside the 20...had eight punts for 252 yards versus Coastal Carolina...punted six times at Liberty, including a 52 yard punt against the Flames...had four of the six punts inside the LU 20...punted twice in the OVC opener versus Tennessee Tech, including a season-best 56 yard punt.

**KELLY'S CAREER STATS**

PUNTING	G	NO.	YARDS	LG	AVG
2016	5	26	927	56	35.7
<b>TOTAL</b>	<b>5</b>	<b>26</b>	<b>927</b>	<b>56</b>	<b>35.7</b>

**KELLY'S CAREER HIGH GAME STATS**

	NO.	OPPONENT	DATE
Punts	8	vs. Coastal Carolina	9/17/16
Punting Avg.	45.5	vs. Tennessee Tech	10/8/16
Long Punt	56	vs. Tennessee Tech	10/8/16

**KELLY'S 2016 GAME-BY-GAME (PUNTING)**

DATE	OPPONENT	NO.	YDS	AVG.	LNG	I-20	TB
9/1/16	North Alabama	5	167	33.4	49	2	0
9/10/16	@LSU	5	196	39.2	46	1	0
9/17/16	Coastal Carolina	8	252	31.5	47	1	1
9/24/16	@Liberty	6	221	36.8	52	4	0
10/8/16	Tennessee Tech	2	91	45.5	56	1	0
10/15/16	Austin Peay						
10/22/16	@Eastern Kentucky						
10/29/16	Eastern Illinois						
11/5/16	@Southeast Missouri						
11/12/16	@Murray State						
11/19/16	UT Martin						



**JAJUAN LEE** #34 LB  
**6-2 • 220 • R-SR.**  
**MONTGOMERY, ALA.**  
**JEFF DAVIS HS**

**2016:** Finished with two tackles in the season-opening win against North Alabama...saw action at LSU and versus Coastal Carolina...led the JSU defense at Liberty with a career-high seven total tackles...one of the team-best seven tackles was his first career sack...posted five tackles and a QB hurry in the OVC opener versus Tennessee Tech.

**LEE'S CAREER STATS**

YEAR	G	UA	A	TOTAL	TFL	YDS	PD	FF	FR
2012	11	5	0	5	0.0	0	0	0	0
2013	15	9	7	16	1.0	1	0	0	1
2014	12	17	11	28	2.0	4	2	0	0
2015	2	1	1	2	1.0	1	0	0	0
2016	5	7	7	14	1.0	8	0	0	0
<b>TOTAL</b>	<b>45</b>	<b>39</b>	<b>26</b>	<b>66</b>	<b>5.0</b>	<b>14</b>	<b>2</b>	<b>0</b>	<b>0</b>

**LEE'S CAREER HIGH GAME STATS**

	NO.	OPPONENT	DATE
Tackles	7	at Liberty	9/24/16
Tackles for loss	1.0	4x; last at Liberty	9/24/16
Sacks	1.0	at Liberty	9/24/16
FF	--	--	--
FR	--	--	--
PBU	1	2x; last at Tennessee State	10/11/14
INT	--	--	--

**LEE'S 2016 GAME-BY-GAME**

DATE	OPPONENT	UT	AT	TT	TFL-YDS	SCKS-YDS	INT-YDS	BRK
9/1/16	North Alabama	0	2	2	0-0	0-0	0-0	0
9/10/16	@LSU	0	0	0	0-0	0-0	0-0	0
9/17/16	Coastal Carolina	0	0	0	0-0	0-0	0-0	0
9/24/16	@Liberty	3	4	7	1.0-8	1.0-8	0-0	0
10/8/16	Tennessee Tech	4	1	5	0-0	0-0	0-0	0
10/15/16	Austin Peay							
10/22/16	@Eastern Kentucky							
10/29/16	Eastern Illinois							
11/5/16	@Southeast Missouri							
11/12/16	@Murray State							
11/19/16	UT Martin							


**LEE'S 2015 GAME-BY-GAME**

DATE	OPPONENT	UT	AT	TT	TFL-YDS	SCKS-YDS	INT-YDS	BRK
9/5/15	@Chattanooga	0	0	0	0-0	0-0	0-0	0
9/12/15	@Auburn	1	1	2	1.0-1	0-0	0-0	0
9/19/15	Tennessee State	-	DNP	-	-	-	-	-
9/26/15	@UT Martin	-	DNP	-	-	-	-	-
10/3/15	Miss. Valley State	-	DNP	-	-	-	-	-
10/17/15	@Tennessee Tech	-	DNP	-	-	-	-	-
10/24/15	@Austin Peay	-	DNP	-	-	-	-	-
10/31/15	Eastern Kentucky	-	DNP	-	-	-	-	-
11/7/15	@Eastern Illinois	-	DNP	-	-	-	-	-
11/14/15	Southeast Missouri	-	DNP	-	-	-	-	-
11/21/15	Murray State	-	DNP	-	-	-	-	-
12/5/15	Chattanooga	-	DNP	-	-	-	-	-
12/11/15	Charleston Southern	-	DNP	-	-	-	-	-

**LEE'S 2014 GAME-BY-GAME**

DATE	OPPONENT	UT	AT	TT	TFL-YDS	SCKS-YDS	INT-YDS	BRK
8/29/14	@Michigan State	2	2	4	0-0	0-0	0-0	0
9/6/14	@Chattanooga	4	0	4	1.0-2	0-0	0-0	0
9/20/14	West Alabama	2	0	2	0-0	0-0	0-0	1
9/27/14	@Murray State	0	3	3	0-0	0-0	0-0	0
10/4/14	UT Martin	0	3	3	0-0	0-0	0-0	0
10/11/14	@Tennessee State	0	0	0	0-0	0-0	0-0	0
10/25/14	Tennessee Tech	0	2	2	0.5-1	0-0	0-0	0
11/1/14	Austin Peay	1	0	1	0-0	0-0	0-0	0
11/8/14	@Eastern Kentucky	1	0	1	0-0	0-0	0-0	0
11/15/14	Eastern Illinois	1	1	2	0-0	0-0	0-0	0
11/22/14	@SE Missouri	1	1	2	0-0	0-0	0-0	0
12/6/14	Sam Houston State	1	1	2	0.5-1	0-0	0-0	0

LEE'S 2013 GAME-BY-GAME								
DATE	OPPONENT	UT	AT	TT	TFL-YDS	SCKS-YDS	INT-YDS	BRK
9/31/13	@Alabama State	2	1	3	1.0-1	0-0	0-0	0
9/7/13	Jacksonville	2	0	2	0.0-0	0-0	0-0	0
9/14/13	North Alabama	1	1	2	0.0-0	0-0	0-0	0
9/21/13	@Georgia State	0	2	2	0.0-0	0-0	0-0	0
9/28/13	Murray State	0	1	1	0.0-0	0-0	0-0	0
10/5/13	@UT Martin	0	0	0	0.0-0	0-0	0-0	0
10/12/13	Tennessee State	0	0	0	0.0-0	0-0	0-0	0
10/26/13	@Tennessee Tech	0	0	0	0.0-0	0-0	0-0	0
11/2/13	@Austin Peay	0	0	0	0.0-0	0-0	0-0	0
11/9/13	Eastern Kentucky	2	2	4	0.0-0	0-0	0-0	0
11/16/13	@Eastern Illinois	0	0	0	0.0-0	0-0	0-0	0
11/23/13	Southeast Missouri	0	0	0	0.0-0	0-0	0-0	0
11/30/13	Samford	0	1	1	0.0-0	0-0	0-0	0
12/7/13	@McNeese State	1	0	1	0.0-0	0-0	0-0	0
12/7/13	@E. Washington	0	0	0	0.0-0	0-0	0-0	0



**E.J. MOSS** #25  
**DE**  
**6-4 • 255 • R-SO.**  
**ASHEVILLE, ALA.**  
**ASHEVILLE HS**

**2016:** Credited with one tackle in the season-opening win against North Alabama...saw action at LSU...matched his career high in tackles with four versus Coastal Carolina...recorded 2.5 stops for a loss and a sack in the CCU contest...saw action at Liberty...credited with a QB hurry in the OVC opener versus Tennessee Tech.

MOSS' CAREER STATS									
YEAR	G	UA	A	TOTAL	TFL	YDS	PD	FF	FR
2015	13	6	14	20	5.0	25	0	0	0
2016	5	2	3	5	2.5	9	0	0	0
<b>TOTAL</b>	<b>18</b>	<b>8</b>	<b>17</b>	<b>25</b>	<b>7.5</b>	<b>34</b>	<b>0</b>	<b>0</b>	<b>0</b>

MOSS' CAREER HIGH GAME STATS			
NO.	OPPONENT	DATE	
Tackles	4	2x; last vs. Coastal Carolina	9/17/16
Tackles for loss	2.5	vs. Coastal Carolina	9/17/16
Sacks	2.0	vs. Murray State	11/21/15
FF	-	-	-
PBU	-	-	-
INT	-	-	-

MOSS' 2016 GAME-BY-GAME								
DATE	OPPONENT	UT	AT	TT	TFL-YDS	SCKS-YDS	INT-YDS	BRK
9/1/16	North Alabama	0	1	1	0-0	0-0	0-0	0
9/10/16	@LSU	0	0	0	0-0	0-0	0-0	0
9/17/16	Coastal Carolina	2	2	4	2.5-11	0.5-3	0-0	0
9/24/16	@Liberty	0	0	0	0-0	0-0	0-0	0
10/8/16	Tennessee Tech	0	0	0	0-0	0-0	0-0	0
10/15/16	Austin Peay							
10/22/16	@Eastern Kentucky							
10/29/16	Eastern Illinois							
11/5/16	@Southeast Missouri							
11/12/16	@Murray State							
11/19/16	UT Martin							

MOSS' 2015 GAME-BY-GAME								
DATE	OPPONENT	UT	AT	TT	TFL-YDS	SCKS-YDS	INT-YDS	BRK
9/5/15	@Chattanooga	1	1	2	0-0	0-0	0-0	0
9/12/15	@Auburn	0	1	1	0-0	0-0	0-0	0
9/19/15	Tennessee State	0	1	1	0-0	0-0	0-0	0
9/26/15	@UT Martin	0	4	4	0-0	0-0	0-0	0
10/3/15	Missi. Valley State	0	2	2	0-0	0-0	0-0	0
10/17/15	@Tennessee Tech	-	-	-	-	-	-	-
10/24/15	@Austin Peay	0	1	1	0.5-0	0-0	0-0	0
10/31/15	Eastern Kentucky	0	0	0	0-0	0-0	0-0	0
11/7/15	@Eastern Illinois	0	2	2	0-0	0-0	0-0	0
11/14/15	Southeast Missouri	2	0	2	1.0-5	0-0	0-0	0
11/21/15	Murray State	2	1	3	2.0-16	2.0-16	0-0	0
12/5/15	Chattanooga	0	1	1	0-0	0-0	0-0	0
12/11/15	Charleston Southern	1	0	1	0-0	0-0	0-0	0
12/19/15	Sam Houston State	0	2	2	0.5-1	0-0	0-0	0
1/9/16	North Dakota State	0	0	0	0-0	0-0	0-0	0



**JOEL McCANDLESS** #3  
**LB**  
**6-0 • 229 • JR.**  
**BIRMINGHAM, ALA.**  
**WENONAH HS/HINDS (MS) CC**

- 2016 PRESEASON ALL-OVC
- 2015 OVC ALL-NEWCOMER TEAM

**2016:** Led the JSU defense with seven tackles in the season-opening win against North Alabama...collected a pair of tackles for a loss, including a sack in the UNA contest...finished with six tackles, including a stop for a loss at LSU...also credited with a pass break up...led Jax State in tackles with eight versus Coastal Carolina...turned in a pair of stops at Liberty...also had a stop for a loss at LU...posted six tackles in the OVC opener versus Tennessee Tech.

McCANDLESS' CAREER STATS									
YEAR	G	UA	A	TOTAL	TFL	YDS	PD	FF	FR
2015	14	36	43	79	10.5	37	2	0	0
2016	5	11	18	29	4.0	9	1	0	0
<b>TOTAL</b>	<b>19</b>	<b>47</b>	<b>61</b>	<b>108</b>	<b>14.5</b>	<b>46</b>	<b>3</b>	<b>0</b>	<b>0</b>

McCANDLESS' CAREER HIGH GAME STATS			
NO.	OPPONENT	DATE	
Tackles	10	vs. Eastern Kentucky	10/31/15
Tackles for loss	2.5	vs. Tennessee State	9/19/15
Sacks	1.0	3x; last vs. North Alabama	9/1/16
FF	-	-	-
PBU	1	3x; last at LSU	9/10/16
INT	1	at Auburn	9/12/15

McCANDLESS' 2016 GAME-BY-GAME								
DATE	OPPONENT	UT	AT	TT	TFL-YDS	SCKS-YDS	INT-YDS	BRK
9/1/16	North Alabama	4	3	7	2.0-6	1.0-4	0-0	0
9/10/16	@LSU	1	5	6	1.5-3	0.0	0-0	1
9/17/16	Coastal Carolina	4	4	8	0-0	0-0	0-0	0
9/24/16	@Liberty	0	2	2	0.5-0	0-0	0-0	0
10/8/16	Tennessee Tech	2	4	6	0.0	0-0	0-0	0
10/15/16	Austin Peay							
10/22/16	@Eastern Kentucky							
10/29/16	Eastern Illinois							
11/5/16	@Southeast Missouri							
11/12/16	@Murray State							
11/19/16	UT Martin							

McCANDLESS' 2015 GAME-BY-GAME								
DATE	OPPONENT	UT	AT	TT	TFL-YDS	SCKS-YDS	INT-YDS	BRK
9/5/15	@Chattanooga	6	0	6	2.0-10	1.0-9	0-0	0
9/12/15	@Auburn	2	5	7	0-0	0-0	1-26	0
9/19/15	Tennessee State	2	7	9	2.5-6	1.0-3	0-0	0
9/26/15	@UT Martin	0	1	1	0-0	0-0	0-0	0
10/3/15	Missi. Valley State	-	-	-	-	-	-	-
10/17/15	@Tennessee Tech	2	2	4	0.5-7	0.5-7	0-0	0
10/24/15	@Austin Peay	5	0	5	0-0	0-0	0-0	0
10/31/15	Eastern Kentucky	5	5	10	1.5-3	0.0	0-0	0
11/7/15	@Eastern Illinois	0	2	2	0-0	0-0	0-0	0
11/14/15	Southeast Missouri	3	2	5	1.5-5	0-0	0-0	1
11/21/15	Murray State	2	5	7	1.5-5	0-0	0-0	1
12/5/15	Chattanooga	3	5	8	0-0	0-0	0-0	0
12/11/15	Charleston Southern	2	2	4	1.0-1	0-0	0-0	0
12/19/15	Sam Houston State	2	3	5	0-0	0-0	0-0	0
1/9/16	North Dakota State	2	4	6	0-0	0-0	0-0	0



**SIRAN** #5  
**NEAL** SAF  
**6-1 • 205 • R-JR.**  
**EUFAULA, ALA.**  
**EUFAULA HS**

**2016:** Recorded five tackles, including a stop for a loss in the season-opening win against North Alabama...posted five tackles and 1.5 stops for a loss at LSU...helped lead the JSU defense versus Coastal Carolina with eight tackles, including a sack and forced a Chanticleer fumble...finished with five tackles at Liberty...collected 1.5 stops for a loss in the LU contest along with a pass break up...led the JSU defense in the OVC opener versus Tennessee Tech with seven tackles...also had a career high two stops for a loss against Tech.

**NEAL'S CAREER STATS**

YEAR	G	UA	A	TOTAL	TFL	YDS	PD	FF	FR
2014	12	23	9	32	0.0	0	1	0	0
2015	15	24	16	40	0.5	1	2	1	0
2016	5	13	17	30	6.0	21	1	1	0
<b>TOTAL</b>	<b>32</b>	<b>60</b>	<b>42</b>	<b>102</b>	<b>6.5</b>	<b>22</b>	<b>4</b>	<b>2</b>	<b>0</b>

**NEAL'S CAREER HIGH GAME STATS**

	NO.	OPPONENT	DATE
Tackles	10	vs. Sam Houston State	12/6/14
Tackles for loss	2.0	vs. Tennessee Tech	10/8/16
Sacks	0.5	vs. Coastal Carolina	9/17/16
FF	1	2x; last vs. Coastal Carolina	9/17/16
PBU	2	2x; last vs. Murray State	11/21/15
INT	1	vs. Mississippi Valley State	10/3/15

**NEAL'S 2016 GAME-BY-GAME**

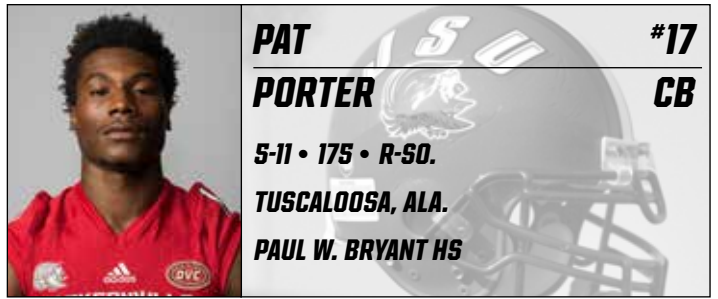
DATE	OPPONENT	UT	AT	TT	TFL-YDS	SCKS-YDS	INT-YDS	BRK
9/1/16	North Alabama	1	4	5	0.5-2	0-0	0-0	0
9/10/16	@LSU	2	3	5	1.5-3	0-0	0-0	0
9/17/16	Coastal Carolina	3	5	8	0.5-3	0.5-3	0-0	0
9/24/16	@Liberty	3	2	5	1.5-3	0-0	0-0	1
10/8/16	Tennessee Tech	4	3	7	2.0-9	0-0	0-0	0
10/15/16	Austin Peay							
10/22/16	@Eastern Kentucky							
10/29/16	Eastern Illinois							
11/5/16	@Southeast Missouri							
11/12/16	@Murray State							
11/19/16	UT Martin							

**NEAL'S 2015 GAME-BY-GAME**

DATE	OPPONENT	UT	AT	TT	TFL-YDS	SCKS-YDS	INT-YDS	BRK
9/5/15	@Chattanooga	1	0	1	0-0	0-0	0-0	0
9/12/15	@Auburn	1	1	2	0-0	0-0	0-0	0
9/19/15	Tennessee State	-	DNP	-				
9/26/15	@UT Martin	2	1	3	0-0	0-0	0-0	0
10/3/15	Miss. Valley State	1	1	2	0-0	0-0	1-0	0
10/17/15	@Tennessee Tech	3	1	4	0-0	0-0	0-0	0
10/24/15	@Austin Peay	0	4	4	0-0	0-0	0-0	0
10/31/15	Eastern Kentucky	3	0	3	0-0	0-0	0-0	0
11/7/15	@Eastern Illinois	2	0	2	0-0	0-0	0-0	0
11/14/15	Southeast Missouri	2	2	4	0.5-1	0-0	0-0	0
11/21/15	Murray State	3	4	7	0-0	0-0	0-0	2
12/5/15	Chattanooga	0	0	0	0-0	0-0	0-0	0
12/11/15	Charleston Southern	0	1	1	0-0	0-0	0-0	0
12/19/15	Sam Houston State	2	0	2	0-0	0-0	0-0	0
1/9/16	North Dakota State	4	1	5	0-0	0-0	0-0	0

**NEAL'S 2014 GAME-BY-GAME**

DATE	OPPONENT	UT	AT	TT	TFL-YDS	SCKS-YDS	INT-YDS	BRK
8/29/14	@Michigan State	3	1	4	0-0	0-0	0-0	0
9/6/14	@Chattanooga	0	0	0	0-0	0-0	0-0	0
9/20/14	West Alabama	2	0	2	0-0	0-0	0-0	0
9/27/14	@Murray State	1	0	1	0-0	0-0	0-0	0
10/4/14	UT Martin	0	0	0	0-0	0-0	0-0	0
10/11/14	@Tennessee State	0	0	0	0-0	0-0	0-0	0
10/25/14	Tennessee Tech	0	0	0	0-0	0-0	0-0	0
11/1/14	Austin Peay	2	0	2	0-0	0-0	0-0	0
11/8/14	@Eastern Kentucky	0	0	0	0-0	0-0	0-0	1
11/15/14	Eastern Illinois	4	2	6	0-0	0-0	0-0	0
11/22/14	@SE Missouri	4	3	7	0-0	0-0	0-0	2
12/6/14	Sam Houston State	7	3	10	0-0	0-0	0-0	0



**PAT** #17  
**PORTER** CB  
**5-11 • 175 • R-SO.**  
**TUSCALOOSA, ALA.**  
**PAUL W. BRYANT HS**

**2016:** Saw his first action in a JSU uniform in the season opener against North Alabama... posted one stop in the UNA contest...finished with six tackles at LSU...collected a pair of tackles versus Coastal Carolina...collected two tackles at Liberty...finished with three tackles in the OVC opener versus Tennessee Tech.

**PORTER'S CAREER STATS**

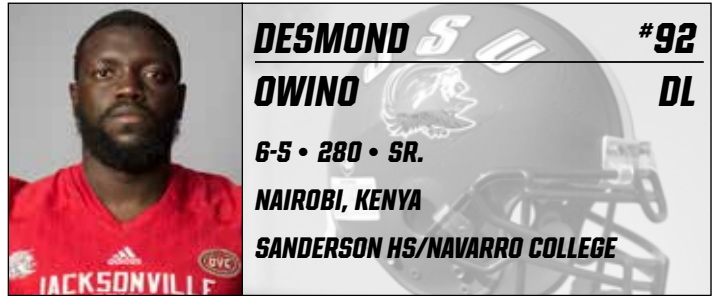
TACKLES	G	UA	A	TOTAL	TFL	YDS	PD	FF	FR
2016	5	7	7	14	0.0	0	0	0	0
<b>TOTAL</b>	<b>5</b>	<b>7</b>	<b>7</b>	<b>14</b>	<b>0.0</b>	<b>0</b>	<b>0</b>	<b>0</b>	<b>0</b>

**PORTER'S CAREER HIGH GAME STATS**

	NO.	OPPONENT	DATE
Tackles	6	at LSU	9/10/16
Tackles for loss	-	-	-
Sacks	-	-	-

**PORTER'S 2016 GAME-BY-GAME**

DATE	OPPONENT	UT	AT	TT	TFL-YDS	SCKS-YDS	INT-YDS	BRK
9/1/16	North Alabama	1	0	1	0-0	0-0	0-0	0
9/10/16	@LSU	1	5	6	0-0	0-0	0-0	0
9/17/16	Coastal Carolina	1	1	2	0-0	0-0	0-0	0
9/24/16	@Liberty	2	0	2	0-0	0-0	0-0	0
10/8/16	Tennessee Tech	2	1	3	0-0	0-0	0-0	0
10/15/16	Austin Peay							
10/22/16	@Eastern Kentucky							
10/29/16	Eastern Illinois							
11/5/16	@Southeast Missouri							
11/12/16	@Murray State							
11/19/16	UT Martin							



**DESMOND** #92  
**OWINO** DL  
**6-5 • 280 • SR.**  
**NAIROBI, KENYA**  
**SANDERSON HS/NAVARRO COLLEGE**

- 2016 PRESEASON ALL-OVC
- 2015 OVC ALL-NEWCOMER TEAM

**2016:** Finished with one tackle and a pass break up in the season-opening win against North Alabama...turned in a tackle and a blocked an extra point at LSU...made one tackle versus Coastal Carolina...recorded a sack at Liberty...did not play versus Tennessee Tech.

**OWINO'S CAREER STATS**

YEAR	G	UA	A	TOTAL	TFL	YDS	PD	FF	FR
2015	14	10	22	32	4.5	23	1	1	0
2016	4	1	3	4	1.0	2	1	0	0
<b>TOTAL</b>	<b>18</b>	<b>11</b>	<b>25</b>	<b>36</b>	<b>5.5</b>	<b>25</b>	<b>2</b>	<b>1</b>	<b>0</b>

**OWINO'S CAREER HIGH GAME STATS**

	NO.	OPPONENT	DATE
Tackles	5	at UT Martin	9/26/16
Tackles for loss	1.0	3x; last at Liberty	9/24/16
Sacks	1.0	3x; last at Liberty	9/24/16
FF	1	vs. Sam Houston State	12/19/15
PBU	1	2x; last vs. North Alabama	9/1/16

OWINO'S 2016 GAME-BY-GAME								
DATE	OPPONENT	UT	AT	TT	TFL-YDS	SCKS-YDS	INT-YDS	BRK
9/1/16	North Alabama	0	1	1	0-0	0-0	0-0	1
9/10/16	@LSU	0	1	1	0-0	0-0	0-0	0
9/17/16	Coastal Carolina	0	1	1	0-0	0-0	0-0	0
9/24/16	@Liberty	1	0	1	1.0-2	1.0-2	0-0	0
10/8/16	Tennessee Tech	-	DNP	-	-	-	-	-
10/15/16	Austin Peay	-	-	-	-	-	-	-
10/22/16	@Eastern Kentucky	-	-	-	-	-	-	-
10/29/16	Eastern Illinois	-	-	-	-	-	-	-
11/5/16	@Southeast Missouri	-	-	-	-	-	-	-
11/12/16	@Murray State	-	-	-	-	-	-	-
11/19/16	UT Martin	-	-	-	-	-	-	-

OWINO'S 2015 GAME-BY-GAME								
DATE	OPPONENT	UT	AT	TT	TFL-YDS	SCKS-YDS	INT-YDS	BRK
9/5/15	@Chattanooga	1	1	2	0-0	0-0	0-0	0
9/12/15	@Auburn	2	1	3	0-0	0-0	0-0	0
9/19/15	Tennessee State	1	1	2	1.0-9	1.0-9	0-0	0
9/26/15	@UT Martin	1	4	5	0-0	0-0	0-0	0
10/3/15	Miss. Valley St.	0	5	5	0.5-1	0-0	0-0	0
10/17/15	@Tennessee Tech	0	2	2	0-0	0-0	0-0	0
10/24/15	@Austin Peay	1	1	2	1.0-6	1.0-6	0-0	0
10/31/15	Eastern Kentucky	0	0	0	0-0	0-0	0-0	0
11/7/15	@Eastern Illinois	-	DNP	-	-	-	-	-
11/14/15	Southeast Missouri	0	4	4	1.0-4	0.5-3	0-0	0
11/21/15	Murray State	1	2	3	0.5-1	0-0	0-0	0
12/5/15	Chattanooga	1	0	1	0-0	0-0	0-0	1
12/11/15	Charleston Southern	0	0	0	0-0	0-0	0-0	0
12/19/15	Sam Houston State	2	1	3	0.5-2	0-0	0-0	0
1/9/16	North Dakota State	0	0	0	0.0	0-0	0-0	0



**JOSEPH ROBERTS** #48  
LB  
6-3 • 251 • R-SO.  
TRUSSVILLE, ALA.  
HEWITT-TRUSSVILLE HS/UAB

**2016:** Registered a pair of tackles in the season-opening win against North Alabama...finished with a half of a sack and a stop for a loss...posted a pair of tackles at LSU...matched a career high with three tackles, including a stop for a loss...finished with one tackle at Liberty...credited with a QB hurry in the OVC opener versus Tennessee Tech.

ROBERTS' CAREER STATS									
YEAR	G	UA	A	TOTAL	TFL	YDS	PD	FF	FR
2015	13	4	9	13	2.0	9	0	1	1
2016	5	1	7	8	1.5	4	0	0	0
<b>TOTAL</b>	<b>18</b>	<b>5</b>	<b>16</b>	<b>21</b>	<b>3.5</b>	<b>13</b>	<b>0</b>	<b>1</b>	<b>1</b>

ROBERTS' CAREER HIGH GAME STATS			
NO.	OPPONENT	DATE	
Tackles	3	2x; last vs. Coastal Carolina	9/17/16
Tackles for loss	1.0	2x; last vs. North Alabama	9/1/16
Sacks	0.5	3x; last vs. North Alabama	9/1/16
FF	1	vs. Tennessee State	9/19/15
FR	1	vs. Murray State	11/21/15
PBU	-	-	-

ROBERTS' 2016 GAME-BY-GAME								
DATE	OPPONENT	UT	AT	TT	TFL-YDS	SCKS-YDS	INT-YDS	BRK
9/1/16	North Alabama	0	2	2	1.0-3	0.5-2	0-0	0
9/10/16	@LSU	0	2	2	0-0	0-0	0-0	0
9/17/16	Coastal Carolina	1	2	3	0.5-2	0-0	0-0	0
9/24/16	@Liberty	0	1	1	0-0	0-0	0-0	0
10/8/16	Tennessee Tech	0	0	0	0-0	0-0	0-0	0
10/15/16	Austin Peay	-	-	-	-	-	-	-
10/22/16	@Eastern Kentucky	-	-	-	-	-	-	-
10/29/16	Eastern Illinois	-	-	-	-	-	-	-
11/5/16	@Southeast Missouri	-	-	-	-	-	-	-
11/12/16	@Murray State	-	-	-	-	-	-	-
11/19/16	UT Martin	-	-	-	-	-	-	-

ROBERTS' 2015 GAME-BY-GAME								
DATE	OPPONENT	UT	AT	TT	TFL-YDS	SCKS-YDS	INT-YDS	BRK
9/5/15	@Chattanooga	2	1	3	0-0	0-0	0-0	0
9/12/15	@Auburn	0	0	0	0-0	0-0	0-0	0
9/19/15	Tennessee State	1	1	2	1.0-1	0-0	0-0	0
9/26/15	@UT Martin	1	2	3	0-0	0-0	0-0	0
10/3/15	Miss. Valley State	0	2	2	0.5-2	0.5-2	0-0	0
10/17/15	@Tennessee Tech	0	2	2	0.5-6	0.5-6	0-0	0
10/24/15	@Austin Peay	-	DNP	-	-	-	-	-
10/31/15	Eastern Kentucky	-	DNP	-	-	-	-	-
11/7/15	@Eastern Illinois	0	0	0	0-0	0-0	0-0	0
11/14/15	Southeast Missouri	0	0	0	0-0	0-0	0-0	0
11/21/15	Murray State	0	0	0	0-0	0-0	0-0	0
12/5/15	Chattanooga	0	0	0	0-0	0-0	0-0	0
12/11/15	Charleston Southern	0	1	1	0-0	0-0	0-0	0
12/19/15	Sam Houston State	0	0	0	0-0	0-0	0-0	0
1/9/16	North Dakota State	0	0	0	0-0	0-0	0-0	0



**RANDY ROBINSON** #93  
DL  
6-2 • 307 • SO.  
LOVEJOY, GA.  
LOVEJOY HS

**2016:** Earned the start at nose tackle in the season-opening win against North Alabama...recorded a pair of tackles, including a sack in the UNA contest...turned in a pair of tackles at LSU, including a stop for a loss...made a pair of tackles and a stop for a loss versus Coastal Carolina...also had a pass break up and a QB hurry against CCU...matched his career high in tackles with four at Liberty, including a sack...posted a sack and a fumble recovery in the OVC opener versus Tennessee Tech.

ROBINSON'S CAREER STATS									
YEAR	G	UA	A	TOTAL	TFL	YDS	PD	FF	FR
2015	13	7	18	24	2.5	7	0	0	1
2016	5	2	10	12	3.5	22	0	0	1
<b>TOTAL</b>	<b>18</b>	<b>9</b>	<b>28</b>	<b>36</b>	<b>6.0</b>	<b>29</b>	<b>0</b>	<b>0</b>	<b>2</b>

ROBINSON'S CAREER HIGH GAME STATS			
NO.	OPPONENT	DATE	
Tackles	4	2x; last at Liberty	9/24/16
Tackles for loss	1.0	3x; last at Liberty	9/24/16
Sacks	1.0	3x; last at Liberty	9/24/16
FF	-	-	-
FR	1	2x; last vs. Tennessee Tech	10/8/16
PBU	1	vs. Coastal Carolina	9/17/16

ROBINSON'S 2016 GAME-BY-GAME								
DATE	OPPONENT	UT	AT	TT	TFL-YDS	SCKS-YDS	INT-YDS	BRK
9/1/16	North Alabama	1	1	2	1.0-7	1.0-7	0-0	0
9/10/16	@LSU	9	2	2	0.5-1	0-0	0-0	0
9/17/16	Coastal Carolina	0	2	2	0.5-2	0-0	0-0	1
9/24/16	@Liberty	1	3	4	1.0-7	1.0-7	0-0	0
10/8/16	Tennessee Tech	0	2	2	0.5-5	0.5-5	0-0	0
10/15/16	Austin Peay	-	-	-	-	-	-	-
10/22/16	@Eastern Kentucky	-	-	-	-	-	-	-
10/29/16	Eastern Illinois	-	-	-	-	-	-	-
11/5/16	@Southeast Missouri	-	-	-	-	-	-	-
11/12/16	@Murray State	-	-	-	-	-	-	-
11/19/16	UT Martin	-	-	-	-	-	-	-

ROBINSON'S 2015 GAME-BY-GAME								
DATE	OPPONENT	UT	AT	TT	TFL-YDS	SCKS-YDS	INT-YDS	BRK
9/5/15	@Chattanooga	-	DNP	-	-	-	-	-
9/12/15	@Auburn	2	0	2	0-0	0-0	0-0	0
9/19/15	Tennessee State	0	1	1	0.5-1	0-0	0-0	0
9/26/15	@UT Martin	1	1	2	0-0	0-0	0-0	0
10/3/15	Miss. Valley State	0	3	3	1.0-2	0-0	0-0	0
10/17/15	@Tennessee Tech	-	DNP	-	-	-	-	-
10/24/15	@Austin Peay	0	1	1	0-0	0-0	0-0	0
10/31/15	Eastern Kentucky	2	1	3	0-0	0-0	0-0	0
11/7/15	@Eastern Illinois	0	2	2	0.5-2	0-0	0-0	0
11/14/15	Southeast Missouri	0	2	2	0.5-2	0.5-2	0-0	0
11/21/15	Murray State	1	1	2	0-0	0-0	0-0	0
12/5/15	Chattanooga	0	2	2	0-0	0-0	0-0	0
12/11/15	Charleston Southern	1	3	4	0-0	0-0	0-0	0
12/19/15	Sam Houston State	0	0	0	0-0	0-0	0-0	0
1/9/16	North Dakota State	0	1	0	0-0	0-0	0-0	0



**CONNOR** #98  
**ROULEAU** PK  
 6-0 • 240 • R-JR.  
 SUWANEE, GA.  
 PEACHTREE RIDGE HS

**2016:** Saw action in the season-opening win against North Alabama...had a touchback in his lone kickoff...handled kickoff duties at LSU with four kicks for 185 yards, averaged 46.2 per kick...had one kickoff for 65 yards versus Coastal Carolina...handled most of the kickoffs at Liberty, averaged 62 yards per kick and had three touchbacks...posted five kickoffs for an average of 62.6 in the OVC opener versus Tennessee Tech.

**ROULEAU'S CAREER STATS**

SCORING	G	TD	RUSH	PASS	RETN	PAT	2PAT	FG	TOTAL	AVG/G
2014	12	--	--	--	--	53	--	11	86	7.2
2015	15	--	--	--	--	65	--	17	116	7.7
2016	5	--	--	--	--	--	--	--	--	--
<b>TOTAL</b>	<b>32</b>	<b>--</b>	<b>--</b>	<b>--</b>	<b>--</b>	<b>118</b>	<b>--</b>	<b>28</b>	<b>202</b>	<b>7.2</b>

FG	G	ATT	MADE	LG	PCT
2014	12	17	11	42	64.7
2015	15	27	17	41	63.1
2016	5	1	0	-	-
<b>TOTAL</b>	<b>32</b>	<b>45</b>	<b>28</b>	<b>42</b>	<b>63.6</b>

**ROULEAU'S CAREER HIGH GAME STATS**

	NO.	OPPONENT	DATE
FG Attempts	4	3x; last vs. Eastern Illinois	11/15/14
FG Made	3	2x; last vs. Charleston Southern	12/11/15
Long	48	at Eastern Kentucky	11/8/14
Points	13	vs. Sam Houston State	12/19/15

**ROULEAU'S 2016 FIELD GOAL SEQUENCE (MADE/MISSED)**

DATE	OPPONENT	FGM	FGA	LNG	FG SEQ.
9/1/16	North Alabama	-	-	-	-
9/10/16	@LSU	-	-	-	-
9/17/16	Coastal Carolina	-	-	-	-
9/24/16	@Liberty	-	-	-	-
10/8/16	Tennessee Tech	0	1	-	-
10/15/16	Austin Peay	-	-	-	-
10/22/16	@Eastern Kentucky	-	-	-	-
10/29/16	Eastern Illinois	-	-	-	-
11/5/16	@Southeast Missouri	-	-	-	-
11/12/16	@Murray State	-	-	-	-
11/19/16	UT Martin	-	-	-	-

**ROULEAU'S 2015 FIELD GOAL SEQUENCE (MADE/MISSED)**

DATE	OPPONENT	FGM	FGA	LNG	FG SEQ.
9/5/15	@Chattanooga	3	3	35	35,34,32
9/12/15	@Auburn	2	4	32	39,32,50,26
9/19/15	Tennessee State	1	2	34	44, 34
9/26/15	@UT Martin	0	1	30	30
10/3/15	Miss. Valley State	0	0	0	-
10/17/15	@Tennessee Tech	0	2	-	41, 27
10/24/15	@Austin Peay	2	2	30	30, 28
10/31/15	Eastern Kentucky	2	3	41	41, 47, 37
11/7/15	@Eastern Illinois	1	2	23	23, 53
11/14/15	Southeast Missouri	0	1	28	28
11/21/15	Murray State	0	0	0	-
12/5/15	Chattanooga	0	1	-	39
12/11/15	Charleston Southern	3	3	38	35, 38, 38
12/19/15	Sam Houston State	2	2	36	36, 22
1/9/16	North Dakota State	1	1	26	26

**ROULEAU'S 2014 FIELD GOAL SEQUENCE (MADE/MISSED)**

DATE	OPPONENT	FGM	FGA	LNG	FG SEQ.
8/29/14	@Michigan State	-	-	-	-
9/6/14	@Chattanooga	2	3	42	42, 21, 39
9/20/14	West Alabama	1	1	38	38
9/27/14	@Murray State	1	1	38	38
10/4/14	UT Martin	1	2	31	46, 31
10/11/14	@Tennessee State	0	1	31	31
10/25/14	Tennessee Tech	0	1	51	51
11/1/14	Austin Peay	-	-	-	-
11/8/14	@Eastern Kentucky	2	2	48	22, 48
11/15/14	Eastern Illinois	2	4	40	22, 40, 40, 43
11/22/14	@Southeast Missouri	-	-	-	-
12/6/14	Sam Houston State	2	2	42	37, 42



**KRENWICK** #15  
**SANDERS** WR  
 6-2 • 204 • R-SO.  
 JESSUP, GA.  
 WISCONSIN/WAYNE COUNTY HS

**2016:** Made his JSU debut in JSU's season-opening win against North Alabama with three catches for 50 yards...his lone catch at LSU went for 76 yards and a TD... was the longest JSU pass play since an 88-yard strike from Eli Jenkins to Markis Merrill on Sept. 20, 2014 vs. West Alabama...led JSU with five receptions for 33 yards versus Coastal Carolina... caught a pair of passes for eight yards at Liberty...caught a pair of passes for 51 yards in the OVC opener versus Tennessee Tech, including a 42 yard grab that set up a JSU touchdown.

**SANDERS' CAREER STATS**

REC	G	REC	YDS	TD	LG	REC/G	AVG/C	AVG/G
2016	5	13	218	1	76	2.6	16.8	43.6
<b>TOTALS</b>	<b>5</b>	<b>13</b>	<b>218</b>	<b>1</b>	<b>76</b>	<b>2.6</b>	<b>16.8</b>	<b>43.6</b>

**SANDERS' CAREER HIGH GAME STATS**

	NO.	OPPONENT	DATE
Receptions	3	2x; last vs. Coastal Carolina	9/17/16
Receiving Yards	76	at LSU	9/10/16
Receiving TDs	1	at LSU	9/10/16
Long Play	76	at LSU	9/10/16

**SANDERS' 2016 GAME-BY-GAME**

DATE	OPPONENT	REC	YDS	LNG	AVG	TD
9/1/16	North Alabama	3	50	26	16.7	0
9/10/16	@LSU	1	76	76	76.0	1
9/17	Coastal Carolina	3	33	10	11.0	0
9/24	@Liberty	2	8	5	4.0	0
10/8	Tennessee Tech	2	51	42	25.5	0
10/15	Austin Peay	-	-	-	-	-
10/22	@Eastern Kentucky	-	-	-	-	-
10/29	Eastern Illinois	-	-	-	-	-
11/5	@Southeast Missouri	-	-	-	-	-
11/12	@Murray State	-	-	-	-	-
11/19	UT Martin	-	-	-	-	-



**LUKE** #80  
**SMITH** TE  
 6-4 • 240 • R-SR.  
 FORT MYERS, FLA.  
 SOUTH FORT MYERS HS

**2016:** Caught the first pass of the season for JSU with an 11-yard catch in the season-opening win against North Alabama...started at tight end at LSU and versus Coastal Carolina...saw action at Liberty...posted a pair of catches for 16 yards in the OVC opener versus Tennessee Tech.

**SMITH'S CAREER STATS**

REC	G	REC	YDS	TD	LG	REC/G	AVG/C	AVG/G
2012	9	5	65	0	17	0.5	13.0	7.2
2013	15	7	63	0	21	0.5	9.0	4.2
2015	12	1	14	0	14	0.1	14.0	1.2
2016	5	3	27	0	11	0.6	9.0	5.4
<b>TOTALS</b>	<b>41</b>	<b>16</b>	<b>166</b>	<b>0</b>	<b>21</b>	<b>0.4</b>	<b>10.4</b>	<b>4.0</b>

**SMITH'S CAREER HIGH GAME STATS**

	NO.	OPPONENT	DATE
Receptions	3	at Eastern Kentucky	9/22/12
Receiving Yards	45	at Eastern Kentucky	9/22/12
Receiving TDs	-	-	-
Long Play	21	at Alabama State	8/31/13

SMITH'S 2016 GAME-BY-GAME						
DATE	OPPONENT	REC	YDS	LNG	AVG	TD
9/1/16	North Alabama	1	11	11	11.0	0
9/10/16	@LSU	0	0	0	0.0	0
9/17	Coastal Carolina	0	0	0	0.0	0
9/24	@Liberty	0	0	0	0.0	0
10/8	Tennessee Tech	2	16	9	8.0	0
10/15	Austin Peay					
10/22	@Eastern Kentucky					
10/29	Eastern Illinois					
11/5	@Southeast Missouri					
11/12	@Murray State					
11/19	UT Martin					

SMITH'S 2015 GAME-BY-GAME						
DATE	OPPONENT	REC	YDS	LNG	AVG	TD
9/5/15	@Chattanooga	- DNP -				
9/12/15	@Auburn	- DNP -				
9/19/15	Tennessee State	0	0	0	0.0	0
9/26/15	@UT Martin	0	0	0	0.0	0
10/3/15	Miss. Valley State	0	0	0	0.0	0
10/17/15	@Tennessee Tech	0	0	0	0.0	0
10/24/15	@Austin Peay	1	14	14	14.0	0
10/31/15	Eastern Kentucky	0	0	0	0.0	0
11/7/15	@Eastern Illinois	0	0	0	0.0	0
11/14/15	Southeast Missouri	0	0	0	0.0	0
11/21/15	Murray State	0	0	0	0.0	0
12/5/15	Chattanooga	- DNP -				
12/11/15	Charleston Southern	0	0	0	0.0	0
12/19/15	Sam Houston State	0	0	0	0.0	0
1/9/16	North Dakota State	0	0	0	0.0	0

SMITH'S 2013 GAME-BY-GAME						
DATE	OPPONENT	REC	YDS	LNG	AVG	TD
8/31/13	@Alabama State	2	29	21	14.5	0
9/7/13	Jacksonville	0	0	0	0.0	0
9/14/13	North Alabama	1	3	3	3.0	0
9/21/13	@Georgia State	1	7	7	7.0	0
9/28/13	Murray State	0	0	0	0.0	0
10/5/13	@UT Martin	0	0	0	0.0	0
10/12/13	Tennessee State	0	0	0	0.0	0
10/26/13	@Tennessee Tech	0	0	0	0.0	0
11/2/13	@Austin Peay	2	25	13	12.5	0
11/9/13	Eastern Kentucky	1	-2	-2	-2	0
11/16/13	@Eastern Illinois	0	0	0	0.0	0
11/23/13	Southeast Missouri	0	0	0	0.0	0
11/30/13	Samford	0	0	0	0.0	0
12/7/13	@McNeese State	0	0	0	0.0	0
12/14/13	@E. Washington	0	0	0	0.0	0

SMITH'S 2012 GAME-BY-GAME						
DATE	OPPONENT	REC	YDS	LNG	AVG	TD
9/1/12	@Arkansas	- DNP -				
9/8/12	Chattanooga	0	0	0	0.0	0
9/22/12	@Eastern Kentucky	3	45	17	15.0	0
9/29/12	Southeast Missouri	1	7	7	7.0	0
10/6/12	@Tennessee Tech	0	0	0	0.0	0
10/13/12	@Eastern Illinois	0	0	0	0.0	0
10/20/12	Tennessee State	0	0	0	0.0	0
10/27/12	Murray State	0	0	0	0.0	0
11/3/12	@UT Martin	1	11	11	11.0	0
11/10/12	Austin Peay	0	0	0	0.0	0
11/17/12	@Florida	0	0	0	0.0	0



**KEVIN SPEARS** #5  
WR  
6-3 • 215 • R-JR.  
NEW ORLEANS, LA.  
LSU/HOLY CROSS HS

**2016:** Caught one pass for six yards in his JSU debut in the season-opening win against North Alabama...led Jax State with three catches for 57 yards against LSU...hauled in a 42 yard grab against the Tigers...had one grab for 12 yards versus Coastal Carolina...did not see action at Liberty...returned to action in the OVC opener versus Tennessee Tech.

SPEAR'S CAREER STATS							
REC	G	REC	YDS	TD	LG	REC/G	AVG/G
2016	4	5	75	1	42	1.3	15.0
TOTALS	4	5	75	1	42	1.3	15.0

SPEAR'S CAREER HIGH GAME STATS			
NO.	OPPONENT	DATE	
Receptions	3	at LSU	9/10/16
Receiving Yards	57	at LSU	9/10/16
Receiving TDs	-	-	-
Long Play	42	at LSU	9/10/16

SPEAR'S 2016 GAME-BY-GAME						
DATE	OPPONENT	REC	YDS	LNG	AVG	TD
9/1/16	North Alabama	1	6	6	6.0	0
9/10/16	@LSU	3	57	42	19.0	0
9/17	Coastal Carolina	1	12	12	12.0	0
9/24	@Liberty	- DNP -				
10/8	Tennessee Tech	0	0	0	0.0	0
10/15	Austin Peay					
10/22	@Eastern Kentucky					
10/29	Eastern Illinois					
11/5	@Southeast Missouri					
11/12	@Murray State					
11/19	UT Martin					



**GERALD STERLING** #97  
DL  
6-4 • 290 • R-JR.  
ALICEVILLE, ALA.  
WASHINGTON STATE/ALICEVILLE HS

**2016:** Made a career-high three stops in the season-opening win against North Alabama, including a tackle for a loss in the UNA contest...saw action at LSU...turned in a pair of tackles versus Coastal Carolina...made one stop at Liberty...started in the OVC opener versus Tennessee Tech.

STERLING'S CAREER STATS									
YEAR	G	UA	A	TOTAL	TFL	YDS	PD	FF	FR
2015	13	4	9	13	0.5	0	0	0	0
2016	5	0	6	6	0.5	2	0	0	0
TOTAL	18	4	15	19	1.0	2	0	0	0

STERLING'S CAREER HIGH GAME STATS			
NO.	OPPONENT	DATE	
Tackles	3	vs. North Alabama	9/1/16
Tackles for loss	0.5	2x; last vs. North Alabama	9/1/16
Sacks	0.5	vs. North Alabama	9/1/16
FF	-	-	-
PBU	-	-	-

STERLING'S 2016 GAME-BY-GAME								
DATE	OPPONENT	UT	AT	TT	TFL-YDS	SCKS-YDS	INT-YDS	BRK
9/1/16	North Alabama	0	3	3	0.5-2	0.5-2	0-0	0
9/10/16	@LSU	0	0	0	0.0	0.0	0-0	0
9/17/16	Coastal Carolina	0	2	2	0.0	0.0	0-0	0
9/24/16	@Liberty	0	1	1	0.0	0.0	0-0	0
10/8/16	Tennessee Tech	0	0	0	0.0	0.0	0-0	0
10/15/16	Austin Peay							
10/22/16	@Eastern Kentucky							
10/29/16	Eastern Illinois							
11/5/16	@Southeast Missouri							
11/12/16	@Murray State							
11/19/16	UT Martin							

STERLING'S 2015 GAME-BY-GAME								
DATE	OPPONENT	UT	AT	TT	TFL-YDS	SCKS-YDS	INT-YDS	BRK
9/5/15	@Chattanooga	0	0	0	0-0	0-0	0-0	0
9/12/15	@Auburn	0	0	0	0-0	0-0	0-0	0
9/19/15	Tennessee State	0	1	1	0-0	0-0	0-0	0
9/26/15	@UT Martin	0	1	1	0-0	0-0	0-0	0
10/3/15	Miss. Valley St.	0	2	2	0.5-0	0-0	0-0	0
10/17/15	@Tennessee Tech	0	1	1	0-0	0-0	0-0	0
10/24/15	@Austin Peay	0	0	0	0-0	0-0	0-0	0
10/31/15	Eastern Kentucky	1	0	1	0-0	0-0	0-0	0
11/7/15	@Eastern Illinois	- DNP -						
11/14/15	Southeast Missouri	1	1	2	0-0	0-0	0-0	0
11/21/15	Murray State	1	0	1	0-0	0-0	0-0	0
12/5/15	Chattanooga	- DNP -						
12/11/15	Charleston Southern	0	1	1	0-0	0-0	0-0	0
12/19/15	Sam Houston State	1	0	1	0-0	0-0	0-0	0
1/9/16	North Dakota State	1	1	2	0-0	0-0	0-0	0



**CADE #19**  
**STINNETT PK/P**  
**6-1 • 270 • R-SO.**  
**ENTERPRISE, ALA.**  
**ENTERPRISE HS**

**2016:** Connected from 23 yards on his first field goal try of the season in the opener against North Alabama...was a perfect 4-for-4 in PATs...was a perfect 2-for-2 in field goals at LSU, connecting from 30 and 33 yards...had a 41-yard field goal attempt blocked versus Coastal Carolina...did not attempt a field goal at Liberty, but was perfect on all four PATs...posted a pair of field goals in the OVC opener versus Tennessee Tech...converted on a 38 yard attempt to start put JSU on the scoreboard and hit a career-best 39 yard field goal to close out the first half against Tech...also punted once for 30 yards in the TTU contest.

**STINNETT'S CAREER STATS**

SCORING	G	TD	RUSH	PASS	RETN	PAT	2PAT	FG	TOTAL AVG/G
2015	6	-	-	-	-	5	-	3	8 1.3
2016	5	-	-	-	-	16	-	15	31 6.2
<b>TOTAL</b>	<b>11</b>	<b>-</b>	<b>-</b>	<b>-</b>	<b>-</b>	<b>21</b>	<b>-</b>	<b>18</b>	<b>39 3.5</b>

FG	G	ATT	MADE	LG	PCT
2015	6	1	1	22	1.000
2016	5	7	5	39	.714
<b>TOTAL</b>	<b>11</b>	<b>8</b>	<b>6</b>	<b>39</b>	<b>.750</b>

**STINNETT'S CAREER HIGH GAME STATS**

	NO.	OPPONENT	DATE
FG Attempts	3	vs. Tennessee Tech	10/8/16
FG Made	2	2x; last vs. Tennessee Tech	10/8/16
Long	39	vs. Tennessee Tech	10/8/16
Points	10	vs. Tennessee Tech	10/8/16

**STINNETT'S 2016 FIELD GOAL SEQUENCE (MADE/MISSED)**

DATE	OPPONENT	FGM	FGA	LNG	FG SEQ.
9/1/16	North Alabama	1	1	23	23
9/10/16	@LSU	2	2	33	30, 33
9/17/16	Coastal Carolina	0	1	41	41
9/24/16	@Liberty	-	-	-	-
10/8/16	Tennessee Tech	2	3	39	38, 39, 23
10/15/16	Austin Peay	-	-	-	-
10/22/16	@Eastern Kentucky	-	-	-	-
10/29/16	Eastern Illinois	-	-	-	-
11/5/16	@Southeast Missouri	-	-	-	-
11/12/16	@Murray State	-	-	-	-
11/19/16	UT Martin	-	-	-	-

**STINNETT'S 2015 FIELD GOAL SEQUENCE (MADE/MISSED)**

DATE	OPPONENT	FGM	FGA	LNG	FG SEQ.
9/5/15	@Chattanooga	-	-	-	-
9/12/15	@Auburn	-	-	-	-
9/19/15	Tennessee State	1	1	22	22
9/26/15	@UT Martin	-	-	-	-
10/3/15	Miss. Valley State	-	-	-	-
10/17/15	@Tennessee Tech	-	-	-	-
10/24/15	@Austin Peay	-	-	-	-
10/31/15	Eastern Kentucky	-	-	-	-
11/7/15	@Eastern Illinois	-	-	-	-
11/14/15	Southeast Missouri	-	-	-	-
11/21/15	Murray State	-	-	-	-
12/5/15	Chattanooga	-	-	-	-
12/11/15	Charleston Southern	-	-	-	-
12/19/15	Sam Houston State	-	-	-	-
1/9/16	North Dakota State	-	-	-	-



**QUAN #35**  
**STOUEMIRE LB**  
**6-1 • 250 • R-SO.**  
**OPP, ALA.**  
**OPP HS**

**2016:** One of four players with a seven tackles to lead JSU the JSU defense in the season-opening win against North Alabama...registered three tackles, including a stop for a loss at LSU...finished with three tackles and a QB hurry versus Coastal Carolina...made one tackle at Liberty...posted three tackles, including sack in the OVC opener versus Tennessee Tech.

**STOUEMIRE'S CAREER STATS**

YEAR	G	UA	A	TOTAL	TFL	YDS	PD	FF	FR
2015	12	12	10	22	4.0	11	0	0	0
2016	5	3	14	17	2.0	10	0	0	0
<b>TOTAL</b>	<b>17</b>	<b>15</b>	<b>24</b>	<b>39</b>	<b>6.0</b>	<b>21</b>	<b>0</b>	<b>0</b>	<b>0</b>

**STOUEMIRE'S CAREER HIGH GAME STATS**

	NO.	OPPONENT	DATE
Tackles	7	vs. North Alabama	9/1/16
Tackles for loss	2.5	vs. Mississippi Valley State	10/3/15
Sacks	1.0	vs. Tennessee Tech	10/8/16
FF	-	-	-
PBU	-	-	-

**STOUEMIRE'S 2016 GAME-BY-GAME**

DATE	OPPONENT	UT	AT	TT	TFL-YDS	SCKS-YDS	INT-YDS	BRK
9/1/16	North Alabama	1	6	7	0.5-1	0-0	0-0	0
9/10/16	@LSU	0	3	3	0.5-0	0-0	0-0	0
9/17/16	Coastal Carolina	1	2	3	0-0	0-0	0-0	0
9/24/16	@Liberty	0	1	1	0-0	0-0	0-0	0
10/8/16	Tennessee Tech	1	2	3	1.0-9	1.0-9	0-0	0
10/15/16	Austin Peay	-	-	-	-	-	-	-
10/22/16	@Eastern Kentucky	-	-	-	-	-	-	-
10/29/16	Eastern Illinois	-	-	-	-	-	-	-
11/5/16	@Southeast Missouri	-	-	-	-	-	-	-
11/12/16	@Murray State	-	-	-	-	-	-	-
11/19/16	UT Martin	-	-	-	-	-	-	-

**STOUEMIRE'S 2015 GAME-BY-GAME**

DATE	OPPONENT	UT	AT	TT	TFL-YDS	SCKS-YDS	INT-YDS	BRK
9/5/15	@Chattanooga	-	-	-	-	-	-	-
9/12/15	@Auburn	0	0	0	0-0	0-0	0-0	0
9/19/15	Tennessee State	0	2	2	0-0	0-0	0-0	0
9/26/15	@UT Martin	1	1	2	0-0	0-0	0-0	0
10/3/15	Miss. Valley St.	3	2	5	2.5-3	0-0	0-0	0
10/17/15	@Tennessee Tech	1	1	2	0-0	0-0	0-0	0
10/24/15	@Austin Peay	1	1	2	0-0	0-0	0-0	0
10/31/15	Eastern Kentucky	0	1	1	0-0	0-0	0-0	0
11/7/15	@Eastern Illinois	-	-	-	-	-	-	-
11/14/15	Southeast Missouri	2	0	1	1.0-6	0-0	0-0	0
11/21/15	Murray State	0	1	1	0.5-2	0-0	0-0	0
12/5/15	Chattanooga	0	0	0	0-0	0-0	0-0	0
12/11/15	Charleston Southern	-	-	-	-	-	-	-
12/19/15	Sam Houston State	2	0	2	0-0	0-0	0-0	0
1/9/16	North Dakota State	2	1	3	0-0	0-0	0-0	0




**DEMONTEZ** #87  
**TERRY** WR  
5-8 • 149 • R-SO.  
BIRMINGHAM, ALA.  
SHADES VALLEY HS

**2016:** Did not play in the season-opening win against North Alabama...made his JSU debut at LSU with one catch for 10 yards...caught a pair of TD passes to lead the Gamecocks past Coastal Carolina...finished the CCU contest with 84 yards on the two scoring plays, including Jax State's first TD of the day with a 44 yard reception from Eli Jenkins...had one reception for seven yards at Liberty...had one catch for 12 yards in the OVC opener versus Tennessee Tech.

TERRY'S CAREER STATS								
REC	G	REC	YDS	TD	LG	REC/G	AVG/C	AVG/G
2016	4	5	113	2	44	1.3	22.6	28.2
<b>TOTALS</b>	<b>4</b>	<b>5</b>	<b>113</b>	<b>2</b>	<b>44</b>	<b>1.3</b>	<b>22.6</b>	<b>28.2</b>

TERRY'S CAREER HIGH GAME STATS			
NO.	OPPONENT	DATE	
2	vs. Coastal Carolina	9/17/16	Receptions
84	vs. Coastal Carolina	9/17/16	Receiving Yards
2	vs. Coastal Carolina	9/17/16	Receiving TDs
44	vs. Coastal Carolina	9/17/16	Long Play

SPEAR'S 2016 GAME-BY-GAME						
DATE	OPPONENT	REC	YDS	LNG	AVG	TD
9/1/16	North Alabama	-	DNP	-	-	-
9/10/16	@LSU	1	10	10	10.0	0
9/17	Coastal Carolina	2	84	44	42.0	2
9/24	@Liberty	1	7	7	7.0	0
10/8	Tennessee Tech	1	12	12	12.0	0
10/15	Austin Peay					
10/22	@Eastern Kentucky					
10/29	Eastern Illinois					
11/5	@Southeast Missouri					
11/12	@Murray State					
11/19	UT Martin					



**ROC** #6  
**THOMAS** RB  
5-11 • 193 • JR.  
OXFORD, ALA.  
OXFORD HS/AUBURN

- OVC NEWCOMER OF THE WEEK (9/25/16)
- OVC NEWCOMER OF THE WEEK (9/18/16)
- OVC NEWCOMER OF THE WEEK (9/4/16)

**2016:** Made his JSU debut with 71 yards on 20 carries and posted three rushing touchdowns to lead the Gamecocks to a season-opening win against North Alabama...had scoring runs of one, nine and five...his three TDs tied for third-most rushing touchdowns in a single game in school history...was JSU's leading receiver with four catches for 53 yards vs. UNA...collected 30 yards on 10 carries at LSU...also had an eight-yard grab against the Tigers...notched his first career 100-ard rushing game, running 25 times for 144 yards to lead the offense versus Coastal Carolina... averaged 5.8 yards per carry, totaling 95 yards rushing in the first half and 49 yards in the second...also reeled in two catches for 21 yards in the CCU game... notched his second career 100-yard rushing game and his second in a row with 11 at Liberty... his 51-yard touchdown reception on the Gamecocks' first drive was his first receiving TD as a Gamecock and the second of his career. His first was also a 51-yard catch against JSU while at Auburn on Sept. 12, 2015...was named the OVC Newcomer of the Week for the third time this season after the LU contest...rushed for 26 yards on six carries in the OVC opener versus Tennessee Tech...also had one catch against Tech.

THOMAS' CAREER STATS							
RUSHING	G	ATT	YDS	TD	LG	AVG/C	AVG/G
2016	5	75	382	4	57	5.1	76.4
<b>TOTAL</b>	<b>5</b>	<b>75</b>	<b>382</b>	<b>4</b>	<b>57</b>	<b>5.1</b>	<b>76.4</b>

REC	G	REC	YDS	TD	LG	REC/G	AVG/C	AVG/G
2016	5	12	154	1	51	2.4	12.8	30.8
<b>TOTALS</b>	<b>5</b>	<b>12</b>	<b>154</b>	<b>1</b>	<b>51</b>	<b>2.4</b>	<b>12.8</b>	<b>30.8</b>

THOMAS' CAREER HIGH GAME STATS			
NO.	OPPONENT	DATE	
25	vs. Coastal Carolina	9/17/16	Rush Attempts
144	vs. Coastal Carolina	9/17/16	Rush Yards
3	vs. North Alabama	9/1/16	Rush TD's
4	2x; last at Liberty	9/24/16	Receptions
69	at Liberty	9/24/16	Rec. Yards
1	at Liberty	9/24/16	Rec. TD's

THOMAS' 2016 GAME-BY-GAME						
DATE	OPPONENT	RUSH	YDS	AVG	TD	TD RUNS
9/1/16	North Alabama	20	71	3.5	3	1,9,5
9/10/16	@LSU	10	30	3.0	0	-
9/17/16	Coastal Carolina	25	144	5.8	0	-
9/24/16	@Liberty	14	111	7.9	1	2
10/8/16	Tennessee Tech	6	26	4.3	0	-
10/15/16	Austin Peay					
10/22/16	@Eastern Kentucky					
10/29/16	Eastern Illinois					
11/5/16	@Southeast Missouri					
11/12/16	@Murray State					
11/19/16	UT Martin					

THOMAS' 2016 GAME-BY-GAME						
DATE	OPPONENT	REC	YDS	LNG	AVG	TD
9/1/16	North Alabama	4	53	38	13.3	0
9/10/16	@LSU	1	8	8	8.0	0
9/17	Coastal Carolina	2	21	12	10.5	0
9/24	@Liberty	4	69	51	17.3	1
10/8	Tennessee Tech	1	3	3	3.0	0
10/15	Austin Peay					
10/22	@Eastern Kentucky					
10/29	Eastern Illinois					
11/5	@Southeast Missouri					
11/12	@Murray State					
11/19	UT Martin					



**DELWYN** #21  
**TORBERT** SAF  
6-2 • 203 • R-SO.  
AUBURN, ALA.  
AUBURN HS/ALABAMA STATE

**2016:** Made his JSU debut with a team-high seven tackles in the season-opening win against North Alabama...finished with five tackles at LSU...had two tackles, including a stop for a loss versus Coastal Carolina...also broke up a CCU pass...finished with one tackle at Liberty...turned in two stops in the OVC opener versus Tennessee Tech...also had a 15-yard interception return against Tech.

TORBERT'S CAREER STATS									
TACKLES	G	UA	A	TOTAL	TFL	YDS	PD	FF	FR
2016	5	8	9	17	1.0	4	1	0	0
<b>TOTAL</b>	<b>5</b>	<b>8</b>	<b>9</b>	<b>17</b>	<b>1.0</b>	<b>4</b>	<b>1</b>	<b>0</b>	<b>0</b>

TORBERT'S CAREER HIGH GAME STATS		
NO.	OPPONENT	DATE
7	vs. North Alabama	9/1/16
1.0	vs. Coastal Carolina	9/17/16
-	-	-
1	vs. Tennessee Tech	10/8/16

TORBERT'S 2016 GAME-BY-GAME								
DATE	OPPONENT	UT	AT	TT	TFL-YDS	SCKS-YDS	INT-YDS	BRK
9/1/16	North Alabama	4	3	7	0-0	0-0	0-0	0
9/10/16	@LSU	2	3	5	0-0	0-0	0-0	0
9/17/16	Coastal Carolina	1	1	2	1.0-4	0-0	0-0	1
9/24/16	@Liberty	1	0	1	0-0	0-0	0-0	0
10/8/16	Tennessee Tech	0	2	2	0-0	0-0	1-15	0
10/15/16	Austin Peay							
10/22/16	@Eastern Kentucky							
10/29/16	Eastern Illinois							
11/5/16	@Southeast Missouri							
11/12/16	@Murray State							
11/19/16	UT Martin							




**SELWYN TORBERT** #26  
**SAF**  
**6-2 • 210 • R-SO.**  
**AUBURN, ALA.**  
**AUBURN HS/ALABAMA STATE**

**2016:** Saw action in the season opening win against North Alabama...made his first career tackle at LSU...played in the Coastal Carolina contest...turned in a career high three tackles at Liberty, including stop for a loss...added a pair of stops and recovered a fumble in the OVC opener versus Tennessee Tech.

TORBERT'S CAREER STATS									
TACKLES	G	UA	A	TOTAL	TFL	YDS	PD	FF	FR
2016	5	3	3	6	1.0	2	0	0	1
<b>TOTAL</b>	<b>5</b>	<b>3</b>	<b>3</b>	<b>6</b>	<b>1.0</b>	<b>2</b>	<b>0</b>	<b>0</b>	<b>1</b>

TORBERT'S CAREER HIGH GAME STATS			
NO.	OPPONENT	DATE	
Tackles	3 at Liberty	9/24/16	
Tackles for loss	1.0 at Liberty	9/24/16	
Sacks	-	-	
FR	1 vs. Tennessee Tech	10/8/15	

TORBERT'S 2016 GAME-BY-GAME								
DATE	OPPONENT	UT	AT	TT	TFL-YDS	SCKS-YDS	INT-YDS	BRK
9/1/16	North Alabama	0	0	0	0-0	0-0	0-0	0
9/10/16	@LSU	0	1	1	0-0	0-0	0-0	0
9/17/16	Coastal Carolina	0	0	0	0-0	0-0	0-0	0
9/24/16	@Liberty	3	0	3	1.0-2	0-0	0-0	0
10/8/16	Tennessee Tech	0	2	2	0-0	0-0	0-0	0
10/15/16	Austin Peay							
10/22/16	@Eastern Kentucky							
10/29/16	Eastern Illinois							
11/5/16	@Southeast Missouri							
11/12/16	@Murray State							
11/19/16	UT Martin							



**BRANDON WILSON** #83  
**WR**  
**6-2 • 192 • R-JR.**  
**BIRMINGHAM, ALA.**  
**PARKER HS**

**2016:** Saw action in the season-opening win against North Alabama...did not play at LSU...played versus Coastal Carolina and at Liberty...saw action in the OVC opener versus Tennessee Tech

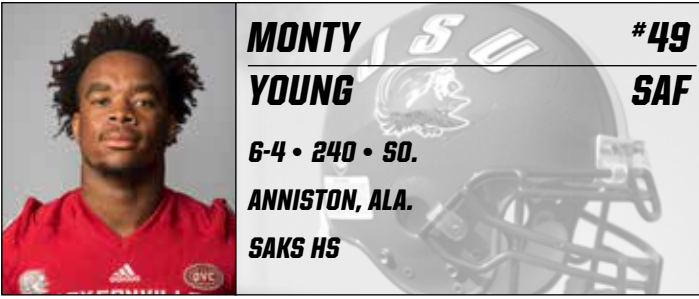
WILSON'S CAREER STATS								
REC	G	REC	YDS	TD	LG	REC/G	AVG/C	AVG/G
2014	9	0	0	0	0	0.0	0.0	0.0
2015	13	2	22	0	16	0.2	11.0	1.7
2016	5	-	-	-	-	-	-	-
<b>TOTALS</b>	<b>27</b>	<b>2</b>	<b>22</b>	<b>0</b>	<b>16</b>	<b>0.1</b>	<b>11.0</b>	<b>1.0</b>

WILSON'S CAREER HIGH GAME STATS			
NO.	OPPONENT	DATE	
Receptions	1 2x; last at Austin Peay	10/24/15	
Receiving Yards	16 vs. Mississippi Valley State	10/3/15	
Receiving TDs	-	-	
Long Play	16 vs. Mississippi Valley State	10/3/15	

WILSON'S 2016 GAME-BY-GAME						
DATE	OPPONENT	REC	YDS	LNG	AVG	TD
9/1/16	North Alabama	0	0	0	0.0	0
9/10/16	@LSU	0	0	0	0.0	0
9/17	Coastal Carolina	0	0	0	0.0	0
9/24	@Liberty	0	0	0	0.0	0
10/8	Tennessee Tech	0	0	0	0.0	0
10/15	Austin Peay					
10/22	@Eastern Kentucky					
10/29	Eastern Illinois					
11/5	@Southeast Missouri					
11/12	@Murray State					
11/19	UT Martin					

WILSON'S 2015 GAME-BY-GAME						
DATE	OPPONENT	REC	YDS	LNG	AVG	TD
9/5/15	@Chattanooga	- DNP -				
9/12/15	@Auburn	- DNP -				
9/19/15	Tennessee State	0	0	0	0.0	0
9/26/15	@UT Martin	0	0	0	0.0	0
10/3/15	Miss. Valley State	1	16	16	16.0	0
10/17/15	@Tennessee Tech	0	0	0	0.0	0
10/24/15	@Austin Peay	1	6	6	6.0	0
10/31/15	Eastern Kentucky	0	0	0	0.0	0
11/7/15	@Eastern Illinois	0	0	0	0.0	0
11/14/15	Southeast Missouri	0	0	0	0.0	0
11/21/15	Murray State	0	0	0	0.0	0
12/5/15	Chattanooga	0	0	0	0.0	0
12/11/15	Charleston Southern	0	0	0	0.0	0
12/19/15	Sam Houston State	0	0	0	0.0	0
1/9/16	North Dakota State	0	0	0	0.0	0

WILSON'S 2014 GAME-BY-GAME						
DATE	OPPONENT	REC	YDS	LNG	AVG	TD
8/29/14	@Michigan State	0	0	0	0.0	-
9/20/14	West Alabama	0	0	0	0.0	-
9/27/14	@Murray State	0	0	0	0.0	-
10/4/14	UT Martin	0	0	0	0.0	-
10/11/14	@Tennessee State	0	0	0	0.0	-
11/1/14	Austin Peay	0	0	0	0.0	-
11/8/14	@Eastern Kentucky	0	0	0	0.0	-
11/15/14	Eastern Illinois	0	0	0	0.0	-
11/22/14	@Southeast Missouri	0	0	0	0.0	-



**MONTY** #49  
**YOUNG** SAF  
 6-4 • 240 • SO.  
 ANNISTON, ALA.  
 SAKS HS

**2016:** Saw action in the season-opening win against North Alabama...turned in three tackles at LSU...recorded a stop versus Coastal Carolina...recorded a pair of tackles at Liberty, including a sack...credited with a pair of tackles in the OVC opener versus Tennessee Tech.

**YOUNG'S CAREER STATS**

TACKLES	G	UA	A	TOTAL	TFL	YDS	PD	FF	FR
2015	11	10	8	18	7.5	26	0	0	1
2016	5	2	5	7	1.0	8	0	0	0
<b>TOTAL</b>	<b>16</b>	<b>12</b>	<b>13</b>	<b>25</b>	<b>8.5</b>	<b>34</b>	<b>0</b>	<b>0</b>	<b>1</b>

**YOUNG'S CAREER HIGH GAME STATS**

	NO.	OPPONENT	DATE
Tackles	3	3x; last at LSU	9/10/16
Tackles for loss	2.0	2x; last at Eastern Illinois	11/7/15
Sacks	1.0	4x; last at Liberty	9/24/16
FR	1	vs. Southeast Missouri	11/14/15

**YOUNG'S 2016 GAME-BY-GAME**

DATE	OPPONENT	UT	AT	TT	TFL-YDS	SCKS-YDS	INT-YDS	BRK
9/1/16	North Alabama	0	0	0	0-0	0-0	0-0	0
9/10/16	@LSU	1	2	3	0-0	0-0	0-0	0
9/17/16	Coastal Carolina	0	1	1	0-0	0-0	0-0	0
9/24/16	@Liberty	1	1	2	1.0-8	0-0	0-0	0
10/8/16	Tennessee Tech	0	2	2	0-0	0-0	0-0	0
10/15/16	Austin Peay							
10/22/16	@Eastern Kentucky							
10/29/16	Eastern Illinois							
11/5/16	@Southeast Missouri							
11/12/16	@Murray State							
11/19/16	UT Martin							

**YOUNG'S 2015 GAME-BY-GAME**

DATE	OPPONENT	UT	AT	TT	TFL-YDS	SCKS-YDS	INT-YDS	BRK
9/5/15	@Chattanooga	-	-	-	-	-	-	-
9/12/15	@Auburn	-	-	-	-	-	-	-
9/19/15	Tennessee State	-	-	-	-	-	-	-
9/26/15	@UT Martin	-	-	-	-	-	-	-
10/3/15	Miss. Valley St.	1	2	3	2.0-6	0-0	0-0	0
10/17/15	@Tennessee Tech	1	1	2	1.0-8	0-0	0-0	0
10/24/15	@Austin Peay	2	0	2	0-0	0-0	0-0	0
10/31/15	Eastern Kentucky	1	1	1	0-0	0-0	0-0	0
11/7/15	@Eastern Illinois	3	0	3	2.0-10	0-0	0-0	0
11/14/15	Southeast Missouri	0	1	1	0-0	0-0	0-0	0
11/21/15	Murray State	1	1	2	1.5-1	0-0	0-0	0
12/5/15	Chattanooga	1	0	1	1.0-1	0-0	0-0	0
12/11/15	Charleston Southern	0	0	0	0-0	0-0	0-0	0
12/19/15	Sam Houston State	1	1	2	0-0	0-0	0-0	0
1/9/16	North Dakota State	0	1	1	0-0	0-0	0-0	0

2016 Jacksonville State Football  
Jacksonville State Game Results (as of Oct 08, 2016)  
All games

Date	Opponent		Score	Overall	Conference	Time	Attend
Sep 1, 2016	NORTH ALABAMA	W	31-12	1-0	0-0	3:03	22116
Sep 10, 2016	at #21 LSU	L	13-34	1-1	0-0	3:14	98389
Sep 17, 2016	#17 COASTAL CAROLINA	W	27-26	2-1	0-0	3:48	18892
09-24-16	at Liberty	W	48-19	3-1	0-0	3:10	15354
* Oct 08, 2016	TENNESSEE TECH	W	40-21	4-1	1-0	3:36	16092

2016 Jacksonville State Football  
 Jacksonville State Overall Team Statistics (as of Oct 08, 2016)  
 All games

Team Statistics	JSU	OPP
SCORING	159	112
Points Per Game	31.8	22.4
Points Off Turnovers	24	10
FIRST DOWNS	111	72
Rushing	60	25
Passing	47	34
Penalty	4	13
RUSHING YARDAGE	1266	444
Yards gained rushing	1398	629
Yards lost rushing	132	185
Rushing Attempts	239	167
Average Per Rush	5.3	2.7
Average Per Game	253.2	88.8
TDs Rushing	14	7
PASSING YARDAGE	1147	907
Comp-Att-Int	81-143-2	70-139-6
Average Per Pass	8.0	6.5
Average Per Catch	14.2	13.0
Average Per Game	229.4	181.4
TDs Passing	6	6
TOTAL OFFENSE	2413	1351
Total Plays	382	306
Average Per Play	6.3	4.4
Average Per Game	482.6	270.2
KICK RETURNS: #-Yards	17-308	25-533
PUNT RETURNS: #-Yards	12-140	9-99
INT RETURNS: #-Yards	6-50	2-49
KICK RETURN AVERAGE	18.1	21.3
PUNT RETURN AVERAGE	11.7	11.0
INT RETURN AVERAGE	8.3	24.5
FUMBLES-LOST	7-3	11-4
PENALTIES-Yards	49-443	18-148
Average Per Game	88.6	29.6
PUNTS-Yards	29-972	38-1597
Average Per Punt	33.5	42.0
Net punt average	29.4	36.8
KICKOFFS-Yards	32-1935	23-1330
Average Per Kick	60.5	57.8
Net kick average	39.9	40.1
TIME OF POSSESSION/Game	32:50	27:10
3RD-DOWN Conversions	28/77	19/71
3rd-Down Pct	36%	27%
4TH-DOWN Conversions	5/10	3/4
4th-Down Pct	50%	75%
SACKS BY-Yards	19-117	11-53
MISC YARDS	0	18
TOUCHDOWNS SCORED	21	14
FIELD GOALS-ATTEMPTS	5-8	4-5
ON-SIDE KICKS	0-0	0-0
RED-ZONE SCORES	(15-19) 79%	(11-13) 85%
RED-ZONE TOUCHDOWNS	(10-19) 53%	(9-13) 69%
PAT-ATTEMPTS	(18-21) 86%	(10-12) 83%
ATTENDANCE	57100	113743
Games/Avg Per Game	3/19033	2/56872
Neutral Site Games		0/0

Score by Quarters	1st	2nd	3rd	4th	OT	Total
Jacksonville State	52	52	21	34	0	159
Opponents	6	49	30	27	0	112

2016 Jacksonville State Football  
 Jacksonville State Overall Individual Statistics (as of Oct 08, 2016)  
 All games

Rushing	gp	att	gain	loss	net	avg	td	lg	avg/g
Eli Jenkins	5	79	557	66	491	6.2	5	76	98.2
Roc Thomas	5	75	397	15	382	5.1	4	57	76.4
Josh Clemons	5	48	222	2	220	4.6	4	28	44.0
Justice Owens	3	6	100	0	100	16.7	1	87	33.3
Tyus Flakes	3	22	100	7	93	4.2	0	18	31.0
Kendrick Doss	2	1	8	0	8	8.0	0	8	4.0
Bryant Horn	5	5	14	6	8	1.6	0	9	1.6
TEAM	4	3	0	36	-36	-12.0	0	0	-9.0
Total	5	239	1398	132	1266	5.3	14	87	253.2
Opponents	5	167	629	185	444	2.7	7	44	88.8

Passing	gp	effic	comp-att-int	pct	yds	td	lg	avg/g
Eli Jenkins	5	130.84	79-141-2	56.0	1107	5	76	221.4
Bryant Horn	5	433.00	2-2-0	100.0	40	1	31	8.0
Total	5	135.07	81-143-2	56.6	1147	6	76	229.4
Opponents	5	110.78	70-139-6	50.4	907	6	72	181.4

Receiving	gp	no.	yds	avg	td	lg	avg/g
Krenwick Sanders	5	13	218	16.8	1	76	43.6
Roc Thomas	5	12	154	12.8	1	51	30.8
Anthony Johnson	4	10	90	9.0	0	19	22.5
Shaq Davidson	5	9	148	16.4	2	69	29.6
Josh Barge	3	9	146	16.2	0	32	48.7
Jamari Hester	5	8	113	14.1	0	35	22.6
Demontez Terry	4	5	113	22.6	2	44	28.2
Kevin Spears	4	5	75	15.0	0	42	18.8
Evan Crossing	1	3	34	11.3	0	21	34.0
Luke Smith	5	3	27	9.0	0	11	5.4
Josh Clemons	5	2	16	8.0	0	12	3.2
Jonathan Curry	4	1	7	7.0	0	7	1.8
Gavin Golsan	5	1	6	6.0	0	6	1.2
Total	5	81	1147	14.2	6	76	229.4
Opponents	5	70	907	13.0	6	72	181.4

Punt Returns	no.	yds	avg	td	lg
Lawon DeBardelaben	7	52	7.4	0	23
Josh Barge	5	88	17.6	1	75
Total	12	140	11.7	1	75
Opponents	9	99	11.0	1	60

Interceptions	no.	yds	avg	td	lg
Marlon Bridges	2	8	4.0	0	8
DaQuan James	1	24	24.0	0	24
Reggie Hall	1	0	0.0	0	0
Jaylen Hill	1	3	3.0	0	3
Delwyn Torbert	1	15	15.0	0	15
Total	6	50	8.3	0	24
Opponents	2	49	24.5	0	40

Kick Returns	no.	yds	avg	td	lg
Reggie Hall	8	144	18.0	0	44
Lawon DeBardelaben	7	129	18.4	0	32
Dorien Dickey	1	15	15.0	0	15
Daniel Byrd	1	20	20.0	0	20
Total	17	308	18.1	0	44
Opponents	25	533	21.3	0	42

Fumble Returns	no.	yds	avg	td	lg
Total	0	0	0.0	0	0
Opponents	0	0	0.0	0	0

2016 Jacksonville State Football  
 Jacksonville State Overall Individual Statistics (as of Oct 08, 2016)  
 All games

Scoring	td	fg	PAT				dpx	saf	pts
			kick	rush	rcv	pass			
Cade Stinnett	-	5-7	16-18	-	-	-	-	-	31
Roc Thomas	5	-	-	-	-	-	-	-	30
Eli Jenkins	5	-	-	-	-	-	-	-	30
Josh Clemons	4	-	-	-	-	-	-	-	24
Demontez Terry	2	-	-	-	-	-	-	-	12
Shaq Davidson	2	-	-	-	-	-	-	-	12
Justice Owens	1	-	-	-	-	-	-	-	6
Krenwick Sanders	1	-	-	-	-	-	-	-	6
Josh Barge	1	-	-	-	-	-	-	-	6
Connor Rouleau	-	0-1	2-3	-	-	-	-	-	2
<b>Total</b>	<b>21</b>	<b>5-8</b>	<b>18-21</b>	<b>-</b>	<b>-</b>	<b>-</b>	<b>-</b>	<b>-</b>	<b>159</b>
<b>Opponents</b>	<b>14</b>	<b>4-5</b>	<b>10-12</b>	<b>0-1</b>	<b>1</b>	<b>1-1</b>	<b>-</b>	<b>2</b>	<b>112</b>

Total Offense	g	plays	rush	pass	total	avg/g
Eli Jenkins	5	220	491	1107	1598	319.6
Roc Thomas	5	75	382	0	382	76.4
Josh Clemons	5	48	220	0	220	44.0
Justice Owens	3	6	100	0	100	33.3
Tyus Flakes	3	22	93	0	93	31.0
Bryant Horn	5	7	8	40	48	9.6
Kendrick Doss	2	1	8	0	8	4.0
<b>TEAM</b>	<b>4</b>	<b>3</b>	<b>-36</b>	<b>0</b>	<b>-36</b>	<b>-9.0</b>
<b>Total</b>	<b>5</b>	<b>382</b>	<b>1266</b>	<b>1147</b>	<b>2413</b>	<b>482.6</b>
<b>Opponents</b>	<b>5</b>	<b>306</b>	<b>444</b>	<b>907</b>	<b>1351</b>	<b>270.2</b>

Field Goals	fg	pct.	01-19	20-29	30-39	40-49	50-99	lg	blk
Cade Stinnett	5-7	71.4	0-0	1-2	4-4	0-1	0-0	39	1
Connor Rouleau	0-1	0.0	0-0	0-1	0-0	0-0	0-0	0	0

FG Sequence	Jacksonville State	Opponents
North Alabama	(23)	(47),(24)
LSU	(30),(33)	-
Coastal Carolina	41	(49),51
Liberty	-	(31)
Tennessee Tech	(38),(39),27,23	-

Numbers in (parentheses) indicate field goal was made.

Punting	no.	yds	avg	lg	tb	fc	i20	50+	blk
Dean Kelly	26	927	35.7	56	1	5	9	2	1
Cade Stinnett	1	30	30.0	30	0	1	0	0	0
<b>TEAM</b>	<b>1</b>	<b>0</b>	<b>0.0</b>	<b>0</b>	<b>0</b>	<b>0</b>	<b>0</b>	<b>0</b>	<b>0</b>
Eli Jenkins	1	15	15.0	15	0	0	0	0	0
<b>Total</b>	<b>29</b>	<b>972</b>	<b>33.5</b>	<b>56</b>	<b>1</b>	<b>6</b>	<b>9</b>	<b>2</b>	<b>1</b>
<b>Opponents</b>	<b>38</b>	<b>1597</b>	<b>42.0</b>	<b>66</b>	<b>3</b>	<b>13</b>	<b>11</b>	<b>6</b>	<b>0</b>

Kickoffs	no.	yds	avg	tb	ob	retn	net	ydln
Connor Rouleau	18	1062	59.0	5	1			
Nate Craft	14	873	62.4	0	0			
<b>Total</b>	<b>32</b>	<b>1935</b>	<b>60.5</b>	<b>5</b>	<b>1</b>	<b>21.3</b>	<b>39.9</b>	<b>25</b>
<b>Opponents</b>	<b>23</b>	<b>1330</b>	<b>57.8</b>	<b>4</b>	<b>1</b>	<b>18.1</b>	<b>40.1</b>	<b>24</b>

2016 Jacksonville State Football  
 Jacksonville State Overall Individual Statistics (as of Oct 08, 2016)  
 All games

All Purpose	g	rush	rcv	pr	kr	ir	total	avg/g
Roc Thomas	5	382	154	0	0	0	536	107.2
Eli Jenkins	5	491	0	0	0	0	491	98.2
Josh Clemons	5	220	16	0	0	0	236	47.2
Josh Barge	3	0	146	88	0	0	234	78.0
Krenwick Sande	5	0	218	0	0	0	218	43.6
Lawon DeBardel	3	0	0	52	129	0	181	60.3
Shaq Davidson	5	0	148	0	0	0	148	29.6
Reggie Hall	5	0	0	0	144	0	144	28.8
Demontez Terry	4	0	113	0	0	0	113	28.2
Jamari Hester	5	0	113	0	0	0	113	22.6
Justice Owens	3	100	0	0	0	0	100	33.3
Tyus Flakes	3	93	0	0	0	0	93	31.0
Anthony Johnso	4	0	90	0	0	0	90	22.5
Kevin Spears	4	0	75	0	0	0	75	18.8
Evan Crossing	1	0	34	0	0	0	34	34.0
Luke Smith	5	0	27	0	0	0	27	5.4
DaQuan James	4	0	0	0	0	24	24	6.0
Daniel Byrd	5	0	0	0	20	0	20	4.0
Delwyn Torbert	5	0	0	0	0	15	15	3.0
Dorien Dickey	3	0	0	0	15	0	15	5.0
Kendrick Doss	2	8	0	0	0	0	8	4.0
Bryant Horn	5	8	0	0	0	0	8	1.6
Marlon Bridges	5	0	0	0	0	8	8	1.6
Jonathan Curry	4	0	7	0	0	0	7	1.8
Gavin Golsan	5	0	6	0	0	0	6	1.2
Jaylen Hill	5	0	0	0	0	3	3	0.6
TEAM	4	-36	0	0	0	0	-36	-9.0
Total	5	1266	1147	140	308	50	2911	582.2
Opponents	5	444	907	99	533	49	2032	406.4

2016 Jacksonville State Football  
 Jacksonville State Overall Defensive Statistics (as of Oct 08, 2016)  
 All games

#	Defensive Leaders	gp	Tackles				tfl/yds	Sacks no-yds	Pass defense			Fumbles		blkd	
			ua	a	tot				int-yds	brup	qbh	rcv-yds	ff	kick	saf
43	Marlon Bridges	5	18	16	34	1.5-5	.	2-8	3	.	.	3	.	.	
5D	Siran Neal	5	13	17	30	6.0-21	0.5-4	.	1	.	.	1	.	.	
3D	Joel McCandless	5	11	18	29	4.0-9	1.0-4	.	1	.	.	.	.	.	
8	Ra'Shad Green	5	10	11	21	0.5-1	.	.	1	.	.	.	.	.	
40	Darius Jackson	5	11	7	18	8.5-44	6.0-38	.	1	2	1-0	1	.	.	
35	Quan Stoudemire	5	3	14	17	2.0-10	1.0-9	.	.	3	.	.	.	.	
2T	Delwyn Torbert	5	8	9	17	1.0-4	1.0-4	1-15	1	.	.	.	.	.	
17	Pat Porter	5	7	7	14	.	.	.	.	.	.	.	.	.	
34	JaJuan Lee	5	7	7	14	1.0-8	1.0-8	.	.	1	.	.	.	.	
93	Randy Robinson	5	2	10	12	3.5-22	2.5-19	.	1	2	1-0	.	.	.	
99	Montrez Lang	5	4	6	10	1.0-5	.	.	.	1	.	.	.	.	
2D	Daniel Byrd	5	5	5	10	.	.	.	.	.	.	.	.	.	
10	DaQuan James	4	6	3	9	.	.	1-24	2	.	.	.	.	.	
11	Jaylen Hill	5	7	2	9	1.0-6	.	1-3	4	.	.	.	.	.	
48	Joseph Roberts	5	1	7	8	1.5-5	0.5-2	.	.	1	.	.	.	.	
1D	Al Harris, Jr.	5	6	2	8	.	.	.	4	.	.	.	.	.	
49	Monty Young	5	2	5	7	1.0-8	1.0-8	.	.	.	.	.	.	.	
6D	Reggie Hall	5	4	3	7	1.0-2	.	1-0	1	1	.	.	.	.	
42	Jalen Choice	5	3	4	7	1.0-3	.	.	.	.	.	.	.	.	
26	Selwyn Torbert	5	3	3	6	1.0-2	.	.	.	.	1-0	.	.	.	
41	Dalton Campbell	5	1	5	6	0.5-4	0.5-4	.	.	.	.	.	.	.	
97	Gerald Sterling	5	.	6	6	0.5-2	0.5-2	.	.	.	.	.	.	.	
25	EJ Moss	5	2	3	5	2.5-9	0.5-3	.	.	1	.	.	.	.	
14	Bryant Horn	5	1	3	4	.	.	.	.	.	.	.	.	.	
4D	J. Thomas-Thornton	5	1	3	4	.	.	.	.	1	1-0	.	.	.	
92	Desmond Owino	4	1	3	4	1.0-2	1.0-2	.	1	.	.	.	1	.	
36	Tra Tra Williams	5	1	2	3	.	.	.	1	.	.	.	.	.	
91	Elijah Goodman	4	1	2	3	.	.	.	.	.	.	.	.	.	
9D	Regie Meant	2	.	3	3	1.0-5	1.0-5	.	.	.	.	.	.	.	
13	Thaddeus Philyaw	5	1	2	3	.	.	.	.	.	.	.	.	.	
53	Skyler Essman	2	1	2	3	.	.	.	.	.	.	.	.	.	
29	Jonathan Hagler	5	1	1	2	.	.	.	.	.	.	.	.	.	
83	Brandon Wilson	4	1	1	2	.	.	.	.	.	.	.	.	.	
24	Lawon DeBardelaben	3	.	2	2	.	.	.	.	.	.	.	.	.	
51	David Segers	5	.	1	1	.	.	.	.	.	.	.	.	.	
47	Josh Brady	5	1	.	1	.	.	.	.	.	.	.	.	.	
94	Ford Alexander	1	1	.	1	.	.	.	.	.	.	.	.	.	
52	Emmanuel Fennell	2	.	1	1	.	.	.	.	.	.	.	.	.	
77	Dylan Cline	5	.	1	1	.	.	.	.	.	.	.	.	.	
58	Nick Johnson	5	.	1	1	.	.	.	.	.	.	.	.	.	
90	Anthony Johnson	4	.	1	1	.	.	.	.	.	.	.	.	.	
30	Justice Owens	3	1	.	1	.	.	.	.	.	.	.	.	.	
88	Nate Craft	4	1	.	1	.	.	.	.	.	.	.	.	.	
60	Roc Thomas	5	.	1	1	.	.	.	.	.	.	.	.	.	
Total		5	147	200	347	41-177	19-117	6-50	22	13	4-0	5	1	.	
Opponents		5	210	222	432	32-103	11-53	2-49	21	3	3-0	3	2	2	

2016 Jacksonville State Football  
 Jacksonville State Team Game-by-Game (as of Oct 08, 2016)  
 All games

TEAM STATISTICS

Date	Opponent	Rushing				Receiving				Passing				Kick Returns				Punt Returns				tot off
		no.	yds	td	lg	no.	yds	td	lg	cmp-att-int	yds	td	lg	no.	yds	td	lg	no.	yds	td	lg	
Sep 1	NORTH ALABAMA	51	272	4	47	20	230	0	38	20-34-0	230	0	38	3	77	0	32	3	29	0	23	502
Sep 10	at LSU	34	120	0	35	17	248	1	76	17-35-1	248	1	76	5	64	0	20	1	5	0	5	368
Sep 17	COASTAL CAROLINA	53	286	2	45	18	248	2	44	18-34-0	248	2	44	5	99	0	44	3	18	0	9	534
09-24-16	at Liberty	46	339	4	87	14	224	2	69	14-22-1	224	2	69	3	48	0	18	3	83	1	75	563
Oct 08	TENNESSEE TECH	55	249	4	26	12	197	1	42	12-18-0	197	1	42	1	20	0	20	2	5	0	5	446
		239	1266	14	87	81	1147	6	76	81-143-2	1147	6	76	17	308	0	44	12	140	1	75	2413
Opponents		167	444	7	44	70	907	6	72	70-139-6	907	6	72	25	533	0	42	9	99	1	60	1351

Games: 5 • Avg/rush: 5.3 • Avg/catch: 14.2 • Pass effic: 135.07 • KR avg: 18.1 • PR avg: 11.7 • All purpose avg/game: 582.2 • Total offense avg/gm: 482.6

Date	Opponent	Tackles				Sacks no-yds	Fumble		Pass Defense			blkd kick	PAT Attempts			off					
		ua	a	total	tfl-yds		ff	fr-yds	int-yds	qbh	brup		kick	rush	rcv	saf	t/o	pts			
Sep 1	NORTH ALABAMA	27	42	69	9.0-36	5.0-20	1	0-0	0-0	2	5	0	4-4	0	0	0	0	0	0	0	31
Sep 10	at LSU	18	58	76	6.0-15	1.0-6	1	1-0	1-0	0	4	1	1-1	0	0	0	0	0	0	0	13
Sep 17	COASTAL CAROLINA	34	40	74	10.0-38	4.0-21	2	1-0	0-0	3	5	0	3-4	0	0	0	0	0	0	0	27
09-24-1	at Liberty	37	28	65	11.0-58	6.0-44	0	0-0	2-32	1	6	0	6-7	0	0	0	0	0	0	7	48
Oct 08	TENNESSEE TECH	31	32	63	5.0-30	3.0-21	1	2-0	3-18	7	2	0	4-5	0	0	0	0	0	17	40	
		147	200	347	41.0-177	18.0-112	5	4-0	6-50	13	22	1	18-21	0	0	0	0	24	159		
Opponents		210	222	432	32.0-103	11.0-53	3	3-0	2-49	3	21	2	10-12	0	1	2	10	112			

Date	Opponent	Punting								Field Goals			Kickoffs					
		no.	yds	avg	long	blkd	tb	fc	50+	i20	md-att	long	blkd	no.	yds	avg	tb	ob
Sep 1	NORTH ALABAMA	5	167	33.4	49	0	0	1	0	2	1-1	23	0	6	400	66.7	1	0
Sep 10	at LSU	6	211	35.2	46	0	0	0	0	1	2-2	33	0	4	185	46.2	0	0
Sep 17	COASTAL CAROLINA	9	252	28.0	47	1	1	2	0	1	0-1	0	1	6	362	60.3	1	0
09-24-1	at Liberty	6	221	36.8	52	0	0	2	1	4	0-0	0	0	9	552	61.3	3	0
Oct 08	TENNESSEE TECH	3	121	40.3	56	0	0	1	1	1	2-4	39	0	7	436	62.3	0	1
		29	972	33.5	56	1	1	6	2	9	5-8	39	1	32	1935	60.5	5	1
Opponents		38	1597	42.0	66	0	3	13	6	11	4-5	49	0	23	1330	57.8	4	1

2016 Jacksonville State Football  
 Jacksonville State Opponent Game-by-Game (as of Oct 08, 2016)  
 All games

OPPONENT STATISTICS

Date	Opponent	Rushing				Receiving				Passing				Kick Returns				Punt Returns				tot off
		no.	yds	td	lg	no.	yds	td	lg	cmp-att-int	yds	td	lg	no.	yds	td	lg	no.	yds	td	lg	
Sep 1	NORTH ALABAMA	32	52	0	19	14	170	1	29	14-24-0	170	1	29	5	113	0	31	2	3	0	2	222
Sep 10	at LSU	37	244	3	44	8	127	1	46	8-19-1	127	1	46	4	64	0	40	3	59	1	60	371
Sep 17	COASTAL CAROLINA	35	42	1	19	17	306	2	72	17-31-0	306	2	72	5	88	0	24	3	37	0	10	348
09-24-16	at Liberty	36	44	1	16	12	137	1	59	12-33-2	137	1	59	5	118	0	27	0	0	0	0	181
Oct 08	TENNESSEE TECH	27	62	2	15	19	167	1	30	19-32-3	167	1	30	6	150	0	42	1	0	0	0	229
Jacksonville State		167	444	7	44	70	907	6	72	70-139-6	907	6	72	25	533	0	42	9	99	1	60	1351
Jacksonville State		239	1266	14	87	81	1147	6	76	81-143-2	1147	6	76	17	308	0	44	12	140	1	75	2413

Games: 5 • Avg/rush: 2.7 • Avg/catch: 13.0 • Pass effic: 110.78 • KR avg: 21.3 • PR avg: 11.0 • All purpose avg/game: 406.4 • Total offense avg/gm: 270.2

Date	Opponent	Tackles				Sacks no-yds	Fumble		Pass Defense			blkd kick	PAT Attempts			off					
		ua	a	total	tfl-yds		ff	fr-yds	int-yds	qbh	brup		kick	rush	rcv	saf	t/o	pts			
Sep 1	NORTH ALABAMA	45	52	97	3.0-6	0.0-0	0	1-0	0-0	0	5	0	0-1	0	0	0	0	0	0	0	12
Sep 10	at LSU	28	54	82	5.0-16	3.0-14	0	0-0	1-40	2	4	0	4-5	0	0	0	0	0	7	34	
Sep 17	COASTAL CAROLINA	55	38	93	9.0-36	2.0-17	1	1-0	0-0	0	8	2	1-1	0	1	1	0	0	0	26	
09-24-1	at Liberty	34	44	78	10.0-28	3.0-9	1	1-0	1-9	1	2	0	2-2	0	0	1	3	19			
Oct 08	TENNESSEE TECH	48	34	82	5.0-17	3.0-13	1	0-0	0-0	0	2	0	3-3	0	0	0	0	0	0	21	
Jacksonville State		210	222	432	32.0-103	11.0-53	3	3-0	2-49	3	21	2	10-12	0	1	2	10	112			
Jacksonville State		147	200	347	41.0-177	18.0-112	5	4-0	6-50	13	22	1	18-21	0	0	0	24	159			

Date	Opponent	Punting								Field Goals			Kickoffs					
		no.	yds	avg	long	blkd	tb	fc	50+	i20	md-att	long	blkd	no.	yds	avg	tb	ob
Sep 1	NORTH ALABAMA	9	338	37.6	54	0	1	3	2	3	2-2	47	0	4	258	64.5	1	0
Sep 10	at LSU	4	163	40.8	46	0	0	3	0	1	0-0	0	0	6	362	60.3	1	0
Sep 17	COASTAL CAROLINA	8	344	43.0	48	0	1	3	0	3	1-2	49	0	5	319	63.8	0	0
09-24-1	at Liberty	12	520	43.3	59	0	1	4	2	2	1-1	31	0	4	254	63.5	1	0
Oct 08	TENNESSEE TECH	5	232	46.4	66	0	0	0	2	2	0-0	0	0	4	137	34.2	1	1
Jacksonville State		38	1597	42.0	66	0	3	13	6	11	4-5	49	0	23	1330	57.8	4	1
Jacksonville State		29	972	33.5	56	1	1	6	2	9	5-8	39	1	32	1935	60.5	5	1

2016 Jacksonville State Football  
 Jacksonville State Game Superlatives (as of Oct 08, 2016)  
 All games

INDIVIDUAL GAME HIGHS

Rushes	25	Roc Thomas vs Coastal Carolina (Sep 17, 2016)
Yards Rushing	144	Roc Thomas vs Coastal Carolina (Sep 17, 2016)
TD Rushes	3	Roc Thomas vs North Alabama (Sep 1, 2016)
	3	Josh Clemons vs Tennessee Tech (Oct 08, 2016)
Long Rush	87	Justice Owens at Liberty (09-24-16)
Pass attempts	35	Eli Jenkins at LSU (Sep 10, 2016)
Pass completions	20	Eli Jenkins vs North Alabama (Sep 1, 2016)
Yards Passing	248	Eli Jenkins at LSU (Sep 10, 2016)
	248	Eli Jenkins vs Coastal Carolina (Sep 17, 2016)
TD Passes	2	Eli Jenkins vs Coastal Carolina (Sep 17, 2016)
	2	Eli Jenkins at Liberty (09-24-16)
Long Pass	76	Eli Jenkins at LSU (Sep 10, 2016)
Receptions	5	Krenwick Sanders vs Coastal Carolina (Sep 17, 2016)
Yards Receiving	84	Demontez Terry vs Coastal Carolina (Sep 17, 2016)
TD Receptions	2	Demontez Terry vs Coastal Carolina (Sep 17, 2016)
Long Reception	76	Krenwick Sanders at LSU (Sep 10, 2016)
Field Goals	2	Cade Stinnett at LSU (Sep 10, 2016)
	2	Cade Stinnett vs Tennessee Tech (Oct 08, 2016)
Long Field Goal	39	Cade Stinnett vs Tennessee Tech (Oct 08, 2016)
Punts	8	Dean Kelly vs Coastal Carolina (Sep 17, 2016)
Punting Avg	45.5	Dean Kelly vs Tennessee Tech (Oct 08, 2016)
Long Punt	56	Dean Kelly vs Tennessee Tech (Oct 08, 2016)
Punts inside 20	4	Dean Kelly at Liberty (09-24-16)
Long Punt Return	75	Josh Barge at Liberty (09-24-16)
Long Kickoff Return	44	Reggie Hall vs Coastal Carolina (Sep 17, 2016)
Tackles	11	Marlon Bridges at LSU (Sep 10, 2016)
Sacks	2.0	Darius Jackson vs Coastal Carolina (Sep 17, 2016)
	2.0	Darius Jackson at Liberty (09-24-16)
Tackles For Loss	2.5	EJ Moss vs Coastal Carolina (Sep 17, 2016)
	2.5	Darius Jackson vs Coastal Carolina (Sep 17, 2016)
Interceptions	1	Reggie Hall at LSU (Sep 10, 2016)
	1	DaQuan James at Liberty (09-24-16)
	1	Marlon Bridges at Liberty (09-24-16)
	1	Delwyn Torbert vs Tennessee Tech (Oct 08, 2016)
	1	Jaylen Hill vs Tennessee Tech (Oct 08, 2016)
	1	Marlon Bridges vs Tennessee Tech (Oct 08, 2016)

2016 Jacksonville State Football  
 Jacksonville State Game Superlatives (as of Oct 08, 2016)  
 All games

TEAM GAME HIGHS

Rushes	55	vs Tennessee Tech (Oct 08, 2016)
Yards Rushing	339	at Liberty (09-24-16)
Yards Per Rush	7.4	at Liberty (09-24-16)
TD Rushes	4	vs North Alabama (Sep 1, 2016)
	4	at Liberty (09-24-16)
	4	vs Tennessee Tech (Oct 08, 2016)
Pass attempts	35	at LSU (Sep 10, 2016)
Pass completions	20	vs North Alabama (Sep 1, 2016)
Yards Passing	248	at LSU (Sep 10, 2016)
	248	vs Coastal Carolina (Sep 17, 2016)
Yards Per Pass	10.9	vs Tennessee Tech (Oct 08, 2016)
TD Passes	2	vs Coastal Carolina (Sep 17, 2016)
	2	at Liberty (09-24-16)
Total Plays	87	vs Coastal Carolina (Sep 17, 2016)
Total Offense	563	at Liberty (09-24-16)
Yards Per Play	8.3	at Liberty (09-24-16)
Points	48	at Liberty (09-24-16)
Sacks By	6	at Liberty (09-24-16)
First Downs	30	vs Coastal Carolina (Sep 17, 2016)
Penalties	12	vs North Alabama (Sep 1, 2016)
Penalty Yards	112	at Liberty (09-24-16)
Turnovers	2	at Liberty (09-24-16)
Interceptions By	3	vs Tennessee Tech (Oct 08, 2016)
Punts	9	vs Coastal Carolina (Sep 17, 2016)
Punting Avg	40.3	vs Tennessee Tech (Oct 08, 2016)
Long Punt	56	vs Tennessee Tech (Oct 08, 2016)
Punts inside 20	4	at Liberty (09-24-16)
Long Punt Return	75	at Liberty (09-24-16)

2016 Jacksonville State Football  
 Jacksonville State Game Superlatives (as of Oct 08, 2016)  
 All games

OPPONENT INDIVIDUAL GAME HIGHS

Rushes	23	Jacob Tucker, vs North Alabama (Sep 1, 2016)
Yards Rushing	155	Derrius Guice, at LSU (Sep 10, 2016)
TD Rushes	2	Birdsong, Micha, vs Tennessee Tech (Oct 08, 2016)
Long Rush	44	Derrius Guice, at LSU (Sep 10, 2016)
Pass attempts	32	Birdsong, Micha, vs Tennessee Tech (Oct 08, 2016)
Pass completions	19	Birdsong, Micha, vs Tennessee Tech (Oct 08, 2016)
Yards Passing	170	Jacob Tucker, vs North Alabama (Sep 1, 2016)
TD Passes	1	Jacob Tucker, vs North Alabama (Sep 1, 2016)
	1	Danny Etling, at LSU (Sep 10, 2016)
	1	Keane, Tyler, vs Coastal Carolina (Sep 17, 2016)
	1	Stilley, Josh, vs Coastal Carolina (Sep 17, 2016)
	1	CALVERT, S., at Liberty (09-24-16)
	1	Birdsong, Micha, vs Tennessee Tech (Oct 08, 2016)
Long Pass	72	Stilley, Josh, vs Coastal Carolina (Sep 17, 2016)
Receptions	7	Byrd, Dontez, vs Tennessee Tech (Oct 08, 2016)
Yards Receiving	140	Mapp, Bruce, vs Coastal Carolina (Sep 17, 2016)
TD Receptions	1	Julius Jones, vs North Alabama (Sep 1, 2016)
	1	DeSean Smith, at LSU (Sep 10, 2016)
	1	Mapp, Bruce, vs Coastal Carolina (Sep 17, 2016)
	1	Brown, Laquay, vs Coastal Carolina (Sep 17, 2016)
	1	SHELLS, D., at Liberty (09-24-16)
	1	Byrd, Dontez, vs Tennessee Tech (Oct 08, 2016)
Long Reception	72	Mapp, Bruce, vs Coastal Carolina (Sep 17, 2016)
Field Goals	2	Kevin Henke, vs North Alabama (Sep 1, 2016)
Long Field Goal	49	Granger, Ryan, vs Coastal Carolina (Sep 17, 2016)
Punts	12	TURNER, T., at Liberty (09-24-16)
Punting Avg	46.4	Madonia, Nick, vs Tennessee Tech (Oct 08, 2016)
Long Punt	66	Madonia, Nick, vs Tennessee Tech (Oct 08, 2016)
Punts inside 20	3	Jeb Millender, vs North Alabama (Sep 1, 2016)
	3	Rabon, Evan, vs Coastal Carolina (Sep 17, 2016)
Long Punt Return	60	T. White, at LSU (Sep 10, 2016)
Long Kickoff Return	42	Byrd, Dontez, vs Tennessee Tech (Oct 08, 2016)
Tackles	13	Darius Wright, vs North Alabama (Sep 1, 2016)
Sacks	2.0	GREENE, J., at Liberty (09-24-16)
	2.0	Collins, Tim, vs Tennessee Tech (Oct 08, 2016)
Tackles For Loss	3.0	Collins, Tim, vs Tennessee Tech (Oct 08, 2016)
Interceptions	1	Donte Jackson, at LSU (Sep 10, 2016)
	1	HOLLOWAY, T., at Liberty (09-24-16)

2016 Jacksonville State Football  
 Jacksonville State Game Superlatives (as of Oct 08, 2016)  
 All games

OPPONENT TEAM GAME HIGHS

Rushes	37	at LSU (Sep 10, 2016)
Yards Rushing	244	at LSU (Sep 10, 2016)
Yards Per Rush	6.6	at LSU (Sep 10, 2016)
TD Rushes	3	at LSU (Sep 10, 2016)
Pass attempts	33	at Liberty (09-24-16)
Pass completions	19	vs Tennessee Tech (Oct 08, 2016)
Yards Passing	306	vs Coastal Carolina (Sep 17, 2016)
Yards Per Pass	9.9	vs Coastal Carolina (Sep 17, 2016)
TD Passes	2	vs Coastal Carolina (Sep 17, 2016)
Total Plays	69	at Liberty (09-24-16)
Total Offense	371	at LSU (Sep 10, 2016)
Yards Per Play	6.6	at LSU (Sep 10, 2016)
Points	34	at LSU (Sep 10, 2016)
Sacks By	3	at LSU (Sep 10, 2016)
	3	at Liberty (09-24-16)
	3	vs Tennessee Tech (Oct 08, 2016)
First Downs	18	at LSU (Sep 10, 2016)
Penalties	6	vs Tennessee Tech (Oct 08, 2016)
Penalty Yards	50	vs Coastal Carolina (Sep 17, 2016)
Turnovers	5	vs Tennessee Tech (Oct 08, 2016)
Interceptions By	1	at LSU (Sep 10, 2016)
	1	at Liberty (09-24-16)
Punts	12	at Liberty (09-24-16)
Punting Avg	46.4	vs Tennessee Tech (Oct 08, 2016)
Long Punt	66	vs Tennessee Tech (Oct 08, 2016)
Punts inside 20	3	vs North Alabama (Sep 1, 2016)
	3	vs Coastal Carolina (Sep 17, 2016)
Long Punt Return	60	at LSU (Sep 10, 2016)

2016 Jacksonville State Football  
 Jacksonville State Red-Zone Results (as of Oct 08, 2016)  
 All games

Jacksonville State Inside Opponent Red-Zone

Date	Opponent	Score	Times In RZ	Times Scored	Total Pts	TDs	Rush TDs	Pass TDs	FGs Made	Failed to score inside RZ						
										FGA	Down	Int	Fumb	Half	Game	
Sep 1, 2016	NORTH ALABAMA	W 31-12	5	4	24	3	3	0	1	0	0	0	0	0	1	0
Sep 10, 2016	at LSU	L 13-34	2	2	6	0	0	0	2	0	0	0	0	0	0	0
Sep 17, 2016	COASTAL CAROLINA	W 27-26	2	2	13	2	2	0	0	0	0	0	0	0	0	0
09-24-16	at Liberty	W 48-19	2	2	14	2	2	0	0	0	0	0	0	0	0	0
Oct 08, 2016	TENNESSEE TECH	W 40-21	8	5	26	3	3	0	2	2	1	0	0	0	0	0
Totals			19	15	83	10	10	0	5	2	1	0	0	1	0	
15 of 19 (78.9%)																

Opponents Inside Jacksonville State Red-Zone

Date	Opponent	Score	Times In RZ	Times Scored	Total Pts	TDs	Rush TDs	Pass TDs	FGs Made	Failed to score inside RZ						
										FGA	Down	Int	Fumb	Half	Game	
Sep 1, 2016	NORTH ALABAMA	W 31-12	2	2	9	1	0	1	1	0	0	0	0	0	0	0
Sep 10, 2016	at LSU	L 13-34	4	3	21	3	3	0	0	0	0	0	0	1	0	0
Sep 17, 2016	COASTAL CAROLINA	W 27-26	3	2	14	2	1	1	0	0	1	0	0	0	0	0
09-24-16	at Liberty	W 48-19	2	2	10	1	1	0	1	0	0	0	0	0	0	0
Oct 08, 2016	TENNESSEE TECH	W 40-21	2	2	14	2	2	0	0	0	0	0	0	0	0	0
Totals			13	11	68	9	7	2	2	0	1	0	0	1	0	
11 of 13 (84.6%)																

2016 Jacksonville State Football  
Jacksonville State Individual Season/Career Statistics (as of Oct 08, 2016)  
All games

SEASON						CAREER					
Punt Returns	no.	yds	avg	td	lg	no.	yds	avg	td	lg	
Lawon DeBardelaben	7	52	7.4	0	23	8	58	7.2	0	23	
Josh Barge	5	88	17.6	1	75	41	391	9.5	1	75	
Total	12	140	11.7	1	75						
Opponents	9	99	11.0	1	60						

SEASON						CAREER					
Kick Returns	no.	yds	avg	td	lg	no.	yds	avg	td	lg	
Reggie Hall	8	144	18.0	0	44	19	400	21.1	0	44	
Lawon DeBardelaben	7	129	18.4	0	32	25	539	21.6	0	37	
Dorien Dickey	1	15	15.0	0	15	1	15	15.0	0	15	
Daniel Byrd	1	20	20.0	0	20	1	20	20.0	0	20	
Total	17	308	18.1	0	44						
Opponents	25	533	21.3	0	42						

SEASON						CAREER					
Interceptions	no.	yds	avg	td	lg	no.	yds	avg	td	lg	
Marlon Bridges	2	8	4.0	0	8	2	8	4.0	0	8	
Reggie Hall	1	0	0.0	0	0	1	0	0.0	0	0	
Delwyn Torbert	1	15	15.0	0	15	1	15	15.0	0	15	
DaQuan James	1	24	24.0	0	24	1	24	24.0	0	24	
Jaylen Hill	1	3	3.0	0	3	8	78	9.8	0	45	
Total	6	50	8.3	0	24						
Opponents	2	49	24.5	0	40						

SEASON						CAREER					
Fumble Returns	no.	yds	avg	td	lg	no.	yds	avg	td	lg	
Total	0	0	0.0	0	0						
Opponents	0	0	0.0	0	0						

All Purpose	g	rush	rcv	pr	kr	ir	total	avg/g	g	rush	rcv	pr	kr	ir	total	avg/g
Roc Thomas	5	382	154	0	0	0	536	107.2	5	382	154	0	0	0	536	107.2
Eli Jenkins	5	491	0	0	0	0	491	98.2	46	3303	32	0	0	0	3335	72.5
Josh Clemons	5	220	16	0	0	0	236	47.2	12	625	37	0	0	0	662	55.2
Josh Barge	3	0	146	88	0	0	234	78.0	45	2	3095	391	2	0	3490	77.6
Krenwick Sander	5	0	218	0	0	0	218	43.6	5	0	218	0	0	0	218	43.6
Lawon DeBardel	3	0	0	52	129	0	181	60.3	28	0	0	58	539	-2	595	21.2
Shaq Davidson	5	0	148	0	0	0	148	29.6	5	0	148	0	0	0	148	29.6
Reggie Hall	5	0	0	0	144	0	144	28.8	23	0	0	0	400	0	400	17.4
Demontez Terry	4	0	113	0	0	0	113	28.2	4	0	113	0	0	0	113	28.2
Jamari Hester	5	0	113	0	0	0	113	22.6	5	0	113	0	0	0	113	22.6
Justice Owens	3	100	0	0	0	0	100	33.3	3	100	0	0	0	0	100	33.3
Tyus Flakes	3	93	0	0	0	0	93	31.0	3	93	0	0	0	0	93	31.0
Anthony Johnson	4	0	90	0	0	0	90	22.5	45	0	977	0	0	0	977	21.7
Kevin Spears	4	0	75	0	0	0	75	18.8	4	0	75	0	0	0	75	18.8
Evan Crossing	1	0	34	0	0	0	34	34.0	1	0	34	0	0	0	34	34.0
Luke Smith	5	0	27	0	0	0	27	5.4	41	0	166	0	6	0	172	4.2
DaQuan James	4	0	0	0	0	24	24	6.0	15	0	0	0	0	24	24	1.6
Daniel Byrd	5	0	0	0	20	0	20	4.0	5	0	0	0	20	0	20	4.0
Delwyn Torbert	5	0	0	0	0	15	15	3.0	5	0	0	0	0	15	15	3.0
Dorien Dickey	3	0	0	0	15	0	15	5.0	3	0	0	0	15	0	15	5.0
Kendrick Doss	2	8	0	0	0	0	8	4.0	2	8	0	0	0	0	8	4.0
Bryant Horn	5	8	0	0	0	0	8	1.6	18	8	0	0	6	0	14	0.8
Marlon Bridges	5	0	0	0	0	8	8	1.6	5	0	0	0	0	8	8	1.6
Jonathan Curry	4	0	7	0	0	0	7	1.8	4	0	7	0	0	0	7	1.8
Gavin Golsan	5	0	6	0	0	0	6	1.2	5	0	6	0	0	0	6	1.2
Jaylen Hill	5	0	0	0	0	3	3	0.6	41	0	0	0	0	78	78	1.9
TEAM	4	-36	0	0	0	0	-36	-9.0								
Total	5	1266	1147	140	308	50	2911	582.2								
Opponents	5	444	907	99	533	49	2032	406.4								

SEASON					CAREER				
Field Goals	att	good	long	blkd	att	good	long	blkd	
Cade Stinnett	7	5	39	1	8	6	39	1	
Connor Rouleau	1	0	0	0	45	28	48	1	
Total	8	5	39	1					
Opponents	5	4	49	0					



