

# JAMES MADISON

## F O O T B A L L

James Madison



### JMU 2025 SCHEDULE

Date	Opponent	Result
Aug. 30	WEBER STATE	W, 45-10
Sept. 5	at Louisville	L, 14-28
Sept. 20	at Liberty	W, 30-13
Sept. 27	GEORGIA SOUTHERN *	1:30 PM
Oct. 4	at Georgia State *	3:30 PM
Oct. 11	LOUISIANA *	TBA
Oct. 18	OLD DOMINION *	TBA
Oct. 28	at Texas State *	8 PM
Nov. 8	at Marshall *	TBA
Nov. 15	APP STATE *	TBA
Nov. 22	WASHINGTON STATE	TBA
Nov. 29	at Coastal Carolina *	TBA

Home games in **BOLD CAPS**

All game times listed ET

\* - Sun Belt Game

### HOW TO FOLLOW GAME #4

#### TV: ESPN+

#### Online: Watch ESPN / ESPN App

- Play-by-Play .....Curt Dudley
- Analyst .....Delvin Joyce
- Sideline.....David Hulvey

#### Morris Insurance & Financial JMU Radio Network

Locally: **WSVA 550 AM | 92.1 FM**

Online: **WSVAOnline.com**

#### Mobile: Varsity Network App

- Play-by-Play .....Dave Riggert
- Analyst .....Que Reid
- Analyst .....Cole Potts

#### Live Stats

- Statbroadcast .....jmu.statb.us

### JMU Football Communications

#### Chris Brooks

Email: [brookscp@jmu.edu](mailto:brookscp@jmu.edu)

Twitter: @CBrooksSID

#### Meghan Kalenborn

Email: [kalenbmm@jmu.edu](mailto:kalenbmm@jmu.edu)

Twitter: @MeghanKalenborn

Saturday, September 27, 2025 | 1:30 PM ET | Harrisonburg, Va. | Bridgeforth Stadium (24,877)



#### James Madison Dukes

2-1, 0-0 Sun Belt

Head Coach: Bob Chesney (2nd Season)

Career Record: 122-51 | at JMU: 11-5

VS




#### Georgia Southern Eagles

2-2, 0-0 Sun Belt

Head Coach: Clay Helton (4th Season)

Career Record: 68-45 | at GS: 22-21



### QUICK HITS...

#### WELCOME TO SUN BELT PLAY

- James Madison returns home to open Sun Belt Conference play, as it hosts Georgia Southern on Saturday, Sept. 27 as part of Family Weekend.
- Kickoff from a sold-out Bridgeforth Stadium is set for 1:30 p.m. and will be streamed on ESPN+.
- Saturday's game is presented by University Outpost, and the 2025 season is sponsored by CarMax.

#### BREAKING DOWN THE SERIES

- Saturday marks the 12th all-time meeting between the teams with Georgia Southern leading, 9-2.
- Since JMU joined the Sun Belt, the home team has won each of the three meetings in the series, as JMU claimed the 2023 matchup while GS won the 2022 and 2024 bouts.
- JMU is 2-3 against the Eagles at home, having also won the inaugural meeting in 1985.
- Last time the teams met, Georgia Southern claimed a 28-14 win on Oct. 19, 2024 in Statesboro, Ga.
- In the history of the series, only three games have been separated by a single score (1991, 1992, 2022).
- JMU's Oct. 14, 2023 win, a 41-13 victory, was the largest margin of victory in the series.

#### JMU IN LEAGUE OPENERS

- This weekend will be the 33rd conference opener for the Dukes since they joined a league back in 1993.
- JMU is 23-9 in league openers, as it looks to rebound from an 0-1 start last season.
- That setback snapped a nine-game conference-opening win streak, which spanned the 2015 and 2023 seasons between the Colonial Athletic Association and the Sun Belt Conference.
- Before 2025, JMU opened conference play on the road in five of the last six seasons, as Saturday's matchup is JMU's first home conference opener since 2021, which was its final year before making the FBS jump.
- Since joining the Sun Belt, JMU is 2-1 in league openers, with wins at App State (32-28) and Troy (16-14) and a loss at ULM (19-21). In its first SBC game in 2022, JMU trailed 28-3 before storming back for the win.
- JMU conference openers by league: 2-1 in Sun Belt (0-0 home, 2-1 road); 21-8 in CAA (11-3 home, 10-5 road).

#### KINGS OF THE COMMONWEALTH

- Last week, JMU scored 21 unanswered in the second half to down Liberty on the road, 31-13, for its 21st consecutive victory against Virginia teams and its 100th all-time victory versus a Commonwealth foe.
- The win at Liberty improved JMU to 100-61 (.621) against state teams, dating back to 1972.
- Since joining the Sun Belt, JMU has won all three matchups with Old Dominion and is now 6-0 over Virginia teams since moving up to FBS, adding in a 2023 win at Virginia and a 2022 home victory versus Norfolk State.
- William & Mary was the last state team to beat JMU in a 44-41 decision on Oct. 31, 2015, in Williamsburg.

### TALE OF THE TAPE

#### James Madison

30.0  
17.0  
+13.0  
165.0  
103.3  
222.0  
111.7  
367.0  
215.0  
20/40 (50%)  
11/42 (26%)  
2/6 (33%)  
4/7 (57%)  
13/15 (87%)  
6 / 3 / 1

Scoring Offense  
Scoring Defense  
Scoring Margin  
Passing Offense  
Passing Defense  
Rushing Offense  
Rushing Defense  
Total Offense  
Total Defense

3rd Down Offense  
3rd Down Defense  
4th Down Offense  
4th Down Defense  
Red Zone Scoring  
Sacks / Interceptions / Fumble Recoveries

#### Georgia Southern

30.0  
38.0  
-8.0  
223.5  
236.0  
162.8  
245.5  
386.3  
481.5  
24/52 (46%)  
19/45 (42%)  
2/3 (67%)  
3/8 (38%)  
13/14 (93%)  
4 / 4 / 3



SUN BELT STANDINGS				
East Divison	Sun Belt		Overall	
Coastal Carolina	1-0	1.000	2-2	.500
James Madison	0-0	.000	2-1	.667
Old Dominion	0-0	.000	2-1	.667
App State	0-1	.000	2-1	.667
Georgia Southern	0-0	.000	2-2	.500
Marshall	0-0	.000	2-2	.500
Georgia State	0-0	.000	1-3	.250
West Divison	Sun Belt		Overall	
Southern Miss	1-0	1.000	2-2	.500
Texas State	0-0	.000	3-1	.750
ULM	0-0	.000	2-1	.667
Troy	0-0	.000	2-2	.500
Arkansas State	0-0	.000	1-3	.250
Louisiana	0-0	.000	1-3	.250
South Alabama	0-0	.000	1-3	.250

THIS WEEK IN THE SUN BELT		
SATURDAY, SEPTEMBER 27		
South Alabama at North Texas		12 PM
Georgia Southern at James Madison *		1:30 PM
Arkansas State at ULM *		3 PM
Liberty at Old Dominion		6 PM
Jacksonville State at Southern Miss		7 PM
App State at Boise State		7:30 PM
Marshall at Louisiana *		8 PM

LAST WEEK IN THE SUN BELT		
SATURDAY, SEPTEMBER 20		
James Madison 31, Liberty 13		
Vanderbilt 70, Georgia State 21		
Eastern Michigan 34, Louisiana 31		
Troy 21, Buffalo 17		
Kennesaw State 28, Arkansas State 21		
Marshall 42, Middle Tennessee 28		
Georgia Southern 45, Maine 17		
Coastal Carolina 38, South Alabama 20		
Louisiana Tech 30, Southern Miss 20		
Texas State 35, Nicholls 3		
ULM 31, UTEP 25		



NATIONAL POLLS		
Associated Press Top 25		AP
WEEK FIVE - Sept. 21, 2025		
1 Ohio State (52)	3-0	1629
2 Miami (7)	4-0	1479
3 Penn State (5)	3-0	1460
4 LSU	4-0	1433
5 Georgia	3-0	1420
6 Oregon (1)	4-0	1404
7 Oklahoma (1)	4-0	1194
8 Florida State	3-0	1183
9 Texas A&M	3-0	1072
10 Texas	3-1	1057
11 Indiana	4-0	990
12 Texas Tech	4-0	890
13 Ole Miss	4-0	843
14 Iowa State	4-0	779
15 Tennessee	3-1	635
16 Georgia Tech	4-0	598
17 Alabama	2-1	595
18 Vanderbilt	4-0	546
19 Michigan	3-1	458
20 Missouri	4-0	452
21 USC	4-0	264
22 Notre Dame	1-2	219
23 Illinois	3-1	145
24 TCU	3-0	138
25 BYU	3-0	131
Others receiving votes: Auburn 122, Mississippi State 102, South Florida 77, Utah 45, Arizona State 30, Memphis 23, Louisville 23, Maryland 6, UNLV 3, UCF 3, North Texas 2.		

US LBM Coaches' Poll		US
WEEK FIVE - Sept. 21, 2025		
COACHES POLL		
1 Ohio State (61)	3-0	1667
2 Penn State (3)	3-0	1552
3 Georgia (1)	3-0	1497
4 LSU	4-0	1458
5 Oregon (1)	4-0	1442
6 Miami (1)	4-0	1399
7 Texas	3-1	1209
8 Florida State	3-0	1100
9 Texas A&M	3-0	1043
10 Oklahoma	4-0	1024
11 Ole Miss	4-0	996
12 Indiana	4-0	915
13 Iowa State	4-0	870
14 Texas Tech	4-0	807
15 Tennessee	3-1	715
16 Alabama	2-1	649
17 Georgia Tech	4-0	558
18 Michigan	3-1	469
19 Missouri	4-0	433
20 Vanderbilt	4-0	417
21 Notre Dame	1-2	261
22 USC	4-0	249
23 Illinois	3-1	214
24 BYU	3-0	185
25 TCU	3-0	112
Others receiving votes: Arizona State 104, Utah 99, Louisville 67, Mississippi State 57, Memphis 55, Auburn 48, South Florida 32, Washington 19, Navy 17, Maryland 10, Kansas 6, Syracuse 4, Houston 4, UNLV 3, Tulane 3, Nebraska 3, North Texas 2, Iowa 1.		

ABOUT JMU	
James Madison University Information	
Location	Harrisonburg, Virginia
Founded	1908
Enrollment	22,879
Nickname / Mascot	Dukes / Duke Dog
Colors	Purple (PMS 2685) and Gold (PMS 4515)
Affiliation	NCAA Football Bowl Subdivision
Conference	Sun Belt Conference
President	Dr. James C. Schmidt
Director of Athletics	Matt Roan
Football Information	
Season of Football	54th
All-Time Record	380-230-4
First Year of Football	1972
Stadium	Bridgeforth Stadium/Zane Showker Field
2025 Record / SBC Record	2-1 / 0-0
National Ranking (AP / US LBM Coaches)	-- / --
Conference Championships	10
Last Conference Championship	2021 (CAA)
All-Time Postseason Appearances	20 (2 Bowls, 18 FCS)
FCS National Championships	2 (2004, 2016)
All-Time Postseason Record	24-17
Winning Seasons	35 (11 straight)
Most Wins in a Season	14 (2016, 2017, 2019)
Best Season Win Percentage	100% (1975 / 9-0-1)
10+ Win Seasons	8
2025 Coaching Staff	
Head Coach	Bob Chesney (Second Season)
Career Record as Head Coach	122-51 (16th Season)
Offensive Coordinator/Quarterbacks	Dean Kennedy
Defensive Coordinator	Colin Hitschler
Special Teams Coordinator/Tight Ends	Drew Canan
Offensive Line/Run Game Coordinator	Chris Smith
Safeties/Recruiting Coordinator	Anthony DiMichele
Cornerbacks	Eddie Whitley Jr.
Wide Receivers	Justin Harper
Defensive Line	Sam Daniels
Running Backs	David Sims Jr.
Linebackers	Dave Plungas
Associate Head Coach	Richard Rodgers
Nickels	Kyle Barnes
Assistant Special Teams Coach	Eric Mele
Offensive Analyst	Mike Cordova
Offensive Analyst	Scott Brisson
Defensive Graduate Assistant	Ukoh Essang
Defensive Graduate Assistant	Nicky Kuzemka
Offensive Graduate Assistant	Stone Mannello
Offensive Graduate Assistant	Cole Holtz
Assistant AD for Football Administration	Matt Transue
Senior Director of Football Operations	Jordan Smith
Director of Athletic Performance	Chris Grautski
Associate Director of Athletic Performance	Jack Sprague
Director of Player Personnel	Nathan Applebaum
Director of Recruiting	Cristos Argys
Director of Player Development	Dallas Jackson

CollegePressBox.com is the official media website for Division I football. Access and download game notes, quotes, statistics, media guides, headshots, logos and more for all FBS schools, conferences, postseason games, awards and the College Football Playoff. For access, please register for an account at collegepressbox.com/register.





No.	Name	Yr.	Pos.	Ht.	Wt.	Hometown/High School (Previous Team)
0	Immanuel Bush	R-Sr.	DL	6-1	348	Lancaster, S.C./Lancaster (Marshall)
0	Jaylan Sanchez	Sr.	WR	6-0	195	North Bergen, N.J./St. Thomas Aquinas (Villanova)
1	JC Evans	R-Fr.	QB	6-5	223	Miami, Fla./Miami Central
1	Mekhi Rodgers	Sr.	CB	6-2	204	Philadelphia, Pa./Episcopal Academy (Saint Francis)
2	Elijah Culp	R-Sr.	CB	5-11	187	Charlotte, N.C./Mallard Creek (Charlotte)
2	Jayden Mines	R-Jr.	WR	5-10	181	Ashland, Va./Patrick Henry
3	Wayne Knight	R-Jr.	RB	5-7	190	Smyrna, Del./Smyrna
3	Gannon Weathersby	Jr.	LB	5-10	222	Atlanta, Ga./Langston Hughes
5	Ayo Adeyi	R-Sr.	RB	5-8	200	Mansfield, Texas/Mansfield Legacy (North Texas)
5	Trent Hendrick	Sr.	LB	6-0	234	Richmond, Va./St. Christopher's
5	Morgan Suarez	R-Sr.	K	5-9	174	Wellington, Fla./Wellington (Florida Atlantic)
6	Chantz Harley	R-Sr.	CB	6-1	194	Upper Marlboro, Md./Landon School (Maryland)
6	George Pettaway	R-Jr.	RB	5-10	200	Suffolk, Va./Nansemond-Suffolk Academy (North Carolina)
7	Camden Coleman	Jr.	QB	6-3	223	Winston-Salem, N.C./Robert B. Glenn (Richmond)
7	Jacob Thomas	Sr.	S	6-1	212	Ashburn, Va./Stone Bridge
8	Isaiah Alston	R-Sr.	WR	6-4	199	Carteret, N.J./Mater Dei Prep (Iowa State)
8	Amar Thomas	R-Jr.	DL	6-1	241	Upper Marlboro, Md./Wise
9	Xavier Holmes	R-Sr.	DL	6-3	238	Clarksburg, Md./Clarksburg (Maine)
9	Matthew Sluka	R-Sr.	QB	6-2	216	Locust Valley, N.Y./Kellenberg Memorial (UNLV)
10	JT Kouame-Yao	Sr.	LB	6-0	217	Centreville, Va./Westfield (Shepherd)
10	Braeden Wisloski	Jr.	WR	5-10	186	Elysburg, Pa./Southern Columbia Area (Maryland)
11	Nick DeGennaro	R-Sr.	WR	6-1	196	Old Bridge, N.J./Hun School (Richmond)
11	Trashon Dye	R-Fr.	LB	6-0	227	Passaic, N.J./Passaic County Tech
11	Patrick Rea	R-Jr.	P	6-3	201	Melbourne, Australia/St. Patrick's Coll. Ballarat (Louisiana Tech)
12	Za'Ron Collins	R-So.	WR	6-2	181	Miami, Fla./Monsignor Pace (Tusculum)
12	Kye Holmes	R-Sr.	S	5-11	192	Bowie, Md./Gonzaga College [D.C.]
13	Tyler Brown	So.	S	5-11	194	Annapolis, Md./Archbishop Spalding
13	Landon Ellis	Jr.	WR	6-2	213	Orange, Va./Woodberry Forest (Richmond)
14	Alonza Barnett III	R-Jr.	QB	6-0	217	Whitsett, N.C./Grimsley
14	KJ Flowe	So.	NICKEL	5-10	178	Charlotte, N.C./Julius L. Chambers
15	Lacota Dippre	R-So.	TE	6-4	253	Scott Township, Pa./Lakeland (Charlotte)
15	Blake Kendall	R-Jr.	QB	6-1	209	Wellington, Fla./DeMatha Catholic [MD]
15	Sahir West	R-Fr.	DL	6-4	270	Baltimore, Md./Mount St. Joseph
16	Arrion Concepcion	Fr.	WR	5-9	171	Charlotte, N.C./Julius L. Chambers
16	TJ McGill	R-So.	SAF	5-10	198	Charlotte, N.C./Julius L. Chambers (William & Mary)
17	Michael Scott	Fr.	WR	5-9	165	York, Pa./Dallastown Area
18	Logan Kyle	R-Sr.	TE	6-3	234	Cypress, Texas/Tomball Memorial (Vanderbilt)
19	Max Lipinski	R-Fr.	K	6-2	206	King George, Va./King George
20	Jamaree Seldon	R-Jr.	CB	5-9	182	Williamsburg, Va./St. Frances Academy [MD]
21	Curtis Harris-Lopez	R-Sr.	S	6-1	208	Nashua, N.H./Nashua North (Holy Cross)
21	Jackson McCarter	Fr.	RB	5-11	200	Bristow, Va./Patriot
22	Chase Regan	So.	S	6-0	195	Dillsburg, Pa./Bishop McDevitt
23	Jordan Fuller	R-Sr.	RB	5-11	229	North Hampton, N.H./Governor's Academy [MA] (Holy Cross)
23	Ken Willis	R-Jr.	S	5-11	185	Cincinnati, Ohio/Colerain (Cincinnati)
24	Phillip Harris	R-Fr.	S	6-1	206	Charlotte, N.C./David W. Butler
25	Jackson Hamill	R-Fr.	LB	6-1	209	Stafford, Va./Mountain View
26	Jayden Studio	So.	LB	6-0	229	Perry, Ohio/Perry (Kent State)
27	Kai Callen	Fr.	NICKEL	5-10	178	Pocatello, Idaho/Carrollton [GA]
28	Jobi Malary	R-Sr.	RB	5-11	236	Gresham, Ore./Sam Barlow (Portland State)
29	Tre Leonard	Fr.	RB	5-10	189	Florence, S.C./South Florence
30	Justin Eaglin	R-Jr.	CB	6-1	175	Spring Lake, N.C./Pine Forest
31	Roddrey McWilliams	Fr.	CB	6-1	186	Richmond, Va./Benedictine College Prep
32	DJ Barksdale	Jr.	NICKEL	5-9	181	Rock Hill, S.C./South Pointe
33	Logan Ketcham	Sr.	LS	6-0	224	Lafayette, Calif./Acalanes (Laney College)
33	Andrew Taddeo	R-Sr.	DL	6-0	291	Basking Ridge, N.J./Ridge (Colgate)
34	Jamal Olford	Fr.	CB	5-10	164	Wylie, Texas/Wylie East
35	Joshua Prince	R-Fr.	S	5-11	190	Sterling, Va./Potomac Falls
36	Milt Ferguson	R-Fr.	CB	5-10	172	Virginia Beach, Va./Green Run
37	Seth Gathers	Fr.	S	6-0	196	Walford, Md./North Point
38	Stephen Hollander	R-Jr.	S	5-9	193	Phoenixville, Pa./Malvern Prep
39	Zicri Forest	Fr.	NICKEL	6-0	166	Mays Landing, N.J./Oakcrest
40	Jackson Snyder	R-So.	LB	6-3	223	Leesburg, Va./Loudoun County
41	George Lovelace	R-Fr.	CB	6-3	205	Richmond, Va./Highland Springs
43	Miles Halbert	Fr.	WR	6-0	191	Owings, Md./Northern
44	DJ Cotton Jr.	R-So.	DL	6-1	284	Reston, Va./The Avalon School (West Virginia)
45	Lee Johnson	Fr.	LB	6-2	216	Richmond Hill, Ga./Richmond Hill
46	Immanuel Ezeogu	R-Fr.	LB	6-2	240	Suffolk, Va./Nansemond River
47	Kevin Kabasele	R-Fr.	S	6-0	194	McLean, Va./McLean
47	Josiah Kennard	R-Sr.	LS	6-2	228	Manvel, Texas/Manvel (East Texas A&M)
51	Danny Reagan	R-Fr.	LB	6-0	208	Philadelphia, Pa./Springside Chestnut Hill
52	Carter Sweazie	R-Jr.	OL	6-2	328	Ashburn, Va./Stone Bridge
54	Brandon Figue	R-Sr.	LB	6-0	227	Hampstead, Md./Mount St. Joseph



No.	Name	Yr.	Pos.	Ht.	Wt.	Hometown/High School (Previous Team)
55	Riley Robell	R-So.	OL	6-3	291	Harrisburg, Pa./Bishop McDevitt
56	JaKobe Campbell	R-Fr.	OL	6-3	282	Raleigh, N.C./Rolesville
56	Drew Spinogatti	Jr.	LB	6-1	229	Winter Garden, Fla./Bishop Moore (Holy Cross)
57	Jacob Bailey	Fr.	OL	6-4	285	Schoolcraft, Mich./Schoolcraft
58	Griffin Hart	R-So.	OL	6-6	317	Leesburg, Va./Paul VI
60	Zach Greenberg	R-Sr.	OL	6-4	302	Livingston, N.J./Livingston (North Carolina)
62	Ibraheem Ramadan	R-Fr.	DL	6-3	237	Chesterfield, Va./L.C. Bird
65	Parker Cunningham	Fr.	OL	6-4	320	South Park, Pa./South Park
66	JD Rayner	Fr.	OL	6-5	278	Canton, Mass./Catholic Memorial
67	Jacob Hohenshelt	R-Fr.	OL	6-4	294	State College, Pa./State College Area
68	Trent Wilson	Fr.	OL	6-4	299	Southlake, Texas/Southlake Carroll
70	Brett Davis	R-Sr.	OL	6-4	299	Ashburn, Va./Stone Bridge
71	Deacon Rawls	R-Fr.	OL	6-5	310	Elizabeth City, N.C./Kempsville [VA]
72	Josh Toner	R-Sr.	OL	6-3	323	Marlton, N.J./Cherokee
73	Evan Bushong	R-Fr.	OL	6-4	325	Harrisburg, Pa./Central Dauphin
74	Sani Reed	Fr.	OL	6-5	286	Charlottesville, Va./Western Albemarle
75	Wyatt Maines	Fr.	OL	6-5	285	Hollidaysburg, Pa./Hollidaysburg
76	Pat McMurtrie	Gr.	OL	6-5	305	Verona, N.J./St. Joseph Regional (Holy Cross)
77	Cam McNair	R-Sr.	OL	6-5	335	Toms River, N.J./Donovan Catholic (Holy Cross)
78	James Pogorelc	R-Sr.	OL	6-8	301	Centreville, Va./Chantilly (Duke)
79	Joseph Simmons	R-Jr.	OL	6-6	323	Dover, Del./Salesianum
81	Chase Pensyl	Fr.	WR	5-8	166	Shamokin, Pa./Shamokin Area
82	Jamarcus Smith Jr.	Fr.	WR	6-0	194	Gaffney, S.C./Gaffney
83	Chase Miller	R-Jr.	WR	6-1	192	Baltimore, Md./IMG Academy (Stonehill)
84	Brian Hnat	Fr.	TE	6-5	233	Andover, Mass./Avon Old Farms
85	Ryder Post	R-Fr.	TE	6-4	249	Broadway, Va./Broadway
86	Ethan Gurela	Fr.	TE	6-3	233	Roswell, Ga./Roswell
88	Kells Bush	R-Jr.	DL	6-3	311	New Orleans, La./Edna Karr (Louisiana Tech)
88	Dylan Williams	So.	WR	6-1	206	Roswell, Ga./Roswell
89	Josh Phifer	R-So.	TE	6-6	259	Peachtree City, Ga./Starr's Mill
90	Terry Lockett Jr.	R-Sr.	DL	6-2	281	Springfield, Mass./Springfield Central (Syracuse)
92	Grayson Gilmore	Fr.	DL	6-3	242	Tampa, Fla./Sunlake
93	Mychal McMullin	R-So.	DL	6-1	291	Newport News, Va./Phoebus
94	Jerald James	Fr.	DL	6-2	223	Miami, Fla./Miami Palmetto
95	Cristiano Rosa	R-Jr.	K	6-0	207	Shelton, Conn./Shelton (Central Connecticut)
96	Cole Purdy	R-Fr.	DL	6-4	270	Winchester, Va./Millbrook
96	Andrew VanSlyke	R-So.	P	6-4	210	Powhatan, Va./Powhatan
97	Aiden Gobaيرا	R-Jr.	DL	6-5	255	Fairfax, Va./Chantilly (Notre Dame)
98	Turner Schmidt	So.	DL	6-4	244	Hilliard, Ohio/Hilliard Davidson (Robert Morris)
99	Cole Webster	Fr.	DL	6-3	290	Waxhaw, N.C./Cuthbertson

**Coaching Staff:**

Bob Chesney: Head Coach (2nd Season)  
 Dean Kennedy: Offensive Coordinator/Quarterbacks (2nd Season)  
 Colin Hirschler: Defensive Coordinator (1st Season)  
 Drew Canan: Special Teams Coordinator/Tight Ends (2nd Season)  
 Chris Smith: Offensive Line/Run Game Coordinator (2nd Season)  
 Anthony DiMichele: Safeties/Recruiting Coordinator (2nd Season)  
 Eddie Whitley Jr.: Cornerbacks (6th season)  
 Justin Harper: Wide Receivers (2nd Season)  
 Sam Daniels: Defensive Line (2nd Season)  
 David Sims Jr.: Running Backs (2nd Season)  
 Dave Plungas: Linebackers (1st Season)  
 Richard Rodgers: Associate Head Coach (1st Season)  
 Kyle Barnes: Nickels (2nd Season)  
 Eric Mele: Assistant Special Teams Coach (1st Season)  
 Mike Cordova: Offensive Analyst (2nd Season)  
 Scott Brisson: Offensive Analyst (1st Season)  
 Ukoh Essang: Defensive Graduate Assistant (2nd Season)  
 Nicky Kuzemka: Defensive Graduate Assistant (1st Season)  
 Stone Mannello: Offensive Graduate Assistant (2nd Season)  
 Cole Holtz: Offensive Graduate Assistant (1st Season)  
 Matt Transue: Assistant AD for Football Administration (4th season)  
 Jordan Smith: Senior Director of Football Operations (2nd Season)  
 Chris Grautski: Director of Athletic Performance (1st Season)  
 Jack Sprague: Associate Director of Athletic Performance (1st Season)  
 Nathan Applebaum: Director of Player Personnel (2nd Season)  
 Cristos Argys: Director of Recruiting (1st Season)  
 Dallas Jackson: Director of Player Development (1st Season)  
 Ryan Fitzpatrick: Coordinator of Video & Technology (1st Season)





# Roster Breakdown

Players Returning/Lost: **57/61**

Letterwinners Returning/Lost: **42/53**

Starters Returning/Lost: **9/16**

Offense - 4/7

- Alonza Barnett III (QB), George Pettaway (RB), Carter Sweazie (LG), Pat McMurtrie (RT)

Defense - 4/7

- Immanuel Bush (DL), Trent Hendrick (LB), Jacob Thomas (S), DJ Barksdale (NKL)

Special Teams (K/P/LS) - 1/2

- Logan Ketcham (LS)

Newcomers: **55**

- Transfers - 31
- High School Seniors - 24

Players Lost: **61**

- To Graduation/Not Returning - 30
- To Transfer Portal - 31

Players by State: **20 States and 1 International Player Represented on 2025 Roster**

- 29 Virginia
- 13 Pennsylvania
- 11 North Carolina
- 10 Maryland, New Jersey
- 7 Florida
- 5 Georgia, Texas
- 4 South Carolina
- 3 Massachusetts, Ohio
- 2 Delaware, New Hampshire
- 1 California, Connecticut, Idaho, Louisiana, Michigan, New York, Oregon, Australia

## Class Breakdown

- Freshmen - 43
- Sophomores - 16
- Juniors - 23
- Seniors/Graduates - 30





## Head Coach Bob Chesney

Bob Chesney was hired as James Madison's ninth head coach in the history of the JMU football program on December 7, 2023, being awarded a five-year contract to lead the Dukes.

Chesney completed his 15th year as a collegiate head coach in 2024, having now led programs in the Football Bowl Subdivision, Football Championship Subdivision, NCAA Division II and NCAA Division III. He's won seven conference championships with a career record of 120-50 (.706) entering the 2025 year.

In his first year at the helm of JMU, he guided the program to a 9-4 overall record and to its first bowl championship, winning the 2024 Boca Raton Bowl with a 27-17 triumph against Western Kentucky. He started the season with a 4-0 record, becoming the program's first head coach to win their first four games in their inaugural year. Following the conclusion of the season, Chesney was voted Virginia Sports Information Directors University Division Coach of the Year.

JMU produced one of the nation's top offenses and defense, ranking top 30 in both scoring categories. JMU ranked 21st in scoring defense (20.5) and 23rd in total defense (321.8) while ranking 26th in scoring offense (33.3).

The Dukes led the country in both turnover margin (1.54) and fewest interceptions thrown (4) while also ranking third in fewest turnovers (9), total takeaways (29) and pick-sixes (4). The four defensive scores overall also ranked fifth, while JMU was sixth in sacks (3.15) and fumble recoveries (12), seventh in both interceptions (17) and pass efficiency defense (111.48). JMU additionally ranked top 20 in the FBS in blocked kicks (3), third-down defense (32.3%), kickoff return average (24.67), tackles for loss (7.1) and blocked punts (1). JMU also led the Sun Belt in 15 separate categories and was second in 10 more.



He coached two players to All-America status in Terrence Spence and Eric O'Neill while 13 total players were selected to the 2024 All-Sun Belt Team. JMU's season was highlighted early with a 70-50 win at North Carolina, which garnered the Dukes the National Team of the Week. It was the most points JMU has ever scored against an FBS opponent and set a Kenan Stadium record for points scored by an opponent in Chapel Hill.

Chesney joined James Madison after six seasons at Holy Cross (2018-23), guiding the Crusaders to unprecedented success with a program-record five consecutive Patriot League Championships since 2019 and an overall record of 44-21.







# Head Coach Bob Chesney



In 2022, he led Holy Cross to its third undefeated regular season and an FCS quarterfinal berth for the first time in nearly 40 years, finishing #6 in the final AFCA Coaches Poll. HC’s stretch run from 2021-23 were the team’s best three-year run since the 1989-91 seasons, going 29-8.

While at Holy Cross, Chesney recorded wins in back-to-back seasons against FBS opponents, defeating UConn, 38-28, in 2021 and Buffalo, 37-31, in 2022. During the 2023 campaign, the Crusaders dropped a pair of three-point contests to Boston College and Army West Point.

His 2023 squad featured a pair of Walter Payton Award finalists in quarterback Matthew Sluka and receiver Jalen Coker and a Buck Buchanan Award finalist in Jacob Dobbs. Dobbs additionally was a finalist for the prestigious Campbell Trophy, while Sluka was voted Patriot League Player of the Year.

Chesney is a three-time Patriot League Coach of the Year (2019, 2021, 2022) and twice was named the New England Football Writers Coach of the Year (2021, 2022). He was additionally honored as the AFCA FCS Region 1 Coach of the Year following Holy Cross’ historic 2022 season.

Prior to Holy Cross, he was head coach at Division II Assumption College, going 44-16 from 2013-17. A two-time Northeast-10 Conference Coach of the Year, he led the Greyhounds to five

straight winning seasons for a program that had posted just two winning records in the 17 years prior to his arrival. Chesney took Assumption to the NCAA Division II playoffs in each of his final three seasons, reaching the quarterfinal in 2017.

He began his head coaching career at Division III Salve Regina, posting a 23-9 record in three seasons at the helm from 2010-12. Chesney rebuilt a Salve Regina program with three consecutive winning seasons after it had gone through eight straight losing seasons. In 2011, he guided Salve Regina to the ECAC North-West Bowl, and in his final season in 2012, his team reached the New England Football Conference championship game.

Before becoming a head coach, Chesney had coaching stops as an assistant at Johns Hopkins (2005-09), King’s College (2003-04) Delaware Valley College (2002) and Norwich University (2000-01).

A native of Kulpmont, Pa., Chesney was a four-year letterwinner as a defensive back at Dickinson College, where he earned his degree in 2000. He was a Second Team All-Centennial Conference selection in 1998 and 1997 and was the 1997 recipient of the team’s Vincent Correal MVP Award.

Chesney and his wife Andrea have two daughters, Lyla and Hudson, and one son, Bo.

## THE CHESNEY COACHING FILE

COACHING EXPERIENCE			HEAD COACHING RECORD			
Season(s)	School	Position	Season	School	Record / Conf.	Postseason
2000-01	Norwich	Graduate Assistant	2010	Salve Regina	6-4 / 5-3	
2002	Delaware Valley	Defensive Coordinator	2011	Salve Regina	8-3 / 6-2	Won ECAC Bowl Northwest
2003-04	King’s College	Special Teams	2012	Salve Regina	9-2 / 7-1	NEFC Championship Game
2005-06	Johns Hopkins	Special Teams/Defensive Backs	2013	Assumption	6-5 / 6-3	
2007-08	Johns Hopkins	Def. Coordinator/Special Teams/DB	2014	Assumption	7-4 / 6-3	
2009	Johns Hopkins	Asst. Head Coach/Def. Coordinator/DB	2015	Assumption	11-2 / 8-1	NCAA Division II Second Round
2010-12	Salve Regina	Head Coach	2016	Assumption	9-3 / 8-1	NCAA Division II First Round
2013-17	Assumption	Head Coach	2017	Assumption	11-2 / 8-1	NCAA Division II Quarterfinals
2018-23	Holy Cross	Head Coach	2018	Holy Cross	5-6 / 4-2	
2024-pres.	James Madison	Head Coach	2019	Holy Cross	7-6 / 5-1	NCAA FCS First Round
			2020	Holy Cross	3-1 / 2-0	NCAA FCS First Round
			2021	Holy Cross	10-3 / 6-0	NCAA FCS First Round
			2022	Holy Cross	12-1 / 6-0	NCAA FCS Quarterfinals
			2023	Holy Cross	7-4 / 5-1	
			2024	James Madison	9-4 / 4-4	Boca Raton Bowl Champions
			2025	James Madison	2-1 / 0-0	
			Totals	16 Seasons	122-51 / 86-23	



**Bob Chesney**  
Head Coach  
2nd Season



**Dean Kennedy**  
Off. Coordinator | QB  
2nd Season




**Colin Hitschler**  
Def. Coordinator  
1st Season



**Drew Canan**  
Special Teams Coord. | TE  
2nd Season



**Chris Smith**  
Offensive Line  
2nd Season



**Anthony DiMichele**  
Safeties  
2nd Season



**Eddie Whitley Jr.**  
Cornerbacks  
6th Season



**Justin Harper**  
Wide Receivers  
2nd Season



**Sam Daniels**  
Defensive Line  
2nd Season



**David Sims Jr.**  
Running Backs  
2nd Season



**Dave Plungas**  
Linebackers  
1st Season



**Kyle Barnes**  
Nickels  
2nd Season



**Eric Mele**  
Assistant Special Teams  
1st Season



**Mike Cordova**  
Offensive Analyst  
2nd Season



**Scott Brisson**  
Offensive Analyst  
1st Season

**Additional Coaches:**

Ukoh Essang: Defensive GA  
Nicky Kuzemka: Defensive GA  
Stone Mannello: Offensive GA  
Cole Holtz: Offensive GA  
Jacob Dobbs: Quality Control

**IN BOOTH:** Kennedy (OC),  
Plungas (LB), Barnes (NKL),  
Essang (Def. GA), Kuzemka  
(Def. GA), Mannello (Off.  
GA), Holtz (Off. GA)





## LAST TIME JMU & SOUTHERN MET

- Back on Oct. 19, 2024, Georgia Southern jumped out to an early 21-0 lead en route to taking down JMU, 28-14, at Paulson Stadium in Statesboro.
- Despite throwing three interceptions, GS still managed to out-gain JMU by a 405-253 margin, which included 190-67 in the run game.
- JMU got a pick-six from DJ Barksdale in the third quarter to make it a 21-7 score, but the Eagles answered with a touchdown to stretch the lead back to three touchdowns.
- The Dukes got within 28-14 on an Omarion Dollison 35-yard touchdown but was unable to produce any more scores in the final stanza.
- GS was 9-of-13 on third down, as opposed to JMU's 7-of-18.
- The 21-0 halftime deficit was JMU's largest since joining the FBS in 2022.

## DUKES TAKE BATTLE OF THE BLUE RIDGE

- Down 13-10 in the middle of the third quarter, JMU responded with three straight touchdown drives to upend Liberty, 31-13, in Lynchburg.
- The Dukes out-gained Liberty by a 440-233 margin, which included holding the Flames to just 89 total yards in the second half.
- JMU rushed for 231 yards, led by Wayne Knight's 89 yards and a touchdown and Ayo Adeyi's 87.
- Alonza Barnett III accounted for three scores, passing for 213 yards and a touchdown while rushing for 45 yards and a pair of scores.
- In the second half, Liberty managed just three points, as JMU's defense limited LU to six first downs. After taking the 13-10 lead, Liberty only had two more first downs the rest of the way.
- JMU's defense held Liberty to 75 passing yards and 3.6 yards per pass attempt while making three sacks, led by Aiden Gobaira's two.
- JMU managed 6.6 yards per snap, while Liberty was only at 3.7 for the game.

## NATIONAL LEADERS ON DEFENSE

- JMU's defense is among the nation's best through three games, which includes ranking second against the pass.
- JMU is No. 2 in the FBS in passing defense, allowing 103.3 yards through the air on average.
- It's also third in pass efficiency defense (80.91), sixth in total defense (215.0), ninth in fewest first downs (12.67) and 19th on third down (.262).
- JMU hasn't allowed more than 151 passing yards to any opponent this season, as the three opponents have combined 30-of-70 passing.

## JMU CONTINUES PROWESS AFTER BYE

- Since the 2014 season, JMU has turned in solid results coming off an open week, posting a 12-1 record after not having played the week prior.
- Over its last four games coming off a bye, JMU has won each by double at least three scores.
- In addition to the 31-13 victory at Liberty last week, JMU handled North Carolina (70-50) and Georgia State (38-7) in 2024 and Georgia Southern (41-13) in 2023.
- In JMU's first FBS season, an early open weekend gave way to its thrilling 32-28 comeback win at App State in 2022, which was JMU's first Sun Belt game ever.
- While a member of the FCS and Colonial Athletic Association, JMU was a perfect 7-0 following a bye week between 2014 and 2021 (excluding the 2020 spring CoVID season).
- That stretch included an 84-7 Homecoming win against Rhode Island in 2016, which to date is JMU's largest scoring game and largest margin of victory in the history of the program.

## JMU VERSUS GA SOUTHERN

Overall: Georgia Southern 9-2

Current Streak: JMU L1

JMU Home Games: 2-3

Last: 10/14/23 - JMU 41, Georgia Southern 13

JMU Away Games: 0-6

Last: 10/19/24 - Georgia Southern 28, JMU 14

Most JMU Points: 41 on 10/14/23

Most Opp. Points: 45 on 10/15/22 and 11/15/86

JMU Win Margin: 28 on 10/14/23

Opponent Win Margin: 19 on 11/7/87

Date	Game	W/L	Score
11/2/85	Georgia Southern	W	21-6
11/15/86	at Georgia Southern	L	35-45
11/7/87	at Georgia Southern	L	7-26
11/5/88	Georgia Southern	L	13-27
11/4/89	Georgia Southern	L	21-36
11/3/90	at Georgia Southern	L	13-31
10/19/91	Georgia Southern	L	21-24
10/17/92	at Georgia Southern	L	17-24
10/15/92	at Georgia Southern	L	38-45
10/14/23	Georgia Southern	W	41-13
10/19/24	at Georgia Southern	L	14-28

## WHAT'S NEXT FOR JMU

- JMU heads back out on the road on Saturday, Oct. 4 when it flies to Atlanta to face Georgia State in a 3:30 p.m. kickoff on ESPN+.
- It will be the fifth meeting all-time between the teams, as JMU owns a 4-0 record.
- The Dukes make their second trek to Atlanta, as they won the first road matchup, 42-14.
- JMU is also 3-0 in home matchups, which includes a 38-7 triumph last year.
- In the history of the series, JMU outscored GSU by a 37.5 to 20.5 margin.

## ANOTHER SELLOUT ON TAP

- JMU is set to host its 12th sellout over the last 14 home games this Saturday against Georgia Southern.
- The Dukes brought in 24,965 for its season-opening victory over Weber State.
- Last season, JMU announced sellouts in five of six home games, all of which came against FBS opponents.

## LOUISVILLE RALLIES PAST JMU

- JMU held a 7-6 halftime lead and 14-6 advantage in the third quarter, but Louisville rattled off three straight touchdowns to rally for a 28-14 win against the Dukes on Sept. 5 at L&N Stadium.
- The Cardinals tied the game in the third quarter on a 64-yard touchdown pass, knotting the game at 14-14 heading to the fourth.
- Louisville took its first lead on a strip sack in the end zone for a touchdown and later got an Isaac Brown 78-yard touchdown run with 3:31 left.
- Alonza Barnett III threw for one score, while Matthew Sluka led JMU with 83 rushing yards and a score.
- Louisville edged JMU in total yards (264-263).

## DUKES CRUISE IN OPENER

- JMU opened the 2025 season with a dominant 45-10 win against Weber State on Aug. 30.
- The Dukes scored touchdowns on their first four drives, and they rushed for an FBS-era high 313 rushing yards.
- George Pettaway ran for 99 yards, while Wayne Knight had a career-best 89 rushing yards, highlighted by a 59-yard touchdown.
- Three quarterbacks found the end zone, as Alonza Barnett III and Matthew Sluka each had one passing and one rushing touchdown. JC Evans capped the scoring with a rushing score.
- JMU out-gained Weber by a 458-148 margin, which marked the fewest yards allowed by JMU's defense since its first FBS game when conceding 119 to Middle Tennessee.

## WELCOME BACK AB3

- Nine months to the day after suffering a season-ending knee injury, Alonza Barnett III returned to the field, starting for the Dukes in the opener.
- He was 14/22 for 130 yards and a touchdown while also rushing for 30 yards and a score.
- He opened JMU's season with a touchdown run on the first offensive series of the year.
- Barnett has been named to preseason watch lists for the Maxwell Award, Davey O'Brien Award and Johnny Unitas Golden Arm Award.

## BLOCK THAT KICK

- Last season, JMU blocked three kicks, one of which was a punt.
- In the opener, JMU's special teams blocked a pair of punts, as Chase Regan got in on one midway through the second quarter to set up the team's fourth straight scoring drive.
- Early in the fourth, Xavier Holmes got his hand on the punt, setting up JMU in Weber State territory.
- By virtue of defense and special teams, JMU's averaging starting field position was its own 41.

## YEAR TWO FOR CHESNEY

- Bob Chesney, the ninth head coach in JMU history, enters season two at the helm of the Dukes.
- In his first season, he guided JMU to a 9-4 overall record and a win in the 2024 Boca Raton Bowl, which marked JMU's first bowl championship in just its second attempt.
- Following the year, he was named Virginia Sports Information Directors State Coach of the Year.
- Chesney is also in his 16th year as a head coach and holds a career 122-51 overall record, having had previous head-coaching stops at Holy Cross (2018-23), Assumption (2013-17) and Salve Regina (2010-12).

## THE SIX OG'S

- Of JMU's seniors who are in their final collegiate season, only six will leave JMU having played for the Dukes for their entire careers.
- They include fifth-year seniors Brett Davis (OL), Brandon Figue (LB), Kye Holmes (S) and Josh Toner (OL) and true seniors Trent Hendrick (LB) and Jacob Thomas (S).
- Of the four who were true freshmen in 2021, only one played against Weber State in Ogden, as Kye Holmes made a solo tackle.
- Both Hendrick and Thomas were part of JMU's initial FBS signing class and began their careers in 2022 and have combined for 49 starts between the two of them.

## WHAT JMU BRINGS BACK IN 2025

- JMU returns 42 letterwinners and nine starters from last year's team which went 9-4 overall and won the 2024 Boca Raton Bowl.
- Of the starters, four are on offense, four are on defense and one resides on special teams.
- The offense returns Alonza Barnett III (QB), George Pettaway (RB), Carter Sweazie (LG) and Pat McMurtrie (RT)
- On defense, Immanuel Bush (DL), Trent Hendrick (LB), Jacob Thomas (SAF) and DJ Barksdale (NKL) return for the Dukes.
- JMU's specialists bring back Logan Ketcham (LS).
- JMU brings back a total of 57 players from the 2024 squad while welcoming 55 newcomers, which is comprised of 31 transfers and 24 high school seniors.
- The 2025 roster consists of players from 20 states and one player from Australia.



## #0 IMMANUEL BUSH

- **Career Games: 51 (22 starts)**
- **Career Stats: 94 tackles, 16.0 TFL, 6.0 sacks, 1 FR, 1 INT, 2 PBU**
- **2025 Stats: 8 tackles, 2.0 TFL, 1.0 sack**
- Bronko Nagurski Trophy Watch List
- Outland Trophy Watch List
- HERO Sports Group of Five Preseason Third Team All-American
- Preseason Second Team All-Sun Belt DL
- 2024: Started all 13 games, 34 tackles, 4.0 TFL, 1.5 sacks, 1 FR, 1 INT, 1 PBU
- 2024 Honorable Mention All-Sun Belt
- Career-high 6 tackles vs. Coastal Carolina (2022)
- Career-high 2.0 TFL at Louisville (2025)
- Career-high 1.5 sacks at JMU (2022)

## #0 JAYLAN SANCHEZ

- **Career Games: 40 (22 starts)**
- **Career Stats: 84 receptions, 1,365 receiving yards, 9 TD**
- **2025 Stats: 8 receptions, 62 receiving yards**
- Transferred from Villanova (2022-24)
- 2024 at Villanova: Started five of 14 games, 38 receptions, 522 receiving yards, 3 TD (13.7 ypc)
- Career-high 6 catches in two games
- Career-high 158 receiving yards at North Carolina A&T (2023)
- Career-high two receiving TD in two games
- Career-long 72-yard catch at Hampton (2024)
- 4 Career 100-yard receiving games

## #1 JC EVANS

- **Career Games: 4**
- **Career Stats: 1/2 (.500), 1 passing yard, 1 TD, 16 carries, 85 rushing yards, 2 TD**
- **2025 Stats: 1 carry, 5 rushing yards, 1 TD**
- 2024: 1/1 (1.000), 1 passing yard, 1 TD, 15 carries, 80 rushing yards, 1 TD
- 2024 Boca Raton Bowl Offensive MVP
- Career-high 10 carries vs. Western Kentucky (2024)
- Career-high 64 rushing yards vs. Western Kentucky
- Career-long 27-yard rush vs. Western Kentucky (2024)

## #1 MEKHI RODGERS

- **Career Games: 33 (22 starts)**
- **Career Stats: 64 tackles, 2.5 TFL, 3 INT, 14 PBU**
- **2025 Stats: 3 tackles**
- Transferred from Saint Francis (2024)
- 2024 at SFU: Started 11 games, 25 tackles, 7 PBU
- 2023 Honorable Mention All-Liberty League at Hobart College
- Career-high 7 tackles vs. Utica (2023)
- Career-high 1.0 TFL in two games
- Career-high 1 interception in three games
- Career-high 3 PBU at Mercyhurst (2024)

## #2 ELIJAH CULP

- **Career Games: 42 (24 starts)**
- **Career Stats: 88 tackles, 4.0 TFL, 4 INT, 12 PBU**
- **2025 Stats: 6 tackles, 4 PBU**
- Transferred from Charlotte (2023-24)
- 2024 at Charlotte: Started 9 of 10 games, 29 tackles, 2.0 TFL, 1 INT, 2 PBU
- Career-high 7 tackles at South Carolina (2021)
- Career-high 1.0 TFL in three games
- Career-high 2 interceptions at SEMO (2021)
- Career-high 3 PBU at Liberty (2025)

## #2 JAYDEN MINES

- **Nickname: "Boog"**
- **Career Games: 21**
- **Career Stats: 1 punt return TD, 24 rushing yards**
- **2025 Stats: No stats**
- 2024: Played in 12 games, same as stats
- Returned blocked punt for TD at UNC (2024)
- Career-long 24-yard rush vs. Coastal Carolina (2024)

## #3 WAYNE KNIGHT

- **Career Games: 28 (5 starts)**
- **Career Stats: 115 carries, 654 rushing yards, 4 TD, 30 receptions, 281 receiving yards, 2 TD**
- **2025 Stats: 29 carries, 190 rushing yards, 2 TD, 9 receptions, 70 receiving yards, 22.2 yards per kickoff return (long of 29)**
- 2024: Started two of 13 games, 77 carries, 449 rushing yards, 2 TD, 15 receptions, 137 receiving yards, 2 TD
- Career-high 12 carries at App State (2024)
- Career-high 89 rushing yards vs. Weber State (2025) and at Liberty (2025)
- Career-long 59-yard rush vs. Southern Miss (2024) and Weber State (2025)
- Career-high 4 catches vs. Western Kentucky (2024)
- Career-high 41 receiving yards vs. Southern Miss (2024)
- Career-high 158 all-purpose yards vs. Weber State (2025)
- Career-high 2 total TD vs. Georgia State (2024)

## #3 GANNON WEATHERSBY

- **Career Games: 24 (4 starts)**
- **Career Stats: 40 tackles, 7.0 TFL, 2.5 sacks, 2 FF, 2 FR, 1 PBU**
- **2025 Stats: 17 tackles, 1.0 TFL, 1.0 sack**
- 2024: Started one of 13 games, 22 tackles, 5.5 TFL, 1.5 sacks, 2 FF, 2 FR, 1 PBU
- Career-high 7 tackles at Louisville (2025)
- Career-high 3.5 TFL vs. Western Kentucky (2024)
- Career-high 1.0 sack at North Carolina (2024) and Louisville (2025)

## #5 AYO ADEYI

- **Career Games: 39 (10 starts)**
- **Career Stats: 381 carries, 2,472 rushing yards, 17 TD, 10 receptions, 67 receiving yards**
- **2025 Stats: 22 carries, 112 rushing yards**
- Earl Campbell Tyler Rose Award Watch List
- 2024: Started two games, 20 carries, 40 rushing yards, 1 TD
- Redshirted due to season-ending injury
- 2023 Second Team All-American Conference
- 2021 Conference USA All-Freshman Team
- Career-high 19 carries at Louisiana Tech (2023)
- Career-high 148 rushing yards at Louisiana Tech (2023)
- Career-high 2 rushing TD in three games
- Career-long 92-yard rush vs. Louisiana Tech (2022)
- Career-long 15-yard catch in two games
- Career-high 155 all-purpose yards at Louisiana Tech (2023)

## #5 TRENT HENDRICK

- **Career Games: 38 (21 starts)**
- **Career Stats: 122 tackles, 14.0 TFL, 3.0 sacks, 1 FF, 2 PBU**
- **2025 Stats: 19 tackles, 2.0 TFL**
- Team Captain
- Preseason Second Team All-Sun Belt
- 2024: Started 12 of 13 games, 54 tackles, 9.0 TFL, 3.0 sacks, 1 FF, 1 PBU
- Career-high 11 tackles vs. South Alabama (2023)
- Career-high 2.0 TFL at North Carolina (2024)
- Career-high 1.0 sack in two games

## #5 MORGAN SUAREZ

- **Career Games: 28**
- **Career Stats: 21/27 FG, 94/94 PAT, 157 points**
- **2025 Stats: 2/3 FG (long 39), 12/12 PAT, 18 points**
- Transferred from Florida Atlantic (2020-24)
- 2024 at FAU: Played in 12 games, 8/11 FG, 39/39 PAT, 63 points, long of 43
- Career-high 3 field goals in two games
- Career-high 9 PAT at Tulsa (2024)
- Career-high 13 points in two games
- Career-long 43-yard field goal in two games

## #6 CHANTZ HARLEY

- **Career Games: 27**
- **Career Stats: 24 tackles, 1 PBU**
- **2025 Stats: No stats**
- Transferred from Maryland (2022-24)
- 2024 at Maryland: Played in 10 games, 16 tackles, 1 PBU
- Career-high 6 tackles at Penn State (2024)

## #6 GEORGE PETTAWAY

- **Career Games: 31 (11 starts)**
- **Career Stats: 201 carries, 1,205 rushing yards, 7 TD, 33 receptions, 228 receiving yards, 2 TD**
- **2025 Stats: 19 carries, 132 rushing yards, 4 receptions, 7 receiving yards**
- HERO Sports Group of Five Preseason First Team All-American
- Preseason First Team All-Sun Belt RB and Second Team All-Purpose
- 2024: Started 11 of 13 games, 162 carries, 980 rushing yards, 5 TD, 24 receptions, 200 receiving yards, 2 TD
- Career-high 16 carries in two games
- Career-high 119 rushing yards vs. Southern Miss (2024)
- Career-long 31-yard rush vs. Southern Miss (2024)
- Career-high 4 receptions in two games
- Career-high 34 receiving yards vs. Southern Miss (2024)
- Career-long 33-yard catch at Charlotte (2024)
- Career-high 180 all-purpose yards vs. Southern Miss (2024)
- Career-long 56-yard kick return vs. Oregon (2022)
- Career-long 16-yard punt return vs. Oregon (2022)
- Career-high 2 total TD at Charlotte (2024)
- 2 career 100-yard rushing games

## #7 CAMDEN COLEMAN

- **Career Games: 16 (13 starts)**
- **Career Stats: 260/398 (.653), 3,192 passing yards, 25 TD, 11 INT, 96 carries, 314 rushing yards, 6 TD, 1 reception, 26 receiving yards**
- **2025 Stats: No stats**
- Transferred from Richmond (2023-24)
- 2024 at Richmond: 160/248 (.650), 2,031 passing yards, 13 TD, 5 INT, 76 carries, 342 rushing yards, 6 TD
- 2024 Third Team All-Coastal Athletic Association
- Career-high 25 completions vs. Maine (2023)
- Career-high 37 pass attempts vs. Lehigh (2024)
- Career-high 365 passing yards vs. Maine (2023)
- Career-long 69-yard pass at Rhode Island (2023)
- Career-high 6 TD passes vs. Maine (2023)
- Career-high 93.8% completion percentage at Bryant (2024)
- Career-high 79 rushing yards vs. Delaware (2024)
- Career-high 2 rushing TD vs. William & Mary (2024)
- Career-long 59-yard rush vs. Delaware (2024)
- Career-high 375 total yards vs. Maine (2023)
- 2 career 300-yard passing games



## #7 JACOB THOMAS

- **Career Games: 39 (28 starts)**
- **Career Stats: 142 tackles, 10.0 TFL, 1.5 sacks, 1 FF, 4 INT, 11 PBU**
- **2025 Stats: 14 tackles, 1.0 TFL, 1.0 sack, 1 FF, 1 INT, 2 PBU**
- Team Captain
- Chuck Bednarik Award Watch List
- Paycom Jim Thorpe Award Preseason Watch List
- HERO Sports Group of Five Preseason First Team All-American
- Preseason First Team All-Sun Belt
- 2024: Started all 13 games, 72 tackles, 8.0 TFL, 0.5 sack, 3 INT, 3 PBU
- 2024 Second Team All-Sun Belt
- VaSID Second Team All-State
- Career-high 9 tackles at Old Dominion (2024)
- Career-high 2.0 TFL at Georgia Southern (2024)
- Career-high 2 PBU in three games

## #8 ISAIAH ALSTON

- **Career Games: 45 (13 starts)**
- **Career Stats: 54 receptions, 1,114 receiving yards, 7 TD**
- **2025 Stats: 3 receptions, 31 receiving yards, 1 TD**
- Transferred from Iowa State (2024)
- 2024 at Iowa State: Played in 11 games, 2 receptions, 52 receiving yards
- Career-high seven catches at Wake Forest (2022)
- Career-high 135 receiving yards vs. Delaware State (2023)
- Career-high 2 receiving TD vs. Wake Forest (2021)
- Career-long 70-yard catch vs. Delaware State (2023)
- 3 career 100-yard receiving games

## #8 AMAR THOMAS

- **Career Games: 25 (4 starts)**
- **Career Stats: 32 tackles, 2.0 TFL, 1.5 sacks, 2 PBU**
- **2025 Stats: 8 tackles**
- 2024: Started one of 13 games, 20 tackles, 1.5 TFL, 1.5 sacks, 2 PBU
- Career-high 5 tackles vs. Georgia State (2024)
- Career-high 1.0 TFL vs. Georgia State (2024)
- Career-high 1.0 sack vs. Georgia State (2024)

## #9 XAVIER HOLMES

- **Career Games: 28 (23 starts)**
- **Career Stats: 131 tackles, 20.0 TFL, 8.5 sacks, 3 FF, 5 FR, 1 INT, 1 PBU, 1 blocked punt**
- **2025 Stats: 8 tackles, 1 FR, 1 PBU, 1 blocked punt**
- Transferred from Maine (2021-24)
- 2024 at Maine: Started all 12 games, 72 tackles, 12.5 TFL, 6.0 sacks, 2 FF, 2 FR, 1 INT
- 2024 Second Team All-Coastal Athletic Association
- Career-high 13 tackles at Delaware (2024)
- Career-high 3.0 TFL vs. Rhode Island (2023)
- Career-high 1.5 sacks in two games

## #9 MATTHEW SLUKA

- **Career Games: 46 (40 starts)**
- **Career Stats: 439/763 (.575), 6,284 passing yards, 66 TD, 18 INT 665 carries, 3,949 rushing yards, 41 rush TD, 1 reception, 21 receiving yards**
- **2025 Stats: 6/9 (.667), 50 passing yards, 1 TD, 2 INT, 27 carries, 113 rushing yards, 2 TD**
- Transferred from UNLV (2024)
- Holy Cross all-time leader in career pass efficiency (147.4), second in rushing yards (3,583) and rushing TD (38) and fifth in passing yards (5,916) and passing TD (59)
- Set NCAA Division I rushing record by a QB - 330 vs. Lafayette on Oct. 21, 2023

- 2024 at UNLV: Started three games, 21/48 (.438), 318 passing yards, 6 TD, 1 INT, 39 carries, 253 rushing yards, TD
- 2022 and 2023 Walter Payton Award Finalist
- 2022 and 2023 FCS All-American
- 2023 Patriot League Player of the Year
- 2022 and 2023 First Team All-Patriot League and Second Team in 2021
- 2021 Jerry Rice Award Finalist
- 2021 Patriot League Rookie of the Year
- Career-high 23 completions at Yale (2023)
- Career-high 35 pass attempts at Villanova (2021)
- Career-high 325 passing yards vs. Harvard (2023)
- Career-high .800 completion percentage in two games
- Career-high 4 passing TD in four games
- Career-long 74-yard pass vs. Harvard (2023)
- Career-high 28 carries vs. Lafayette (2023)
- Career-high 330 rushing yards vs. Lafayette (2023)
- Career-high 3 rushing TD vs. Lafayette (2023)
- Career-long 76-yard rush at UConn (2021)
- Career-high 6 total TD at Yale (2023)
- Career-high 465 total yards vs. Fordham (2022)
- 2 career 300-yard passing games
- 16 career 100-yard rushing games

## #10 JT KOUAME-YAO

- **Career Games: 22 (21 starts)**
- **Career Stats: 169 tackles, 18.5 TFL, 4.5 sacks, 1 FR, 3 INT, 3 PBU, 1 block**
- **2025 Stats: No stats**
- Transferred from Division II Shepherd (2022-24)
- 2024 at Shepherd: Started nine of 10 games, 62 tackles, 11.5 TFL, 3.5 sacks, 1 PBU
- 2024 First Team All-PSAC East
- Career-high 13 tackles at Shippensburg (2024)
- Career-high 4.0 TFL at Shippensburg (2024)
- Career-high 1.5 sacks at Seton Hill (2024)
- Career-high 2 interceptions at Bloomsburg (2024)

## #10 BRAEDEN WISLOSKI

- **Career Games: 27**
- **Career Stats: 7 receptions, 79 receiving yards, 8.4 yards per punt return (8 att.), 22.8 yards per kickoff return (20 att.), 1 kick return TD**
- **2025 Stats: 2 receptions, 4 receiving yards, 15.5 yards per kick return (2 att.)**
- Transferred from Maryland (2023-24)
- 2024 at Maryland: Played in 11 games, 5 receptions, 75 receiving yards, 8.4 yards per punt return, 21.5 yards per kickoff return
- Career-high three catches at Indiana (2024)
- Career-high 59 receiving yards at Indiana (2024)
- Career-long 37-yard catch at Indiana (2024)
- Career-long 27-yard punt return vs. Villanova (2024)
- Career-long 98-yard kickoff return vs. Virginia (2023)

## #11 NICK DEGENNARO

- **Career Games: 45 (29 starts)**
- **Career Stats: 171 receptions, 2,115 receiving yards, 16 TD**
- **2025 Stats: 6 receptions, 71 receiving yards**
- Transferred from Richmond (2022-24)
- 2024 at Richmond: Started nine games, 40 receptions, 576 receiving yards, 4 TD
- 2024 Third Team All-Coastal Athletic Association
- 2024 Second Team All-CAA
- Career-high 13 catches at Albany (2023)
- Career-high 162 receiving yards at Bryant (2024)
- Career-high 3 receiving TD vs. Maine (2023)
- Career-long 69-yard catch at Rhode Island (2023)
- 4 Career 100-yard receiving games

## #11 TRASHON DYE

- **Career Games: 7**
- **Career Stats: 4 tackles**
- **2025 Stats: 2 tackles**
- 2024: 2 tackles
- Career-high 2 tackles vs. Weber State (2025)

## #11 PATRICK REA

- **Career Games: 22**
- **Career Stats: 85 punts, 3,354 punt yards (39.5 avg.), 26 punts I20, 7 punts 50+ yards**
- **2025 Stats: 8 punts (38.0 avg.), 2 punts I20, 1 carry, 7 rushing yards**
- Transferred from Louisiana Tech (2022-24)
- 2024 at Louisiana Tech: 67 punts, 2,654 punt yards (39.6 avg.), 23 punts I20, 6 punts 50+ yards, long of 70
- Career-long 70-yard punt vs. Nicholls (2024)
- Career-high 47.7 yards per punt (min. 3) vs. Army West Point (2024)
- Career-high 4 punts inside the 20 vs. Kennesaw (2024)
- Career-high 2 50+ yard punts vs. Nicholls (2024)

## #12 ZA'RON COLLINS

- **Nickname: "Smoke"**
- **Career Games: 14 (6 starts)**
- **Career Stats: 22 receptions, 391 receiving yards, 2 TD**
- **2025 Stats: 1 reception, 2 yards**
- Transferred from Division II Tusculum (2023-24)
- 2024 at Tusculum: Started two of three games, 10 receptions, 228 receiving yards
- Career-high four catches at West Alabama (2024)
- Career-high 131 receiving yards at Lenoir-Rhyne (2024)
- Career-high 2 receiving TD at Erskine (2023)
- Career-long 57-yard catch at Lenoir-Rhyne (2024)
- Career-long 50-yard rush at West Alabama (2024)
- 1 Career 100-yard receiving game

## #12 KYE HOLMES

- **Career Games: 39 (4 starts)**
- **Career Stats: 53 tackles, 0.5 TFL, 1 INT, 1 PBU**
- **2025 Stats: 5 tackles, 1 INT**
- 2024: 21 tackles, PBU
- Career-high 6 tackles in two games

## #13 TYLER BROWN

- **Career Games: 16 (3 starts)**
- **Career Stats: 24 tackles, 1.5 TFL, 0.5 sack, 1 FR, 1 INT, 2 PBU**
- **2025 Stats: 11 tackles, 1 INT, 2 PBU**
- 2024: 13 tackles, 1.5 TFL, 0.5 sack, 1 FR
- Career-high 4 tackles in three games
- Career-high 1.5 TFL vs. Western Kentucky (2024)
- Career-high 2 PBU vs. Weber State (2025)

## #13 LANDON ELLIS

- **Career Games: 29 (20 starts)**
- **Career Stats: 78 receptions, 917 receiving yards, 7 TD**
- **2025 Stats: 8 receptions, 115 receiving yards, 2 TD**
- Transferred from Richmond (2023-24)
- 2024 at Richmond: Started 10 of 13 games, 50 receptions, 588 receiving yards, 4 TD
- Career-high 12 catches vs. Lehigh (2024)
- Career-high 131 receiving yards at Delaware State (2024)
- Career-high 2 receiving TD vs. Towson (2024)
- Career-long 61-yard catch at Delaware State (2024)
- 2 Career 100-yard receiving games





## #14 ALONZA BARNETT III

- **Career Games: 18 (15 starts)**
- **Career Stats: 263/439 (.599), 3,072 passing yards, 29 TD, 6 INT, 161 carries, 538 rushing yards, 11 rush TD**
- **2025 Stats: 46/72 (.639), 445 passing yards, 3 TD, 1 INT, 17 carries, 52 rushing yards, 3 TD**
- Maxwell Award Preseason Watch List
- Davey O'Brien Award Preseason Watch List
- Johnny Unitas Golden Arm Award Watch List
- Preseason Second Team All-Sun Belt
- 2024: 213/355 (.600), 2,598 passing yards, 26 TD, 4 INT, 135 carries, 442 rushing yards, 7 rush TD
- 2024 VaSID Offensive Player of the Year
- 2024 Bill Dudley Award Finalist
- 2024 Honorable Mention All-Sun Belt
- 2024 TD Club of Richmond QB of the Year
- JMU-record 7 total TD at North Carolina (2024)
- First SBC player with 5 pass TD/2 rush TD in same game
- Career-high 22 completions in three games
- Career-high 47 pass attempts at ULM (2024)
- Career-high 388 passing yards at North Carolina (2024)
- Career-high 5 passing TD in two games
- Career-long 73-yard completion at Charlotte (2024)
- Career-high 15 carries at ULM (2024)
- Career-high 99 rushing yards at North Carolina (2024)
- Career-high 2 rush TD in three games
- Career-long 50-yard rush at Old Dominion (2024)
- Career-high 487 total yards at North Carolina (2024)
- 2 Career 300-yard passing games

## #14 KJ FLOWE

- **Career Games: 16**
- **Career Stats: 19 tackles, 0.5 TFL, 4 PBU**
- **2025 Stats: 1 tackle, 1 PBU**
- 2024: 18 tackles, 0.5 TFL, 3 PBU
- Career-high 3 tackles at North Carolina (2024)
- Career-high 2 PBU vs. Coastal Carolina (2024)

## #15 LACOTA DIPPRE

- **Career Games: 16 (4 starts)**
- **Career Stats: 3 receptions, 46 yards, 1 TD**
- **2025 Stats: 3 receptions, 46 yards, 1 TD**
- Transferred from Charlotte (2023-24)
- Switched from DL to TE when transferring to JMU
- 2024 at Charlotte: Started two of 12 games
- Career-high 2 receptions at Liberty (2025)
- Career-high 43 receiving yards at Liberty (2025)
- Career-long 36-yard catch at Liberty (2025)
- His brother CJ is a rookie with the New England Patriots

## #15 SAHIR WEST

- **Career Games: 5 (3 starts)**
- **Career Stats: 8 tackles, 1.5 TFL**
- **2025 Stats: 8 tackles, 1.5 TFL**
- 2024: Played in two games
- Career-high 4 tackles at Liberty (2025)
- Career-high 1.5 TFL at Louisville (2025)

## #16 TJ MCGILL

- **Career Games: 19 (13 starts)**
- **Career Stats: 72 tackles, 2.5 TFL, 1 FF, 1 INT, 5 PBU**
- **2025 Stats: 3 tackles**
- Transferred from William & Mary (2023-24)
- 2024 at William & Mary: Started all 12 games, 61 tackles, 2.5 TFL, 1 FF, 1 INT, 4 PBU
- 2024 FCS Freshman All-American
- Career-high 9 tackles at Stony Brook (2024)
- Career-high 1.0 TFL in two games

## #17 MICHAEL SCOTT

- **Career Games: 3 (1 start)**
- **Career Stats: 4 receptions, 38 receiving yards, 1 carry, 1 rushing yard**
- **2025 Stats: 4 receptions, 38 receiving yards, 1 carry, 1 rushing yard**
- Career-high four receptions vs. Weber State (2025)
- Career-high 38 receiving yards vs. Weber State (2025)
- Career-long 14-yard catch vs. Weber State (2025)

## #18 LOGAN KYLE

- **Career Games: 46 (4 starts)**
- **Career Stats: 27 receptions, 289 receiving yards, TD, 25 rushing yards**
- **2025 Stats: 4 receptions, 49 receiving yards**
- 2024: Started one of 13 games, 11 receptions, 132 yards, TD
- Career-high 3 catches in two games
- Career-high 37 receiving yards vs. Kentucky (2023)
- Career-long 30-yard catch vs. Ball State (2024)
- Career-long 13-yard rush vs. Hawaii (2023)

## #19 MAX LIPINSKI

- **Career Games: 3**
- **Career Stats: 1/2 FG, 7/7 PAT, 10 points, 65.0 avg. on 1 kickoff**
- **2025 Stats: No stats**
- 2024: 1/2 FG, 7/7 PAT, 10 points, 65.0 avg. on 1 kickoff
- Career-high 4 PAT vs. Coastal Carolina (2024)
- Career-high 7 points vs. Coastal Carolina (2024)

## #21 CURTIS HARRIS-LOPEZ

- **Career Games: 37 (21 starts)**
- **Career Stats: 134 tackles, 15.5 TFL, 1.0 sack, 3 FF, 2 INT (1 pick-six), 9 PBU, 26.9 kickoff return avg. (10 att.), 1 kickoff return TD**
- **2025 Stats: 3 tackles**
- Transferred from Holy Cross (2021-24)
- 2024 at Holy Cross: Started all 12 games, 56 tackles, 9.5 TFL, 1 FF, 2 INT (1 pick-six), 5 PBU
- 2024 Second Team All-Patriot League
- Career-high 11 tackles vs. Harvard (2023)
- Career-high 3.5 TFL at Rhode Island (2024)
- Career-high 2 forced fumbles vs. Bucknell (2022)
- Career-high 3 PBU vs. Fordham (2024)
- Career-long 95-yard kickoff return at Bryant (2024)

## #22 CHASE REGAN

- **Career Games: 16**
- **Career Stats: 11 tackles, 1 FR, 1 blocked punt**
- **2025 Stats: 3 tackles, 1 blocked punt**
- 2024: 8 tackles, 1 FR
- Career-high 3 tackles vs. Weber State (2025)

## #23 JORDAN FULLER

- **Career Games: 38 (13 starts)**
- **Career Stats: 389 carries, 2,123 rushing yards, 44 TD, 17 receptions, 121 receiving yards, 1 TD, 1/1 (1.000), 7 passing yards, 1 pass TD**
- **2025 Stats: 7 carries, 31 rushing yards**
- Transferred from Holy Cross (2021-24)
- Holy Cross all-time leader in rushing touchdowns (44) and total touchdowns (45) and second in career scoring (320)
- #97 on Bruce Feldman's 2025 Freaks List
- 2024 at Holy Cross: 67 carries, 283 rushing yards, 4 TD, 4 receptions, 33 receiving yards
- 2024 William V. Campbell Trophy Semifinalist
- 2023 FCS All-American
- 2023 College Sports Communicators Second Team Academic All-American
- 2023 First Team All-Patriot League and 2022

Second Team All-Patriot League

- 2022 HERO Sports Sophomore All-American
- Career-high 30 carries at Lehigh (2023)
- Career-high 228 rushing yards at Lehigh (2023)
- Career-high 4 rushing touchdowns in two games
- Career-long 70-yard rush at Bucknell (2023)
- Career-high 4 catches at Bucknell (2023)
- Career-high 27 receiving yards at Bryant (2024)
- Career-long 27-yard catch at Bryant (2024)
- 7 career 100-yard rushing games
- 12 career multi-touchdown games

## #23 KEN WILLIS

- **Career Games: 27 (3 starts)**
- **Career Stats: 31 tackles, 1.0 TFL, 2 INT**
- **2025 Stats: 1 tackle**
- Transferred from Cincinnati (2022-24)
- 2024 at Cincinnati: Played in all 12 games, 7 tackles
- Career-high 9 tackles vs. Oklahoma (2023)

## #26 JAYDEN STUDIO

- **Career Games: 10 (4 starts)**
- **Career Stats: 38 tackles, 2.0 TFL, 1 FF, 1 INT, 1 PBU**
- **2025 Stats: No stats**
- Transferred from Kent State (2024)
- 2024 at Kent State: same as career
- Career-high 6 tackles in two games

## #28 JOBI MALARY

- **Career Games: 35 (5 starts)**
- **Career Stats: 235 carries, 1,461 rushing yards, 18 TD, 10 receptions, 65 receiving yards, 1 TD**
- **2025 Stats: 5 carries, 31 rushing yards**
- 2024: Played in all 13 games, 45 carries, 269 rushing yards, 2 TD, 1 reception, 6 receiving yards
- Career-high 23 rushes vs. Eastern Washington (2023)
- Career-high 241 rushing yards vs. Eastern Washington (2023)
- Career-high 6 rush TD vs. Eastern Washington (2023)
- Career-long 75-yard rush vs. Eastern Washington (2023)
- Career-high 3 catches vs. N. Colorado (2022)
- Career-high 25 receiving yards vs. N. Colorado (2022)
- Career-long 12-yard catch vs. N. Colorado (2022)
- 4 career 100-yard rushing games

## #30 JUSTIN EAGLIN

- **Career Games: 15 (6 starts)**
- **Career Stats: 21 tackles, 1 INT, 2 PBU**
- **2025 Stats: 9 tackles, 2 PBU**
- 2024: Started three of 12 games, 12 tackles, 1 INT
- Career-high 4 tackles vs. Ball State (2024)
- Career-high 2 PBU vs. Weber State (2025)

## #32 DJ BARKSDALE

- **Career Games: 29 (16 starts)**
- **Career Stats: 65 tackles, 7.0 TFL, 1.0 sack, 1 FF, 2 INT (1 pick-six), 6 PBU, 15 kickoff returns, 21.3 per return**
- **2025 Stats: 8 tackles, 2.0 TFL, 2 PBU**
- Preseason Second Team All-Sun Belt
- 2024: Started all 13 games, 42 tackles, 5.0 TFL, 1.0 sack, 1 FF, 2 INT (1 pick-six), 3 PBU
- 2024 Boca Raton Bowl Defensive MVP
- 2023 VaSID Second Team All-State KR
- Career-high 7 tackles at North Carolina (2024)
- Career-high 2.0 TFL in two games
- Career-high 1.0 sack vs. Southern Miss (2024)
- Career-high 2 PBU vs. Ball State (2024) and Weber State (2025)
- Career-long 41-yard kick return at Utah State (2023)





### #33 LOGAN KETCHAM

- **Career Games: 37**
- **2025: 3 games as primary long snapper**
- 2024: Played in all 13 games, primary long snapper
- 2023 Bay Six All-Conference LB at Laney College

### #33 ANDREW TADDEO

- **Career Games: 35 (16 starts)**
- **Career Stats: 75 tackles, 13.0 TFL, 6.0 sacks, 1 FF, 2 FR (1 touchdown), 1 PBU**
- **2025 Stats: 4 tackles, 1.0 TFL**
- Transferred from Colgate (2021-24)
- 2024 at Colgate: Started all 11 games, 34 tackles, 7.5 TFL, 5.0 sacks
- 2024 First Team All-Patriot League
- Career-high 8 tackles at Fordham (2024)
- Career-high 3.0 TFL in two games
- Career-high 3.0 sacks at Fordham (2024)

### #40 JACKSON SNYDER

- **Career Games: 1**
- **Career Stats: No Stats**
- **2025 Stats: No stats**
- 2024: Did not see any action

### #44 DJ COTTON JR.

- **Career Games: 12**
- **Career Stats: 2 tackles, 1.0 TFL, 1.0 sack**
- **2025 Stats: 1 tackle, 1.0 TFL, 1.0 sack**
- 2024: 1 tackle

### #46 IMMANUEL EZEUGU

- **Career Games: 4**
- **Career Stats: 4 tackles, 1.0 TFL, 1 PBU**
- **2025 Stats: 3 tackles, 1.0 TFL, 1 PBU**
- 2024: 1 tackle
- Career-high 2 tackles at Liberty (2025)
- Career-high 1.0 TFL vs. Weber State (2025)

### #47 KEVIN KABASELE

- **Career Games: 1**
- **Career Stats: No stats**
- **2025 Stats: No stats**
- 2024: Redshirted

### #47 JOSIAH KENNARD

- **Career Games: 33**
- **2025: 3 games as primary short snapper**
- Transferred from East Texas A&M (2021-24)
- 2024 at East Texas: Played in all 12 games, serving as primary long snapper

### #52 CARTER SWEAZIE

- **Career Games: 23 (12 starts)**
- **2025: Started 3 games at left guard**
- 2024: Started eight of 10 games at left guard

### #54 BRANDON FIQUE

- **Career Games: 16**
- **Career Stats: 9 tackles**
- **2025 Stats: 2 tackles**
- 2024: 7 tackles
- Career-high 2 tackles vs. Georgia State (2024)

### #55 RILEY ROBELL

- **Career Games: 9 (2 starts)**
- **2025: Played in 2 games with 1 start at right guard**
- 2024: Played in 6 games with 1 start at left guard

### #56 JAKOBE CAMPBELL

- **Career Games: 3**
- **2025: Played in 2 games**
- 2024: Redshirted, played in 1 game

### #56 DREW SPINOATTI

- **Career Games: 25 (12 starts)**
- **Career Stats: 86 tackles, 9.0 TFL, 1 FF, 1 PBU**
- **2025 Stats: 5 tackles, 2.5 TFL**
- Transferred from Holy Cross (2023-24)
- 2024 at Holy Cross: Started all 12 games, 71 tackles, 6.5 TFL, 1 FF, 1 PBU
- Career-high 9 tackles at Colgate (2024)
- Career-high 2.0 TFL at Syracuse (2024)

### #58 GRIFFIN HART

- **Career Games: 5**
- **2025: Played in 1 game**
- 2024: Played in 4 games

### #60 ZACH GREENBERG

- **Career Games: 34 (31 starts)**
- **2025: Started 3 games at center**
- Transferred from North Carolina (2024)
- 2024 at UNC: Played in four games with one start
- 2023 Second Team All-Region 2
- 2021 and 2023 First Team All-Centennial Conference at Division III Muhlenberg

### #66 JD RAYNER

- **Career Games: 1**
- **2025: Played in 1 game**
- 2024: High school senior at Catholic Memorial (MA)

### #68 TRENT WILSON

- **Career Games: 3**
- **2025: Played in 3 games**
- 2024: High school senior at Southlake Carroll (TX)

### #70 BRETT DAVIS

- **Career Games: 15**
- **2025: Played in 2 games**
- 2024: Played in 10 games

### #71 DEACON RAWLS

- **Career Games: 3**
- **2025: Played in 3 games**
- 2024: Redshirted

### #72 JOSH TONER

- **Career Games: 37 (13 starts)**
- **2025: Started 2 games at right guard**
- 2024: Played in all 13 games with four starts at left guard

### #73 EVAN BUSHONG

- **Career Games: 2**
- **2025: Played in 2 games**
- 2024: Redshirted

### #76 PAT MCMURTRIE

- **Career Games: 45 (45 starts)**
- **2025: Started 3 games at right tackle**
- Outland Trophy Watch List
- HERO Sports Group of Five Preseason First Team All-American
- Preseason First Team All-Sun Belt
- 2024: Started all 13 games at right tackle
- 2024 First Team All-Sun Belt
- 2024 VaSID First Team All-State
- 2024 First Team All-ECAC
- 2024 Sun Belt's top rated tackle, allowing zero sacks on the season
- 2021 and 2023 Second Team All-Patriot League

### #77 CAM MCNAIR

- **Career Games: 34 (13 starts)**
- **2025: Has not played**
- Transferred from Holy Cross (2021-24)
- 2024 at Holy Cross: Started all 12 games at right tackle
- 2024 First Team All-Patriot League

### #78 JAMES POGORELC

- **Career Games: 26 (2 starts)**
- **2025: Played in 1 game**
- Transferred from Duke (2024)
- 2024 at Duke: Played in 12 games

### #79 JOSEPH SIMMONS

- **Career Games: 19 (4 starts)**
- **2025: Started 3 games at left tackle**
- 2024: Played in all 13 games with one start at left tackle

### #83 CHASE MILLER

- **Career Games: 13 (8 starts)**
- **Career Stats: 15 receptions, 225 receiving yards, 3 TD**
- **2025 Stats: No stats**
- Transferred from Stonehill (2024)
- 2024 at Stonehill: Started eight of 11 games, 15 receptions, 225 receiving yards, 3 TD
- Career-high 4 catches vs. Central Connecticut (2024)
- Career-high 70 receiving yards vs. Central Conn. (2024)
- Career-long 66-yard catch at LIU (2024)

### #85 RYDER POST

- **Career Games: 1**
- **2025: Played in 1 game**
- 2024: Redshirted

### #88 KELLS BUSH

- **Career Games: 16**
- **Career Stats: 16 tackles**
- **2025 Stats: 4 tackles**
- Transferred from Louisiana Tech (2023-24)
- 2024 at La. Tech: Played in 12 games, 11 tackles
- Career-high 3 tackles vs. Weber State (2025)

### #88 DYLAN WILLIAMS

- **Career Games: 15 (2 starts)**
- **Career Stats: 7 receptions, 62 receiving yards, 2 TD**
- **2025 Stats: No stats**
- 2024: same as career
- Career-high 2 catches vs. Ball State (2024)
- Career-high 16 receiving yards at Old Dominion (2024)
- Career-long 16-yard catch at Old Dominion (2024)

**#89 JOSH PHIFER**

- **Career Games: 17 (3 starts)**
- **2025: No stats**
- 2024: Started three of 10 games, 2 receptions, 41 receiving yards, 1 TD, 1 2-point conversion
- Career-long 37-yard catch at App State (2024)

**#90 TERRY LOCKETT JR.**

- **Career Games: 40 (13 starts)**
- **Career Stats: 59 tackles, 5.5 TFL, 2.5 sacks, 3 FR, 3 PBU**
- **2025 Stats: 5 tackles**
- 2024: 9 tackles, 0.5 TFL, 0.5 sack, 1 PBU
- Career-high 5 tackles vs. Boston College (2023)
- Career-high 1.0 TFL in five games
- Career-high 1.0 sack in two games
- Career-high 2 fumble recoveries at Purdue (2023)

**#93 MYCHAL MCMULLIN**

- **Career Games: 19**
- **Career Stats: 23 tackles, 2.5 TFL, 1.5 sacks**
- **2025 Stats: 10 tackles, 1.0 TFL**
- 2024: Played in all 13 games, 13 tackles, 1.5 TFL, 1.5 sacks
- Career-high 5 tackles vs. Weber State (2025)
- Career-high 1.5 TFL vs. Southern Miss (2024)
- Career-high 1.5 sacks vs. Southern Miss (2024)

**#95 CRISTIANO ROSA**

- **Career Games: 16**
- **Career Stats: 2/4 FG, 3/4 PAT, 9 points, 63.7 yards per kickoff (86 att.) with 61 touchbacks**
- **2025: 62.9 yards per kickoff (17 att.) with 9 touchbacks**
- 2024 Stats: 69 kickoffs, 63.9 kickoff average, 52 TB, 1/1 FG, 3/4 PAT
- Career-long 40-yard FG vs. Southern Miss (2024)
- Career-high 3 PAT vs. Southern Miss (2024)
- Career-high 6 points vs. Southern Miss (2024)

**#97 AIDEN GOBAIRA**

- **Career Games: 3**
- **Career Stats: 6 tackles, 2.0 TFL, 2.0 sacks**
- **2025 Stats: 6 tackles, 2.0 TFL, 2.0 sacks**
- Transferred from Notre Dame (2022-23)
- Did not participate at ND in 2024 after being medically DQ'd
- Career-high 3 tackles at Liberty (2025)
- Career-high 2.0 TFL at Liberty (2025)
- Career-high 2.0 sacks at Liberty (2025)

**#98 TURNER SCHMIDT**

- **Career Games: 13**
- **Career Stats: 16 tackles, 5.5 TFL, 4.5 sacks, 1 FR**
- **2025 Stats: No stats**
- Transferred from Robert Morris (2024)
- 2024 at RMU: same as career
- Career-high 4 tackles in two games
- Career-high 2.5 TFL at Wagner (2024)
- Career-high 2.0 sacks at Wagner (2024)

**MOVING TO 3-0 AGAINST CUSA**

- With last weekend's win at Liberty, JMU is now 3-0 all-time against the Conference USA.
- JMU first matched up with the conference in its first game as a member of the FBS when it hosted and rolled to a 44-7 victory at home against Middle Tennessee on Sept. 23, 2022.
- Last year, JMU capped off the 2024 campaign with a 27-17 win against WKU in the Boca Raton Bowl on Dec. 18, 2024.
- JMU has outscored CUSA opponents by a wide margin, at 102 to 37.

**10 SCHEDULED GAMES FOR JMU-LU**

- Earlier in September, JMU and LU announced the formation of the Battle of the Blue Ridge.
- The teams had previously signed contracts for six games, but the start of the football rivalry also came with the addition of four more game dates, reaching as far as 2040.
- The game on Sept. 15, 2040, in Lynchburg is the furthest signed contract for any game in all of college football.
- Liberty makes a trip to JMU next September before the rivalry takes a five-year hiatus.
- Beginning in 2031, the teams begin a stretch of eight games over a 10-season span, with consecutive matchups from 2031 to 2034 and 2037 through 2040.

**SIX STRAIGHT WINS IN OPENERS**

- With its 45-10 win over Weber State, JMU has now won six straight season openers.
- The Dukes have won the six by an average margin of 46.2 to 6.2, as no team has scored more than 10 points during the span.
- Dating back to the 1972 inaugural season, JMU is now 31-22-1 in season openers.
- The win also moved JMU to 43-11 in home openers, having won 23 in a row since 2003.
- JMU has produced north of 40 points in 17 of those 23 home-opening triumphs.

**SUN BELT EAST FAVORITES**

- JMU is the preseason pick to win the Sun Belt East Division title in 2025, as it garnered 11 of 14 first-place votes to tally 94 points in the Preseason Coaches Poll.
- Georgia Southern followed in second place with one first-place vote and 76 points, followed by App State in third with 60 points.
- Opposite to JMU, the West Division's top-two favorites both reside on the Dukes' 2025 schedule at Louisiana and Texas State each took six first-place votes, finishing with 86 and 76 points, respectively.
- JMU finished atop the East Division in both 2022 and 2023 but was unable to compete in the Sun Belt Football Championship due to FCS-to-FBS reclassification rules.

WATCH LIST SEASON

**ALONZA BARNETT III, QB**  
Maxwell Award  
Davey O'Brien National Quarterback Award  
Johnny Unitas Golden Arm Award

**PAT MCMURTRIE, OL**  
Outland Trophy

**IMMANUEL BUSH, DL**  
Bronko Nagurski Trophy  
Outland Trophy

**JACOB THOMAS, SAF**  
Chuck Bednarik Award  
Paycom Jim Thorpe Award

**BLAKE KENDALL, QB**  
AFCA Good Works Team  
Wuerffel Trophy

**JORDAN FULLER, RB**  
Bruce Feldman's Freaks List (#97)

**AYO ADEYI**  
Earl Campbell Tyler Rose Award

**PRESEASON ALL-SUN BELT**  
Pat McMurtrie, OL - First Team  
George Pettaway, RB - First Tem  
Jacob Thomas, SAF - First Team  
DJ Barksdale, NKL - Second Team  
Alonza Barnett III, QB - Second Team  
Immanuel Bush, DL - Second Team  
Trent Hendrick, LB - Second Team  
George Pettaway, All-Purpose - Second Team

**BRIDGEFORTH TOP ATTENDANCES**

- JMU has seen the two top season attendances at Bridgeforth Stadium in 2023 and 2024.
- Last season, JMU set a single-season attendance record, as a total of 152,234 spectators watched JMU football at Bridgeforth Stadium.
- That's an average of 25,372 per game, which is 102% of the stadium's capacity.
- In 2024, JMU welcomed 150,427 fans to Bridgeforth stadium for an average of 25,071.
- Following a season-opening sellout, JMU has now had 11 sellouts over the past 13 home games.
- Below are JMU's top-10 home attendances.

Attendance	Game	Date
26,239	JMU 30, Old Dominion 27	10/28/23
26,159	Marshall 26, JMU 12	10/22/22
26,069	Richmond 59, JMU 49	10/24/15
26,064	JMU 31, South Alabama 23	9/30/23
25,993	JMU 30, Villanova 8	10/14/17
25,838	App State 26, JMU 23 (OT)	11/18/23
25,786	JMU 63, Ball State 7	9/28/24
25,742	JMU 31, Richmond 7	10/1/11
25,709	JMU 38, Georgia State 7	11/9/24
25,622	JMU 39, Coastal Carolina 7	10/5/24

**KENDALL GIVES BACK**

- JMU quarterback Blake Kendall has been nominated for the 2025 AFCA Good Works Team and the Wuerffel Trophy.
- The Good Works Team recognizes football players' commitment to community service and leadership beyond the gridiron.
- The Wuerffel Trophy is college football's premier award for community service and one of the most meaningful awards in collegiate sports.
- Kendall has been involved with numerous community service activities, which includes leading a food donation drive for local elementary schools. Last spring, he connected with the family of John Paul Macri, a terminally sick child, and the team invited him to the 2025 Spring Game, where Kendall was able to hand the ball off to John Paul for a touchdown on the final play in front of thousands of fans.
- He's also helped annually with JMU's Be The Match Bone Marrow blood drive and as participated in various reading days and field days at local elementary schools in the Valley.
- Kendall also raised awareness for kidney disease due to an immediate family member's illness and helped out at local homeless shelters, making meals during the holidays both in Florida and Maryland.

**11 STRAIGHT WINNING SEASONS**

- In 2024 and under first-year head coach Bob Chesney, JMU registered its 11th consecutive winning season.
- JMU has now produced at least a .500 record or better in 22 straight seasons.
- The Dukes are one of two Division I programs (FBS or FCS) to achieve the feat, joining Boise State out of the Mountain West.
- Since 2003, JMU has produced 20 winning seasons with a pair of 6-6 records added in.
- Success has heightened over the past 11 years, as JMU has gone 116-27 (.811), which includes at least eight wins in every season other than 2020-21, in which JMU played just eight (7-1).
- JMU has claimed double-digit wins four times during the stretch, including a program-record 14 in both 2016 and 2017.
- Since moving up to FBS, JMU is also 28-9 (.757).
- Dating back to year one of the program in 1972, JMU has a winning record in 35 of 53 seasons.

VOTES IN PRESEASON AP POLL

- JMU received votes in the 2025 Associate Press Top 25 Preseason Poll, tallying nine points.
- The Dukes are tied for the 13th team outside the top 25, as this is the most points ever for JMU in the AP's preseason poll.
- Back in 2023, JMU received one point in the AP's initial poll.
- JMU has earned top-25 rankings in both 2022 and 2023, ranking as high as #18 in 2023.

FBS STATISTICAL CHAMPIONS

- Playing in its first season as a full-fledged FBS member in 2024, JMU captured a pair of statistical title from the NCAA members.
- JMU finished atop the Football Bowl Subdivision in both turnover margin and fewest interceptions thrown.
- The Dukes finished 2024 with a +1.54 turnover margin, producing 20 more takeaways than turnovers. JMU ranked third nationally with 29 takeaways, intercepting 17 passes (7th in FBS) and recovering 12 fumbles (6th in FBS).
- The Dukes were also third in the subdivision with just nine turnovers, two off the nation's leader, Vanderbilt.
- Offensively, JMU finished in a four-way tie for fewest interceptions thrown, with just four.
- The Dukes were matched by Marshall, Army West Point and Vanderbilt.
- However, JMU finished alone in first in fewest interceptions per pass attempts, at one in every 95.5 passes, as opposed to Marshall's one per 83.25 tries.

BEST RECORD IN A TRANSITION

- JMU completed its reclassification from FCS to FBS with the best record in history.
- Over two seasons, JMU put together a 19-5 overall record while playing full FBS schedules.
- That also included finishing atop the Sun Belt Conference East Division in each of those seasons, going a combined 13-3 in conference bouts.
- In 2023, JMU went 11-1 during the regular season and 7-1 in Sun Belt play, finishing with an 11-2 mark after facing Air Force in the Lockheed Martin Armed Forces Bowl.
- It was JMU's first Bowl Season berth, and despite going through reclassification and due

to a lack of bowl-eligible teams, both JMU and Jacksonville State, both in year two of FCS to FBS, earned bids.

- Prior to last season, no team had ever won more than its first five games during a transition up to the FBS level, though JMU was one of those teams in 2022.
- The Dukes won 10 games over FBS opponents in 2023, which is a record for any year-two transitioning team.
- Georgia Southern previously beat eight FBS foes during the 2014 season.
- In 2022, JMU started 5-0 and became the inaugural first-year transition team to earn an AP Top 25 ranking.
- The Dukes were ranked in the AP Top 25 for seven straight polls entering the 2023 postseason and in the US LBM Coaches Poll for six of seven.

THE JMU MEDIA ALL-NAME TEAM

- As voted on by eight of JMU football's media members, here is the 2025 All-Name Team for this year's roster.
- Lacota Dippre led the way by a wide margin, as he garnered half of the first-place votes.

First Team

Lacota Dippre  
Ibraheem “Moosh” Ramadan  
Ayo Adeyi  
Chantz Harley  
Arrion Concepcion  
Zicri Forest

Second Team

Za’Ron “Smoke” Collins  
KJ Flowe  
Jobi Malary  
Gannon Weathersby  
Carter Sweazie  
JT Kouame-Yao

NATIONAL RANKINGS

OFFENSE

Time of Possession	34:12	11th
Rushing Yards	222.0	22nd
Third Down Conversions	.500	24th

DEFENSE

Passing Yards	103.3	2nd
Pass Efficiency Defense	80.91	3rd
Total Defense	215.0	6th
First Downs Allowed	12.67	9th
Third Down Conversions	.262	19th
Scoring Defense	17.0	36th
Rushing Yards	111.7	46th

SPECIAL TEAMS

Blocked Punts	2	3rd
Blocked Kicks	2	6th
Punt Return Defense	0.0	8th

JACOB THOMAS

Forced Fumbles	1	22nd
----------------	---	------

XAVIER HOLMES

Fumble Recoveries	1	12th
-------------------	---	------

WAYNE KNIGHT

All Purpose Yards	122.7	26th
Kickoff Returns	22.3	33rd

JMU STARTING LINEUP BY GAME

OFFENSE

	LT	LG	C	RG	RT	QB	RB	WR	WR	WR	TE
WEBER ST.	SIMMONS	SWEAZIE	GREENBERG	TONER	MCMURTRIE	BARNETT III	KNIGHT	DEGENNARO	ELLIS	SCOTT	DIPPRE
LOUISVILLE	SIMMONS	SWEAZIE	GREENBERG	TONER	MCMURTRIE	BARNETT III	KNIGHT	DEGENNARO	ELLIS	ALSTON	KYLE
LIBERTY	SIMMONS	SWEAZI	GREENBERG	ROBELL	MCMURTRIE	BARNETT III	KNIGHT	DEGENNARO	ELLIS	SANCHEZ	DIPPRE
GA. SOUTH.											
GEORGIA ST.											
LOUISIANA											
ODU											
TEXAS ST.											
MARSHALL											
APP ST.											
WASH. ST.											
COASTAL											

DEFENSE

	DE	DL	DL	DE	LB	LB	NICKEL	CB	CB	SAF	SAF
WEBER ST.	WEST	BUSH	LOCKETT JR.	A. THOMAS	HENDRICK	WEATHERSBY	BARKSDALE	EAGLIN	RODGERS	J. THOMAS	BROWN
LOUISVILLE	WEST	BUSH	LOCKETT JR.	A. THOMAS	HENDRICK	WEATHERSBY	BARKSDALE	EAGLIN	CULP	J. THOMAS	BROWN
LIBERTY	WEST	BUSH	LOCKETT JR.	A. THOMAS	HENDRICK	WEATHERSBY	BARKSDALE	EAGLIN	CULP	J. THOMAS	BROWN
GA. SOUTH.											
GEORGIA ST.											
LOUISIANA											
ODU											
TEXAS ST.											
MARSHALL											
APP ST.											
WASH. ST.											
COASTAL											

LONGEST DRIVES OF THE 2025 SEASON	
JAMES MADISON	OPPONENT
BY PLAYS	BY PLAYS
12 (FG) - 1st Quarter at Liberty - 9/20	13 (FG) - 2nd Quarter at Louisville - 9/5
11 (TD) - 1st Quarter at Louisville - 9/5	13 (FG) - 3rd Quarter at Liberty - 9/20
11 (INT) - 1st Quarter at Liberty - 9/20	11 (FG) - 1st Quarter at Liberty - 9/20
11 (TD) - 3rd/4th Quarter at Liberty - 9/20	10 (INT) - 4th Quarter vs. Weber State - 8/30
10 (TD) - 1st Quarter vs. Weber State - 8/30	10 (TD) - 2nd Quarter at Liberty - 9/20
10 (TD) - 1st Quarter vs. Weber State - 8/30	10 (DOWNS) - 4th Quarter at Liberty - 9/20
10 (TD) - 2nd Quarter vs. Weber State - 8/30	
BY YARDS	BY YARDS
81 (TD) - 3rd Quarter at Liberty - 9/20	81 (TD) - 4th Quarter at Louisville - 9/5
78 (TD) - 1st Quarter vs. Weber State - 8/30	75 (TD) - 3rd Quarter at Louisville - 9/5
77 (TD) - 2nd Quarter at Liberty - 9/20	74 (TD) - 2nd Quarter at Liberty - 9/20
75 (TD) - 3rd Quarter at Louisville - 9/5	59 (FG) - 3rd Quarter at Liberty - 9/20
70 (INT) - 1st Quarter at Liberty - 9/20	56 (FG) - 2nd Quarter at Louisville - 9/5
BY TIME	BY TIME
5:52 (TD) 3rd/4th Quarter Quarter at Liberty - 9/20	6:54 (FG) - 3rd Quarter at Liberty - 9/20
5:35 (TD) - 1st Quarter at Louisville - 9/5	5:58 (FG) - 2nd Quarter at Louisville - 9/5
5:31 (DOWNS) - 4th Quarter at Louisville - 9/5	4:47 (FG) - 1st Quarter at Liberty - 9/20
5:18 (FG) - 1st Quarter at Liberty - 9/20	4:34 (TD) - 2nd Quarter at Liberty - 9/20
5:16 (TD) - 1st Quarter vs. Weber State - 8/30	4:09 (INT) - 4th Quarter vs. Weber State - 8/30

DRIVE RESULT FOLLOWING TURNSOVERS	
JMU TAKEAWAYS	OPPONENT TAKEAWAYS
<b>JMU vs. Weber State (3)</b> Interception - 3rd Quarter - Interception (2 plays, 18 yards) Interception - 4th Quarter - Punt (3 plays, 8 yards) Interception - 4th Quarter - Touchdown (1 play, 5 yards)	<b>Weber State at JMU (2)</b> Fumble - 2nd Quarter - Touchdown (2 plays, 21 yards) Interception - 3rd Quarter - Punt (3 plays, -3 yards)
<b>JMU at Louisville (1)</b> Fumble - 2nd Quarter - Downs (8 plays, 29 yards)	<b>Louisville vs. JMU (2)</b> Fumble - 4th Quarter - Touchdown on recovery (no plays) Interception - 4th Quarter - Punt (3 plays, 3 yards)
	<b>Liberty vs. JMU (1)</b> Interception - 1st Quarter - Punt (6 plays, 15 yards)

DUKES IN THE NATIONAL POLLS		
	AP TOP 25	US LBM COACHES POLL
PRESEASON	Receiving Votes (9)	--
WK 2 - SEPT. 2	Receiving Votes (4)	--
WK 3 - SEPT. 7	--	--
WK 4 - SEPT. 14	--	--
WK 5 - SEPT. 21	--	--
WK 6 - SEPT. 28		
WK 7 - OCT. 5		
WK 8 - OCT. 12		
WK 9 - OCT. 19		
WK 10 - OCT. 26		
WK 11 - NOV. 2		
WK 12 - NOV. 9		
WK 13 - NOV. 16		
WK 14 - NOV. 23		
WK 15 - NOV. 30		
BOWL SEASON		

RECORDS WHEN IN '25...	
JMU scores first...	2-1
Opponent scores first...	0-0
JMU leads after 1st...	1-1
JMU trails after 1st...	0-0
JMU tied after 1st...	1-0
JMU leads at half...	1-1
JMU trails at half...	0-0
JMU tied at half...	1-0
JMU leads after 3rd...	2-0
JMU trails after 3rd...	0-0
JMU tied after 3rd...	0-1
JMU leads in rushing...	2-1
Opponent leads in rushing...	0-0
JMU leads in passing...	2-0
Opponent leads in passing...	0-1
JMU leads in total yards...	2-0
Opponent leads in total yards...	0-1
JMU commits fewer penalties...	0-0
Opponent commits fewer penalties...	2-1
Teams tied in penalties...	0-0
JMU over 50% on 3rd...	2-0
JMU less than 50% on 3rd...	0-1
JMU at 50% on 3rd...	0-0
Opponent over 50% on 3rd...	0-0
Opponent less than 50% on 3rd...	2-1
Opponent at 50% on 3rd...	0-0
JMU scores less than 10 points...	0-0
JMU scores 10-19 points...	0-1
JMU scores 20-29 points...	0-0
JMU scores 30-39 points...	1-0
JMU scores 40-49 points...	1-0
JMU scores 50+ points...	0-0
JMU allows less than 10 points...	0-0
JMU allows 10-19 points...	2-0
JMU allows 20-29 points...	0-1
JMU allows 31-39 points...	0-0
JMU allows 40-49 points...	0-0
JMU allows 50+ points...	0-0





# Game & Career Highs

## #0 IMMANUEL BUSH

Season	6.0 CAREER SACKS Career	
4 at Louisville (9/5/25)	<b>Total Tackles</b>	6 vs. Coastal Carolina (10/29/22)
2 at Louisville (9/5/25)	<b>Solo Tackles</b>	3 vs. Air Force (12/23/23)
2.0 at Louisville (9/5/25)	<b>Tackles for Loss</b>	2.0 at Louisville (9/5/25)
1.0 at Louisville (9/5/25)	<b>Sacks</b>	1.5 at James Madison (10/22/22)
--	<b>Forced Fumbles</b>	--
--	<b>Fumble Recoveries</b>	1 at Charlotte (8/31/24)
--	<b>Interceptions</b>	--
--	<b>Pass Breakups</b>	1 2x, last at App State (11/23/24)
--	<b>Blocks</b>	--

## #0 JAYLAN SANCHEZ

Season	9 CAREER RECEIVING TD Career	
4 at Liberty (9/20/25)	<b>Receptions</b>	6 2x, last at UIW (12/7/24)
51 at Liberty (9/20/25)	<b>Receiving Yards</b>	158 at North Carolina A&T (10/7/23)
--	<b>Receiving Touchdowns</b>	2 2x, last vs. Towson (9/14/24)
30 at Liberty (9/20/25)	<b>Reception Long</b>	72 at Hampton (11/2/24)
--	<b>Rush Attempts</b>	1 at William & Mary (11/12/22)
--	<b>Rushing Yards</b>	--
--	<b>Rushing Touchdowns</b>	--
--	<b>Rush Long</b>	--
--	<b>Kick Return Long</b>	30 vs. Hampton (10/29/22)

## #1 JC EVANS

Season	3 CAREER TD (1 PASS, 2 RUSH) Career	
--	<b>Completions</b>	1 vs. Western Kentucky (12/18/24)
1 vs. Weber State (8/30/25)	<b>Pass Attempts</b>	1 2x, last vs. Weber State (8/30/25)
--	<b>Passing Yards</b>	1 vs. Western Kentucky (12/18/24)
--	<b>Completion Percentage</b>	--
--	<b>Passing Touchdowns</b>	1 vs. Western Kentucky (12/18/24)
--	<b>Passing Long</b>	1 vs. Western Kentucky (12/18/24)
--	<b>Interceptions</b>	--
1 vs. Weber State (8/30/25)	<b>Rush Attempts</b>	10 vs. Western Kentucky (12/18/24)
5 vs. Weber State (8/30/25)	<b>Rushing Yards</b>	64 vs. Western Kentucky (12/18/24)
1 vs. Weber State (8/30/25)	<b>Rushing Touchdowns</b>	1 2x, last vs. Weber State (8/30/25)
5 vs. Weber State (8/30/25)	<b>Rush Long</b>	27 vs. Western Kentucky (12/18/24)
1 vs. Weber State (8/30/25)	<b>Total Touchdowns</b>	2 vs. Western Kentucky (12/18/24)
5 vs. Weber State (8/30/25)	<b>Total Offense</b>	65 vs. Western Kentucky (12/18/24)

## #1 MEKHI RODGERS

Season	3 CAREER INTERCEPTIONS Career	
2 at Liberty (9/20/25)	<b>Total Tackles</b>	7 vs. Utica (11/18/23)
1 vs. Weber State (8/30/25)	<b>Solo Tackles</b>	6 vs. Utica (11/18/23)
--	<b>Tackles for Loss</b>	1.0 2x, last vs. Utica (11/18/23)
--	<b>Sacks</b>	--
--	<b>Forced Fumbles</b>	--
--	<b>Fumble Recoveries</b>	--
--	<b>Interceptions</b>	1 3x, last vs. St. Lawrence (10/28/23)
--	<b>Pass Breakups</b>	3 at Mercyhurst (11/23/24)
--	<b>Blocks</b>	--

## #2 ELIJAH CULP

Season	4 CAREER INTERCEPTIONS Career	
4 at Liberty (9/20/25)	<b>Total Tackles</b>	7 at South Carolina (10/2/21)
3 at Liberty (9/20/25)	<b>Solo Tackles</b>	7 at South Carolina (10/2/21)
--	<b>Tackles for Loss</b>	1.0 3x, last vs. Gardner-Webb (9/14/24)
--	<b>Sacks</b>	--
--	<b>Forced Fumbles</b>	--
--	<b>Fumble Recoveries</b>	--
--	<b>Interceptions</b>	2 at Southeast Missouri (3/14/21)
3 at Liberty (9/20/25)	<b>Pass Breakups</b>	3 at Liberty (9/20/25)
--	<b>Blocks</b>	--

## #2 JAYDEN MINES

Season	Career	
--	<b>Receptions</b>	--
--	<b>Receiving Yards</b>	--
--	<b>Receiving Touchdowns</b>	--
--	<b>Reception Long</b>	--
--	<b>Rush Attempts</b>	1 vs. Coastal Carolina (10/10/24)
--	<b>Rushing Yards</b>	24 vs. Coastal Carolina (10/10/24)
--	<b>Rushing Touchdowns</b>	--
--	<b>Rush Long</b>	24 vs. Coastal Carolina (10/10/24)

## #3 WAYNE KNIGHT

Season	6 CAREER TD (4 RUSH, 2 REC) Career	
17 at Liberty (9/20/25)	<b>Rush Attempts</b>	17 at Liberty (9/20/25)
89 2x, last at Liberty (9/20/25)	<b>Rushing Yards</b>	89 2x, alst at Liberty (9/20/25)
1 2x, last at Liberty (9/20/25)	<b>Rushing Touchdowns</b>	1 4x, last at Liberty (9/20/25)
59 vs. Weber State (8/30/25)	<b>Rush Long</b>	59 2x, last vs. Weber State (8/30/25)
3 3x, last at Liberty (9/20/25)	<b>Receptions</b>	4 vs. Western Kentucky (12/18/24)
27 at Liberty (9/20/25)	<b>Receiving Yards</b>	41 vs. Southern Miss (10/26/24)
--	<b>Receiving Touchdowns</b>	1 2x, last vs. Marshall (11/30/24)
13 at Liberty (9/20/25)	<b>Reception Long</b>	32 at Old Dominion (11/12/22)
29 vs. Weber State (8/30/25)	<b>Kick Return Long</b>	35 vs. Georgia State (11/19/22)
16 at Louisville (9/5/25)	<b>Punt Return Long</b>	16 at Louisville (9/5/25)

## #3 GANNON WEATHERSBY

Season	Career	
7 at Louisville (9/5/25)	<b>Total Tackles</b>	7 at Louisville (9/5/25)
3 at Louisville (9/5/25)	<b>Solo Tackles</b>	3 2x, last at Louisville (9/5/25)
1.0 at Louisville (9/5/25)	<b>Tackles for Loss</b>	3.5 vs. Western Kentucky (12/18/24)
1.0 at Louisville (9/5/25)	<b>Sacks</b>	1.0 2x, last at Louisville (9/5/25)
--	<b>Forced Fumbles</b>	1 2x, last vs. Marshall (11/30/24)
--	<b>Fumble Recoveries</b>	1 2x, last vs. Western Kentucky (12/18/24)
--	<b>Interceptions</b>	--
--	<b>Pass Breakups</b>	1 at Old Dominion (11/16/24)
--	<b>Blocks</b>	--

## #5 AYO ADEYI

Season	16 CAREER RUSH TD Career	
13 at Liberty (9/20/25)	<b>Rush Attempts</b>	19 at Louisiana Tech (9/16/23)
87 at Liberty (9/20/25)	<b>Rushing Yards</b>	148 at Louisiana Tech (9/16/23)
--	<b>Rushing Touchdowns</b>	2 3x, last vs. UAB (11/25/23)
24 at Liberty (9/20/25)	<b>Rush Long</b>	92 vs. Louisiana Tech (10/15/22)
--	<b>Receptions</b>	1 10x, last vs. UAB (11/25/23)
--	<b>Receiving Yards</b>	15 2x, last UTSA (11/4/23)
--	<b>Receiving Touchdowns</b>	--
--	<b>Reception Long</b>	15 2x, last UTSA (11/4/23)

## #5 TRENT HENDRICK

Season	Career	
7 vs. Weber State (8/30/25)	<b>Total Tackles</b>	11 vs. South Alabama (9/30/23)
3 2x, last at Liberty (9/20/25)	<b>Solo Tackles</b>	5 2x, last at North Carolina (9/21/24)
1.0 2x, last at Louisville (9/5/25)	<b>Tackles for Loss</b>	2.0 at North Carolina (9/21/24)
--	<b>Sacks</b>	1.0 2x, last at North Carolina (9/21/24)
--	<b>Forced Fumbles</b>	1 at North Carolina (9/21/24)
--	<b>Fumble Recoveries</b>	--
--	<b>Interceptions</b>	--
--	<b>Pass Breakups</b>	1 2x, last vs. Southern Miss (10/26/24)
--	<b>Blocks</b>	--

## #5 MORGAN SUAREZ

Season	21 CAREER FIELD GOALS Career	
1 2x, last at Liberty (9/20/25)	<b>Field Goals</b>	3 vs. North Texas (10/12/24)
2 vs. Weber State (8/30/25)	<b>Field Goal Attempts</b>	3 vs. North Texas (10/12/24)
39 at Liberty (9/20/25)	<b>Field Goal Long</b>	43 at Michigan State (8/30/24)
6 vs. Weber State (8/30/25)	<b>PAT Made</b>	9 at Tulsa (11/30/24)
6 vs. Weber State (8/30/25)	<b>PAT Attempts</b>	9 at Tulsa (11/30/24)
9 vs. Weber State (8/30/25)	<b>Scoring</b>	13 vs. North Texas (10/12/24)

## #6 CHANTZ HARLEY

Season	Career	
--	<b>Total Tackles</b>	6 at Penn State (11/30/24)
--	<b>Solo Tackles</b>	5 at Penn State (11/30/24)
--	<b>Tackles for Loss</b>	--
--	<b>Sacks</b>	--
--	<b>Forced Fumbles</b>	--
--	<b>Fumble Recoveries</b>	--
--	<b>Interceptions</b>	--
--	<b>Pass Breakups</b>	1 at Virginia (9/14/24)
--	<b>Blocks</b>	--

## #6 GEORGE PETTAWAY

Season	9 CAREER TD (7 RUSH, 2 REC) Career	
10 vs. Weber State (8/30/25)	<b>Rush Attempts</b>	19 at Old Dominion (11/16/24)
99 vs. Weber State (8/30/25)	<b>Rushing Yards</b>	119 vs. Southern Miss (10/26/24)
--	<b>Rushing Touchdowns</b>	1 7x, last vs. Marshall (11/30/24)
35 vs. Weber State (8/30/25)	<b>Rush Long</b>	31 vs. Southern Miss (10/26/24)
3 at Louisville (9/5/25)	<b>Receptions</b>	4 2x, last at App State (11/23/24)
10 at Louisville (9/5/25)	<b>Receiving Yards</b>	33 at Charlotte (8/31/24)
--	<b>Receiving Touchdowns</b>	1 2x, last vs. Coastal Carolina (10/10/24)
6 at Louisville (9/5/25)	<b>Reception Long</b>	3 at Charlotte (8/31/24)
--	<b>Kick Return Long</b>	56 vs. Oregon (12/28/22)
--	<b>Punt Return Long</b>	16 vs. Oregon (12/28/22)



# Game & Career Highs

## #7 CAMDEN COLEMAN 31 CAREER TD (25 PASS, 6 RUSH)

Season	Career
--	<b>Completions</b> 25 vs. Maine (10/7/23)
--	<b>Pass Attempts</b> 37 vs. Lehigh (11/30/24)
--	<b>Passing Yards</b> 365 vs. Maine (10/7/23)
--	<b>Completion Percentage</b> .938 at Bryant (10/26/24)
--	<b>Passing Touchdowns</b> 6 vs. Maine (10/7/23)
--	<b>Passing Long</b> 69 at Rhode Island (10/14/23)
--	<b>Interceptions</b> 2 3x, last at Delaware State (9/21/24)
--	<b>Rush Attempts</b> 15 vs. William & Mary (11/23/24)
--	<b>Rushing Yards</b> 79 vs. Delaware (10/19/24)
--	<b>Rushing Touchdowns</b> 2 vs. William & Mary (11/23/24)
--	<b>Rush Long</b> 59 vs. Delaware (10/19/24)
--	<b>Total Touchdowns</b> 6 vs. Maine (10/7/23)
--	<b>Total Offense</b> 375 vs. Maine (10/7/23)

## #7 JACOB THOMAS 4 CAREER INTERCEPTIONS

Season	Career
6 at Louisville (9/5/25)	<b>Total Tackles</b> 9 at Old Dominion (11/16/24)
5 at Louisville (9/5/25)	<b>Solo Tackles</b> 6 2x, last at Georgia Southern (10/19/24)
1.0 at Louisville (9/5/25)	<b>Tackles for Loss</b> 2.0 at Georgia Southern (10/19/24)
1.0 at Louisville (9/5/25)	<b>Sacks</b> 1.0 at Louisville (9/5/25)
1 at Louisville (9/5/25)	<b>Forced Fumbles</b> 1 at Louisville (9/5/25)
--	<b>Fumble Recoveries</b> --
1 vs. Weber State (8/30/25)	<b>Interceptions</b> 1 4x, last vs. Weber State (8/30/25)
2 at Louisville (9/5/25)	<b>Pass Breakups</b> 2 3x, last at Louisville (9/5/25)
--	<b>Blocks</b> --

## #8 ISAIAH ALSTON 7 CAREER RECEIVING TD

Season	Career
3 vs. Weber State (8/30/25)	<b>Receptions</b> 7 at Wake Forest (10/8/22)
31 vs. Weber State (8/30/25)	<b>Receiving Yards</b> 123 at Wake Forest (10/8/22)
1 vs. Weber State (8/30/25)	<b>Receiving Touchdowns</b> 2 2x, last vs. Delaware State (9/9/23)
20 vs. Weber State (8/30/25)	<b>Reception Long</b> 70 vs. Delaware State (9/9/23)

## #8 AMAR THOMAS 1.5 CAREER SACKS

Season	Career
3 2x, last at Louisville (9/5/25)	<b>Total Tackles</b> 5 vs. Georgia State (11/9/24)
1 3x, last at Liberty (9/20/25)	<b>Solo Tackles</b> 3 vs. Georgia State (11/9/24)
--	<b>Tackles for Loss</b> 1.0 vs. Georgia State (11/9/24)
--	<b>Sacks</b> 1.0 vs. Georgia State (11/9/24)
--	<b>Forced Fumbles</b> --
--	<b>Fumble Recoveries</b> --
--	<b>Interceptions</b> --
--	<b>Pass Breakups</b> 1 2x, last vs. Southern Miss (10/26/24)
--	<b>Blocks</b> --

## #9 XAVIER HOLMES 8.5 CAREER SACKS

Season	Career
5 at Liberty (9/20/25)	<b>Total Tackles</b> 13 at Delaware (10/12/24)
2 at Liberty (9/20/25)	<b>Solo Tackles</b> 5 at Delaware (10/12/24)
--	<b>Tackles for Loss</b> 3.0 vs. Rhode Island (9/15/23)
--	<b>Sacks</b> 1.5 2x, last vs. Villanova (10/19/24)
--	<b>Forced Fumbles</b> 1 3x, last vs. Villanova (10/19/24)
1 at Louisville (9/5/25)	<b>Fumble Recoveries</b> 1 5x, last at Louisville (9/5/25)
--	<b>Interceptions</b> 1 vs. Bryant (11/9/24)
1 at Liberty (9/20/25)	<b>Pass Breakups</b> 1 at Liberty (9/20/25)
1 vs. Weber State (8/30/25)	<b>Blocks</b> 1 vs. Weber State (8/30/25)

## #9 MATTHEW SLUKA 107 CAREER TD (66 PASS, 41 RUSH)

Season	Career
3 2x, last at Louisville (9/5/25)	<b>Completions</b> 23 at Yale (9/16/23)
5 at Louisville (9/5/25)	<b>Pass Attempts</b> 35 at Villanova (12/3/21)
36 at Louisville (9/5/25)	<b>Passing Yards</b> 325 vs. Harvard (9/30/23)
750 vs. Weber State (8/30/25)	<b>Completion Percentage</b> .800 2x, last at Georgetown (11/19/22)
1 vs. Weber State (8/30/25)	<b>Passing Touchdowns</b> 4 4x, last vs. Harvard (9/30/23)
26 at Louisville (9/5/25)	<b>Passing Long</b> 74 vs. Harvard (9/30/23)
1 2x, last at Louisville (9/5/25)	<b>Interceptions</b> 3 vs. Harvard (9/30/23)
21 at Louisville (9/5/25)	<b>Rush Attempts</b> 28 vs. Lafayette (10/21/23)
83 at Louisville (9/5/25)	<b>Rushing Yards</b> 330 vs. Lafayette (10/21/23)
1 2x, last at Louisville (9/5/25)	<b>Rushing Touchdowns</b> 3 vs. Lafayette (10/21/23)
18 vs. Weber State (8/30/25)	<b>Rush Long</b> 76 at UConn (9/2/21)
2 vs. Weber State (8/30/25)	<b>Total Touchdowns</b> 6 at Yale (9/16/23)
118 at Louisville (9/5/25)	<b>Total Offense</b> 465 vs. Fordham (10/29/22)

## #10 JT KOUAME-YAO 4.5 CAREER SACKS

Season	Career
--	<b>Total Tackles</b> 13 at Shippensburg (9/28/24)
--	<b>Solo Tackles</b> 8 vs. Southern Connecticut State (9/2/23)
--	<b>Tackles for Loss</b> 4.0 at Shippensburg (9/28/24)
--	<b>Sacks</b> 1.5 at Seton Hill (11/16/24)
--	<b>Forced Fumbles</b> --
--	<b>Fumble Recoveries</b> 1 at California PA (9/16/23)
--	<b>Interceptions</b> 2 at Bloomsburg (10/28/23)
--	<b>Pass Breakups</b> 1 3x, last vs. Lock Haven (10/5/24)
--	<b>Blocks</b> 1 at Kutztown (9/24/22)

## #10 BRAEDEN WISLOSKI 1 CAREER KICK RETURN TD

Season	Career
1 2x, last at Liberty (9/20/25)	<b>Receptions</b> 3 at Indiana (9/24/24)
3 vs. Weber State (8/30/25)	<b>Receiving Yards</b> 59 at Indiana (9/24/24)
--	<b>Receiving Touchdowns</b> --
3 vs. Weber State (8/30/25)	<b>Reception Long</b> 37 at Indiana (9/24/24)
20 at Louisville (9/5/25)	<b>Kick Return Long</b> 98 vs. Virginia (9/15/24)
--	<b>Kick Return Touchdowns</b> 1 vs. Virginia (9/15/24)
--	<b>Punt Return Long</b> 27 vs. Villanova (9/21/24)

## #11 NICK DEGENNARO 16 CAREER RECEIVING TD

Season	Career
3 2x, last at Liberty (9/20/25)	<b>Receptions</b> 13 at Albany (12/2/23)
40 at Liberty (9/20/25)	<b>Receiving Yards</b> 162 at Bryant (10/26/24)
--	<b>Receiving Touchdowns</b> 3 vs. Maine (10/7/23)
25 at Liberty (9/20/25)	<b>Reception Long</b> 69 at Rhode Island (10/14/23)
--	<b>Punt Return Long</b> 19 vs. Charleston Southern (9/14/24)

## #11 TRASHON DYE Career

Season	Career
2 vs. Weber State (8/30/25)	<b>Total Tackles</b> 2 vs. Weber State (8/30/25)
--	<b>Solo Tackles</b> --
--	<b>Tackles for Loss</b> --
--	<b>Sacks</b> --
--	<b>Forced Fumbles</b> --
--	<b>Fumble Recoveries</b> --
--	<b>Interceptions</b> --
--	<b>Pass Breakups</b> --
--	<b>Blocks</b> --

## #11 PATRICK REA 7 CAREER 50+ YARD PUNTS

Season	Career
5 at Louisville (9/5/25)	<b>Punts</b> 8 at Arkansas (11/23/24)
35.8 at Louisville (9/5/25)	<b>Punt Avg. (min. 3)</b> 47.7 vs. Army West Point (12/28/24)
48 at Louisville (9/5/25)	<b>Long Punt</b> 70 vs. Nicholls (8/31/24)
--	<b>50+ Punts</b> 2 vs. Nicholls (8/31/24)
1 2x, last at Louisville (9/5/25)	<b>Inside 20</b> 4 vs. Kennesaw State (11/30/24)

## #12 ZA'RON COLLINS 2 CAREER RECEIVING TD

Season	Career
1 at Louisville (9/5/25)	<b>Receptions</b> 4 at West Alabama (9/7/24)
2 at Louisville (9/5/25)	<b>Receiving Yards</b> 131 at Lenoir-Rhyne (9/29/24)
--	<b>Receiving Touchdowns</b> 2 at Erskine (10/28/23)
2 at Louisville (9/5/25)	<b>Reception Long</b> 57 at Lenoir-Rhyne (9/29/24)

## #12 KYE HOLMES 1 CAREER INTERCEPTION

Season	Career
4 vs. Weber State (8/30/25)	<b>Total Tackles</b> 6 2x, last vs. Gardner-Webb (9/7/24)
1 vs. Weber State (8/30/25)	<b>Solo Tackles</b> 4 at Charlotte (8/31/24)
--	<b>Tackles for Loss</b> 0.5 at Louisville (11/5/22)
--	<b>Sacks</b> --
--	<b>Forced Fumbles</b> --
--	<b>Fumble Recoveries</b> --
1 vs. Weber State (8/30/25)	<b>Interceptions</b> 1 vs. Weber State (8/30/25)
--	<b>Pass Breakups</b> 1 vs. Coastal Carolina (10/10/24)
--	<b>Blocks</b> --

## #13 TYLER BROWN Career

Season	Career
4 2x, last at Louisville (9/5/25)	<b>Total Tackles</b> 4 3x, last at Louisville (9/5/25)
3 at Liberty (9/20/25)	<b>Solo Tackles</b> 3 2x, last at Liberty (9/20/25)
--	<b>Tackles for Loss</b> 1.5 vs. Western Kentucky (12/18/24)
--	<b>Sacks</b> 0.5 vs. Western Kentucky (12/18/24)
--	<b>Forced Fumbles</b> --
--	<b>Fumble Recoveries</b> --
1 vs. Weber State (8/30/25)	<b>Interceptions</b> 2 vs. Weber State (8/30/25)
2 vs. Weber State (8/30/25)	<b>Pass Breakups</b> 2 vs. Weber State (8/30/25)
--	<b>Blocks</b> --



# Game & Career Highs

## #13 LANDON ELLIS

Season	7 CAREER RECEIVING TD Career	
3 2x, last at Liberty (9/20/25)	Receptions	12 vs. Lehigh (11/30/24)
55 at Louisville (9/5/25)	Receiving Yards	131 at Delaware State (9/21/24)
1 2x, last at Liberty (9/20/25)	Receiving Touchdowns	2 vs. Towson (11/2/24)
26 at Louisville (9/5/25)	Reception Long	61 at Delaware State (9/21/24)

## #14 ALONZA BARNETT III 40 CAREER TD (29 PASS, 11 RUSH)

Season	Career	
17 at Liberty (9/20/25)	Completions	22 3x, last at App State (11/23/24)
25 2x, last at Liberty (9/20/25)	Pass Attempts	47 at ULM (10/7/24)
213 at Liberty (9/20/25)	Passing Yards	388 at North Carolina (9/21/24)
.680 at Liberty (9/20/25)	Completion Percentage	.737 vs. Marshall (11/30/24)
1 3x, last at Liberty (9/20/25)	Passing Touchdowns	5 2x, last vs. Ball State (9/28/24)
36 at Liberty (9/20/25)	Passing Long	73 at Charlotte (8/31/24)
1 at Liberty (9/20/25)	Interceptions	1 6x, last at Liberty (9/20/25)
7 at Louisville (9/5/25)	Rush Attempts	15 at ULM (10/7/24)
45 at Liberty (9/20/25)	Rushing Yards	99 at North Carolina (9/21/24)
2 at Liberty (9/20/25)	Rushing Touchdowns	2 3x, last at Liberty (9/20/25)
28 at Liberty (9/20/25)	Rush Long	50 at Old Dominion (11/16/24)
3 at Liberty (9/20/25)	Total Touchdowns	7 at North Carolina (9/21/24)
258 at Liberty (9/20/25)	Total Offense	487 at North Carolina (9/21/24)

## #14 KJ FLOWE

Season	Career	
1 at Louisville (9/5/25)	Total Tackles	3 at North Carolina (9/21/24)
1 at Louisville (9/5/25)	Solo Tackles	3 at North Carolina (9/21/24)
--	Tackles for Loss	0.5 vs. Gardner-Webb (9/7/24)
--	Sacks	--
--	Forced Fumbles	--
--	Fumble Recoveries	--
--	Interceptions	--
1 at Liberty (9/20/25)	Pass Breakups	2 vs. Coastal Carolina (10/10/24)
--	Blocks	--

## #15 LACOTA DIPPRE

Season	1 CAREER RECEIVING TD Career	
2 at Liberty (9/20/25)	Receptions	2 at Liberty (9/20/25)
43 at Liberty (9/20/25)	Receiving Yards	43 at Liberty (9/20/25)
1 at Louisville (9/5/25)	Receiving Touchdowns	1 at Louisville (9/5/25)
36 at Liberty (9/20/25)	Reception Long	36 at Liberty (9/20/25)

## #15 SAHIR WEST

Season	Career	
4 at Liberty (9/20/25)	Total Tackles	4 at Liberty (9/20/25)
1 3x, last at Liberty (9/20/25)	Solo Tackles	1 3x, last at Liberty (9/20/25)
1.5 at Louisville (9/5/25)	Tackles for Loss	1.5 at Louisville (9/5/25)
--	Sacks	--
--	Forced Fumbles	--
--	Fumble Recoveries	--
--	Interceptions	--
--	Pass Breakups	--
--	Blocks	--

## #16 ARRION CONCEPCION

Season	Career	
--	Receptions	--
--	Receiving Yards	--
--	Receiving Touchdowns	--
--	Reception Long	--

## #16 TJ MCGILL

Season	1 CAREER INTERCEPTION Career	
3 vs. Weber State (8/30/25)	Total Tackles	9 at Stony Brook (10/26/24)
3 vs. Weber State (8/30/25)	Solo Tackles	6 vs. Bryant (11/16/24)
--	Tackles for Loss	1.0 2x, lat vs. Hampton (9/28/24)
--	Sacks	--
--	Forced Fumbles	1 at Stony Brook (10/26/24)
--	Fumble Recoveries	--
--	Interceptions	1 vs. Furman (9/21/24)
--	Pass Breakups	1 5x, last vs. Elon (11/9/24)
--	Blocks	--

## #17 MICHAEL SCOTT

Season	Career	
4 vs. Weber State (8/30/25)	Receptions	4 vs. Weber State (8/30/25)
38 vs. Weber State (8/30/25)	Receiving Yards	38 vs. Weber State (8/30/25)
--	Receiving Touchdowns	--
14 vs. Weber State (8/30/25)	Reception Long	14 vs. Weber State (8/30/25)

## #18 LOGAN KYLE

Season	1 CAREER RECEIVING TD Career	
2 vs. Weber State (8/30/25)	Receptions	3 2x, last at ULM (10/7/24)
31 vs. Weber State (8/30/25)	Receiving Yards	37 vs. Kentucky (9/23/23)
--	Receiving Touchdowns	1 at North Carolina (9/21/24)
23 vs. Weber State (8/30/25)	Reception Long	30 vs. Ball State (9/28/24)

## #19 MAX LIPINSKI

Season	1 CAREER FIELD GOAL Career	
--	Field Goals	1 vs. Coastal Carolina (10/10/24)
--	Field Goal Attempts	1 vs. Coastal Carolina (10/10/24)
--	Field Goal Long	35 vs. Coastal Carolina (10/10/24)
--	PAT Made	4 vs. Coastal Carolina (10/10/24)
--	PAT Attempts	4 vs. Coastal Carolina (10/10/24)
--	Scoring	7 vs. Coastal Carolina (10/10/24)

## #20 JAMAREE SELDON

Season	Career	
--	Total Tackles	--
--	Solo Tackles	--
--	Tackles for Loss	--
--	Sacks	--
--	Forced Fumbles	--
--	Fumble Recoveries	--
--	Interceptions	--
--	Pass Breakups	--
--	Blocks	--

## #21 CURTIS HARRIS-LOPEZ

Season	2 CAREER INTERCEPTIONS Career	
2 vs. Weber State (8/30/25)	Total Tackles	11 vs. Harvard (9/30/23)
2 vs. Weber State (8/30/25)	Solo Tackles	7 at Lafayette (10/26/24)
--	Tackles for Loss	3.5 at Rhode island (8/31/24)
--	Sacks	1.0 vs. Bucknell (10/8/22)
--	Forced Fumbles	2 vs. Bucknell (10/8/22)
--	Fumble Recoveries	--
--	Interceptions	1 2x, last vs. Bucknell (11/16/24)
--	Pass Breakups	3 vs. Fordham (10/12/24)
--	Blocks	--
--	Kick Return Long	95 at Bryant (9/14/24)
--	Kick Return Touchdowns	1 at Bryant (9/14/24)
--	Punt Return Long	10 at Harvard (10/1/22)

## #21 JACKSON McCARTER

Season	Career	
--	Rush Attempts	--
--	Rushing Yards	--
--	Rushing Touchdowns	--
--	Rush Long	--
--	Receptions	--
--	Receiving Yards	--
--	Receiving Touchdowns	--
--	Reception Long	--

## #22 CHASE REGAN

Season	Career	
3 vs. Weber State (8/30/25)	Total Tackles	3 vs. Weber State (8/30/25)
2 vs. Weber State (8/30/25)	Solo Tackles	2 vs. Weber State (8/30/25)
--	Tackles for Loss	--
--	Sacks	--
--	Forced Fumbles	--
--	Fumble Recoveries	--
--	Interceptions	--
--	Pass Breakups	--
1 vs. Weber State (8/30/25)	Blocks	1 vs. Weber State (8/30/25)



# Game & Career Highs

## #23 JORDAN FULLER 46 CAREER TD (44 RUSH, 1 PASS, 1 REC)

Season	Career	
7 at Louisville (9/5/25)	Rush Attempts	30 at Lehigh (11/4/23)
31 at Louisville (9/5/25)	Rushing Yards	228 at Lehigh (11/4/23)
--	Rushing Touchdowns	4 2x, last at Bucknell (10/7/23)
8 at Louisville (9/5/25)	Rush Long	70 at Bucknell (10/7/23)
--	Receptions	4 at Bucknell (10/7/23)
--	Receiving Yards	27 at Bryant (9/14/24)
--	Receiving Touchdowns	1 vs. Merrimack (9/2/23)
--	Reception Long	27 at Bryant (9/14/24)
--	Completions	1 at Villanova (12/3/21)
--	Pass Attempts	1 at Villanova (12/3/21)
--	Passing Yards	7 at Villanova (12/3/21)
--	Completion Percentage	1.000 at Villanova (12/3/21)
--	Passing Touchdowns	1 at Villanova (12/3/21)

## #23 KEN WILLIS 2 CAREER INTERCEPTIONS

Season	Career	
1 vs. Weber State (8/30/25)	Total Tackles	9 vs. Oklahoma (9/23/23)
1 vs. Weber State (8/30/25)	Solo Tackles	4 vs. Oklahoma (9/23/23)
--	Tackles for Loss	1.0 vs. Oklahoma (9/23/23)
--	Sacks	--
--	Forced Fumbles	--
--	Fumble Recoveries	--
--	Interceptions	1 2x, last at West Virginia (11/18/23)
--	Pass Breakups	--
--	Blocks	--

## #24 PHILLIP HARRIS

Season	Career	
--	Total Tackles	--
--	Solo Tackles	--
--	Tackles for Loss	--
--	Sacks	--
--	Forced Fumbles	--
--	Fumble Recoveries	--
--	Interceptions	--
--	Pass Breakups	--
--	Blocks	--

## #25 JACKSON HAMILL

Season	Career	
--	Total Tackles	--
--	Solo Tackles	--
--	Tackles for Loss	--
--	Sacks	--
--	Forced Fumbles	--
--	Fumble Recoveries	--
--	Interceptions	--
--	Pass Breakups	--
--	Blocks	--

## #26 JAYDEN STUDIO 1 CAREER INTERCEPTION

Season	Career	
--	Total Tackles	6 2x, last at Western Michigan (10/26/24)
--	Solo Tackles	5 at Western Michigan (10/26/24)
--	Tackles for Loss	1.0 at Bowling Green (10/19/24)
--	Sacks	--
--	Forced Fumbles	1 at Western Michigan (10/26/24)
--	Fumble Recoveries	--
--	Interceptions	1 at Western Michigan (10/26/24)
--	Pass Breakups	1 at Tennessee (9/14/24)
--	Blocks	--

## #27 KAI CALLEN

Season	Career	
--	Total Tackles	--
--	Solo Tackles	--
--	Tackles for Loss	--
--	Sacks	--
--	Forced Fumbles	--
--	Fumble Recoveries	--
--	Interceptions	--
--	Pass Breakups	--
--	Blocks	--

## #28 JOBI MALARY 19 CAREER TD (18 RUSH, 1 REC)

Season	Career	
5 vs. Weber State (8/30/25)	Rush Attempts	23 vs. Eastern Washington (10/28/23)
31 vs. Weber State (8/30/25)	Rushing Yards	241 vs. Eastern Washington (10/28/23)
--	Rushing Touchdowns	6 vs. Eastern Washington (10/28/23)
16 vs. Weber State (8/30/25)	Rush Long	75 vs. Eastern Washington (10/28/23)
--	Receptions	3 vs. Northern Colorado (11/5/22)
--	Receiving Yards	25 vs. Northern Colorado (11/5/22)
--	Receiving Touchdowns	1 vs. Northern Colorado (11/5/22)
--	Reception Long	12 vs. Northern Colorado (11/5/22)

## #29 TRE LEONARD

Season	Career	
--	Rush Attempts	--
--	Rushing Yards	--
--	Rushing Touchdowns	--
--	Rush Long	--
--	Receptions	--
--	Receiving Yards	--
--	Receiving Touchdowns	--
--	Reception Long	--

## #30 JUSTIN EAGLIN 1 CAREER INTERCEPTION

Season	Career	
3 3x, last at Liberty (9/20/25)	Total Tackles	4 vs. Ball State (9/28/24)
2 2x, last at Liberty (9/20/25)	Solo Tackles	3 vs. Gardner-Webb (9/7/24)
--	Tackles for Loss	--
--	Sacks	--
--	Forced Fumbles	--
--	Fumble Recoveries	--
--	Interceptions	1 at Charlotte (8/31/24)
2 vs. Weber State (8/30/25)	Pass Breakups	2 vs. Weber State (8/30/25)
--	Blocks	--

## #31 RODDREY McWILLIAMS

Season	Career	
--	Total Tackles	--
--	Solo Tackles	--
--	Tackles for Loss	--
--	Sacks	--
--	Forced Fumbles	--
--	Fumble Recoveries	--
--	Interceptions	--
--	Pass Breakups	--
--	Blocks	--

## #32 DJ BARKSDALE

Season	Career	
3 2x, last at Louisville (9/5/25)	Total Tackles	7 at North Carolina (9/21/24)
3 at Louisville (9/5/25)	Solo Tackles	6 at North Carolina (9/21/24)
1.0 2x, last at Louisville (9/5/25)	Tackles for Loss	2.0 2x, last vs. Western Kentucky (12/18/24)
--	Sacks	1.0 vs. Southern Miss (10/26/24)
--	Forced Fumbles	1 vs. Western Kentucky (12/18/24)
--	Fumble Recoveries	--
--	Interceptions	1 2x, last at Georgia Southern (10/19/24)
2 vs. Weber State (8/30/25)	Pass Breakups	2 2x, last vs. Weber State (8/30/25)
--	Blocks	--
--	Kick Return Long	41 at Utah State (9/23/23)

## #33 ANDREW TADDEO 6.0 CAREER SACKS

Season	Career	
2 2x, last at Liberty (9/20/25)	Total Tackles	8 at Fordham (11/2/24)
1 at Liberty (9/20/25)	Solo Tackles	3 2x, last at Bucknell (11/23/24)
1.0 at Liberty (9/20/25)	Tackles for Loss	3.0 2x, last at Fordham (11/2/24)
--	Sacks	3.0 at Fordham (11/2/24)
--	Forced Fumbles	1 vs. Dartmouth (10/14/23)
--	Fumble Recoveries	1 2x, last vs. Fordham (11/18/23)
--	Interceptions	--
--	Pass Breakups	1 at Maine (9/10/22)
--	Blocks	--





# Game & Career Highs

## #34 JAMAL OLFORD

Season	Career
--	Total Tackles
--	Solo Tackles
--	Tackles for Loss
--	Sacks
--	Forced Fumbles
--	Fumble Recoveries
--	Interceptions
--	Pass Breakups
--	Blocks

## #35 JOSHUA PRINCE

Season	Career
--	Total Tackles
--	Solo Tackles
--	Tackles for Loss
--	Sacks
--	Forced Fumbles
--	Fumble Recoveries
--	Interceptions
--	Pass Breakups
--	Blocks

## #36 MILT FERGUSON

Season	Career
--	Total Tackles
--	Solo Tackles
--	Tackles for Loss
--	Sacks
--	Forced Fumbles
--	Fumble Recoveries
--	Interceptions
--	Pass Breakups
--	Blocks

## #37 SETH GATHERS

Season	Career
--	Total Tackles
--	Solo Tackles
--	Tackles for Loss
--	Sacks
--	Forced Fumbles
--	Fumble Recoveries
--	Interceptions
--	Pass Breakups
--	Blocks

## #38 STEPHEN HOLLANDER

Season	Career
--	Total Tackles
--	Solo Tackles
--	Tackles for Loss
--	Sacks
--	Forced Fumbles
--	Fumble Recoveries
--	Interceptions
--	Pass Breakups
--	Blocks

## #39 ZICRI FOREST

Season	Career
--	Total Tackles
--	Solo Tackles
--	Tackles for Loss
--	Sacks
--	Forced Fumbles
--	Fumble Recoveries
--	Interceptions
--	Pass Breakups
--	Blocks

## #40 JACKSON SNYDER

Season	Career
--	Total Tackles
--	Solo Tackles
--	Tackles for Loss
--	Sacks
--	Forced Fumbles
--	Fumble Recoveries
--	Interceptions
--	Pass Breakups
--	Blocks

## #41 GEORGE LOVELACE

Season	Career
--	Total Tackles
--	Solo Tackles
--	Tackles for Loss
--	Sacks
--	Forced Fumbles
--	Fumble Recoveries
--	Interceptions
--	Pass Breakups
--	Blocks

## #43 MILES HALBERT

Season	Career
--	Receptions
--	Receiving Yards
--	Receiving Touchdowns
--	Reception Long

## #44 DJ COTTON JR.

Season	Career	1.0 CAREER SACK
1 at Liberty (9/20/25)	Total Tackles	12x, last at Liberty (9/20/25)
1 at Liberty (9/20/25)	Solo Tackles	1 at Liberty (9/20/25)
1.0 at Liberty (9/20/25)	Tackles for Loss	1.0 at Liberty (9/20/25)
1.0 at Liberty (9/20/25)	Sacks	1.0 at Liberty (9/20/25)
--	Forced Fumbles	--
--	Fumble Recoveries	--
--	Interceptions	--
--	Pass Breakups	--
--	Blocks	--

## #45 LEE JOHNSON

Season	Career
--	Total Tackles
--	Solo Tackles
--	Tackles for Loss
--	Sacks
--	Forced Fumbles
--	Fumble Recoveries
--	Interceptions
--	Pass Breakups
--	Blocks

## #46 IMMANUEL EZEUGU

Season		Career
2 at Liberty (9/20/25)	Total Tackles	2 at Liberty (9/20/25)
2 at Liberty (9/20/25)	Solo Tackles	2 at Liberty (9/20/25)
1.0 vs. Weber State (8/30/25)	Tackles for Loss	1.0 vs. Weber State (8/30/25)
--	Sacks	--
--	Forced Fumbles	--
--	Fumble Recoveries	--
--	Interceptions	--
1 at Liberty (9/20/25)	Pass Breakups	1 at Liberty (9/20/25)
--	Blocks	--

## #47 KEVIN KABASELE

Season	Career
--	Total Tackles
--	Solo Tackles
--	Tackles for Loss
--	Sacks
--	Forced Fumbles
--	Fumble Recoveries
--	Interceptions
--	Pass Breakups
--	Blocks



# Game & Career Highs

## #54 BRANDON FIQUE

Season	Career	
1 2x, last at Liberty (9/20/25)	Total Tackles	2 vs. Georgia State (11/9/24)
1 2x, last at Liberty (9/20/25)	Solo Tackles	1 3x, last at Liberty (9/20/25)
--	Tackles for Loss	--
--	Sacks	--
--	Forced Fumbles	--
--	Fumble Recoveries	--
--	Interceptions	--
--	Pass Breakups	--
--	Blocks	--

## #56 DREW SPINOGATTI

Season	Career	
3 at Louisville (9/5/25)	Total Tackles	9 at Colgate (10/5/24)
1 2x, last at Liberty (9/20/25)	Solo Tackles	8 at Syracuse (9/28/24)
1.0 2x, last at Liberty (9/20/25)	Tackles for Loss	2.0 at Syracuse (9/28/24)
--	Sacks	--
--	Forced Fumbles	1 vs. Fordham (10/12/24)
--	Fumble Recoveries	--
--	Interceptions	--
--	Pass Breakups	1 at Rhode Island (8/31/24)
--	Blocks	--

## #81 CHASE PENSYL

Season	Career	
--	Receptions	--
--	Receiving Yards	--
--	Receiving Touchdowns	--
--	Reception Long	--

## #82 JAMARCUS SMITH JR.

Season	Career	
--	Receptions	--
--	Receiving Yards	--
--	Receiving Touchdowns	--
--	Reception Long	--

## #83 CHASE MILLER

Season	Career	
--	Receptions	4 vs. Central Connecticut (11/9/24)
--	Receiving Yards	70 vs. Central Connecticut (11/9/24)
--	Receiving Touchdowns	1 3x, last vs. Central Connecticut (11/9/24)
--	Reception Long	66 at LIU (10/12/24)

## #84 BRIAN HNAT

Season	Career	
--	Receptions	--
--	Receiving Yards	--
--	Receiving Touchdowns	--
--	Reception Long	--

## #85 RYDER POST

Season	Career	
--	Receptions	--
--	Receiving Yards	--
--	Receiving Touchdowns	--
--	Reception Long	--

## #86 ETHAN GURELA

Season	Career	
--	Receptions	--
--	Receiving Yards	--
--	Receiving Touchdowns	--
--	Reception Long	--

## #88 KELLS BUSH

Season	Career	
3 vs. Weber State (8/30/25)	Total Tackles	4 vs. Jacksonville State (11/9/24)
2 vs. Weber State (8/30/25)	Solo Tackles	2 vs. Weber State (8/30/25)
--	Tackles for Loss	--
--	Sacks	--
--	Forced Fumbles	--
--	Fumble Recoveries	--
--	Interceptions	--
--	Pass Breakups	--
--	Blocks	--

## #88 DYLAN WILLIAMS

### 2 CAREER RECEIVING TD

Season	Career	
--	Receptions	2 vs. Ball State (9/28/24)
--	Receiving Yards	16 at Old Dominion (11/16/24)
--	Receiving Touchdowns	1 2x, last vs. Coastal Carolina (10/10/24)
--	Reception Long	16 at Old Dominion (11/16/24)

## #89 JOSH PHIFER

### 1 CAREER RECEIVING TD

Season	Career	
--	Receptions	1 2x, last vs. Marshall (11/30/24)
--	Receiving Yards	37 at App State (11/23/24)
--	Receiving Touchdowns	1 at App State (11/23/24)
--	Reception Long	37 at App State (11/23/24)

## #90 TERRY LOCKETT JR.

### 2.5 CAREER SACKS

Season	Career	
4 at Liberty (9/20/25)	Total Tackles	5 vs. Boston College (11/3/23)
2 at Liberty (9/20/25)	Solo Tackles	3 vs. Boston College (11/3/23)
--	Tackles for Loss	1.0 5x, last at North Carolina (10/7/23)
--	Sacks	1.0 2x, last at Florida State (10/2/21)
--	Forced Fumbles	--
--	Fumble Recoveries	2 at Purdue (9/16/23)
--	Interceptions	--
1 at North Carolina (9/21/24)	Pass Breakups	1 3x, last at North Carolina (9/21/24)
--	Blocks	--

## #92 GRAYSON GILMORE

Season	Career	
--	Total Tackles	--
--	Solo Tackles	--
--	Tackles for Loss	--
--	Sacks	--
--	Forced Fumbles	--
--	Fumble Recoveries	--
--	Interceptions	--
--	Pass Breakups	--
--	Blocks	--

## #93 MYCHAL McMULLIN

### 1.5 CAREER SACKS

Season	Career	
5 vs. Weber State (8/30/25)	Total Tackles	5 vs. Weber State (8/30/25)
3 at Louisville (9/5/25)	Solo Tackles	3 at Louisville (9/5/25)
1.0 vs. Weber State (8/30/25)	Tackles for Loss	1.5 vs. Southern Miss (10/26/24)
--	Sacks	1.5 vs. Southern Miss (10/26/24)
--	Forced Fumbles	--
--	Fumble Recoveries	--
--	Interceptions	--
--	Pass Breakups	--
--	Blocks	--

## #94 JERALD JAMES

Season	Career	
--	Total Tackles	--
--	Solo Tackles	--
--	Tackles for Loss	--
--	Sacks	--
--	Forced Fumbles	--
--	Fumble Recoveries	--
--	Interceptions	--
--	Pass Breakups	--
--	Blocks	--



# Game & Career Highs

## #95 CRISTIANO ROSA

### 2 CAREER FIELD GOALS

Season	Career
--	Field Goals 1 2x, last vs. Southern Miss (10/26/24)
--	Field Goal Attempts 3 at UConn (9/3/22)
--	Field Goal Long 40 vs. Southern Miss (10/26/24)
--	PAT Made 3 vs. Southern Miss (10/26/24)
--	PAT Attempts 4 vs. Southern Miss (10/26/24)
--	Scoring 6 vs. Southern Miss (10/26/24)

## #96 COLE PURDY

Season	Career
--	Total Tackles --
--	Solo Tackles --
--	Tackles for Loss --
--	Sacks --
--	Forced Fumbles --
--	Fumble Recoveries --
--	Interceptions --
--	Pass Breakups --
--	Blocks --

## #96 ANDREW VANSLYKE

Season	Career
--	Punts --
--	Punt Avg. (min. 3) --
--	Long Punt --
--	50+ Punts --
--	Inside 20 --

## #97 AIDEN GOBAIRA

### 2.0 CAREER SACKS

Season	Career
3 at Liberty (9/20/25)	Total Tackles 3 at Liberty (9/20/25)
2 at Liberty (9/20/25)	Solo Tackles 2 at Liberty (9/20/25)
2.0 at Liberty (9/20/25)	Tackles for Loss 2.0 at Liberty (9/20/25)
2.0 at Liberty (9/20/25)	Sacks 2.0 at Liberty (9/20/25)
--	Forced Fumbles --
--	Fumble Recoveries --
--	Interceptions --
--	Pass Breakups --
--	Blocks --

## #98 TURNER SCHMIDT

### 4.5 CAREER SACKS

Season	Career
--	Total Tackles 4 2x, last at Wagner (9/21/24)
--	Solo Tackles 2 at Wagner (9/21/24)
--	Tackles for Loss 2.5 at Wagner (9/21/24)
--	Sacks 2.0 at Wagner (9/21/24)
--	Forced Fumbles --
--	Fumble Recoveries 1 vs. Stonehill (11/23/24)
--	Interceptions --
--	Pass Breakups --
--	Blocks --

## #99 COLE WEBSTER

Season	Career
--	Total Tackles --
--	Solo Tackles --
--	Tackles for Loss --
--	Sacks --
--	Forced Fumbles --
--	Fumble Recoveries --
--	Interceptions --
--	Pass Breakups --
--	Blocks --

## CAREER GAMES PLAYED / STARTED

Name	Career Games	Career Starts
Adeyi, Ayo	39	10
Alston, Isaiah	46	13
Bailey, Jacob	--	--
Barksdale, DJ	29	16
Barnett III, Alonza	19	16
Brown, Tyler	16	3
Bush, Immanuel	51	22
Bush, Kells	16	--
Bushong, Evan	2	--
Callen, Kai	--	--
Campbell, JaKobe	3	--
Coleman, Camden	18	14
Collins, Za'Ron	14	6
Concepcion, Arrion	--	--
Cotton Jr., DJ	12	--
Culp, Elijah	42	24
Cunningham, Parker	--	--
Davis, Brett	15	--
DeGennaro, Nick	45	29
Dippre, Lacota	16	4
Dye, Trashon	7	--
Eaglin, Justin	15	6
Ellis, Landon	29	20
Evans, JC	4	--
Ezeogu, Immanuel	4	--
Ferguson, Milt	--	--
Fique, Brandon	16	--
Flowe, KJ	16	--
Forest, Zicri	--	--
Fuller, Jordan	38	13
Gathers, Seth	--	--
Gillmore, Grayson	--	--
Gobaira, Aiden	3	--
Greenberg, Zach	34	31
Gurela, Ethan	--	--
Halbert, Miles	--	--
Hamill, Jackson	1	--
Harley, Chantz	28	--
Harris, Phillip	--	--
Harris-Lopez, Curtis	37	21
Hart, Griffin	6	--
Hendrick, Trent	38	21
Hnat, Brian	--	--
Hohenshelt, Jacob	--	--
Hollander, Stephen	3	--
Holmes, Kye	39	4
Holmes, Xavier	28	23
James, Jerald	--	--
Johnson, Lee	--	--
Kabasele, Kevin	--	--
Kendall, Blake	3	--
Kennard, Josiah	33	--
Ketcham, Logan	37	--
Knight, Wayne	28	5
Kouame-Yao, JT	35	24
Kyle, Logan	46	4
Leonard, Tre	--	--
Lipinski, Max	3	--
Lockett Jr., Terry	40	13
Lovelace, George	--	--
Maines, Wyatt	--	--
Malary, Jobi	35	5
McCarter, Jackson	--	--
McGill, TJ	19	13
McMullin, Mychal	19	--
McMurtrie, Pat	45	45
McNair, Cam	34	13
McWilliams, Roddrey	--	--
Miller, Chase	13	8
Mines, Jayden	21	--
Olford, Jamal	--	--
Pensyl, Chase	--	--
Pettaway, George	31	11
Phifer, Josh	17	3
Pogorelc, James	26	2
Post, Ryder	1	--
Prince, Joshua	--	--
Purdy, Cole	--	--
Rawls, Deacon	3	--
Rayner, JD	1	--
Rea, Patrick	22	--
Reed, Sani	--	--
Regan, Chase	16	--
Robell, Riley	9	2
Rodgers, Mekhi	33	22
Rosa, Cristiano	17	--
Sanchez, Jaylan	40	21
Schmidt, Turner	13	--
Scott, Michael	2	1
Seldon, Jamaree	--	--
Simmons, Joseph	19	4
Sluka, Matthew	46	40
Smith Jr., Jamarcus	--	--
Snyder, Jackson	1	--
Spinogatti, Drew	25	12
Studio, Jayden	10	4
Suarez, Morgan	28	--
Sweazie, Carter	23	12
Taddeo, Andrew	35	16
Thomas, Amar	25	4
Thomas, Jacob	39	28
Toner, Josh	37	13
VanSlyke, Andrew	--	--
Weathersby, Gannon	24	4
Webster, Cole	--	--
West, Sahir	5	3
Williams, Dylan	15	2
Willis, Ken	27	3
Wilson, Trent	3	--
Wisloski, Braeden	27	--



## Game 1: James Madison 45, Weber State 10

	1	2	3	4	Score
Weber State	0	7	3	0	10
James Madison	14	14	3	14	45

**Passing Leader:** Alonza Barnett III (JMU): 14/22, 130, TD

**Rushing Leader:** George Pettaway (JMU): 10 att, 99 yds

**Receiving Leader:** Michael Scott (JMU): 4 rec, 48 yds

**Tackles Leader:** Trent Hendrick (JMU): 7 tkl, 1.0 TFL

Aug. 30, 2025 | Bridgeforth Stadium | Harrisonburg, Va. | Attendance: 24,965

### Strong Rushing Attack Leads JMU Past Weber in Season Opener

**HARRISONBURG, Va.** – Running backs George Pettaway and Wayne Knight combined for 188 of James Madison's 313 rushing yards, as the Dukes opened the season with a 45-10 rout of Weber State on Saturday evening at Bridgeforth Stadium.

The Dukes (1-0) won their season opener for the sixth consecutive season while also improving to 4-0 all-time against the Wildcats (0-1).

The 313 team rushing yards were the most by JMU since moving up to the Football Bowl Subdivision in 2022 and its first 300-yard game since Sept. 4, 2021. JMU out-gained Weber by a 458-148 margin, as the visitors didn't cross 100 total yards until early in the fourth quarter.

Pettaway rushed for 99 yards on 10 carries, while Knight had a career-high 89 yards on seven attempts, highlighted by his career-long 59-yard touchdown run.

Three quarterbacks recorded touchdowns, including two apiece from Alonza Barnett III and Matthew Sluka. Barnett, making his return from a season-ending injury last November, threw for 130 yards and a touchdown while rushing for 30 more and a score. Sluka had 45 total yards, finding the end zone both on the ground and through the air. JC Evans also scored once on his lone rush to cap off the scoring.

Eight Dukes caught a pass, led by freshman receiver Michael Scott, who made four receptions for 38 yards. Isaiah Alston caught three passes for 31 yards and a touchdown, while Landon Ellis caught the team's other score after making a pair of grabs.

JMU's defense forced three turnovers, all on interceptions by safeties, while the special teams unit blocked a punt, resulting in a touchdown a few plays later. Linebacker Trent Hendrick led the way with seven and a tackle for loss, while Mychal McMullin made a career-high five tackles with a TFL. Safeties Tyler Brown and Kye Holmes each made four stops with their first career interceptions. Brown also broke up a pair of passes, while Jacob Thomas recorded his fourth-career interception.

For Weber, Jackson Gilkey was 10-for-24 for 84 passing yards with a touchdown and three interceptions. Zach Hrbacek ran for a team-high 39 yards on 12 carries. Noah Kjar caught Weber's lone touchdown on a 14-yard reception.

### HOW IT HAPPENED

- JMU opened the scoring with 28 straight points, with both Barnett and Sluka providing two touchdowns each.
- Barnett made his return in style, taking his first drive 78 yards, capping it off with an 11-yard touchdown run, the ninth of his career.
- On his next drive, Barnett found Alston on a 20-yard touchdown pass to give JMU a 14-0 lead after one.
- Midway through the second, JMU drove down to the one, where Sluka walked in for his 40th career touchdown run.
- After a Chase Regan blocked punt, Sluka connected with Ellis on a 14-yard touchdown pass in the corner of the end zone.
- Weber scored after a takeaway late in the first half to make it 28-7 at the break.
- Teams traded field goals, making it 31-10 midway through the third.
- Knight electrified the crowd to start the fourth, rushing down the far sideline 59 yards to the house for the longest touchdown of his career.
- In the closing minutes, Evans closed the scoring with a five-yard touchdown for his second career rushing score.

### GAME NOTES

- JMU out-rushed Weber by a 313 to 64, as the Dukes averaged 7.1 per carry.
- On third down, JMU converted 7-of-13 (54%) while the Wildcats to 3-of-14 (21%).
- JMU had 49 return yards over its three interceptions.
- JMU held possession for 32:27, as opposed to WSU's 27:33.
- JMU was 6-for-6 in the red zone, with five being touchdowns. Weber was also 1-for-1 in the red zone.
- Weber held an advantage in tackles for loss, leading 8-5.
- This is the second straight game that JMU has had multiple quarterbacks score a touchdown in the same game. Billy Atkins threw for one, while Evans had one rushing and one passing touchdown in the Boca Raton Bowl.



### SCORING SUMMARY

1st	08:25	JMU	Barnett III 11 yd rush (Suarez kick)	
			10 plays, 78 yards, TOP 4:46	7-0
	00:46	JMU	Alston 20 yd pass from Barnett III (Suarez kick)	
			10 plays, 59 yards, TOP 5:16	14-0
2nd	07:12	JMU	Sluka 1 yd rush (Suarez kick)	
			10 plays, 57 yards, TOP 4:34	21-0
	03:36	JMU	Ellis 14 yd pass from Sluka (Suarez kick)	
			3 plays, 31 yards, TOP 0:39	28-0
	00:53	WSU	Kjar 14 yd pass from Gilkey (Calder kick)	
			2 plays, 21 yards, TOP 0:44	28-7
3rd	11:03	WSU	Calder 51 yd field goal	
			4 plays, 4 yards, TOP 1:00	28-10
	07:21	JMU	Suarez 38 yd field goal	
			8 plays, 56 yards, TOP 3:42	31-10
4th	14:51	JMU	Knight 59 yd rush (Suarez kick)	
			3 plays, 67 yards, TOP 1:02	38-10
	04:48	JMU	Evans 5 yd rush (Suarez kick)	
			1 play, 5 yards, TOP 0:06	45-10





## Game 2: Louisville 28, James Madison 14

	1	2	3	4	Score
James Madison	7	0	7	0	14
Louisville	0	6	8	14	28

**Passing Leader:** Miller Moss (UL): 13/23, 151 yds, TD  
**Rushing Leader:** Isaac Brown (UL): 12 att, 104 yds, TD  
**Receiving Leader:** Chris Bell (UL): 4 rec, 83 yds, TD  
**Tackles Leader:** T.J. Quinn (UL): 11 tkl, 1.0 sack

Sept. 5, 2025 | L&N Stadium | Louisville, Ky. | Attendance: 48,717

### Late Touchdowns Down Dukes at Louisville

**LOUISVILLE, Ky.** – Louisville scored three unanswered touchdowns in the second half to hold off James Madison, 28-14, in a defensive slugfest on Friday night in front of 48,717 at L&N Stadium.

With the game tied at 14-14 entering the fourth quarter, Louisville (2-0) had a game-changing play with a strip sack in the end zone that was recovered by the Cardinals to give the hosts a 20-14 lead with 13 minutes remaining.

Following the Dukes' (1-1) touchdown to take a 14-6 lead, JMU punted three times, committed two turnovers and ended the game at Louisville's one-yard line.

JMU ran its most diverse offensive set in recent years, featuring quarterbacks Alonza Barnett III and Matthew Sluka. Barnett finished 15-of-25 for 102 yards and a touchdown, while Sluka rushed for 83 yards and his second score on the ground of the season.

George Pettaway, Jordan Fuller and Wayne Knight also split a combined 17 carries, accruing 64 rushing yards, led by Fuller's 31 yards.

Defensively, Gannon Weathersby had a career-high seven tackles with a sack, while Jacob Thomas made six stops with a strip sack and two breakups. Louisville's defense tallied six team sacks, as T.J. Quinn paced the UL defense with 11 tackles, one sack and one tackle for loss. Meanwhile, Clev Lubin totaled 10 stops to go along with 1.5 sacks and a 1.5 TFL.

Skip Ad

Miller Moss led the way for the Cardinal offense, throwing for 151 yards and a touchdown. Chris Bell made four catches for 83 receiving yards and a score, while Isaac Brown led the way on the ground with 104 rushing yards.



### SCORING SUMMARY

1st	04:01	JMU	Dippre 3 yd pass from Barnett (Suarez kick)	
			11 plays, 39 yards, TOP 5:35	7-0
2nd	05:21	LOU	Ranvier 22 yd field goal	
			13 plays, 56 yards, TOP 5:58	7-3
	00:09	LOU	Ranvier 38 yd field goal	
			7 plays, 17 yards, TOP 1:33	7-6
3rd	10:10	JMU	Sluka 8 yd rush (Suarez kick)	
			9 plays, 75 yards, TOP 4:50	14-6
	08:37	LOU	Bell 64 yd pass from Moss (Moss rush)	
			4 plays, 75 yards, TOP 4:50	14-14
4th	13:05	LOU	Green 0 yd fumble recovery (PAT failed)	
				14-20
	03:31	LOU	Brown 78 yd rush (Collins pass)	
			2 plays, 81 yards, TOP 0:53	14-28

### HOW IT HAPPENED

- JMU opened the scoring with four minutes left in the first, taking advantage of a fourth-down stop. Needing just 39 yards, JMU took a 7-0 lead, as Barnett found Lacota Dippre for his first career catch and score on a three-yard pass.
  - The Cardinals threatened to tie it in the second, but a third-down breakup in the end zone by Jacob Thomas forced UL to settle for a Cooper Ranvier 22-yard field goal, making it 7-3 with 5:21 to go before halftime.
  - After a short punt, the Cardinals trimmed the JMU lead to 7-6 at the break on a Ranvier 38-yard field goal.
  - Teams combined for 163 total yards of offense in the first half and 15 first downs, as JMU's defense recovered a fumble on a strip sack and made a fourth-down stop, while the UL defense also held once on fourth down.
  - Both teams traded 75-yard touchdown drives to open the second half. After Nick DeGennaro made a remarkable one-handed grab on fourth down, Sluka rushed up the middle two plays later for an eight-yard score to up the lead to 14-6.
  - Four plays later, Moss tied the game at 14-14 with 8:37 left in the third, finding Chris Bell for a 64-yard touchdown pass, followed by a two-point conversion on the ground.
  - Louisville took its first lead with 13 minutes to play, after Barnett was sacked in the end zone and AJ Green fell on the loose ball for a touchdown. The point after was no good, keeping the score 20-14 for the Cardinals.
  - The Cardinals added insurance with a 78-yard rushing touchdown from Brown followed by a successful two-point conversion to make it 28-14 with 3:31 left to play.
- Moving into Louisville territory at the 1:31 mark of the fourth, a pass deep down the right sideline by Sluka intended for Nick DeGennaro was intercepted by Jabari Mack. On their next possession, the Dukes drove down to the Cardinals' one-yard line, but time expired before getting one final snap off.

### GAME NOTES

- Louisville edged James Madison in total yards, 264-263.
- The Cardinals were a perfect 2-for-2 in the red zone, while the Dukes finished 2-for-3.
- JMU managed to convert 1-of-3 fourth downs compared to 1-of-2 for Louisville.
- Yards after the catch heavily favored Louisville (124-63)
- JMU's defense held Louisville's offense to just 30 rushing yards until Brown's 78-yard rushing touchdown in the fourth.
- With its 7-6 lead at halftime, JMU has now led an ACC opponent at the half in each of the past three seasons.
- With the loss, JMU falls to 4-11 all-time against the ACC.

Game 3: James Madison 31, Liberty 13

	1	2	3	4	Score
James Madion	3	7	7	14	31
Liberty	3	7	3	0	13

**Passing Leader:** Alonza Barnett III (JMU): 17/25, 213 yds, TD, INT  
**Rushing Leader:** Wayne Knight (JMU): 89 yds, TD  
**Receiving Leader:** Jaylan Sanchez (JMU): 4 rec, 51 yds  
**Tackles Leader:** Trent Hendrick (JMU): 6 tkl

Sept. 20, 2025 | Williams Stadium | Lynchburg, Va. | Attendance: 24,022

Big Second Half Propels JMU Past Liberty in Inaugural Battle of the Blue Ridge

LYNCHBURG, Va. – Down 13-10 midway through the third quarter, James Madison scored 21 unanswered points to come away with a 31-13 victory at Liberty in the inaugural Battle of the Blue Ridge matchup on Saturday afternoon at Williams Stadium.

JMU (2-1) outscored Liberty (1-3) by a 21-3 margin the second half, holding Liberty to only 92 yards over the final 30 minutes, and outgaining the Flames 440-233 in total. The Dukes rushed for 231 yards, led by Wayne Knight's 89 yards and his second touchdown of the year. Ayo Adeyi added 87 yards on 13 carries.

Alonza Barnett III accounted for three touchdowns, grabbing one through the air and a pair on the ground. He finished 17-of-25 for 213 passing yards while adding 45 yards in the run game to tally 258 total yards.

Jaylan Sanchez had his most efficient outing at JMU, as he caught a season-high four passes for 51 receiving yards. Landon Ellis caught his second touchdown of the season, finishing with three grabs for 40 yards.

For Liberty, Ethan Vasko, who was limited to just the first half due to injury, threw for 37 yards on 4-of-10 passing while adding 52 rushing yards and a score. Evan Dickens led the Flames with 67 rushing yards. Michael Merdinger took over signal-call duties in the second half, finishing 2-of-6 for 21 passing yards and 18 rushing yards.

Defensively, JMU limited Liberty to just 3.7 per play and produced three sacks, led by Aiden Gobaira, who registered the first two sacks of his career. Trent Hendrick had a team-high six tackles, while Xavier Holmes and Jacob Thomas each had five stops. Elijah Culp added four tackles and two pass breakups.

The victory marked JMU's 21st straight against an in-state opponent and the 100th all-time, dating back to 1972.

HOW IT HAPPENED

- Teams traded field goals on their respective opening drives, as Morgan Suarez knocked down a 39-yard field goal, while Jay Billingsley answered with a 47-yarder to knot the game at 3-3 with just under five minutes to play in the first.
- JMU out-gained Liberty 120-46 in the opening frame, but its second drive was thwarted in the red zone on the final play of the first on a Liberty interception in the end zone.
- Liberty took its first lead with 5:34 to play in the half, as Vasko converted a fourth down to get in the red zone and scored two plays later from two yards out to give the hosts a 10-3 lead.
- JMU answered back in the closing minutes of the half, as Barnett guided the Dukes on a 77-yard drive, capped off by a 21-yard touchdown strike to Ellis for his second receiving score of the year. That tied the game at 10 apiece heading into the half.
- JMU held a 213-141 lead in total offense in the first half, including a 110-37 margin in the pass game.
- Liberty opened the second half with nearly a seven-minute drive, aided by JMU penalties, and regained the lead at 13-10 on a 35-yard field goal from Billingsley.
- JMU retook the lead on the ensuing possession. Barnett connected with Lacota Dippre and Nick DeGennaro on consecutive passes to tally 61 yards through the air, and Knight finished off the drive with a one-yard scamper, giving JMU a 17-13 lead with 3:32 to go in the third.
- After a stop, JMU found the end zone again, as the trio of Barnett, Knight and Adeyi moved the Dukes downfield in a hurry, leading to Barnett's nine-yard touchdown run. That put JMU up 24-13 with 11:07 to play.
- JMU extended their lead to 18 with a 13-yard touchdown rush from Barnett with 2:31 remaining, moving the score to 31-13 and pushing the contest out of reach for the Flames.

GAME NOTES

- JMU out-gained Liberty 213-75 through the air and 227-158 in the run game.
- On third down, JMU was 6-of-10, while Liberty was 3-of-14.
- JMU produced 24 first downs, as opposed to LU's 16.
- JMU's offensive line did not give up a sack, and LU only tallied two tackles for loss all day.
- Lacota Dippre turned in a career-long 36-yard catch in the third quarter, which was longer than his career receiving yards. He finished with two catches for a career-best 43 receiving yards.
- JMU is now 3-0 all-time against Conference USA opponents, having also beaten Middle Tennessee in the 2022 season opener and Western Kentucky in the 2024 Boca Raton Bowl.
- The Dukes also moved to 13-6 all-time against Liberty and 7-2 in Lynchburg.



SCORING SUMMARY

1st	09:42	JMU	Suarez 39 yd field goal	
			12 plays, 54 yards, TOP 5:18	3-0
	04:55	LU	Billingsley 47 yd field goal	
			11 plays, 46 yards, TOP 4:47	3-3
2nd	05:34	LU	Vasko 2 yd rush (Billingsley kick)	
			10 plays, 74 yards, TOP 4:34	3-10
	01:19	JMU	Ellis 21 yd pass from Barnett (Suarez kick)	
			8 plays, 77 yards, TOP 4:07	10-10
3rd	08:06	LU	Billingsley 35 yd field goal	
			13 plays, 59 yards, TOP 6:54	10-13
	03:32	JMU	Knight 1 yd rush (Suarez kick)	
			9 plays, 81 yards, TOP 4:27	17-13
4th	11:07	JMU	Barnett 9 yd rush (Suarez kick)	
			11 plays, 67 yards, TOP 5:52	24-13
	02:31	JMU	Barnett 13 yd rush (Suarez kick)	
			8 plays, 68 yards, TOP 4:05	31-13









	<b>JMU</b>	<b>OPP</b>
<b>Scoring</b>	<b>90</b>	<b>51</b>
Points per game	30.0	17.0
Points Off Turnovers	7	7
<b>First Downs</b>	<b>66</b>	<b>38</b>
Rushing	40	18
Passing	21	14
Penalty	5	6
<b>Rushing Yardage</b>	<b>666</b>	<b>335</b>
Yards gained rushing	732	408
Yards lost rushing	66	73
Rushing attempts	133	103
Average per rush	5.0	3.3
Average per game	222.0	111.7
TDs Rushing	8	2
<b>Passing Yardage</b>	<b>495</b>	<b>310</b>
Comp-Att-Int	52-83-3	30-70-3
Average per pass	6.0	4.4
Average per catch	9.5	10.3
Average per game	165.0	103.3
TDs Passing	4	2
<b>Total offense</b>	<b>1161</b>	<b>645</b>
Total plays	216	173
Average per play	5.4	3.7
Average per game	387.0	215.0
<b>Kick returns: #-Yards</b>	<b>7-127</b>	<b>8-137</b>
<b>Punt returns: #-Yards</b>	<b>5-21</b>	<b>0-0</b>
<b>Int returns: #-Yards</b>	<b>3-49</b>	<b>3-0</b>
<b>Kick return average</b>	<b>18.1</b>	<b>17.1</b>
<b>Punt return average</b>	<b>4.2</b>	<b>0.0</b>
<b>Int return average</b>	<b>16.3</b>	<b>0.0</b>
<b>Fumbles-Lost</b>	<b>2-2</b>	<b>1-1</b>
<b>Penalties-Yards</b>	<b>25-242</b>	<b>14-114</b>
Average per game	80.7	38.0
<b>Punts-Yards</b>	<b>8-304</b>	<b>18-602</b>
Average per punt	38.0	33.4
Net punt average	35.5	35.5
<b>Kickoffs-Yards</b>	<b>17-1070</b>	<b>13-789</b>
Average per kick	62.9	60.7
Net kick average	41.6	39.4
<b>Time of possession / game</b>	<b>34:12</b>	<b>25:46</b>
<b>3rd-down conversion</b>	<b>20/40</b>	<b>11/42</b>
3rd-down pct	50%	26%
<b>4th-down conversion</b>	<b>2/6</b>	<b>4/7</b>
4th-down pct	33%	57%
<b>Sacks by-Yards</b>	<b>6-35</b>	<b>7-37</b>
<b>Misc Yards</b>	<b>0</b>	<b>0</b>
<b>Touchdowns scored</b>	<b>12</b>	<b>5</b>
<b>Field goals - attempts</b>	<b>2-3</b>	<b>5-5</b>
<b>On-Side kicks</b>	<b>0-0</b>	<b>0-0</b>
<b>Red-zone scores</b>	<b>(13-15) 87%</b>	<b>(5-6) 83%</b>
<b>Red-zone touchdowns</b>	<b>(11-15) 73%</b>	<b>(2-6) 33%</b>
<b>PAT-attempts</b>	<b>(12-12) 100%</b>	<b>(2-2) 100%</b>
<b>2-point conversion-attempts</b>	<b>(0-0) 0%</b>	<b>(2-3) 67%</b>
<b>Attendance</b>	<b>24965</b>	<b>72739</b>
Games / Avg per game	1/24965	2/36370





## Rushing

Player	gp	att	gain	loss	net	avg	td	lg	avg/g
Wayne Knight	3	29	191	1	190	6.6	2	59	63.3
George Pettaway	3	19	132	0	132	6.9	0	35	44.0
Matthew Sluka	2	27	121	8	113	4.2	2	18	56.5
Ayo Adeyi	3	22	115	3	112	5.1	0	24	37.3
Alonza Barnett III	3	17	97	45	52	3.1	3	28	17.3
Jobi Malary	1	5	32	1	31	6.2	0	16	31.0
Jordan Fuller	1	7	31	0	31	4.4	0	8	31.0
Patrick Rea	3	1	7	0	7	7.0	0	7	2.3
JC Evans	1	1	5	0	5	5.0	1	5	5.0
Michael Scott	3	1	1	0	1	1.0	0	1	0.3
Team	3	4	0	8	-8	-2.0	0	0	-2.7
<b>Total</b>	<b>3</b>	<b>133</b>	<b>732</b>	<b>66</b>	<b>666</b>	<b>5.0</b>	<b>8</b>	<b>59</b>	<b>222.0</b>
<b>Opponents</b>	<b>3</b>	<b>103</b>	<b>408</b>	<b>73</b>	<b>335</b>	<b>3.3</b>	<b>2</b>	<b>78</b>	<b>111.7</b>

## Passing

Player	gp	effic	comp-att-int	pct	yds	td	lg	avg/g
Alonza Barnett III	3	126.8	46-72-1	63.9	445	3	36	148.3
Matthew Sluka	2	105.6	6-9-2	66.7	50	1	26	25.0
Isaiah Alston	3	0.0	0-1-0	0.0	0	0	0	0.0
JC Evans	1	0.0	0-1-0	0.0	0	0	0	0.0
<b>Total</b>	<b>3</b>	<b>121.4</b>	<b>52-83-3</b>	<b>62.7</b>	<b>495</b>	<b>4</b>	<b>36</b>	<b>165.0</b>
<b>Opponents</b>	<b>3</b>	<b>80.9</b>	<b>30-70-3</b>	<b>42.9</b>	<b>310</b>	<b>2</b>	<b>64</b>	<b>103.3</b>

## Receiving

Player	gp	no.	yds	avg	td	lg	avg/g
Wayne Knight	3	9	70	7.8	0	13	23.3
Jaylan Sanchez	3	8	62	7.8	0	30	20.7
Landon Ellis	3	8	115	14.4	2	26	38.3
Nick DeGennaro	3	6	71	11.8	0	25	23.7
Logan Kyle	3	4	49	12.3	0	23	16.3
George Pettaway	3	4	7	1.8	0	6	2.3
Michael Scott	3	4	38	9.5	0	14	12.7
Isaiah Alston	3	3	31	10.3	1	20	10.3
Lacota Dippre	3	3	46	15.3	1	36	15.3
Braeden Wisloski	3	2	4	2.0	0	3	1.3
Za'Ron Collins	3	1	2	2.0	0	2	0.7
<b>Total</b>	<b>3</b>	<b>52</b>	<b>495</b>	<b>9.5</b>	<b>4</b>	<b>36</b>	<b>165.0</b>
<b>Opponents</b>	<b>3</b>	<b>30</b>	<b>310</b>	<b>10.3</b>	<b>2</b>	<b>64</b>	<b>103.3</b>

## Punt Returns

Player	no.	yds	avg	td	lg
Wayne Knight	2	19	9.5	0	16
Michael Scott	1	2	2.0	0	2
Xavier Holmes	1	0	0.0	0	0
Chase Regan	1	0	0.0	0	0
<b>Total</b>	<b>5</b>	<b>21</b>	<b>4.2</b>	<b>0</b>	<b>16</b>
<b>Opponents</b>	<b>0</b>	<b>0</b>	<b>0.0</b>	<b>0</b>	<b>0</b>

## Interceptions

Player	no.	yds	avg	td	lg
Kye Holmes	1	17	17.0	0	17
Jacob Thomas	1	32	32.0	0	32
Tyler Brown	1	0	0.0	0	0
<b>Total</b>	<b>3</b>	<b>49</b>	<b>16.3</b>	<b>0</b>	<b>32</b>
<b>Opponents</b>	<b>3</b>	<b>0</b>	<b>0.0</b>	<b>0</b>	<b>0</b>

## Kick Returns

Player	no.	yds	avg	td	lg
Wayne Knight	4	89	22.3	0	29
Braeden Wisloski	2	31	15.5	0	20
Lacota Dippre	1	7	7.0	0	7
<b>Total</b>	<b>7</b>	<b>127</b>	<b>18.1</b>	<b>0</b>	<b>29</b>
<b>Opponents</b>	<b>8</b>	<b>137</b>	<b>17.1</b>	<b>0</b>	<b>25</b>

## Fumbles Recovered

Player	no.	yds	avg	td	lg
Xavier Holmes	1	0	0.0	0	0
<b>Total</b>	<b>1</b>	<b>0</b>	<b>0.0</b>	<b>0</b>	<b>0</b>
<b>Opponents</b>	<b>2</b>	<b>0</b>	<b>0.0</b>	<b>1</b>	<b>0</b>



## Scoring

Player	td	fg	PAT				dxp	saf	pts
			kick	rush	rcv	pass			
Morgan Suarez	-	2-3	12-12	-	-	-	-	-	18
Alonza Barnett III	3	-	-	-	-	-	-	-	18
Matthew Sluka	2	-	-	-	-	-	-	-	12
Wayne Knight	2	-	-	-	-	-	-	-	12
Landon Ellis	2	-	-	-	-	-	-	-	12
Isaiah Alston	1	-	-	-	-	-	-	-	6
Lacota Dippre	1	-	-	-	-	-	-	-	6
JC Evans	1	-	-	-	-	-	-	-	6
<b>Total</b>	<b>12</b>	<b>2-3</b>	<b>12-12</b>	<b>0</b>	<b>0</b>	<b>0</b>	<b>0</b>	<b>0</b>	<b>90</b>
<b>Opponents</b>	<b>5</b>	<b>5-5</b>	<b>2-2</b>	<b>1</b>	<b>1</b>	<b>1</b>	<b>0</b>	<b>0</b>	<b>51</b>

## Field Goals

Player	fg	pct.	01-19	20-29	30-39	40-49	50-99	lg	blk
Morgan Suarez	2-3	66.7	0-0	0-0	2-2	0-1	0-0	39	1
<b>Opponents</b>	<b>5-5</b>	<b>100.0</b>	<b>0-0</b>	<b>1-1</b>	<b>2-2</b>	<b>1-1</b>	<b>1-1</b>	<b>51</b>	<b>0</b>

## FG Sequence

Team Name	James Madison	Opponents
Weber St.	(38),47	(51)
Louisville		(22),(38)
Liberty	(39)	(47),(35)

Numbers in (parentheses) indicate field goal was made

## All Purpose

Player	g	rush	rcv	pr	kr	ir	total	avg/g
Wayne Knight	3	190	70	19	89	0	368	122.7
George Pettaway	3	132	7	0	0	0	139	46.3
Landon Ellis	3	0	115	0	0	0	115	38.3
Matthew Sluka	2	113	0	0	0	0	113	56.5
Ayo Adeyi	3	112	0	0	0	0	112	37.3
Nick DeGennaro	3	0	71	0	0	0	71	23.7
Jaylan Sanchez	3	0	62	0	0	0	62	20.7
Lacota Dippre	3	0	46	0	7	0	53	17.7
Alonza Barnett III	3	52	0	0	0	0	52	17.3
Logan Kyle	3	0	49	0	0	0	49	16.3
Michael Scott	3	1	38	2	0	0	41	13.7
Braeden Wisloski	3	0	4	0	31	0	35	11.7
Jacob Thomas	3	0	0	0	0	32	32	10.7
Jobi Malary	1	31	0	0	0	0	31	31.0
Isaiah Alston	3	0	31	0	0	0	31	10.3
Jordan Fuller	1	31	0	0	0	0	31	31.0
Kye Holmes	3	0	0	0	0	17	17	5.7
Patrick Rea	3	7	0	0	0	0	7	2.3
JC Evans	1	5	0	0	0	0	5	5.0
Za'Ron Collins	3	0	2	0	0	0	2	0.7
Team	3	-8	0	0	0	0	-8	-2.7
<b>Total</b>	<b>3</b>	<b>666</b>	<b>495</b>	<b>21</b>	<b>127</b>	<b>49</b>	<b>1358</b>	<b>452.7</b>
<b>Opponents</b>	<b>3</b>	<b>335</b>	<b>310</b>	<b>0</b>	<b>137</b>	<b>0</b>	<b>782</b>	<b>260.7</b>

## Total Offense

Player	g	plays	rush	pass	total	avg/g
Alonza Barnett III	3	89	52	445	497	165.7
Wayne Knight	3	29	190	0	190	63.3
Matthew Sluka	2	36	113	50	163	81.5
George Pettaway	3	19	132	0	132	44.0
Ayo Adeyi	3	22	112	0	112	37.3
Jobi Malary	1	5	31	0	31	31.0
Jordan Fuller	1	7	31	0	31	31.0
Patrick Rea	3	1	7	0	7	2.3
JC Evans	1	2	5	0	5	5.0
Michael Scott	3	1	1	0	1	0.3
Team	3	0	-8	0	-8	-2.7
<b>Total</b>	<b>3</b>	<b>216</b>	<b>666</b>	<b>495</b>	<b>1161</b>	<b>387.0</b>
<b>Opponents</b>	<b>3</b>	<b>173</b>	<b>335</b>	<b>310</b>	<b>645</b>	<b>215.0</b>

## Punting

Player	no.	yds	avg	lg	tb	fc	i20	50+	blk
Patrick Rea	8	304	38.0	48	1	4	2	0	0
<b>Total</b>	<b>8</b>	<b>304</b>	<b>38.0</b>	<b>48</b>	<b>1</b>	<b>4</b>	<b>2</b>	<b>0</b>	<b>0</b>
<b>Opponents</b>	<b>18</b>	<b>602</b>	<b>33.4</b>	<b>48</b>	<b>0</b>	<b>8</b>	<b>3</b>	<b>0</b>	<b>2</b>

## Kickoffs

Player	no.	yds	avg	tb	ob	retn	net	ydln
Cristiano Rosa	17	1070	62.9	9	0			
<b>Total</b>	<b>17</b>	<b>1070</b>	<b>62.9</b>	<b>9</b>	<b>0</b>	<b>8</b>	<b>41.6</b>	<b>23</b>
<b>Opponents</b>	<b>13</b>	<b>789</b>	<b>60.7</b>	<b>6</b>	<b>0</b>	<b>7</b>	<b>39.4</b>	<b>25</b>



## Team Defense

			Tackles				Sacks	Pass defense			Fumbles		blkd	
##	Player	gp	ua	a	tot	tfl/yds	no-yds	int-yds	brup	qbh	fr-yds	ff	kick	saf
5	Trent Hendrick	3	8	11	19	2-10	.	.	.	.	.	.	.	.
3	Gannon Weathersby	3	4	11	15	1-8	1-8	.	.	.	.	.	.	.
7	Jacob Thomas	3	8	6	14	1-9	1-9	1-32	2	.	.	1	.	.
13	Tyler Brown	3	5	6	11	.	.	1-0	2	.	.	.	.	.
93	Mychal McMullin	3	6	4	10	1-2	.	.	.	.	.	.	.	.
30	Justin Eaglin	3	5	4	9	.	.	.	2	.	.	.	.	.
0	Immanuel Bush	3	2	6	8	2-6	1-1	.	.	2	.	.	.	.
15	Sahir West	3	3	5	8	1.5-4	.	.	.	1	.	.	.	.
32	DJ Barksdale	3	6	2	8	2-9	.	.	3	.	.	.	.	.
8	Amar Thomas	3	3	5	8	.	.	.	.	3	.	.	.	.
9	Xavier Holmes	3	4	4	8	.	.	.	1	.	1-0	.	1	.
2	Elijah Culp	2	4	2	6	.	.	.	3	1	.	.	.	.
97	Aiden Gobaira	3	3	3	6	2-8	2-8	.	.	.	.	.	.	.
90	Terry Lockett Jr.	3	4	1	5	.	.	.	.	.	.	.	.	.
56	Drew Spinogatti	3	2	3	5	2.5-12	.	.	.	.	.	.	.	.
12	Kye Holmes	3	1	4	5	.	.	1-17	.	.	.	.	.	.
88	Kells Bush	2	3	1	4	.	.	.	.	.	.	.	.	.
33	Andrew Taddeo	3	1	3	4	1-1	.	.	.	.	.	.	.	.
1	Mekhi Rodgers	3	1	2	3	.	.	.	.	.	.	.	.	.
16	TJ McGill	3	3	.	3	.	.	.	.	.	.	.	.	.
22	Chase Regan	3	2	1	3	.	.	.	.	.	.	.	1	.
46	Immanuel Ezeogu	3	3	.	3	1-4	.	.	1	.	.	.	.	.
21	Curtis Harris-Lopez	2	3	.	3	.	.	.	.	.	.	.	.	.
54	Brandon Fique	3	2	.	2	.	.	.	.	.	.	.	.	.
11	Trashon Dye	3	.	2	2	.	.	.	.	.	.	.	.	.
23	Ken Willis	3	1	.	1	.	.	.	.	.	.	.	.	.
44	DJ Cotton Jr.	2	1	.	1	1-9	1-9	.	.	.	.	.	.	.
14	KJ Flowe	3	1	.	1	.	.	.	.	.	.	.	.	.
<b>Totals</b>		<b>3</b>	<b>89</b>	<b>86</b>	<b>175</b>	<b>18-82</b>	<b>6-35</b>	<b>3-49</b>	<b>14</b>	<b>7</b>	<b>1-0</b>	<b>1</b>	<b>2</b>	<b>0</b>
Opponents		3	116	116	232	17-55	7-37	3-0	11	5	2-0	2	1	0



		Rushing				Receiving				Passing				Kick Returns				Punt Returns				tot			
Date	Opponent	no.	yds	td	lg	no.	yds	td	lg	cmp	att	int	yds	td	lg	no.	yds	td	lg	no.	yds	td	lg	off	
08/30/2025	Weber St.	44	313	4	59	17	145	2	23	17-27-1				145	2	23	2	46	0	29	3	3	0	3	458
09/05/2025	at Louisville	47	126	1	13	18	137	1	26	18-31-1				137	1	26	3	51	0	24	2	18	0	16	263
09/20/2025	at Liberty	42	227	3	28	17	213	1	36	17-25-1				213	1	36	2	30	0	19	0	0	0	0	440
James Madison		133	666	8	59	52	495	4	36	52-83-3				495	4	36	7	127	0	29	5	21	0	16	1161
Opponents		103	335	2	78	30	310	2	64	30-70-3				310	2	64	8	137	0	25	0	0	0	0	645

## James Madison Averages

Games	Avg/ rush	Avg/ catch	Pass effc	KR avg	PR avg	All purpose avg/game	Total offense avg/game
3	5.0	9.5	121.4	18.1	4.2	452.7	387.0

		Tackles				Sacks	Fumble	Pass Defense			blkd	PAT attempts			off			
Date	Opponent	ua	a	total	tfl-yds	no-yds	ff	fr-yds	int-yds	qbh	brup	kick	kick	rush	rcv	saf	t/o	pts
08/30/2025	Weber St.	32	28	60	5.0-26	0-0	0	0-0	3-49	3	6	2	6-6	0	0	0	7	45
09/05/2025	at Louisville	25	30	55	8.0-34	3-18	1	1-0	0-0	4	4	0	2-2	0	0	0	0	14
09/20/2025	at Liberty	32	28	60	5.0-22	3-17	0	0-0	0-0	0	4	0	4-4	0	0	0	0	31
James Madison		89	86	175	18.0-82	6-35	1	1-0	3-49	7	14	2	12-12	0	0	0	7	90
Opponents		116	116	232	17.0-55	7-37	2	2-0	3-0	5	11	1	2-2	1	1	0	7	51

		Punting										Field Goals			Kickoffs				
Date	Opponent	no.	yds	avg	long	blkd	tb	fc	50+	i20	md-att	long	blkd	no.	yds	avg	tb	ob	
08/30/2025	Weber St.	1	38	38.0	38	0	0	1	0	1	1-2	38	1	8	485	60.6	1	0	
09/05/2025	at Louisville	5	179	35.8	48	0	1	1	0	1	0-0	0	0	3	195	65.0	2	0	
09/20/2025	at Liberty	2	87	43.5	45	0	0	2	0	0	1-1	39	0	6	390	65.0	6	0	
James Madison		8	304	38.0	48	0	1	4	0	2	2-3	39	1	17	1070	62.9	9	0	
Opponents		18	602	33.4	48	2	0	8	0	3	5-5	51	0	13	789	60.7	6	0	





		Rushing				Receiving				Passing				Kick Returns				Punt Returns				tot		
Date	Opponent	no.	yds	td	lg	no.	yds	td	lg	cmp	att	int	yds	td	lg	no.	yds	td	lg	no.	yds	td	lg	off
08/30/2025	Weber St.	31	64	0	16	10	84	1	16	10	26	3	84	1	16	7	112	0	19	0	0	0	0	148
09/05/2025	at Louisville	30	113	1	78	13	151	1	64	13	23	0	151	1	64	1	25	0	25	0	0	0	0	264
09/20/2025	at Liberty	42	158	1	19	7	75	0	21	7	21	0	75	0	21	0	0	0	0	0	0	0	0	233
Opponents		103	335	2	78	30	310	2	64	30	70	3	310	2	64	8	137	0	25	0	0	0	0	645
James Madison		133	666	8	59	52	495	4	36	52	83	3	495	4	36	7	127	0	29	5	21	0	16	1161

## Opponents Averages

Games	Avg/ rush	Avg/ catch	Pass effc	KR avg	PR avg	All purpose avg/game	Total offense avg/game
3	3.3	10.3	80.9	17.1	0.0	260.7	215.0

Date	Opponent	ua	Tackles			Sacks	Fumble		Pass Defense			blkd kick	PAT attempts			off		
			a	total	tfl-yds		ff	fr-yds	int-yds	qbh	brup		kick	rush	rcv	saf	t/o	pts
08/30/2025	Weber St.	37	42	79	8.0-21	1-9	1	1-0	1-0	2	4	1	1-1	0	0	0	7	10
09/05/2025	at Louisville	39	50	89	7.0-29	6-28	1	1-0	1-0	2	3	0	0-0	1	1	0	0	28
09/20/2025	at Liberty	40	24	64	2.0-5	0-0	0	0-0	1-0	1	4	0	1-1	0	0	0	0	13
<b>Opponents</b>		<b>116</b>	<b>116</b>	<b>232</b>	<b>17.0-55</b>	<b>7-37</b>	<b>2</b>	<b>2-0</b>	<b>3-0</b>	<b>5</b>	<b>11</b>	<b>1</b>	<b>2-2</b>	<b>1</b>	<b>1</b>	<b>0</b>	<b>7</b>	<b>51</b>
<b>James Madison</b>		<b>89</b>	<b>86</b>	<b>175</b>	<b>18.0-82</b>	<b>6-35</b>	<b>1</b>	<b>1-0</b>	<b>3-49</b>	<b>7</b>	<b>14</b>	<b>2</b>	<b>12-12</b>	<b>0</b>	<b>0</b>	<b>0</b>	<b>7</b>	<b>90</b>

		Punting										Field Goals			Kickoffs				
Date	Opponent	no.	yds	avg	long	blkd	tb	fc	50+	i20	md-att	long	blkd	no.	yds	avg	tb	ob	
08/30/2025	Weber St.	8	254	31.8	44	2	0	4	0	1	1-1	51	0	3	192	64.0	1	0	
09/05/2025	at Louisville	5	138	27.6	42	0	0	1	0	1	2-2	38	0	6	349	58.2	3	0	
09/20/2025	at Liberty	5	210	42.0	48	0	0	3	0	1	2-2	47	0	4	248	62.0	2	0	
Opponents		18	602	33.4	48	2	0	8	0	3	5-5	51	0	13	789	60.7	6	0	
James Madison		8	304	38.0	48	0	1	4	0	2	2-3	39	1	17	1070	62.9	9	0	

**James Madison Inside Opponent Red-Zone**

Date	Opponent		Score	Times	Times	Total	Rush	Pass	FGs	Failed to score inside RZ					
				In RZ	Scored	Pts TDs				FGA	Down	Int	Fumb	Half	Game
08/30/2025	Weber St.	W	45-10	6	6	38 5	3	2	1	1	0	0	0	0	0
09/05/2025	at Louisville	L	14-28	3	2	14 2	1	1	0	0	0	0	0	0	1
09/20/2025	at Liberty	W	31-13	6	5	31 4	3	1	1	1	0	1	0	0	0
<b>Totals 13 of 15 (86.7%)</b>				<b>15</b>	<b>13</b>	<b>83 11</b>	<b>7</b>	<b>4</b>	<b>2</b>	<b>2</b>	<b>0</b>	<b>1</b>	<b>0</b>	<b>0</b>	<b>1</b>

**Opponents Inside James Madison Red-Zone**

Date	Opponent		Score	Times	Times	Total	Rush	Pass	FGs	Failed to score inside RZ					
				In RZ	Scored	Pts TDs				FGA	Down	Int	Fumb	Half	Game
08/30/2025	Weber St.	W	45-10	1	1	7 1	0	1	0	0	0	0	0	0	0
09/05/2025	Louisville	L	14-28	3	2	6 0	0	0	2	2	0	0	1	0	0
09/20/2025	Liberty	W	31-13	2	2	10 1	1	0	1	1	0	0	0	0	0
<b>Totals 5 of 6 (83.3%)</b>				<b>6</b>	<b>5</b>	<b>23 2</b>	<b>1</b>	<b>1</b>	<b>3</b>	<b>3</b>	<b>0</b>	<b>0</b>	<b>1</b>	<b>0</b>	<b>0</b>

**3rd-Down Conversions**

Date	Opponent	Score	Overall	1st Qtr	2nd Qtr	3rd Qtr	4th Qtr	Overtime
08/30/2025	Weber St.	W 45-10	7-13 53.8	3-4 75.0	2-2 100.0	1-4 25.0	1-3 33.3	0-0 0.0
09/05/2025	at Louisville	L 14-28	7-17 41.2	2-4 50.0	0-3 0.0	1-3 33.3	4-7 57.1	0-0 0.0
09/20/2025	at Liberty	W 31-13	6-10 60.0	1-3 33.3	1-2 50.0	2-2 100.0	2-3 66.7	0-0 0.0
<b>James Madison</b>			<b>20-40 50.0</b>	<b>6-11 54.5</b>	<b>3-7 42.9</b>	<b>4-9 44.4</b>	<b>7-13 53.8</b>	<b>0-0 0.0</b>
<b>Opponents</b>			<b>11-42 26.2</b>	<b>2-8 25.0</b>	<b>5-14 35.7</b>	<b>2-9 22.2</b>	<b>2-11 18.2</b>	<b>0-0 0.0</b>

**4th-Down Conversions**

Date	Opponent	Score	Overall	1st Qtr	2nd Qtr	3rd Qtr	4th Qtr	Overtime
08/30/2025	Weber St.	W 45-10	1-3 33.3	1-1 100.0	0-0 0.0	0-1 0.0	0-1 0.0	0-0 0.0
09/05/2025	at Louisville	L 14-28	1-3 33.3	0-0 0.0	1-2 50.0	0-0 0.0	0-1 0.0	0-0 0.0
09/20/2025	at Liberty	W 31-13	0-0 0.0	0-0 0.0	0-0 0.0	0-0 0.0	0-0 0.0	0-0 0.0
<b>James Madison</b>			<b>2-6 33.3</b>	<b>1-1 100.0</b>	<b>1-2 50.0</b>	<b>0-1 0.0</b>	<b>0-2 0.0</b>	<b>0-0 0.0</b>
<b>Opponents</b>			<b>4-7 57.1</b>	<b>1-2 50.0</b>	<b>2-3 66.7</b>	<b>0-0 0.0</b>	<b>1-2 50.0</b>	<b>0-0 0.0</b>

**Time of Possession**

Date	Opponent	Score	Overall	1st Qtr	2nd Qtr	3rd Qtr	4th Qtr	Overtime
08/30/2025	Weber St.	W 45-10	32:27	10:02	06:13	09:49	06:23	00:00
09/05/2025	at Louisville	L 14-28	37:07	05:57	08:12	10:25	12:33	00:00
09/20/2025	at Liberty	W 31-13	33:03	10:13	06:03	04:34	12:13	00:00
<b>James Madison</b>			<b>Total 102:37</b>	<b>26:12</b>	<b>20:28</b>	<b>24:48</b>	<b>31:09</b>	<b>00:00</b>
			<b>Avg. 34:12</b>	<b>08:44</b>	<b>06:49</b>	<b>08:16</b>	<b>10:23</b>	<b>00:00</b>
<b>Opponents</b>			<b>Total 77:18</b>	<b>17:19</b>	<b>25:56</b>	<b>15:49</b>	<b>18:14</b>	<b>00:00</b>
			<b>Avg. 25:46</b>	<b>05:46</b>	<b>08:39</b>	<b>05:16</b>	<b>06:05</b>	<b>00:00</b>





## Team

<b>Overtime Game</b>	11/30/24 vs. Marshall (Lost 33-35)	<b>Lost Two OT Game</b>	11/30/24 vs. Marshall (Lost 33-35)
<b>Won Overtime Game</b>	10/5/19 at Stony Brook (Won 45-38)	<b>Three Overtime Game</b>	11/15/97 vs. Rhode Island (Won 39-37)
<b>Lost Overtime Game</b>	11/30/24 vs. Marshall (Lost 33-35)	<b>Opponent Shut Out</b>	2/20/21 vs. Morehead State (Won 52-0)
<b>Two Overtime Game</b>	11/30/24 vs. Marshall (Lost 33-35)	<b>JMU Shut Out</b>	10/17/09 vs. Villanova (Lost 27-0)
<b>Won Two OT Game</b>	10/13/12 vs. William & Mary (Won 27-26)		

	<u>JMU</u>	<u>Opponent</u>
<b>40 Points</b>	8/30/25 vs. Weber State (Won 45-10)	9/21/24 at North Carolina (Won 70-50)
<b>50 Points</b>	9/28/24 vs. Ball State (Won 63-7)	9/21/24 at North Carolina (Won 70-50)
<b>60 Points</b>	9/28/24 vs. Ball State (Won 63-7)	10/13/79 at Virginia (Lost 69-9)
<b>70 Points</b>	9/21/24 at North Carolina (Won 70-50)	Never
<b>80 Points</b>	10/29/16 vs. Rhode Island (Won 84-7)	Never
<b>Consecutive 30-Point Games</b>	11/9/24 vs. Georgia State (Won 38-7) 11/16/24 at Old Dominion (Won 35-32)	11/23/24 at App State (Lost 34-20) 11/30/24 vs. Marshall (Lost 33-35 2OT)
<b>Consecutive 40-Point Games</b>	9/21/24 at North Carolina (Won 70-50) 9/28/24 vs. Ball State (Won 63-7)	10/24/15 vs. Richmond (Lost 59-49) 10/31/15 at William & Mary (Lost 44-41)
<b>Consecutive 50-Point Games</b>	9/21/24 at North Carolina (Won 70-50) 9/28/24 vs. Ball State (Won 63-7)	Never
<b>Consecutive 60-Point Games</b>	9/21/24 at North Carolina (Won 70-50) 9/28/24 vs. Ball State (Won 63-7)	Never
<b>200 Rushing Yards</b>	9/20/25 at Libery (227)	12/23/23 vs. Air Force (351)
<b>300 Rushing Yards</b>	8/30/25 vs. Weber State (313)	12/23/23 vs. Air Force (351)
<b>400 Rushing Yards</b>	9/16/17 vs. Norfolk State (472)	10/18/97 vs. Delaware (461)
<b>500 Rushing Yards</b>	10/23/76 vs. Frostburg State (501)	10/21/95 vs. Delaware (520)
<b>300 Passing Yards</b>	9/21/24 at North Carolina (388)	12/18/24 vs. Western Kentucky (302)
<b>400 Passing Yards</b>	11/11/23 vs. UConn (457)	9/21/24 at North Carolina (475)
<b>500 Passing Yards</b>	Never	10/15/22 at Georgia Southern (578)
<b>200 Yards Rushing and Passing</b>	9/20/25 at Liberty (227/213)	11/5/22 at Louisville (244/223)
<b>300 Yards Rushing and Passing</b>	9/4/21 vs. Morehead State (345/342)	10/24/15 vs. Richmond (305/415)
<b>500 Yards of Total Offense</b>	9/28/24 vs. Ball State (506)	9/21/24 at North Carolina (616)
<b>600 Yards of Total Offense</b>	9/21/24 at North Carolina (611)	9/21/24 at North Carolina (616)
<b>700 Yards of Total Offense</b>	9/16/17 vs. Norfolk State (728)	10/24/15 vs. Richmond (720)
<b>Safety Scored By</b>	11/18/23 vs. App State	10/19/23 at Marshall
<b>Two Defensive Touchdowns</b>	9/22/18 vs. William & Mary (2 INT)	10/2/21 at New Hampshire (FR, INT)
<b>Two Pick-Sixes</b>	9/22/18 vs. William & Mary	11/3/18 at New Hampshire
<b>Special Teams Touchdown</b>	10/26/24 vs. Southern Miss (Kickoff Return)	11/23/24 at App State (Blocked Punt)
<b>Allowed Zero Rushing Yards</b>	10/19/23 at Marshall (-4)	10/25/97 vs. Richmond (-27)
<b>No Sacks Allowed</b>	9/20/25 at Liberty	8/30/25 vs. Weber State
<b>No Punts</b>	9/28/24 vs. Ball State	9/11/10 at Virginia Tech
<b>No Penalties</b>	10/1/22 vs. Texas State	11/23/24 at App State

**Individual - Offense & Defense**

	<b>JMU</b>	<b>Opponent</b>
<b>100 Rushing Yards</b>	12/18/24 George Pettaway (100) vs. Western Kentucky	9/5/25 Isaac Brown (104) at Louisville
<b>150 Rushing Yards</b>	10/8/22 Percy Agyei-Obese (158) at Arkansas State	12/23/23 Emmanuel Michel (203) vs. Air Force
<b>200 Rushing Yards</b>	12/16/17 Marcus Marshall (203) vs. South Dakota St.	12/23/23 Emmanuel Michel (203) vs. Air Force
<b>Two 100-Yard Rushers</b>	4/24/21 Jawon Hamilton (171), Percy Agyei-Obese (110) vs. VMI	11/5/22 Tiyon Evans (126), Jawhar Jordan (117) at Louisville
<b>Three 100-Yard Rushers</b>	11/17/18 Cardon Johnson (162), Trai Sharp (107) & Ben DiNucci (104) at Towson	10/21/95 Kai Hebron (144), Leo Hamlett (121) & Pat Williams (104) vs. Delaware
<b>Rushed 25 Times</b>	10/1/22 Latrelle Palmer (27) vs. Texas State	12/23/23 Emmanuel Michel (35) vs. Air Force
<b>Rushed 30 Times</b>	12/13/19 Percy Agyei-Obese (33) vs. Northern Iowa	12/23/23 Emmanuel Michel (35) vs. Air Force
<b>Rushed 40 Times</b>	Never	10/24/92 Tony Vinson (41) at Towson
<b>50-Yard Rush</b>	8/30/25 Wayne Knight (59-TD) vs. Weber State	9/5/25 Isaac Brown (78-TD) at Louisville
<b>75-Yard Rush</b>	4/24/21 Jawon Hamilton (99-TD) vs. VMI	9/5/25 Isaac Brown (78-TD) at Louisville
<b>Rushed for Two Touchdowns</b>	9/21/24 Alonza Barnett III (2) at North Carolina	9/21/24 Omarion Hampton (3) at North Carolina
<b>Rushed for Three Touchdowns</b>	10/15/22 Todd Centeio (3) at Georgia Southern	9/21/24 Omarion Hampton (3) at North Carolina
<b>Rushed for Four Touchdowns</b>	10/23/99 Curtis Keaton (5) vs. UConn	10/24/15 Jacobi Green (5) vs. Richmond
<b>Rushed for Five Touchdowns</b>	10/23/99 Curtis Keaton (5) vs. UConn	10/24/15 Jacobi Green (5) vs. Richmond
<b>300 Passing Yards</b>	9/21/24 Alonza Barnett III (388) at North Carolina	12/18/24 Caden Veltkamp (302) vs. Western Kentucky
<b>350 Passing Yards</b>	9/21/24 Alonza Barnett III (388) at North Carolina	9/21/24 Jacolby Criswell (475) at North Carolina
<b>400 Passing Yards</b>	11/11/23 Jordan McCloud (457) vs. UConn	9/21/24 Jacolby Criswell (475) at North Carolina
<b>25 Completions</b>	11/25/23 Jordan McCloud (26) at Coastal Carolina	12/18/24 Caden Veltkamp (25) vs. Western Kentucky
<b>30 Completions</b>	11/11/23 Jordan McCloud (33) vs. UConn	10/14/23 Davis Brin (31) vs. Georgia Southern
<b>40 Completions</b>	Never	10/12/13 Michael Strauss (41) vs. Richmond
<b>40 Pass Attempts</b>	10/19/24 Alonza Barnett III (41) at Georgia Southern	9/21/24 Jacolby Criswell (48) at North Carolina
<b>50 Pass Attempts</b>	10/6/01 Matt LeZotta (58) at Villanova	10/14/23 Davis Brin (52) vs. Georgia Southern
<b>60 Pass Attempts</b>	Never	10/15/22 Kyle Vantrease (64) at Georgia Southern
<b>50-Yard Pass</b>	11/16/24 Alonza Barnett III (68) at Old Dominion	11/23/24 Joey Aguilar (64) at App State
<b>75-Yard Pass</b>	11/11/23 Jordan McCloud (80) vs. UConn	9/23/23 McCae Hillstead (76) at Utah State
<b>Three Passing Touchdowns</b>	11/9/24 Alonza Barnett III (3) vs. Georgia State	10/19/24 JC French (3) at Georgia Southern
<b>Four Passing Touchdowns</b>	9/28/24 Alonza Barnett III (5) vs. Ball State	9/23/23 McCae Hillstead (4) at Utah State
<b>Five Passing Touchdowns</b>	9/28/24 Alonza Barnett III (5) vs. Ball State	11/5/16 Kyle Lauletta (5) at Richmond
<b>350 Yards of Total Offense</b>	9/21/24 Alonza Barnett III (487) at North Carolina	9/21/24 Jacolby Criswell (475) at North Carolina
<b>400 Yards of Total Offense</b>	9/21/24 Alonza Barnett III (487) at North Carolina	9/21/24 Jacolby Criswell (475) at North Carolina
<b>450 Yards of Total Offense</b>	9/21/24 Alonza Barnett III (487) at North Carolina	9/21/24 Jacolby Criswell (475) at North Carolina
<b>500 Yards of Total Offense</b>	10/15/22 Todd Centeio (512) at Georgia Southern	10/15/22 Kyle Vantrease (576) at Georgia Southern
<b>Quarterback Ran/Threw for 100</b>	11/4/23 Jordan McCloud (104/307) at Georgia State	9/20/08 Armanti Edwards (109/142) vs. App State
<b>10 Receptions</b>	11/25/23 Phoenix Sproles (11) at Coastal Carolina	10/28/23 Isiah Paige (10) vs. Old Dominion
<b>125 Receiving Yards</b>	9/21/24 Omarion Dollison (125) at North Carolina	11/23/24 Makai Jackson (162) at App State
<b>150 Receiving Yards</b>	11/11/23 Reggie Brown (202) vs. UConn	11/23/24 Makai Jackson (162) at App State
	11/11/23 Elijah Sarratt (160) vs. UConn	
<b>200 Receiving Yards</b>	11/11/23 Reggie Brown (202) vs. UConn	10/24/15 Brian Brown (204) vs. Richmond
<b>Two 100-Yard Receivers</b>	9/21/24 Omarion Dollison (125) & Cam Ross (107) at North Carolina	
<b>Two Touchdown Receptions</b>	9/28/24 Yamir Knight (2) vs. Ball State	11/18/23 Kaedin Robinson (2) vs. App State
<b>Three Touchdown Receptions</b>	11/25/23 Elijah Sarratt (3) at Coastal Carolina	11/10/18 Marven Beauvais (3) vs. Rhode Island
<b>Four Touchdown Receptions</b>	11/6/21 Kris Thornton (4) vs. Campbell	10/4/97 Brian Finneran (4) at Villanova
<b>50-Yard Reception</b>	11/16/24 Yamir Knight (68-TD) at Old Dominion	9/5/25 Chris Bell (64-TD) at Louisville
<b>75-Yard Reception</b>	11/11/23 Reggie Brown (80-TD) vs. UConn	9/23/23 Micah Davis (76-TD) at Utah State
<b>300 All-Purpose Yards</b>	11/3/07 Griff Yancey (323) at Delaware	9/7/02 Stephen Lewis (305) vs. New Hampshire
<b>400 All-Purpose Yards</b>	Never	10/6/01 Brian Westbrook (405) at Villanova

**Individual - Special Teams**

	<b>JMU</b>	<b>Opponent</b>
<b>45-Yard Field Goal</b>	11/23/24 Noe Ruelas (52) at App State	9/20/25 Jay Billingsley (47) at Liberty
<b>50-Yard Field Goal</b>	11/23/24 Noe Ruelas (52) at App State	8/30/25 Sloan Calder (51) vs. Weber State
<b>60-Yard Field Goal</b>	Never	11/5/88 David Cool (60) at Georgia Southern
<b>Two Field Goals</b>	12/18/24 Noe Ruelas (2) vs. Western Kentucky	9/20/25 Jay Billingsley (2) at Liberty
<b>Three Field Goals</b>	11/11/23 Camden Wise (3) vs. UConn	10/26/24 Connor Gibbs (3) vs. Southern Miss
<b>Four Field Goals</b>	11/13/21 Ethan Ratke (6) at William & Mary	10/12/13 Brandon Jordi (4) vs. Richmond
<b>55-Yard Punt</b>	10/19/24 Ryan Hanson (66) at Georgia Southern	11/30/24 Alec Clark (56) vs. Marshall
<b>60-Yard Punt</b>	10/19/24 Ryan Hanson (66) at Georgia Southern	11/16/24 Seamus Hall (61) at Old Dominion
<b>70-Yard Punt</b>	5/8/21 Harry O'Kelly (74) at Sam Houston	10/19/23 John McConnell (74) at Marshall
<b>Kickoff Return for Touchdown</b>	10/26/24 Cam Ross (94) vs. Southern Miss	10/19/23 Jayden Harrison (94) at Marshall
<b>50-Yard Kickoff Return</b>	10/26/24 Cam Ross (94) vs. Southern Miss	10/19/23 Jayden Harrison (94) at Marshall
<b>100 Yards on Kickoff Returns</b>	10/28/23 DJ Barksdale (112) vs. Old Dominion	11/30/24 Ian Foster (102) vs. Marshall
<b>150 Yards on Kickoff Returns</b>	10/10/15 Charles Tutt (153) at Towson	10/19/23 Jayden Harrison (153) at Marshall
<b>Punt Return for Touchdown</b>	9/21/24 Jayden Mines (14) at North Carolina	11/23/24 Michael Hetzel (9) at App State
<b>50-Yard Punt Return</b>	11/23/19 D'Angelo Amos (85-TD) at Rhode Island	5/8/21 Jequez Ezzard (80-TD) at Sam Houston
<b>100 Yards on Punt Returns</b>	10/19/19 D'Angelo Amos (125) at William & Mary	9/6/03 D'Angelo Hall (105) at Virginia Tech
<b>Punt Blocked By</b>	8/30/25 Xavier Holmes vs. Weber State	11/23/24 Cahari Haynes at App State
<b>Punt Blocked for TD By</b>	9/21/24 Terrence Spence/Jayden Mines at North Carolina	11/23/24 Cahari Haynes/Michael Hetzel at App State
<b>Field Goal Blocked By</b>	2/20/21 Tony Thurston vs. Morehead State	8/30/25 Kevin Enriquez vs. Weber State
<b>Field Goal Blocked for TD By</b>	9/28/02 Rodney McCarter/Trey Townsend (TD) vs. Villanova	Never
<b>Extra Point Blocked By</b>	11/9/24 Terrence Spence vs. Georgia State	10/22/22 Damion Barber Jr. vs. Marshall
<b>Two Sacks</b>	9/20/25 Aiden Gobaira (2.0) at Liberty	9/28/24 Sam Feeney (2.0) vs. Ball State
<b>Three Sacks</b>	10/19/23 Jalen Green (5.0) at Marshall	10/22/22 Owen Porter (3.5) vs. Marshall
<b>Four Sacks</b>	10/19/23 Jalen Green (5.0) at Marshall	Never
<b>Five Sacks</b>	10/19/23 Jalen Green (5.0) at Marshall	Never
<b>Interception Return for TD</b>	10/19/24 DJ Barksdale (10) at Georgia Southern	11/30/24 Jadarius Green-McKnight (28) vs. Marshall
<b>Two Interceptions</b>	9/21/24 Terrence Spence (2) at North Carolina	10/22/22 Charlie Gray vs. Marshall
<b>Three Interceptions</b>	12/16/17 Jimmy Moreland (3) vs. South Dakota State	10/2/93 Matt Rojotte (3) at UMass
<b>50-Yard Interception Return</b>	12/7/19 Charles Tutt (79-TD) vs. Monmouth	11/3/18 Evan Horn (75-TD) at New Hampshire
<b>Fumble Return for Touchdown</b>	9/18/21 Josh Sarratt (88) at Weber State	9/5/25 AJ Green (0) at Louisville
<b>Two Fumble Recoveries</b>	9/22/18 D'Angelo Amos (2) vs. William & Mary	9/4/10 Jerome Raymond (2) vs. Morehead State
<b>Two-Point Conversion</b>	11/16/24 Gabriel Hollingsworth rush at Old Dominion	11/30/24 Braylon Braxton pass to Chuck Montgomery vs. Marshall (OT)
<b>Defensive PAT</b>	10/26/24 Chris Shearin vs. Southern Miss	10/22/22 E.J. Jackson vs. Marshall





# Longest Plays

## Rush

1.	99 (TD)	Jawon Hamilton vs. VMI	4/24/21
2.	95 (TD)	Joe Sparksman vs. William & Mary	11/10/90
3.	92 (TD)	Brian Coe at Delaware State	10/8/83
4.	87 (TD)	Marcus Marshall vs. South Dakota State	12/16/17
5.	86 (TD)	Griff Yancey at Delaware	11/3/07
	86 (TD)	Ron Stith vs. Frostburg State	10/23/76
7.	85 (TD)	Cardon Johnson at ECU	9/2/17
	85 (TD)	Khalid Abdullah at Maine	9/24/16
9.	83 (TD)	Maurice Fenner vs. Lock Haven	9/4/04
10.	82 (TD)	Stan Jones at Emory & Henry	9/11/76

## Pass

1.	93 (TD)	Vad Lee to DeAndre' Smith at Richmond	11/15/14
2.	86 (TD)	Mike Cawley to David McLeod vs. New Hampshire	10/16/93
3.	83 (TD)	Cole Johnson to Kris Thornton vs. Towson	11/20/21
4.	82 (TD)	Cole Johnson to Devin Ravenel vs. Montana	12/10/21
	82 (TD)	Mike Cawley to Jay Jones at Appalachian State	11/25/95
6.	81 (TD)	Jayson Cooke to Tahir Hinds vs. Rhode Island	11/1/03
7.	80 (TD)	Jordan McCloud to Reggie Brown vs. UConn	11/11/23
	80 (TD)	Ben DiNucci to Brandon Polk vs. Richmond	11/16/19
	80 (TD)	Jace Edwards to Kerby Long vs. Villanova	10/15/11
	80 (TD)	Jon Roddy to Gary Clark at Virginia	9/18/82

## Kickoff Return

1.	100 (TD)	Dejor Simmons vs. Richmond	10/12/13
	100 (TD)	Scotty McGee vs. Towson	11/17/07
3.	99 (TD)	Scotty McGee vs. Appalachian State	9/20/08
	99 (TD)	Scotty McGee at Youngstown State	11/25/06
	99 (TD)	Jay Jones at Richmond	10/19/96
6.	98 (TD)	Brandon Ravenel vs. Villanova	11/21/15
	98 (TD)	Tony Booth vs. Northeastern	11/7/98
	98 (TD)	Shaun Marshall vs. Boston	10/7/95
9.	95 (TD)	Gary Clark vs. Liberty	9/24/83
10.	94 (TD)	Cam Ross vs. Southern Miss	10/26/24
	94 (TD)	Solomon Vanhorse vs. Towson	11/20/21
	94 (TD)	Dwight Robinson vs. Villanova	10/15/94

## Punt Return

1.	89 (TD)	D'Angelo Amos at Villanova	10/13/18
	89 (TD)	Gary Clark at Virginia	9/17/83
2.	87 (TD)	Cortez Thompson vs. Delaware	11/6/04
	87 (TD)	Gary Clark at Virginia	9/17/83
5.	85 (TD)	D'Angelo Amos at Rhode Island	11/23/19
6.	81 (TD)	D'Angelo Amos at Villanova	10/13/18
7.	80 (TD)	Anthony Archer vs. Georgia Southern	10/19/91
8.	79 (TD)	Gary Clark vs. Appalachian State	9/11/82
9.	77 (TD)	Earnest Payton vs. Boston University	11/22/97
10.	76 (TD)	D'Angelo Amos at Norfolk State	9/8/18
	76 (TD)	Rashard Davis vs. Morehead State	9/3/16

## Interception Return

1.	100 (TD)	Jimmy Moreland at Richmond	9/29/18
	100 (TD)	Tony LeZotte vs. Towson	11/19/05
3.	94 (TD)	Tony Jordan vs. William & Mary	10/12/96
4.	83 (TD)	MJ Hampton vs. Villanova	10/12/19
5.	82 (TD)	Rashad Robinson vs. New Hampshire	10/28/17
6.	81 (TD)	Brent Austin vs. UConn	11/11/23
7.	79 (TD)	Charles Tutt vs. Monmouth	12/7/19
8.	70 (TD)	Akeem Jordan at Massachusetts	10/15/05
9.	69 (TD)	Clint Kent at William & Mary	12/10/04
10.	67	Trey Townsend vs. Delaware	11/6/04
*	100 (PAT)	Mike Masella vs. Villanova	9/19/98

## Fumble Return

1.	99 (TD)	Chris Morant vs. Northeastern	11/7/98
2.	94 (TD)	Mark Coates vs. Delaware	9/25/99
3.	84 (TD)	Dan Kobosko at Richmond	11/12/88
4.	77 (TD)	Taylor Reynolds vs. Villanova	11/21/15
5.	68 (TD)	Arthur Moats vs. Towson	11/21/09
6.	53 (TD)	Cortez Thompson at Rhode Island	11/2/02
7.	46 (TD)	Andy Bailey at William & Mary	10/11/98
8.	39	D'Angelo Amos vs. William & Mary	9/22/18
9.	38 (TD)	Jamaris Sanders at Massachusetts	11/14/09
	38 (TD)	Kevin Winston vs. Richmond	10/28/06

## Field Goal

1.	53	Mickey Stinnett vs. Richmond	9/1/84
2.	52	Noe Ruelas at App State	11/23/24
	52	Mike Glover vs. South Florida	10/30/99
4.	51	Jason Pritchard at Richmond	10/11/08
	51	Scott Norwood vs. Towson State	11/7/81
	51	Scott Norwood vs. Morehead State	11/10/79
7.	50	Noe Ruelas at North Carolina	9/21/24
	50	Jason Pritchard at Rhode Island	10/13/07
	50	Burke George at Hofstra	9/21/02
	50	Burke George at Maine	9/29/01
	50	Mike Glover at Hofstra	11/20/99
	50	Nelson Garner at William & Mary	10/11/97

## Punt

1.	74	Harry O'Kelly at Sam Houston	5/8/21
2.	73	Nelson Garner vs. Boston University	10/7/95
	73	Scott Todd vs. Appalachian State	9/10/88
4.	71	Winston Bersch vs. Salisbury State	10/13/73
5.	70	Jason Pritchard vs. Towson	11/17/07
6.	69	Scott Todd vs. Richmond	11/12/88
7.	67	Nelson Garner at Northeastern	11/8/97
8.	66	Ryan Hanson at Georgia Southern	10/19/24
	66	Harry O'Kelly vs. South Dakota State	12/16/17
	66	Gunnar Kane vs. William & Mary	10/8/16
	66	Mike Glover vs. South Florida	10/30/99

## Opponent Long Plays

Rush	94	(TD)	Bill Douglas vs. Frostburg State	10/23/76
Pass	95	(TD)	Fred Vallett to Dave Klemic vs. Northeastern	11/7/98
Field Goal	63		Tim Foley vs. Georgia Southern	11/7/87
Punt	75		Andrew MacLay at Massachusetts	10/10/98
Kickoff Return	100	(TD)	Marcus Taylor vs. Norfolk State	9/16/17
Punt Return	81	(TD)	DeAndrew Rubin at South Florida	9/16/00
Interception Return	100	(TD)	Melvin Cunningham at Marshall	12/3/94
	100	(TD)	Rico Mack vs. Appalachian State	11/17/90
Fumble Return	93	(TD)	Noah Palm at New Hampshire	10/2/21



# Single-Game Records

## TEAM RECORDS

### Rushing Yards

501 vs. Frostburg State - 10/23/76

### Most Rushes

84 at Richmond - 9/22/90

### Rushing Touchdowns

10 vs. Morehead State - 9/3/16

### Passing Yards

468 at Georgia Southern - 10/15/22

### Completions

34 at Villanova - 10/6/01

### Passing Percentage

.941 vs. Elon (16/17) - 11/19/16

### Passing Touchdowns

6 vs. Middle Tennessee - 9/3/22  
 vs. Towson - 11/20/21  
 vs. Elon - 10/30/21  
 vs. Morehead State - 9/4/21  
 vs. Morgan State - 9/14/19  
 vs. New Hampshire - 12/3/16

### Interceptions Thrown

6 vs. Delaware - 11/3/01

### Total Offense

729 at SMU - 9/26/15

### Touchdowns

12 vs. Rhode Island - 10/29/16

### Made Field Goals

6 at William & Mary - 11/13/21

### Plays

99 vs. Delaware - 9/27/14

### First Downs

40 vs. Albany - 9/19/15

### All-Purpose Yards

934 vs. Lock Haven - 9/2/00

### Punting Average

52.5 at Youngstown State - 9/26/92

### Punt Returns for TD's

2 at Villanova - 10/13/18  
 vs. Sam Houston State - 12/9/16  
 vs. CCSU - 9/10/16  
 at Virginia - 9/17/83

### JMU Turnovers

8 at Virginia - 10/13/79  
 8 at Towson - 9/15/79

### Opponent Turnovers

10 vs. South Dakota State - 12/16/17

### Interceptions Made

6 vs. South Dakota State - 12/16/17 (*Division I record*)  
 at Gallaudet - 11/17/73

### JMU Fumbles

9 vs. Davidson - 10/26/85  
 9 vs. Liberty - 9/21/85  
 Lost - 6 at Virginia - 10/13/79

### Opponent Fumbles

11 vs. Randolph-Macon - 10/27/79  
 Lost - 8 vs. Emory & Henry - 10/26/74

### Opponent Points

69 at Virginia - 10/13/79

### JMU Win Margin

77 vs. Rhode Island (84-7) - 10/29/16

### JMU Win Margin on Road

53 at Richmond (63-10) - 9/29/18

### Opponent Win Margin

60 at Virginia (9-69) - 10/13/79

### Penalties

15 at UMass - 9/26/87

### Yards Penalized

172 at ECU - 9/2/17

### 1st-Quarter Points

28 vs. Rhode Island - 10/29/16  
 vs. Morehead State - 9/3/16

### 2nd-Quarter Points

35 vs. Norfolk State - 9/16/17  
 vs. Morgan State - 9/2/95

### 3rd-Quarter Points

30 vs. South Dakota State - 12/16/17

### 4th-Quarter Points

28 vs. Lock Haven - 9/2/00

### 1st-Half Points

53 at North Carolina - 9/21/24

### 2nd-Half Points

51 vs. Morehead State - 9/4/21

### Total Points

84 vs. Rhode Island - 10/29/16

## INDIVIDUAL RECORDS

### Rushing Yards

276 Vad Lee at SMU - 9/26/15

### Rushing Attempts

38 Curtis Keaton at Delaware - 11/21/98

### Rushing Touchdowns

5 Curtis Keaton vs. UConn - 10/23/99  
 Kelvin Jeter vs. Morgan State 9/2/95

### Rushing Long

99 Jawon Hamilton vs. VMI - 4/24/21

### Passing Yards

468 Todd Centeio at Georgia Southern - 10/15/22

### Passing Completions

34 Matt LeZotte at Villanova - 10/6/01

### Passing Attempts

58 Matt LeZotte at Villanova - 10/6/01

### Passing Percentage (min. 15 pass attempts)

95.5 Bryan Schor (21/22) vs. Rhode Island - 10/29/16



## INDIVIDUAL RECORDS CONT.

### Passing Touchdowns

6 Todd Centeio vs. Middle Tennessee - 9/3/22  
 Cole Johnson vs. Towson - 11/20/21  
 Cole Johnson vs. Elon - 10/30/21

### Passing Long

93 Vad Lee to DeAndre' Smith at Richmond - 11/15/14

### Interceptions Thrown

6 Matt LeZotte vs. Delaware - 11/3/01

### Receptions

13 Elijah Sarratt vs. UConn - 11/11/23  
 Earnest Payton at Rhode Island - 10/31/98  
 Earnest Payton at UMass - 10/10/98

### Receiving Yards

202 Reggie Brown vs. UConn - 11/11/23

### Receiving Touchdowns

4 Kris Thornton vs. Campbell - 11/6/21

### Total Yards of Offense

565 Vad Lee at SMU - 9/26/15

### Total Plays

71 Vad Lee at Villanova - 9/20/14  
 Matt Lezotte at Villanova - 10/6/01

### Run-Pass Touchdowns

7 Alonza Barnett III at North Carolina - 9/21/24  
 6 Alonza Barnett III vs. Ball State - 9/28/24  
 Jordan McCloud at Coastal Carolina - 11/25/23  
 Jordan McCloud at Georgia State - 11/4/23  
 Jordan McCloud at Utah State - 9/23/23  
 Todd Centeio vs. Middle Tennessee - 9/3/22  
 Cole Johnson vs. Southeastern Louisiana - 12/4/21  
 Cole Johnson vs. Towson - 11/20/21  
 Cole Johnson vs. Elon - 10/31/21  
 Vad Lee at Charlotte - 10/25/14

### All-Purpose Yards

339 Jay Jones at Richmond - 10/19/96

### Points

30 Curtis Keaton vs. UConn - 10/23/99  
 Kelvin Jeter vs. Morgan State - 9/2/95

### Points Kicking

20 Ethan Ratke at William & Mary - 11/13/21

### Extra Points Made

12 Tyler Gray vs. Rhode Island - 10/29/16

### Extra Points Attempted

12 Tyler Gray vs. Rhode Island - 10/29/16

### Field Goals Made

6 Ethan Ratke at William & Mary - 11/13/21

### Field Goal Attempts

6 Ethan Ratke at William & Mary - 11/13/21

### Field Goal Long

53 Mickey Stinnett vs. Richmond - 9/1/84

### Punts

12 Sam Clark vs. Marshall - 10/22/22

### Punt Average (3 att.)

53.0 John Druett vs. Liberty - 9/21/85

### Punt Long

74 Harry O'Kelly at Sam Houston - 5/8/21

### Kickoff Returns

7 Griff Yancey at Delaware - 11/3/07  
 Shaun Marshall vs. Delaware - 10/21/95  
 John Allen at UConn - 9/18/93

### Kickoff Return Yards

268 Jay Jones at Richmond - 10/19/96

### Kickoff Return Long

100 Dejour Simmons vs. UR - 10/12/13  
 Scotty McGee vs. Towson - 11/17/07

### Kickoff Return TD's

1 Cam Ross vs. Southern Miss - 10/26/24  
 Solomon Vanhorne vs. Towson - 11/20/21  
 Devin Ravenel vs. Morgan State - 9/14/19  
 Jawon Hamilton at Richmond - 9/29/18  
 Brandon Ravenel vs. New Hampshire - 12/3/16  
 Brandon Ravenel vs. Villanova - 11/21/15  
 Charles Tutt at Towson - 10/10/15  
 Dejour Simmons vs. Richmond - 10/12/13  
 Scotty McGee vs. App. State - 9/20/08  
 Scotty McGee vs. Towson - 11/17/07  
 Scotty McGee at Youngstown State - 11/25/06  
 Tony Booth vs. Northeastern - 11/7/98  
 B.J. Thornley vs. Richmond - 10/25/97  
 Jay Jones at Richmond - 10/19/96  
 Shaun Marshall vs. Boston Univ. - 10/7/95  
 Dwight Robinson vs. Villanova - 10/15/94  
 Dwight Robinson at William & Mary - 10/30/93  
 Dwight Robinson vs. Lock Haven - 9/4/93  
 Gary Clark vs. Liberty - 9/24/83

### Punt Returns

8 L.C. Baker vs. Lock Haven - 9/4/04

### Punt Return Yards

183 D'Angelo Amos at Villanova - 10/13/18  
 Gary Clark at Virginia - 9/17/83

### Punt Return Long

89 D'Angelo Amos at Villanova - 10/13/18  
 Gary Clark at Virginia - 9/17/83

### Punt Return TD's

2 D'Angelo Amos at Villanova (89, 81) - 10/13/18  
 Gary Clark at Virginia (87, 89) - 9/17/83

### Tackles

26 Clyde Hoy vs. Towson - 11/7/81  
 Clyde Hoy at U.S. Merchant Marine - 10/4/80

### Sacks

5.0 Jalen Green at Marshall - 10/19/23

### Interceptions Caught

3 Jimmy Moreland vs. South Dakota State - 12/16/17  
 Chris Jacobs vs. Georgia Southern - 11/2/85  
 Bob Logan at Emory & Henry - 9/11/76

### Interception Yards

101 Taylor Reynolds at Richmond - 11/15/14

### Interception Return Long

100 Jimmy Moreland (TD) at Richmond - 9/29/18  
 Tony LeZotte (TD) vs. Towson - 11/19/05  
 Mike Masella (Def. 2-Pt.) vs. Villanova - 9/9/98

### Interception Return TD

2 Taylor Reynolds at Richmond - 11/15/14

### Fumble Return TD

2 Tom McGlooin vs. Randolph-Macon - 10/27/79

### Fumble Return Yards

99 Chris Morant vs. Northeastern 9/11/99

### Total Defensive TD

2 Taylor Reynolds (2 INT) at Richmond - 11/15/14  
 2 Dennard Melton (INT, FR) vs. Lock Haven - 9/2/00  
 2 Tom McGlooin (2 FR) vs. Randolph-Macon - 10/27/79



# Team Single-Game Top-5 List

## Rushing Yards

501	vs. Frostburg State - 10/23/76
498	vs. Morehead State - 9/3/16
491	vs. Washington & Lee - 9/9/78
472	vs. Norfolk State - 9/16/17
442	vs. Towson State - 10/12/91

Road only:

440	at SMU - 9/26/15
440	at Towson - 11/22/08
410	at ECU - 9/2/17
406	at Elon - 10/17/15
403	at Delaware - 11/3/07

## Most Rushes

84	at Richmond - 9/22/90
79	vs. Frostburg State - 10/23/76
74	vs. Morehead State - 9/3/16
72	vs. Washington & Lee - 9/9/78
71	vs. ETSU - 11/8/86
71	at Emory & Henry - 9/11/76

## Rushing Touchdowns

10	vs. Morehead State - 9/3/16
9	vs. Gallaudet - 11/16/74
8	vs. Morgan State - 9/2/95
7	vs. Norfolk State - 9/16/17
7	at Towson - 11/22/08
7	vs. Bloomsburg State - 9/2/89
7	vs. Washington & Lee - 9/9/78

## Passing Yards

468	at Georgia Southern - 10/15/22
457	vs. UConn - 11/11/23
433	at Richmond - 11/15/14
422	at New Hampshire - 11/3/18
408	vs. New Hampshire - 12/3/16

Road only:

468	at Georgia Southern - 10/15/22
433	at Richmond - 11/15/14
422	at New Hampshire - 11/3/18
406	at Villanova - 9/20/14
394	at Arkansas State - 10/8/22

## Pass Completions

34	at Villanova - 10/6/01
33	vs. UConn - 11/11/23
33	at New Hampshire - 10/2/21
33	vs. Delaware - 10/21/95
32	at New Hampshire - 11/3/18
32	at Charlotte - 10/25/14

Road only:

34	at Villanova - 10/6/01
33	at New Hampshire - 10/2/21
32	at New Hampshire - 11/3/18
32	at Charlotte - 10/25/14
29	at Akron - 9/7/13

## Pass Percentage (Min. 15 att.)

.941	vs. Elon (16/17) - 11/19/16
.892	vs. UConn (33/37) - 11/11/23
.880	vs. Elon (22/25) - 10/30/21
.875	vs. Rhode Island (21/24) - 10/29/16
.867	vs. Maine (13/15) - 10/8/05
.867	at Rhode Island (13/15) - 11/2/02

## Passing Touchdowns

6	vs. Middle Tennessee - 9/3/22
6	vs. Towson - 11/20/21
6	vs. Elon - 10/30/21
6	vs. Morehead State - 9/4/21
6	vs. Morgan State - 9/14/19
6	vs. New Hampshire - 12/3/16

## Interceptions Thrown

6	vs. Delaware - 11/3/01
5	at Colgate - 12/1/18
5	vs. Albany - 9/19/15
5	at Shippensburg - 11/12/83
4	12 times

## Total Offense

729	at SMU - 9/26/15
728	vs. Norfolk State - 9/16/17
713	vs. Morehead State - 9/5/15
699	vs. Elon - 11/19/16
687	vs. Morehead State - 9/4/21

Road only:

729	at SMU - 9/26/15
675	at Georgia Southern - 10/15/22
614	at ECU - 9/2/16
611	at North Carolina - 9/21/24
606	at Lehigh - 9/6/14

## Touchdowns

12	vs. Rhode Island - 10/29/16
11	vs. Morehead State - 9/3/16
11	vs. Gallaudet - 11/16/74
10	vs. Robert Morris - 9/13/18
10	vs. Norfolk State - 9/16/17
10	vs. Lock Haven - 9/2/00
10	vs. Morgan State - 9/2/95

## Plays

99	vs. Delaware - 9/27/14
96	at Richmond - 9/22/90
95	at Charlotte - 10/25/14
94	vs. Charlotte - 9/21/13
94	at Akron - 9/7/13

## First Downs

40	vs. Albany - 9/19/15
39	vs. Norfolk State - 9/16/17
38	vs. Saint Francis (Pa.) - 9/1/12
36	vs. Monmouth - 12/7/19
34	vs. Morehead State - 9/3/16
34	at SMU - 9/26/15

Road/Neutral only:

34	at SMU - 9/26/15
33	at Georgia State - 11/4/23
32	vs. Montana - 12/17/04 (title game)
31	at Georgia Southern - 10/15/22
31	at Lehigh - 9/6/14

## All-Purpose Yards

934	vs. Lock Haven - 9/2/00
876	vs. Norfolk State - 9/16/17
851	vs. Elon - 11/19/16
820	vs. Lock Haven - 9/4/04
804	at Georgia Southern - 10/15/22

## Punt Average (min. 3 att.)

54.0	vs. Lehigh - 9/12/15
52.5	at Youngstown State - 9/26/92
51.7	at Elon - 9/28/19
49.5	vs. Albany - 10/5/13
49.3	vs. Gardner-Webb - 9/7/24
	vs. Bucknell - 9/2/23





# Team Single-Game Top-5 List

## JMU Turnovers

8	at Virginia – 10/13/79
8	at Towson – 9/15/79
7	10 times

## Interceptions Made

6	vs. South Dakota State – 12/16/17
6	at Gallaudet – 11/17/73
5	vs. Stony Brook – 12/2/17
5	vs. Rhode Island – 10/29/16
5	at Villanova – 10/6/01
5	at Maine – 9/27/97
5	at Northeastern – 11/23/91

## JMU Fumbles

9	vs. Davidson – 10/26/85
9	vs. Liberty – 9/21/85
8	vs. Youngstown State – 10/20/90
8	at William & Mary – 10/6/79
8	vs. Salisbury – 10/15/77

## JMU Fumbles Lost

6	at Virginia – 10/13/79
5	7 times

## Opponent Points

69	at Virginia – 10/13/79
59	vs. Richmond – 10/24/15
59	at Shippensburg – 11/12/77
56	at North Carolina – 9/17/16
52	at Maryland – 8/30/14

## JMU Win Margin

77	vs. Rhode Island – 10/29/16
73	vs. Morehead State – 9/3/16
72	vs. Lock Haven (72-0) – 9/2/00
69	vs. Morgan State (76-7) – 9/2/95
66	vs. Robert Morris (73-7) – 9/13/18

### Win Margin on Road

53	at Richmond (63-10) – 9/29/18
51	at Elon (51-0) – 10/17/15
42	at Coastal Carolina – 11/25/23
39	at Villanova (42-3) – 11/13/93
38	at VMI (45-7) – 9/30/06

## Opponent Win Margin

60	at Virginia (9-69) – 10/13/79
47	at Virginia Tech (0-47) – 9/4/99
45	at Maryland (7-52) – 8/30/14
45	at Appalachian State (0-45) – 9/12/81
43	at Virginia Tech (0-43) – 9/7/03

## Penalties

15	at Massachusetts – 9/26/87
14	at ECU – 9/2/17
14	vs. Morehead State – 9/19/87
14	vs. ETSU – 11/8/86
14	vs. Towson State – 11/23/85
14	vs. Randolph-Macon – 10/27/79

## Yards Penalized

172	at ECU – 9/2/17
165	vs. ETSU – 11/8/86
150	vs. Randolph-Macon – 10/27/79
148	vs. Towson State – 11/23/85
131	at Massachusetts – 9/26/87

## Points (Any Quarter)

35	vs. Norfolk State (2nd) – 9/16/17
35	vs. Morgan State (2nd) – 9/2/95
31	vs. Robert Morris (2nd) – 9/13/18
30	vs. South Dakota State (3rd) – 12/16/17
28	16 times

### Road record:

28	at North Carolina (2nd) – 9/21/24
28	at Richmond (2nd) – 9/29/18

## 1st-Quarter Points

28	vs. Rhode Island – 10/29/16
28	vs. Morehead State – 9/3/16
25	at North Carolina – 9/21/24
23	vs. Randolph-Macon – 10/27/79
22	vs. Ball State – 9/28/24

## 2nd-Quarter Points

35	vs. Norfolk State – 9/16/17
35	vs. Morgan State – 9/2/95
31	vs. Robert Morris – 9/13/18
28	11 Times

## 3rd-Quarter Points

30	vs. South Dakota State – 12/16/17
28	vs. Morehead State – 9/4/21
28	vs. Lock Haven – 9/4/04
28	vs. Liberty – 9/9/00
26	vs. Gallaudet – 11/16/74

## 4th-Quarter Points

28	vs. Lock Haven – 9/2/00
24	vs. Villanova – 10/7/00
23	vs. Morehead State – 9/4/21
23	vs. Delaware – 10/29/83
21	14 times

## Points (Any Half)

53	at North Carolina (1st) – 9/21/24
52	vs. Robert Morris (1st) – 9/13/18
52	vs. Morehead State (1st) – 9/3/16
51	vs. Morehead State (2nd) – 9/4/21
49	vs. Rhode Island (1st) – 10/29/16
49	vs. Morgan State (1st) – 9/3/95

## 1st-Half Points

53	at North Carolina – 9/21/24
52	vs. Robert Morris – 9/13/18
52	vs. Morehead State – 9/3/16
49	vs. Rhode Island – 10/29/16
49	vs. Morgan State – 9/3/95

## 2nd-Half Points

51	vs. Morehead State – 9/4/21
42	vs. Lock Haven – 9/2/00
40	vs. Gallaudet – 11/16/74
36	vs. Elon – 11/19/16
35	vs. Rhode Island – 10/29/16
35	vs. Towson – 10/11/14
35	vs. Appalachian State – 9/20/08
35	at Hofstra – 10/1/05
35	at Northeastern – 11/6/93
35	vs. Washington & Lee – 9/9/78

## Total Points

84	vs. Rhode Island – 10/29/16
80	vs. Morehead State – 9/3/16
76	vs. Morgan State – 9/2/96
75	vs. Norfolk State – 9/16/17
73	vs. Robert Morris – 9/13/18

### Road record:

70	at North Carolina – 9/21/24
----	-----------------------------



# Individual Top-10 List

Game			Season			Career				
Rushing Yards			Rushing Yards			Rushing Yards				
1.	276	Vad Lee at SMU (9/26/15)	1.	1,809	Khalid Abdullah	2016	1.	4,168	Warren Marshall	1982-86
2.	265	Cardon Johnson at ECU (9/2/17)	2.	1,770	Rodney Landers	2008	2.	3,678	Khalid Abdullah	2013-16
3.	264	Warren Marshall vs. William & Mary (10/25/86)	3.	1,719	Curtis Keaton	1999	3.	3,503	Percy Agyei-Obese	2017-22
4.	251	Dae'Quan Scott at UMass (11/19/11)	4.	1,304	Dae'Quan Scott	2011	4.	3,477	Rodney Landers	2005-08
5.	247	Warren Marshall at Liberty (9/22/84)	5.	1,284	Warren Marshall	1986	5.	3,332	Dae'Quan Scott	2009-13
6.	241	Curtis Keaton vs. Villanova (9/19/98)	6.	1,273	Rodney Landers	2007	6.	2,783	Curtis Keaton	1998-99
7.	240	Kelvin Jeter vs. Troy State (11/26/94)	7.	1,216	Percy Agyei-Obese	2019	7.	2,745	Cardon Johnson	2015-18
8.	237	Curtis Keaton vs. Connecticut (10/23/99)	8.	1,199	Kenny Sims	1991	8.	2,694	Alvin Banks	2003-06
9.	216	Ron Stith vs. California (Pa.) (10/9/76)	9.	1,181	Warren Marshall	1985	9.	2,665	Kenny Sims	1989-92
10.	213	Jordan Anderson vs. Maine (10/8/11)	10.	1,157	Kenny Sims	1992	10.	2,534	Maurice Fenner	2003-06
Rush Attempts			Rush Attempts			Rush Attempts				
1.	38	Curtis Keaton at Delaware (11/21/98)	1.	314	Curtis Keaton	1999	1.	737	Warren Marshall	1982-86
2.	36	Trai Sharp at Delaware (9/30/17)	2.	298	Khalid Abdullah	2016	2.	694	Percy Agyei-Obese	2017-22
	36	Raymond Hines vs. William & Mary (11/13/04)	3.	268	Rodney Landers	2008	3.	673	Khalid Abdullah	2013-16
	36	Kelvin Jeter vs. William & Mary (10/12/96)	4.	259	Percy Agyei-Obese	2019	4.	642	Eriq Williams	1989-92
5.	35	Curtis Keaton vs. Villanova (9/19/98)	5.	239	Dae'Quan Scott	2013	5.	551	Alvin Banks	2003-06
	35	Kenny Sims at Central Florida (11/14/92)	6.	237	Dae'Quan Scott	2011	6.	540	Rodney Landers	2005-08
7.	34	Curtis Keaton vs. South Florida (10/30/99)	7.	223	Rodney Landers	2007	7.	537	Curtis Keaton	1998-99
	34	Curtis Keaton at New Hampshire (9/18/99)		223	Curtis Keaton	1998	8.	473	Maurice Fenner	2003-06
	34	Anthony Moore vs. Rhode Island (11/15/97)		223	Warren Marshall	1986	9.	455	Cardon Johnson	2015-18
10.	33	Four times	10.	219	Warren Marshall	1985	10.	453	Butch Robinson	1977-80
Rushing Touchdowns			Rushing Touchdowns			Rushing Touchdowns				
1.	5	Curtis Keaton vs. Connecticut (10/23/99)	1.	22	Khalid Abdullah	2016	1.	41	Khalid Abdullah	2013-16
	5	Kelvin Jeter vs. Morgan State (9/2/95)	2.	20	Curtis Keaton	1999	2.	39	Percy Agyei-Obese	2017-22
3.	4	Mike Cawley vs. Connecticut (11/12/94)	3.	19	Percy Agyei-Obese	2019	3.	32	Dae'Quan Scott	2009-12
4.	3	Many players tied	4.	16	Rodney Landers	2008		32	Eriq Williams	1989-92
			5.	14	Kenny Sims	1992	5.	31	Rodney Landers	2005-08
			6.	13	Khalid Abdullah	2015	6.	30	Curtis Keaton	1998-99
			7.	12	Dae'Quan Scott	2011	7.	29	Maurice Fenner	2003-06
				12	Rodney Landers	2007		29	Warren Marshall	1982-86
				12	Mike Cawley	1994	9.	28	Alvin Banks	2003-06
			10.	11	Marcus Marshall	2017	10.	26	Cardon Johnson	2015-18
				11	Eriq Williams	1991				
Passing Yards			Passing Yards			Passing Yards				
1.	468	Todd Centeio at Georgia Southern (10/15/22)	1.	3,779	Cole Johnson	2021	1.	7,078	Bryan Schor	2014-17
2.	457	Jordan McCloud vs. UConn (11/11/23)	2.	3,657	Jordan McCloud	2023	2.	6,511	Cole Johnson	2016-21
3.	433	Vad Lee at Richmond (11/15/14)	3.	3,462	Vad Lee	2014	3.	6,482	Mike Cawley	1993-95
4.	406	Vad Lee at Villanova (9/20/14)	4.	3,441	Ben DiNucci	2019	4.	5,912	Justin Rascati	2004-06
5.	398	Cole Johnson at New Hampshire (11/3/18)	4.	3,222	Bryan Schor	2017	5.	5,716	Ben DiNucci	2018-19
6.	394	Todd Centeio at Arkansas State (10/8/22)	6.	3,002	Bryan Schor	2016	6.	5,652	Vad Lee	2014-15
7.	388	Alonza Barnett III at North Carolina (9/21/24)	7.	2,813	Michael Birdsong	2013	7.	5,356	Eriq Williams	1989-92
	388	Greg Maddox vs. Hofstra (9/12/98)	8.	2,697	Todd Centeio	2022	8.	4,863	Greg Maddox	1996-98
9.	379	Cole Johnson vs. Maine (9/11/21)	9.	2,598	Alonza Barnett III	2024	9.	4,504	Matt LeZotte	2001-04
10.	376	Matt LeZotte at Villanova (10/6/01)	10.	2,459	Mike Cawley	1995	10.	3,661	Justin Thorpe	2008-12
Pass Attempts			Pass Attempts			Pass Attempts				
1.	58	Matt LeZotte at Villanova (10/6/01)	1.	465	Vad Lee	2014	1.	863	Mike Cawley	1993-95
2.	48	Todd Centeio at Georgia Southern (10/15/22)	2.	422	Cole Johnson	2021	2.	827	Bryan Schor	2014-17
	48	Cole Johnson at New Hampshire (11/3/18)	3.	417	Bryan Schor	2017	3.	769	Greg Maddox	1996-98
	48	Mike Cawley vs. Delaware (10/21/95)	4.	412	Jordan McCloud	2023	4.	728	Justin Rascati	2004-06
5.	47	Alonza Barnett III at ULM (10/5/24)	5.	378	Ben DiNucci	2019	5.	722	Cole Johnson	2016-21
	47	Vad Lee at Charlotte (10/25/14)	6.	376	Michael Birdsong	2013	6.	705	Vad Lee	2014-15
	47	Greg Maddox vs. Hofstra (9/12/98)	7.	361	Mike Cawley	1995	7.	687	Ben DiNucci	2018-19
8.	46	Jordan McCloud vs. App State (11/18/23)	8.	355	Alonza Barnett III	2024	8.	646	Matt LeZotte	2001-04
9.	45	Bryan Schor vs. Weber State (12/8/17)	9.	309	Ben DiNucci	2018	9.	617	Eriq Williams	1989-92
10.	44	Cole Johnson at New Hampshire (10/2/21)	10.	297	Bryan Schor	2016	10.	584	Tom Bowles	1979-83
	44	Vad Lee vs. Delaware (9/27/14)		297	Greg Maddox	1998				
	44	Mike Cawley at Connecticut (9/18/93)								



# Individual Top-10 List

Game			Season			Career				
Pass Completions			Pass Completions			Pass Completions				
1.	34	Matt LeZotte at Villanova (10/6/01)	1.	287	Cole Johnson	2021	1.	559	Bryan Schor	2014-17
2.	33	Jordan McCloud vs. UConn (11/11/23)	2.	282	Vad Lee	2014	2.	487	Justin Rascati	2004-06
	33	Cole Johnson at New Hampshire (10/2/21)	3.	281	Jordan McCloud	2023	3.	482	Cole Johnson	2016-21
4.	32	Vad Lee at Charlotte (10/25/14)	4.	271	Bryan Schor	2017	4.	479	Ben DiNucci	2018-19
5.	31	Cole Johnson at New Hampshire (11/3/18)	5.	268	Ben DiNucci	2019		479	Mike Cawley	1993-95
	31	Mike Cawley vs. Delaware (10/21/95)	6.	227	Michael Birdsong	2013	6.	446	Vad Lee	2014-15
7.	30	Bryan Schor vs. New Hampshire (12/3/16)	7.	217	Bryan Schor	2016	7.	405	Greg Maddox	1996-98
8.	29	Michael Birdsong at Akron (9/7/13)	8.	213	Alonza Barnett III	2024	8.	358	Matt LeZotte	2001-04
9.	28	Jordan McCloud at Georgia State (11/4/23)	9.	211	Ben DiNucci	2018	9.	326	Eriq Williams	1989-92
	28	Todd Centeio at Georgia Southern (10/15/22)	10.	196	Mike Cawley	1995	10.	281	Jordan McCloud	2023
	28	Todd Centeio at Arkansas State (10/8/22)						281	Justin Thorpe	2008-12
	28	Mike Cawley at Connecticut (9/18/93)								
Passing Touchdowns			Passing Touchdowns			Passing Touchdowns				
1.	6	Todd Centeio vs. Middle Tennessee (9/3/22)	1.	41	Cole Johnson	2021	1.	62	Bryan Schor	2014-17
	6	Cole Johnson vs. Towson (11/20/21)	2.	35	Jordan McCloud	2023	2.	58	Cole Johnson	2016-21
	6	Cole Johnson vs. Elon (10/30/21)	3.	30	Vad Lee	2014	3.	51	Vad Lee	2014-15
4.	5	Alonza Barnett III vs. Ball State (9/28/24)	4.	29	Ben DiNucci	2019		51	Justin Rascati	2004-06
	5	Alonza Barnett III at North Carolina (9/21/24)		29	Bryan Schor	2016	5.	45	Ben DiNucci	2018-19
	5	Jordan McCloud at Coastal Carolina (11/25/23)	6.	26	Alonza Barnett III	2024	6.	42	Mike Cawley	1993-95
	5	Cole Johnson vs. SE Louisiana (12/4/21)		26	Bryan Schor	2017	7.	40	Eriq Williams	1989-92
	5	Cole Johnson vs. Morehead State (9/4/21)	8.	25	Todd Centeio	2022	8.	35	Jordan McCloud	2023
	5	Bryan Schor vs. ETSU (9/9/17)	9.	22	Michael Birdsong	2013		35	Rodney Landers	2005-08
	5	Bryan Schor vs. New Hampshire (12/3/16)	10.	21	Vad Lee	2015	10.	34	Greg Maddox	1996-98
	5	Bryan Schor vs. Rhode Island (10/29/16)		21	Rodney Landers	2008				
	5	Vad Lee at Towson (10/10/15)								
	5	Michael Birdsong vs. Stony Brook (11/16/13)								
Receptions			Receptions			Receptions				
1.	13	Elijah Sarratt vs. UConn (11/11/23)	1.	83	Kris Thornton	2021	1.	185	Earnest Payton	1997-00
	13	Earnest Payton at Massachusetts (10/10/98)		83	Antwane Wells Jr.	2021	2.	169	Riley Stapleton	2016-19
	13	Earnest Payton at Rhode Island (10/31/98)	3.	82	Elijah Sarratt	2023	3.	168	Kris Thornton	2020-22
4.	12	Kris Thornton at New Hampshire (10/2/21)		82	Earnest Payton	1998	4.	160	Brandon Ravenel	2013-16
5.	11	Phoenix Sproles at Coastal Carolina (11/25/23)	5.	74	Brandon Polk	2019	5.	158	David McLeod	1990-93
	11	Kris Thornton vs. Middle Tennessee (9/3/22)	6.	65	Riley Stapleton	2019	6.	155	Gary Clark	1980-83
	11	D.D. Boxley at Maine (10/16/04)	7.	64	David McLeod	1993	7.	151	Jay Jones	1993-96
8.	10	Riley Stapleton vs. North Dakota State (1/11/20)	8.	63	Jay Jones	1996	8.	123	Alan Harrison	2000-03
	10	Terrence Alls vs. Stony Brook (12/2/17)	9.	62	Riley Stapleton	2018	9.	118	Macey Brooks	1993-96
	10	Alan Harrison at Villanova (10/6/01)	10.	59	Kris Thornton	2022	10.	116	Antwane Wells Jr.	2020-21
	10	Jay Jones vs. New Hampshire (9/28/96)								
	10	David McLeod vs. Boston (11/20/93)								
	10	David McLeod at Massachusetts (10/2/93)								
	10	Gary Clark at William & Mary (10/31/81)								
Receiving Yards			Receiving Yards			Receiving Yards				
1.	202	Reggie Brown vs. UConn (11/11/23)	1.	1,250	Antwane Wells Jr.	2021	1.	2,899	David McLeod	1990-93
2.	192	David McLeod at Villanova (11/13/93)	2.	1,207	David McLeod	1993	2.	2,863	Gary Clark	1980-83
3.	189	Riley Stapleton vs. Weber State (12/8/17)	3.	1,191	Elijah Sarratt	2023	3.	2,807	Earnest Payton	1997-00
4.	187	David McLeod vs. New Hampshire (10/16/93)	4.	1,179	Brandon Polk	2019	4.	2,540	Kris Thornton	2020-22
5.	185	David McLeod at Youngstown State (9/26/92)	5.	1,097	Kris Thornton	2021	5.	2,250	Brandon Ravenel	2013-16
	185	Gary Clark at Delaware State (10/8/83)	6.	1,054	Reggie Brown	2023	6.	2,113	Riley Stapleton	2016-19
7.	184	David McLeod vs. Boston University (11/20/93)	7.	1,015	Kris Thornton	2022	7.	2,014	Macey Brooks	1993-96
8.	182	Gary Clark at William & Mary (10/31/81)	8.	958	Gary Clark	1982	8.	1,907	Alan Harrison	2000-03
9.	181	Earnest Payton vs. Lock Haven (9/2/00)	9.	933	David McLeod	1992	9.	1,862	Jay Jones	1993-96
10.	179	Antwane Wells Jr. vs. Maine (9/11/21)	10.	921	Earnest Payton	1998	10.	1,853	Antwane Wells Jr.	2020-21
Receiving Touchdowns			Receiving Touchdowns			Receiving Touchdowns				
1.	4	Kris Thornton vs. Campbell (11/6/21)	1.	15	Antwane Wells Jr.	2021	1.	25	Macey Brooks	1993-96
2.	3	Elijah Sarratt at Coastal Carolina (11/25/23)	2.	14	Macey Brooks	1996	2.	23	Kris Thornton	2020-22
	3	Kris Thornton vs. Middle Tennessee (9/3/22)	3.	13	Kris Thornton	2021	3.	22	Riley Stapleton	2016-19
	3	Antwane Wells Jr. vs. SE Louisiana (12/4/21)	4.	11	Brandon Polk	2019	4.	21	Antwane Wells Jr.	2020-21
	3	Anwane Wells Jr. vs. Towson (11/20/21)	5.	10	Riley Stapleton	2019		21	David McLeod	1990-93
	3	Daniel Schiele vs. Rhode Island (10/29/16)	6.	9	Reggie Brown	2023	6.	17	Daniel Brown	2011-14
	3	Daniel Brown vs. Albany (10/5/13)	7.	8	Elijah Sarratt	2023	7.	16	Reggie Brown	2019-23
	3	Macey Brooks at Boston (9/21/96)		8	DeAndre' Smith	2014		16	Gary Clark	1980-83
	3	Macey Brooks at McNeese State (9/14/96)		8	Daniel Brown	2013	9.	15	Brandon Ravenel	2013-16
	3	Gary Clark vs. Liberty (9/24/83)		8	L.C. Baker	2006	10.	14	Mike Caussin	2006-09
	3	Gary Clark vs. C.W. Post (10/10/81)		8	David McLeod	1991		14	Alan Harrison	2000-03
							14	Jav Jones	1993-96	



# Individual Top-10 List

Game		Season		Career	
Total Offense		Total Offense		Total Offense	
1.	565 Vad Lee at SMU (9/26/15)	1.	4,288 Vad Lee 2014	1.	8,241 Bryan Schor 2014-17
2.	512 Todd Centeio at Georgia Southern (10/5/22)	2.	4,015 Cole Johnson 2021	2.	7,678 Eriq Williams 1989-92
3.	487 Alonza Barnett III at North Carolina (9/21/24)	3.	4,010 Ben DiNucci 2019	3.	7,292 Vad Lee 2014-15
4.	478 Vad Lee at Villanova (9/20/14)	4.	3,933 Jordan McCloud 2023	4.	7,249 Mike Cawley 1993-95
5.	455 Vad Lee at Richmond (11/15/14)	5.	3,571 Bryan Schor 2016	5.	7,111 Justin Rascati 2004-06
6.	453 Jordan McCloud vs. UConn (11/11/23)	6.	3,544 Bryan Schor 2017	6.	6,976 Cole Johnson 2016-21
7.	418 Vad Lee vs. Richmond (10/24/15)	7.	3,304 Rodney Landers 2008	7.	6,765 Rodney Landers 2005-08
8.	411 Jordan McCloud at Georgia State (11/4/23)	8.	3,090 Todd Centeio 2022	8.	6,718 Ben DiNucci 2018-19
9.	408 Rodney Landers at Rhode Island (10/13/07)	9.	3,040 Alonza Barnett III 2024	9.	5,412 Justin Thorpe 2008-12
10.	405 Matt LeZotte at Villanova (10/6/01)	10.	3,038 Michael Birdsong 2013	10.	4,825 Greg Maddox 1996-98
Scoring (Rush + Rec + Ret + Kick)		Scoring (Rush + Rec + Ret + Kick)		Scoring (Rush + Rec + Ret + Kick)	
1.	30 Curtis Keaton vs. Connecticut (10/23/99)	1.	160 Ethan Ratke 2019	1.	542 Ethan Ratke 2017-21
	30 Kelvin Jeter vs. Morgan State (9/2/95)	2.	150 Ethan Ratke 2021	2.	270 Khalid Abdullah 2013-16
3.	24 Elijah Sarratt at Coastal Carolina (11/25/23)		150 Khalid Abdullah 2016	3.	258 Dae'Quan Scott 2009-13
	24 Kris Thornton vs. Campbell (11/6/21)	4.	132 Tyler Gray 2016	4.	234 Percy Agyei-Obese 2017-22
	24 Alvin Banks vs. Northeastern (9/23/06)	5.	126 Curtis Keaton 1999	5.	231 David Rabil 2003-06
	24 Mike Cawley vs. Connecticut (11/12/94)	6.	114 Percy Agyei-Obese 2019	6.	224 Tyler Gray 2015-18
	24 Gary Clark vs. Liberty (9/24/83)	7.	101 Camden Wise 2023	7.	220 John Coursey 1993-96
8.	20 Ethan Ratke at William & Mary (11/13/21)	8.	99 Ryan Maglio 2015	8.	215 Cameron Starke 2010-13
	20 Mike Cawley vs. Delaware (10/9/93)		99 Dave Stannard 2008	9.	208 Warren Marshall 1982-86
	20 Eric Green vs. Morehead State (9/19/87)	10.	96 Rodney Landers 2008	10.	204 Eriq Williams 1989-92
Touchdowns (Rush + Rec + Ret)		Touchdowns (Rush + Rec + Ret)		Touchdowns (Rush + Rec + Ret)	
1.	5 Curtis Keaton vs. Connecticut (10/23/99)	1.	25 Khalid Abdullah 2016	1.	45 Khalid Abdullah 2013-16
	5 Kelvin Jeter vs. Morgan State (9/2/95)	2.	21 Curtis Keaton 1999	2.	43 Dae'Quan Scott 2009-13
3.	4 Elijah Sarratt at Coastal Carolina (11/25/23)	3.	19 Percy Agyei-Obese 2019	3.	39 Percy Agyei-Obese 2017-22
	4 Kris Thornton vs. Campbell (11/6/21)	4.	16 Rodney Landers 2008	4.	34 Warren Marshall 1982-86
	4 Alvin Banks vs. Northeastern (9/23/06)	5.	15 Antwane Wells Jr. 2021	5.	33 Eriq Williams 1989-92
	4 Mike Cawley vs. Connecticut (11/12/94)	6.	14 Kris Thornton 2021	6.	32 Alvin Banks 2003-06
	4 Gary Clark vs. Liberty (9/24/83)		14 Macey Brooks 1996	7.	31 Rodney Landers 2005-08
8.	3 Many players tied		14 Kenny Sims 1992		31 Curtis Keaton 1998-99
		9.	13 Khalid Abdullah 2015	9.	29 Cardon Johnson 2015-18
			13 Dae'Quan Scott 2013		29 Maurice Fenner 2003-06
			13 Dae'Quan Scott 2011		
			13 Griff Yancey 2008		
All-Purpose Yards		All-Purpose Yards		All-Purpose Yards	
1.	339 Jay Jones at Richmond (10/19/96)	1.	2,024 Curtis Keaton 1999	1.	5,659 Delvin Joyce 1997-2000
2.	323 Griff Yancey at Delaware (11/3/07)	2.	1,992 Khalid Abdullah 2016	2.	4,704 Dae'Quan Scott 2009-13
3.	322 Delvin Joyce vs. East Tennessee State (9/13/97)	3.	1,770 Rodney Landers 2008	3.	4,621 Warren Marshall 1982-86
4.	276 Vad Lee at SMU (10/26/15)	4.	1,741 Delvin Joyce 1998	4.	4,077 Khalid Abdullah 2013-16
5.	266 Rodney Stockett at Georgia Southern (11/15/86)	5.	1,563 Delvin Joyce 1997	5.	3,963 Gary Clark 1980-83
6.	265 Delvin Joyce vs. Delaware (10/18/97)	6.	1,545 Dae'Quan Scott 2011	6.	3,638 Percy Agyei-Obese 2017-22
7.	264 Warren Marshall vs. William & Mary (10/25/86)	7.	1,515 Jay Jones 1996	7.	3,562 Rodney Landers 2005-08
8.	263 Brandon Ravenel vs. New Hampshire (12/3/16)	8.	1,495 Gary Clark 1983	8.	3,384 Earnest Payton 1997-2000
9.	262 Delvin Joyce vs. Villanova (10/7/00)	9.	1,488 Dae'Quan Scott 2013	9.	3,369 Rodney Stockett 1984-87
10.	256 Gary Clark vs. Appalachian State (9/11/82)	10.	1,465 Warren Marshall 1986	10.	3,263 Alvin Banks 2003-06
Kickoff Return Yards		Kickoff Return Yards		Kickoff Return Yards	
1.	268 Jay Jones at Richmond (10/19/96)	1.	737 Jay Jones 1996	1.	2,166 Scotty McGee 2006-09
2.	184 Brandon Ravenel vs. Colgate (12/5/15)	2.	727 Delvin Joyce 1998	2.	1,902 Delvin Joyce 1997-2000
3.	180 Robert Turner vs. Delaware (10/29/83)	3.	668 Shaun Marshall 1995	3.	1,434 Dwight Robinson 1991-94
4.	175 Rodney Stockett at Georgia Southern (11/15/86)	4.	656 Delvin Joyce 1997	4.	1,290 Rodney Stockett 1984-87
5.	168 Delvin Joyce vs. Villanova (9/19/98)	5.	640 Scotty McGee 2009	5.	1,165 Dejour Simmons 2011-14
6.	157 Scotty McGee at Duke 8/30/08)		640 Scotty McGee 2008	6.	1,155 Tom Green 1989-91
	157 Scotty McGee at Youngstown State (11/25/06)	7.	545 Scotty McGee 2007	7.	994 Ardon Bransford 2003-06
8.	155 John Allen at Connecticut (9/18/93)	8.	538 Rodney Stockett 1986	8.	896 Kerby Long 2007-11
9.	154 Scotty McGee at Appalachian State (11/24/07)	9.	516 Robert Turner 1983	9.	819 Jay Jones 1993-96
10.	153 Charles Tutt at Towson (10/10/15)	10.	510 Dwight Robinson 1994	10.	728 Shaun Marshall 1992-95





# Individual Top-10 List

Game			Season			Career		
Punt Return Yards			Punt Return Yards			Punt Return Yards		
1.	183	D'Angelo Amos at Villanova (10/13/18)	1.	549	D'Angelo Amos	2018	1.	1,488 Delvin Joyce 1997-2000
	183	Gary Clark at Virginia (9/17/83)	2.	426	D'Angelo Amos	2019	2.	1,259 D'Angelo Amos 2017-19
3.	135	Delvin Joyce vs. Villanova (9/7/00)		426	Rashard Davis	2016	3.	817 Anthony Archer 1989-91
4.	125	D'Angelo Amos at William & Mary (10/19/19)	4.	411	Delvin Joyce	2000	4.	774 L.C. Baker 2004-07
5.	119	Delvin Joyce vs. Elon (9/26/98)	5.	403	Gary Clark	1982	5.	748 Gary Clark 1980-83
6.	116	L.C. Baker vs. Lock Haven (9/4/04)	6.	400	Delvin Joyce	1999	6.	575 John Allen 1991-94
7.	108	Delvin Joyce vs. Delaware (9/18/99)	7.	388	Delvin Joyce	1998	7.	570 Rodney Stockett 1984-87
8.	106	Anthony Archer at William & Mary (11/11/89)	8.	345	Anthony Archer	1991	8.	489 John Miller 2014-17
9.	105	Cortez Thompson vs. Delaware (11/6/04)		345	Anthony Archer	1990		489 Rashard Davis 2013-16
10.	103	D'Angelo Amos at Norfolk State (9/8/18)	10.	303	Gary Clark	1983	10.	421 Dae'Quan Scott 2009-13
	103	Anthony Archer vs. Georgia Southern (10/19/91)						
Field Goals Made			Field Goals Made			Field Goals Made		
1.	6	Ethan Ratke at William & Mary (11/13/21)	1.	29	Ethan Ratke	2017-21	1.	101 Ethan Ratke 2017-21
	5	Ethan Ratke at Delaware (10/23/21)	2.	27	Ethan Ratke	2019	2.	39 John Coursey 1993-96
3.	4	Ethan Ratke at Richmond (10/16/21)	3.	17	Ethan Ratke	2018	3.	37 Cameron Starke 2010-13
	4	Ethan Ratke vs. Elon (10/16/18)	4.	16	Noe Ruelas	2024	4.	32 David Rabil 2003-06
5.	3	26 Times		16	Camden Wise	2023		32 Scott Norwood 1978-81
			6.	15	Cameron Starke	2011	6.	30 Mickey Stinnett 1982-84
				15	John Coursey	1994	7.	29 Tyler Gray 2015-18
				15	Scott Norwood	1980	8.	27 Camden Wise 2018-23
			9.	14	Ethan Ratke	2020-21	9.	23 Dave Stannard 2007-08
				14	Ethan Ratke	2017		23 Burke George 2001-03
				14	Tyler Gray	2016		
				14	Mike Glover	1999		
				14	John Coursey	1995		
Punting Average (Min. 3)			Punting Average			Punting Average (min. 2 seasons)		
1.	53.0	John Druiett vs. Liberty (9/21/95)	1.	43.8	Chris Wright	1998	1.	43.5 Chris Wright 1996, 98
2.	52.5	Brad Hudgins vs. UMass (10/5/91)	2.	43.7	Nelson Garner	1997	2.	41.8 Nelson Garner 1994-97
3.	52.0	Scott Frazier at Youngstown State (9/26/92)	3.	43.2	Sam Clark	2022	3.	41.4 Ryan Hanson 2023-24
4.	51.7	Harry O'Kelly at Elon (9/28/19)	4.	42.5	Gunnar Kane	2015		41.4 John Druiett 1985-87
5.	50.0	David Skahn at Maine (11/3/12)	5.	42.4	Ryan Hanson	2024	5.	41.0 Scott Todd 1987-90
6.	49.5	Connor Arnone vs. Albany (10/5/13)	6.	42.1	John Druiett	1987	6.	40.7 Gunnar Kane 2014-16
	49.5	Scott Todd vs. Liberty (10/1/88)	7.	42.0	Gunnar Kane	2016	7.	40.3 Mickey Stinnett 1982-84
8.	49.3	Ryan Hanson vs. Gardner-Webb (9/9/24)	8.	41.9	Nelson Garner	1996	8.	39.8 Harry O'Kelly 2017-21
	49.3	Ryan Hanson vs. Bucknell (9/2/23)	9.	41.5	Nick Englehart	2003	9.	39.5 David Skahn 2009-12
9.	49.0	Gunnar Kane vs. Rhode Island (10/29/16)		41.5	Scott Todd	1989	10.	39.4 Connor Arnone 2012-14
	49.0	Mickey Stinnett at Richmond (11/5/83)						
Tackles			Tackles			Tackles		
1.	26	Clyde Hoy vs. Towson (11/7/81)	1.	167	Clyde Hoy	1981	1.	506 Charles Haley 1982-85
	26	Clyde Hoy at U.S. Merchant Marine (10/4/80)	2.	166	Dale Caparaso	1978	2.	503 Clyde Hoy 1978-81
3.	25	Dean McCullough vs. Massachusetts (9/6/86)		166	Dale Caparaso	1976	3.	487 Dale Caparaso 1976, 78-79
	25	Dale Caparaso at Davidson (10/16/76)	4.	161	Dennard Melton	2003	4.	445 Stephon Robertson 2010-13
5.	24	Clyde Hoy vs. Furman (10/17/81)	5.	157	Derrick Lloyd	2001	5.	438 Woody Bergeria 1974-77
6.	23	Derrick Lloyd vs. Rhode Island (9/22/01)	6.	156	Derick Pack	2000	6.	427 Dean McCullough 1983-86
	23	Marty Fitzgerald at Massachusetts (9/26/87)	7.	155	Dale Caparaso	1979	7.	416 Tony LeZotte 2004-07
8.	22	Four Players Tied	8.	151	Dean McCullough	1986	8.	399 Derick Pack 1999-01
			9.	148	Dewey Windham	1975	9.	362 Eupton Jackson 1987-90
			10.	147	Two Players Tied		10.	354 Gage Steele 2013-16
Sacks			Sacks			Sacks		
1.	5	Jalen Green at Marshall (10/19/23)	1.	16.5	John Daka	2019	1.	33 Chris Morant 1998-2000
	5#	Jim McHugh at Emory & Henry (10/25/75)	2.	15.5	Jalen Green	2023	2.	29 Arthur Moats 2006-09
	5#	Bob Dunn at Emory & Henry (10/25/75)	3.	13.5	Sage Harold	2014	3.	28 Woody Bergeria 1974-77
4.	4.5	Kwynn Walton vs. VMI (10/30/04)	4.	13	Eric O'Neill	2024	4.	27.5 John Daka 2016-19
5.	4	John Baranowsky vs. Towson (11/17/07)	5.	12	Ron'Dell Carter	2019	5.	26 Andrew Ankrah 2014-17
	4	Chris Morant at Rhode Island (10/31/98)		12	Chris Morant	1999	6.	25.5 Sage Harold 2011-14
	4	Greg Colvin vs. VMI (10/22/88)	7.	11.5	Arthur Moats	2008	7.	25 Larry Smith 1975-78
	4	Charles Haley vs. Davidson (10/26/85)		11.5	Richard Hicks	2002	8.	24.5 Kevin Winston 2003-06
9.	3.5	Andrew Ankrah at SMU (9/26/15)	9.	11	Jamree Kromah	2023	9.	23.5 Ron'Dell Carter 2017-19
	3.5	Brandon Lee vs. Stony Brook (11/16/13)		11	Arthur Moats	2009	10.	21 Mark Baird 1974-77
	3.5	Arthur Moats vs. Villanova 12/6/08)		11	Kevin Winston	2006		21 Bob Dunn 1974-76
	3.5	Derrick Lloyd at UMass (10/20/01)		11	Chris Morant	1998		
				11	Larry Smith	1977		

# 1975 totals may include shared sacks



# Individual Top-10 List

Game			Season			Career				
Interceptions			Interceptions			Interceptions				
1.	3	Jimmy Moreland vs. South Dakota State (12/16/17)	1.	9	Jordan Brown	2017	1.	18	Jimmy Moreland	2014-18
	3	Chris Jacobs vs. Georgia Southern (11/2/85)	2.	8	Jimmy Moreland	2017	2.	14	Raven Greene	2013-17
	3	Bob Logan at Emory & Henry (9/11/76)		8	Tony Booth	1997	3.	13	Rashad Robinson	2015-19
4.	2	Many Players Tied	4.	7	Rashad Robinson	2017		13	Jordan Brown	2014-17
				7	Terry Hansrote	1977		13	Clint Kent	2002-05
				7	Bob Logan	1976		13	Bob Logan	1975-78
			7.	6	Adam Smith	2019	7.	12	Dean Marlowe	2011-14
				6	Raven Greene	2016	8.	11	Taylor Reynolds	2013-16
				6	Quincy Waller	1995		11	John Stein	1993-96
				6	Chris Parrott	1992		11	Mike Thurman	1978-82
				6	Brent Good	1974				
Interception Return Yards			Interception Return Yards			Interception Return Yards				
1.	101	Taylor Reynolds at Richmond (11/15/14)	1.	217	Jimmy Moreland	2018	1.	363	Jimmy Moreland	2014-18
2.	100	Jimmy Moreland at Richmond (9/29/18)	2.	146	Tony Jordan	1996	2.	258	Raven Greene	2013-17
	100	Tony LeZotte vs. Towson (11/19/05)		146	Bob Logan	1976	3.	229	Bob Logan	1975-78
4.	94	Tony Jordan vs. William & Mary (10/12/96)	4.	145	Rashad Robinson	2017	4.	201	Taylor Reynolds	2013-16
5.	83	MJ Hampton vs. Villanova (10/12/19)	5.	127	Taylor Reynolds	2014		201	Cortez Thompson	2001-04
6.	82	Rashad Robinson vs. New Hampshire (10/28/17)	6.	113	Raven Greene	2016	6.	183	Jordan Brown	2014-17
7.	81	Brent Austin vs. UConn (11/11/23)	7.	107	Quincy Waller	1995	7.	176	Rashad Robinson	2015-19
8.	79	Charles Tutt vs. Monmouth (12/7/19)	8.	105	Clint Kent	2004	8.	157	Clint Kent	2002-05
9.	77	Jordan Brown at William & Mary (10/21/17)		105	Brent Good	1974	9.	155	Akeem Jordan	2003-06
10.	76	Bob Logan at Emory & Henry (9/11/76)	10.	103	Terrence Spence	2024	10.	146	Tony Jordan	1993, 95-96



# Team Single-Season Top-5 List

## Points

700	2016
640	2019
536	2021
534	2008
531	2015

## Points Per Game

46.7	2016
44.2	2015
40.0	2019
38.3	2021
38.1	2008

## First Downs

397	2019
380	2016
329	2015
325	2017
319	2004

## Rushing Yards

4,125	2016
3,959	2008
3,886	2019
3,285	2015
3,194	2004

## Rushing Average

282.8	2008
275.0	2016
273.8	2015
265.1	2007
265.1	1989

## Rushing Touchdowns

50	2016
43	2019
43	2008
37	2007
37	2004

## Yards Per Rush

5.7	2008
5.5	2016
5.5	2015
5.3	2007
5.3	2006
5.3	2005

## Passing Yards

3,868	2021
3,702	2023
3,566	2019
3,499	2014
3,487	2016

## Passing Average

284.8	2023
276.3	2021
269.2	2014
265.7	2022
255.0	2015

## Passing Touchdowns

43	2021
36	2023
34	2016
33	2019
30	2014

## Total Offense

7,612	2016
7,452	2019
6,345	2015
6,300	2014
6,285	2017

## Total Offense Average

528.8	2015
507.5	2016
484.6	2014
465.8	2019
452.5	2022

## Interceptions

31	2017
21	2016
19	1978
18	2021
17	2024
17	2019
17	2004
17	1997
17	1987

## Kick Return Average

27.1	2006
26.5	2021
25.5	2009
24.7	2024
24.4	1994

## Punt Return Average

26.7	2016
21.3	2018
18.6	1997
14.4	2023
13.5	1999

## Time of Possession

34:20	2020
33:34	2022
33:14	2019
32:25	2011
31:48	2024

## Third Down Offense

54%	2019
54%	2015
51%	2008
50%	2016
50%	2005

## Third Down Defense

27%	2021
28%	2022
30%	2020
30%	2019
30%	2017
30%	1994

## Fourth Down Offense

91%	2005
89%	2019
86%	2020
74%	2008
65%	1995

## Fourth Down Defense

21%	2003
27%	2009
38%	2011
38%	2004
41%	2023



# Team Single-Season Top-5 List

**Sacks**

56	2004
51	2017
47	2019
47	2006
45	2023

**Total Touchdowns**

94	2016
80	2019
71	2015
71	2008
64	2021
64	2017

**Field Goals**

29	2021
27	2019
23	2018
23	2017
18	2024

**PAT Made**

90	2016
79	2019
67	2015
66	2008
63	2021

**Red Zone Scores**

81	2016
76	2019
63	2021
60	2017
59	2018
59	2015

**Red Zone Touchdowns**

68	2016
56	2019
48	2015
46	2008
45	2004

**Score by Quarters**

First	
212	2016
166	2019
152	2015
117	2008
116	2024

Second	
201	2019
181	2016
178	2021
159	2017
152	2014


Third	
159	2016
157	2021
136	2017
130	2015
128	2008

Fourth	
148	2016
141	2019
141	2017
141	2008
135	2004





# 2025 FOOTBALL SCHEDULE

 <b>VS</b> <b>8.30</b>	 <b>AT</b> <b>9.5</b>	 <b>AT</b> <b>9.20</b>
 <b>VS</b> <b>9.27</b>	 <b>AT</b> <b>10.4</b>	 <b>VS</b> <b>10.11</b>
 <b>VS</b> <b>10.18</b>	 <b>AT</b> <b>10.28</b>	 <b>AT</b> <b>11.8</b>
 <b>VS</b> <b>11.15</b>	 <b>VS</b> <b>11.22</b>	 <b>AT</b> <b>11.29</b>

HOME

AWAY