



ROUND 1



¹² JAMES MADISON AT ⁵ OREGON

📍 AUTZEN STADIUM | EUGENE, OR | DEC. 20 | 7:30 PM ET

JMU NOTES PACKET

JAMES MADISON

F O O T B A L L



PLAYOFF FIRST ROUND



PLAYOFF FIRST ROUND



JMU 2025 SCHEDULE

Date	Opponent	Result
Aug. 30	WEBER STATE	W, 45-10
Sept. 5	at Louisville	L, 14-28
Sept. 20	at Liberty	W, 30-13
Sept. 27	GEORGIA SOUTHERN *	W, 35-10
Oct. 4	at Georgia State *	W, 14-7
Oct. 11	LOUISIANA *	W, 24-14
Oct. 18	OLD DOMINION *	W, 63-27
Oct. 28	at Texas State *	W, 52-20
Nov. 8	at Marshall *	W, 35-23
Nov. 15	APP STATE *	W, 58-10
Nov. 22	WASHINGTON STATE	W, 24-20
Nov. 29	at Coastal Carolina *	W, 59-10
Dec. 5	TROY %	W, 31-14
Nov. 20	at #5 Oregon +	7:30 PM

Home games in **BOLD CAPS**

% - Sun Belt Football Championship (Harrisonburg, VA)

+ - College Football Playoff First Round (Eugene, OR)

All game times listed ET

HOW TO FOLLOW GAME #14

Television: TNT | TBS | truTV | HBO Max

Online: HBO Max

- Play-by-Play Bob Wischusen
- Analyst Louis Riddick
- Sideline Kris Budden
- Sideline Stormy Buonantony

Morris Insurance & Financial JMU Radio Network

Locally: WSVA 550 AM | 92.1 FM

Nationally: SiriusXM Channel 82

Online: WSVAOnline.com

Mobile: Varsity Network App

- Play-by-Play Dave Riggert
- Analyst Que Reid

ESPN Radio

Online: ESPNRadio.com

- Play-by-Play Mike Monaco
- Analyst Tom Luginbill
- Sideline Dana Boyle

JMU Football Communications

Chris Brooks

Email: brookscp@jmu.edu

Twitter: @CBrooksSID

Follow JMU on Social Media

Twitter/X: @JMUFootball

Instagram: @jmu_football

Saturday, December 20, 2025 | 7:30 PM ET | Eugene, Oregon | Autzen Stadium (54,000)



VS



No. 12 James Madison Dukes

12-1, 8-0 Sun Belt

Head Coach: Bob Chesney (2nd Season)


Career Record: 132-51 | at JMU: 21-5

No. 5 Oregon Ducks

11-1, 8-1 Big Ten

Head Coach: Dan Lanning (4th Season)

Career Record: 46-7 | at ORE: 46-7



QUICK HITS...

WELCOME TO THE COLLEGE FOOTBALL PLAYOFF, JMU!

- James Madison finished the year as the fifth highest-ranked conference champion to earn the 12th and final spot in the College Football Playoff, as it heads to Eugene, Ore., to face fifth-seeded Oregon on Saturday, Dec. 20 in the opening round.
- Kickoff from Autzen Stadium is set for a 7:30 p.m. ET (4:30 p.m. PT) start, and the game will be nationally televised on TNT, truTV and HBO Max.
- This is JMU's inaugural appearance in the CFP in just its second year as an eligible FBS program.
- JMU's run through the 2025 postseason is presented by Door Gorilla.

FIRST-TIME MATCHUP FOR THE DUKES

- Saturday's CFP opening-round matchup will be a first for JMU and Oregon.
- It will also be JMU's furthest west game in program history, as its showdown with the Ducks will be its first in the Pacific Time Zone.
- JMU has only faced a Big Ten Conference team on one other occasion, as it fell at Maryland in the 2014 opener.

HISTORY MADE WITH CFP SELECTION

- JMU's inclusion in the College Football Playoff was a first for the Dukes but also marked additional milestones.
- The Dukes are the first Sun Belt Conference team to ever make the CFP field.
- They are also the first team from Virginia to compete for a CFP national championship.
- JMU also punched its ticket to the CFP in just year four playing a Football Bowl Subdivision schedule and its second as a full-fledged FBS eligible program.

SUN BELT CHAMPIONS

- JMU won its 11th straight game on Dec. 5, using a pair of late touchdowns to pull away from Troy for a 31-14 victory to capture the 2025 Sun Belt Football Championship.
- It is JMU's first conference crown at the FBS level, the 11th in program history and its first since 2021 when JMU closed its chapter in the Football Championship Subdivision.
- The win moved JMU to the 12-win mark for the first time since that 2021 season.
- JMU is the second straight East Division team to win the Sun Belt title and the fourth to claim the trophy in the seven overall SBC championship games.
- Wayne Knight was named the championship's MVP after rushing for a career-high 212 yards and setting an SBC title game record with 234 all-purpose yards.
- Sahir West also set title records with career bests of 5.5 tackles for loss and 3.0 sacks to lead the defense.

TALE OF THE TAPE

James Madison

37.3
15.8
+21.5
202.5
171.5
245.8
76.2
448.3
247.6
82/172 (48%)
54/188 (29%)
7/17 (41%)
12/26 (46%)
51/58 (88%)
36 / 12 / 3

Statistics

Scoring Offense
Scoring Defense
Scoring Margin
Passing Offense
Passing Defense
Rushing Offense
Rushing Defense
Total Offense
Total Defense
3rd Down Offense
3rd Down Defense
4th Down Offense
4th Down Defense
Red Zone Scoring
Sacks / Interceptions / Fumble Recoveries

Oregon

38.2
14.8
+23.4
246.8
144.3
218.4
107.3
465.2
251.6
72/148 (49%)
57/166 (34%)
14/22 (64%)
19/29 (66%)
43/49 (88%)
23 / 13 / 4



SUN BELT STANDINGS

East Division	Sun Belt	Overall
James Madison *	8-0 1.000	12-1 .923
Old Dominion	6-2 .750	9-3 .750
Coastal Carolina	5-3 .625	6-6 .500
Georgia Southern	4-4 .500	6-6 .500
Marshall	3-5 .375	5-7 .417
App State	2-6 .250	5-7 .417
Georgia State	0-8 .000	1-11 .083

West Division	Sun Belt	Overall
Troy	6-2 .750	8-5 .615
Southern Miss	5-3 .625	7-5 .583
Arkansas State	5-3 .625	6-6 .500
Louisiana	5-3 .625	6-6 .500
Texas State	3-5 .375	6-6 .500
South Alabama	3-5 .375	4-8 .333
ULM	1-7 .125	3-9 .250

* - Sun Belt Conference Champions

COLLEGE FOOTBALL PLAYOFF

College Football Playoff Rankings

FINAL - Dec. 7, 2025

1	Indiana	13-0
2	Ohio State	12-1
3	Georgia	12-1
4	Texas Tech	12-1
5	Oregon	11-1
6	Ole Miss	11-1
7	Texas A&M	11-1
8	Oklahoma	10-2
9	Alabama	10-3
10	Miami	10-2
11	Notre Dame	10-2
12	BYU	11-2
13	Texas	9-3
14	Vanderbilt	10-2
15	Utah	10-2
16	USC	9-3
17	Arizona	9-3
18	Michigan	9-3
19	Virginia	10-3
20	Tulane	11-2
21	Houston	9-3
22	Georgia Tech	9-3
23	Iowa	8-4
24	James Madison	12-1
25	North Texas	11-2

AP & COACHES POLLS

Associated Press Top 25

POSTSEASON - Dec. 7, 2025

1	Indiana (66)	13-0	1650
2	Georgia	12-1	1550
3	Ohio State	12-1	1538
4	Texas Tech	12-1	1452
5	Oregon	11-1	1358
6	Ole Miss	11-1	1323
7	Texas A&M	11-1	1278
8	Oklahoma	10-2	1154
9	Notre Dame	10-2	1094
10	Miami	10-2	1017
11	Alabama	10-3	973
12	BYU	11-2	899
13	Vanderbilt	10-2	880
14	Texas	9-3	872
15	Utah	10-2	748
16	USC	9-3	609
17	Tulane	11-2	521
18	Michigan	9-3	503
19	James Madison	12-1	490
20	Virginia	10-3	323
21	Arizona	9-3	322
22	Navy	10-2	173
23	North Texas	11-2	151
24	Georgia Tech	9-3	147
25	Missouri	8-4	92

Others receiving votes: Houston 82, Iowa 74, Tennessee 61, New Mexico 21, Duke 18, Boise State 16, UNLV 10, South Florida 10, SMU 8, Louisville 6, Arizona State 6, UConn 5, Washington 4, Kennesaw State 3, Pitt 3, Illinois 2, Iowa State 2, Western Michigan 1, TCU 1.

US LBM Coaches' Poll

POSTSEASON - Dec. 7, 2025

1	Indiana (61)	13-0	1549
2	Georgia (1)	12-1	1461
3	Ohio State	12-1	1433
4	Texas Tech	12-1	1339
5	Oregon	11-1	1317
6	Ole Miss	11-1	1240
7	Texas A&M	11-1	1169
8	Oklahoma	10-2	1093
9	Notre Dame	10-2	1037
10	Miami	10-2	941
11	Alabama	10-3	913
13	Vanderbilt	10-2	867
13	BYU	11-2	790
14	Texas	9-3	788
15	Utah	10-2	719
16	USC	9-3	558
17	Michigan	9-3	479
18	Tulane	11-2	448
19	James Madison	12-1	389
20	Arizona	9-3	326
21	Virginia	10-3	288
22	Georgia Tech	9-3	223
23	Tennessee	8-4	123
24	Houston	9-3	119
25	Navy	10-2	118

Others receiving votes: Iowa 102, North Texas 89, Missouri 51, Duke 43, SMU 32, Washington 24, Illinois 10, Boise State 10, TCU 9, Pitt 9, Arizona State 8, Louisville 7, South Florida 7, UConn 7, Penn State 6, Kennesaw State 3, UNLV 2, Old Dominion 2, Western Michigan 1, San Diego State 1.

ABOUT JMU

James Madison University Information

Location	Harrisonburg, Virginia
Founded	1908
Enrollment	22,879
Nickname / Mascot	Dukes / Duke Dog
Colors	Purple (PMS 2685) and Gold (PMS 4515)
Affiliation	NCAA Football Bowl Subdivision
Conference	Sun Belt Conference
President	Dr. James C. Schmidt
Director of Athletics	Matt Roan

Football Information

Season of Football	54th
All-Time Record	390-230-4
First Year of Football	1972
Stadium	Bridgeforth Stadium/Zane Showker Field

2025 Record / SBC Record	12-1 / 8-0
College Football Playoff (Ranking / Seed)	#24 / No. 12
National Ranking (AP / US LBM Coaches)	#19 / #19
Conference Championships	11
Last Conference Championship	2025 (Sun Belt)
Seasons in the Postseason	21st (1 SBC/CFP, 2 Bowls, 18 FCS)
FCS National Championships	2 (2004, 2016)
All-Time Postseason Record	25-17
Winning Seasons	36 (12th straight)
Most Wins in a Season	14 (2016, 2017, 2019)
Best Season Win Percentage	100% (1975 / 9-0-1)
10+ Win Seasons	9th in 2025

2025 Coaching Staff

Head Coach	Bob Chesney (Second Season)
Career Record as Head Coach	132-51 (16th Season)

Offensive Coordinator/Quarterbacks	Dean Kennedy
Defensive Coordinator	Colin Hitschler
Special Teams Coordinator/Tight Ends	Drew Canan
Offensive Line/Run Game Coordinator	Chris Smith
Safeties/Recruiting Coordinator	Anthony DiMichele
Cornerbacks	Eddie Whitley Jr.
Wide Receivers	Justin Harper
Defensive Line	Sam Daniels
Running Backs	David Sims Jr.
Linebackers	Dave Plungas
Associate Head Coach	Richard Rodgers
Nickels	Kyle Barnes
Assistant Special Teams Coach	Eric Mele
Offensive Analyst	Mike Cordova
Offensive Analyst	Scott Brisson
Defensive Graduate Assistant	Ukoh Essang
Defensive Graduate Assistant	Nicky Kuzemka
Offensive Graduate Assistant	Stone Mannello
Offensive Graduate Assistant	Cole Holtz
Assistant AD for Football Administration	Matt Transue
Senior Director of Football Operations	Jordan Smith
Director of Athletic Performance	Chris Grautski
Associate Director of Athletic Performance	Jack Sprague
Director of Player Personnel	Nathan Applebaum
Director of Recruiting	Cristos Argys
Director of Player Development	Dallas Jackson

CollegePressBox.com is the official media website for Division I football. Access and download game notes, quotes, statistics, media guides, headshots, logos and more for all FBS schools, conferences, postseason games, awards and the College Football Playoff. For access, please register for an account at collegepressbox.com/register.

collegepressbox
SINCE 2005 EVERYTHING BUT THE PREGAME MEAL



PLAYOFF FIRST ROUND



No.	Name	Yr.	Pos.	Ht.	Wt.	Hometown/High School (Previous Team)
0	Immanuel Bush	R-Sr.	DL	6-1	348	Lancaster, S.C./Lancaster (Marshall)
0	Jaylan Sanchez	Sr.	WR	6-0	195	North Bergen, N.J./St. Thomas Aquinas (Villanova)
1	JC Evans	R-Fr.	QB	6-5	223	Miami, Fla./Miami Central
1	Mekhi Rodgers	Sr.	CB	6-2	204	Philadelphia, Pa./Episcopal Academy (Saint Francis)
2	Elijah Culp	R-Sr.	CB	5-11	187	Charlotte, N.C./Mallard Creek (Charlotte)
2	Jayden Mines	R-Jr.	WR	5-10	181	Ashland, Va./Patrick Henry
3	Wayne Knight	R-Jr.	RB	5-7	190	Smyrna, Del./Smyrna
3	Gannon Weathersby	Jr.	LB	5-10	222	Atlanta, Ga./Langston Hughes
5	Ayo Adeyi	R-Sr.	RB	5-8	200	Mansfield, Texas/Mansfield Legacy (North Texas)
5	Trent Hendrick	Sr.	LB	6-0	234	Richmond, Va./St. Christopher's
5	Morgan Suarez	R-Sr.	K	5-9	174	Wellington, Fla./Wellington (Florida Atlantic)
6	Chantz Harley	R-Sr.	CB	6-1	194	Upper Marlboro, Md./Landon School (Maryland)
6	George Pettaway	R-Jr.	RB	5-10	200	Suffolk, Va./Nansemond-Suffolk Academy (North Carolina)
7	Camden Coleman	Jr.	QB	6-3	223	Winston-Salem, N.C./Robert B. Glenn (Richmond)
7	Jacob Thomas	Sr.	S	6-1	212	Ashburn, Va./Stone Bridge
8	Isaiah Alston	R-Sr.	WR	6-4	199	Carteret, N.J./Mater Dei Prep (Iowa State)
8	Amar Thomas	R-Jr.	DL	6-1	241	Upper Marlboro, Md./Wise
9	Xavier Holmes	R-Sr.	DL	6-3	238	Clarksburg, Md./Clarksburg (Maine)
9	Matthew Sluka	R-Sr.	QB	6-2	216	Locust Valley, N.Y./Kellenberg Memorial (UNLV)
10	JT Kouame-Yao	Sr.	LB	6-0	217	Centreville, Va./Westfield (Shepherd)
10	Braeden Wisloski	Jr.	WR	5-10	186	Elysburg, Pa./Southern Columbia Area (Maryland)
11	Nick DeGennaro	R-Sr.	WR	6-1	196	Old Bridge, N.J./Hun School (Richmond)
11	Trashon Dye	R-Fr.	LB	6-0	227	Passaic, N.J./Passaic County Tech
11	Patrick Rea	R-Jr.	P	6-3	201	Melbourne, Australia/St. Patrick's Coll. Ballarat (Louisiana Tech)
12	Za'Ron Collins	R-So.	WR	6-2	181	Miami, Fla./Monsignor Pace (Tusculum)
12	Kye Holmes	R-Sr.	S	5-11	192	Bowie, Md./Gonzaga College [D.C.]
13	Tyler Brown	So.	S	5-11	194	Annapolis, Md./Archbishop Spalding
13	Landon Ellis	Jr.	WR	6-2	213	Orange, Va./Woodberry Forest (Richmond)
14	Alonza Barnett III	R-Jr.	QB	6-0	217	Whitsett, N.C./Grimsley
14	KJ Flowe	So.	NICKEL	5-10	178	Charlotte, N.C./Julius L. Chambers
15	Lacota Dippre	R-So.	TE	6-4	253	Scott Township, Pa./Lakeland (Charlotte)
15	Blake Kendall	R-Jr.	QB	6-1	209	Wellington, Fla./DeMatha Catholic [MD]
15	Sahir West	R-Fr.	DL	6-4	270	Baltimore, Md./Mount St. Joseph
16	Arrion Concepcion	Fr.	WR	5-9	171	Charlotte, N.C./Julius L. Chambers
16	TJ McGill	R-So.	SAF	5-10	198	Charlotte, N.C./Julius L. Chambers (William & Mary)
17	Michael Scott	Fr.	WR	5-9	165	York, Pa./Dallastown Area
18	Logan Kyle	R-Sr.	TE	6-3	234	Cypress, Texas/Tomball Memorial (Vanderbilt)
19	Max Lipinski	R-Fr.	K	6-2	206	King George, Va./King George
20	Jamaree Seldon	R-Jr.	CB	5-9	182	Williamsburg, Va./St. Frances Academy [MD]
21	Curtis Harris-Lopez	R-Sr.	S	6-1	208	Nashua, N.H./Nashua North (Holy Cross)
21	Jackson McCarter	Fr.	RB	5-11	200	Bristow, Va./Patriot
22	Chase Regan	So.	S	6-0	195	Dillsburg, Pa./Bishop McDevitt
23	Jordan Fuller	R-Sr.	RB	5-11	229	North Hampton, N.H./Governor's Academy [MA] (Holy Cross)
23	Ken Willis	R-Jr.	S	5-11	185	Cincinnati, Ohio/Colerain (Cincinnati)
24	Phillip Harris	R-Fr.	S	6-1	206	Charlotte, N.C./David W. Butler
25	Jackson Hamill	R-Fr.	LB	6-1	209	Stafford, Va./Mountain View
26	Jayden Studio	So.	LB	6-0	229	Perry, Ohio/Perry (Kent State)
27	Kai Callen	Fr.	NICKEL	5-10	178	Pocatello, Idaho/Carrollton [GA]
28	Jobi Malary	R-Sr.	RB	5-11	236	Gresham, Ore./Sam Barlow (Portland State)
29	Tre Leonard	Fr.	RB	5-10	189	Florence, S.C./South Florence
30	Justin Eaglin	R-Jr.	CB	6-1	175	Spring Lake, N.C./Pine Forest
31	Roddrey McWilliams	Fr.	CB	6-1	186	Richmond, Va./Benedictine College Prep
32	DJ Barksdale	Jr.	NICKEL	5-9	181	Rock Hill, S.C./South Pointe
33	Logan Ketcham	Sr.	LS	6-0	224	Lafayette, Calif./Acalanes (Laney College)
33	Andrew Taddeo	R-Sr.	DL	6-0	291	Basking Ridge, N.J./Ridge (Colgate)
34	Jamal Olford	Fr.	CB	5-10	164	Wylie, Texas/Wylie East
35	Joshua Prince	R-Fr.	S	5-11	190	Sterling, Va./Potomac Falls
36	Milt Ferguson	R-Fr.	CB	5-10	172	Virginia Beach, Va./Green Run
37	Seth Gathers	Fr.	S	6-0	196	Walford, Md./North Point
38	Stephen Hollander	R-Jr.	S	5-9	193	Phoenixville, Pa./Malvern Prep
39	Zicri Forest	Fr.	NICKEL	6-0	166	Mays Landing, N.J./Oakcrest
40	Jackson Snyder	R-So.	LB	6-3	223	Leesburg, Va./Loudoun County
41	George Lovelace	R-Fr.	CB	6-3	205	Richmond, Va./Highland Springs
43	Miles Halbert	Fr.	WR	6-0	191	Owings, Md./Northern
44	DJ Cotton Jr.	R-So.	DL	6-1	284	Reston, Va./The Avalon School (West Virginia)
45	Lee Johnson	Fr.	LB	6-2	216	Richmond Hill, Ga./Richmond Hill
46	Immanuel Ezeogu	R-Fr.	LB	6-2	240	Suffolk, Va./Nansemond River
47	Kevin Kabasele	R-Fr.	S	6-0	194	McLean, Va./McLean
47	Josiah Kennard	R-Sr.	LS	6-2	228	Manvel, Texas/Manvel (East Texas A&M)
51	Danny Reagan	R-Fr.	LB	6-0	208	Philadelphia, Pa./Springside Chestnut Hill
52	Carter Sweazie	R-Jr.	OL	6-2	328	Ashburn, Va./Stone Bridge
54	Brandon Figue	R-Sr.	LB	6-0	227	Hampstead, Md./Mount St. Joseph



No.	Name	Yr.	Pos.	Ht.	Wt.	Hometown/High School (Previous Team)
55	Riley Robell	R-So.	OL	6-3	291	Harrisburg, Pa./Bishop McDevitt
56	JaKobe Campbell	R-Fr.	OL	6-3	282	Raleigh, N.C./Rolesville
56	Drew Spinogatti	Jr.	LB	6-1	229	Winter Garden, Fla./Bishop Moore (Holy Cross)
57	Jacob Bailey	Fr.	OL	6-4	285	Schoolcraft, Mich./Schoolcraft
58	Griffin Hart	R-So.	OL	6-6	317	Leesburg, Va./Paul VI
60	Zach Greenberg	R-Sr.	OL	6-4	302	Livingston, N.J./Livingston (North Carolina)
62	Ibraheem Ramadan	R-Fr.	DL	6-3	237	Chesterfield, Va./L.C. Bird
65	Parker Cunningham	Fr.	OL	6-4	320	South Park, Pa./South Park
66	JD Rayner	Fr.	OL	6-5	278	Canton, Mass./Catholic Memorial
67	Jacob Hohenshelt	R-Fr.	OL	6-4	294	State College, Pa./State College Area
68	Trent Wilson	Fr.	OL	6-4	299	Southlake, Texas/Southlake Carroll
70	Brett Davis	R-Sr.	OL	6-4	299	Ashburn, Va./Stone Bridge
71	Deacon Rawls	R-Fr.	OL	6-5	310	Elizabeth City, N.C./Kempsville [VA]
72	Josh Toner	R-Sr.	OL	6-3	323	Marlton, N.J./Cherokee
73	Evan Bushong	R-Fr.	OL	6-4	325	Harrisburg, Pa./Central Dauphin
74	Sani Reed	Fr.	OL	6-5	286	Charlottesville, Va./Western Albemarle
75	Wyatt Maines	Fr.	OL	6-5	285	Hollidaysburg, Pa./Hollidaysburg
76	Pat McMurtrie	Gr.	OL	6-5	305	Verona, N.J./St. Joseph Regional (Holy Cross)
77	Cam McNair	R-Sr.	OL	6-5	335	Toms River, N.J./Donovan Catholic (Holy Cross)
78	James Pogorelc	R-Sr.	OL	6-8	301	Centreville, Va./Chantilly (Duke)
79	Joseph Simmons	R-Jr.	OL	6-6	323	Dover, Del./Salesianum
81	Chase Pensyl	Fr.	WR	5-8	166	Shamokin, Pa./Shamokin Area
82	Jamarcus Smith Jr.	Fr.	WR	6-0	194	Gaffney, S.C./Gaffney
83	Chase Miller	R-Jr.	WR	6-1	192	Baltimore, Md./IMG Academy (Stonehill)
84	Brian Hnat	Fr.	TE	6-5	233	Andover, Mass./Avon Old Farms
85	Ryder Post	R-Fr.	TE	6-4	249	Broadway, Va./Broadway
86	Ethan Gurela	Fr.	TE	6-3	233	Roswell, Ga./Roswell
88	Kells Bush	R-Jr.	DL	6-3	311	New Orleans, La./Edna Karr (Louisiana Tech)
88	Dylan Williams	So.	WR	6-1	206	Roswell, Ga./Roswell
89	Josh Phifer	R-So.	TE	6-6	259	Peachtree City, Ga./Starr's Mill
90	Terry Lockett Jr.	R-Sr.	DL	6-2	281	Springfield, Mass./Springfield Central (Syracuse)
92	Grayson Gilmore	Fr.	DL	6-3	242	Tampa, Fla./Sunlake
93	Mychal McMullin	R-So.	DL	6-1	291	Newport News, Va./Phoebus
94	Jerald James	Fr.	DL	6-2	223	Miami, Fla./Miami Palmetto
95	Cristiano Rosa	R-Jr.	K	6-0	207	Shelton, Conn./Shelton (Central Connecticut)
96	Cole Purdy	R-Fr.	DL	6-4	270	Winchester, Va./Millbrook
96	Andrew VanSlyke	R-So.	P	6-4	210	Powhatan, Va./Powhatan
97	Aiden Gobaira	R-Jr.	DL	6-5	255	Fairfax, Va./Chantilly (Notre Dame)
98	Turner Schmidt	So.	DL	6-4	244	Hilliard, Ohio/Hilliard Davidson (Robert Morris)
99	Cole Webster	Fr.	DL	6-3	290	Waxhaw, N.C./Cuthbertson

Coaching Staff:

Bob Chesney: Head Coach (2nd Season)
 Dean Kennedy: Offensive Coordinator/Quarterbacks (2nd Season)
 Colin Hitschler: Defensive Coordinator (1st Season)
 Drew Canan: Special Teams Coordinator/Tight Ends (2nd Season)
 Chris Smith: Offensive Line/Run Game Coordinator (2nd Season)
 Anthony DiMichele: Safeties/Recruiting Coordinator (2nd Season)
 Eddie Whitley Jr.: Cornerbacks (6th season)
 Justin Harper: Wide Receivers (2nd Season)
 Sam Daniels: Defensive Line (2nd Season)
 David Sims Jr.: Running Backs (2nd Season)
 Dave Plungas: Linebackers (1st Season)
 Richard Rodgers: Associate Head Coach (1st Season)
 Kyle Barnes: Nickels (2nd Season)
 Eric Mele: Assistant Special Teams Coach (1st Season)
 Mike Cordova: Offensive Analyst (2nd Season)
 Scott Brisson: Offensive Analyst (1st Season)
 Ukoh Essang: Defensive Graduate Assistant (2nd Season)
 Nicky Kuzemka: Defensive Graduate Assistant (1st Season)
 Stone Mannello: Offensive Graduate Assistant (2nd Season)
 Cole Holtz: Offensive Graduate Assistant (1st Season)
 Matt Transue: Assistant AD for Football Administration (4th Season)
 Jordan Smith: Senior Director of Football Operations (2nd Season)
 Chris Grautski: Director of Athletic Performance (1st Season)
 Jack Sprague: Associate Director of Athletic Performance (1st Season)
 Nathan Applebaum: Director of Player Personnel (2nd Season)
 Cristos Argys: Director of Recruiting (1st Season)
 Dallas Jackson: Director of Player Development (1st Season)
 Ryan Fitzpatrick: Coordinator of Video & Technology (1st Season)

Pronunciations:

0	Jaylan Sanchez	jay-LAWN
1	Mekhi Rodgers	meh-KYE
5	Ayo Adeyi	EYE-oh uh-DAY-ee
6	Chantz Harley	Chance
8	Amar Thomas	uh-MARR
9	Matthew Sluka	SLOO-kuh
10	JT Kouame-Yao	KWAH-mee YOW
10	Braeden Wisloski	WIZ-law-skee
11	Nick DeGennaro	DEE-jheh-NARE-oh
11	Trashon Dye	TRAY-shawn
11	Patrick Rea	Ray
12	Za'Ron Collins	zuh-RON
14	Alonza Barnett III	uh-LAWN-zuh
15	Lacota Dippre	luh-COH-tuh dih-PREE
15	Sahir West	syeh-EER
16	Arrión Concepcion	air-EE-awn CONE-sepp-SHEE-own
20	Jamaree Seldon	JUH-marr-ee
22	Chase Regan	pronounced like Reagan, the President
27	Kai Callen	KYE
28	Jobi Malary	JOE-bee Mal-uh-REE
30	Justin Eaglin	EE-glin
33	Andrew Taddeo	TAD-ee-oh
39	Zicri Forest	Zick-ree
46	Immanuel Ezeogu	EASY-oh-goo
47	Kevin Kabasele	CAB-uh-sell-ee
52	Carter Sweazie	SWEE-zee
54	Brandon Figue	feek
56	JaKobe Campbell	juh-KOH-bee
56	Drew Spinogatti	Spinnoh-gah-tee
67	Jacob Hohenshelt	HO-en-shelt
74	Sani Reed	SAW-knee
78	James Pogorelc	POGO-rels
81	Chase Pensyl	Pencil
84	Brian Hnat	KNOT
86	Ethan Gurela	guh-RELL-uh
89	Josh Phifer	FIFE-urr
93	Mychal McMullin	Michael
95	Cristiano Rosa	CHRIS-chee-awn-oh ROSE-uh
97	Aiden Gobaira	go-BYE-ruh



Players Returning/Lost: **57/61**

Letterwinners Returning/Lost: **42/53**

Starters Returning/Lost: **9/16**

Offense - 4/7

- Alonza Barnett III (QB), George Pettaway (RB), Carter Sweazie (LG), Pat McMurtrie (RT)

Defense - 4/7

- Immanuel Bush (DL), Trent Hendrick (LB), Jacob Thomas (S), DJ Barksdale (NKL)

Special Teams (K/P/LS) - 1/2

- Logan Ketcham (LS)

Newcomers: **55**

- Transfers - 31
- High School Seniors - 24

Players Lost: **61**

- To Graduation/Not Returning - 30
- To Transfer Portal - 31

Players by State: **20 States and 1 International Player Represented on 2025 Roster**

- 29 Virginia
- 13 Pennsylvania
- 11 North Carolina
- 10 Maryland, New Jersey
- 7 Florida
- 5 Georgia, Texas
- 4 South Carolina
- 3 Massachusetts, Ohio
- 2 Delaware, New Hampshire
- 1 California, Connecticut, Idaho, Louisiana, Michigan, New York, Oregon, Australia

Class Breakdown

- Freshmen - 43
- Sophomores - 16
- Juniors - 23
- Seniors/Graduates - 30





Bob Chesney was hired as James Madison's ninth head coach in the history of the JMU football program on December 7, 2023, being awarded a five-year contract to lead the Dukes.

Now in his 16th season as a head collegiate coach, he's guided JMU to a 21-5 overall record while leading the Dukes to their first Sun Belt Football Championship and berth into the College Football Playoff in 2025.

Chesney has led JMU to a 12-1 overall record and went unbeaten in Sun Belt Conference play, at 8-0, which marked JMU's first 8-0 league mark since 2019. It's the most wins for JMU in a single season since reclassifying to the FBS.

Voted the 2025 Sun Belt Coach of the Year, he mentored Alonza Barnett III to Player of the Year, Trent Hendrick to Defensive Player of the Year and Sahir West to Freshman of the Year while the program took home a single-season record 20 all-conference honors.

Wayne Knight was a Second Team All-American while Sahir West garnered Freshman All-America laurels.

In his first year at the helm of JMU in 2024, he guided the program to a 9-4 overall record and to its first bowl championship, winning the 2024 Boca Raton Bowl with a 27-17 triumph against Western Kentucky.

He started the season with a 4-0 record, becoming the program's first head coach to win their first four games in their inaugural year. Following the conclusion of the season, Chesney was voted Virginia Sports Information Directors University Division Coach of the Year.

He coached two players to All-America status in Terrence Spence and Eric O'Neill while 13 total players were selected to the 2024 All-Sun Belt Team. JMU's season was highlighted early



with a 70-50 win at North Carolina, which garnered the Dukes the National Team of the Week. It was the most points JMU has ever scored against an FBS opponent and set a Kenan Stadium record for points scored by an opponent in Chapel Hill.

Chesney has now led programs in the Football Bowl Subdivision, Football Championship Subdivision, NCAA Division II and NCAA Division III. He's won eight conference championships with a career record of 132-51 (.721) entering the 2025-26 College Football Playoff.

Chesney joined James Madison after six seasons at Holy Cross (2018-23), guiding the Crusaders to unprecedented success with a program-record five consecutive Patriot League Championships since 2019 and an overall record of 44-21.





In 2022, he led Holy Cross to its third undefeated regular season and an FCS quarterfinal berth for the first time in nearly 40 years, finishing #6 in the final AFCA Coaches Poll. HC's stretch run from 2021-23 were the team's best three-year run since the 1989-91 seasons, going 29-8.

While at Holy Cross, Chesney recorded wins in back-to-back seasons against FBS opponents, defeating UConn, 38-28, in 2021 and Buffalo, 37-31, in 2022. During the 2023 campaign, the Crusaders dropped a pair of three-point contests to Boston College and Army West Point.

His 2023 squad featured a pair of Walter Payton Award finalists in quarterback Matthew Sluka and receiver Jalen Coker and a Buck Buchanan Award finalist in Jacob Dobbs. Dobbs additionally was a finalist for the prestigious Campbell Trophy, while Sluka was voted Patriot League Player of the Year.

Chesney is a three-time Patriot League Coach of the Year (2019, 2021, 2022) and twice was named the New England Football Writers Coach of the Year (2021, 2022). He was additionally honored as the AFCA FCS Region 1 Coach of the Year following Holy Cross' historic 2022 season.

Prior to Holy Cross, he was head coach at Division II Assumption College, going 44-16 from 2013-17. A two-time Northeast-10 Conference Coach of the Year, he led the Greyhounds to five

straight winning seasons for a program that had posted just two winning records in the 17 years prior to his arrival. Chesney took Assumption to the NCAA Division II playoffs in each of his final three seasons, reaching the quarterfinal in 2017.

He began his head coaching career at Division III Salve Regina, posting a 23-9 record in three seasons at the helm from 2010-12. Chesney rebuilt a Salve Regina program with three consecutive winning seasons after it had gone through eight straight losing seasons. In 2011, he guided Salve Regina to the ECAC North-West Bowl, and in his final season in 2012, his team reached the New England Football Conference championship game.

Before becoming a head coach, Chesney had coaching stops as an assistant at Johns Hopkins (2005-09), King's College (2003-04) Delaware Valley College (2002) and Norwich University (2000-01).

A native of Kulpmont, Pa., Chesney was a four-year letterwinner as a defensive back at Dickinson College, where he earned his degree in 2000. He was a Second Team All-Centennial Conference selection in 1998 and 1997 and was the 1997 recipient of the team's Vincent Correal MVP Award.

Chesney and his wife Andrea have two daughters, Lyla and Hudson, and one son, Bo.

THE CHESNEY COACHING FILE

COACHING EXPERIENCE

Season(s)	School	Position
2000-01	Norwich	Graduate Assistant
2002	Delaware Valley	Defensive Coordinator
2003-04	King's College	Special Teams
2005-06	Johns Hopkins	Special Teams/Defensive Backs
2007-08	Johns Hopkins	Def. Coordinator/Special Teams/DB
2009	Johns Hopkins	Asst. Head Coach/Def. Coordinator/DB
2010-12	Salve Regina	Head Coach
2013-17	Assumption	Head Coach
2018-23	Holy Cross	Head Coach
2024-pres.	James Madison	Head Coach

HEAD COACHING RECORD

Season	School	Record / Conf.	Postseason
2010	Salve Regina	6-4 / 5-3	
2011	Salve Regina	8-3 / 6-2	Won ECAC Bowl Northwest
2012	Salve Regina	9-2 / 7-1	NEFC Championship Game
2013	Assumption	6-5 / 6-3	
2014	Assumption	7-4 / 6-3	
2015	Assumption	11-2 / 8-1	NCAA Division II Second Round
2016	Assumption	9-3 / 8-1	NCAA Division II First Round
2017	Assumption	11-2 / 8-1	NCAA Division II Quarterfinals
2018	Holy Cross	5-6 / 4-2	
2019	Holy Cross	7-6 / 5-1	NCAA FCS First Round
2020	Holy Cross	3-1 / 2-0	NCAA FCS First Round
2021	Holy Cross	10-3 / 6-0	NCAA FCS First Round
2022	Holy Cross	12-1 / 6-0	NCAA FCS Quarterfinals
2023	Holy Cross	7-4 / 5-1	
2024	James Madison	9-4 / 4-4	Boca Raton Bowl Champions
2025	James Madison	12-1 / 8-0	Sun Belt Champions
Totals	16 Seasons	132-51 / 94-23	



Bob Chesney
Head Coach
2nd Season



Dean Kennedy
Off. Coordinator | QB
2nd Season




Colin Hitschler
Def. Coordinator
1st Season



Drew Canan
Special Teams Coord. | TE
2nd Season



Chris Smith
Offensive Line
2nd Season



Anthony DiMichele
Safeties
2nd Season



Eddie Whitley Jr.
Cornerbacks
6th Season



Justin Harper
Wide Receivers
2nd Season



Sam Daniels
Defensive Line
2nd Season



David Sims Jr.
Running Backs
2nd Season



Dave Plungas
Linebackers
1st Season



Kyle Barnes
Nickels
2nd Season



Eric Mele
Assistant Special Teams
1st Season



Mike Cordova
Offensive Analyst
2nd Season



Scott Brisson
Offensive Analyst
1st Season

Additional Coaches:

Ukoh Essang: Defensive GA
Nicky Kuzemka: Defensive GA
Stone Mannello: Offensive GA
Cole Holtz: Offensive GA
Jacob Dobbs: Quality Control

IN BOOTH: Kennedy (OC),
Plungas (LB), Barnes (NKL),
Essang (Def. GA), Kuzemka
(Def. GA), Mannello (Off.
GA), Holtz (Off. GA)



MORE ABOUT THE TITLE WIN

- JMU's defense pitched its sixth second-half shutout of the season and scored touchdowns just 54 seconds apart to fend off a feisty Troy bunch in the Sun Belt Football Championship.
- Leading 17-14, a 40-yard Wayne Knight run set up Alonza Barnett's 26-yard touchdown rush with 4:11 to play.
- On the ensuing drive, Sahir West had a strip sack, which was picked up by Drew Spinogatti for a 22-yard scoop-and-score.
- JMU's defense held Troy to -26 rushing yards, the fewest allowed by any team since JMU joined the FBS ranks.
- In addition to Wayne Knight's and Sahir West's SBC championship game records, JMU set team title marks in tackles for loss (14) and sacks (8).
- In the second half, Troy managed just 45 total yards, which included -17 in the run game.
- The 212-yard rushing performance by Knight was JMU's first over 200 since Marcus Marshall's 203 in the FCS semifinals vs. South Dakota State on Dec. 16, 2017.
- He also had the longest run in SBC title history, as his touchdown went for 73 yards.
- Additionally, his mark was the 10th-most rushing yards in JMU single-game history and second-most in the postseason.

JMU'S CHAMPIONSHIP HISTORY

- JMU has now claimed 11 conference titles in its history, with nine as a member of the Colonial Athletic Association (formerly Atlantic 10) and its first back in 1975 as a Division III squad in the Virginia College Athletic Association.
- JMU won six CAA championships over its last seven FCS seasons, winning three straight between 2015 and 2017 and 2019 and 2021. The Dukes won their first CAA championship in 1999 and later added titles in its 2004 national championship season and in 2008.
- JMU's 11th as a program and first in the Sun Belt was the first win in a championship game format, as all previous titles were awarded based solely on regular-season finishes ahead of the FCS Playoffs.

11 STRAIGHT VICTORIES

- JMU enters the College Football Playoff with an 11-game win streak to set an FBS-era record for wins in a season (12).
- JMU's active win streak is the second most in the country, trailing only #1 Indiana (13).
- The win streak is the highest by any Group of Six program by five games.
- JMU is also on a five-game road win streak after dropping its initial road game in September. That's also tops in the G6 and tied for the fourth-longest by any team.
- By virtue of winning each game since Sept. 20, JMU is the only G6 program not to lose a game to another G6, going 11-0.
- Against G6 opponents since joining the Sun Belt in 2022, JMU has gone 34-8 (.810).
- The Dukes were one of just three teams to go unbeaten in conference play in 2025, as the Big Ten's Indiana and Ohio State also finished 9-0.

NUMBERS DURING THE WIN STREAK

- During its 11-game win streak, JMU is averaging victories by 23.4 points per game, scoring 38.7 per game while allowing 15.3 per outing.
- The Dukes have scored north of 50 points four times - all in Sun Belt play.
- Nine of 11 wins were by double digits and four were by at least 25 points.
- In the 11-game stretch, JMU is gaining 464.3 yards per game, as opposed to 255.2 to its foes.
- In the second half alone since Sept. 20, JMU has conceded just 34 points, equating to 3.1 points per second half.
- In the ground game, JMU has allowed just 73.9 rushing yards per game.
- Against the nine Sun Belt teams in the second half, the squads combined for just 143 rushing yards over the final 30 minutes.
- Marshall gained 141 in the second half, meaning the other eight teams combined for two yards.

WHAT AWAITS THE WINNER?

- The victor of the CFP opening-round game between JMU and Oregon will advance to the Capital One Orange Bowl to face fourth-seeded Texas Tech, winners of the Big 12 Conference.
- That game kicks off at noon on Jan. 1, 2026, from Hard Rock Stadium in Miami Gardens, Fla.
- JMU has never faced Texas Tech, while Oregon owns a 3-0 series lead with the Red Raiders, having last faced them in 2023.

RANKINGS HEADING INTO CFP

- JMU was ranked #24 in the final College Football Playoff Selection Committee Rankings to finish as the fifth-ranked conference champion.
- This is up one spot from the #25 spot it held leading into championship weekend.
- Additionally, JMU stood strong at #19 in both the AP Top 25 and US LBM Coaches Poll.
- The rankings are a season best for JMU in all three, and the highest ever in both the CFP and Coaches Polls.
- JMU has an all-time high ranking of #18 in the AP Top 25 back in 2023.

STACKING WINS SINCE MOVE UP

- Since joining the FBS ranks in 2022, JMU has won 40 of 50 games (.800).
- That is tied for the ninth-most wins by any teams in the four seasons and second amongst G6 programs, trailing just Tulane (43).
- JMU's 80% win percentage as an FBS member is the fifth-highest in the country and tops the G6 by 1.8% (Tulane - 78.2%).
- It's also the most wins by any SBC team, as Troy has 35 since the start of the 2022 season, while Marshall has 30.
- On the road, JMU is 17-6, which is tied for the third-most road wins in the country and sixth in road win percentage (.739).

BILLY NAPIER HIRED TO LEAD JMU

- Billy Napier returns to lead a program in the Sun Belt Conference in 2026, as JMU hired him as its 10th head coach in program history.
- Napier boasts a career record of 62-35 as a head coach and most recently led Florida out of the SEC from 2022-25.
- He also was head coach at Louisiana from 2018-21, where he went 40-12 with berths in the Sun Belt Football Championship each season.
- He's won three bowl games as a head coach, most recently in 2024 in the Gasparilla Bowl.

CHESNEY TO DEPART FOR UCLA

- Bob Chesney, who's led JMU to a 21-5 record in two seasons at the helm, will head west to become UCLA's head coach at the conclusion of JMU's season.
- With JMU making the CFP field, Chesney and his entire staff will coach JMU through its postseason run.
- Chesney was voted Sun Belt Coach of the Year after leading JMU to an 11-1 regular-season record and an unblemished 8-0 mark in conference play.

WAYNE KNIGHT - ALL-AMERICAN

- Running back Wayne Knight has cemented himself as an FBS All-American as an all-purpose player, making the Second Team from four organizations as of Monday.
- Knight has received All-America nods from the Associated Press, USA Today, Sports Illustrated and On3.
- Entering the CFP, Knight is the Sun Belt's rushing leader (1,263) and ranks third nationally in all-purpose yards (147.0). He's also seventh in yards per carry (6.65), 17th in rushing average (97.2) and 26th in punt returns (9.47).
- Knight has four 100-yard games this season.

NATIONAL LEADERS

OFFENSE

Time of Possession	34:05	2nd
Rushing Yards	245.8	5th
Scoring Offense	37.3	10th
Third Down Conversions	.477	19th
Total Offense	448.3	22nd
Yards Per Completion	13.1	24th
First Downs Offense	22.5	30th
Tackles for Loss Allowed	4.54	31st

DEFENSE

Total Defense	247.6	2nd
Rushing Yards	76.2	2nd
First Downs Defense	14.0	4th
Third Down Conversions	.287	5th
Pass Efficiency Defense	102.65	6th
Scoring Defense	15.8	10th
Defensive Touchdowns	3	10th
Passing Yards	171.5	12th
Sacks	2.77	18th
Tackles for Loss	6.5	23rd
Interceptions	12	31st
Fourth Down Conversions	.462	36th

SPECIAL TEAMS

Blocked Kicks	4	3rd
Blocked Punts	3	4th
Punt Return Defense	5.5	33rd

ALONZA BARNETT III

Point Responsibility	16.3	10th
Rushing Touchdowns	14	13th
Total Touchdowns	14	23rd
Yards Per Completion	13.12	24th
Passing Touchdowns	21	31st

WAYNE KNIGHT

All-Purpose Yards	147.0	3rd
Yards Per Carry	6.65	7th
Rushing Yards	97.2	17th
Punt Returns	9.47	26th

JUSTIN EAGLIN

Interceptions	4	16th
---------------	---	------

DREW SPINOGATTI

Fumble Recoveries	2	12th
-------------------	---	------

CHASE REGAN

Blocked Kicks	2	2nd
---------------	---	-----

CURTIS HARRIS-LOPEZ

Kick Return Touchdowns	1	5th
------------------------	---	-----

WEST CLAIMS FRESHMAN A-A NOD

- Defensive end Sahir West was named a First Team Freshman All-American by The Athletic.
- Voted the Sun Belt's Freshman of the Year, West enters the CFP with 43 tackles and team highs of 14.0 tackles for loss and 7.0 sacks while contributing a forced fumble and four breakups.
- In the SBC title game, West set championship records of 5.5 TFL and 3.0 sacks, as he now ranks second in the league in total TFL and third in total sacks.

G5 ALL-AMERICANS FOR JMU FOUR

- HERO Sports unveiled its annual Group of Five All-America Team and the group of Wayne Knight, Pat McMurtrie, Trent Hendrick and Alonza Barnett III made the list.
- Knight, McMurtrie and Hendrick were all First Team members, while Barnett took home Third Team laurels.

BARNETT TOP PLAYER IN VIRGINIA

- Alonza Barnett III was named the 2025 winner of the Bill Dudley Award, which honors the top Division I player in the state of Virginia.
- It's the seventh time JMU has boasted a Dudley Award winner, joining an elite list with Rodney Landers (2008), Stephon Robertson (2013), Vad Lee (2014, 2015), Bryan Schor (2016) and Jalen Green (2023).



#0 IMMANUEL BUSH

- **Career Games:** 60 (31 starts)
- **Career Stats:** 112 tackles, 20.5 TFL, 8.0 sacks, 1 FR, 1 INT, 2 PBU
- **2025:** Started 12 games at DT
- **2025 Stats:** 26 tackles, 7.0 TFL, 3.0 sacks
- 2025 Second Team All-Sun Belt DL
- Bronko Nagurski Trophy Watch List
- Outland Trophy Watch List
- 2024 Honorable Mention All-Sun Belt
- Career-high 6 tackles vs. Coastal Carolina (2022)
- Career-high 2.0 TFL at Louisville (2025)
- Career-high 1.5 sacks at JMU (2022)

#0 JAYLAN SANCHEZ

- **Career Games:** 50 (32 starts)
- **Career Stats:** 100 receptions, 1,624 receiving yards, 10 TD
- **2025:** Played in 13 games with 11 starts at WR
- **2025 Stats:** 28 receptions, 360 receiving yards, 1 TD
- 3+ catches in four games
- Transferred from Villanova (2022-24)
- Career-high 6 catches in two games
- Career-high 158 receiving yards at North Carolina A&T (2023)
- Career-high two receiving TD in two games
- Career-long 80-yard catch at Marshall (2025)
- 4 Career 100-yard receiving games

#1 JC EVANS

- **Career Games:** 5
- **Career Stats:** 1/2 (.500), 1 passing yard, 1 TD, 21 carries, 125 rushing yards, 2 TD
- **2025:** Played in 3 games
- **2025 Stats:** 6 carries, 45 rushing yards, 1 TD
- 2024 Boca Raton Bowl Offensive MVP
- Career-high 10 carries vs. Western Kentucky (2024)
- Career-high 64 rushing yards vs. Western Kentucky
- Career-long 27-yard rush vs. Western Kentucky (2024)

#1 MEKHI RODGERS

- **Career Games:** 41 (22 starts)
- **Career Stats:** 67 tackles, 2.5 TFL, 3 INT, 15 PBU
- **2025:** Played in 12 games with 1 start at CB
- **2025 Stats:** 8 tackles, 1 PBU
- Transferred from Saint Francis (2024)
- 2023 Honorable Mention All-Liberty League at Hobart College
- Career-high 7 tackles vs. Utica (2023)
- Career-high 1.0 TFL in two games
- Career-high 1 interception in three games
- Career-high 3 PBU at Mercyhurst (2024)

#2 ELIJAH CULP

- **Career Games:** 52 (34 starts)
- **Career Stats:** 125 tackles, 6.5 TFL, 4 INT, 16 PBU
- **2025:** Started 12 games at CB
- **2025 Stats:** 43 tackles, 2.5 TFL, 8 PBU
- Transferred from Charlotte (2023-24)
- Third Team All-Sun Belt DB
- Career-high 9 tackles vs. Troy (2025)
- Career-high 1.0 TFL in four games
- Career-high 2 interceptions at SEMO (2021)
- Career-high 3 PBU at Liberty (2025)

#2 JAYDEN MINES

- **Nickname:** "Boog"
- **Career Games:** 31
- **Career Stats:** 1 punt return TD, 24 rushing yards
- **2025:** Played in all 13 games
- **2025 Stats:** No stats
- Returned blocked punt for TD at UNC (2024)
- Career-long 24-yard rush vs. Coastal Carolina (2024)

#3 WAYNE KNIGHT

- **Career Games:** 38 (15 starts)
- **Career Stats:** 276 carries, 1,727 rushing yards, 11 TD, 58 receptions, 590 receiving yards, 3 TD, 2,673 all-purpose yards
- **2025:** Started all 13 games at RB
- **2025 Stats:** 190 carries, 1,263 rushing yards, 9 TD, 37 receptions, 379 receiving yards, 1 TD, 22.0 per kick return (long of 29), 9.4 per punt return (long of 22), 1,911 all-purpose yards
- Second Team All-American all-purpose from Associated Press, SI, USA Today and On3
- Paul Hornung Award Finalist
- HERO Sports Group of Five First Team All-American
- First Team All-Sun Belt RB and All-Purpose
- Sun Belt Football Championship MVP
- Two-time Paul Hornung Award Honor Roll
- 4 career 100-yard rushing games (all in 2025)
- 6 career games with 150+ all-purpose yards (all in 2025)
- Four career rushes of at least 50 yards
- Career-high 21 carries vs. Troy (2025)
- Career-high 212 rushing yards vs. Troy (2025)
- Career-long 73-yard rush vs. Troy (2025)
- Career-high 6 catches vs. App State (2025)
- Career-high 79 receiving yards at Marshall (2025)
- Career-high 234 all-purpose yards vs. Troy (2025)
- Career-high 2 total TD vs. Georgia State (2024) and at Marshall (2025)

#3 GANNON WEATHERSBY

- **Career Games:** 33 (11 starts)
- **Career Stats:** 80 tackles, 8.5 TFL, 2.5 sacks, 2 FF, 2 FR, 2 PBU
- **2025:** Played in all 13 games with 11 starts at LB
- **2025 Stats:** 57 tackles, 2.5 TFL, 1.0 sack, 1 PBU
- 5+ tackles in five games
- Career-high 7 tackles at Louisville (2025)
- Career-high 3.5 TFL vs. Western Kentucky (2024)
- Career-high 1.0 sack at North Carolina (2024) and Louisville (2025)

#5 AYO ADEYI

- **Career Games:** 41 (10 starts)
- **Career Stats:** 383 carries, 2,480 rushing yards, 17 TD, 10 receptions, 67 receiving yards
- **2025:** Played in 5 games
- **2025 Stats:** 24 carries, 120 rushing yards
- 2023 Second Team All-American Conference
- 2021 Conference USA All-Freshman Team
- Career-high 19 carries at Louisiana Tech (2023)
- Career-high 148 rushing yards at Louisiana Tech (2023)
- Career-high 2 rushing TD in three games
- Career-long 92-yard rush vs. Louisiana Tech (2022)
- Career-long 15-yard catch in two games
- Career-high 155 all-purpose yards at Louisiana Tech (2023)

#5 TRENT HENDRICK

- **Career Games:** 48 (31 starts)
- **Career Stats:** 199 tackles, 18 TFL, 6.0 sacks, 2 FF, 4 PBU
- **2025:** Started all 13 games at LB
- **2025 Stats:** 96 tackles, 6 TFL, 3.0 sacks, 1 FF, 2 PBU
- HERO Sports Group of Five First Team All-American
- Sun Belt Defensive Player of the Year
- First Team All-Sun Belt LB
- 5+ tackles in every game and 10+ in four outings
- PFF Pass Rusher of the Week (Week 5)
- Sun Belt Defensive Player of the Week (Sept. 29)
- Team Captain
- Career-high 12 tackles at Marshall (2025)
- Career-high 3.0 TFL vs. Georgia Southern (2025)
- Career-high 3.0 sacks vs. Georgia Southern (2025)

#5 MORGAN SUAREZ

- **Career Games:** 38
- **Career Stats:** 31/39 FG, 145/145 PAT, 238 points
- **2025:** Played in all 13 games
- **2025 Stats:** 12/16 FG (long 45), 63/63 PAT, 99 points
- Transferred from Florida Atlantic (2020-24)
- Career-high 3 field goals in four games, including vs. App State (2025) and at Coastal Carolina (2025)
- Career-high 9 PAT at Tulsa (2024) and vs. ODU (2025)
- Career-high 16 points vs. App State (2025)
- Career-long 47-yard field goal at Coastal Carolina (2025)

#6 CHANTZ HARLEY

- **Career Games:** 34
- **Career Stats:** 24 tackles, 1 PBU
- **2025:** Played in 8 games
- **2025 Stats:** No stats
- Transferred from Maryland (2022-24)
- Career-high 6 tackles at Penn State (2024)

#6 GEORGE PETTAWAY

- **Career Games:** 39 (11 starts)
- **Career Stats:** 216 carries, 1,270 rushing yards, 7 TD, 36 receptions, 251 receiving yards, 2 TD
- **2025:** Played in 11 games
- **2025 Stats:** 33 carries, 193 rushing yards, 7 receptions, 30 receiving yards
- 2 career 100-yard rushing games
- Career-high 16 carries in two games
- Career-high 119 rushing yards vs. Southern Miss (2024)
- Career-long 31-yard rush vs. Southern Miss (2024)
- Career-high 4 receptions in two games
- Career-high 34 receiving yards vs. Southern Miss (2024)
- Career-long 33-yard catch at Charlotte (2024)
- Career-high 180 all-purpose yards vs. Southern Miss (2024)
- Career-long 56-yard kick return vs. Oregon (2022)
- Career-long 16-yard punt return vs. Oregon (2022)
- Career-high 2 total TD at Charlotte (2024)

#7 CAMDEN COLEMAN

- **Career Games:** 16 (13 starts)
- **Career Stats:** 260/398 (.653), 3,192 passing yards, 25 TD, 11 INT, 96 carries, 314 rushing yards, 6 TD, 1 reception, 26 receiving yards
- **2025:** Has not played this season
- **2025 Stats:** No stats
- Transferred from Richmond (2023-24)
- 2024 Third Team All-Coastal Athletic Association
- 2 career 300-yard passing games
- Career-high 25 completions vs. Maine (2023)
- Career-high 37 pass attempts vs. Lehigh (2024)
- Career-high 365 passing yards vs. Maine (2023)
- Career-long 69-yard pass at Rhode Island (2023)
- Career-high 6 TD passes vs. Maine (2023)
- Career-high 93.8% completion percentage at Bryant (2024)
- Career-high 79 rushing yards vs. Delaware (2024)
- Career-high 2 rushing TD vs. William & Mary (2024)
- Career-long 59-yard rush vs. Delaware (2024)
- Career-high 375 total yards vs. Maine (2023)

#7 JACOB THOMAS

- **Career Games:** 49 (38 starts)
- **Career Stats:** 193 tackles, 13.0 TFL, 2.5 sacks, 1 FF, 5 INT, 16 PBU
- **2025:** Started all 13 games at SS
- **2025 Stats:** 65 tackles, 4.0 TFL, 2.0 sacks, 1 FF, 2 INT, 7 PBU
- Second Team All-Sun Belt DB
- Team Captain
- 5+ tackles in nine games
- 2024 Second Team All-Sun Belt
- 2024 VaSID Second Team All-State
- Career-high 9 tackles at Old Dominion (2024)
- Career-high 2.0 TFL at Georgia Southern (2024)
- Career-high 2 PBU in three games



#8 ISIAH ALSTON

- **Career Games: 53 (14 starts)**
- **Career Stats: 58 receptions, 1,164 receiving yards, 8 TD**
- **2025: Played in 11 games with 2 starts at WR**
- **2025 Stats: 7 receptions, 81 receiving yards, 2 TD**
- Transferred from Iowa State (2024)
- 3 career 100-yard receiving games
- Career-high 7 catches at Wake Forest (2022)
- Career-high 135 receiving yards vs. Delaware State (2023)
- Career-high 2 receiving TD vs. Wake Forest (2021)
- Career-long 70-yard catch vs. Delaware State (2023)

#8 AMAR THOMAS

- **Career Games: 36 (14 starts)**
- **Career Stats: 64 tackles, 7.5 TFL, 4.0 sacks, 2 PBU**
- **2025: Started all 13 games at DE**
- **2025 Stats: 39 tackles, 5.5 TFL, 2.5 sacks**
- Honorable Mention All-Sun Belt DL
- Career-high 9 tackles at Marshall (2025)
- Career-high 2.0 TFL vs. Troy (2025)
- Career-high 1.0 sack vs. Georgia State (2024) and Georgia Southern (2025)

#9 XAVIER HOLMES

- **Career Games: 38 (23 starts)**
- **Career Stats: 152 tackles, 27.5 TFL, 14.5 sacks, 3 FF, 5 FR, 2 INT, 4 PBU, 1 blocked punt**
- **2025: Played in all 13 games**
- **2025 Stats: 29 tackles, 7.5 TFL, 6.0 sacks, 1 FR, 1 INT, 4 PBU, 1 blocked punt**
- Transferred from Maine (2021-24)
- 2024 Second Team All-Coastal Athletic Association
- Career-high 13 tackles at Delaware (2024)
- Career-high 3.0 TFL vs. Rhode Island (2023)
- Career-high 2.5 sacks vs. Troy (2025)

#9 MATTHEW SLUKA

- **Career Games: 52 (40 starts)**
- **Career Stats: 441/765 (.576), 6,336 passing yards, 68 TD, 18 INT 678 carries, 4,075 rushing yards, 42 rush TD, 1 reception, 21 receiving yards**
- **Played in 8 games**
- **2025 Stats: 8/11 (.727), 100 passing yards, 3 TD, 2 INT, 42 carries, 239 rushing yards, 3 TD**
- Transferred from UNLV (2024)
- Holy Cross all-time leader in career pass efficiency (147.4), second in rushing yards (3,583) and rushing TD (38) and fifth in passing yards (5,916) and passing TD (59)
- Set NCAA Division I rushing record by a QB - 330 vs. Lafayette on Oct. 21, 2023
- 2022 and 2023 Walter Payton Award Finalist
- 2022 and 2023 FCS All-American
- 2023 Patriot League Player of the Year
- 2022 and 2023 First Team All-Patriot League and Second Team in 2021
- 2021 Jerry Rice Award Finalist
- 2021 Patriot League Rookie of the Year
- 2 career 300-yard passing games
- 16 career 100-yard rushing games
- Career-high 23 completions at Yale (2023)
- Career-high 35 pass attempts at Villanova (2021)
- Career-high 325 passing yards vs. Harvard (2023)
- Career-high .800 completion percentage in two games
- Career-high 4 passing TD in four games
- Career-long 74-yard pass vs. Harvard (2023)
- Career-high 28 carries vs. Lafayette (2023)
- Career-high 330 rushing yards vs. Lafayette (2023)
- Career-high 3 rushing TD vs. Lafayette (2023)
- Career-long 76-yard rush at UConn (2021)
- Career-high 6 total TD at Yale (2023)
- Career-high 465 total yards vs. Fordham (2022)

#10 JT KOUAME-YAO

- **Career Games: 24 (21 starts)**
- **Career Stats: 169 tackles, 18.5 TFL, 4.5 sacks, 1 FR, 3 INT, 3 PBU, 1 block**
- **2025: Played in 2 games**
- **2025 Stats: No stats**
- Transferred from Division II Shepherd (2022-24)
- 2024 First Team All-PSAC East
- Career-high 13 tackles at Shippensburg (2024)
- Career-high 4.0 TFL at Shippensburg (2024)
- Career-high 1.5 sacks at Seton Hill (2024)
- Career-high 2 interceptions at Bloomsburg (2024)

#10 BRAEDEN WISLOSKI

- **Career Games: 37 (1 start)**
- **Career Stats: 25 receptions, 381 receiving yards, 4 TD, 1 carry, 4 rushing yards, 8.4 yards per punt return (8 att.), 21.8 yards per kick return (24 att.), 1 kick return TD**
- **2025: Played in all 13 games with 1 start at WR**
- **2025 Stats: 20 receptions, 306 receiving yards, 4 TD, 1 carry, 4 rushing yards, 16.3 yards per kick return (6 att.)**
- Transferred from Maryland (2023-24)
- Career-high 7 catches vs. Louisiana (2025)
- Career-high 69 receiving yards vs. Louisiana (2025)
- Career-long 68-yard catch vs. Washington State (2025)
- Career-long 27-yard punt return vs. Villanova (2024)
- Career-long 98-yard kickoff return vs. Virginia (2023)

#11 NICK DEGENNARO

- **Career Games: 55 (38 starts)**
- **Career Stats: 188 receptions, 2,454 receiving yards, 20 TD**
- **2025 Stats: 23 catches, 410 receiving yards, 4 TD**
- Transferred from Richmond (2022-24)
- 6 Career 100-yard receiving games
- Two 100-yard, 2-touchdown games
- 2024 Third Team All-Coastal Athletic Association
- 2024 Second Team All-CAA
- Career-high 13 catches at Albany (2023)
- Career-high 162 receiving yards at Bryant (2024)
- Career-high 3 receiving TD vs. Maine (2023)
- Career-long 76-yard catch at Texas State (2025)

#11 TRASHON DYE

- **Career Games: 17**
- **Career Stats: 10 tackles, 2 carries, 12 rushing yards**
- **2025: Played in all 13 games**
- **2025 Stats: 8 tackles, 2 carries, 12 rushing yards**
- Career-high 3 tackles at Coastal Carolina (2025)
- Career-high two carries for 12 rushing yards at Texas State (2025)

#11 PATRICK REA

- **Career Games: 31**
- **Career Stats: 120 punts, 4,608 punt yards (38.4 avg.), 35 punts 120, 9 punts 50+ yards**
- **2025: Played in all 13 games**
- **2025 Stats: 43 punts (40.7 avg.), long of 61, 15 punts 120, 1 carry, 7 rushing yards**
- Transferred from Louisiana Tech (2022-24)
- Career-long 70-yard punt vs. Nicholls (2024)
- Career-high 47.7 yards per punt vs. Army (2024)
- Career-high 4 punts 1-20 vs. Kennesaw (2024)
- Career-high 2 50+ yard punts vs. Nicholls (2024) and vs. Washington State (2025)

#12 ZA'RON COLLINS

- **Nickname: "Smoke"**
- **Career Games: 24 (6 starts)**
- **Career Stats: 28 receptions, 462 receiving yards, 3 TD**
- **2025: Played in 12 games**
- **2025 Stats: 7 receptions, 73 receiving yards, 1 TD**
- Transferred from Division II Tusculum (2023-24)
- 1 Career 100-yard receiving game
- Career-high 4 catches at West Alabama (2024)
- Career-high 131 receiving yards at Lenoir-Rhyne (2024)
- Career-high 2 receiving TD at Erskine (2023)
- Career-long 57-yard catch at Lenoir-Rhyne (2024)
- Career-long 50-yard rush at West Alabama (2024)

#12 KYE HOLMES

- **Career Games: 47 (4 starts)**
- **Career Stats: 55 tackles, 0.5 TFL, 1 INT, 1 PBU**
- **2025: Played in 11 games**
- **2025 Stats: 7 tackles, 1 INT**
- Career-high 6 tackles in two games

#13 TYLER BROWN

- **Career Games: 26 (14 starts)**
- **Career Stats: 91 tackles, 6.5 TFL, 1.5 sack, 1 FR, 1 INT, 6 PBU**
- **2025: Started all 13 games at FS**
- **2025 Stats: 78 tackles, 5.0 TFL, 1.0 sack, 1 INT, 6 PBU**
- Honorable Mention All-Sun Belt DB
- 6+ tackles in 8 games
- Career-high 13 tackles at Marshall (2025)
- Career-high 2.0 TFL vs. Troy (2025)
- Career-high 2 PBU vs. Weber State (2025) and Troy (2025)

#13 LANDON ELLIS

- **Career Games: 38 (27 starts)**
- **Career Stats: 103 receptions, 1,343 receiving yards, 10 TD**
- **2025: Played in 12 games with 10 starts at WR**
- **2025 Stats: 33 receptions, 541 receiving yards, 5 TD**
- Transferred from Richmond (2023-24)
- Third Team All-Sun Belt WR
- 3+ catches in six games and 6 in two outings
- 3 Career 100-yard receiving games
- Career-high 12 catches vs. Lehigh (2024)
- Career-high 131 receiving yards at Delaware St. (2024)
- Career-high 3 receiving TD vs. Louisiana (2025)
- Career-long 62-yard catch vs. Louisiana (2025)

#14 ALONZA BARNETT III

- **Career Games: 29 (26 starts)**
- **Career Stats: 410/689 (.595), 5,160 passing yards, 47 TD, 13 INT, 259 carries, 1,030 rushing yards, 22 TD, 6,190 yards of total offense**
- **2025: Started all 13 games at QB**
- **2025 Stats: 193/322 (.599), 2,533 passing yards, 21 TD, 8 INT, 115 carries, 544 rushing yards, 14 TD**
- **Ranks 5th at JMU in Career Passing TD (47)**
- **Ranks 7th at JMU in Career Completions (410)**
- **Ranks 7th at JMU in Career Pass Attempts (689)**
- **Ranks 8th at JMU in Career Passing Yards (5,160)**
- **Ranks 9th at JMU in Career Total Offense (6,190)**
- HERO Sports Group of Five Third Team All-American
- Sun Belt Player of the Year
- Bill Dudley Award winner - top DI player in Virginia
- First Team All-Sun Belt QB
- Davey O'Brien National Quarterback Award Midseason Watch List
- Manning Award Watch List
- One-time Davey O'Brien Award Great 8
- Two-time Manning Award Stars of the Week
- Two-time Sun Belt Offensive Player of the Week
- 2024 VaSID Offensive Player of the Year
- 2024 Bill Dudley Award Finalist
- 2024 Honorable Mention All-Sun Belt
- 2024 TD Club of Richmond QB of the Year



- JMU-record 7 total TD at North Carolina (2024)
- 3 Career 300-yard passing games
- 3 Career six-touchdown games
- 1st SBC player with 5 pass TD/2 rush TD in same game
- Career-high 26 completions vs. Louisiana (2025)
- Career-high 47 pass attempts at ULM (2024)
- Career-high 388 passing yards at North Carolina (2024)
- Career-high 5 passing TD in two games
- Career-long 80-yard pass at Marshall (2025)
- Career-high 15 carries at ULM (2024)
- Career-high 99 rushing yards at North Carolina (2024)
- Career-high 4 rush TD vs. Old Dominion (2025)
- Career-long 50-yard rush at Old Dominion (2024)
- Career-high 487 total yards at North Carolina (2024)

#14 KJ FLOWE

- **Career Games: 24**
- **Career Stats: 21 tackles, 0.5 TFL, 1 INT (pick-six), 4 PBU**
- **2025: Played in 11 games**
- **2025 Stats: 3 tackles, 1 INT (pick-six), 1 PBU**
- Career-high 3 tackles at North Carolina (2024)
- Career-high 2 PBU vs. Coastal Carolina (2024)

#15 LACOTA DIPPRE

- **Career Games: 26 (14 starts)**
- **Career Stats: 15 receptions, 187 yards, 3 TD, 2 carries, 31 rushing yards (on 2 fake punts)**
- **2025: Played in all 13 games with 12 starts at TE**
- **2025 Stats: same as career**
- Transferred from Charlotte (2023-24)
- Honorable Mention All-Sun Belt TE
- Switched from DL to TE when transferring to JMU
- Career-high 3 receptions at Georgia State (2025)
- Career-high 43 receiving yards at Liberty (2025)
- Career-long 36-yard catch at Liberty (2025)
- Career-high 31 rushing yards at Georgia State (2025)
- Career-long 23-yard rush at Georgia State (2025)
- His brother CJ is a rookie with the New England Patriots

#15 BLAKE KENDALL

- **Career Games: 6**
- **Career Stats: 5 carries, 14 rushing yards**
- Allstate AFCA Good Works Team nominee
- Career-high 10 rushing yards at Coastal Carolina (2025)
- Career-long 5-yard rush at Coastal Carolina (2025)

#15 SAHIR WEST

- **Career Games: 15 (13 starts)**
- **Career Stats: 43 tackles, 14 TFL, 7 sacks, 1 FF, 4 PBU**
- **2025: Started all 13 games at DE**
- **2025 Stats: same as career**
- The Athletic First Team Freshman All-American
- Sun Belt Freshman of the Year
- Second Team All-Sun Belt DL
- A full sack in 4 games and full TFL in 7 outings
- Career-high 10 tackles vs. Troy (2025)
- Career-high 5.5 TFL vs. Troy (2025)
- Career-high 3.0 sacks vs. Troy (2025)
- Career-high 2 PBU at Marshall (2025)

#16 TJ MCGILL

- **Career Games: 29 (13 starts)**
- **Career Stats: 80 tackles, 2.5 TFL, 1 FF, 1 INT, 5 PBU**
- **Played in all 13 games**
- **2025 Stats: 11 tackles**
- Transferred from William & Mary (2023-24)
- 2024 FCS Freshman All-American
- Career-high 9 tackles at Stony Brook (2024)
- Career-high 1.0 TFL in two games

#17 MICHAEL SCOTT

- **Career Games: 12 (1 start)**
- **Career Stats: 8 receptions, 85 receiving yards, 1 TD, 1 carry, 1 rushing yard**
- **2025 Stats: same as career**
- Career-high four receptions vs. Weber State (2025)
- Career-high 38 receiving yards vs. Weber State (2025)
- Career-long 32-yard catch at Coastal Carolina (2025)

#18 LOGAN KYLE

- **Career Games: 56 (6 starts)**
- **Career Stats: 35 receptions, 379 receiving yards, 2 TD, 25 rushing yards**
- **2025: Played in all 13 games with 3 starts at TE**
- **2025 Stats: 12 receptions, 139 receiving yards, 1 TD**
- Career-high 3 catches in two games
- Career-high 37 receiving yards vs. Kentucky (2023)
- Career-long 30-yard catch vs. Ball State (2024)
- Career-long 13-yard rush vs. Hawaii (2023)

#21 CURTIS HARRIS-LOPEZ

- **Career Games: 47 (21 starts)**
- **Career Stats: 143 tackles, 15.5 TFL, 1.0 sack, 3 FF, 2 INT (1 pick-six), 10 PBU, 27.8 kickoff return avg. (17 att.), 2 kickoff return TD**
- **2025: Played in 12 games**
- **2025 Stats: 12 tackles, 1 PBU 28.9 yard per kickoff return (7 att.), 88-yard KR for a TD**
- Transferred from Holy Cross (2021-24)
- One-time Sun Belt Special Teams Player of the Week
- 2024 Second Team All-Patriot League
- Career-high 11 tackles vs. Harvard (2023)
- Career-high 3.5 TFL at Rhode Island (2024)
- Career-high 2 forced fumbles vs. Bucknell (2022)
- Career-high 3 PBU vs. Fordham (2024)
- Career-long 95-yard kickoff return at Bryant (2024)

#21 JACKSON MCCARTER

- **Career Games: 3**
- **Career Stats: 4 carries, 18 rushing yards**
- **2025 Stats: same as career**
- Career-long 13-yard rush vs. App State

#22 CHASE REGAN

- **Career Games: 26**
- **Career Stats: 14 tackles, 1 FR, 2 blocked punts**
- **2025: Played in all 13 games**
- **2025 Stats: 6 tackles, 2 blocked punts**
- Career-high 3 tackles vs. Weber State (2025)

#23 JORDAN FULLER

- **Career Games: 46 (13 starts)**
- **Career Stats: 464 carries, 2,507 rushing yards, 49 TD, 18 receptions, 125 receiving yards, 1 TD, 1/1 (1.000), 7 passing yards, 1 pass TD**
- **2025: Played in 9 games**
- **2025 Stats: 82 carries, 415 rushing yards, 5 TD, 1 reception, 4 yards**
- Transferred from Holy Cross (2021-24)
- Holy Cross all-time leader in rushing touchdowns (44) and total touchdowns (45) and second in career scoring (320)
- 13 career multi-touchdown games
- #97 on Bruce Feldman's 2025 Freaks List
- 2024 William V. Campbell Trophy Semifinalist
- 2023 FCS All-American
- 2023 College Sports Communicators Second Team Academic All-American
- 2023 First Team All-Patriot League and 2022 Second Team All-Patriot League
- 2022 HERO Sports Sophomore All-American
- Career-high 30 carries at Lehigh (2023)
- Career-high 228 rushing yards at Lehigh (2023)
- Career-high 4 rushing touchdowns in two games
- Career-long 70-yard rush at Bucknell (2023)
- Career-high 4 catches at Bucknell (2023)
- Career-high 27 receiving yards at Bryant (2024)
- Career-long 27-yard catch at Bryant (2024)
- 8 career 100-yard rushing games (1 at JMU)

#23 KEN WILLIS

- **Career Games: 36 (3 starts)**
- **Career Stats: 37 tackles, 1.0 TFL, 2 INT, 1 PBU**
- **2025: Played in all 13 games**
- **2025 Stats: 7 tackles, 1 PBU**
- Transferred from Cincinnati (2022-24)
- Career-high 9 tackles vs. Oklahoma (2023)

#26 JAYDEN STUDIO

- **Career Games: 14 (5 starts)**
- **Career Stats: 44 tackles, 3.5 TFL, 0.5 sack, 1 FF, 1 INT, 1 PBU**
- **Played in 4 games with 1 start at LB**
- **2025 Stats: 6 tackles, 1.5 TFL, 0.5 sack**
- Transferred from Kent State (2024)
- Career-high 6 tackles in two games

#28 JOBI MALARY

- **Career Games: 41 (5 starts)**
- **Career Stats: 271 carries, 1,773 rushing yards, 22 TD, 10 receptions, 65 receiving yards, 1 TD**
- **2025: Played in 7 games**
- **2025 Stats: 41 carries, 343 rushing yards, 4 TD**
- 6 career 100-yard rushing games
- Career-high 23 carries vs. Eastern Washington (2023)
- Career-high 241 rushing yards vs. Eastern Washington (2023)
- Career-high 6 rush TD vs. Eastern Washington (2023)
- Career-long 75-yard rush vs. Eastern Washington (2023)
- Career-high 3 catches vs. N. Colorado (2022)
- Career-high 25 receiving yards vs. N. Colorado (2022)
- Career-long 12-yard catch vs. N. Colorado (2022)

#29 TRE LEONARD

- **Career Games: 2**
- **Career Stats: No stats**

#30 JUSTIN EAGLIN

- **Career Games: 25 (14 starts)**
- **Career Stats: 45 tackles, 5 INT (1 pick-six), 8 PBU, 1 block**
- **2025: Played in all 13 games with 11 starts at CB**
- **2025 Stats: 33 tackles, 4 INT (1 pick-six), 8 PBU, 1 block**
- Second Team All-Sun Belt DB
- 37-yard pick-six vs. Washington State (2025)
- Career-high 4 tackles in 4 games
- Career-high 2 interceptions vs. Old Dominion (2025)
- Career-high 2 PBU vs. Weber State (2025)

#32 DJ BARKSDALE

- **Career Games: 38 (24 starts)**
- **Career Stats: 91 tackles, 8.0 TFL, 1.0 sack, 1 FF, 4 INT (1 pick-six), 15 PBU, 15 kickoff returns, 21.3 per return**
- **2025 Stats: 34 tackles, 3.0 TFL, 2 INT, 12 PBU**
- Third Team All-Sun Belt DB
- 2024 Boca Raton Bowl Defensive MVP
- 2023 VaSID Second Team All-State KR
- Career-high 7 tackles at North Carolina (2024)
- Career-high 2.0 TFL in two games
- Career-high 1.0 sack vs. Southern Miss (2024)
- Career-high 3 PBU vs. Troy (2025)
- Career-long 41-yard kick return at Utah State (2023)

#33 LOGAN KETCHAM

- **Career Games: 47**
- **2025: 13 games as primary long snapper**
- 2023 Bay Six All-Conference LB at Laney College

#33 ANDREW TADDEO

- **Career Games: 45 (17 starts)**
- **Career Stats: 91 tackles, 15.5 TFL, 8.0 sacks, 1 FF, 2 FR (1 touchdown), 2 PBU**
- **2025: Played in all 13 games with 1 start at DT**
- **2025 Stats: 20 tackles, 3.5 TFL, 2.0 sacks, 1 PBU**
- Transferred from Colgate (2021-24)
- 2024 First Team All-Patriot League
- Career-high 8 tackles at Fordham (2024)
- Career-high 3.0 TFL in two games
- Career-high 3.0 sacks at Fordham (2024)

#35 JOSHUA PRINCE

- **Career Games: 1**
- **Career Stats: 1 tackle**
- **2025 Stats: 1 tackle**



#38 STEPHEN HOLLANDER

- Career Games: 5
- Career Stats: 1 tackle
- 2025: Played in 2 games
- 2025 Stats: 1 tackle

#40 JACKSON SNYDER

- Career Games: 1
- Career Stats: No Stats

#43 MILES HALBERT

- Career Games: 1
- Career Stats: No stats

#44 DJ COTTON JR.

- Career Games: 19
- Career Stats: 2 tackles, 1.0 TFL, 1.0 sack
- Played in 9 games
- 2025 Stats: 1 tackle, 1.0 TFL, 1.0 sack
- Career-high 1.0 sack at Liberty (2025)

#45 LEE JOHNSON

- Career Games: 4
- Career Stats: 2 tackles
- Career-high 2 tackles vs. App State (2025)

#46 IMMANUEL EZEUGU

- Career Games: 14
- Career Stats: 16 tackles, 4.0 TFL, 1.0 sack, 1 FF, 1 PBU
- Played in all 13 games
- 2025 Stats: 15 tackles, 4.0 TFL, 1.0 sack, 1 FF, 1 PBU
- Career-high 6 tackles vs. Old Dominion (2025)
- Career-high 1.5 TFL vs. Old Dominion (2025)
- Career-high 1.0 sack vs. Georgia Southern (2025)

#47 KEVIN KABASELE

- Career Games: 1
- Career Stats: No stats

#47 JOSIAH KENNARD

- Career Games: 43
- 2025: 13 games as primary short snapper
- Transferred from East Texas A&M (2021-24)

#52 CARTER SWEAZIE

- Career Games: 33 (22 starts)
- 2025: Started all 13 games at left guard
- Third Team All-Sun Belt OL
- All career starts at left guard

#55 RILEY ROBELL

- Career Games: 18 (11 starts)
- 2025: Played in 12 games with 10 starts at RG
- Second Team All-Sun Belt OL
- First career start vs. Coastal Carolina (LG, 2024)

#56 JAKOBE CAMPBELL

- Career Games: 13
- 2025: Played in 12 games

#56 DREW SPINOGATTI

- Career Games: 35 (16 starts)
- Career Stats: 130 tackles, 14 TFL, 1.0 sack, 1 FF, 2 FR (1 TD), 4 PBU
- 2025: Played in all 13 games with 4 starts at LB
- 2025 Stats: 49 tackles, 7.5 TFL, 1.0 sack, 2 FR (1 TD), 3 PBU
- One-time Sun Belt Defensive Player of the Week
- Transferred from Holy Cross (2023-24)
- Career-high 16 tackles vs. Washington State (2025)
- Career-high 3.0 TFL at Coastal Carolina (2025)
- Career-high 2 PBU vs. Washington State (2025)

#58 GRIFFIN HART

- Career Games: 13
- 2025: Played in 9 games

#60 ZACH GREENBERG

- Career Games: 44 (41 starts)
- 2025: Started all 13 games at center
- Second Team All-Sun Belt OL
- Transferred from North Carolina (2024)
- 2023 Second Team All-Region 2
- 2021 and 2023 First Team All-Centennial Conference at Division III Muhlenberg

#66 JD RAYNER

- Career Games: 1
- 2025: Played in 1 game

#68 TRENT WILSON

- Career Games: 13
- 2025: Played in 13 games with 1 start at RG
- First career start vs. Louisiana

#71 DEACON RAWLS

- Career Games: 13
- 2025: Played in 13 games

#72 JOSH TONER

- Career Games: 45 (14 starts)
- 2025: Played in 10 games with 3 starts (2 at RG, 1 at LT)
- Has started at every position except center

#73 EVAN BUSHONG

- Career Games: 12
- 2025: Played in 12 games

#76 PAT MCMURTRIE

- Career Games: 55 (55 starts)
- 2025: Started all 13 games at right tackle
- HERO Sports Group of Five First Team All-American
- First Team All-Sun Belt OL
- Has not allowed a single sack at JMU in two years
- Outland Trophy Watch List
- 2024 First Team All-Sun Belt
- 2024 VaSID First Team All-State
- 2024 First Team All-ECAC
- 2021 and 2023 Second Team All-Patriot League

#77 CAM MCNAIR

- Career Games: 36 (13 starts)
- 2025: Played in two games
- Transferred from Holy Cross (2021-24)
- 2024 First Team All-Patriot League

#78 JAMES POGORELC

- Career Games: 35 (2 starts)
- 2025: Played in 10 games
- Transferred from Duke (2024)

#79 JOSEPH SIMMONS

- Career Games: 28 (13 starts)
- 2025: Started 12 games at left tackle
- Honorable Mention All-Sun Belt OL

#83 CHASE MILLER

- Career Games: 13 (8 starts)
- Career Stats: 15 receptions, 225 receiving yards, 3 TD
- 2025 Stats: No stats
- Transferred from Stonehill (2024)
- Career-high 4 catches vs. Central Connecticut (2024)
- Career-high 70 receiving yards vs. Central Conn. (2024)
- Career-long 66-yard catch at LIU (2024)

#85 RYDER POST

- Career Games: 3
- 2025: Played in 3 games

#88 KELLS BUSH

- Career Games: 21
- Career Stats: 18 tackles
- 2025: Played in 7 games
- 2025 Stats: 6 tackles
- Transferred from Louisiana Tech (2023-24)
- Career-high 3 tackles vs. Weber State (2025)

#88 DYLAN WILLIAMS

- Career Games: 15 (2 starts)
- Career Stats: 7 receptions, 62 receiving yards, 2 TD
- Played in 3 games
- 2025 Stats: No stats
- Career-high 2 catches vs. Ball State (2024)
- Career-high 16 receiving yards at Old Dominion (2024)
- Career-long 16-yard catch at Old Dominion (2024)

#89 JOSH PHIFER

- Career Games: 27 (3 starts)
- Career Stats: 5 receptions, 79 receiving yards, 2 TD, 1 2-point conversion catch
- 2025: Played in 11 games
- 2025 Stats: 3 receptions, 38 receiving yards, 1 TD
- Career-long 37-yard catch at App State (2024)

#90 TERRY LOCKETT JR.

- Career Games: 50 (22 starts)
- Career Stats: 78 tackles, 6.5 TFL, 2.5 sacks, 3 FR, 4 PBU
- 2025: Played in all 13 game with 12 starts at DT
- 2025 Stats: 24 tackles, 1.0 TFL, 1 PBU
- Career-high 5 tackles vs. Boston College (2023)
- Career-high 1.0 TFL in five games
- Career-high 1.0 sack in two games
- Career-high 2 fumble recoveries at Purdue (2023)

#93 MYCHAL MCMULLIN

- Career Games: 29
- Career Stats: 43 tackles, 4.0 TFL, 2.5 sacks
- 2025: Played in all 13 games
- 2025 Stats: 30 tackles, 2.5 TFL, 1.0 sack
- Career-high 5 tackles vs. Weber State (2025)
- Career-high 1.5 TFL vs. Southern Miss (2024)
- Career-high 1.5 sacks vs. Southern Miss (2024)

#95 CRISTIANO ROSA

- Career Games: 24
- Career Stats: 2/4 FG, 3/4 PAT, 9 points, 63.7 yards per kickoff (154 att.) with 112 touchbacks
- 2025: 63.5 yards per kickoff (85 att.) with 60 touchbacks
- Career-long 40-yard FG vs. Southern Miss (2024)
- Career-high 3 PAT vs. Southern Miss (2024)
- Career-high 6 points vs. Southern Miss (2024)

#97 AIDEN GOBAIRA

- Career Games: 13 (1 start)
- Career Stats: 38 tackles, 7.5 TFL, 4.0 sacks
- 2025: Played in all 13 games with 1 start at DT
- 2025 Stats: same as career
- Third Team All-Sun Belt OL
- Has a full TFL in six games this season
- Transferred from Notre Dame (2022-23)
- Did not participate at ND in 2024 after being medically DQ'd
- Career-high 8 tackles at Marshall (2025)
- Career-high 2.0 TFL at Liberty (2025)
- Career-high 2.0 sacks at Liberty (2025)

#98 TURNER SCHMIDT

- Career Games: 17
- Career Stats: 17 tackles, 5.5 TFL, 4.5 sacks, 1 FR
- 2025: Played in 5 games
- 2025 Stats: 1 tackle
- Transferred from Robert Morris (2024)
- Career-high 4 tackles in two games
- Career-high 2.5 TFL at Wagner (2024)
- Career-high 2.0 sacks at Wagner (2024)



RUNNING THE TABLE IN THE SBC

- JMU's 59-10 victory at Coastal Carolina in the regular-season finale capped off an 8-0 Sun Belt season for the Dukes, as they became just the third team to go unbeaten in conference in the league's championship game era.
- It's the first time since 2021 that a team finished 8-0 in SBC play, as Louisiana went undefeated that season, while Coastal Carolina achieved the feat in 2020.
- JMU is also the seventh Sun Belt team to ever finish conference play with an 8-0 mark.
- This is the first time since 2019 that JMU finished undefeated in league games and the sixth time overall in the program's history.

THIRD TIME ATOP THE SBC EAST

- JMU captured its first Sun Belt Conference East Division championship with an unblemished 8-0 league record, punching its ticket to the Sun Belt Football Championship.
- Prior to 2025, JMU finished atop the Sun Belt East Division during both the 2022 (6-2) and 2023 (7-1) seasons, though were not able to be crowned division champions due to FCS to FBS reclassification rules.
- Had JMU been eligible, it would have gone to Troy for the 2022 championship and hosted the Trojans in 2023.
- Now eligible, it was third time's the charm for JMU and Troy to meet up for the SBC crown.

DUKES AGAINST THE SUN BELT

- Following the Sun Belt Football Championship, JMU is 26-7 all-time against Sun Belt foes, which includes a 14-3 record at home and 12-4 away.
- On Oct. 11, Louisiana was JMU's 13th and final Sun Belt team for JMU to play since joining the league in 2022.
- With its Nov. 29 win at Coastal, JMU ran the table in SBC play for the first time as a member.
- Against the East, JMU is 18-6, which includes a 4-0 mark versus Coastal, Old Dominion and Georgia State.
- It's also split the four outings with App State Marshall and Georgia Southern.
- JMU holds an 8-1 record against Sun Belt West Division squads, as ULM is the only team to best JMU, taking a 21-19 win in Monroe last season.
- The Dukes have beaten all other west teams in Arkansas State (42-20), Louisiana (24-14), South Alabama (31-23), Southern Miss (32-15), Texas State (40-13 & 52-20) and Troy (16-14 & 31-14).
- Texas State became JMU's first west division team to play for the second time when it took the trip to San Marcos on Oct. 28.
- Troy was the second team in the west to play for a second time by virtue of the SBC title game.

HORNUNG AWARD RUNNER-UP

- Wayne Knight proved to be one of the most elusive, versatile backs in college football, as he was selected as a finalist for the Paul Hornung Award.
- Knight was the first JMU player ever to be a finalist for the award, which is given out annually to college football's most versatile player.
- In the award's closest vote ever, KC Concepcion of Texas A&M won the honor, as Knight was runner-up in the vote.
- Other finalists included
- He's joined by Louisville's Caullin Lacy, Notre Dame's Jadarian Price, Texas Tech's J'Koby Williams and Washington's Jonah Coleman.

THE SIX OG'S

- Of JMU's seniors who are in their final collegiate season, only six will leave JMU having played for the Dukes for their entire careers.
- They include fifth-year seniors Brett Davis (OL), Brandon Figue (LB), Kye Holmes (S) and Josh Toner (OL) and true seniors Trent Hendrick (LB) and Jacob Thomas (S).
- Both Hendrick and Thomas were part of JMU's initial FBS signing class, beginning their careers in 2022, and have combined for 69 starts between the two of them.
- Both are also captains for their senior seasons.

CAREER WATCH FOR AB3

- Alonza Barnett III has emerged in career top 10's at JMU in his second season as the starter.
- This week, he's within reach of becoming the fifth quarterback at JMU to reach 50 touchdown passes while moving up as high as tie for third in passing touchdowns, sixth in both completions and pass attempts and seventh in pass yards.

5th	Passing Touchdowns	47
7th	Completions	410
7th	Pass Attempts	689
8th	Passing Yards	5,160
9th	Total Offense	6,190

SEASON RECORDS WATCH

- Wayne Knight is approaching a JMU single-season record this weekend, as he currently sits 114 all-purpose yards shy of the JMU record.
- Knight currently ranks third with 1,911 all-purpose yards, which is 81 shy of Khalid Abdullah (1992 in 2016) for second place.
- Leading the way is Curtis Keaton, who tallied 2,024 all-purpose yards in 1999.
- Knight is also at 1,263 rushing yards, which is the seventh most in JMU single-season history.
- He's only 11 yards away from sixth, 22 from fifth and 42 from fourth on the JMU season list.
- Alonza Barnett is at 14 rushing touchdowns this season and is one shy of becoming the fifth JMU player ever to rush for 15 scores in a season. He's also two away from tying Rodney Landers for the QB rushing TD mark, of 16, which he set back in 2007.

JMU'S SUCCESS AT HOME

- Since 2016, visitors have not seen much success against the Dukes inside Bridgeforth Stadium.
- Over the last decade, JMU has turned in a 65-5 record (.929) at home, which has included five unbeaten regular seasons in Harrisonburg.
- That also includes winning all 31 non-conference home games, 11 of which occurred in the FCS playoffs between 2016 and 2021.
- Since joining the FBS, JMU is 22-3 (.880) at home, as Marshall (2022, 2024) and App State (2023) are the only squads to walk out with a win against JMU on its home field.
- JMU has produced a pair of 19-game home win streaks this decade (2016-18 and 2018-21).
- During its FCS powerhouse days, JMU went 9-0 at home twice, holding homefield advantage to the FCS title game in both 2017 and 2019.
- Since the 2016 national title campaign, JMU has never finished worse than 5-1 at home.
- The last non-conference opponent to defeat JMU in Harrisonburg was Colgate on Dec. 5, 2015, in the second round of the FCS Playoffs.

JMU NATION GOES 6-FOR-6

- James Madison sold out the regular season, going six-for-six at Bridgeforth Stadium for the first time since the venue's expansion in 2011.
- It was the 16th sellout over the past 18 home games, having sold out five of six during the 2023 and 2024 campaigns.
- JMU hosted a season-high 25,298 fans in its 48-point win over App State.
- The Dukes have also hosted 25,232 for Homecoming versus ODU, while bringing in 25,156 in the finale with Wazzu, 25,128 against Louisiana, 25,029 for Family Weekend with Georgia Southern and 24,965 in the opener against Weber State.
- The season opener was also a season-best attendance for JMU since moving up to the FBS.
- JMU is averaging 25,135 spectators per game, which is up slightly from its 2024 average.

BRIDGEFORTH TOP ATTENDANCES

- In 2023, JMU set a single-season attendance record with 152,234 fans watching the Dukes at Bridgeforth Stadium.
- That was an average of 25,372 spectators per game, which is 102% of the stadium's capacity.
- The 2024 season brought in 150,427 fans for an average of 25,071.
- Below are JMU's top-10 home attendances.

Attendance	Game	Date
26,239	JMU 30, Old Dominion 27	10/28/23
26,159	Marshall 26, JMU 12	10/22/22
26,069	Richmond 59, JMU 49	10/24/15
26,064	JMU 31, South Alabama 23	9/30/23
25,993	JMU 30, Villanova 8	10/14/17
25,838	App State 26, JMU 23 (OT)	11/18/23
25,786	JMU 63, Ball State 7	9/28/24
25,742	JMU 31, Richmond 7	10/1/11
25,709	JMU 38, Georgia State 7	11/9/24
25,622	JMU 39, Coastal Carolina 7	10/5/24

KINGS OF THE COMMONWEALTH

- JMU earned a pair of in-state wins this season, beating both Liberty on Sept. 20 and Old Dominion on Oct. 18.
- With the victories, JMU has now won 21 straight against Commonwealth foes.
- The triumph at Liberty also marked the 100th all-time victory versus a state opponent since the start of the program in 1972.
- JMU is now 101-61 (.623) against Virginia squads.
- Since joining the Sun Belt, JMU has won all four matchups with Old Dominion and is now 7-0 over Virginia teams since moving up to FBS, adding in a 2023 win at Virginia and a 2022 home victory versus Norfolk State.
- William & Mary was the last state team to beat JMU in a 44-41 decision on Oct. 31, 2015, in Williamsburg.

SCARY DEFENSE IN OCTOBER

- James Madison's defense was unstoppable in the second half during the month of October, holding all four opponents without a single point over the final 30 minutes each game.
- JMU outscored its Sun Belt opponents 90-0 in the second half, rallying in two, while earning 30+ point wins in the other two.
- JMU out-gained its October foes in the second half by an 862-228 margin, averaging 57 yards of total defense in those latter halves.
- Those teams also combined for just 46 second-half rushing yards (11.5 per game).



MCMURTRIE'S 50TH START

- At Texas State, Pat McMurtrie played and started in his 50th career game at right tackle.
- He celebrated postgame by leading the post-win fight song in the locker room.
- An Outland Trophy Watch List and 2024 First Team All-Sun Belt honoree, McMurtrie has started all 26 games since joining JMU prior to the 2024 season and 55 total for his career.
- While at Holy Cross with Bob Chesney, he started all 29 games between the 2020 and 2023 seasons, which included a 2023 campaign that saw him earn Second Team All-Patriot League.

FIRST SEVEN TEAMS HELD UNDER 300

- JMU became the final FBS team to allow 300 yards in a game this year, as Texas State managed 352.
- The Dukes created history though, as it is the only Sun Belt team in conference history to hold opponent under 300 yards in seven consecutive games.
- JMU was also the first Sun Belt squad to ever do so in six straight games.
- Now at 7-1, JMU was additionally the league's first bowl eligible team and the first SBC team to start 5-1 or better in four straight seasons.

FLIPPING THE SCRIPT ON ODU

- JMU's offense scored 42 unanswered in the ODU win to earn its largest win in the series.
- JMU gained a season-best 624 yards, tying the record for most yards ever allowed by ODU.
- The 63 points were also JMU's most ever against a Sun Belt opponent and tied for second most versus an FBS opponent.
- The Dukes scored TDs on nine of 13 drives, as it accrued more than 300 passing and 300 rushing for the first time ever against an FBS foe.
- ODU, on the other hand, scored offensive touchdowns on three of their first four drives, but late in the first half, a three-and-out forced by JMU's defense began a string of eight straight scoreless drives.
- Counting the final drive of the first half, JMU's defense gave up just eight total yards while producing five three-and-outs, a four-and-out and two interceptions the rest of the way.

JMU IN LEAGUE OPENERS

- On Sept. 27, JMU played in its 33rd conference opener since it joined a league back in 1993.
- With the win over Georgia Southern, JMU is now 24-9 in league openers.
- This comes after a setback in the conference opener last year at ULM, which snapped a nine-game conference-opening win streak that spanned the 2015 and 2023 seasons between the Colonial Athletic Association and the Sun Belt Conference.
- Before 2025, JMU opened conference play on the road in five of the last six seasons, as Saturday's matchup is JMU's first home conference opener since 2021, which was its final year before making the FBS jump.
- Since joining the Sun Belt, JMU is 3-1 in league openers, adding in wins at App State (32-28) and Troy (16-14) and a loss at ULM (19-21). In its first SBC game in 2022, JMU trailed 28-3 before storming back for the win.
- JMU conference openers by league: 3-1 in Sun Belt (1-0 home, 2-1 road); 21-8 in CAA (11-3 home, 10-5 road).

MOVING TO 3-0 AGAINST CUSA

- With its Sept. 20 win at Liberty, JMU is now 3-0 all-time against the Conference USA.
- JMU first matched up with the conference in its first game as a member of the FBS when it hosted and rolled to a 44-7 victory at home against Middle Tennessee on Sept. 23, 2022.
- Last year, JMU capped off the 2024 campaign with a 27-17 win against WKU in the Boca Raton Bowl on Dec. 18, 2024.
- JMU has outscored CUSA opponents by a wide margin, at 102 to 37.

10 SCHEDULED GAMES FOR JMU-LU

- Earlier in September, JMU and LU announced the formation of the Battle of the Blue Ridge.
- The teams had previously signed contracts for six games, but the start of the football rivalry also came with the addition of four more game dates, reaching as far as 2040.
- The game on Sept. 15, 2040, in Lynchburg is the furthest signed contract for any game in all of college football.
- Liberty makes a trip to JMU next September before the rivalry takes a five-year hiatus.
- Beginning in 2031, the teams begin a stretch of eight games over a 10-season span, with consecutive matchups from 2031 to 2034 and 2037 through 2040.

JMU STRONG AFTER OPEN WEEKS

- Since the 2014 season, JMU has turned in solid results coming off an open week, posting a 12-1 record after not having played the week prior.
- Over its last four games coming off a bye, JMU has won each by at least three scores.
- In addition to the 31-13 victory at Liberty last on Sept. 20, JMU handled North Carolina (70-50) and Georgia State (38-7) in 2024 and Georgia Southern (41-13) in 2023.
- In JMU's first FBS season, an early open weekend gave way to its thrilling 32-28 comeback win at App State in 2022, which was JMU's first Sun Belt game ever.
- While a member of the FCS and Colonial Athletic Association, JMU was a perfect 7-0 following a bye week between 2014 and 2021 (excluding the 2020 spring CoVID season).
- That stretch included an 84-7 Homecoming win against Rhode Island in 2016, which to date is JMU's largest scoring game and largest margin of victory in the history of the program.

SIX STRAIGHT WINS IN OPENERS

- With its 45-10 win over Weber State, JMU has now won six straight season openers.
- The Dukes have won the six by an average margin of 46.2 to 6.2, as no team has scored more than 10 points during the span.
- Dating back to the 1972 inaugural season, JMU is now 31-22-1 in season openers.
- The win also moved JMU to 43-11 in home openers, having won 23 in a row since 2003.
- JMU has produced north of 40 points in 17 of those 23 home-opening triumphs.

WEEKLY AWARDS

SUN BELT OFFENSIVE PLAYER OF THE WEEK

Alonza Barnett III	Week 8 (Oct. 20)
Alonza Barnett III	Week 10 (Nov. 3)

SUN BELT DEFENSIVE PLAYER OF THE WEEK

Trent Hendrick	Week 5 (Sept. 29)
Drew Spinogatti	Week 13 (Nov. 24)

SUN BELT SPECIAL TEAMS PLAYER OF THE WEEK

Curtis Harris-Lopez	Week 5 (Sept. 29)
---------------------	-------------------

ASSOCIATED PRESS NATIONAL PLAYER OF THE WEEK

Wayne Knight	Championship Week (Dec. 8)
--------------	----------------------------

MANNING AWARD NATIONAL QB OF THE WEEK

Alonza Barnett III	Week 10 (Nov. 5)
--------------------	------------------

MANNING AWARD STARS OF THE WEEK

Alonza Barnett III	Week 8 (Oct. 20)
Alonza Barnett III	Week 10 (Nov. 3)

DAVEY O'BRIEN AWARD GREAT 8

Alonza Barnett III	Week 8 (Oct. 20)
--------------------	------------------

PAUL HORNING AWARD HONOR ROLL

Wayne Knight	Week 5 (Sept. 30)
Wayne Knight	Week 6 (Oct. 7)

2025 POSTSEASON HONORS

ALL-AMERICAN - AP, USA TODAY, SI, ON3

Wayne Knight - 2nd Team AP

THE ATHLETIC FRESHMAN All-AMERICAN

Sahir West - 1st Team EDGE

HERO SPORTS GROUP OF FIVE All-AMERICAN

Trent Hendrick - 1st Team LB
Wayne Knight - 1st Team AP
Pat McMurtrie - 1st Team OL
Alonza Barnett III - 3rd Team QB

SUN BELT MAJOR WINNERS

Alonza Barnett III - Player of the Year
Trent Hendrick - Defensive Player of the Year
Sahir West - Freshman of the Year
Bob Chesney - Coach of the Year

FIRST TEAM ALL-SUN BELT

Alonza Barnett III (QB), Wayne Knight (RB, AP), Pat McMurtrie (OL), Trent Hendrick (LB)

SECOND TEAM ALL-SUN BELT

Zach Greenberg (OL), Riley Robell (OL), Immanuel Bush (DL), Sahir West (DL), Justin Eaglin (DB), Jacob Thomas (DB)

THIRD TEAM ALL-SUN BELT

Carter Sweazie (OL), Landon Ellis (WR), Aiden Gobaira (DL), DJ Barksdale (DB), Elijah Culp (DB)

HONORABLE MENTION ALL-SUN BELT

Joseph Simmons (OL), Lacota Dippre (TE), Amar Thomas (DL), Tyler Brown (DB)

2025 WATCH LISTS

WAYNE KNIGHT

Paul Hornung Award - FINALIST

ALONZA BARNETT III

Manning Award - Midseason
Davey O'Brien National QB Award - Midseason
Maxwell Award - Preseason
Johnny Unitas Golden Arm Award - Preseason

PAT MCMURTRIE

Outland Trophy - Preseason

IMMANUEL BUSH

Bronko Nagurski Trophy - Preseason
Outland Trophy - Preseason

JACOB THOMAS

Chuck Bednarik Award - Preseason
Paycom Jim Thorpe Award - Preseason

BLAKE KENDALL

AFC A Good Works Team
Wuerffel Trophy

JORDAN FULLER

Bruce Feldman's Freaks List (#97)

AYO ADEYI

Earl Campbell Tyler Rose Award - Preseason



2024 FBS STATISTICAL CHAMPIONS

- Playing in its first season as a full-fledged FBS member in 2024, JMU captured a pair of statistical title from the NCAA members.
- JMU finished atop the Football Bowl Subdivision in both turnover margin and fewest interceptions thrown.
- The Dukes finished 2024 with a +1.54 turnover margin, producing 20 more takeaways than turnovers. JMU ranked third nationally with 29 takeaways, intercepting 17 passes (7th in FBS) and recovering 12 fumbles (6th in FBS).
- The Dukes were also third in the subdivision with just nine turnovers, two off the nation's leader, Vanderbilt.
- Offensively, JMU finished in a four-way tie for fewest interceptions thrown, with just four.
- The Dukes were matched by Marshall, Army West Point and Vanderbilt.
- However, JMU finished alone in first in fewest interceptions per pass attempts, at one in every 95.5 passes, as opposed to Marshall's one per 83.25 tries.

BEST RECORD IN A TRANSITION

- JMU completed its reclassification from FCS to FBS with the best record in history.
- Over two seasons, JMU put together a 19-5 overall record while playing full FBS schedules.
- That also included finishing atop the Sun Belt Conference East Division in each of those seasons, going a combined 13-3 in conference bouts.
- In 2023, JMU went 11-1 during the regular season and 7-1 in Sun Belt play, finishing with an 11-2 mark after facing Air Force in the Lockheed Martin Armed Forces Bowl.
- It was JMU's first Bowl Season berth, and despite going through reclassification and due to a lack of bowl-eligible teams, both JMU and Jacksonville State, both in year two of FCS to FBS, earned bids.
- Prior to last season, no team had ever won more than its first five games during a transition up to the FBS level, though JMU was one of those teams in 2022.
- The Dukes won 10 games over FBS opponents in 2023, which is a record for any year-two transitioning team.
- Georgia Southern previously beat eight FBS foes during the 2014 season.
- In 2022, JMU started 5-0 and became the inaugural first-year transition team to earn an AP Top 25 ranking.
- The Dukes were ranked in the AP Top 25 for seven straight polls entering the 2023 postseason and in the US LBM Coaches Poll for six of seven.

THE JMU MEDIA ALL-NAME TEAM

- As voted on by eight of JMU football's media members, here is the 2025 All-Name Team for this year's roster.
- Lacota Dippre led the way by a wide margin, as he garnered half of the first-place votes.

First Team
Lacota Dippre
Ibraheem "Moosh" Ramadan
Ayo Adeyi
Chantz Harley
Arrion Concepcion
Zicri Forest

Second Team
Za'Ron "Smoke" Collins
KJ Flowe
Jobi Malary
Gannon Weathersby
Carter Sweazie
JT Kouame-Yao

DRIVE RESULT FOLLOWING TURNOVERS

JMU TAKEAWAYS

JMU vs. Weber State (3)
Interception - 3rd Quarter - Interception (2 plays, 18 yards)
Interception - 4th Quarter - Punt (3 plays, 8 yards)
Interception - 4th Quarter - Touchdown (1 play, 5 yards)

JMU at Louisville (1)
Fumble - 2nd Quarter - Downs (8 plays, 29 yards)

JMU vs. Louisiana (1)
Interception - 4th Quarter - End Game/Kneels (3 plays -6 yards)

JMU vs. ODU (3)
Interception - 3rd Quarter - Touchdown (8 plays, 57 yards)
Fumble - 3rd Quarter - Touchdown (5 plays, 26 yards)
Interception - 4th Quarter - Touchdown (5 plays, 45 yards)

JMU at Texas State (3)
Interception - 1st Quarter - Punt (3 plays, 0 yards)
Interception - 3rd Quarter - Touchdown (6 plays, 25 yards)
Interception - 3rd Quarter - Touchdown (6 plays, 35 yards)

JMU vs. App State (1)
Interception - 1st Quarter - Touchdown (4 plays, 46 yards)

JMU vs. Washington State (1)
Interception - 2nd Quarter - Pick-Six (no plays)

JMU at Coastal Carolina (1)
Interception - 4th Quarter - Pick-Six (no plays)

JMU vs. Troy (1)
Fumble - 4th Quarter - Touchdown on recovery (no plays)

OPPONENT TAKEAWAYS

Weber State at JMU (2)
Fumble - 2nd Quarter - Touchdown (2 plays, 21 yards)
Interception - 3rd Quarter - Punt (3 plays, -3 yards)

Louisville vs. JMU (2)
Fumble - 4th Quarter - Touchdown on recovery (no plays)
Interception - 4th Quarter - Punt (3 plays, 3 yards)

Liberty vs. JMU (1)
Interception - 1st Quarter - Punt (6 plays, 15 yards)

Louisiana at JMU (3)
Fumble - 1st Quarter - Punt (3 plays, 7 yards)
Fumble - 2nd Quarter - Missed Field Goal (4 plays, 0 yards)
Interception - 3rd Quarter - Punt (3 plays, -2 yards)

ODU at JMU (1)
Fumble - 1st Quarter - Touchdown on recovery (no plays)

Texas State vs. JMU (1)
Interception - 1st Quarter - Touchdown (4 plays, 24 yards)

Marshall vs. JMU (1)
Interception - 4th Quarter - Field Goal (7 plays, 38 yards)

App State at JMU (1)
Interception - 1st Quarter - Interception (4 plays, 22 yards)

Washington State at JMU (1)
Interception - 1st Quarter - Field Goal (10 plays, 20 yards)

Coastal Carolina vs. JMU (1)
Interception - 2nd Quarter - Punt (3 plays, -5 yards)

Troy at JMU (2)
Interception - 3rd Quarter - Missed FG (4 plays, 0 yards)
Fumble - 3rd Quarter - Punt (3 plays, 5 yards)



LONGEST DRIVES OF THE 2025 SEASON		RECORDS WHEN IN '25...	
JAMES MADISON	OPPONENT	JMU scores first...	8-1
BY PLAYS	BY PLAYS	Opponent scores first...	4-0
18 (DOWNS) - 1st/2nd Quarter at Georgia State - 10/4	14 (TD) - 3rd Quarter at Marshall - 11/8	JMU leads after 1st...	7-1
16 (DOWNS) - 1st Quarter vs. Louisiana - 10/11	13 (FG) - 2nd Quarter at Louisville - 9/5	JMU trails after 1st...	2-0
14 (FG) - 3rd Quarter vs. App State - 11/15	13 (FG) - 3rd Quarter at Liberty - 9/20	JMU tied after 1st...	3-0
14 (DOWNS) - 3rd Quarter vs. Washington State - 11/22	13 (FG) - 3rd/4th Quarters vs. Washington State - 11/22	JMU leads at half...	8-1
13 (FG) - 1st/2nd Quarter vs. App State - 11/15	12 (DOWNS) - 4th Quarter at Marshall - 11/8	JMU trails at half...	3-0
		JMU tied at half...	1-0
BY YARDS	BY YARDS	JMU leads after 3rd...	9-0
86 (TD) - 4th Quarter vs. Washington State - 11/22	98 - 1st Quarter vs. Old Dominion - 10/18	JMU trails after 3rd...	0-0
85 (TD) - 3rd Quarter at Georgia State - 10/4	81 (TD) - 4th Quarter at Louisville - 9/5	JMU tied after 3rd...	3-1
83 (TD) - 4th Quarter vs. Troy - 12/5	80 (TD) - 2nd Quarter vs. Louisiana - 10/11	JMU leads in rushing...	11-1
82 (TD) - 1st Quarter at Marshall - 11/8	75 (TD) - 3rd Quarter at Louisville - 9/5	Opponent leads in rushing...	1-0
81 (TD) - 3rd Quarter at Liberty - 9/20	75 (TD) - 3rd Quarter vs. Georgia Southern - 9/27	JMU leads in passing...	8-0
	75 (TD) - 2nd Quarter vs. Louisiana - 10/11	Opponent leads in passing...	4-1
	75 (TD) - 2nd Quarter at Texas State - 10/28	JMU leads in total yards...	11-0
	75 (TD) - 3rd Quarter at Marshall - 11/8	Opponent leads in total yards...	1-1
	75 (TD) - 1st/2nd Quarter vs. Troy - 12/5	JMU commits fewer penalties...	3-0
	75 (TD) - 2nd Quarter vs. Troy - 12/5	Opponent commits fewer penalties...	8-1
BY TIME	BY TIME	Teams tied in penalties...	1-0
10:32 (DOWNS) - 1st/2nd Quarter at Georgia State - 10/4	7:44 (FG) - 3rd/4th Quarters vs. Washington State - 11/22	JMU over 50% on 3rd...	6-0
8:17 (DOWNS) - 3rd Quarter vs. Washington State - 11/22	6:54 (FG) - 3rd Quarter at Liberty - 9/20	JMU less than 50% on 3rd...	6-1
8:06 (DOWNS) - 1st Quarter vs. Louisiana - 10/11	6:43 (TD) - 3rd Quarter at Marshall - 11/8	JMU at 50% on 3rd...	0-0
7:46 (FG) - 3rd Quarter vs. App State - 11/15	5:58 (FG) - 2nd Quarter at Louisville - 9/5	Opponent over 50% on 3rd...	1-0
7:26 (PUNT) - 4th Quarter vs. Georgia Southern - 9/27	5:52 (PUNT) - 2nd Quarter at Georgia State - 10/4	Opponent less than 50% on 3rd...	11-1
		Opponent at 50% on 3rd...	0-0
		JMU scores less than 10 points...	0-0
		JMU scores 10-19 points...	1-1
		JMU scores 20-29 points...	2-0
		JMU scores 30-39 points...	4-0
		JMU scores 40-49 points...	1-0
		JMU scores 50+ points...	4-0
		JMU allows less than 10 points...	1-0
		JMU allows 10-19 points...	7-0
		JMU allows 20-29 points...	4-1
		JMU allows 31-39 points...	0-0
		JMU allows 40-49 points...	0-0
		JMU allows 50+ points...	0-0

JMU STARTING LINEUP BY GAME

OFFENSE	LT	LG	C	RG	RT	QB	RB	WR/TE	WR	TE
WEBER ST.	SIMMONS	SWEAZIE	GREENBERG	TONER	MCMURTRIE	BARNETT III	KNIGHT	DEGENNARO	ELLIS	DIPPRE
LOUISVILLE	SIMMONS	SWEAZIE	GREENBERG	TONER	MCMURTRIE	BARNETT III	KNIGHT	DEGENNARO	ELLIS	KYLE
LIBERTY	SIMMONS	SWEAZIE	GREENBERG	ROBELL	MCMURTRIE	BARNETT III	KNIGHT	DEGENNARO	ELLIS	SANCHEZ
GA. SOUTH.	SIMMONS	SWEAZIE	GREENBERG	ROBELL	MCMURTRIE	BARNETT III	KNIGHT	DEGENNARO	ELLIS	SANCHEZ
GEORGIA ST.	SIMMONS	SWEAZIE	GREENBERG	ROBELL	MCMURTRIE	BARNETT III	KNIGHT	DEGENNARO	ELLIS	SANCHEZ
LOUISIANA	SIMMONS	SWEAZIE	GREENBERG	WILSON	MCMURTRIE	BARNETT III	KNIGHT	KYLE	ELLIS	SANCHEZ
ODU	SIMMONS	SWEAZIE	GREENBERG	ROBELL	MCMURTRIE	BARNETT III	KNIGHT	DEGENNARO	ELLIS	SANCHEZ
TEXAS ST.	SIMMONS	SWEAZIE	GREENBERG	ROBELL	MCMURTRIE	BARNETT III	KNIGHT	DEGENNARO	ELLIS	SANCHEZ
MARSHALL	TONER	SWEAZIE	GREENBERG	ROBELL	MCMURTRIE	BARNETT III	KNIGHT	DEGENNARO	ELLIS	SANCHEZ
APP ST.	SIMMONS	SWEAZIE	GREENBERG	ROBELL	MCMURTRIE	BARNETT III	KNIGHT	DEGENNARO	ELLIS	SANCHEZ
WASH. ST.	SIMMONS	SWEAZIE	GREENBERG	ROBELL	MCMURTRIE	BARNETT III	KNIGHT	DEGENNARO	ALSTON	SANCHEZ
COASTAL	SIMMONS	SWEAZIE	GREENBERG	ROBELL	MCMURTRIE	BARNETT III	KNIGHT	DEGENNARO	WISLOSKI	SANCHEZ
TROY	SIMMONS	SWEAZIE	GREENBERG	ROBELL	MCMURTRIE	BARNETT III	KNIGHT	DEGENNARO	KYLE	SANCHEZ
DEFENSE	DE	DL	DL	DE	LB	LB	NICKEL/LB	CB	CB	SAF
WEBER ST.	WEST	BUSH	LOCKETT JR.	A. THOMAS	HENDRICK	WEATHERSBY	BARKSDALE	EAGLIN	RODGERS	J. THOMAS
LOUISVILLE	WEST	BUSH	LOCKETT JR.	A. THOMAS	HENDRICK	WEATHERSBY	BARKSDALE	EAGLIN	CULP	J. THOMAS
LIBERTY	WEST	BUSH	LOCKETT JR.	A. THOMAS	HENDRICK	WEATHERSBY	BARKSDALE	EAGLIN	CULP	J. THOMAS
GA. SOUTH.	WEST	BUSH	LOCKETT JR.	A. THOMAS	HENDRICK	WEATHERSBY	BARKSDALE	EAGLIN	CULP	J. THOMAS
GEORGIA ST.	WEST	BUSH	LOCKETT JR.	A. THOMAS	HENDRICK	WEATHERSBY	BARKSDALE	EAGLIN	CULP	J. THOMAS
LOUISIANA	WEST	BUSH	LOCKETT JR.	A. THOMAS	HENDRICK	WEATHERSBY	SPINOATTI	BARKSDALE	CULP	J. THOMAS
ODU	WEST	BUSH	GOBAIRA	A. THOMAS	HENDRICK	WEATHERSBY	BARKSDALE	EAGLIN	CULP	J. THOMAS
TEXAS ST.	WEST	BUSH	LOCKETT JR.	A. THOMAS	HENDRICK	WEATHERSBY	BARKSDALE	EAGLIN	CULP	J. THOMAS
MARSHALL	WEST	BUSH	LOCKETT JR.	A. THOMAS	HENDRICK	WEATHERSBY	BARKSDALE	EAGLIN	CULP	J. THOMAS
APP ST.	WEST	BUSH	LOCKETT JR.	A. THOMAS	HENDRICK	WEATHERSBY	BARKSDALE	EAGLIN	CULP	J. THOMAS
WASH. ST.	WEST	BUSH	LOCKETT JR.	A. THOMAS	HENDRICK	SPINOATTI	BARKSDALE	EAGLIN	CULP	J. THOMAS
COASTAL	WEST	BUSH	LOCKETT JR.	A. THOMAS	HENDRICK	SPINOATTI	STUDIO	BARKSDALE	CULP	J. THOMAS
TROY	WEST	TADDEO	LOCKETT JR.	A. THOMAS	HENDRICK	SPINOATTI	BARKSDALE	EAGLIN	CULP	J. THOMAS



Billy Napier was hired as James Madison's 10th head football coach on Dec. 6, 2025, and he will assume the lead role following the conclusion of JMU's run in the College Football Playoff.

Napier boasts a 62-35 career record as a head coach and most recently led Florida of the Southeastern Conference for the last four years, highlighted by an 8-5 record in 2024 and a win in the Gasparilla Bowl over Tulane.

That team won its last four games, including back-to-back top-25 triumphs over No. 22 LSU and No. 9 Ole Miss, followed by topping Florida State on the road and the bowl win over Tulane. Other ranked wins included 2025 over No. 9 Texas, 2023 over No. 11 Tennessee and 2022 in his Florida debut over No. 7 Utah.

Prior to Florida, Napier authored a dominant run at Louisiana, going 40-12 in four seasons from 2018-2021 with four appearances in the Sun Belt Conference Championship game as West Division Champions and two league titles in his last two seasons in 2020 and 2021.

In his first season as a college head coach in 2018, the Ragin' Cajuns went 7-7 overall but won the Sun Belt West at 5-3 with a tie for first. But Louisiana improved in each of Napier's seasons, including 11-3 (7-1 SBC) in 2019, 10-1 (7-1 SBC) and a league title in 2020 and 12-1 (8-0) and a title in 2021.

The 2019 and 2020 squads won appearances over Miami (Ohio) in the LendingTree Bowl and over UTSA in the First Responder Bowl, respectively. The 2021 team went on to defeat Marshall in the New Orleans Bowl following Napier's departure for Florida. The Ragin' Cajuns were ranked as high as 15th in the AP Poll in 2020 and 16th in 2021.



Widely touted for his recruiting and player development, each of Napier's recruiting classes at Florida were ranked top 20 in the nation. Meanwhile, he had 14 NFL Draft selections in three years of drafts at Florida and another seven picks in four years at Louisiana. Most recently, seven Gators were taken in the 2025 NFL Draft. In 2024, wide receiver Ricky Pearsall was a first round pick by the 49ers, which followed a first-round selection of quarterback Anthony Richardson in 2023. He coached an additional 20 NFL Draft picks as an offensive position coach across four FBS assistant jobs. That group featured five first-round selections, consisting of four wide receivers and a running back.





Fifteen years of experience as an assistant coach helped prepare Napier for his head coaching roles, with 14 coming at the FBS level and all 15 on the offensive side.

He spent two years as a GA at Clemson before then returning to Tommy Bowden's staff in roles as tight ends and recruiting coordinator coach, then quarterbacks and offensive coordinator when Dabo Swinney took the helm.

In 2011, Napier joined Nick Saban's staff at Alabama as an offensive analyst, then followed Jim McElwain from Alabama to Colorado State to serve a season as assistant head coach and quarterbacks coach.

He returned to Alabama as wide receiver coach for four seasons (2013-2016) and then spent one year as offensive coordinator and quarterbacks coach at Arizona State in 2017 prior to earning the Louisiana job.

Napier was a four-year contributor at Furman (FCS/then I-AA) and was a two-time All-Conference quarterback in the Southern Conference.

He led the Paladins to two conference championships and, in 2001, led Furman to a national runner-up finish in I-AA.

He set a Furman career record by completing 64.8% of his passes. As the team captain during a record-setting senior season, Napier compiled a Furman-record 2,475 passing yards and was a finalist for the Walter Payton Award as the nation's most outstanding offensive player.

Napier grew up in Chatsworth, Georgia, and graduated from Murray County High School in 1998. He is married to the former Ali Gunn, and the couple has a daughter, Annie, and sons, Sammy and Charlie. He earned his bachelor's degree in health & exercise science from Furman in 2002.

THE NAPIER COACHING FILE

COACHING EXPERIENCE

Season(s)	School	Position
2003-04	Clemson	Graduate Assistant
2005	South Carolina State	Quarterbacks
2006-08	Clemson	Tight Ends/Recruiting Coordinator
2009-10	Clemson	Offensive Coordinator/Quarterbacks
2011	Alabama	Analyst
2012	Colorado State	Assistant Head Coach/Quarterbacks
2013-16	Alabama	Wide Receivers
2017	Arizona State	Offensive Coordinator/Quarterbacks
2018-21	Louisiana	Head Coach
2022-25	Florida	Head Coach
2026-pres.	James Madison	Head Coach

HEAD COACHING RECORD

Season	School	Record / Conf.	Postseason
2018	Louisiana	7-7 / 5-3	Cure Bowl Participant
2019	Louisiana	11-3 / 7-1	LendingTree Bowl Champion
2020	Louisiana	10-1 / 7-1	First Responder Bowl Champion
2021	Louisiana	12-1 / 8-0	Sun Belt Champion
2022	Florida	6-7 / 3-5	Las Vegas Bowl Participant
2023	Florida	5-7 / 3-5	
2024	Florida	8-5 / 4-4	Gasparilla Bowl Champion
2025	Florida	3-4 / 2-2	
Totals	8 Seasons	62-35 / 39-21	



#0 IMMANUEL BUSH

Season		8.0 CAREER SACKS	Career
4 2x, last vs. Washington State (11/22/25)	Total Tackles	6 vs. Coastal Carolina (10/29/22)	
3 vs. Old Dominion (10/18/25)	Solo Tackles	3 vs. Air Force (12/23/23)	
2.0 at Louisville (9/5/25)	Tackles for Loss	2.0 at Louisville (9/5/25)	
1.0 3x, last at Texas State (10/28/25)	Sacks	1.5 at James Madison (10/22/22)	
--	Forced Fumbles	--	
--	Fumble Recoveries	1 at Charlotte (8/31/24)	
--	Interceptions	--	
1 at Texas State (10/28/25)	Pass Breakups	1 3x, last at Texas State (10/28/25)	
--	Blocks	--	

#0 JAYLAN SANCHEZ

Season		10 CAREER RECEIVING TD	Career
4 2x, last vs. Louisiana (10/11/25)	Receptions	6 2x, last at UIW (12/7/24)	
86 at Marshall (11/8/25)	Receiving Yards	158 at North Carolina A&T (10/7/23)	
1 at Marshall (11/8/25)	Receiving Touchdowns	2 2x, last vs. Towson (9/14/24)	
80 at Marshall (11/8/25)	Reception Long	80 at Marshall (11/8/25)	
--	Rush Attempts	1 at William & Mary (11/12/22)	
--	Rushing Yards	--	
--	Rushing Touchdowns	--	
--	Rush Long	--	
--	Kick Return Long	30 vs. Hampton (10/29/22)	

#1 JC EVANS

Season		3 CAREER TD (1 PASS, 2 RUSH)	Career
--	Completions	1 vs. Western Kentucky (12/18/24)	
1 vs. Weber State (8/30/25)	Pass Attempts	1 2x, last vs. Weber State (8/30/25)	
--	Passing Yards	1 vs. Western Kentucky (12/18/24)	
--	Completion Percentage	--	
--	Passing Touchdowns	1 vs. Western Kentucky (12/18/24)	
--	Passing Long	1 vs. Western Kentucky (12/18/24)	
--	Interceptions	--	
4 at Texas State (10/28/25)	Rush Attempts	10 vs. Western Kentucky (12/18/24)	
28 at Texas State (10/28/25)	Rushing Yards	64 vs. Western Kentucky (12/18/24)	
1 vs. Weber State (8/30/25)	Rushing Touchdowns	1 2x, last vs. Weber State (8/30/25)	
12 2x, last at Texas State (10/28/25)	Rush Long	27 vs. Western Kentucky (12/18/24)	
1 vs. Weber State (8/30/25)	Total Touchdowns	2 vs. Western Kentucky (12/18/24)	
28 at Texas State (10/28/25)	Total Offense	65 vs. Western Kentucky (12/18/24)	

#1 MEKHI RODGERS

Season		3 CAREER INTERCEPTIONS	Career
2 2x, last vs. Troy (12/5/25)	Total Tackles	7 vs. Utica (11/18/23)	
1 4x, last vs. App State (11/15/25)	Solo Tackles	6 vs. Utica (11/18/23)	
--	Tackles for Loss	1.0 2x, last vs. Utica (11/18/23)	
--	Sacks	--	
--	Forced Fumbles	--	
--	Fumble Recoveries	--	
--	Interceptions	1 3x, last vs. St. Lawrence (10/28/23)	
1 vs. App State (11/15/25)	Pass Breakups	3 at Mercyhurst (11/23/24)	
--	Blocks	--	

#2 ELIJAH CULP

Season		4 CAREER INTERCEPTIONS	Career
9 vs. Troy (12/5/25)	Total Tackles	9 vs. Troy (12/5/25)	
7 vs. Troy (12/5/25)	Solo Tackles	7 2x, last vs. Troy (12/5/25)	
1.0 2x, last vs. Troy (12/5/25)	Tackles for Loss	1.0 5x, last vs. Troy (12/5/25)	
--	Sacks	--	
--	Forced Fumbles	--	
--	Fumble Recoveries	--	
--	Interceptions	2 at Southeast Missouri (3/14/21)	
3 at Liberty (9/20/25)	Pass Breakups	3 at Liberty (9/20/25)	
--	Blocks	--	

#2 JAYDEN MINES

Season		Career
--	Receptions	--
--	Receiving Yards	--
--	Receiving Touchdowns	--
--	Reception Long	--
--	Rush Attempts	1 vs. Coastal Carolina (10/10/24)
--	Rushing Yards	24 vs. Coastal Carolina (10/10/24)
--	Rushing Touchdowns	--
--	Rush Long	24 vs. Coastal Carolina (10/10/24)

#3 WAYNE KNIGHT

Season		13 CAREER TD (10 RUSH, 3 REC)	Career
21 vs. Troy (12/5/25)	Rush Attempts	21 vs. Troy (12/5/25)	
212 vs. Troy (12/5/25)	Rushing Yards	212 vs. Troy (12/5/25)	
1 8x, last vs. Troy (12/5/25)	Rushing Touchdowns	110x, last vs. Troy (12/5/25)	
73 vs. Troy (12/5/25)	Rush Long	73 vs. Troy (12/5/25)	
6 vs. App State (11/15/25)	Receptions	6 vs. App State (11/15/25)	
79 at Marshall (11/8/25)	Receiving Yards	79 at Marshall (11/8/25)	
1 at Marshall (11/8/25)	Receiving Touchdowns	1 3x, last at Marshall (11/8/25)	
57 at Texas State (10/28/25)	Reception Long	57 at Texas State (10/28/25)	
29 vs. Weber State (8/30/25)	Kick Return Long	35 vs. Georgia State (11/19/22)	
22 at Georgia State (9/27/25)	Punt Return Long	22 at Georgia State (9/27/25)	
234 vs. Troy (12/5/25)	All-Purpose Yards	234 vs. Troy (12/5/25)	

#3 GANNON WEATHERSBY

Season		Career
11 at Marshall (11/8/25)	Total Tackles	11 at Marshall (11/8/25)
5 at Marshall (11/8/25)	Solo Tackles	5 at Marshall (11/8/25)
1.0 at Louisville (9/5/25)	Tackles for Loss	3.5 vs. Western Kentucky (12/18/24)
1.0 at Louisville (9/5/25)	Sacks	1.0 2x, last at Louisville (9/5/25)
--	Forced Fumbles	1 2x, last vs. Marshall (11/30/24)
--	Fumble Recoveries	1 2x, last vs. Western Kentucky (12/18/24)
--	Interceptions	--
1 vs. Louisiana (10/11/25)	Pass Breakups	1 2x, last vs. Louisiana (10/11/25)
--	Blocks	--

#5 AYO ADEYI

Season		16 CAREER RUSH TD	Career
13 at Liberty (9/20/25)	Rush Attempts	19 at Louisiana Tech (9/16/23)	
87 at Liberty (9/20/25)	Rushing Yards	148 at Louisiana Tech (9/16/23)	
--	Rushing Touchdowns	2 3x, last vs. UAB (11/25/23)	
24 at Liberty (9/20/25)	Rush Long	92 vs. Louisiana Tech (10/15/22)	
--	Receptions	110x, last vs. UAB (11/25/23)	
--	Receiving Yards	15 2x, last UTSA (11/4/23)	
--	Receiving Touchdowns	--	
--	Reception Long	15 2x, last UTSA (11/4/23)	

#5 TRENT HENDRICK

Season		6.0 CAREER SACKS	Career
12 at Marshall (11/8/25)	Total Tackles	12 at Marshall (11/8/25)	
6 vs. Georgia Southern (9/27/25)	Solo Tackles	6 vs. Georgia Southern (9/27/25)	
3.0 vs. Georgia Southern (9/27/25)	Tackles for Loss	3.0 vs. Georgia Southern (9/27/25)	
3.0 vs. Georgia Southern (9/27/25)	Sacks	3.0 vs. Georgia Southern (9/27/25)	
1 vs. Georgia Southern (9/27/25)	Forced Fumbles	1 2x, last vs. Georgia Southern (9/27/25)	
--	Fumble Recoveries	--	
--	Interceptions	--	
1 2x, last vs. Troy (12/5/25)	Pass Breakups	1 2x, last vs. Troy (12/5/25)	
--	Blocks	--	

#5 MORGAN SUAREZ

Season		30 CAREER FIELD GOALS	Career
3 2x, last at Coastal Carolina (11/29/25)	Field Goals	3 3x, last at Coastal Carolina (11/29/25)	
3 2x, last at Coastal Carolina (11/29/25)	Field Goal Attempts	3 3x, last at Coastal Carolina (11/29/25)	
47 at Coastal Carolina (11/29/25)	Field Goal Long	47 at Coastal Carolina (11/29/25)	
9 vs. Old Dominion (10/18/25)	PAT Made	9 2x, last vs. Old Dominion (10/18/25)	
9 vs. Old Dominion (10/18/25)	PAT Attempts	9 2x, last vs. Old Dominion (10/18/25)	
16 vs. App State (11/15/25)	Scoring	16 vs. App State (11/15/25)	

#6 CHANTZ HARLEY

Season		Career
--	Total Tackles	6 at Penn State (11/30/24)
--	Solo Tackles	5 at Penn State (11/30/24)
--	Tackles for Loss	--
--	Sacks	--
--	Forced Fumbles	--
--	Fumble Recoveries	--
--	Interceptions	--
--	Pass Breakups	1 at Virginia (9/14/24)
--	Blocks	--

#6 GEORGE PETTAWAY

Season		9 CAREER TD (7 RUSH, 2 REC)	Career
10 vs. Weber State (8/30/25)	Rush Attempts	19 at Old Dominion (11/16/24)	
99 vs. Weber State (8/30/25)	Rushing Yards	119 vs. Southern Miss (10/26/24)	
--	Rushing Touchdowns	1 7x, last vs. Marshall (11/30/24)	
35 vs. Weber State (8/30/25)	Rush Long	31 vs. Southern Miss (10/26/24)	
3 at Louisville (9/5/25)	Receptions	4 2x, last at App State (11/23/24)	
10 at Louisville (9/5/25)	Receiving Yards	33 at Charlotte (8/31/24)	
--	Receiving Touchdowns	1 2x, last vs. Coastal Carolina (10/10/24)	
8 2x, last at Marshall (11/8/25)	Reception Long	33 at Charlotte (8/31/24)	
24 vs. Washington State (11/22/25)	Kick Return Long	56 vs. Oregon (12/28/22)	
--	Punt Return Long	16 vs. Oregon (12/28/22)	



#7 CAMDEN COLEMAN

31 CAREER TD (25 PASS, 6 RUSH)

Season	Career
--	Completions 25 vs. Maine (10/7/23)
--	Pass Attempts 37 vs. Lehigh (11/30/24)
--	Passing Yards 365 vs. Maine (10/7/23)
--	Completion Percentage .938 at Bryant (10/26/24)
--	Passing Touchdowns 6 vs. Maine (10/7/23)
--	Passing Long 69 at Rhode Island (10/14/23)
--	Interceptions 2 3x, last at Delaware State (9/21/24)
--	Rush Attempts 15 vs. William & Mary (11/23/24)
--	Rushing Yards 79 vs. Delaware (10/19/24)
--	Rushing Touchdowns 2 vs. William & Mary (11/23/24)
--	Rush Long 59 vs. Delaware (10/19/24)
--	Total Touchdowns 6 vs. Maine (10/7/23)
--	Total Offense 375 vs. Maine (10/7/23)

#7 JACOB THOMAS

5 CAREER INTERCEPTIONS

Season	Career
8 2x, last vs. Washington State (11/22/25)	Total Tackles 9 at Old Dominion (11/16/24)
6 at Texas State (10/28/25)	Solo Tackles 6 3x, last at Texas State (10/28/25)
1.0 4x, last at Marshall (11/8/25)	Tackles for Loss 2.0 at Georgia Southern (10/19/24)
1.0 2x, last vs. Old Dominion (10/18/25)	Sacks 1.0 2x, last vs. Old Dominion (10/18/25)
1 at Louisville (9/5/25)	Forced Fumbles 1 at Louisville (9/5/25)
--	Fumble Recoveries --
1 2x, last vs. Louisiana (10/11/25)	Interceptions 1 5x, last vs. Louisiana (10/11/25)
2 at Louisville (9/5/25)	Pass Breakups 2 3x, last at Louisville (9/5/25)
--	Blocks --

#8 ISAIAH ALSTON

8 CAREER RECEIVING TD

Season	Career
3 vs. Weber State (8/30/25)	Receptions 7 at Wake Forest (10/8/22)
31 vs. Weber State (8/30/25)	Receiving Yards 123 at Wake Forest (10/8/22)
1 2x, last at Coastal Carolina (11/29/25)	Receiving Touchdowns 2 2x, last vs. Delaware State (9/9/23)
20 vs. Weber State (8/30/25)	Reception Long 70 vs. Delaware State (9/9/23)

#8 AMAR THOMAS

4.0 CAREER SACKS

Season	Career
9 at Marshall (11/8/25)	Total Tackles 9 at Marshall (11/8/25)
4 at Marshall (11/8/25)	Solo Tackles 4 at Marshall (11/8/25)
2.0 vs. Troy (12/5/25)	Tackles for Loss 2.0 vs. Troy (12/5/25)
1.0 vs. Georgia Southern (9/27/25)	Sacks 1.0 2x, last vs. Georgia Southern (9/27/25)
--	Forced Fumbles --
--	Fumble Recoveries --
--	Interceptions --
--	Pass Breakups 1 2x, last vs. Southern Miss (10/26/24)
--	Blocks --

#9 XAVIER HOLMES

14.5 CAREER SACKS

Season	Career
5 at Liberty (9/20/25)	Total Tackles 13 at Delaware (10/12/24)
2 3x, last vs. Troy (12/5/25)	Solo Tackles 5 at Delaware (10/12/24)
2.5 vs. Troy (12/5/25)	Tackles for Loss 3.0 vs. Rhode Island (9/15/23)
2.5 vs. Troy (12/5/25)	Sacks 2.5 vs. Troy (12/5/25)
--	Forced Fumbles 1 3x, last vs. Villanova (10/19/24)
1 at Louisville (9/5/25)	Fumble Recoveries 1 5x, last at Louisville (9/5/25)
1 at Texas State (10/28/25)	Interceptions 1 2x, last at Texas State (10/28/25)
1 4x, last vs. Washington State (11/22/25)	Pass Breakups 1 4x, last vs. Washington State (11/22/25)
1 vs. Weber State (8/30/25)	Blocks 1 vs. Weber State (8/30/25)

#9 MATTHEW SLUKA

110 CAREER TD (68 PASS, 42 RUSH)

Season	Career
3 2x, last at Louisville (9/5/25)	Completions 23 at Yale (9/16/23)
5 at Louisville (9/5/25)	Pass Attempts 35 at Villanova (12/3/21)
36 at Louisville (9/5/25)	Passing Yards 325 vs. Harvard (9/30/23)
.750 vs. Weber State (8/30/25)	Completion Percentage .800 2x, last at Georgetown (11/19/22)
1 3x, last at Coastal Carolina (11/29/25)	Passing Touchdowns 4 4x, last vs. Harvard (9/30/23)
32 at Coastal Carolina (11/29/25)	Passing Long 74 vs. Harvard (9/30/23)
1 2x, last at Louisville (9/5/25)	Interceptions 3 vs. Harvard (9/30/23)
21 at Louisville (9/5/25)	Rush Attempts 28 vs. Lafayette (10/21/23)
83 at Louisville (9/5/25)	Rushing Yards 330 vs. Lafayette (10/21/23)
1 3x, last vs. App State (11/15/25)	Rushing Touchdowns 3 vs. Lafayette (10/21/23)
35 vs. App State (11/15/25)	Rush Long 76 at UConn (9/2/21)
2 vs. Weber State (8/30/25)	Total Touchdowns 6 at Yale (9/16/23)
118 at Louisville (9/5/25)	Total Offense 465 vs. Fordham (10/29/22)

#10 JT KOUAME-YAO

4.5 CAREER SACKS

Season	Career
--	Total Tackles 13 at Shippensburg (9/28/24)
--	Solo Tackles 8 vs. Southern Connecticut State (9/2/23)
--	Tackles for Loss 4.0 at Shippensburg (9/28/24)
--	Sacks 1.5 at Seton Hill (11/16/24)
--	Forced Fumbles --
--	Fumble Recoveries 1 at California PA (9/16/23)
--	Interceptions 2 at Bloomsburg (10/28/23)
--	Pass Breakups 1 3x, last vs. Lock Haven (10/5/24)
--	Blocks 1 at Kutztown (9/24/22)

#10 BRAEDEN WISLOSKI

5 CAREER TD (4 REC, 1 KR)

Season	Career
7 vs. Louisiana (10/11/25)	Receptions 7 vs. Louisiana (10/11/25)
69 vs. Louisiana (10/11/25)	Receiving Yards 69 vs. Louisiana (10/11/25)
1 4x, last vs. Troy (12/5/25)	Receiving Touchdowns 1 4x, last vs. Troy (12/5/25)
68 vs. Washington State (11/22/25)	Reception Long 68 vs. Washington State (11/22/25)
31 vs. Georgia Southern (9/27/25)	Kick Return Long 98 vs. Virginia (9/15/24)
--	Kick Return Touchdowns 1 vs. Virginia (9/15/24)
--	Punt Return Long 27 vs. Villanova (9/21/24)

#11 NICK DEGENNARO

20 CAREER RECEIVING TD

Season	Career
3 6x, last at Coastal Carolina (11/29/25)	Receptions 13 at Albany (12/2/23)
106 vs. Old Dominion (10/18/25)	Receiving Yards 162 at Bryant (10/26/24)
2 2x, last at Texas State (10/28/25)	Receiving Touchdowns 3 vs. Maine (10/7/23)
76 at Texas State (10/28/25)	Reception Long 76 at Texas State (10/28/25)
--	Punt Return Long 19 vs. Charleston Southern (9/14/24)

#11 TRASHON DYE

Season	Career
3 at Coastal Carolina (11/29/25)	Total Tackles 3 at Coastal Carolina (11/29/25)
2 at Coastal Carolina (11/29/25)	Solo Tackles 2 at Coastal Carolina (11/29/25)
--	Tackles for Loss --
--	Sacks --
--	Forced Fumbles --
--	Fumble Recoveries --
--	Interceptions --
--	Pass Breakups --
--	Blocks --

#11 PATRICK REA

11 CAREER 50+ YARD PUNTS

Season	Career
6 vs. Troy (12/5/25)	Punts 8 at Arkansas (11/23/24)
47.5 vs. Washington State (11/22/25)	Punt Avg. (min. 3) 47.7 vs. Army West Point (12/28/24)
61 at Marshall (11/8/25)	Long Punt 70 vs. Nicholls (8/31/24)
2 vs. Washington State (11/22/25)	50+ Punts 2 2x, last vs. Washington State (11/22/25)
4 at Georgia State (10/4/25)	Inside 20 4 2x, last at Georgia State (10/4/25)

#12 ZA'RON COLLINS

3 CAREER RECEIVING TD

Season	Career
2 vs. App State (11/15/25)	Receptions 4 at West Alabama (9/7/24)
20 at Coastal Carolina (11/29/25)	Receiving Yards 131 at Lenoir-Rhyne (9/29/24)
1 vs. Old Dominion (10/18/25)	Receiving Touchdowns 2 at Erskine (10/28/23)
20 at Coastal Carolina (11/29/25)	Reception Long 57 at Lenoir-Rhyne (9/29/24)

#12 KYE HOLMES

1 CAREER INTERCEPTION

Season	Career
4 vs. Weber State (8/30/25)	Total Tackles 6 2x, last vs. Gardner-Webb (9/7/24)
1 2x, last at Texas State (10/28/25)	Solo Tackles 4 at Charlotte (8/31/24)
--	Tackles for Loss 0.5 at Louisville (11/5/22)
--	Sacks --
--	Forced Fumbles --
--	Fumble Recoveries --
1 vs. Weber State (8/30/25)	Interceptions 1 vs. Weber State (8/30/25)
--	Pass Breakups 1 vs. Coastal Carolina (10/10/24)
--	Blocks --

#13 TYLER BROWN

Season	Career
13 at Marshall (11/8/25)	Total Tackles 13 at Marshall (11/8/25)
8 at Marshall (11/8/25)	Solo Tackles 8 at Marshall (11/8/25)
2.0 vs. Troy (12/5/25)	Tackles for Loss 2.0 vs. Troy (12/5/25)
1.0 vs. Troy (12/5/25)	Sacks 1.0 vs. Troy (12/5/25)
--	Forced Fumbles --
--	Fumble Recoveries --
1 vs. Weber State (8/30/25)	Interceptions 1 vs. Weber State (8/30/25)
2 2x, last vs. Troy (12/5/25)	Pass Breakups 2 2x, last vs. Troy (12/5/25)
--	Blocks --



#13 LANDON ELLIS

10 CAREER RECEIVING TD

Season	Career
6 2x, last vs. Old Dominion (10/18/25)	Receptions 12 vs. Lehigh (11/30/24)
120 vs. Louisiana (10/11/25)	Receiving Yards 131 at Delaware State (9/21/24)
3 vs. Louisiana (10/11/25)	Receiving Touchdowns 3 vs. Louisiana (10/11/25)
62 vs. Louisiana (10/11/25)	Reception Long 62 vs. Louisiana (10/11/25)

#14 ALONZA BARNETT III 69 CAREER TD (47 PASS, 22 RUSH)

Season	Career
26 vs. Louisiana (10/11/25)	Completions 26 vs. Louisiana (10/11/25)
40 vs. Louisiana (10/11/25)	Pass Attempts 47 at ULM (10/7/24)
303 vs. App State (11/15/25)	Passing Yards 388 at North Carolina (9/21/24)
714 at Coastal Carolina (11/29/25)	Completion Percentage .737 vs. Marshall (11/30/24)
4 at Texas State (10/28/25)	Passing Touchdowns 5 2x, last vs. Ball State (9/28/24)
80 at Marshall (11/8/25)	Passing Long 80 at Marshall (11/8/25)
18x, last vs. Troy (12/5/25)	Interceptions 113x, last vs. Troy (12/5/25)
17 vs. Old Dominion (10/18/25)	Rush Attempts 17 vs. Old Dominion (10/18/25)
153 vs. Old Dominion (10/18/25)	Rushing Yards 153 vs. Old Dominion (10/18/25)
4 vs. Old Dominion (10/18/25)	Rushing Touchdowns 4 vs. Old Dominion (10/18/25)
58 vs. Old Dominion (10/18/25)	Rush Long 58 vs. Old Dominion (10/18/25)
6 vs. Old Dominion (10/18/25)	Total Touchdowns 7 at North Carolina (9/21/24)
448 vs. Old Dominion (10/18/25)	Total Offense 487 at North Carolina (9/21/24)

#14 KJ FLOWE

1 CAREER INTERCEPTION (1 TD)

Season	Career
2 at Coastal Carolina (11/29/25)	Total Tackles 3 at North Carolina (9/21/24)
12x, last at Coastal Carolina (11/29/25)	Solo Tackles 3 at North Carolina (9/21/24)
--	Tackles for Loss 0.5 vs. Gardner-Webb (9/7/24)
--	Sacks --
--	Forced Fumbles --
--	Fumble Recoveries --
1 at Coastal Carolina (11/29/25)	Interceptions 1 at Coastal Carolina (11/29/25)
1 at Liberty (9/20/25)	Pass Breakups 2 vs. Coastal Carolina (10/10/24)
--	Blocks --

#15 LACOTA DIPPRE

3 CAREER RECEIVING TD

Season	Career
3 at Georgia State (10/4/25)	Receptions 3 at Georgia State (10/4/25)
43 at Liberty (9/20/25)	Receiving Yards 43 at Liberty (9/20/25)
13x, last at Coastal Carolina (11/29/25)	Receiving Touchdowns 1 3x, last at Coastal Carolina (11/29/25)
36 at Liberty (9/20/25)	Reception Long 36 at Liberty (9/20/25)
2 at Georgia State (10/4/25)	Rush Attempts 2 at Georgia State (10/4/25)
31 at Georgia State (10/4/25)	Rushing Yards 31 at Georgia State (10/4/25)
23 at Georgia State (10/4/25)	Rush Long 23 at Georgia State (10/4/25)

#15 SAHIR WEST

7.0 CAREER SACKS

Season	Career
10 vs. Troy (12/5/25)	Total Tackles 10 vs. Troy (12/5/25)
5 vs. Troy (12/5/25)	Solo Tackles 5 vs. Troy (12/5/25)
5.5 vs. Troy (12/5/25)	Tackles for Loss 5.5 vs. Troy (12/5/25)
3.0 vs. Troy (12/5/25)	Sacks 3.0 vs. Troy (12/5/25)
1 vs. Troy (12/5/25)	Forced Fumbles 1 vs. Troy (12/5/25)
--	Fumble Recoveries --
--	Interceptions --
2 at Marshall (11/8/25)	Pass Breakups 2 at Marshall (11/8/25)
--	Blocks --

#16 ARRION CONCEPCION

Season	Career
--	Receptions --
--	Receiving Yards --
--	Receiving Touchdowns --
--	Reception Long --

#16 TJ MCGILL

1 CAREER INTERCEPTION

Season	Career
3 2x, last vs. App State (11/15/25)	Total Tackles 9 at Stony Brook (10/26/24)
3 2x, last vs. App State (11/15/25)	Solo Tackles 6 vs. Bryant (11/16/24)
--	Tackles for Loss 1.0 2x, lat vs. Hampton (9/28/24)
--	Sacks --
--	Forced Fumbles 1 at Stony Brook (10/26/24)
--	Fumble Recoveries --
--	Interceptions 1 vs. Furman (9/21/24)
--	Pass Breakups 1 5x, last vs. Elon (11/9/24)
--	Blocks --

#17 MICHAEL SCOTT

1 CAREER RECEIVING TD

Season	Career
4 vs. Weber State (8/30/25)	Receptions 4 vs. Weber State (8/30/25)
38 vs. Weber State (8/30/25)	Receiving Yards 38 vs. Weber State (8/30/25)
1 at Coastal Carolina (11/29/25)	Receiving Touchdowns 1 at Coastal Carolina (11/29/25)
32 at Coastal Carolina (11/29/25)	Reception Long 32 at Coastal Carolina (11/29/25)

#18 LOGAN KYLE

2 CAREER RECEIVING TD

Season	Career
2 3x, last at Coastal Carolina (11/29/25)	Receptions 3 2x, last at ULM (10/7/24)
31 vs. Weber State (8/30/25)	Receiving Yards 37 vs. Kentucky (9/23/23)
1 at Texas State (10/28/25)	Receiving Touchdowns 1 2x, last at Texas State (10/28/25)
23 vs. Weber State (8/30/25)	Reception Long 30 vs. Ball State (9/28/24)

#19 MAX LIPINSKI

1 CAREER FIELD GOAL

Season	Career
--	Field Goals 1 vs. Coastal Carolina (10/10/24)
--	Field Goal Attempts 1 vs. Coastal Carolina (10/10/24)
--	Field Goal Long 35 vs. Coastal Carolina (10/10/24)
--	PAT Made 4 vs. Coastal Carolina (10/10/24)
--	PAT Attempts 4 vs. Coastal Carolina (10/10/24)
--	Scoring 7 vs. Coastal Carolina (10/10/24)

#20 JAMAREE SELDON

Season	Career
--	Total Tackles --
--	Solo Tackles --
--	Tackles for Loss --
--	Sacks --
--	Forced Fumbles --
--	Fumble Recoveries --
--	Interceptions --
--	Pass Breakups --
--	Blocks --

#21 CURTIS HARRIS-LOPEZ

2 CAREER INTERCEPTIONS

Season	Career
2 4x, last at Texas State (10/28/25)	Total Tackles 11 vs. Harvard (9/30/23)
2 vs. Weber State (8/30/25)	Solo Tackles 7 at Lafayette (10/26/24)
--	Tackles for Loss 3.5 at Rhode Island (8/31/24)
--	Sacks 1.0 vs. Bucknell (10/8/22)
--	Forced Fumbles 2 vs. Bucknell (10/8/22)
--	Fumble Recoveries --
--	Interceptions 1 2x, last vs. Bucknell (11/16/24)
1 vs. App State (11/15/25)	Pass Breakups 3 vs. Fordham (10/12/24)
--	Blocks --
88 vs. Georgia Southern (9/27/25)	Kick Return Long 95 at Bryant (9/14/24)
1 vs. Georgia Southern (9/27/25)	Kick Return Touchdowns 1 2x, last vs. Georgia Southern (9/27/25)
--	Punt Return Long 10 at Harvard (10/1/22)

#21 JACKSON McCARTER

Season	Career
2 2x, last vs. App State (11/15/25)	Rush Attempts 2 2x, last vs. App State (11/15/25)
17 vs. App State (11/15/25)	Rushing Yards 17 vs. App State (11/15/25)
--	Rushing Touchdowns --
13 vs. App State (11/15/25)	Rush Long 13 vs. App State (11/15/25)
--	Receptions --
--	Receiving Yards --
--	Receiving Touchdowns --
--	Reception Long --

#22 CHASE REGAN

Season	Career
3 vs. Weber State (8/30/25)	Total Tackles 3 vs. Weber State (8/30/25)
2 vs. Weber State (8/30/25)	Solo Tackles 2 vs. Weber State (8/30/25)
--	Tackles for Loss --
--	Sacks --
--	Forced Fumbles --
--	Fumble Recoveries --
--	Interceptions --
--	Pass Breakups --
1 2x, last vs. Troy (12/5/25)	Blocks 1 2x, last vs. Troy (12/5/25)



#23 JORDAN FULLER **51 CAREER TD (49 RUSH, 1 PASS, 1 REC)**

Season	Career	
18 at Georgia State (10/4/25)	Rush Attempts	30 at Lehigh (11/4/23)
137 vs. Georgia Southern (9/27/25)	Rushing Yards	228 at Lehigh (11/4/23)
2 at Texas State (10/28/25)	Rushing Touchdowns	4 2x, last at Bucknell (10/7/23)
26 vs. Georgia Southern (9/27/25)	Rush Long	70 at Bucknell (10/7/23)
--	Receptions	4 at Bucknell (10/7/23)
--	Receiving Yards	27 at Bryant (9/14/24)
--	Receiving Touchdowns	1 vs. Merrimack (9/2/23)
--	Reception Long	27 at Bryant (9/14/24)
--	Completions	1 at Villanova (12/3/21)
--	Pass Attempts	1 at Villanova (12/3/21)
--	Passing Yards	7 at Villanova (12/3/21)
--	Completion Percentage	1.000 at Villanova (12/3/21)
--	Passing Touchdowns	1 at Villanova (12/3/21)

#23 KEN WILLIS **2 CAREER INTERCEPTIONS**

Season	Career	
3 vs. App State (11/15/25)	Total Tackles	9 vs. Oklahoma (9/23/23)
2 vs. App State (11/15/25)	Solo Tackles	4 vs. Oklahoma (9/23/23)
--	Tackles for Loss	1.0 vs. Oklahoma (9/23/23)
--	Sacks	--
--	Forced Fumbles	--
--	Fumble Recoveries	--
--	Interceptions	1 2x, last at West Virginia (11/18/23)
1 vs. App State (11/15/25)	Pass Breakups	1 vs. App State (11/15/25)
--	Blocks	--

#24 PHILLIP HARRIS

Season	Career	
--	Total Tackles	--
--	Solo Tackles	--
--	Tackles for Loss	--
--	Sacks	--
--	Forced Fumbles	--
--	Fumble Recoveries	--
--	Interceptions	--
--	Pass Breakups	--
--	Blocks	--

#25 JACKSON HAMILL

Season	Career	
--	Total Tackles	--
--	Solo Tackles	--
--	Tackles for Loss	--
--	Sacks	--
--	Forced Fumbles	--
--	Fumble Recoveries	--
--	Interceptions	--
--	Pass Breakups	--
--	Blocks	--

#26 JAYDEN STUDIO **1 CAREER INTERCEPTION**

Season	Career	
3 vs. App State (11/15/25)	Total Tackles	6 2x, last at Western Michigan (10/26/24)
1 3x, last at Coastal Carolina (11/29/25)	Solo Tackles	5 at Western Michigan (10/26/24)
1.5 vs. App State (11/15/25)	Tackles for Loss	1.5 vs. App State (11/15/25)
0.5 vs. App State (11/15/25)	Sacks	0.5 vs. App State (11/15/25)
--	Forced Fumbles	1 at Western Michigan (10/26/24)
--	Fumble Recoveries	--
--	Interceptions	1 at Western Michigan (10/26/24)
--	Pass Breakups	1 at Tennessee (9/14/24)
--	Blocks	--

#27 KAI CALLEN

Season	Career	
--	Total Tackles	--
--	Solo Tackles	--
--	Tackles for Loss	--
--	Sacks	--
--	Forced Fumbles	--
--	Fumble Recoveries	--
--	Interceptions	--
--	Pass Breakups	--
--	Blocks	--

#28 JOBI MALARY **23 CAREER TD (22 RUSH, 1 REC)**

Season	Career	
12 at Coastal Carolina (11/29/25)	Rush Attempts	23 vs. Eastern Washington (10/28/23)
154 at Coastal Carolina (11/29/25)	Rushing Yards	241 vs. Eastern Washington (10/28/23)
3 vs. App State (11/15/25)	Rushing Touchdowns	6 vs. Eastern Washington (10/28/23)
73 at Coastal Carolina (11/29/25)	Rush Long	75 vs. Eastern Washington (10/28/23)
--	Receptions	3 vs. Northern Colorado (11/5/22)
--	Receiving Yards	25 vs. Northern Colorado (11/5/22)
--	Receiving Touchdowns	1 vs. Northern Colorado (11/5/22)
--	Reception Long	12 vs. Northern Colorado (11/5/22)

#29 TRE LEONARD

Season	Career	
--	Rush Attempts	--
--	Rushing Yards	--
--	Rushing Touchdowns	--
--	Rush Long	--
--	Receptions	--
--	Receiving Yards	--
--	Receiving Touchdowns	--
--	Reception Long	--

#30 JUSTIN EAGLIN **5 CAREER INTERCEPTIONS (1 TD)**

Season	Career	
4 4x, last at Coastal Carolina (11/29/25)	Total Tackles	4 5x, last at Coastal Carolina (11/29/25)
3 3x, last at Coastal Carolina (11/29/25)	Solo Tackles	3 4x, last at Coastal Carolina (11/29/25)
--	Tackles for Loss	--
--	Sacks	--
--	Forced Fumbles	--
--	Fumble Recoveries	--
2 vs. Old Dominion (10/18/25)	Interceptions	2 vs. Old Dominion (10/18/25)
2 vs. Weber State (8/30/25)	Pass Breakups	2 vs. Weber State (8/30/25)
1 vs. Louisiana (10/11/25)	Blocks	1 vs. Louisiana (10/11/25)

#31 RODDREY McWILLIAMS

Season	Career	
--	Total Tackles	--
--	Solo Tackles	--
--	Tackles for Loss	--
--	Sacks	--
--	Forced Fumbles	--
--	Fumble Recoveries	--
--	Interceptions	--
--	Pass Breakups	--
--	Blocks	--

#32 DJ BARKSDALE **4 CAREER INTERCEPTIONS**

Season	Career	
4 2x, last at Marshall (11/8/25)	Total Tackles	7 at North Carolina (9/21/24)
3 2x, last vs. Louisiana (10/11/25)	Solo Tackles	6 at North Carolina (9/21/24)
1.0 3x, last at Coastal Carolina (11/29/25)	Tackles for Loss	2.0 2x, last vs. Western Kentucky (12/18/24)
--	Sacks	1.0 vs. Southern Miss (10/26/24)
--	Forced Fumbles	1 vs. Western Kentucky (12/18/24)
--	Fumble Recoveries	--
1 2x, last vs. App State (11/15/25)	Interceptions	1 4x, last vs. App State (11/15/25)
3 vs. Troy (12/5/25)	Pass Breakups	3 vs. Troy (12/5/25)
--	Blocks	--
--	Kick Return Long	41 at Utah State (9/23/23)

#33 ANDREW TADDEO **8.0 CAREER SACKS**

Season	Career	
3 3x, last vs. Washington State (11/22/25)	Total Tackles	8 at Fordham (11/2/24)
2 at Texas State (10/28/25)	Solo Tackles	3 2x, last at Bucknell (11/23/24)
2.0 at Texas State (10/28/25)	Tackles for Loss	3.0 2x, last at Fordham (11/2/24)
2.0 at Texas State (10/28/25)	Sacks	3.0 at Fordham (11/2/24)
--	Forced Fumbles	1 vs. Dartmouth (10/14/23)
--	Fumble Recoveries	1 2x, last vs. Fordham (11/18/23)
--	Interceptions	--
1 at Texas State (10/28/25)	Pass Breakups	1 at Maine (9/10/22)
--	Blocks	--



#34 JAMAL OLFORD

Season	Career
--	Total Tackles --
--	Solo Tackles --
--	Tackles for Loss --
--	Sacks --
--	Forced Fumbles --
--	Fumble Recoveries --
--	Interceptions --
--	Pass Breakups --
--	Blocks --

#35 JOSHUA PRINCE

Season	Career
1 at Coastal Carolina (11/29/25)	Total Tackles 1 at Coastal Carolina (11/29/25)
1 at Coastal Carolina (11/29/25)	Solo Tackles 1 at Coastal Carolina (11/29/25)
--	Tackles for Loss --
--	Sacks --
--	Forced Fumbles --
--	Fumble Recoveries --
--	Interceptions --
--	Pass Breakups --
--	Blocks --

#36 MILT FERGUSON

Season	Career
--	Total Tackles --
--	Solo Tackles --
--	Tackles for Loss --
--	Sacks --
--	Forced Fumbles --
--	Fumble Recoveries --
--	Interceptions --
--	Pass Breakups --
--	Blocks --

#37 SETH GATHERS

Season	Career
--	Total Tackles --
--	Solo Tackles --
--	Tackles for Loss --
--	Sacks --
--	Forced Fumbles --
--	Fumble Recoveries --
--	Interceptions --
--	Pass Breakups --
--	Blocks --

#38 STEPHEN HOLLANDER

Season	Career
1 at Coastal Carolina (11/29/25)	Total Tackles 1 at Coastal Carolina (11/29/25)
--	Solo Tackles --
--	Tackles for Loss --
--	Sacks --
--	Forced Fumbles --
--	Fumble Recoveries --
--	Interceptions --
--	Pass Breakups --
--	Blocks --

#39 ZICRI FOREST

Season	Career
--	Total Tackles --
--	Solo Tackles --
--	Tackles for Loss --
--	Sacks --
--	Forced Fumbles --
--	Fumble Recoveries --
--	Interceptions --
--	Pass Breakups --
--	Blocks --

#40 JACKSON SNYDER

Season	Career
--	Total Tackles --
--	Solo Tackles --
--	Tackles for Loss --
--	Sacks --
--	Forced Fumbles --
--	Fumble Recoveries --
--	Interceptions --
--	Pass Breakups --
--	Blocks --

#41 GEORGE LOVELACE

Season	Career
--	Total Tackles --
--	Solo Tackles --
--	Tackles for Loss --
--	Sacks --
--	Forced Fumbles --
--	Fumble Recoveries --
--	Interceptions --
--	Pass Breakups --
--	Blocks --

#43 MILES HALBERT

Season	Career
--	Receptions --
--	Receiving Yards --
--	Receiving Touchdowns --
--	Reception Long --

#44 DJ COTTON JR.

Season	Career
1 at Liberty (9/20/25)	Total Tackles 12x, last at Liberty (9/20/25)
1 at Liberty (9/20/25)	Solo Tackles 1 at Liberty (9/20/25)
1.0 at Liberty (9/20/25)	Tackles for Loss 1.0 at Liberty (9/20/25)
1.0 at Liberty (9/20/25)	Sacks 1.0 at Liberty (9/20/25)
--	Forced Fumbles --
--	Fumble Recoveries --
--	Interceptions --
--	Pass Breakups --
--	Blocks --

#45 LEE JOHNSON

Season	Career
2 vs. App State (11/15/25)	Total Tackles 2 vs. App State (11/15/25)
1 vs. App State (11/15/25)	Solo Tackles 1 vs. App State (11/15/25)
--	Tackles for Loss --
--	Sacks --
--	Forced Fumbles --
--	Fumble Recoveries --
--	Interceptions --
--	Pass Breakups --
--	Blocks --

#46 IMMANUEL EZEUGU

Season	Career
6 vs. Old Dominion (10/18/25)	Total Tackles 6 vs. Old Dominion (10/18/25)
2 2x, last vs. Old Dominion (10/18/25)	Solo Tackles 2 2x, last vs. Old Dominion (10/18/25)
1.5 vs. Old Dominion (10/18/25)	Tackles for Loss 1.5 vs. Old Dominion (10/18/25)
1.0 vs. Georgia Southern (9/27/25)	Sacks 1.0 vs. Georgia Southern (9/27/25)
1 vs. Old Dominion (10/18/25)	Forced Fumbles 1 vs. Old Dominion (10/18/25)
--	Fumble Recoveries --
--	Interceptions --
1 at Liberty (9/20/25)	Pass Breakups 1 at Liberty (9/20/25)
--	Blocks --

#47 KEVIN KABASELE

Season	Career
--	Total Tackles --
--	Solo Tackles --
--	Tackles for Loss --
--	Sacks --
--	Forced Fumbles --
--	Fumble Recoveries --
--	Interceptions --
--	Pass Breakups --
--	Blocks --



#54 BRANDON FIQUE

Season	Career	
2 2x, last at Texas State (10/28/25)	Total Tackles	2 3x, last at Texas State (10/28/25)
1 3x, last at Texas State (10/28/25)	Solo Tackles	1 4x, last at Texas State (10/28/25)
--	Tackles for Loss	--
--	Sacks	--
--	Forced Fumbles	--
--	Fumble Recoveries	--
--	Interceptions	--
--	Pass Breakups	--
--	Blocks	--

#56 DREW SPINOGATTI

1.0 CAREER SACK

Season	Career	
16 vs. Washington State (11/22/25)	Total Tackles	16 vs. Washington State (11/22/25)
5 vs. Washington State (11/22/25)	Solo Tackles	8 at Syracuse (9/28/24)
3.0 at Coastal Carolina (11/29/25)	Tackles for Loss	3.0 at Coastal Carolina (11/29/25)
1.0 at Coastal Carolina (11/29/25)	Sacks	1.0 at Coastal Carolina (11/29/25)
--	Forced Fumbles	1 vs. Fordham (10/12/24)
1 2x, last vs. Troy (12/5/25)	Fumble Recoveries	1 2x, last vs. Troy (12/5/25)
--	Interceptions	--
2 vs. Washington State (11/22/25)	Pass Breakups	2 vs. Washington State (11/22/25)
--	Blocks	--

#81 CHASE PENSYL

Season	Career	
--	Receptions	--
--	Receiving Yards	--
--	Receiving Touchdowns	--
--	Reception Long	--

#82 JAMARCUS SMITH JR.

Season	Career	
--	Receptions	--
--	Receiving Yards	--
--	Receiving Touchdowns	--
--	Reception Long	--

#83 CHASE MILLER

Season	Career	
--	Receptions	4 vs. Central Connecticut (11/9/24)
--	Receiving Yards	70 vs. Central Connecticut (11/9/24)
--	Receiving Touchdowns	1 3x, last vs. Central Connecticut (11/9/24)
--	Reception Long	66 at LIU (10/12/24)

#84 BRIAN HNAT

Season	Career	
--	Receptions	--
--	Receiving Yards	--
--	Receiving Touchdowns	--
--	Reception Long	--

#85 RYDER POST

Season	Career	
--	Receptions	--
--	Receiving Yards	--
--	Receiving Touchdowns	--
--	Reception Long	--

#86 ETHAN GURELA

Season	Career	
--	Receptions	--
--	Receiving Yards	--
--	Receiving Touchdowns	--
--	Reception Long	--

#88 KELLS BUSH

Season	Career	
3 vs. Weber State (8/30/25)	Total Tackles	4 vs. Jacksonville State (11/9/24)
2 vs. Weber State (8/30/25)	Solo Tackles	2 vs. Weber State (8/30/25)
--	Tackles for Loss	--
--	Sacks	--
--	Forced Fumbles	--
--	Fumble Recoveries	--
--	Interceptions	--
--	Pass Breakups	--
--	Blocks	--

#88 DYLAN WILLIAMS

2 CAREER RECEIVING TD

Season	Career	
--	Receptions	2 vs. Ball State (9/28/24)
--	Receiving Yards	16 at Old Dominion (11/16/24)
--	Receiving Touchdowns	1 2x, last vs. Coastal Carolina (10/10/24)
--	Reception Long	16 at Old Dominion (11/16/24)

#89 JOSH PHIFER

2 CAREER RECEIVING TD

Season	Career	
1 3x, last vs. App State (11/15/25)	Receptions	1 5x, last vs. App State (11/15/25)
20 vs. Old Dominion (10/18/25)	Receiving Yards	37 at App State (11/23/24)
1 at Texas State (10/28/25)	Receiving Touchdowns	1 2x, last at Texas State (10/28/25)
20 vs. Old Dominion (10/18/25)	Reception Long	37 at App State (11/23/24)

#90 TERRY LOCKETT JR.

2.5 CAREER SACKS

Season	Career	
4 2x, last vs. Old Dominion (10/18/25)	Total Tackles	5 vs. Boston College (11/3/23)
3 at Texas State (10/28/25)	Solo Tackles	3 2x, last at Texas State (10/28/25)
0.5 2x, last at Coastal Carolina (11/29/25)	Tackles for Loss	1.0 5x, last at North Carolina (10/7/23)
--	Sacks	1.0 2x, last at Florida State (10/2/21)
--	Forced Fumbles	--
--	Fumble Recoveries	2 at Purdue (9/16/23)
--	Interceptions	--
1 at Coastal Carolina (11/29/25)	Pass Breakups	1 4x, last at Coastal Carolina (11/29/25)
--	Blocks	--

#92 GRAYSON GILMORE

Season	Career	
--	Total Tackles	--
--	Solo Tackles	--
--	Tackles for Loss	--
--	Sacks	--
--	Forced Fumbles	--
--	Fumble Recoveries	--
--	Interceptions	--
--	Pass Breakups	--
--	Blocks	--

#93 MYCHAL McMULLIN

2.5 CAREER SACKS

Season	Career	
5 vs. Weber State (8/30/25)	Total Tackles	5 vs. Weber State (8/30/25)
3 at Louisville (9/5/25)	Solo Tackles	3 at Louisville (9/5/25)
1.0 2x, last vs. Troy (12/5/25)	Tackles for Loss	1.5 vs. Southern Miss (10/26/24)
1.0 vs. Troy (12/5/25)	Sacks	1.5 vs. Southern Miss (10/26/24)
--	Forced Fumbles	--
--	Fumble Recoveries	--
--	Interceptions	--
--	Pass Breakups	--
--	Blocks	--

#94 JERALD JAMES

Season	Career	
--	Total Tackles	--
--	Solo Tackles	--
--	Tackles for Loss	--
--	Sacks	--
--	Forced Fumbles	--
--	Fumble Recoveries	--
--	Interceptions	--
--	Pass Breakups	--
--	Blocks	--



#95 CRISTIANO ROSA

2 CAREER FIELD GOALS

Season	Career
--	Field Goals 1 2x, last vs. Southern Miss (10/26/24)
--	Field Goal Attempts 3 at UConn (9/3/22)
--	Field Goal Long 40 vs. Southern Miss (10/26/24)
--	PAT Made 3 vs. Southern Miss (10/26/24)
--	PAT Attempts 4 vs. Southern Miss (10/26/24)
--	Scoring 6 vs. Southern Miss (10/26/24)

#96 COLE PURDY

Season	Career
--	Total Tackles --
--	Solo Tackles --
--	Tackles for Loss --
--	Sacks --
--	Forced Fumbles --
--	Fumble Recoveries --
--	Interceptions --
--	Pass Breakups --
--	Blocks --

#96 ANDREW VANSLYKE

Season	Career
--	Punts --
--	Punt Avg. (min. 3) --
--	Long Punt --
--	50+ Punts --
--	Inside 20 --

#97 AIDEN GOBAIRA

4.0 CAREER SACKS

Season	Career
8 at Marshall (11/8/25)	Total Tackles 8 at Marshall (11/8/25)
6 at Texas State (10/28/25)	Solo Tackles 6 at Texas State (10/28/25)
2.0 at Liberty (9/20/25)	Tackles for Loss 2.0 at Liberty (9/20/25)
2.0 at Liberty (9/20/25)	Sacks 2.0 at Liberty (9/20/25)
--	Forced Fumbles --
--	Fumble Recoveries --
--	Interceptions --
--	Pass Breakups --
--	Blocks --

#98 TURNER SCHMIDT

4.5 CAREER SACKS

Season	Career
1 at Coastal Carolina (11/29/25)	Total Tackles 4 2x, last at Wagner (9/21/24)
--	Solo Tackles 2 at Wagner (9/21/24)
--	Tackles for Loss 2.5 at Wagner (9/21/24)
--	Sacks 2.0 at Wagner (9/21/24)
--	Forced Fumbles --
--	Fumble Recoveries 1 vs. Stonehill (11/23/24)
--	Interceptions --
--	Pass Breakups --
--	Blocks --

#99 COLE WEBSTER

Season	Career
--	Total Tackles --
--	Solo Tackles --
--	Tackles for Loss --
--	Sacks --
--	Forced Fumbles --
--	Fumble Recoveries --
--	Interceptions --
--	Pass Breakups --
--	Blocks --

CAREER GAMES PLAYED / STARTED

Name	Career Games	Career Starts
Adeyi, Ayo	41	10
Alston, Isaiah	54	14
Bailey, Jacob	--	--
Barksdale, DJ	39	26
Barnett III, Alonza	29	26
Brown, Tyler	26	13
Bush, Immanuel	60	31
Bush, Kells	21	--
Bushong, Evan	12	--
Callen, Kai	--	--
Campbell, JaKobe	12	--
Coleman, Camden	18	14
Collins, Za'Ron	23	6
Concepcion, Arrion	--	--
Cotton Jr., DJ	19	--
Culp, Elijah	52	34
Cunningham, Parker	--	--
Davis, Brett	15	--
DeGennaro, Nick	55	38
Dippre, Lacota	26	14
Dye, Trashon	17	--
Eaglin, Justin	25	14
Ellis, Landon	38	27
Evans, JC	6	--
Ezeogu, Immanuel	14	--
Ferguson, Milt	--	--
Fique, Brandon	22	--
Flowe, KJ	25	--
Forest, Zicri	--	--
Fuller, Jordan	46	13
Gathers, Seth	--	--
Gilmore, Grayson	--	--
Gobaira, Aiden	13	1
Greenberg, Zach	44	41
Gurela, Ethan	--	--
Halbert, Miles	1	--
Hamill, Jackson	1	--
Harley, Chantz	34	--
Harris, Phillip	--	--
Harris-Lopez, Curtis	47	21
Hart, Griffin	14	--
Hendrick, Trent	48	31
Hnat, Brian	4	--
Hohenshelt, Jacob	--	--
Hollander, Stephen	5	--
Holmes, Kye	47	4
Holmes, Xavier	38	23
James, Jerald	--	--
Johnson, Lee	4	--
Kabasele, Kevin	6	--
Kendall, Blake	43	--
Kennard, Josiah	47	--
Ketcham, Logan	38	15
Knight, Wayne	37	24
Kouame-Yao, JT	56	6
Kyle, Logan	2	--
Leonard, Tre	3	--
Lipinski, Max	50	22
Lockett Jr., Terry	--	--
Lovelace, George	--	--
Maines, Wyatt	--	--
Malary, Jobi	41	5
McCarter, Jackson	3	--
McGill, TJ	28	13
McMullin, Mychal	29	--
McMurtrie, Pat	55	55
McNair, Cam	36	13
McWilliams, Roddrey	--	--
Miller, Chase	13	8
Mines, Jayden	30	--
Olford, Jamal	--	--
Pensyl, Chase	--	--
Pettaway, George	39	11
Phifer, Josh	27	3
Pogorelc, James	35	2
Post, Ryder	3	--
Prince, Joshua	1	--
Purdy, Cole	--	--
Rawls, Deacon	13	--
Rayner, JD	1	--
Rea, Patrick	32	--
Reed, Sani	--	--
Regan, Chase	26	--
Robell, Riley	18	11
Rodgers, Mekhi	42	22
Rosa, Cristiano	27	--
Sanchez, Jaylan	50	31
Schmidt, Turner	17	--
Scott, Michael	11	1
Seldon, Jamaree	--	--
Simmons, Joseph	28	13
Sluka, Matthew	52	40
Smith Jr., Jamarcus	--	--
Snyder, Jackson	1	--
Spinogatti, Drew	35	15
Studio, Jayden	14	5
Suarez, Morgan	38	--
Sweazie, Carter	33	22
Taddeo, Andrew	45	17
Thomas, Amar	35	14
Thomas, Jacob	49	38
Toner, Josh	45	14
VanSlyke, Andrew	--	--
Weathersby, Gannon	33	11
Webster, Cole	--	--
West, Sahir	15	13
Williams, Dylan	15	2
Willis, Ken	37	4
Wilson, Trent	13	1
Wisloski, Braeden	37	1

Game 1: James Madison 45, Weber State 10

	1	2	3	4	Score
Weber State	0	7	3	0	10
James Madison	14	14	3	14	45

Passing Leader: Alonza Barnett III (JMU): 14/22, 130, TD

Rushing Leader: George Pettaway (JMU): 10 att, 99 yds

Receiving Leader: Michael Scott (JMU): 4 rec, 48 yds

Tackles Leader: Trent Hendrick (JMU): 7 tkl, 1.0 TFL

Aug. 30, 2025 | Bridgeforth Stadium | Harrisonburg, Va. | Attendance: 24,965

Strong Rushing Attack Leads JMU Past Weber in Season Opener

HARRISONBURG, Va. – Running backs George Pettaway and Wayne Knight combined for 188 of James Madison's 313 rushing yards, as the Dukes opened the season with a 45-10 rout of Weber State on Saturday evening at Bridgeforth Stadium.

The Dukes (1-0) won their season opener for the sixth consecutive season while also improving to 4-0 all-time against the Wildcats (0-1).

The 313 team rushing yards were the most by JMU since moving up to the Football Bowl Subdivision in 2022 and its first 300-yard game since Sept. 4, 2021. JMU out-gained Weber by a 458-148 margin, as the visitors didn't cross 100 total yards until early in the fourth quarter.

Pettaway rushed for 99 yards on 10 carries, while Knight had a career-high 89 yards on seven attempts, highlighted by his career-long 59-yard touchdown run.

Three quarterbacks recorded touchdowns, including two apiece from Alonza Barnett III and Matthew Sluka. Barnett, making his return from a season-ending injury last November, threw for 130 yards and a touchdown while rushing for 30 more and a score. Sluka had 45 total yards, finding the end zone both on the ground and through the air. JC Evans also scored once on his lone rush to cap off the scoring.

Eight Dukes caught a pass, led by freshman receiver Michael Scott, who made four receptions for 38 yards. Isaiah Alston caught three passes for 31 yards and a touchdown, while Landon Ellis caught the team's other score after making a pair of grabs.

JMU's defense forced three turnovers, all on interceptions by safeties, while the special teams unit blocked a punt, resulting in a touchdown a few plays later. Linebacker Trent Hendrick led the way with seven and a tackle for loss, while Mychal McMullin made a career-high five tackles with a TFL. Safeties Tyler Brown and Kye Holmes each made four stops with their first career interceptions. Brown also broke up a pair of passes, while Jacob Thomas recorded his fourth-career interception.

For Weber, Jackson Gilkey was 10-for-24 for 84 passing yards with a touchdown and three interceptions. Zach Hrbacek ran for a team-high 39 yards on 12 carries. Noah Kjar caught Weber's lone touchdown on a 14-yard reception.

HOW IT HAPPENED

- JMU opened the scoring with 28 straight points, with both Barnett and Sluka providing two touchdowns each.
- Barnett made his return in style, taking his first drive 78 yards, capping it off with an 11-yard touchdown run, the ninth of his career.
- On his next drive, Barnett found Alston on a 20-yard touchdown pass to give JMU a 14-0 lead after one.
- Midway through the second, JMU drove down to the one, where Sluka walked in for his 40th career touchdown run.
- After a Chase Regan blocked punt, Sluka connected with Ellis on a 14-yard touchdown pass in the corner of the end zone.
- Weber scored after a takeaway late in the first half to make it 28-7 at the break.
- Teams traded field goals, making it 31-10 midway through the third.
- Knight electrified the crowd to start the fourth, rushing down the far sideline 59 yards to the house for the longest touchdown of his career.
- In the closing minutes, Evans closed the scoring with a five-yard touchdown for his second career rushing score.

GAME NOTES

- JMU out-rushed Weber by a 313 to 64, as the Dukes averaged 7.1 per carry.
- On third down, JMU converted 7-of-13 (54%) while the Wildcats to 3-of-14 (21%).
- JMU had 49 return yards over its three interceptions.
- JMU held possession for 32:27, as opposed to WSU's 27:33.
- JMU was 6-for-6 in the red zone, with five being touchdowns. Weber was also 1-for-1 in the red zone.
- Weber held an advantage in tackles for loss, leading 8-5.
- This is the second straight game that JMU has had multiple quarterbacks score a touchdown in the same game. Billy Atkins threw for one, while Evans had one rushing and one passing touchdown in the Boca Raton Bowl.



SCORING SUMMARY

1st	08:25	JMU	Barnett III 11 yd rush (Suarez kick)	
			10 plays, 78 yards, TOP 4:46	7-0
	00:46	JMU	Alston 20 yd pass from Barnett III (Suarez kick)	
			10 plays, 59 yards, TOP 5:16	14-0
2nd	07:12	JMU	Sluka 1 yd rush (Suarez kick)	
			10 plays, 57 yards, TOP 4:34	21-0
	03:36	JMU	Ellis 14 yd pass from Sluka (Suarez kick)	
			3 plays, 31 yards, TOP 0:39	28-0
	00:53	WSU	Kjar 14 yd pass from Gilkey (Calder kick)	
			2 plays, 21 yards, TOP 0:44	28-7
3rd	11:03	WSU	Calder 51 yd field goal	
			4 plays, 4 yards, TOP 1:00	28-10
	07:21	JMU	Suarez 38 yd field goal	
			8 plays, 56 yards, TOP 3:42	31-10
4th	14:51	JMU	Knight 59 yd rush (Suarez kick)	
			3 plays, 67 yards, TOP 1:02	38-10
	04:48	JMU	Evans 5 yd rush (Suarez kick)	
			1 play, 5 yards, TOP 0:06	45-10



Game 2: Louisville 28, James Madison 14

	1	2	3	4	Score
James Madison	7	0	7	0	14
Louisville	0	6	8	14	28

Passing Leader: Miller Moss (UL): 13/23, 151 yds, TD
Rushing Leader: Isaac Brown (UL): 12 att, 104 yds, TD
Receiving Leader: Chris Bell (UL): 4 rec, 83 yds, TD
Tackles Leader: T.J. Quinn (UL): 11 tkl, 1.0 sack

Sept. 5, 2025 | L&N Stadium | Louisville, Ky. | Attendance: 48,717

Late Touchdowns Down Dukes at Louisville

LOUISVILLE, Ky. – Louisville scored three unanswered touchdowns in the second half to hold off James Madison, 28-14, in a defensive slugfest on Friday night in front of 48,717 at L&N Stadium.

With the game tied at 14-14 entering the fourth quarter, Louisville (2-0) had a game-changing play with a strip sack in the end zone that was recovered by the Cardinals to give the hosts a 20-14 lead with 13 minutes remaining.

Following the Dukes' (1-1) touchdown to take a 14-6 lead, JMU punted three times, committed two turnovers and ended the game at Louisville's one-yard line.

JMU ran its most diverse offensive set in recent years, featuring quarterbacks Alonza Barnett III and Matthew Sluka. Barnett finished 15-of-25 for 102 yards and a touchdown, while Sluka rushed for 83 yards and his second score on the ground of the season.

George Pettaway, Jordan Fuller and Wayne Knight also split a combined 17 carries, accruing 64 rushing yards, led by Fuller's 31 yards.

Defensively, Gannon Weathersby had a career-high seven tackles with a sack, while Jacob Thomas made six stops with a strip sack and two breakups. Louisville's defense tallied six team sacks, as T.J. Quinn paced the UL defense with 11 tackles, one sack and one tackle for loss. Meanwhile, Clev Lubin totaled 10 stops to go along with 1.5 sacks and a 1.5 TFL.

Skip Ad

Miller Moss led the way for the Cardinal offense, throwing for 151 yards and a touchdown. Chris Bell made four catches for 83 receiving yards and a score, while Isaac Brown led the way on the ground with 104 rushing yards.



SCORING SUMMARY

1st	04:01	JMU	Dippre 3 yd pass from Barnett (Suarez kick)	
			11 plays, 39 yards, TOP 5:35	7-0
2nd	05:21	LOU	Ranvier 22 yd field goal	
			13 plays, 56 yards, TOP 5:58	7-3
	00:09	LOU	Ranvier 38 yd field goal	
			7 plays, 17 yards, TOP 1:33	7-6
3rd	10:10	JMU	Sluka 8 yd rush (Suarez kick)	
			9 plays, 75 yards, TOP 4:50	14-6
	08:37	LOU	Bell 64 yd pass from Moss (Moss rush)	
			4 plays, 75 yards, TOP 4:50	14-14
4th	13:05	LOU	Green 0 yd fumble recovery (PAT failed)	
				14-20
	03:31	LOU	Brown 78 yd rush (Collins pass)	
			2 plays, 81 yards, TOP 0:53	14-28

HOW IT HAPPENED

- JMU opened the scoring with four minutes left in the first, taking advantage of a fourth-down stop. Needing just 39 yards, JMU took a 7-0 lead, as Barnett found Lacota Dippre for his first career catch and score on a three-yard pass.
 - The Cardinals threatened to tie it in the second, but a third-down breakup in the end zone by Jacob Thomas forced UL to settle for a Cooper Ranvier 22-yard field goal, making it 7-3 with 5:21 to go before halftime.
 - After a short punt, the Cardinals trimmed the JMU lead to 7-6 at the break on a Ranvier 38-yard field goal.
 - Teams combined for 163 total yards of offense in the first half and 15 first downs, as JMU's defense recovered a fumble on a strip sack and made a fourth-down stop, while the UL defense also held once on fourth down.
 - Both teams traded 75-yard touchdown drives to open the second half. After Nick DeGennaro made a remarkable one-handed grab on fourth down, Sluka rushed up the middle two plays later for an eight-yard score to up the lead to 14-6.
 - Four plays later, Moss tied the game at 14-14 with 8:37 left in the third, finding Chris Bell for a 64-yard touchdown pass, followed by a two-point conversion on the ground.
 - Louisville took its first lead with 13 minutes to play, after Barnett was sacked in the end zone and AJ Green fell on the loose ball for a touchdown. The point after was no good, keeping the score 20-14 for the Cardinals.
 - The Cardinals added insurance with a 78-yard rushing touchdown from Brown followed by a successful two-point conversion to make it 28-14 with 3:31 left to play.
- Moving into Louisville territory at the 1:31 mark of the fourth, a pass deep down the right sideline by Sluka intended for Nick DeGennaro was intercepted by Jabari Mack. On their next possession, the Dukes drove down to the Cardinals' one-yard line, but time expired before getting one final snap off.

GAME NOTES

- Louisville edged James Madison in total yards, 264-263.
- The Cardinals were a perfect 2-for-2 in the red zone, while the Dukes finished 2-for-3.
- JMU managed to convert 1-of-3 fourth downs compared to 1-of-2 for Louisville.
- Yards after the catch heavily favored Louisville (124-63)
- JMU's defense held Louisville's offense to just 30 rushing yards until Brown's 78-yard rushing touchdown in the fourth.
- With its 7-6 lead at halftime, JMU has now led an ACC opponent at the half in each of the past three seasons.
- With the loss, JMU falls to 4-11 all-time against the ACC.



Game 3: James Madison 31, Liberty 13

	1	2	3	4	Score
James Madison	3	7	7	14	31
Liberty	3	7	3	0	13

Passing Leader: Alonza Barnett III (JMU): 17/25, 213 yds, TD, INT

Rushing Leader: Wayne Knight (JMU): 89 yds, TD

Receiving Leader: Jaylan Sanchez (JMU): 4 rec, 51 yds

Tackles Leader: Trent Hendrick (JMU): 6 tkl

Sept. 20, 2025 | Williams Stadium | Lynchburg, Va. | Attendance: 24,022

Big Second Half Propels JMU Past Liberty in Inaugural Battle of the Blue Ridge

LYNCHBURG, Va. – Down 13-10 midway through the third quarter, James Madison scored 21 unanswered points to come away with a 31-13 victory at Liberty in the inaugural Battle of the Blue Ridge matchup on Saturday afternoon at Williams Stadium.

JMU (2-1) outscored Liberty (1-3) by a 21-3 margin the second half, holding Liberty to only 92 yards over the final 30 minutes, and outgaining the Flames 440-233 in total. The Dukes rushed for 231 yards, led by Wayne Knight's 89 yards and his second touchdown of the year. Ayo Adeyi added 87 yards on 13 carries.

Alonza Barnett III accounted for three touchdowns, grabbing one through the air and a pair on the ground. He finished 17-of-25 for 213 passing yards while adding 45 yards in the run game to tally 258 total yards.

Jaylan Sanchez had his most efficient outing at JMU, as he caught a season-high four passes for 51 receiving yards. Landon Ellis caught his second touchdown of the season, finishing with three grabs for 40 yards.

For Liberty, Ethan Vasko, who was limited to just the first half due to injury, threw for 37 yards on 4-of-10 passing while adding 52 rushing yards and a score. Evan Dickens led the Flames with 67 rushing yards. Michael Merdinger took over signal-call duties in the second half, finishing 2-of-6 for 21 passing yards and 18 rushing yards.

Defensively, JMU limited Liberty to just 3.7 per play and produced three sacks, led by Aiden Gobaira, who registered the first two sacks of his career. Trent Hendrick had a team-high six tackles, while Xavier Holmes and Jacob Thomas each had five stops. Elijah Culp added four tackles and two pass breakups.

The victory marked JMU's 21st straight against an in-state opponent and the 100th all-time, dating back to 1972.



SCORING SUMMARY

1st	09:42	JMU	Suarez 39 yd field goal	
			12 plays, 54 yards, TOP 5:18	3-0
	04:55	LU	Billingsley 47 yd field goal	
			11 plays, 46 yards, TOP 4:47	3-3
2nd	05:34	LU	Vasko 2 yd rush (Billingsley kick)	
			10 plays, 74 yards, TOP 4:34	3-10
	01:19	JMU	Ellis 21 yd pass from Barnett (Suarez kick)	
			8 plays, 77 yards, TOP 4:07	10-10
3rd	08:06	LU	Billingsley 35 yd field goal	
			13 plays, 59 yards, TOP 6:54	10-13
	03:32	JMU	Knight 1 yd rush (Suarez kick)	
			9 plays, 81 yards, TOP 4:27	17-13
4th	11:07	JMU	Barnett 9 yd rush (Suarez kick)	
			11 plays, 67 yards, TOP 5:52	24-13
	02:31	JMU	Barnett 13 yd rush (Suarez kick)	
			8 plays, 68 yards, TOP 4:05	31-13

HOW IT HAPPENED

- Teams traded field goals on their respective opening drives, as Morgan Suarez knocked down a 39-yard field goal, while Jay Billingsley answered with a 47-yarder to knot the game at 3-3 with just under five minutes to play in the first.
- JMU out-gained Liberty 120-46 in the opening frame, but its second drive was thwarted in the red zone on the final play of the first on a Liberty interception in the end zone.
- Liberty took its first lead with 5:34 to play in the half, as Vasko converted a fourth down to get in the red zone and scored two plays later from two yards out to give the hosts a 10-3 lead.
- JMU answered back in the closing minutes of the half, as Barnett guided the Dukes on a 77-yard drive, capped off by a 21-yard touchdown strike to Ellis for his second receiving score of the year. That tied the game at 10 apiece heading into the half.
- JMU held a 213-141 lead in total offense in the first half, including a 110-37 margin in the pass game.
- Liberty opened the second half with nearly a seven-minute drive, aided by JMU penalties, and regained the lead at 13-10 on a 35-yard field goal from Billingsley.
- JMU retook the lead on the ensuing possession. Barnett connected with Lacota Dippre and Nick DeGennaro on consecutive passes to tally 61 yards through the air, and Knight finished off the drive with a one-yard scamper, giving JMU a 17-13 lead with 3:32 to go in the third.
- After a stop, JMU found the end zone again, as the trio of Barnett, Knight and Adeyi moved the Dukes downfield in a hurry, leading to Barnett's nine-yard touchdown run. That put JMU up 24-13 with 11:07 to play.
- JMU extended their lead to 18 with a 13-yard touchdown rush from Barnett with 2:31 remaining, moving the score to 31-13 and pushing the contest out of reach for the Flames.

GAME NOTES

- JMU out-gained Liberty 213-75 through the air and 227-158 in the run game.
- On third down, JMU was 6-of-10, while Liberty was 3-of-14.
- JMU produced 24 first downs, as opposed to LU's 16.
- JMU's offensive line did not give up a sack, and LU only tallied two tackles for loss all day.
- Lacota Dippre turned in a career-long 36-yard catch in the third quarter, which was longer than his career receiving yards. He finished with two catches for a career-best 43 receiving yards.
- JMU is now 3-0 all-time against Conference USA opponents, having also beaten Middle Tennessee in the 2022 season opener and Western Kentucky in the 2024 Boca Raton Bowl.
- The Dukes also moved to 13-6 all-time against Liberty and 7-2 in Lynchburg.



Game 4: James Madison 35, Georgia Southern 10

	1	2	3	4	Score
Georgia Southern	0	3	7	0	10
James Madison	7	14	14	0	35

Passing Leader: Alonza Barnett III (JMU): 11/22, 148 yds, TD
Rushing Leader: Wayne Knight (JMU): 151 yds, TD
Receiving Leader: Lacota Dippre (JMU): 2 rec, 42 yds, TD
Tackles Leader: Trent Hendrick (JMU): 11 tkl, 3.0 sacks, FF, PBU

Sept. 27, 2025 | Bridgeforth Stadium | Harrisonburg, Va. | Attendance: 25,029

Record-Setting Ground Performance Lifts JMU Past Georgia Southern

HARRISONBURG, Va. – James Madison set its rushing record against an FBS opponent, piling up 331 yards on the ground to cruise past Georgia Southern, 35-10, in front of a sold-out Family Weekend crowd Saturday afternoon at Bridgeforth Stadium.

The Dukes (3-1, 1-0 Sun Belt) turned in their second 300-yard rushing game of the year, joining the 313 they tallied in the season opener versus Weber State. The ground attack allowed JMU to surge to a 21-3 halftime lead and it never led by fewer than 25 down the stretch to earn its third all-time win against the Eagles (2-3, 0-1 Sun Belt).

Wayne Knight ran for a career-high 151 yards and a touchdown, averaging 7.9 per carry. Jordan Fuller also turned in his eighth career 100-yard game, as he rushed for 137 yards and a score. As a team, JMU produced 6.2 yards per rush and out-gained GS by a 479-192 margin in total offense.

Alonza Barnett III threw 148 yards and a touchdown while rushing for 32 more and a score on the ground. It's the third time in four starts he's found the end zone both through the air and on the ground this season.

Knight was also JMU's leading pass catcher, making four grabs for 35 yards, as he finished with a career-best 199 all-purpose yards. Lacota Dippre also caught a pair of passes for 42 yards and his second touchdown, while Nick DeGennaro and Landon Ellis each contributed two receptions.

Defensively, JMU shut down Georgia Southern's offense for the most part, limiting the Eagles to 3.8 yards per play and only 27 rushing yards (1.0 per carry), due in large to JMU's seven sacks.

Trent Hendrick led the way with a career-high three sacks while matching his career best with 11 total tackles (eight solo). He also forced a fumble and broke up a pass. Tyler Brown accrued a career-high six tackles, while Gannon Weathersby and Amar Thomas each had four stops with a TFL, including a Thomas sack. Immanuel Bush and Sahir West also produced 1.5 tackles for loss and a sack.

The 10 team TFL and seven sacks were both season highs for JMU.

For Georgia Southern, JC French IV finished 14-of-24 for 165 yards and a touchdown, while David Mbadinga produced 14 of the Eagles' 27 rushing yards. Wide receiver Camden Brown registered his second straight 100-yard game with 111 receiving yards on five catches.

HOW IT HAPPENED

- Knight opened the scoring midway through the first, bouncing off a wall of defenders and hitting a seam outside for a 40-yard touchdown to put JMU up 7-0.
- JMU nearly doubled its lead, but a holding penalty negated the score. A missed JMU field goal kept the score at 7-0 heading into the second.
- On the ensuing JMU possession, JMU rushed for 44 of the 57 yards needed, as Barnett kept it and ran it in from four yards out for his 12th career rushing touchdown and a 14-0 JMU lead.
- A fourth-down conversion and 30-yard completion set up GS's first score, as Tripp Bryant knocked down a 26-yard field goal to make it 14-3 with 4:15 remaining in the half.
- JMU immediately responded with its first kickoff return for a score this year, as Curtis Harris-Lopez took it 88 yards to the house to extend the lead to 21-3 heading into halftime.
- The Dukes opened the second half with their first passing score, as Barnett converted a third-and-long to Dippre from 17 yards out to move the lead to 28-3.
- Fuller found the end zone for the first time at JMU and for the 47th time in his illustrious career, going 26 yards down the JMU sideline for the score. Georgia Southern came back with its first touchdown drive, as French threw a 12-yard strike to make it 35-10 heading into the fourth and cap the scoring.

GAME NOTES

- Saturday's rushing performance marked the first time since April 24, 2021, that JMU had a pair of 100-yard rushers. The duo of Jawon Hamilton (171) and Percy Agyei-Obese (110) each crossed 100 against VMI in the first round of the 2020 FCS Playoffs.
- After registering just six sacks over its first three games, JMU produced seven sacks on the day, including the first career sacks for both Immanuel Ezeogu and West.
- The kickoff return for a touchdown was the second of Harris-Lopez's career and his first at JMU. It was also the 20th kickoff return for a score in the program's history.
- Twenty-seven rushing yards are the fewest by Georgia Southern since being held to 12 by the Dukes on Oct. 15, 2022.
- The game featured no turnovers for either team.
- JMU dominated time of possession by a margin of 35:50 to 24:10.
- JMU didn't allow a sack for the second-straight week.
- JMU was 8-for-13 (.615) on third down while limiting GS to just 4-for-14 (.286).
- The Dukes scored touchdowns on both of their red-zone trips, while the Eagles were stopped once in the red zone on fourth down, finishing 2-for-3.



SCORING SUMMARY

1st	07:23	JMU	Knight 40 yd rush (Suarez kick)	
			5 plays, 72 yards, TOP 2:19	7-0
2nd	09:15	JMU	Barnett 4 yd rush (Suarez kick)	
			9 plays, 57 yards, TOP 4:08	14-0
	04:15	GS	Bryant 26 yd field goal	
			11 plays, 68 yards, TOP 5:00	14-3
	04:01	JMU	Harris-Lopez 88 yd kickoff return (Suarez kick)	
				21-3
3rd	08:59	JMU	Dippre 17 yd pass from Barnett (Suarez kick)	
			10 plays, 67 yards, TOP 5:51	28-3
	01:57	JMU	Fuller 26 yd rush (Suarez kick)	
			8 plays, 80 yards, TOP 4:24	35-3
	00:40	GS	Bradshaw 12 yd pass from French (Bryant kick)	
			3 plays, 75 yards, TOP 1:17	35-10



Game 5: James Madison 14, Georgia State 7

	1	2	3	4	Score
James Madison	0	0	7	7	14
Georgia State	7	0	0	0	7

Passing Leader: TJ Finley (GSU): 19/28, 198 yds, TD

Rushing Leader: Jordan Fuller (JMU): 18 att, 94 yds

Receiving Leader: Camden Overton-Howard (GSU): 7 rec, 65 yds, TD

Tackles Leader: Josiah Robinson (GSU): 11 tkl, PBU

Oct. 4, 2025 | Center Parc Stadium | Atlanta, Ga. | Attendance: 19,256

JMU Holds Off Georgia State With Second-Half Effort

ATLANTA – The James Madison defense posted a shutout over the final three quarters while the offense broke through with a pair of rushing touchdowns in the second half for a 14-7 victory over Georgia State on Saturday afternoon at Center Parc Stadium.

The Dukes were held scoreless in the first half but responded in the second with 14 unanswered points, with Wayne Knight punching in the go-ahead touchdown with 9:50 remaining in the contest. After being out-gained 164-145 in the first two quarters, JMU flipped the script in the second half, holding a 140-85 yards advantage in the second half.

The JMU (4-1, 2-0 Sun Belt) defense was especially stingy in the final two quarters, holding the Panthers (1-4, 0-1 Sun Belt) to -1 yards on the ground and producing two sacks.

JMU improved to 5-0 in the all-time series versus GSU and has limited the Panthers to seven points in each of the last two meetings.

Jordan Fuller led the Dukes with 94 rushing yards on 18 carries, while Wayne Knight ran for 85 yards and a touchdown while returning four punts for 50 yards. Adding in 10 receiving yards on three catches, Knight finished the day with 145 all-purpose yards.

Alonza Barnett finished 11-of-22 for 74 passing yards while rushing for a score.

Lacota Dippre had a career day on offense, making a career-high three catches for 19 receiving yards while also rushing for 31 yards on a pair of fake punts, finishing with 50 total yards.

Gannon Weathersby made a career-high nine stops, while Trent Hendrick and Jordan Thomas each came away with eight tackles. Aiden Gobaira notched 1.5 tackles for loss, notching his third consecutive game with a TFL. Xavier Holmes recorded his first sack of the season, a 12-yard loss to push the Panthers back on their side of the 50.

For GSU, Finley connected on 19-of-28 passes and connected with Camden Overton-Howard for a 19-yard touchdown in the first quarter for the Panthers' only score of the game. Overton-Howard finished with a game-best seven catches for 65 yards, while Ted Hurst accrued 60 yards on three grabs.

Javon Robinson paced Georgia State's defense with 11 tackles and a break-up. Jaylen Jones made nine stops, while Bishop Thomas recorded the Panthers' lone sack of the afternoon.

HOW IT HAPPENED

- GSU struck first, taking advantage of multiple down-field penalties to set up a 19-yard pass from Finley to Camden Overton-Howard for the game's opening score with just over four minutes remaining in the first.
- GSU out-gained JMU 104-47 in the opening period.
- Lacota Dippre converted first downs for JMU off back-to-back fake punts, gaining eight and 23 yards, respectively, on his direct snaps. The Dukes drove into the red zone but were stopped on fourth down to keep the score 7-0 for GSU.
- JMU was shut out in the first half for the first time since the opening half at Georgia Southern on Oct. 19, 2024, as GSU took a 7-0 lead into the break.
- After a Xavier Holmes sack to open the second half, JMU quickly raced down the field, as Knight's 22-yard run down to the one set up Barnett's fifth rushing score of the year. That made it a 7-7 ballgame with 6:50 to play in the quarter, as the score would remain unchanged heading into the fourth.
- Following another sack and stop, JMU was driving to take the lead, but a third-down sack gave the ball back to GSU with 12:30 to play.
- GSU nearly had a long pass, but a drop forced another punt for the hosts, and Knight returned the ensuing punt 22 yards to the Panther 28, JMU's best starting field position of the game.
- Fuller moved JMU inside the 10 and Knight finished off the four-play drive with a nine-yard touchdown, giving JMU its first lead of the day, at 14-7, with 9:50 to play. That was Knight's fourth rushing score of the year.
- Trailing 14-7 with 3:59 remaining, Georgia State had an opportunity to respond as it started its final drive at the Panthers' 19-yard line. After picking up a first down, GSU committed three false starts, ultimately resulting in a fourth-and-18 that it was unable to convert, giving the ball to the Dukes with 1:49 to go.
- JMU managed to get one final first down thanks to the Panthers jumping offsides on fourth down, allowing the Dukes to run the clock out for the win.

GAME NOTES

- JMU held a 285-249 advantage in total yards, including a lopsided 211-37 effort on the ground.
- The Dukes went 4-for-14 (.286) on third downs compared to GSU's 7-for-15 (.467) mark.
- Alonza Barnett III moved into the JMU career top 10 for completions, as he now sits 10th with 285 completions. He passed both Jordan McCloud (2023) and Justin Thorpe (2008-12), who both tallied 281 while at JMU.
- With his third-quarter PAT, Morgan Suarez moved to 100/100 on career extra points.
- JMU moved to 5-0 all-time against Georgia State and 2-0 in Atlanta.



SCORING SUMMARY

1st	04:03	GSU	Overton-Howard 19 yd pass from Finley (McAlister kick)	
			6 plays, 71 yards, TOP 3:24	0-7
3rd	06:50	JMU	Barnett 1 yd rush (Suarez kick)	
			8 plays, 85 yards, TOP 3:27	7-7
4th	09:50	JMU	Knight 9 yd rush (Suarez kick)	
			4 plays, 28 yards, TOP 1:43	14-7



Game 6: James Madison 24, Louisiana 14

	1	2	3	4	Score
Louisiana	0	14	0	0	14
James Madison	0	7	7	10	24

Passing Leader: Alonza Barnett III (JMU): 26/40, 290 yds, 3 TD, INT

Rushing Leader: Wayne Knight (JMU): 20 att, 111 yds

Receiving Leader: Landon Ellis (JMU): 6 rec, 120 yds, 3 TD

Tackles Leader: Jaden Dugger (UL): 12 tkl, 2 PBU

Oct. 11, 2025 | Bridgeforth Stadium | Harrisonburg, Va. | Attendance: 25,128

Ellis Scores Three Times, Defense Posts Another Second-Half Shutout to Beat Cajuns

HARRISONBURG, Va. – Landon Ellis scored a career-high three touchdowns, and James Madison used another second-half defensive shutout to down Louisiana, 24-14, on Saturday afternoon at Bridgeforth Stadium.

Trailing 14-7 at halftime, the Dukes (5-1, 3-0 Sun Belt) scored 17 unanswered points, outgaining the Ragin' Cajuns (2-4, 1-1 Sun Belt) 227-59 over the final two quarters. Tied at 14 entering the fourth, JMU took advantage of a short field, needing just 25 yards to take its first lead, at 21-14, with 12:33 to play.

JMU's defense held Louisiana to eight three-and-outs, including three down the stretch, allowing the Dukes to extend the lead to 24-14 on a Morgan Suarez 24-yard field goal with three minutes to play. Louisiana nearly cut it back to a single score, but a Jacob Thomas toe-tapper interception on a tipped pass with 1:41 to play sealed the victory.

With the win, JMU becomes the first Sun Belt Conference team to start 5-1 in four consecutive seasons, and first in league history to hold teams to under 300 yards in six straight games.

Alonza Barnett III recorded season highs in passing yards (290) and touchdowns (3), going 26-for-40 through the air while adding 28 yards on the ground. Ellis' 120 yards on six catches were the most receiving yards by a Duke this season, while his three receiving scores were the most for a JMU player since the 2023 regular-season finale. Braeden Wisloski also had a career day, making seven catches for 69 receiving yards.

Wayne Knight surpassed the century mark for the second time this is season, rushing for 111 yards on 20 carries (5.6 avg). He also caught five passes or 23 yards and added 39 punt return yards to account for 173 all-purpose yards. JMU ran for 187 as a team, averaging 4.6 per rush, as Jordan Fuller added 50 yards on the ground.

Louisiana took a 14-7 lead due in large to 218 yards and a pair of long touchdown drives in the second quarter. After the break, JMU's defense shut down the Cajuns, allowing just 59 total yards with a clean sheet on the scoreboard, as the Dukes held Louisiana to just 288 yards of total offense.

Elijah Culp and Tyler Brown each led the JMU defense with career highs of eight tackles apiece, while Brown added a half tackle for loss, which aided in goal-line standing UL's offense at the end of the second quarter. Sahir West also had a career-best six tackles with 1.5 TFL and a sack, and both Jacob Thomas and Trent Hendrick added five stops, as Thomas' interception late was the fifth of his career.

For Louisiana, Lunch Winfield was 14-of-28 for 243 passing yards and two touchdowns with an interception. He also led the Cajuns with 23 rushing yards on 15 carries. Bill Davis had just 21 yards on the ground, as UL was held to 1.6 yards per rush and 45 total rushing yards. Robert Williams also made five grabs for a game-high 134 receiving yards.

Jaden Dugger led all players with 12 tackles and two breakups, while Tyree Skipper added nine tackles and a forced fumble.

HOW IT HAPPENED

- Both teams had a pair of possessions in the opening stanza with no points on the board despite a 133-11 yards advantage for JMU. UL went three-and-out twice, while JMU lost a fumble and had a turnover on downs in the red zone.
- After being held to 19 yards and a trio of three-and-outs, Louisiana finally found a rhythm, using a deep pass and multiple penalties to find the end zone on a Winfield five-yard pass to Brock Chappell with 8:28 remaining in the half.
- After a Justin Eaglin block on a field goal, Knight broke free for a 49-yard run, and Barnett found Landon Ellis on a four-yard strike to tie the game at 7-7 with 4:47 left in the second.
- After not converting on its first four third-down tries, Louisiana broke through with a 69-yard touchdown pass by Winfield to Dale Martin to make it 14-7 for the Cajuns just over a minute later. It was UL's longest pass play of the year.
- UL nearly doubled the lead on the final play of the half, but Tyler Brown and Mychal McMullin stuffed the rush, keeping it 14-7 heading into the locker room.
- On the first play of the second half, Barnett connected with Ellis on a double-reverse pass for a 62-yard touchdown, tying the game at 14 apiece.
- After a shanked punt by Louisiana, JMU started on the plus-25 and took its first lead early in the fourth, at 21-14, six plays later, as Barnett connected on a four-yard strike in the back of the end zone to Ellis.
- Suarez tacked on a 24-yard field goal with just over three minutes to go, before Thomas capped off the defense's second-half prowess with his second pick of the year on a tip in the end zone.

GAME NOTES

- Saturday's matchup was the inaugural meeting between JMU and Louisiana, as the Dukes have now played all other 13 teams since joining the Sun Belt in 2022.
- JMU's 62-yard touchdown pass to open the third was the longest pass play of the season for JMU and a career-long catch for Ellis.
- The Dukes recorded their third blocked kick of the year, as Justin Eaglin got his hands on a first-half field goal.
- With his 111 rushing yards, Wayne Knight eclipsed 1,000 career rushing yards (1,001).
- Ellis became the eighth player in JMU history to record at least three receiving touchdowns in a game, as Dukes have combined for 12, dating back to 1981.
- JMU held a sizable lead in total offense, out-gained UL by a 477-288 margin.
- JMU was 8-of-17 on third down, while UL was just 3-of-14.
- JMU was able to pull out the win despite turning the ball over three times, to UL's one. Louisiana scored zero points off those three takeaways.
- JMU ran 24 more plays than Louisiana, holding an 81-57 plays advantage.
- JMU has now recorded victories against six of the seven Sun Belt West Division teams, as ULM (2024) is the only team from the opposite division to beat JMU through the initial meetings since the 2022 season.



SCORING SUMMARY

2nd	08:33	UL	Chappell 5 yd pass from Winfield (Sterner kick)	
			6 plays, 80 yards, TOP 4:02	0-7
	04:47	JMU	Ellis 4 yd pass from Barnett (Suarez kick)	
			5 plays, 60 yards, TOP 2:01	7-7
	03:16	UL	Martin 69 yd pass from Winfield (Sterner kick)	
			3 plays, 75 yards, TOP 1:31	7-14
3rd	14:46	JMU	Ellis 62 yd pass from Barnett (Suarez kick)	
			1 play, 62 yards, TOP 0:09	14-14
4th	12:33	JMU	Ellis 4 yd pass from Barnett (Suarez kick)	
			6 plays, 25 yards, TOP 2:31	21-14
	03:05	JMU	Suarez 24 yd field goal	
			7 plays, 51 yards, TOP 3:03	24-14



Game 7: James Madison 63, Old Dominion 27

	1	2	3	4	Score
Old Dominion	20	7	0	0	27
James Madison	14	14	21	14	63

Passing Leader: Alonza Barnett III (JMU): 17/25, 295 yds, 2 TD

Rushing Leader: Alonza Barnett III (JMU): 17 att, 153 yds, 4 TD

Receiving Leader: Tre Brown (ODU): 4 rec, 138 yds, 2 TD

Tackles Leader: Jerome Carter (ODU): 12 tkl, 1.0 TFL

Oct. 18, 2025 | Bridgeforth Stadium | Harrisonburg, Va. | Attendance: 25,232

Barnett Scores Six Times, Dukes Roll Past ODU on Homecoming

HARRISONBURG, Va. – James Madison football scored 42 unanswered points and forced three second-half turnovers while Alonza Barnett III accounted for six touchdowns in a dominant 63-27 Homecoming victory over Old Dominion in Sun Belt Conference action on Saturday in front of a sold-out Bridgeforth Stadium.

The Dukes' (6-1, 4-0 Sun Belt) defense set the tone in the second half, holding the Monarchs (4-3, 1-2 Sun Belt) to 10 total yards on 21 plays and limiting them to a single first down. Additionally, JMU has now posted three consecutive second-half shutouts and has yet to allow a single team to gain 300 yards, as ODU was held to 285.

JMU trailed ODU 27-21 in the second quarter before reeling off six consecutive scoring drives over the final two-plus quarters. During that stretch, ODU's final eight offensive drives resulted in five three-and-outs, two interceptions, one turnover on downs and a muffed punt on special teams.

The Dukes, who gained a season-best 624 yards, which also tied the program record for most yards ever allowed by any ODU team, scored touchdowns on nine of their first 13 drives.

JMU's offense was fueled by six Barnett touchdowns, which included two through the air and a career-high four on the ground. His totaled 448 total yards, completing 17 of 25 for 295 yards while rushing for a career-high 153 yards on 9.0 yards per carry.

Wayne Knight aided the run game with 74 rushing yards on 12 carries while making a pair of catches for 27 yards. JMU finished the game with 311 rushing yards, averaging 5.9 per rush. It marked JMU's third 300-yard rushing performance of the season.

Nick DeGennaro made three receptions for 106 yards and two touchdowns, as he found the end zone for the first time at JMU. It was his fifth career 100-yard game and his first multi-TD game since 2023. Landon Ellis led all players with six receptions for 97 yards, while Za'Ron Collins recorded his first JMU touchdown with an incredible 18-yard catch to cap the game's scoring.

Defensively, Tyler Brown tied his career high with eight tackles, while Jacob Thomas made seven stops with a sack. Aiden Gobaira had a career-best five total stops, while Justin Eaglin recorded two interceptions and a breakup for a career-high three passes defended. Elijah Culp also added 1.5 tackles for loss and a forced fumble.

For ODU, Colton Joseph was 13 of 21 for 209 yards and three touchdowns with a pair of interceptions. Tre Brown led the game with 138 receiving yards on four catches, highlighted by an ODU-record 98-yard touchdown catch. Devin Roche had a team-best 34 rushing yards, while Joseph was held to just four rushing yards after entering the game leading the SBC in yards per carry.

HOW IT HAPPENED

- After ODU took the early lead off a fumble recovery on the opening kickoff, JMU responded on the ensuing possession as Barnett took it 58 yards to the house for his longest career run to tie it at 7-7.
- Pinned at its own two, Joseph connected with Brown for the 98-yard touchdown, which also was the longest player ever allowed by JMU. The Dukes once again tied it two plays later on a 65-yard pitch-and-catch from Barnett to DeGennaro.
- ODU took a 20-13 lead after one following an 11-yard strike to Brown for his second score.
- JMU took its first lead, at 21-20, three minutes into the second on a DeGennaro seven-yard catch to cap off a seven-play, 75-yard drive. ODU came right back with a 16-yard touchdown from Joseph to Dawson Johnson for his first career score to make it 27-21 for the visitors.
- JMU ended the half with a Jordan Fuller two-yard touchdown to take a 28-27 halftime lead. That score gave the JMU the lead for good.
- After Eaglin intercepted a pass on the opening play of the second half, Knight ran it in from 13 yards out to make it 35-27. After another stop, Barnett recorded his first of three straight rushing-touchdown drives on a six-yard scamper to make it 42-27. He later scored from three yards out to extend the lead to 49-27 after three.
- In the fourth, he added an eight-yard touchdown run to complete his six-touchdown day, and JMU closed the game with Collins' 18-yard touchdown catch from Matthew Sluka.

GAME NOTES

- JMU out-gained Old Dominion 624-285, which included an overwhelming 258-10 margin in the second half.
- JMU finished a remarkable 12-of-16 on third down, while the Monarch were 4-of-11 (1-of-6 in second half).
- JMU had a lopsided lead in time of possession, at 41:26 to 18:34. JMU also ran the ball 53 times, while ODU had just 50 total plays.
- JMU cashed in on all seven red-zone trips, while ODU was two for two.
- JMU also scored 21 points off its three takeaways.
- Barnett's four rushing touchdowns ranked tied for the third-most in JMU single-game history and were the most by any Duke since 1999 when Curtis Keaton had five against UConn on Nov. 23. He's also the second QB to achieve the feat, joining Mike Cawley, who had four against UConn in 1994.
- His 448 yards of total offense were the seventh most by a JMU player in school history.
- Eaglin, who had his first multi-interception game, became the first JMU player to do so since Sept. 21, 2024, when Terrence Spence had a pair at North Carolina.
- The 63 points were the most ever scored by JMU in the Old Dominion series and were also the most ever against a Sun Belt opponent, besting its 56 at Coastal Carolina on Nov. 25, 2023.
- The 90 total points marked the highest-scoring game in the six-game history of JMU and ODU.
- JMU also moved to 4-2 all-time against the Monarchs, having won each meeting since moving up to the FBS.



SCORING SUMMARY

1st	14:54	ODU	Struck 2 yd fumble recovery (Callaghan kick)	0-7
	12:23	JMU	Barnett 58 yd rush (Suarez kick)	7-7
	03:56	ODU	Brown 98 yd pass from Joseph (Callaghan kick)	7-14
	03:05	JMU	DeGennaro 65 yd pass from Barnett (Suarez kick)	14-14
	00:19	ODU	Brown 11 yd pass from Joseph (missed PAT)	14-20
2nd	12:00	JMU	DeGennaro 7 yd pass from Barnett (Suarez kick)	21-20
	06:49	ODU	Johnson 16 yd pass from Joseph (Callaghan kick)	21-27
	01:57	JMU	Fuller 2 yd rush (Suarez kick)	28-27
3rd	10:49	JMU	Knight 13 yd rush (Suarez kick)	35-27
	03:57	JMU	Barnett 6 yd rush (Suarez kick)	42-27
	00:30	JMU	Barnett 3 yd rush (Suarez kick)	49-27
4th	12:28	JMU	Barnett 8 yd rush (Suarez kick)	56-27
	02:57	JMU	Collins 18 yd pass from Sluka (Suarez kick)	63-27



Game 8: James Madison 52, Texas State 20

	1	2	3	4	Score
James Madison	14	14	21	3	52
Texas State	0	20	0	0	20

Passing Leader: Alonza Barnett III (JMU): 12/18, 264 yds, 4 TD, INT

Rushing Leader: Alonza Barnett III (JMU): 10 att, 98 yds, TD

Receiving Leader: Nick DeGennaro (JMU): 3 rec, 101 yds, 2 TD

Tackles Leader: Trent Hendrick (JMU): 10 tkl

Oct. 28, 2025 | UFCU Stadium | San Marcos, Texas | Attendance: 17,363

Dukes Win Sixth Straight, Down Bobcats 52-20

SAN MARCOS, Texas – Behind another explosive performance by the offense and a three-takeaway evening by the defense, James Madison reeled off its sixth straight win, upending Texas State, 52-20, on Tuesday night at UFCU Stadium.

The Dukes (7-1, 5-0 Sun Belt) registered their second straight game over the half-century points mark to remain atop the Sun Belt Conference East Division standings. The loss for Texas State (3-5, 0-4 Sun Belt) was the host's fourth in a row, as JMU improved to 2-0 all-time against the Bobcats.

Alonza Barnett III scored five touchdowns and accrued 362 total yards to pace the offense. The signal caller finished 12-of-18 for 264 passing yards and four touchdowns while rushing for 98 yards and a score on just 10 carries.

Nick DeGennaro turned in his second consecutive 100-yard game, as he finished with three catches for 101 receiving yards and two touchdowns, which included a career-long, 76-yard grab.

Wayne Knight combined for over 100 yards, as he ran for 48 yards and made two catches for 69 receiving yards, which included a 57-yard pitch-and-catch. Jordan Fuller also ran for two scores, reaching 46 yards on the ground. Two days removed from National Tight Ends Day, Josh Phifer and Logan Kyle each scored touchdowns through the air.

On the defensive end, DJ Barksdale, Justin Eaglin and Xavier Holmes all came away with interceptions. Trent Hendrick and Tyler Brown tied for the team lead in total tackles with eight, while Andrew Taddeo finished with two sacks in the win.

JMU led 28-20 at the break before forcing back-to-back interceptions while scoring 21 in the third to pull away.

JMU out-gained Texas State by a 511-352 margin, including 236-74 in the second half, as the Dukes posted their fourth consecutive second-half shutout against a Sun Belt opponent.

For Texas State, Brad Jackson was 18-of-32 for 230 passing yards and a touchdown with three interceptions. He also rushed for 43 yards and a score.

HOW IT HAPPENED

- Braeden Wisloski set up JMU's first score with a 26-yard catch on a screen, as Barnett found DeGennaro on a six-yard touchdown pass just before the midway point of the first.
- After a three-and-out, JMU doubled its lead to 14-0, as a career-long, 57-yard reception by Knight set up Fuller's third rushing score of the season from eight yards out.
- After an interception, TXST cut into the lead two plays into the second on a 14-yard touchdown pass to Mavin Anderson.
- JMU regained a two-score lead on Fuller's second touchdown of the night to cap off a 75-yard drive early in the second.
- After a Tyler Robles 35-yard field goal, Barnett used a 51-yard run and a 14-yard touchdown strike to Josh Phifer to extend the lead to 28-10.
- TXST trimmed JMU's lead to 28-20 at the break on a Jackson three-yard touchdown and a Robles 36-yard field goal.
- Out of the break, JMU recaptured a three-score lead with a pair of touchdowns with a takeaway in between.
- On the second play of the third, Barnett went deep and connected with DeGennaro on a 76-yard bomb, which was a career-long pass and catch for both the QB and receiver. After a 42-yard return on Justin Eaglin's third interception of the year, Barnett found a wide-open Logan Kyle for the score, making it 42-20.
- An Xavier Holmes interception on the ensuing drive set up Barnett's fifth of the night, as he scampered in from four yards out to make it 49-20 after three.
- Early in the fourth, Morgan Suarez knocked down his fourth field goal of the year, a 31-yarder, extending the lead to 52-20.

GAME NOTES

- The game-opening interception by Barksdale was his first of the season and the third of his career.
- Fuller now has 13 multi-touchdown games in his career.
- The first half featured 553 combined yards, as TXST used a late surge in the second to out-gain JMU, 278-275.
- It was JMU's second straight game forcing three turnovers, and the third time this season, tying a season high.
- In JMU's two games against TXST, it has outscored the Bobcats by a 92-33 margin after winning 40-13 in 2022.



SCORING SUMMARY

1st	07:49	JMU	DeGennaro 6 yd pass from Barnett (Suarez kick)	
			6 plays, 50 yards, TOP 3:41	7-0
	04:16	JMU	Fuller 8 yd rush (Suarez kick)	
			2 plays, 65 yards, TOP 0:49	14-0
2nd	14:34	TXST	Anderson 14 yd pass from Jackson (Robles kick)	
			4 plays, 24 yards, TOP 1:11	14-7
	09:45	JMU	Fuller 3 yd rush (Suarez kick)	
			9 plays, 75 yards, TOP 4:49	21-7
	06:00	TXST	Robles 35 yd field goal	
			10 plays, 58 yards, TOP 3:45	21-10
	04:45	JMU	Phifer 14 yd pass from Barnett (Suarez kick)	
			3 plays, 75 yards, TOP 1:15	28-10
	01:37	TXST	Jackson 3 yd rush (Robles kick)	
			10 plays, 75 yards, TOP 3:02	28-17
	00:00	TXST	Robles 36 yd field goal	
			7 plays, 55 yards, TOP 0:41	28-20
3rd	14:13	JMU	DeGennaro 76 yd pass from Barnett (Suarez kick)	
			2 plays, 75 yards, TOP 0:47	35-20
	09:50	JMU	Kyle 5 yd pass from Barnett (Suarez kick)	
			6 plays, 25 yards, TOP 3:02	42-20
	06:43	JMU	Barnett 2 yd rush (Suarez kick)	
			6 plays, 35 yards, TOP 2:28	49-20
4th	13:27	JMU	Suarez 31 yd field goal	
			10 plays, 41 yards, TOP 6:44	52-20



Game 9: James Madison 35, Marshall 23

	1	2	3	4	Score
James Madison	7	14	7	7	35
Marshall	0	12	8	3	23

Passing Leader: Alonza Barnett III (JMU): 17/25, 295 yds, 2 TD

Rushing Leader: Alonza Barnett III (JMU): 17 att, 153 yds, 4 TD

Receiving Leader: Tre Brown (ODU): 4 rec, 138 yds, 2 TD

Tackles Leader: Jerome Carter (ODU): 12 tkl, 1.0 TFL

Nov. 8, 2025 | Joan C. Edwards Stadium | Huntington, W.Va. | Attendance: 26,727

JMU Hangs On For 35-23 Road Win at Marshall

HUNTINGTON, W.Va. – Alonza Barnett III threw for 270 passing yards and three touchdowns, as James Madison football held off a second-half push from Marshall to win, 35-23, on Saturday afternoon at Joan C. Edwards Stadium.

JMU (8-1, 6-0 Sun Belt) held a 28-12 second-half lead before Marshall (4-5, 2-3 SBC) trimmed the lead to 28-23 on a touchdown following a fake punt and field goal. The Dukes secured a crucial fourth-down stop with 3:15 to go before a 49-yard touchdown from Wayne Knight with 2:16 left proved enough for JMU to hang on for the road win.

Knight led the Dukes in rushing, as he ran for 87 yards and a touchdown. He also added four catches for 79 receiving yards and a touchdown to finish with 166 all-purpose yards. Three Dukes had at least three catches, as Jaylan Sanchez scored his first JMU touchdown on an 80-yard pass to finish with 86 receiving yards on three receptions. Landon Ellis finished with 49 receiving yards on a trio of grabs.

On the other side of the ball, five Dukes finished with career highs in tackles, led by Tyler Brown and Trent Hendrick, who had 13 and 12, respectively. Gannon Weathersby made 11 stops while Amar Thomas added nine. Aiden Gobaira also contributed eight tackles and 1.5 tackles for loss to go along with the game-sealing sack.


For Marshall, Carlos Del Rio-Wilson finished with 227 total yards, as he was totaled 154 passing yards and a touchdown while adding 73 yards on the ground. Antwan Roberts led the ground attack with 121 rushing yards and a score.

HOW IT HAPPENED

- JMU struck first, as Barnett connected with Braeden Wisloski on a 26-yard touchdown pass, which saw Wisloski go over the top of the defender in the end zone.
- Marshall got on the board with a Roberts 15-yard touchdown rushing score to make it a 7-6 game.
- Knight put JMU in the red zone on a 22-yard pitch and finished the drive with a six-yard touchdown, giving JMU a 14-6 edge with 8:38 to go in the half.
- After a Marshall field goal, JMU upped its lead to 21-9 on a Jordan Fuller one-yard rush, and the Herd quickly answered with a 52-yard field goal to make it 21-12 at the break.
- Sanchez extended the lead to 28-12 midway through the third with his first JMU touchdown on a career-long 80-yard strike from Barnett. It was also the longest pass of Barnett's career.
- After a fake-punt pass to extend their drive, the Herd got within a score, at 28-20, late in the quarter on a four-yard touchdown by Del-Rio Wilson to Tracy Stephens. The two-point try was also good on Del-Rio Wilson's pass.
- Marshall forced the first turnover of the game, as Barnett was picked off on a tipped pass in Herd territory. On the ensuing possession, JMU's defense held Marshall to a field goal, making the score 28-23 with 10:15 to go.
- After a crucial fourth-down stop with 3:15 remaining, Knight scored from 49 yards out on a swing pass to put the game out of Marshall's reach.
- On the final drive and in the red zone, Marshall was halted on Gobaira's fourth-down sack.

GAME NOTES

- JMU won its first game of the year after being out-gained on the day, as Marshall's final drive gave the hosts a 414-409 edge in total yards.
- JMU registered a season-high nine pass breakups, including two each by Jacob Thomas and Sahir West.
- Marshall had 25 first downs, as opposed to 20 by JMU. It was the most first downs JMU has allowed all season.
- Neither team played over 50% on third down, as JMU was 5-of-12 and MU finished 6-of-17.
- Teams combined for just 11 TFL and two sacks, as JMU had five TFL, to Marshall's six.
- JMU's 7-0 lead after one marked just the second time this season Marshall has trailed after the opening quarter.
- Barnett's first touchdown pass was the 40th of his career and his game-clinching third score in the fourth marked the 60th total touchdown of his career.
- Marshall's third-quarter touchdown ended a second-half scoreless streak of 149:46 (second-half time only).
- Since both teams joined the Sun Belt in 2022, the road team has won all four meetings.



SCORING SUMMARY

1st	08:02	JMU	Wisloski 26 yd pass from Barnett (Suarez kick)	
			8 plays, 82 yards, TOP 3:44	7-0
2nd	13:55	MAR	Roberts 15 yd rush (Quinn kick missed)	
			9 plays, 53 yards, TOP 3:52	7-6
	08:38	JMU	Knight 6 yd rush (Suarez kick)	
			10 plays, 75 yards, TOP 5:17	14-6
	04:45	MAR	Quinn 49 yd field goal	
			6 plays, 38 yards, TOP 2:02	14-9
	00:28	JMU	Fuller 1 yd rush (Suarez kick)	
			10 plays, 75 yards, TOP 4:17	21-9
	00:00	MAR	Quinn 52 yd field goal	
			5 plays, 18 yards, TOP 0:21	21-12
3rd	07:47	JMU	Sanchez 80 yd pass from Barnett (Suarez kick)	
			1 play, 80 yards, TOP 0:11	28-12
	01:04	MAR	Stephens 4 yd pass from Del Rio-Wilson (Tamarez pass)	
			14 plays, 75 yards, TOP 6:43	28-20
4th	10:15	MAR	Quinn 23 yd field goal	
			7 plays, 38 yards, TOP 3:13	28-23
	02:16	JMU	Knight 49 yd pass from Barnett (Suarez kick)	
			3 plays, 56 yards, TOP 0:58	35-23



Game 10: James Madison 58, App State 10

	1	2	3	4	Score
App State	0	0	0	10	10
James Madison	7	20	10	21	58

Passing Leader: Alonza Barnett III (JMU): 22/35, 303 yds, INT

Rushing Leader: Jobi Malary (JMU): 8 att, 105 yds, 3 TD

Receiving Leader: Wayne Knight (JMU): 6 rec, 55 yds

Tackles Leader: DJ Burks (APP): 11 tkl

Nov. 15, 2025 | Bridgeforth Stadium | Harrisonburg, Va. | Attendance: 25,298

Dukes Dominate App State for Eighth Straight Victory

HARRISONBURG, Va. – James Madison dominated in all three phases, as the Dukes set a season high in total offense while rushing for seven touchdowns to roll to a 58-10 victory against App State on Saturday evening at Bridgeforth Stadium.

The Dukes (9-1, 7-0 Sun Belt) ran their win streak to eight straight games, all against Group of Six opponents, after winning the total offense battle by an astounding 627-146 margin over App State (4-6, 1-5 Sun Belt). The win Saturday was also the largest margin of victory for JMU ever against both a Sun Belt Conference opponent and in the 20-game history of the App State series.

By virtue of their win and Georgia Southern's victory against Coastal Carolina, JMU won the Sun Belt Conference East Division title to punch their ticket to the Sun Belt title game in December.

JMU never trailed and scored on all nine red-zone trips, building a 55-point lead in the fourth quarter. With 4:45 remaining in the game, JMU held a 627-70 yards advantage after the visitors had -11 alone in the third quarter.

JMU rushed for 324 yards, marking the fourth time this season JMU has eclipsed 300 rushing and for the third time versus a conference foe. It was also a season-high allowed by App. Jobi Malary turned in his best performance since joining the JMU program, rushing for 105 yards on just eight carries (13.1 avg.) with three touchdowns. It was his fifth career 100-yard game.

Wayne Knight was active in both the run and pass game, as well as on special teams, accruing 197 all-purpose yards, two shy of his career high. He rushed for 94 yards and a touchdown while making a game-best six catches for 55 yards. He also averaged 9.6 per punt return on five tries.

Alonza Barnett turned in his third career 300-yard passing game, as he finished 22-of-35 for 303 yards while rushing for two touchdowns. Matthew Sluka added 70 rushing yards and a 35-yard score on the ground in the fourth quarter.

Eleven different Dukes caught a pass in the win, as Nick DeGennaro had three grabs for 31 yards while Jaylan Sanchez made two catches for a team-high 69 receiving yards.

Defensively, JMU dominated the trenches, conceding just one rushing yard on 15 carries (0.1). The secondary tallied 10 pass breakups and an interception, as the Mountaineers totaled 145 passing yards on a combined 14-of-37 passing. Trent Hendrick led a balanced defensive attack with six tackles. JMU had six tackles for loss, as Sahir West, Jayden Studio and Xavier Holmes each made 1.5 TFL. DJ Barksdale intercepted his second pass of the year, and Elijah Culp had a two pass breakups as well.

For App, AJ Swann was 8-of-28 for 64 yards and an interception, while J.J. Kohl was 6-of-8 for 81 yards and a touchdown down the stretch. Rashod Dubinion, the SBC's leading rusher, was held to 25 rushing yards on 10 attempts, as the Mountaineers gained just one on 15 total carries (0.1 avg.).

HOW IT HAPPENED

- JMU took advantage of a short field after a Barksdale interception, with Knight punching it in from one yard out to open the scoring at the 6:54 mark of the first.
- Suarez bookended the second quarter with makes from 45 and 38, while Malary and Barnett found paydirt to give the Dukes a 27-0 lead at the half.
- The Mountaineers were forced to punt on six of their seven possessions in the first half, with the other drive ending in a pick.
- A failed fake punt by App State deep in their own territory resulted in a JMU touchdown four plays later, capped off by Barnett's second and final rushing touchdown of the evening.
- Suarez added to the Dukes' lead with a 26-yard field goal at the 4:06 mark of the third after a 14-play, 79-yard drive to give JMU a commanding 37-0 lead.
- Malary found the endzone two more times in the fourth, while Sluka wrapped up JMU's scoring with a 35-yard scamper.
- App State managed to get on the board with a 48-yard field goal early in the fourth, followed by a 19-yard connection from Dozier to Kohl for the 58-10 final.

GAME NOTES

- JMU dominated time of possession by a 42:18 to 17:42 margin, as JMU ran 37 more plays than App State.
- JMU out-gained App by an average of 7.0 to 2.8 yards per play.
- The Dukes were 8-of-14 on third down while holding App to just 1-of-12. JMU also converted its lone fourth-down try, while App was 1-of-2.
- Suarez tied his career high with three field goals on three makes.
- JMU dominated the trenches in the third, holding App State to -11 yards on four attempts (-2.8), compared to 145 yards for the Dukes, including going 6.1 yards on the ground.
- With his two rushing scores, Barnett now has 12 on the year, which is tied for seventh in JMU single-season history.
- The seven rushing touchdowns were the most since JMU had seven against Norfolk State on Sept. 16, 2017.
- The margin of victory (48) bested JMU's previous high versus a Sun Belt foe when it beat Coastal Carolina by 42 (56-14) in Conway on Nov. 25, 2023.



SCORING SUMMARY

1st	06:54	JMU	Knight 1 yd rush (Suarez kick)	
			4 plays, 46 yards, TOP 1:58	7-0
2nd	10:25	JMU	Suarez 42 yd field goal	
			13 plays, 61 yards, TOP 6:54	10-0
	07:39	JMU	Malary 1 yd rush (Suarez kick)	
			6 plays, 62 yards, TOP 2:22	17-0
	01:26	JMU	Barnett 1 yd rush (Suarez kick)	
			10 plays, 70 yards, TOP 3:58	24-0
	00:00	JMU	Suarez 38 yd field goal	
			9 plays, 53 yards, TOP 1:04	27-0
3rd	12:50	JMU	Barnett 7 yd rush (Suarez kick)	
			4 plays, 24 yards, TOP 1:36	34-0
	04:06	JMU	Suarez 26 yd field goal	
			14 plays, 78 yards, TOP 7:46	37-0
4th	13:20	JMU	Malary 1 yd rush (Suarez kick)	
			8 plays, 55 yards, TOP 4:01	44-0
	10:48	APP	De Freitas 48 yd field goal	
			9 plays, 42 yards, TOP 2:26	44-3
	07:53	JMU	Malary 9 yd rush (Suarez kick)	
			4 plays, 75 yards, TOP 2:55	51-3
	04:45	JMU	Sluka 35 yd rush (Suarez kick)	
			4 plays, 70 yards, TOP 2:17	58-3
	01:54	APP	Dozier 19 yd pass from Kohl (De Freitas kick)	
			8 plays, 76 yards, TOP 2:45	58-10



Game 11: James Madison 24, Washington State 20

	1	2	3	4	Score
Washington State	3	14	0	3	20
James Madison	3	7	7	7	24

Passing Leader: Zevi Eckhaus (WSU): 19/31, 171 yds, TD, INT

Rushing Leader: Wayne Knight (JMU): 15 att, 126 yds, TD

Receiving Leader: Tony Freeman (WSU): 6 rec, 81 yds, TD

Tackles Leader: Drew Spinogatti (JMU): 16 tkl, 2 PBU

Nov. 22, 2025 | Bridgeforth Stadium | Harrisonburg, Va. | Attendance: 25,156

JMU Uses Second-Half Heroics in 24-20 Victory Over Washington State

HARRISONBURG, Va. – Trailing 17-10 at halftime, #21 James Madison flipped the script in the second half, out-gaining Washington State 239-75 while Wayne Knight scored the game-winning, 58-yard touchdown in the fourth for a 24-20 triumph on Saturday afternoon in front of 25,156 fans at Bridgeforth Stadium.

The win marked the Dukes' (10-1, 7-0 Sun Belt) ninth straight and their third victory this season when behind at the intermission. It was also JMU's first fourth-quarter comeback of the year. The Cougars (5-6, 0-1 Pac-12) recorded a 34:58-25:02 advantage in time of possession and went 3-for-3 in the red zone but were held to two field goals and just one touchdown inside the 20 in the loss.

JMU also capped off an undefeated regular season at home for the first time since 2020, as it wrapped up a 6-0 home slate at Bridgeforth Stadium.

After a first half that produced zero offensive touchdowns, JMU began to move the ball downfield in the second half. Despite being stopped once in the red zone, JMU produced a pair of long touchdowns, as Alonza Barnett III connected on a 68-yard touchdown to Braeden Wisloski, while Knight closed the game with his 58-yard score up the middle.

Leading 24-20, JMU's defense needed one more stop and got that by virtue of a fourth-down pass breakup by DJ Barksdale with 2:58 to play. JMU needed just two more first downs to milk the rest of the clock, as Barnett and Knight each moved the sticks to set up victory formation.

Knight finished with a game-high 126 rushing yards and a touchdown, averaging 8.4 per carry for his third 100-yard game of the year. Barnett was 9-of-18 for 144 passing yards and a touchdown with a pick while rushing for 32 more on the ground.

Seven JMU players recorded a catch, with Jaylan Sanchez and Lacota Dippre both coming away with a pair of grabs. Wisloski's 68-yard touchdown catch, his lone grab of the game, was also a career long.

On the opposite side of the ball, Drew Spinogatti made a career-high 16 stops – the most by a Duke in the 2025 campaign – to go along with five solo tackles and two breakups. Justin Eaglin tallied his fourth interception of the season with a pick-six early in the second quarter. Trent Hendrick also finished with double-digit tackles (10), while Amar Thomas and Sahir West both produced 1.5 tackles for loss.

For WSU, Zevi Eckhaus was 19-of-31 for 171 passing yards and a touchdown with an interception. He also ran for 26 yards and a score. The duo of Maxwell Woods and Kirby Vorhees combined for 104 rushing yards, as WSU tallied 130 rushing yards as a team. In the pass game, Tony Freeman made six catches for 81 yards, which was highlighted by a 48-yard touchdown reception.

HOW IT HAPPENED

- Both teams converted field goals, including a career-long, 45-yarder by Morgan Suarez, to tie things up at 3-3 after one.
- Early in the second, pressure forced an errant WSU pass, and Eaglin returned his fourth interception of the season 37 yards for a pick-six and 10-3 lead.
- The Cougars answered with a 48-yard touchdown strike from Eckhaus to Freeman, knotting things up at 10-10 with 7:26 to go in the half.
- Just before halftime, Wazzu needed just 54 yards to regain the lead, as Eckhaus evaded multiple defenders and ran it in from four yards out to put WSU up 17-10 at the break.
- After a stop, Barnett faked a run and stepped back in the pocket, connecting on a 68-yard touchdown to Wisloski to square the game at 17-17 heading to the fourth.
- The third quarter saw JMU out-gain WSU 136 to 29.
- WSU recaptured the lead with just under 10 minutes to play, as a Stevens 36-yard field goal dinked in off the goal post, giving the Cougars a 20-17 lead.
- On the ensuing possession, with the Dukes making their way downfield, Knight got a lead block by Riley Robell to break off a 58-yard scamper up the middle to make it 24-20 with 6:24 remaining.
- Washington State converted on one fourth down and made its way to midfield before being stopped on a 4th and five with a pass breakup by Barksdale.
- JMU took over with 2:56 to play and picked up two first downs to burn clock and come away with the 24-20 victory.

GAME NOTES

- JMU finished with a narrow victory in total offense, out-gaining WSU by a 319-301 margin. WSU controlled the pace early, though, holding a 226-80 lead in the first half (161-3 in second).
- Wayne Knight surpassed 1,500 all-purpose yards in the game, as he now sits at 1,592. That ranks fifth in JMU single-season history, as he moved up from his 10th-place spot from pregame.
- With his third-quarter touchdown, Barnett is now in sole possession of sixth place at JMU with 43 career touchdowns through the air, passing Mike Cawley (42 – 1993-95).
- The second-quarter pick-six was JMU's first since Oct. 19, 2024, when DJ Barksdale took one back to the house against Georgia Southern.
- The win for JMU was its 30th consecutive victory at home against a non-conference opponent, a streak that spans the start of the 2016 season.
- JMU remains the lone Group of Six team to be undefeated against G6 foes, moving to 9-0 this season.



SCORING SUMMARY

1st	08:06	WSU	Stevens 29 yd field goal	
			10 plays, 20 yards, TOP 3:27	0-3
	05:10	JMU	Suarez 45 yd field goal	
			7 plays, 38 yards, TOP 2:56	3-3
2nd	13:27	JMU	Eaglin 37 yd interception return (Suarez kick)	
				3-10
	07:26	WSU	Freeman 48 yd pass from Eckhaus (Stevens kick)	
			2 plays, 50 yards, TOP 0:45	10-10
	00:48	WSU	Eckhaus 4 yd rush (Stevens kick)	
			11 plays, 67 yards, TOP 4:54	10-17
3rd	02:15	JMU	Wisloski 68 yd pass from Barnett (Suarez kick)	
			1 play, 68 yards, TOP 0:11	17-17
4th	09:24	WSU	Stevens 36 yd field goal	
			13 plays, 46 yards, TOP 7:44	17-20
	06:24	JMU	Knight 58 yd rush (Suarez kick)	
			6 plays, 86 yards, TOP 2:54	24-20



Game 12: James Madison 59, Coastal Carolina 10

	1	2	3	4	Score
James Madison	17	3	11	28	59
Coastal Carolina	0	10	0	0	10

Passing Leader: Alonza Barnett III (JMU): 15/21, 207 yds, 3 TD, INT

Rushing Leader: Jobi Malary (JMU): 12 att, 154 yds, TD

Receiving Leader: Braeden Wisloski (JMU): 4 rec, 64 yds, TD

Tackles Leader: Dontae Lunan (CCU): 8 tkl

Nov. 29, 2025 | Brooks Stadium | Conway, S.C. | Attendance: 15,137

Dukes Cap Off Undefeated Sun Belt Season, Roll Past Coastal 59-10

CONWAY, S.C. – Alonza Barnett III accounted for four total touchdowns, and James Madison completed a perfect Sun Belt Conference season with a 59-10 victory at Coastal Carolina on Saturday at Brooks Stadium.

The Dukes (11-1, 8-0 Sun Belt) ran its win streak to 10 straight, as they became the third Sun Belt team to finish unbeaten in league play during the championship era and the first since Louisiana did so in 2021.

JMU is also the seventh Sun Belt squad ever to finish conference play with an 8-0 mark.

Barnett finished 15-of-21 for 207 passing yards and three touchdowns while rushing for 31 yards and a score. Jobi Malary rushed for a JMU-best 154 rushing yards and a touchdown, highlighted by a 73-yard scoring run. Wayne Knight also had 85 rushing yards, as JMU combined for 286 as a team.

Eight different Dukes caught a pass, led by Braeden Wisloski, who caught four balls for 64 yards and a touchdown. Nick DeGennaro made three grabs for 47 yards, in addition to a two-point conversion, while Lacota Dippre, Isaiah Alson and Michael Scott also caught touchdown passes.

JMU dominated the yards game by a 525-170 margin, which included holding Coastal to -5 rushing yards. It marked the third time JMU has held a Sun Belt team to negative rushing yards, as it limited Troy to -12 on Sept. 16, 2023, and Marshall to -4 on Oct. 19, 2023. It was also the first time Coastal failed to gain a rushing yard in any game in the program's history.

Leading 20-10 at half, JMU turned on the boosters, scoring five second-half touchdowns to run away with its fifth straight victory against the Chanticleers and its largest in the history of the series.

On the defensive side, Jacob Thomas tallied six stops and breakup. KJ Flowe recorded his first career interception, a fourth quarter pick-six, to go along with a pair of tackles. Drew Spinogatti finished with five tackles, including three for a loss, and grabbed his first career sack. Aiden Gobaira registered four solo tackles and five total.

For CCU (6-6, 5-3 Sun Belt), Tad Hudson finished 16-for-38 with 148 yards, a touchdown, and an interception. Karmelo English caught two passes for 46 yards, including a 42-yard haul in the third quarter. Cameron Wright and Dominic Knicely each made four grabs, combining for 73 yards. Bryson Graves made three catches for 21 yards, highlighted by a 12-yard touchdown reception in the second quarter.



SCORING SUMMARY

1st	10:36	JMU	Barnett 3 yd rush (Suarez kick)	
			6 plays, 50 yards, TOP 2:59	7-0
	05:56	JMU	Suarez 33 yd field goal	
			7 plays, 44 yards, TOP 3:27	10-0
	00:31	JMU	Wisloski 39 yd pass from Barnett (Suarez kick)	
			5 plays, 67 yards, TOP 2:19	17-0
2nd	11:21	JMU	Suarez 47 yd field goal	
			7 plays, 14 yards, TOP 3:39	20-0
	07:57	CCU	Afrookhteh 34 yd field goal	
			10 plays, 58 yards, TOP 3:24	20-3
	02:59	CCU	Graves 12 yd pass from Hudson (Afrookhteh kick)	
			5 plays, 60 yards, TOP 1:37	20-10
3rd	10:15	JMU	Suarez 21 yd field goal	
			8 plays, 36 yards, TOP 4:36	23-10
	05:17	JMU	Dippre 25 yd pass from Barnett (DeGennaro pass)	
			7 plays, 57 yards, TOP 3:00	31-10
4th	14:55	JMU	Alston 9 yd pass from Barnett (Suarez kick)	
			7 plays, 75 yards, TOP 3:17	38-10
	10:40	JMU	Malary 73 yd rush (Suarez kick)	
			2 plays, 78 yards, TOP 0:50	45-10
	09:25	JMU	Flowe 34 yd interception return (Suarez kick)	
				52-10
	04:02	JMU	Scott 32 yd pass from Sluka (Suarez kick)	
			6 plays, 37 yards, TOP 4:12	59-10

HOW IT HAPPENED

- After forcing a three-and-out on the opening drive, capped by an Xavier Holmes sack, JMU quickly scored, as Barnett ran it in from three yards out behind a Knight lead block to give JMU a 7-0 lead with 10:36 to go in the first.
- After a Morgan Suarez 33-yard field goal, Wisloski went up and made an incredible catch on a 39-yard touchdown pass from Barnett to extend the lead to 17-0 after one.
- Suarez made it a 20-0 lead on a career-long, 47-yard field goal early in the second.
- Coastal got on the board with an answering field goal and later used a trick play to set up a Bryson Graves 12-yard touchdown, trimming JMU's advantage to 20-10 at the break.
- CCU opened the second half attempting its second onside kick, but JMU recovered, resulting in Suarez knocking down his third field goal to move the lead to 23-10.
- JMU upped the lead to 31-10 with just over five minutes remaining in the third, as Barnett connected over the middle with Dippre, who rumbled into the endzone from 25 yards out. A Barnett two-point pass to DeGennaro capped off the eight-point drive.
- JMU scored four more touchdowns, all by different players to finish the rout.

GAME NOTES

- Wayne Knight became the first JMU player to surpass 1,000 rushing yards since Percy Agyei-Obese has 1,216 yards in 2019.
- Suarez tied his career high with three made field goals.
- Alonza Barnett became the eighth QB in JMU history to surpass 5,000 career passing yards.
- JMU now has a pick-six in consecutive games.
- Since joining the Sun Belt, JMU has now outscored CCU by a 201-38 margin.
- JMU finished 8-0 in conference play for the first time since 2019 and recorded an 11-1 regular-season mark for the second time in its FBS era.
- Its 28 points in the fourth quarter tied a program record for highest-scoring final stanza.

Game 13: James Madison 31, Troy 14

	1	2	3	4	Score
Troy	0	14	0	0	14
James Madison	3	14	0	14	31

Passing Leader: Goose Crowder (TROY): 15/34, 196 yds

Rushing Leader: Wayne Knight (JMU): 21 att, 212 yds, TD

Receiving Leader: DJ Epps (TROY): 4 rec, 50 yds

Tackles Leader: Sahir West (JMU): 10 tkl, 5.5 TFL, 3.0 sacks, FF

Dec. 5, 2025 | Bridgeforth Stadium | Harrisonburg, Va. | Attendance: 19,836

Top Dogs: James Madison Captures 2025 Sun Belt Football Championship

HARRISONBURG, Va. – James Madison pitched a second-half shutout and added two fourth-quarter touchdowns to claim the 2025 Credit Union 1 Sun Belt Football Championship in a 31-14 triumph over Troy on Friday night at Bridgeforth Stadium.

Holding on to a 17-14 lead late in the fourth quarter, Alonza Barnett III bounced off multiple defenders for a 26-yard rushing touchdown to cap off an 83-yard drive to make it 24-14 with 4:11 to play. On Troy's (8-5, 6-2 Sun Belt) ensuing possession, a strip-sack by Sahir West was recovered by Drew Spinogatti, who returned it 22 yards to the house for the final score of the evening.

JMU's (12-1) victory was fueled by Wayne Knight, who set a Sun Belt Football Championship game record with 234 all-purpose yards to earn MVP honors. Knight went for a career-high 212 yards on the ground, highlighted by a 73-yard touchdown in the second quarter.

The Dukes' defense stood tall, producing Sun Belt title game records in tackles for loss (14) and sacks (8). In the second half, the Trojans were limited to 45 total yards, including -17 on the ground. Additionally, Troy was held to 1-of-7 (.143) on third downs and 0-for-2 on fourth downs over the final two quarters.

Barnett finished 10-for-25 for 93 yards with a touchdown and an interception and rushed for 85 yards and a score. Braeden Wisloski made a pair of catches for 31 yards and hauled in the Dukes' lone receiving touchdown. Nick DeGennaro, Jaylan Sanchez and Knight all came away with two receptions in the win.

On defense, West set career highs in total tackles (10), tackles for loss (5.5) and sacks (3.0). Xavier Holmes registered a career-best 2.5 sacks, while Elijah Culp made nine stops with seven solo tackles along with a pass breakup. DJ Barksdale posted a career-high three breakups as the Dukes tallied nine total.

For Troy (8-5), Goose Crowder was 15-of-34 for 196 yards while being sacked five times. Tae Meadows scored a touchdown but managed just 10 rushing yards, as the Trojans were held to -27 as a team. That mark was the lowest JMU has ever held a FBS opponent and the fourth time it's allowed negative rushing yards since 2023.

HOW IT HAPPENED

- JMU got on the board first late in the first quarter on a Morgan Suarez 40-yard field goal.
- Troy cashed in on a penalty-extending drive, as Crowder ran it in from a yard out to give Troy a 7-3 lead.
- JMU answered one play later on Knight's 73-yard rushing touchdown scamper, most of which came after contact.
- The lead extended to 17-7 on Wisloski's acrobatic 26-yard touchdown catch, but Troy cut it to 17-14 on a Meadows two-yard touchdown before the half.
- Late in the fourth, Barnett sprung free for a 26-yard touchdown run to make it 24-14 with 4:11 to play.
- On the ensuing drive, West and Spinogatti clinched it with a strip sack for a touchdown with 3:17 to go.

GAME NOTES

- The win marks James Madison's first conference crown since the 2021 Colonial Athletic Association (CAA) title. It is the 11th conference championship in program history.
- JMU notched its 12th win of the season, the first time it has eclipsed 12 wins since the 2021 season.
- The Dukes have now won 11 straight games. It is the longest in-season winning streak since rattling off 14 consecutive wins in the 2019 season.
- Knight is the first JMU player with 200 or more rushing yards since Marcus Marshall had 203 versus South Dakota State on Dec. 16, 2017.
- Additionally, Knight's 212 rushing yards are the 10th-most in a single game in program history and the second-most in a postseason game.
- JMU pitched a second-half shutout for the sixth time this season, holding Troy to 45 total yards in the second half.
- Troy finished with -26 rushing yards, including -17 in the second half. Taking out the 141 in the second half Marshall gained, the other eight SBC opponents managed just two rushing yards in the second half.
- JMU finished with eight sacks and 14 tackles for loss – both setting Sun Belt title game records.
- Wayne Knight's 73-yard touchdown run in the second quarter was a career-long run and the longest in Sun Belt Championship history.
- Sahir West finished with a career-high 3.0 sacks and 5.5 tackles for loss. Both marks set a Sun Belt title game record.
- Wayne Knight notched his fourth 100-yard rushing effort of the season – making him the first JMU player to record four 100-yard games in the same season since Percy Agyei-Obese had five in the 2021 spring season.
- Knight sits No. 3 on the JMU single-season all-purpose yards list and eighth in single-season rushing.



SCORING SUMMARY

1st	01:55	JMU	Suarez 40 yd field goal	
			6 plays, 11 yards, TOP 2:28	3-0
2nd	14:01	TROY	Crowder 1 yd rush (Renfro kick)	
			6 plays, 75 yards, TOP 2:54	7-3
	13:41	JMU	Knight 73 yd rush (Suarez kick)	
			1 play, 73 yards, TOP 0:14	10-7
	06:56	JMU	Wisloski 26 yd pass from Barnett (Suarez kick)	
			3 plays, 44 yards, TOP 1:24	17-7
	02:12	TROY	Meadows 2 yd rush (Renfro kick)	
			11 plays, 75 yards, TOP 4:44	17-14
4th	04:11	JMU	Barnett 26 yd rush (Suarez kick)	
			5 plays, 83 yards, TOP 2:25	24-14
	03:17	JMU	Spinogatti 22 yd fumble return (Suarez kick)	
				31-14



Statistic	National Rank	Conference Rank	Value	National Leader	Value	Conference Leader	Value
3rd Down Conversion Pct (134 ranked)	19	2	0.477	Indiana	0.558	Texas St.	0.485
3rd Down Conversion Pct Defense (134 ranked)	5	1	0.287	Texas A&M	0.227	James Madison	0.287
4th Down Conversion Pct (134 ranked)	117	12	0.412	Georgia	0.765	App State	0.625
4th Down Conversion Pct Defense (134 ranked)	36	4	0.462	Iowa	0.263	Old Dominion	0.286
Blocked Kicks (52 ranked)	3	1	4	Penn St. Texas Tech	5 5	James Madison	4
Blocked Kicks Allowed (134 ranked)	53	5	1	52 teams tied	0	4 teams tied	0
Blocked Punts (21 ranked)	4	1	3	Texas Tech	5	James Madison	3
Blocked Punts Allowed (133 ranked)	1	1	0	85 teams tied	0	9 teams tied	0
Completion Percentage (134 ranked)	90	8	0.598	Ohio St.	0.780	Texas St.	0.701
Defensive TDs (55 ranked)	10	2	3	Louisiana Tech	7	Troy	4
Fewest Penalties (134 ranked)	122	13	92	Army West Point	31	Ga. Southern	65
Fewest Penalties Per Game (134 ranked)	106	11	7.08	Army West Point	2.82	Ga. Southern	5.42
Fewest Penalty Yards (134 ranked)	133	14	902	Army West Point	265	Louisiana	600
Fewest Penalty Yards Per Game (134 ranked)	130	14	69.38	Army West Point	24.09	Louisiana	50.00
First Downs Defense (134 ranked)	6	1	182	Indiana	165	James Madison	182
First Downs Offense (134 ranked)	13	1	293	North Texas	334	James Madison	293
Fumbles Lost (133 ranked)	54	4	6	5 teams tied	1	Louisiana	3
Fumbles Recovered (132 ranked)	114	12	3	Texas Tech	15	Louisiana Old Dominion South Alabama	9 9 9
Kickoff Return Defense (134 ranked)	82	7	20.77	Florida St.	8.50	ULM	13.24
Kickoff Returns (134 ranked)	50	6	21.70	Virginia	34.00	Texas St.	23.67
Net Punting (134 ranked)	104	9	37.59	Baylor	45.00	Troy	42.61
Passes Had Intercepted (133 ranked)	73	5	10	UConn	1	Marshall South Alabama	6 6
Passes Intercepted (134 ranked)	31	3	12	Southern Miss. Notre Dame	21 21	Southern Miss.	21
Passing Offense (134 ranked)	92	10	202.5	Fla. Atlantic	340.2	Southern Miss.	266.8
Passing Yards Allowed (134 ranked)	12	1	171.5	Ohio St.	129.1	James Madison	171.5
Passing Yards per Completion (134 ranked)	24	2	13.10	Air Force	17.96	Old Dominion	14.92
Punt Return Defense (134 ranked)	33	3	5.50	Clemson	0.22	Southern Miss.	3.94
Punt Returns (134 ranked)	72	7	8.21	Iowa	29.20	Southern Miss.	12.36
Red Zone Defense (134 ranked)	96	11	0.871	Ohio St. San Diego St.	0.667 0.667	Old Dominion	0.730
Red Zone Offense (134 ranked)	43	3	0.879	Oklahoma	1.000	Texas St.	0.914
Rushing Defense (134 ranked)	2	1	76.2	Texas Tech	68.5	James Madison	76.2
Rushing Offense (134 ranked)	6	1	245.8	Navy	298.4	James Madison	245.8
Sacks Allowed (134 ranked)	52	5	1.62	Army West Point	0.45	Old Dominion	1.33
Scoring Defense (134 ranked)	10	1	15.8	Ohio St.	8.2	James Madison	15.8
Scoring Offense (134 ranked)	10	1	37.3	North Texas	44.8	James Madison	37.3
Tackles for Loss Allowed (134 ranked)	31	2	4.54	Texas A&M	2.83	Old Dominion	4.25
Team Passing Efficiency (134 ranked)	47	4	143.27	Indiana	184.01	Texas St.	160.53
Team Passing Efficiency Defense (134 ranked)	6	1	102.65	Arizona	95.15	James Madison	102.65
Team Sacks (134 ranked)	18	2	2.77	Oklahoma Texas A&M	3.42 3.42	Old Dominion	2.92
Team Tackles for Loss (134 ranked)	23	3	6.5	Oklahoma	9.6	Texas St.	6.9
Time of Possession (134 ranked)	2	1	34:05	Army West Point	35:16	James Madison	34:05
Total Defense (134 ranked)	2	1	247.6	Ohio St.	213.5	James Madison	247.6
Total Offense (134 ranked)	22	3	448.3	North Texas	504.3	Texas St.	475.8
Turnover Margin (134 ranked)	76	8	-0.08	Arizona	1.33	Southern Miss.	1.00
Turnovers Gained (131 ranked)	63	8	15	Texas Tech	31	Southern Miss.	26
Turnovers Lost (134 ranked)	76	6	16	UConn	2	Ga. Southern South Alabama	12 12
Winning Percentage (134 ranked)	2	1	0.923	Indiana	1.000	James Madison	0.923



	JMU	OPP
Scoring	485	206
Points per game	37.3	15.8
Points Off Turnovers	63	20
First Downs	293	182
Rushing	165	67
Passing	108	88
Penalty	20	27
Rushing Yardage	3195	990
Yards gained rushing	3466	1345
Yards lost rushing	271	355
Rushing attempts	575	400
Average per rush	5.6	2.5
Average per game	245.8	76.2
TDs Rushing	36	7
Passing Yardage	2633	2229
Comp-Att-Int	201-336-10	195-394-12
Average per pass	7.8	5.7
Average per catch	13.1	11.4
Average per game	202.5	171.5
TDs Passing	24	14
Total offense	5828	3219
Total plays	911	794
Average per play	6.4	4.1
Average per game	448.3	247.6
Kick returns: #-Yards	20-434	26-540
Punt returns: #-Yards	24-197	6-33
Int returns: #-Yards	12-166	10-47
Kick return average	21.7	20.8
Punt return average	8.2	5.5
Int return average	13.8	4.7
Fumbles-Lost	8-6	8-3
Penalties-Yards	92-902	73-616
Average per game	69.4	47.4
Punts-Yards	44-1727	87-3536
Average per punt	39.3	40.6
Net punt average	38.0	37.1
Kickoffs-Yards	88-5589	47-2941
Average per kick	63.5	62.6
Net kick average	39.8	38.9
Time of possession / game	34:05	25:54
3rd-down conversion	82/172	54/188
3rd-down pct	48%	29%
4th-down conversion	7/17	12/26
4th-down pct	41%	46%
Sacks by-Yards	36-242	21-147
Misc Yards	0	0
Touchdowns scored	64	23
Field goals - attempts	12-16	15-19
On-Side kicks	0-0	1-2
Red-zone scores	(51-58) 88%	(27-31) 87%
Red-zone touchdowns	(41-58) 71%	(16-31) 52%
PAT-attempts	(63-63) 100%	(17-19) 89%
2-point conversion-attempts	(1-1) 100%	(3-4) 75%
Attendance	170644	151222
Games / Avg per game	7/24378	6/25204
Neutral site games	-	0/0

Score by Periods

Team	1st	2nd	3rd	4th	OT	TOT
James Madison	96	128	122	139	0	485
Opponents	33	114	29	30	0	206



Rushing

Player	gp	att	gain	loss	net	avg	td	lg	avg/g
Wayne Knight	13	190	1295	32	1263	6.6	9	73	97.2
Alonza Barnett III	13	115	691	147	544	4.7	14	58	41.8
Jordan Fuller	9	82	419	4	415	5.1	5	26	46.1
Jobi Malary	7	41	352	9	343	8.4	4	73	49.0
Matthew Sluka	8	42	260	21	239	5.7	3	39	29.9
George Pettaway	11	33	193	0	193	5.8	0	35	17.5
Ayo Adeyi	5	24	123	3	120	5.0	0	24	24.0
JC Evans	3	6	45	0	45	7.5	1	12	15.0
Lacota Dippre	13	2	31	0	31	15.5	0	23	2.4
Jackson McCarter	3	4	19	1	18	4.5	0	13	6.0
Blake Kendall	4	5	14	0	14	2.8	0	5	3.5
Trashon Dye	13	2	12	0	12	6.0	0	8	0.9
Patrick Rea	13	1	7	0	7	7.0	0	7	0.5
Braeden Wisloski	13	1	4	0	4	4.0	0	4	0.3
Michael Scott	12	1	1	0	1	1.0	0	1	0.1
Team	13	26	0	54	-54	-2.1	0	0	-4.2
Total	13	575	3466	271	3195	5.6	36	73	245.8
Opponents	13	400	1345	355	990	2.5	7	78	76.2

Passing

Player	gp	effic	comp-att-int	pct	yds	td	lg	avg/g
Alonza Barnett III	13	142.6	193-322-8	59.9	2533	21	80	194.8
Matthew Sluka	8	202.7	8-11-2	72.7	100	3	32	12.5
JC Evans	3	0.0	0-2-0	0.0	0	0	0	0.0
Isaiah Alston	11	0.0	0-1-0	0.0	0	0	0	0.0
Total	13	143.3	201-336-10	59.8	2633	24	80	202.5
Opponents	13	102.6	195-394-12	49.5	2229	14	98	171.5

Receiving

Player	gp	no.	yds	avg	td	lg	avg/g
Wayne Knight	13	37	379	10.2	1	57	29.2
Landon Ellis	12	33	541	16.4	5	62	45.1
Jaylan Sanchez	13	28	360	12.9	1	80	27.7
Nick DeGennaro	13	23	410	17.8	4	76	31.5
Braeden Wisloski	13	20	306	15.3	4	68	23.5
Lacota Dippre	13	15	187	12.5	3	36	14.4
Logan Kyle	13	12	139	11.6	1	23	10.7
Michael Scott	12	8	85	10.6	1	32	7.1
Isaiah Alston	11	7	81	11.6	2	20	7.4
George Pettaway	11	7	30	4.3	0	8	2.7
Za'Ron Collins	12	7	73	10.4	1	20	6.1
Josh Phifer	11	3	38	12.7	1	20	3.5
Jordan Fuller	9	1	4	4.0	0	4	0.4
Total	13	201	2633	13.1	24	80	202.5
Opponents	13	195	2229	11.4	14	98	171.5

Punt Returns

Player	no.	yds	avg	td	lg
Wayne Knight	20	180	9.0	0	22
Chase Regan	2	10	5.0	0	10
Michael Scott	2	7	3.5	0	5
Total	24	197	8.2	0	22
Opponents	6	33	5.5	0	11

Interceptions

Player	no.	yds	avg	td	lg
Justin Eaglin	4	79	19.8	1	42
Jacob Thomas	2	32	16.0	0	32
DJ Barksdale	2	4	2.0	0	4
Xavier Holmes	1	0	0.0	0	0
Kye Holmes	1	17	17.0	0	17
KJ Flowe	1	34	34.0	1	34
Tyler Brown	1	0	0.0	0	0
Total	12	166	13.8	2	42
Opponents	10	47	4.7	0	20

Kick Returns

Player	no.	yds	avg	td	lg
Curtis Harris-Lopez	7	202	28.9	1	88
Braeden Wisloski	6	98	16.3	0	31
Wayne Knight	4	89	22.3	0	29
George Pettaway	2	38	19.0	0	24
Lacota Dippre	1	7	7.0	0	7
Total	20	434	21.7	1	88
Opponents	26	540	20.8	0	36

Fumbles Recovered

Player	no.	yds	avg	td	lg
Drew Spinogatti	2	22	11.0	1	22
Xavier Holmes	1	0	0.0	0	0
Total	3	22	7.3	1	22
Opponents	6	1	0.2	2	2



Scoring

Player	td	fg	PAT					dpx	saf	pts
			kick	rush	rcv	pass				
Morgan Suarez	-	12-16	63-63	-	-	-	-	-	-	99
Alonza Barnett III	14	-	-	-	-	1	-	-	-	84
Wayne Knight	10	-	-	-	-	-	-	-	-	60
Jordan Fuller	5	-	-	-	-	-	-	-	-	30
Landon Ellis	5	-	-	-	-	-	-	-	-	30
Nick DeGennaro	4	-	-	-	1	-	-	-	-	26
Jobi Malary	4	-	-	-	-	-	-	-	-	24
Braeden Wisloski	4	-	-	-	-	-	-	-	-	24
Matthew Sluka	3	-	-	-	-	-	-	-	-	18
Lacota Dippre	3	-	-	-	-	-	-	-	-	18
Isaiah Alston	2	-	-	-	-	-	-	-	-	12
Logan Kyle	1	-	-	-	-	-	-	-	-	6
Curtis Harris-Lopez	1	-	-	-	-	-	-	-	-	6
Justin Eaglin	1	-	-	-	-	-	-	-	-	6
Jaylan Sanchez	1	-	-	-	-	-	-	-	-	6
Josh Phifer	1	-	-	-	-	-	-	-	-	6
Za'Ron Collins	1	-	-	-	-	-	-	-	-	6
Drew Spinogatti	1	-	-	-	-	-	-	-	-	6
JC Evans	1	-	-	-	-	-	-	-	-	6
KJ Flowe	1	-	-	-	-	-	-	-	-	6
Michael Scott	1	-	-	-	-	-	-	-	-	6
Total	64	12-16	63-63	0	1	1	0	0	0	485
Opponents	23	15-19	17-19	1	2	2	0	0	0	206

Field Goals

Player	fg	pct.	01-19	20-29	30-39	40-49	50-99	lg	blk
Morgan Suarez	12-16	75.0	0-0	3-3	5-5	4-8	0-0	47	1
Opponents	15-19	78.9	0-0	4-4	6-6	3-6	2-3	52	1

FG Sequence

Team Name	James Madison	Opponents
Weber St.	(38),47	(51)
Louisville		(22),(38)
Liberty	(39)	(47),(35)
Ga. Southern	44	(26)
Georgia St.		48
Louisiana	48,(24)	51
Old Dominion		
Texas St.	(31)	(35),(36)
Marshall	49	(49),(52),(23)
App State	(42),(38),(26)	(48)
Washington St.	(45)	(29),(36)
Coastal Carolina	(33),(47),(21)	(34),42
Troy	(40)	46

Numbers in parentheses indicate field goal was made

Total Offense

Player	g	plays	rush	pass	total	avg/g
Alonza Barnett III	13	437	544	2533	3077	236.7
Wayne Knight	13	190	1263	0	1263	97.2
Jordan Fuller	9	82	415	0	415	46.1
Jobi Malary	7	41	343	0	343	49.0
Matthew Sluka	8	53	239	100	339	42.4
George Pettaway	11	33	193	0	193	17.5
Ayo Adeyi	5	24	120	0	120	24.0
JC Evans	3	8	45	0	45	15.0
Lacota Dippre	13	2	31	0	31	2.4
Jackson McCarter	3	4	18	0	18	6.0
Blake Kendall	4	5	14	0	14	3.5
Trashon Dye	13	2	12	0	12	0.9
Patrick Rea	13	1	7	0	7	0.5
Braeden Wisloski	13	1	4	0	4	0.3
Michael Scott	12	1	1	0	1	0.1
Team	13	0	-54	0	-54	-4.2
Total	13	911	3195	2633	5828	448.3
Opponents	13	794	990	2229	3219	247.6

Punting

Player	no.	yds	avg	lg	tb	fc	i20	50+	blk
Patrick Rea	43	1749	40.7	61	2	19	15	4	0
Team	1	-22	-22.0	0	0	0	0	0	0
Total	44	1727	39.3	61	2	19	15	4	0
Opponents	87	3536	40.6	63	5	27	20	7	3

Kickoffs

Player	no.	yds	avg	tb	ob	retn	net	ydlm
Cristiano Rosa	85	5395	63.5	60	2			
Morgan Suarez	3	194	64.7	0	0			
Total	88	5589	63.5	60	2	26	39.8	25
Opponents	47	2941	62.6	24	2	20	38.9	26

All Purpose

Player	g	rush	rcv	pr	kr	lr	total	avg/g
Wayne Knight	13	1263	379	180	89	0	1911	147.0
Alonza Barnett III	13	544	0	0	0	0	544	41.8
Landon Ellis	12	0	541	0	0	0	541	45.1
Jordan Fuller	9	415	4	0	0	0	419	46.6
Nick DeGennaro	13	0	410	0	0	0	410	31.5
Braeden Wisloski	13	4	306	0	98	0	408	31.4
Jaylan Sanchez	13	0	360	0	0	0	360	27.7
Jobi Malary	7	343	0	0	0	0	343	49.0
George Pettaway	11	193	30	0	38	0	261	23.7
Matthew Sluka	8	239	0	0	0	0	239	29.9
Lacota Dippre	13	31	187	0	7	0	225	17.3
Curtis Harris-Lopez	12	0	0	0	202	0	202	16.8
Logan Kyle	13	0	139	0	0	0	139	10.7
Ayo Adeyi	5	120	0	0	0	0	120	24.0
Michael Scott	12	1	85	7	0	0	93	7.8
Isaiah Alston	11	0	81	0	0	0	81	7.4
Justin Eaglin	13	0	0	0	0	79	79	6.1
Za'Ron Collins	12	0	73	0	0	0	73	6.1
JC Evans	3	45	0	0	0	0	45	15.0
Josh Phifer	11	0	38	0	0	0	38	3.5
KJ Flowe	11	0	0	0	0	34	34	3.1
Jacob Thomas	13	0	0	0	0	32	32	2.5
Jackson McCarter	3	18	0	0	0	0	18	6.0
Kye Holmes	11	0	0	0	0	17	17	1.5
Blake Kendall	4	14	0	0	0	0	14	3.5
Trashon Dye	13	12	0	0	0	0	12	0.9
Chase Regan	13	0	0	10	0	0	10	0.8
Patrick Rea	13	7	0	0	0	0	7	0.5
DJ Barksdale	13	0	0	0	0	4	4	0.3
Team	13	-54	0	0	0	0	-54	-4.2
Total	13	3195	2633	197	434	166	6625	509.6
Opponents	13	990	2229	33	540	47	3839	295.3



Team Defense

##	Player	gp	Tackles				Sacks	Pass defense			Fumbles		blkd	
			ua	a	tot	tfl/yds		int-yds	brup	qbh	fr-yds	ff	kick	saf
5	Trent Hendrick	13	33	63	96	6-30	3-19	.	2	2	.	1	.	.
13	Tyler Brown	13	40	38	78	5-23	1-10	1-0	6
7	Jacob Thomas	13	30	35	65	4-24	2-18	2-32	7	3	.	1	.	.
3	Gannon Weathersby	12	14	43	57	2.5-11	1-8	.	1	5
56	Drew Spinogatti	13	16	33	49	7.5-32	1-14	.	3	4	2-22	.	.	.
2	Elijah Culp	12	25	18	43	2.5-7	.	.	8	1
15	Sahir West	13	16	27	43	14-58	7-47	.	4	7	.	1	.	.
8	Amar Thomas	13	12	27	39	5.5-17	2.5-11	.	.	7
97	Aiden Gobaira	13	18	20	38	7.5-30	4-21	.	.	2
32	DJ Barksdale	13	22	12	34	3-11	.	2-4	12	1
30	Justin Eaglin	13	21	12	33	.	.	4-79	8	.	.	.	1	.
93	Mychal McMullin	13	10	20	30	2.5-9	1-7	.	.	1
9	Xavier Holmes	13	14	15	29	7.5-55	6-50	1-0	4	7	1-0	.	1	.
0	Immanuel Bush	12	12	14	26	6.5-21	3-11	.	1	2
90	Terry Lockett Jr.	13	7	17	24	1-2	.	.	1	1
33	Andrew Taddeo	13	5	15	20	3.5-7	2-5	.	1
46	Immanuel Ezeogu	13	8	7	15	4-23	1-7	.	1	2	.	1	.	.
21	Curtis Harris-Lopez	12	5	7	12	.	.	.	1
16	TJ McGill	13	7	4	11
11	Trashon Dye	13	3	5	8
1	Mekhi Rodgers	12	4	4	8	.	.	.	1	1
23	Ken Willis	13	4	3	7	.	.	.	1
12	Kye Holmes	11	2	5	7	.	.	1-17
88	Kells Bush	7	3	3	6
26	Jayden Studio	4	3	3	6	1.5-9	0.5-5
22	Chase Regan	13	4	2	6	2	.
54	Brandon Figue	9	3	3	6
14	KJ Flowe	11	2	1	3	.	.	1-34	1
45	Lee Johnson	4	1	1	2
68	Trent Wilson	13	.	1	1
38	Stephen Hollander	2	.	1	1
98	Turner Schmidt	5	.	1	1
60	Zach Greenberg	13	1	.	1
35	Joshua Prince	1	1	.	1
2	Jayden Mines	13	.	1	1
3	Wayne Knight	13	1	.	1
44	DJ Cotton Jr.	9	1	.	1	1-9	1-9
15	Lacota Dippre	13	.	1	1
52	Carter Sweazie	13	1	.	1
Totals		13	349	462	811	85-378	36-242	12-166	63	46	3-22	4	4	0
Opponents		13	461	498	959	59-229	21-147	10-47	39	32	6-1	8	1	0



Date	Opponent	Rushing				Receiving				Passing				Kick Returns				Punt Returns				tot	
		no.	yds	td	lg	no.	yds	td	lg	cmp	att	int	yds	td	lg	no.	yds	td	lg	no.	yds	td	lg
08/30/2025	Weber St.	44	313	4	59	17	145	2	23	17-27-1	145	2	23	2	46	0	29	2	13	0	10		458
09/05/2025	at Louisville	47	126	1	13	18	137	1	26	18-31-1	137	1	26	3	51	0	24	3	18	0	16		263
09/20/2025	at Liberty	42	227	3	28	17	213	1	36	17-25-1	213	1	36	2	30	0	19	0	0	0	0		440
09/27/2025	Ga. Southern	53	331	3	40	11	148	1	25	11-22-0	148	1	25	3	133	1	88	3	13	0	7		479
10/04/2025	at Georgia St.	43	211	2	23	11	74	0	13	11-22-0	74	0	13	1	20	0	20	4	50	0	22		285
10/11/2025	Louisiana	41	187	0	49	26	290	3	62	26-40-1	290	3	62	3	46	0	21	4	39	0	16		477
10/18/2025	Old Dominion	53	311	6	58	18	313	3	65	18-26-0	313	3	65	2	22	0	20	0	0	0	0		624
10/28/2025	at Texas St.	41	247	3	51	12	264	4	76	12-19-1	264	4	76	0	0	0	0	0	0	0	0		511
11/08/2025	at Marshall	35	139	2	30	14	270	3	80	14-24-1	270	3	80	0	0	0	0	0	0	0	0		409
11/15/2025	App State	54	324	7	59	22	303	0	42	22-35-1	303	0	42	0	0	0	0	5	48	0	19		627
11/22/2025	Washington St.	32	175	1	58	9	144	1	68	9-18-1	144	1	68	2	38	0	24	0	0	0	0		319
11/29/2025	at Coastal Carolina	48	286	2	73	16	239	4	39	16-22-1	239	4	39	1	23	0	23	1	5	0	5		525
12/05/2025	Troy	42	318	2	73	10	93	1	26	10-25-1	93	1	26	1	25	0	25	2	11	0	11		411
James Madison		575	3195	36	73	201	2633	24	80	201-336-10	2633	24	80	20	434	1	88	24	197	0	22		5828
Opponents		400	990	7	78	195	2229	14	98	195-394-12	2229	14	98	26	540	0	36	6	33	0	11		3219

James Madison Averages

Games	Avg/ rush	Avg/ catch	Pass effc	KR avg	PR avg	All purpose avg/game	Total offense avg/game
13	5.6	13.1	143.3	21.7	8.2	509.6	448.3

Date	Opponent	ua	Tackles			Sacks no-yds	Fumble		Pass Defense			blkd kick	PAT attempts			off		
			a	total	tfl-yds		ff	fr-yds	int-yds	qbh	brup		kick	rush	rcv	saf	t/o	pts
08/30/2025	Weber St.	32	28	60	5.0-26	0-0	0	0-0	3-49	3	6	2	6-6	0	0	0	7	45
09/05/2025	at Louisville	25	30	55	8.0-34	3-18	1	1-0	0-0	4	4	0	2-2	0	0	0	0	14
09/20/2025	at Liberty	30	32	62	5.0-22	3-17	0	0-0	0-0	0	6	0	4-4	0	0	0	0	31
09/27/2025	Ga. Southern	25	26	51	10.0-40	7-32	1	0-0	0-0	2	3	0	5-5	0	0	0	0	35
10/04/2025	at Georgia St.	16	54	70	5.0-29	2-21	0	0-0	0-0	7	1	0	2-2	0	0	0	0	14
10/11/2025	Louisiana	21	40	61	5.0-19	3-16	0	0-0	1-0	5	3	1	3-3	0	0	0	0	24
10/18/2025	Old Dominion	19	40	59	4.0-35	2-20	1	1-0	2-0	1	1	0	9-9	0	0	0	21	63
10/28/2025	at Texas St.	41	32	73	6.0-20	3-13	0	0-0	3-46	1	3	0	7-7	0	0	0	14	52
11/08/2025	at Marshall	38	54	92	5.0-12	1-8	0	0-0	0-0	8	9	0	5-5	0	0	0	0	35
11/15/2025	App State	18	24	42	6.0-26	2-16	0	0-0	1-0	5	10	0	7-7	0	0	0	7	58
11/22/2025	Washington St.	30	50	80	6.0-12	0-0	0	0-0	1-37	5	5	0	3-3	0	0	0	7	24
11/29/2025	at Coastal Carolina	26	18	44	6.0-28	2-19	0	0-0	1-34	1	3	0	6-6	0	1	0	7	59
12/05/2025	Troy	28	34	62	14.0-75	8-62	1	1-22	0-0	4	9	1	4-4	0	0	0	0	31
James Madison		349	462	811	85.0-378	36-242	4	3-22	12-166	46	63	4	63-63	0	1	0	63	485
Opponents		461	498	959	59.0-229	21-147	8	6-1	10-47	32	39	1	17-19	1	2	0	20	206

Date	Opponent	Punting										Field Goals			Kickoffs			
		no.	yds	avg	long	blkd	tb	fc	50+	i20	md-att	long	blkd	no.	yds	avg	tb	ob
08/30/2025	Weber St.	1	38	38.0	38	0	0	1	0	1	1-2	38	1	8	485	60.6	1	0
09/05/2025	at Louisville	5	179	35.8	48	0	1	1	0	1	0-0	0	0	3	195	65.0	2	0
09/20/2025	at Liberty	2	87	43.5	45	0	0	2	0	0	1-1	39	0	6	390	65.0	6	0
09/27/2025	Ga. Southern	4	101	25.3	47	0	0	1	0	1	0-1	0	0	6	390	65.0	6	0
10/04/2025	at Georgia St.	5	212	42.4	52	0	0	1	1	4	0-0	0	0	3	195	65.0	2	0
10/11/2025	Louisiana	4	164	41.0	45	0	1	2	0	2	1-2	24	0	5	323	64.6	3	0
10/18/2025	Old Dominion	3	116	38.7	41	0	0	1	0	2	0-0	0	0	10	649	64.9	9	0
10/28/2025	at Texas St.	3	120	40.0	44	0	0	3	0	1	1-1	31	0	9	547	60.8	5	0
11/08/2025	at Marshall	4	185	46.3	61	0	0	2	1	1	0-1	0	0	6	380	63.3	4	0
11/15/2025	App State	2	73	36.5	39	0	0	2	0	0	3-3	42	0	10	650	65.0	7	0
11/22/2025	Washington St.	4	190	47.5	52	0	0	0	2	1	1-1	45	0	5	314	62.8	3	1
11/29/2025	at Coastal Carolina	1	30	30.0	30	0	0	0	0	0	3-3	47	0	11	693	63.0	8	0
12/05/2025	Troy	6	232	38.7	46	0	0	3	0	1	1-1	40	0	6	378	63.0	4	1
James Madison		44	1727	39.3	61	0	2	19	4	15	12-16	47	1	88	5589	63.5	60	2
Opponents		87	3536	40.6	63	3	5	27	7	20	15-19	52	1	47	2941	62.6	24	2



Opponent Game By Game



Date	Opponent	Rushing				Receiving				Passing				Kick Returns				Punt Returns				tot		
		no.	yds	td	lg	no.	yds	td	lg	cmp	att	int	yds	td	lg	no.	yds	td	lg	no.	yds	td	lg	off
08/30/2025	Weber St.	31	64	0	16	10	84	1	16	10-26-3	84	1	16	7	112	0	19	0	0	0	0	0	0	148
09/05/2025	at Louisville	30	113	1	78	13	151	1	64	13-23-0	151	1	64	1	25	0	25	0	0	0	0	0	0	264
09/20/2025	at Liberty	42	158	1	19	7	75	0	21	7-21-0	75	0	21	0	0	0	0	0	0	0	0	0	0	233
09/27/2025	Ga. Southern	26	27	0	10	14	165	1	43	14-24-0	165	1	43	0	0	0	0	1	11	0	11			192
10/04/2025	at Georgia St.	22	37	0	13	22	212	1	52	22-32-0	212	1	52	1	18	0	18	1	0	0	0			249
10/11/2025	Louisiana	28	45	0	8	14	243	2	69	14-29-1	243	2	69	2	42	0	23	0	0	0	0			288
10/18/2025	Old Dominion	29	76	0	17	13	209	3	98	13-21-2	209	3	98	1	27	0	27	1	4	0	4			285
10/28/2025	at Texas St.	40	122	1	16	18	230	1	48	18-35-3	230	1	48	4	81	0	28	0	0	0	0			352
11/08/2025	at Marshall	50	248	1	31	17	166	1	24	17-36-0	166	1	24	2	54	0	36	1	10	0	10			414
11/15/2025	App State	15	1	0	11	14	145	1	38	14-37-1	145	1	38	3	72	0	28	0	0	0	0			146
11/22/2025	Washington St.	37	130	1	21	19	171	1	48	19-31-1	171	1	48	1	24	0	24	0	0	0	0			301
11/29/2025	at Coastal Carolina	22	-5	0	6	18	175	1	42	18-40-1	175	1	42	3	58	0	25	0	0	0	0			170
12/05/2025	Troy	28	-26	2	13	16	203	0	43	16-39-0	203	0	43	1	27	0	27	2	8	0	6			177
Opponents		400	990	7	78	195	2229	14	98	195-394-12	2229	14	98	26	540	0	36	6	33	0	11			3219
James Madison		575	3195	36	73	201	2633	24	80	201-336-10	2633	24	80	20	434	1	88	24	197	0	22			5828

Opponents Averages

Games	Avg/ rush	Avg/ catch	Pass effic	KR avg	PR avg	All purpose avg/game	Total offense avg/game
13	2.5	11.4	102.6	20.8	5.5	295.3	247.6

Date	Opponent	Tackles				Sacks		Fumble		Pass Defense				blkd	PAT attempts				off		
		ua	a	total	tfl-yds	no-yds	ff	fr-yds	int-yds	qbh	brup	kick	kick	rush	rcv	saf	t/o	pts			
08/30/2025	Weber St.	37	42	79	8.0-21	1-9	1	1-0	1-0	2	4	1	1-1	0	0	0	7	10			
09/05/2025	at Louisville	40	50	90	7.0-29	6-28	1	1-0	1-0	2	3	0	0-0	1	1	0	0	28			
09/20/2025	at Liberty	40	24	64	2.0-5	0-0	0	0-0	1-0	1	4	0	1-1	0	0	0	0	13			
09/27/2025	Ga. Southern	39	40	79	3.0-6	0-0	0	0-0	0-0	2	2	0	1-1	0	0	0	0	10			
10/04/2025	at Georgia St.	24	58	82	4.0-11	1-7	0	0-0	0-0	4	3	0	1-1	0	0	0	0	7			
10/11/2025	Louisiana	44	42	86	4.0-12	0-0	3	2--1	1-16	3	4	0	2-2	0	0	0	0	14			
10/18/2025	Old Dominion	26	70	96	9.0-32	3-23	1	1-2	0-0	1	1	0	3-4	0	0	0	0	27			
10/28/2025	at Texas St.	41	10	51	3.0-11	1-4	0	0-0	1-2	3	2	0	2-2	0	0	0	7	20			
11/08/2025	at Marshall	21	42	63	6.0-19	1-8	0	0-0	1-3	7	1	0	0-1	0	1	0	3	23			
11/15/2025	App State	45	46	91	4.0-37	3-35	0	0-0	1-6	3	6	0	1-1	0	0	0	0	10			
11/22/2025	Washington St.	24	28	52	3.0-14	1-9	0	0-0	1-0	2	3	0	2-2	0	0	0	3	20			
11/29/2025	at Coastal Carolina	48	16	64	2.0-12	1-10	1	0-0	1-0	0	1	0	1-1	0	0	0	0	10			
12/05/2025	Troy	32	30	62	4.0-20	3-14	1	1-0	1-20	2	5	0	2-2	0	0	0	0	14			
Opponents		461	498	959	59.0-229	21-147	8	6-1	10-47	32	39	1	17-19	1	2	0	20	206			
James Madison		349	462	811	85.0-378	36-242	4	3-22	12-166	46	63	4	63-63	0	1	0	63	485			

		Punting										Field Goals			Kickoffs				
Date	Opponent	no.	yds	avg	long	blkd	tb	fc	50+	i20	md-att	long	blkd	no.	yds	avg	tb	ob	
08/30/2025	Weber St.	8	254	31.8	44	2	0	4	0	1	1-1	51	0	3	192	64.0	1	0	
09/05/2025	at Louisville	5	185	37.0	47	0	0	1	0	1	2-2	38	0	6	349	58.2	3	0	
09/20/2025	at Liberty	5	210	42.0	48	0	0	3	0	1	2-2	47	0	4	248	62.0	2	0	
09/27/2025	Ga. Southern	8	349	43.6	48	0	1	1	0	1	1-1	26	0	3	176	58.7	0	0	
10/04/2025	at Georgia St.	5	245	49.0	55	0	0	0	2	1	0-1	0	0	2	130	65.0	1	0	
10/11/2025	Louisiana	9	361	40.1	56	0	0	3	1	2	0-1	0	1	3	177	59.0	0	0	
10/18/2025	Old Dominion	6	231	38.5	48	0	1	2	0	0	0-0	0	0	5	323	64.6	3	0	
10/28/2025	at Texas St.	5	191	38.2	41	0	0	2	0	3	2-2	36	0	4	257	64.3	3	0	
11/08/2025	at Marshall	5	216	43.2	63	0	2	3	1	2	3-3	52	0	5	325	65.0	5	0	
11/15/2025	App State	9	407	45.2	51	0	0	2	1	1	1-1	48	0	3	195	65.0	3	0	
11/22/2025	Washington St.	4	177	44.3	52	0	0	2	1	2	2-2	36	0	5	321	64.2	2	1	
11/29/2025	at Coastal Carolina	8	317	39.6	46	0	0	2	0	2	1-2	34	0	1	61	61.0	0	0	
12/05/2025	Troy	10	393	39.3	50	1	1	2	1	3	0-1	0	0	3	187	62.3	1	1	
Opponents		87	3536	40.6	63	3	5	27	7	20	15-19	52	1	47	2941	62.6	24	2	
James Madison		44	1727	39.3	61	0	2	19	4	15	12-16	47	1	88	5589	63.5	60	2	



James Madison Inside Opponent Red-Zone

Date	Opponent	Score	Times	Times	Total	Rush	Pass	FGs	Failed to score inside RZ						
			In RZ	Scored	Pts	TDs	TDs	TDs	Made	FGA	Down	Int	Fumb	Half	Game
08/30/2025	Weber St.	W 45-10	6	6	38	5	3	2	1	1	0	0	0	0	0
09/05/2025	at Louisville	L 14-28	3	2	14	2	1	1	0	0	0	0	0	0	1
09/20/2025	at Liberty	W 31-13	6	5	31	4	3	1	1	1	0	1	0	0	0
09/27/2025	Ga. Southern	W 35-10	2	2	14	2	1	1	0	0	0	0	0	0	0
10/04/2025	at Georgia St.	W 14-7	4	2	14	2	2	0	0	0	1	0	0	0	1
10/11/2025	Louisiana	W 24-14	4	3	17	2	0	2	1	1	1	0	0	0	0
10/18/2025	Old Dominion	W 63-27	7	7	49	7	5	2	0	0	0	0	0	0	0
10/28/2025	at Texas St.	W 52-20	7	7	45	6	3	3	1	1	0	0	0	0	0
11/08/2025	at Marshall	W 35-23	2	2	14	2	2	0	0	0	0	0	0	0	0
11/15/2025	App State	W 58-10	9	9	51	6	6	0	3	3	0	0	0	0	0
11/22/2025	Washington St.	W 24-20	1	0	0	0	0	0	0	0	1	0	0	0	0
11/29/2025	at Coastal Carolina	W 59-10	5	5	27	3	1	2	2	2	0	0	0	0	0
12/05/2025	Troy	W 31-14	2	1	3	0	0	0	1	1	0	0	0	0	1
Totals 51 of 58 (87.9%)			58	51	317	41	27	14	10	10	3	1	0	0	3

Opponents Inside James Madison Red-Zone

Date	Opponent	Score	Times	Times	Total	Rush	Pass	FGs	Failed to score inside RZ						
			In RZ	Scored	Pts	TDs	TDs	TDs	Made	FGA	Down	Int	Fumb	Half	Game
08/30/2025	Weber St.	W 45-10	1	1	7	1	0	1	0	0	0	0	0	0	0
09/05/2025	Louisville	L 14-28	3	2	6	0	0	0	2	2	0	0	1	0	0
09/20/2025	Liberty	W 31-13	2	2	10	1	1	0	1	1	0	0	0	0	0
09/27/2025	Ga. Southern	W 35-10	3	2	10	1	0	1	1	1	1	0	0	0	0
10/04/2025	Georgia St.	W 14-7	1	1	7	1	0	1	0	0	0	0	0	0	0
10/11/2025	Louisiana	W 24-14	2	1	7	1	0	1	0	0	0	0	0	0	1
10/18/2025	Old Dominion	W 63-27	2	2	13	2	0	2	0	0	0	0	0	0	0
10/28/2025	Texas St.	W 52-20	4	4	20	2	1	1	2	2	0	0	0	0	0
11/08/2025	Marshall	W 35-23	4	3	17	2	1	1	1	1	1	0	0	0	0
11/15/2025	App State	W 58-10	2	2	10	1	0	1	1	1	0	0	0	0	0
11/22/2025	Washington St.	W 24-20	3	3	13	1	1	0	2	2	0	0	0	0	0
11/29/2025	Coastal Carolina	W 59-10	2	2	10	1	0	1	1	1	0	0	0	0	0
12/05/2025	Troy	W 31-14	2	2	14	2	2	0	0	0	0	0	0	0	0
Totals 27 of 31 (87.1%)			31	27	144	16	6	10	11	11	2	0	1	0	1



3rd-Down Conversions

Date	Opponent	Score	Overall	1st Qtr	2nd Qtr	3rd Qtr	4th Qtr	Overtime
08/30/2025	Weber St.	W 45-10	7-13 53.8	3-4 75.0	2-2 100.0	1-4 25.0	1-3 33.3	0-0 0.0
09/05/2025	at Louisville	L 14-28	7-17 41.2	2-4 50.0	0-3 0.0	1-3 33.3	4-7 57.1	0-0 0.0
09/20/2025	at Liberty	W 31-13	6-10 60.0	1-3 33.3	1-2 50.0	2-2 100.0	2-3 66.7	0-0 0.0
09/27/2025	Ga. Southern	W 35-10	8-13 61.5	1-3 33.3	2-3 66.7	3-3 100.0	2-4 50.0	0-0 0.0
10/04/2025	at Georgia St.	W 14-7	4-14 28.6	0-3 0.0	2-5 40.0	2-2 100.0	0-4 0.0	0-0 0.0
10/11/2025	Louisiana	W 24-14	8-17 47.1	3-4 75.0	1-4 25.0	1-3 33.3	3-6 50.0	0-0 0.0
10/18/2025	Old Dominion	W 63-27	12-16 75.0	3-4 75.0	2-3 66.7	3-4 75.0	4-5 80.0	0-0 0.0
10/28/2025	at Texas St.	W 52-20	6-11 54.5	1-2 50.0	1-2 50.0	4-5 80.0	0-2 0.0	0-0 0.0
11/08/2025	at Marshall	W 35-23	5-11 45.5	0-1 0.0	3-4 75.0	1-2 50.0	1-4 25.0	0-0 0.0
11/15/2025	App State	W 58-10	8-14 57.1	3-5 60.0	4-6 66.7	1-2 50.0	0-1 0.0	0-0 0.0
11/22/2025	Washington St.	W 24-20	4-11 36.4	1-3 33.3	0-3 0.0	2-3 66.7	1-2 50.0	0-0 0.0
11/29/2025	at Coastal Carolina	W 59-10	5-11 45.5	1-2 50.0	1-4 25.0	1-3 33.3	2-2 100.0	0-0 0.0
12/05/2025	Troy	W 31-14	2-14 14.3	0-4 0.0	0-3 0.0	2-4 50.0	0-3 0.0	0-0 0.0
James Madison			82-172 47.7	19-42 45.2	19-44 43.2	24-40 60.0	20-46 43.5	0-0 0.0
Opponents			54-188 28.7	16-50 32.0	19-51 37.3	7-35 20.0	12-52 23.1	0-0 0.0

4th-Down Conversions

Date	Opponent	Score	Overall	1st Qtr	2nd Qtr	3rd Qtr	4th Qtr	Overtime
08/30/2025	Weber St.	W 45-10	1-3 33.3	1-1 100.0	0-0 0.0	0-1 0.0	0-1 0.0	0-0 0.0
09/05/2025	at Louisville	L 14-28	1-3 33.3	0-0 0.0	1-2 50.0	0-0 0.0	0-1 0.0	0-0 0.0
09/20/2025	at Liberty	W 31-13	0-0 0.0	0-0 0.0	0-0 0.0	0-0 0.0	0-0 0.0	0-0 0.0
09/27/2025	Ga. Southern	W 35-10	0-0 0.0	0-0 0.0	0-0 0.0	0-0 0.0	0-0 0.0	0-0 0.0
10/04/2025	at Georgia St.	W 14-7	2-3 66.7	1-1 100.0	1-2 50.0	0-0 0.0	0-0 0.0	0-0 0.0
10/11/2025	Louisiana	W 24-14	0-1 0.0	0-1 0.0	0-0 0.0	0-0 0.0	0-0 0.0	0-0 0.0
10/18/2025	Old Dominion	W 63-27	0-1 0.0	0-0 0.0	0-1 0.0	0-0 0.0	0-0 0.0	0-0 0.0
10/28/2025	at Texas St.	W 52-20	0-0 0.0	0-0 0.0	0-0 0.0	0-0 0.0	0-0 0.0	0-0 0.0
11/08/2025	at Marshall	W 35-23	0-0 0.0	0-0 0.0	0-0 0.0	0-0 0.0	0-0 0.0	0-0 0.0
11/15/2025	App State	W 58-10	1-1 100.0	0-0 0.0	1-1 100.0	0-0 0.0	0-0 0.0	0-0 0.0
11/22/2025	Washington St.	W 24-20	0-1 0.0	0-0 0.0	0-0 0.0	0-1 0.0	0-0 0.0	0-0 0.0
11/29/2025	at Coastal Carolina	W 59-10	1-2 50.0	0-0 0.0	0-1 0.0	1-1 100.0	0-0 0.0	0-0 0.0
12/05/2025	Troy	W 31-14	1-2 50.0	0-0 0.0	0-0 0.0	0-0 0.0	1-2 50.0	0-0 0.0
James Madison			7-17 41.2	2-3 66.7	3-7 42.9	1-3 33.3	1-4 25.0	0-0 0.0
Opponents			12-26 46.2	3-5 60.0	3-5 60.0	1-3 33.3	5-13 38.5	0-0 0.0

Time of Possession

Date	Opponent	Score	Overall	1st Qtr	2nd Qtr	3rd Qtr	4th Qtr	Overtime
08/30/2025	Weber St.	W 45-10	32:27	10:02	06:13	09:49	06:23	00:00
09/05/2025	at Louisville	L 14-28	37:07	05:57	08:12	10:25	12:33	00:00
09/20/2025	at Liberty	W 31-13	33:03	10:13	06:03	04:34	12:13	00:00
09/27/2025	Ga. Southern	W 35-10	35:50	03:09	10:26	10:30	11:45	00:00
10/04/2025	at Georgia St.	W 14-7	31:53	03:10	12:23	03:27	12:53	00:00
10/11/2025	Louisiana	W 24-14	36:51	11:41	05:59	09:26	09:45	00:00
10/18/2025	Old Dominion	W 63-27	41:26	08:41	09:11	12:11	11:23	00:00
10/28/2025	at Texas St.	W 52-20	32:30	05:27	07:00	06:17	13:46	00:00
11/08/2025	at Marshall	W 35-23	28:03	05:21	10:52	03:52	07:58	00:00
11/15/2025	App State	W 58-10	42:18	07:31	14:18	09:22	11:07	00:00
11/22/2025	Washington St.	W 24-20	25:02	05:53	04:43	08:28	05:58	00:00
11/29/2025	at Coastal Carolina	W 59-10	36:04	08:45	08:50	07:45	10:44	00:00
12/05/2025	Troy	W 31-14	30:34	06:51	05:39	09:24	08:40	00:00
James Madison			Total 443:08	92:41	109:49	105:30	135:08	00:00
			Avg. 34:05	07:08	08:27	08:07	10:24	00:00
Opponents			Total 336:47	84:30	102:55	64:09	85:13	00:00
			Avg. 25:54	06:30	07:55	04:56	06:33	00:00



Team

Overtime Game	11/30/24 vs. Marshall (Lost 33-35)	Lost Two OT Game	11/30/24 vs. Marshall (Lost 33-35)
Won Overtime Game	10/5/19 at Stony Brook (Won 45-38)	Three Overtime Game	11/15/97 vs. Rhode Island (Won 39-37)
Lost Overtime Game	11/30/24 vs. Marshall (Lost 33-35)	Opponent Shut Out	2/20/21 vs. Morehead State (Won 52-0)
Two Overtime Game	11/30/24 vs. Marshall (Lost 33-35)	JMU Shut Out	10/17/09 vs. Villanova (Lost 27-0)
Won Two OT Game	10/13/12 vs. William & Mary (Won 27-26)		

	JMU	Opponent
40 Points	11/29/25 at Coastal Carolina (Won 59-10)	9/21/24 at North Carolina (Won 70-50)
50 Points	11/29/25 at Coastal Carolina (Won 59-10)	9/21/24 at North Carolina (Won 70-50)
60 Points	10/18/25 vs. Old Dominion (Won 63-27)	10/13/79 at Virginia (Lost 69-9)
70 Points	9/21/24 at North Carolina (Won 70-50)	Never
80 Points	10/29/16 vs. Rhode Island (Won 84-7)	Never
Consecutive 30-Point Games	11/29/25 at Coastal Carolina (Won 59-10) 12/5/25 vs. Troy (Won 31-14)	11/23/24 at App State (Lost 34-20) 11/30/24 vs. Marshall (Lost 33-35 2OT)
Consecutive 40-Point Games	10/18/25 vs. Old Dominion (Won 63-27) 10/28/25 at Texas State (Won 52-20)	10/24/15 vs. Richmond (Lost 59-49) 10/31/15 at William & Mary (Lost 44-41)
Consecutive 50-Point Games	10/18/25 vs. Old Dominion (Won 63-27) 10/28/25 at Texas State (Won 52-20)	Never
Consecutive 60-Point Games	9/21/24 at North Carolina (Won 70-50) 9/28/24 vs. Ball State (Won 63-7)	Never
250 Rushing Yards	12/5/25 vs. Troy (318)	12/23/23 vs. Air Force (351)
300 Rushing Yards	12/5/25 vs. Troy (318)	12/23/23 vs. Air Force (351)
400 Rushing Yards	9/16/17 vs. Norfolk State (472)	10/18/97 vs. Delaware (461)
500 Rushing Yards	10/23/76 vs. Frostburg State (501)	10/21/95 vs. Delaware (520)
300 Passing Yards	11/15/25 vs. App State (303)	12/18/24 vs. Western Kentucky (302)
400 Passing Yards	11/11/23 vs. UConn (457)	9/21/24 at North Carolina (475)
500 Passing Yards	Never	10/15/22 at Georgia Southern (578)
200 Yards Rushing and Passing	11/29/25 at Coastal Carolina (286/239)	11/5/22 at Louisville (244/223)
300 Yards Rushing and Passing	11/15/25 vs. App State (324/303)	10/24/15 vs. Richmond (305/415)
500 Yards of Total Offense	11/29/25 at Coastal Carolina (525)	9/21/24 at North Carolina (616)
600 Yards of Total Offense	11/15/25 vs. App State (627)	9/21/24 at North Carolina (616)
700 Yards of Total Offense	9/16/17 vs. Norfolk State (728)	10/24/15 vs. Richmond (720)
Safety Scored By	11/18/23 vs. App State	10/19/23 at Marshall
Two Defensive Touchdowns	9/22/18 vs. William & Mary (2 INT)	10/2/21 at New Hampshire (FR, INT)
Two Pick-Sixes	9/22/18 vs. William & Mary	11/3/18 at New Hampshire
Special Teams Touchdown	9/27/25 vs. Georgia Southern (Kickoff Return)	10/18/25 vs. Old Dominion (fumble on KO)
Allowed Zero Rushing Yards	12/5/25 vs. Troy (-26)	10/25/97 vs. Richmond (-27)
No Sacks Allowed	10/11/25 vs. Louisiana	11/22/25 vs. Washington State
No Punts	9/28/24 vs. Ball State	9/11/10 at Virginia Tech
No Penalties	10/1/22 vs. Texas State	11/23/24 at App State

**Individual - Offense & Defense**

	JMU	Opponent
100 Rushing Yards	12/5/25 Wayne Knight (212) vs. Troy	11/8/25 Antwan Roberts (121) at Marshall
150 Rushing Yards	12/5/25 Wayne Knight (212) vs. Troy	12/23/23 Emmanuel Michel (203) vs. Air Force
200 Rushing Yards	12/5/25 Wayne Knight (212) vs. Troy	12/23/23 Emmanuel Michel (203) vs. Air Force
Two 100-Yard Rushers	9/27/25 Wayne Knight (151), Jordan Fuller (137) vs. Georgia Southern	11/5/22 Tiyon Evans (126), Jawhar Jordan (117) at Louisville
Three 100-Yard Rushers	11/17/18 Cardon Johnson (162), Trai Sharp (107) & Ben DiNucci (104) at Towson	10/21/95 Kai Hebron (144), Leo Hamlett (121) & Pat Williams (104) vs. Delaware
Rushed 25 Times	10/1/22 Latrele Palmer (27) vs. Texas State	12/23/23 Emmanuel Michel (35) vs. Air Force
Rushed 30 Times	12/13/19 Percy Agyei-Obese (33) vs. Northern Iowa	12/23/23 Emmanuel Michel (35) vs. Air Force
Rushed 40 Times	Never	10/24/92 Tony Vinson (41) at Towson
50-Yard Rush	12/5/25 Wayne Knight (73-TD) vs. Troy	9/5/25 Isaac Brown (78-TD) at Louisville
75-Yard Rush	4/24/21 Jawon Hamilton (99-TD) vs. VMI	9/5/25 Isaac Brown (78-TD) at Louisville
Rushed for Two Touchdowns	11/15/25 Jobi Malary (3) vs. App State	9/21/24 Omarion Hampton (3) at North Carolina
	11/15/25 Alonza Barnett III (2) vs. App State	
Rushed for Three Touchdowns	11/15/25 Jobi Malary (3) vs. App State	9/21/24 Omarion Hampton (3) at North Carolina
Rushed for Four Touchdowns	10/18/25 Alonza Barnett III (4) vs. Old Dominion	10/24/15 Jacobi Green (5) vs. Richmond
Rushed for Five Touchdowns	10/23/99 Curtis Keaton (5) vs. UConn	10/24/15 Jacobi Green (5) vs. Richmond
300 Passing Yards	11/15/25 Alonza Barnett III (303) vs. App State	12/18/24 Caden Veltkamp (302) vs. Western Kentucky
350 Passing Yards	9/21/24 Alonza Barnett III (388) at North Carolina	9/21/24 Jacolby Criswell (475) at North Carolina
400 Passing Yards	11/11/23 Jordan McCloud (457) vs. UConn	9/21/24 Jacolby Criswell (475) at North Carolina
25 Completions	10/11/25 Alonza Barnett III (26) vs. Louisiana	12/18/24 Caden Veltkamp (25) vs. Western Kentucky
30 Completions	11/11/23 Jordan McCloud (33) vs. UConn	10/14/23 Davis Brin (31) vs. Georgia Southern
40 Completions	Never	10/12/13 Michael Strauss (41) vs. Richmond
40 Pass Attempts	10/11/25 Alonza Barnett III (40) vs. Louisiana	9/21/24 Jacolby Criswell (48) at North Carolina
50 Pass Attempts	10/6/01 Matt LeZotta (58) at Villanova	10/14/23 Davis Brin (52) vs. Georgia Southern
60 Pass Attempts	Never	10/15/22 Kyle Vantrease (64) at Georgia Southern
50-Yard Pass	11/22/25 Alonza Barnett III (68) vs. Washington State	10/18/25 Colton Joseph (98) vs. Old Dominion
75-Yard Pass	10/28/25 Alonza Barnett III (76) at Texas State	9/23/23 McCae Hillstead (76) at Utah State
Three Passing Touchdowns	11/29/25 Alonza Barnett III (3) at Coastal Carolina	10/19/24 JC French (3) at Georgia Southern
Four Passing Touchdowns	10/28/25 Alonza Barnett III (4) at Texas State	9/23/23 McCae Hillstead (4) at Utah State
Five Passing Touchdowns	9/28/24 Alonza Barnett III (5) vs. Ball State	11/5/16 Kyle Lauletta (5) at Richmond
350 Yards of Total Offense	10/28/25 Alonza Barnett III (362) at Texas State	9/21/24 Jacolby Criswell (475) at North Carolina
400 Yards of Total Offense	10/18/25 Alonza Barnett III (448) vs. Old Dominion	9/21/24 Jacolby Criswell (475) at North Carolina
450 Yards of Total Offense	9/21/24 Alonza Barnett III (487) at North Carolina	9/21/24 Jacolby Criswell (475) at North Carolina
500 Yards of Total Offense	10/15/22 Todd Centeio (512) at Georgia Southern	10/15/22 Kyle Vantrease (576) at Georgia Southern
Quarterback Ran/Threw for 100	10/18/25 Alonza Barnett III (153/295) vs. Old Dominion	9/20/08 Armanti Edwards (109/142) vs. App State
10 Receptions	11/25/23 Phoenix Sproles (11) at Coastal Carolina	10/28/23 Isiah Paige (10) vs. Old Dominion
125 Receiving Yards	9/21/24 Omarion Dollison (125) at North Carolina	10/11/25 Robert Williams (134) vs. Louisiana
150 Receiving Yards	11/11/23 Reggie Brown (202) vs. UConn	11/23/24 Makai Jackson (162) at App State
	11/11/23 Elijah Sarratt (160) vs. UConn	
200 Receiving Yards	11/11/23 Reggie Brown (202) vs. UConn	10/24/15 Brian Brown (204) vs. Richmond
Two 100-Yard Receivers	9/21/24 Omarion Dollison (125) & Cam Ross (107) at North Carolina	
Two Touchdown Receptions	10/28/25 Nick DeGennaro (2) at Texas State	10/18/25 Tre Brown (2) vs. Old Dominion
Three Touchdown Receptions	10/11/25 Landon Ellis (3) vs. Louisiana	11/10/18 Marven Beauvais (3) vs. Rhode Island
Four Touchdown Receptions	11/6/21 Kris Thornton (4) vs. Campbell	10/4/97 Brian Finneran (4) at Villanova
50-Yard Reception	11/22/25 Braeden Wisloski (68-TD) vs. Washington State	10/11/25 Dale Martin (69-TD) vs. Louisiana
75-Yard Reception	11/8/25 Jaylan Sanchez (80-TD) at Marshall	10/18/25 Tre Brown (98-TD) vs. Old Dominion
300 All-Purpose Yards	11/3/07 Griff Yancey (323) at Delaware	9/7/02 Stephen Lewis (305) vs. New Hampshire
400 All-Purpose Yards	Never	10/6/01 Brian Westbrook (405) at Villanova

**Individual - Special Teams**

	JMU	Opponent
45-Yard Field Goal	11/29/25 Morgan Suarez (47) at Coastal Carolina	11/15/25 Dominic De Freitas (48) vs. App State
50-Yard Field Goal	11/23/24 Noe Ruelas (52) at App State	11/8/25 Lorcan Quinn (52) at Marshall
60-Yard Field Goal	Never	11/5/88 David Cool (60) at Georgia Southern
Two Field Goals	11/29/25 Morgan Suarez (3) at Coastal Carolina	11/8/25 Lorcan Quinn (3) at Marshall
Three Field Goals	11/29/25 Morgan Suarez (3) at Coastal Carolina	11/8/25 Lorcan Quinn (3) at Marshall
Four Field Goals	11/13/21 Ethan Ratke (6) at William & Mary	10/12/13 Brandon Jordi (4) vs. Richmond
55-Yard Punt	11/8/25 Patrick Rea (61) at Marshall	11/8/25 Nathan Totten (63) at Marshall
60-Yard Punt	11/8/25 Patrick Rea (61) at Marshall	11/8/25 Nathan Totten (63) at Marshall
70-Yard Punt	5/8/21 Harry O'Kelly (74) at Sam Houston	10/19/23 John McConnell (74) at Marshall
Kickoff Return for Touchdown	9/27/25 Curtis Harris-Lopez (88) vs. Georgia Southern	10/19/23 Jayden Harrison (94) at Marshall
50-Yard Kickoff Return	9/27/25 Curtis Harris-Lopez (88) vs. Georgia Southern	10/19/23 Jayden Harrison (94) at Marshall
100 Yards on Kickoff Returns	10/28/23 DJ Barksdale (112) vs. Old Dominion	11/30/24 Ian Foster (102) vs. Marshall
150 Yards on Kickoff Returns	10/10/15 Charles Tutt (153) at Towson	10/19/23 Jayden Harrison (153) at Marshall
Punt Return for Touchdown	9/21/24 Jayden Mines (14) at North Carolina	11/23/24 Michael Hetzel (9) at App State
50-Yard Punt Return	11/23/19 D'Angelo Amos (85-TD) at Rhode Island	5/8/21 Jequez Ezzard (80-TD) at Sam Houston
100 Yards on Punt Returns	10/19/19 D'Angelo Amos (125) at William & Mary	9/6/03 D'Angelo Hall (105) at Virginia Tech
Punt Blocked By	12/5/25 Chase Regan vs. Troy	11/23/24 Cahari Haynes at App State
Punt Blocked for TD By	9/21/24 Terrence Spence/Jayden Mines at North Carolina	11/23/24 Cahari Haynes/Michael Hetzel at App State
Field Goal Blocked By	10/11/25 Justin Eaglin vs. Louisiana	8/30/25 Kevin Enriquez vs. Weber State
Field Goal Blocked for TD By	9/28/02 Rodney McCarter/Trey Townsend (TD) vs. Villanova	Never
Extra Point Blocked By	11/9/24 Terrence Spence vs. Georgia State	10/22/22 Damion Barber Jr. vs. Marshall
Two Sacks	12/5/25 Sahir West (3.0) vs. Troy	9/28/24 Sam Feeney (2.0) vs. Ball State
Three Sacks	12/5/25 Sahir West (3.0) vs. Troy	10/22/22 Owen Porter (3.5) vs. Marshall
Four Sacks	10/19/23 Jalen Green (5.0) at Marshall	Never
Five Sacks	10/19/23 Jalen Green (5.0) at Marshall	Never
Interception Return for TD	11/29/25 KJ Flowe (34) at Coastal Carolina	11/30/24 Jadarius Green-McKnight (28) vs. Marshall
Two Interceptions	10/18/25 Justin Eaglin (2) vs. Old Dominion	10/22/22 Charlie Gray vs. Marshall
Three Interceptions	12/16/17 Jimmy Moreland (3) vs. South Dakota State	10/2/93 Matt Rojotte (3) at UMass
50-Yard Interception Return	12/7/19 Charles Tutt (79-TD) vs. Monmouth	11/3/18 Evan Horn (75-TD) at New Hampshire
Fumble Return for Touchdown	12/5/25 Drew Spinogatti (22) vs. Troy	10/18/25 Lucas Struck (2) vs. Old Dominion
Two Fumble Recoveries	9/22/18 D'Angelo Amos (2) vs. William & Mary	9/4/10 Jerome Raymond (2) vs. Morehead State
Two-Point Conversion	11/29/25 Alonza Barnett pass to Nick Degennaro at Coastal Carolina	11/8/25 Carlos Del Rio-Wilson pass to De'Andre Tamarez at Marshall
Defensive PAT	10/26/24 Chris Shearin vs. Southern Miss	10/22/22 E.J. Jackson vs. Marshall



Rush

1. 99 (TD)	Jawon Hamilton vs. VMI	4/24/21
2. 95 (TD)	Joe Sparksman vs. William & Mary	11/10/90
3. 92 (TD)	Brian Coe at Delaware State	10/8/83
4. 87 (TD)	Marcus Marshall vs. South Dakota State	12/16/17
5. 86 (TD)	Griff Yancey at Delaware	11/3/07
86 (TD)	Ron Stith vs. Frostburg State	10/23/76
7. 85 (TD)	Cardon Johnson at ECU	9/2/17
85 (TD)	Khalid Abdullah at Maine	9/24/16
9. 83 (TD)	Maurice Fenner vs. Lock Haven	9/4/04
10. 82 (TD)	Stan Jones at Emory & Henry	9/11/76

Pass

1. 93 (TD)	Vad Lee to DeAndre' Smith at Richmond	11/15/14
2. 86 (TD)	Mike Cawley to David McLeod vs. New Hampshire	10/16/93
3. 83 (TD)	Cole Johnson to Kris Thornton vs. Towson	11/20/21
4. 82 (TD)	Cole Johnson to Devin Ravenel vs. Montana	12/10/21
82 (TD)	Mike Cawley to Jay Jones at Appalachian State	11/25/95
6. 81 (TD)	Jayson Cooke to Tahir Hinds vs. Rhode Island	11/1/03
7. 80 (TD)	Alonza Barnett III to Jaylan Sanchez at Marshall	11/8/25
80 (TD)	Jordan McCloud to Reggie Brown vs. UConn	11/11/23
80 (TD)	Ben DiNucci to Brandon Polk vs. Richmond	11/16/19
80 (TD)	Jace Edwards to Kerby Long vs. Villanova	10/15/11
80 (TD)	Jon Roddy to Gary Clark at Virginia	9/18/82

Kickoff Return

1. 100 (TD)	Dejor Simmons vs. Richmond	10/12/13
100 (TD)	Scotty McGee vs. Towson	11/17/07
3. 99 (TD)	Scotty McGee vs. Appalachian State	9/20/08
99 (TD)	Scotty McGee at Youngstown State	11/25/06
99 (TD)	Jay Jones at Richmond	10/19/96
6. 98 (TD)	Brandon Ravenel vs. Villanova	11/21/15
98 (TD)	Tony Booth vs. Northeastern	11/7/98
98 (TD)	Shaun Marshall vs. Boston	10/7/95
9. 95 (TD)	Gary Clark vs. Liberty	9/24/83
10. 94 (TD)	Cam Ross vs. Southern Miss	10/26/24
94 (TD)	Solomon Vanhorne vs. Towson	11/20/21
94 (TD)	Dwight Robinson vs. Villanova	10/15/94

Punt Return

1. 89 (TD)	D'Angelo Amos at Villanova	10/13/18
89 (TD)	Gary Clark at Virginia	9/17/83
2. 87 (TD)	Cortez Thompson vs. Delaware	11/6/04
87 (TD)	Gary Clark at Virginia	9/17/83
5. 85 (TD)	D'Angelo Amos at Rhode Island	11/23/19
6. 81 (TD)	D'Angelo Amos at Villanova	10/13/18
7. 80 (TD)	Anthony Archer vs. Georgia Southern	10/19/91
8. 79 (TD)	Gary Clark vs. Appalachian State	9/11/82
9. 77 (TD)	Earnest Payton vs. Boston University	11/22/97
10. 76 (TD)	D'Angelo Amos at Norfolk State	9/8/18
76 (TD)	Rashard Davis vs. Morehead State	9/3/16

Interception Return

1. 100 (TD)	Jimmy Moreland at Richmond	9/29/18
100 (TD)	Tony LeZotte vs. Towson	11/19/05
3. 94 (TD)	Tony Jordan vs. William & Mary	10/12/96
4. 83 (TD)	MJ Hampton vs. Villanova	10/12/19
5. 82 (TD)	Rashad Robinson vs. New Hampshire	10/28/17
6. 81 (TD)	Brent Austin vs. UConn	11/11/23
7. 79 (TD)	Charles Tutt vs. Monmouth	12/7/19
8. 70 (TD)	Akeem Jordan at Massachusetts	10/15/05
9. 69 (TD)	Clint Kent at William & Mary	12/10/04
10. 67	Trey Townsend vs. Delaware	11/6/04
* 100(PAT)	Mike Masella vs. Villanova	9/19/98

Fumble Return

1. 99 (TD)	Chris Morant vs. Northeastern	11/7/98
2. 94 (TD)	Mark Coates vs. Delaware	9/25/99
3. 84 (TD)	Dan Kobosko at Richmond	11/12/88
4. 77 (TD)	Taylor Reynolds vs. Villanova	11/21/15
5. 68 (TD)	Arthur Moats vs. Towson	11/21/09
6. 53 (TD)	Cortez Thompson at Rhode Island	11/2/02
7. 46 (TD)	Andy Bailey at William & Mary	10/11/98
8. 39	D'Angelo Amos vs. William & Mary	9/22/18
9. 38 (TD)	Jamaris Sanders at Massachusetts	11/14/09
38 (TD)	Kevin Winston vs. Richmond	10/28/06

Field Goal

1. 53	Mickey Stinnett vs. Richmond	9/1/84
2. 52	Noe Ruelas at App State	11/23/24
52	Mike Glover vs. South Florida	10/30/99
4. 51	Jason Pritchard at Richmond	10/11/08
51	Scott Norwood vs. Towson State	11/7/81
51	Scott Norwood vs. Morehead State	11/10/79
7. 50	Noe Ruelas at North Carolina	9/21/24
50	Jason Pritchard at Rhode Island	10/13/07
50	Burke George at Hofstra	9/21/02
50	Burke George at Maine	9/29/01
50	Mike Glover at Hofstra	11/20/99
50	Nelson Garner at William & Mary	10/11/97

Punt

1. 74	Harry O'Kelly at Sam Houston	5/8/21
2. 73	Nelson Garner vs. Boston University	10/7/95
73	Scott Todd vs. Appalachian State	9/10/88
4. 71	Winston Bersch vs. Salisbury State	10/13/73
5. 70	Jason Pritchard vs. Towson	11/17/07
6. 69	Scott Todd vs. Richmond	11/12/88
7. 67	Nelson Garner at Northeastern	11/8/97
8. 66	Ryan Hanson at Georgia Southern	10/19/24
66	Harry O'Kelly vs. South Dakota State	12/16/17
66	Gunnar Kane vs. William & Mary	10/8/16
66	Mike Glover vs. South Florida	10/30/99

Opponent Long Plays

Rush	94	(TD)	Bill Douglas vs. Frostburg State	10/23/76
Pass	98	(TD)	Colton Joseph to Tre Brown vs. Old Dominion	10/18/25
Field Goal	63		Tim Foley vs. Georgia Southern	11/7/87
Punt	75		Andrew MacLay at Massachusetts	10/10/98
Kickoff Return	100	(TD)	Marcus Taylor vs. Norfolk State	9/16/17
Punt Return	81	(TD)	DeAndrew Rubin at South Florida	9/16/00
Interception Return	100	(TD)	Melvin Cunningham at Marshall	12/3/94
	100	(TD)	Rico Mack vs. Appalachian State	11/17/90
Fumble Return	93	(TD)	Noah Palm at New Hampshire	10/2/21



TEAM RECORDS

Rushing Yards

501 vs. Frostburg State - 10/23/76

Most Rushes

84 at Richmond - 9/22/90

Rushing Touchdowns

10 vs. Morehead State - 9/3/16

Passing Yards

468 at Georgia Southern - 10/15/22

Completions

34 at Villanova - 10/6/01

Passing Percentage

.941 vs. Elon (16/17) - 11/19/16

Passing Touchdowns

6 vs. Middle Tennessee - 9/3/22
vs. Towson - 11/20/21
vs. Elon - 10/30/21
vs. Morehead State - 9/4/21
vs. Morgan State - 9/14/19
vs. New Hampshire - 12/3/16

Interceptions Thrown

6 vs. Delaware - 11/3/01

Total Offense

729 at SMU - 9/26/15

Touchdowns

12 vs. Rhode Island - 10/29/16

Made Field Goals

6 at William & Mary - 11/13/21

Plays

99 vs. Delaware - 9/27/14

First Downs

40 vs. Albany - 9/19/15

All-Purpose Yards

934 vs. Lock Haven - 9/2/00

Punting Average

52.5 at Youngstown State - 9/26/92

Punt Returns for TD's

2 at Villanova - 10/13/18
vs. Sam Houston State - 12/9/16
vs. CCSU - 9/10/16
at Virginia - 9/17/83

JMU Turnovers

8 at Virginia - 10/13/79
8 at Towson - 9/15/79

Opponent Turnovers

10 vs. South Dakota State - 12/16/17

Interceptions Made

6 vs. South Dakota State - 12/16/17 (*Division I record*)
at Gallaudet - 11/17/73

JMU Fumbles

9 vs. Davidson - 10/26/85
9 vs. Liberty - 9/21/85
Lost - 6 at Virginia - 10/13/79

Opponent Fumbles

11 vs. Randolph-Macon - 10/27/79
Lost - 8 vs. Emory & Henry - 10/26/74

Opponent Points

69 at Virginia - 10/13/79

JMU Win Margin

77 vs. Rhode Island (84-7) - 10/29/16

JMU Win Margin on Road

53 at Richmond (63-10) - 9/29/18

Opponent Win Margin

60 at Virginia (9-69) - 10/13/79

Penalties

15 at UMass - 9/26/87

Yards Penalized

172 at ECU - 9/2/17

1st-Quarter Points

28 vs. Rhode Island - 10/29/16
vs. Morehead State - 9/3/16

2nd-Quarter Points

35 vs. Norfolk State - 9/16/17
vs. Morgan State - 9/2/95

3rd-Quarter Points

30 vs. South Dakota State - 12/16/17

4th-Quarter Points

28 at Coastal Carolina - 11/29/25
28 vs. Lock Haven - 9/2/00

1st-Half Points

53 at North Carolina - 9/21/24

2nd-Half Points

51 vs. Morehead State - 9/4/21

Total Points

84 vs. Rhode Island - 10/29/16

INDIVIDUAL RECORDS

Rushing Yards

276 Vad Lee at SMU - 9/26/15

Rushing Attempts

38 Curtis Keaton at Delaware - 11/21/98

Rushing Touchdowns

5 Curtis Keaton vs. UConn - 10/23/99
Kelvin Jeter vs. Morgan State 9/2/95

Rushing Long

99 Jawon Hamilton vs. VMI - 4/24/21

Passing Yards

468 Todd Centeio at Georgia Southern - 10/15/22

Passing Completions

34 Matt LeZotte at Villanova - 10/6/01

Passing Attempts

58 Matt LeZotte at Villanova - 10/6/01

Passing Percentage (min. 15 pass attempts)

95.5 Bryan Schor (21/22) vs. Rhode Island - 10/29/16



INDIVIDUAL RECORDS CONT.

Passing Touchdowns

6 Todd Centeio vs. Middle Tennessee - 9/3/22
Cole Johnson vs. Towson - 11/20/21
Cole Johnson vs. Elon - 10/30/21

Passing Long

93 Vad Lee to DeAndre' Smith at Richmond - 11/15/14

Interceptions Thrown

6 Matt LeZotte vs. Delaware - 11/3/01

Receptions

13 Elijah Sarratt vs. UConn - 11/11/23
Earnest Payton at Rhode Island - 10/31/98
Earnest Payton at UMass - 10/10/98

Receiving Yards

202 Reggie Brown vs. UConn - 11/11/23

Receiving Touchdowns

4 Kris Thornton vs. Campbell - 11/6/21

Total Yards of Offense

565 Vad Lee at SMU - 9/26/15

Total Plays

71 Vad Lee at Villanova - 9/20/14
Matt Lezotte at Villanova - 10/6/01

Run-Pass Touchdowns

7 Alonza Barnett III at North Carolina - 9/21/24
6 Alonza Barnett III vs. Old Dominion - 10/18/25
Alonza Barnett III vs. Ball State - 9/28/24
Jordan McCloud at Coastal Carolina - 11/25/23
Jordan McCloud at Georgia State - 11/4/23
Jordan McCloud at Utah State - 9/23/23
Todd Centeio vs. Middle Tennessee - 9/3/22
Cole Johnson vs. Southeastern Louisiana - 12/4/21
Cole Johnson vs. Towson - 11/20/21
Cole Johnson vs. Elon - 10/31/21
Vad Lee at Charlotte - 10/25/14

All-Purpose Yards

339 Jay Jones at Richmond - 10/19/96

Points

30 Curtis Keaton vs. UConn - 10/23/99
Kelvin Jeter vs. Morgan State - 9/2/95

Points Kicking

20 Ethan Ratke at William & Mary - 11/13/21

Extra Points Made

12 Tyler Gray vs. Rhode Island - 10/29/16

Extra Points Attempted

12 Tyler Gray vs. Rhode Island - 10/29/16

Field Goals Made

6 Ethan Ratke at William & Mary - 11/13/21

Field Goal Attempts

6 Ethan Ratke at William & Mary - 11/13/21

Field Goal Long

53 Mickey Stinnett vs. Richmond - 9/1/84

Punts

12 Sam Clark vs. Marshall - 10/22/22

Punt Average (3 att.)

53.0 John Druiett vs. Liberty - 9/21/85

Punt Long

74 Harry O'Kelly at Sam Houston - 5/8/21

Kickoff Returns

7 Griff Yancey at Delaware - 11/3/07
Shaun Marshall vs. Delaware - 10/21/95
John Allen at UConn - 9/18/93

Kickoff Return Yards

268 Jay Jones at Richmond - 10/19/96

Kickoff Return Long

100 Dejour Simmons vs. UR - 10/12/13
Scotty McGee vs. Towson - 11/17/07

Kickoff Return TD's

1 Curtis Harris-Lopez vs. Georgia Southern - 9/27/25
Cam Ross vs. Southern Miss - 10/26/24
Solomon Vanhorne vs. Towson - 11/20/21
Devin Ravenel vs. Morgan State - 9/14/19
Jawon Hamilton at Richmond - 9/29/18
Brandon Ravenel vs. New Hampshire - 12/3/16
Brandon Ravenel vs. Villanova - 11/21/15
Charles Tutt at Towson - 10/10/15
Dejour Simmons vs. Richmond - 10/12/13
Scotty McGee vs. App. State - 9/20/08
Scotty McGee vs. Towson - 11/17/07
Scotty McGee at Youngstown State - 11/25/06
Tony Booth vs. Northeastern - 11/7/98
B.J. Thornley vs. Richmond - 10/25/97
Jay Jones at Richmond - 10/19/96
Shaun Marshall vs. Boston Univ. - 10/7/95
Dwight Robinson vs. Villanova - 10/15/94
Dwight Robinson at William & Mary - 10/30/93
Dwight Robinson vs. Lock Haven - 9/4/93
Gary Clark vs. Liberty - 9/24/83

Punt Returns

8 L.C. Baker vs. Lock Haven - 9/4/04

Punt Return Yards

183 D'Angelo Amos at Villanova - 10/13/18
Gary Clark at Virginia - 9/17/83

Punt Return Long

89 D'Angelo Amos at Villanova - 10/13/18
Gary Clark at Virginia - 9/17/83

Punt Return TD's

2 D'Angelo Amos at Villanova (89, 81) - 10/13/18
Gary Clark at Virginia (87, 89) - 9/17/83

Tackles

26 Clyde Hoy vs. Towson - 11/7/81
Clyde Hoy at U.S. Merchant Marine - 10/4/80

Sacks

5.0 Jalen Green at Marshall - 10/19/23

Interceptions Caught

3 Jimmy Moreland vs. South Dakota State - 12/16/17
Chris Jacobs vs. Georgia Southern - 11/2/85
Bob Logan at Emory & Henry - 9/11/76

Interception Yards

101 Taylor Reynolds at Richmond - 11/15/14

Interception Return Long

100 Jimmy Moreland (TD) at Richmond - 9/29/18
Tony LeZotte (TD) vs. Towson - 11/19/05
Mike Masella (Def. 2-Pt.) vs. Villanova - 9/9/98

Interception Return TD

2 Taylor Reynolds at Richmond - 11/15/14

Fumble Return TD

2 Tom McGlooin vs. Randolph-Macon - 10/27/79

Fumble Return Yards

99 Chris Morant vs. Northeastern 9/11/99

Total Defensive TD

2 Taylor Reynolds (2 INT) at Richmond - 11/15/14
2 Dennard Melton (INT, FR) vs. Lock Haven - 9/2/00
2 Tom McGlooin (2 FR) vs. Randolph-Macon - 10/27/79



Team Single-Game Top-5 List



Rushing Yards

501	vs. Frostburg State - 10/23/76
498	vs. Morehead State - 9/3/16
491	vs. Washington & Lee - 9/9/78
472	vs. Norfolk State - 9/16/17
442	vs. Towson State - 10/12/91

Road only:

440	at SMU - 9/26/15
440	at Towson - 11/22/08
410	at ECU - 9/2/17
406	at Elon - 10/17/15
403	at Delaware - 11/3/07

Most Rushes

84	at Richmond - 9/22/90
79	vs. Frostburg State - 10/23/76
74	vs. Morehead State - 9/3/16
72	vs. Washington & Lee - 9/9/78
71	vs. ETSU - 11/8/86
71	at Emory & Henry - 9/11/76

Rushing Touchdowns

10	vs. Morehead State - 9/3/16
9	vs. Gallaudet - 11/16/74
8	vs. Morgan State - 9/2/95
7	vs. App State - 11/15/25
7	vs. Norfolk State - 9/16/17
7	at Towson - 11/22/08
7	vs. Bloomsburg State - 9/2/89
7	vs. Washington & Lee - 9/9/78

Passing Yards

468	at Georgia Southern - 10/15/22
457	vs. UConn - 11/11/23
433	at Richmond - 11/15/14
422	at New Hampshire - 11/3/18
408	vs. New Hampshire - 12/3/16

Road only:

468	at Georgia Southern - 10/15/22
433	at Richmond - 11/15/14
422	at New Hampshire - 11/3/18
406	at Villanova - 9/20/14
394	at Arkansas State - 10/8/22

Pass Completions

34	at Villanova - 10/6/01
33	vs. UConn - 11/11/23
33	at New Hampshire - 10/2/21
33	vs. Delaware - 10/21/95
32	at New Hampshire - 11/3/18
32	at Charlotte - 10/25/14

Road only:

34	at Villanova - 10/6/01
33	at New Hampshire - 10/2/21
32	at New Hampshire - 11/3/18
32	at Charlotte - 10/25/14
29	at Akron - 9/7/13

Pass Percentage (Min. 15 att.)

.941	vs. Elon (16/17) - 11/19/16
.892	vs. UConn (33/37) - 11/11/23
.880	vs. Elon (22/25) - 10/30/21
.875	vs. Rhode Island (21/24) - 10/29/16
.867	vs. Maine (13/15) - 10/8/05
.867	at Rhode Island (13/15) - 11/2/02

Passing Touchdowns

6	vs. Middle Tennessee - 9/3/22
6	vs. Towson - 11/20/21
6	vs. Elon - 10/30/21
6	vs. Morehead State - 9/4/21
6	vs. Morgan State - 9/14/19
6	vs. New Hampshire - 12/3/16

Interceptions Thrown

6	vs. Delaware - 11/3/01
5	at Colgate - 12/1/18
5	vs. Albany - 9/19/15
5	at Shippensburg - 11/12/83
4	12 times

Total Offense

729	at SMU - 9/26/15
728	vs. Norfolk State - 9/16/17
713	vs. Morehead State - 9/5/15
699	vs. Elon - 11/19/16
687	vs. Morehead State - 9/4/21

Road only:

729	at SMU - 9/26/15
675	at Georgia Southern - 10/15/22
614	at ECU - 9/2/16
611	at North Carolina - 9/21/24
606	at Lehigh - 9/6/14

Touchdowns

12	vs. Rhode Island - 10/29/16
11	vs. Morehead State - 9/3/16
11	vs. Gallaudet - 11/16/74
10	vs. Robert Morris - 9/13/18
10	vs. Norfolk State - 9/16/17
10	vs. Lock Haven - 9/2/00
10	vs. Morgan State - 9/2/95

Plays

99	vs. Delaware - 9/27/14
96	at Richmond - 9/22/90
95	at Charlotte - 10/25/14
94	vs. Charlotte - 9/21/13
94	at Akron - 9/7/13

First Downs

40	vs. Albany - 9/19/15
39	vs. Norfolk State - 9/16/17
38	vs. Saint Francis (Pa.) - 9/1/12
36	vs. Monmouth - 12/7/19
34	vs. Morehead State - 9/3/16
34	at SMU - 9/26/15

Road/Neutral only:

34	at SMU - 9/26/15
33	at Georgia State - 11/4/23
32	vs. Montana - 12/17/04 (title game)
31	at Georgia Southern - 10/15/22
31	at Lehigh - 9/6/14

All-Purpose Yards

934	vs. Lock Haven - 9/2/00
876	vs. Norfolk State - 9/16/17
851	vs. Elon - 11/19/16
820	vs. Lock Haven - 9/4/04
804	at Georgia Southern - 10/15/22

Punt Average (min. 3 att.)

54.0	vs. Lehigh - 9/12/15
52.5	at Youngstown State - 9/26/92
51.7	at Elon - 9/28/19
49.5	vs. Albany - 10/5/13
49.3	vs. Gardner-Webb - 9/7/24
	vs. Bucknell - 9/2/23



Team Single-Game Top-5 List



JMU Turnovers

8	at Virginia – 10/13/79
8	at Towson – 9/15/79
7	10 times

Interceptions Made

6	vs. South Dakota State – 12/16/17
6	at Gallaudet – 11/17/73
5	vs. Stony Brook – 12/2/17
5	vs. Rhode Island – 10/29/16
5	at Villanova – 10/6/01
5	at Maine – 9/27/97
5	at Northeastern – 11/23/91

JMU Fumbles

9	vs. Davidson – 10/26/85
9	vs. Liberty – 9/21/85
8	vs. Youngstown State – 10/20/90
8	at William & Mary – 10/6/79
8	vs. Salisbury – 10/15/77

JMU Fumbles Lost

6	at Virginia – 10/13/79
5	7 times

Opponent Points

69	at Virginia – 10/13/79
59	vs. Richmond – 10/24/15
59	at Shippensburg – 11/12/77
56	at North Carolina – 9/17/16
52	at Maryland – 8/30/14

JMU Win Margin

77	vs. Rhode Island – 10/29/16
73	vs. Morehead State – 9/3/16
72	vs. Lock Haven (72-0) – 9/2/00
69	vs. Morgan State (76-7) – 9/2/95
66	vs. Robert Morris (73-7) – 9/13/18

Win Margin on Road

53	at Richmond (63-10) – 9/29/18
51	at Elon (51-0) – 10/17/15
49	at Coastal Carolina – 11/29/25
42	at Coastal Carolina – 11/25/23
39	at Villanova (42-3) – 11/13/93

Opponent Win Margin

60	at Virginia (9-69) – 10/13/79
47	at Virginia Tech (0-47) – 9/4/99
45	at Maryland (7-52) – 8/30/14
45	at Appalachian State (0-45) – 9/12/81
43	at Virginia Tech (0-43) – 9/7/03

Penalties

15	at Massachusetts – 9/26/87
14	at ECU – 9/2/17
14	vs. Morehead State – 9/19/87
14	vs. ETSU – 11/8/86
14	vs. Towson State – 11/23/85
14	vs. Randolph-Macon – 10/27/79

Yards Penalized

172	at ECU – 9/2/17
165	vs. ETSU – 11/8/86
150	vs. Randolph-Macon – 10/27/79
148	vs. Towson State – 11/23/85
131	at Massachusetts – 9/26/87

Points (Any Quarter)

35	vs. Norfolk State (2nd) – 9/16/17
35	vs. Morgan State (2nd) – 9/2/95
31	vs. Robert Morris (2nd) – 9/13/18
30	vs. South Dakota State (3rd) – 12/16/17
28	17 times

Road record:

28	at Coastal Carolina (4th) – 11/29/25
28	at North Carolina (2nd) – 9/21/24
28	at Richmond (2nd) – 9/29/18

1st-Quarter Points

28	vs. Rhode Island – 10/29/16
28	vs. Morehead State – 9/3/16
25	at North Carolina – 9/21/24
23	vs. Randolph-Macon – 10/27/79
22	vs. Ball State – 9/28/24

2nd-Quarter Points

35	vs. Norfolk State – 9/16/17
35	vs. Morgan State – 9/2/95
31	vs. Robert Morris – 9/13/18
28	11 Times

3rd-Quarter Points

30	vs. South Dakota State – 12/16/17
28	vs. Morehead State – 9/4/21
28	vs. Lock Haven – 9/4/04
28	vs. Liberty – 9/9/00
26	vs. Gallaudet – 11/16/74

4th-Quarter Points

28	at Coastal Carolina – 11/29/25
28	vs. Lock Haven – 9/2/00
24	vs. Villanova – 10/7/00
23	vs. Morehead State – 9/4/21
23	vs. Delaware – 10/29/83

Points (Any Half)

53	at North Carolina (1st) – 9/21/24
52	vs. Robert Morris (1st) – 9/13/18
52	vs. Morehead State (1st) – 9/3/16
51	vs. Morehead State (2nd) – 9/4/21
49	vs. Rhode Island (1st) – 10/29/16
49	vs. Morgan State (1st) – 9/3/95

1st-Half Points

53	at North Carolina – 9/21/24
52	vs. Robert Morris – 9/13/18
52	vs. Morehead State – 9/3/16
49	vs. Rhode Island – 10/29/16
49	vs. Morgan State – 9/3/95

2nd-Half Points

51	vs. Morehead State – 9/4/21
42	vs. Lock Haven – 9/2/00
40	vs. Gallaudet – 11/16/74
39	at Coastal Carolina – 11/29/25
36	vs. Elon – 11/19/16

Total Points

84	vs. Rhode Island – 10/29/16
80	vs. Morehead State – 9/3/16
76	vs. Morgan State – 9/2/96
75	vs. Norfolk State – 9/16/17
73	vs. Robert Morris – 9/13/18

Road record:

70	at North Carolina – 9/21/24
----	-----------------------------



Game

Rushing Yards

1.	276	Vad Lee at SMU (9/26/15)
2.	265	Cardon Johnson at ECU (9/2/17)
3.	264	Warren Marshall vs. William & Mary (10/25/86)
4.	251	Dae'Quan Scott at UMass (11/19/11)
5.	247	Warren Marshall at Liberty (9/22/84)
6.	241	Curtis Keaton vs. Villanova (9/19/98)
7.	240	Kelvin Jeter vs. Troy State (11/26/94)
8.	237	Curtis Keaton vs. Connecticut (10/23/99)
9.	216	Ron Stith vs. California (Pa.) (10/9/76)
10.	213	Jordan Anderson vs. Maine (10/8/11)

Rush Attempts

1.	38	Curtis Keaton at Delaware (11/21/98)
2.	36	Trai Sharp at Delaware (9/30/17)
	36	Raymond Hines vs. William & Mary (11/13/04)
	36	Kelvin Jeter vs. William & Mary (10/12/96)
5.	35	Curtis Keaton vs. Villanova (9/19/98)
	35	Kenny Sims at Central Florida (11/14/92)
7.	34	Curtis Keaton vs. South Florida (10/30/99)
	34	Curtis Keaton at New Hampshire (9/18/99)
	34	Anthony Moore vs. Rhode Island (11/15/97)
10.	33	Four times

Rushing Touchdowns

1.	5	Curtis Keaton vs. Connecticut (10/23/99)
	5	Kelvin Jeter vs. Morgan State (9/2/95)
3.	4	Alonza Barnett III vs. Old Dominion (10/18/25)
	4	Mike Cawley vs. Connecticut (11/12/94)
5.	3	Many players tied

Passing Yards

1.	468	Todd Centeio at Georgia Southern (10/15/22)
2.	457	Jordan McCloud vs. UConn (11/11/23)
3.	433	Vad Lee at Richmond (11/15/14)
4.	406	Vad Lee at Villanova (9/20/14)
5.	398	Cole Johnson at New Hampshire (11/3/18)
6.	394	Todd Centeio at Arkansas State (10/8/22)
7.	388	Alonza Barnett III at North Carolina (9/21/24)
	388	Greg Maddox vs. Hofstra (9/12/98)
9.	379	Cole Johnson vs. Maine (9/11/21)
10.	376	Matt LeZotte at Villanova (10/6/01)

Pass Attempts

1.	58	Matt LeZotte at Villanova (10/6/01)
2.	48	Todd Centeio at Georgia Southern (10/15/22)
	48	Cole Johnson at New Hampshire (11/3/18)
	48	Mike Cawley vs. Delaware (10/21/95)
5.	47	Alonza Barnett III at ULM (10/5/24)
	47	Vad Lee at Charlotte (10/25/14)
	47	Greg Maddox vs. Hofstra (9/12/98)
8.	46	Jordan McCloud vs. App State (11/18/23)
9.	45	Bryan Schor vs. Weber State (12/8/17)
10.	44	Cole Johnson at New Hampshire (10/2/21)
	44	Vad Lee vs. Delaware (9/27/14)
	44	Mike Cawley at Connecticut (9/18/93)

Season

Rushing Yards

1.	1,809	Khalid Abdullah	2016
2.	1,770	Rodney Landers	2008
3.	1,719	Curtis Keaton	1999
4.	1,304	Dae'Quan Scott	2011
5.	1,284	Warren Marshall	1986
6.	1,273	Rodney Landers	2007
7.	1,263	Wayne Knight	2025
8.	1,216	Percy Agyei-Obese	2019
9.	1,199	Kenny Sims	1991
10.	1,181	Warren Marshall	1985

Rush Attempts

1.	314	Curtis Keaton	1999
2.	298	Khalid Abdullah	2016
3.	268	Rodney Landers	2008
4.	259	Percy Agyei-Obese	2019
5.	239	Dae'Quan Scott	2013
6.	237	Dae'Quan Scott	2011
7.	223	Rodney Landers	2007
	223	Curtis Keaton	1998
	223	Warren Marshall	1986
10.	219	Warren Marshall	1985

Rushing Touchdowns

1.	22	Khalid Abdullah	2016
2.	20	Curtis Keaton	1999
3.	19	Percy Agyei-Obese	2019
4.	16	Rodney Landers	2008
5.	14	Alonza Barnett III	2025
	14	Kenny Sims	1992
7.	13	Khalid Abdullah	2015
8.	12	Dae'Quan Scott	2011
	12	Rodney Landers	2007
	12	Mike Cawley	1994

Passing Yards

1.	3,779	Cole Johnson	2021
2.	3,657	Jordan McCloud	2023
3.	3,462	Vad Lee	2014
4.	3,441	Ben DiNucci	2019
4.	3,222	Bryan Schor	2017
6.	3,002	Bryan Schor	2016
7.	2,813	Michael Birdsong	2013
8.	2,697	Todd Centeio	2022
9.	2,598	Alonza Barnett III	2024
10.	2,533	Alonza Barnett III	2025

Pass Attempts

1.	465	Vad Lee	2014
2.	422	Cole Johnson	2021
3.	417	Bryan Schor	2017
4.	412	Jordan McCloud	2023
5.	378	Ben DiNucci	2019
6.	376	Michael Birdsong	2013
7.	361	Mike Cawley	1995
8.	355	Alonza Barnett III	2024
9.	322	Alonza Barnett III	2025
10.	309	Ben DiNucci	2018

Career

Rushing Yards

1.	4,168	Warren Marshall	1982-86
2.	3,678	Khalid Abdullah	2013-16
3.	3,503	Percy Agyei-Obese	2017-22
4.	3,477	Rodney Landers	2005-08
5.	3,332	Dae'Quan Scott	2009-13
6.	2,783	Curtis Keaton	1998-99
7.	2,745	Cardon Johnson	2015-18
8.	2,694	Alvin Banks	2003-06
9.	2,665	Kenny Sims	1989-92
10.	2,534	Maurice Fenner	2003-06

Rush Attempts

1.	737	Warren Marshall	1982-86
2.	694	Percy Agyei-Obese	2017-22
3.	673	Khalid Abdullah	2013-16
4.	642	Eriq Williams	1989-92
5.	551	Alvin Banks	2003-06
6.	540	Rodney Landers	2005-08
7.	537	Curtis Keaton	1998-99
8.	473	Maurice Fenner	2003-06
9.	455	Cardon Johnson	2015-18
10.	453	Butch Robinson	1977-80

Rushing Touchdowns

1.	41	Khalid Abdullah	2013-16
2.	39	Percy Agyei-Obese	2017-22
3.	32	Dae'Quan Scott	2009-12
	32	Eriq Williams	1989-92
5.	31	Rodney Landers	2005-08
6.	30	Curtis Keaton	1998-99
7.	29	Maurice Fenner	2003-06
	29	Warren Marshall	1982-86
9.	28	Alvin Banks	2003-06
10.	26	Cardon Johnson	2015-18

Passing Yards

1.	7,078	Bryan Schor	2014-17
2.	6,511	Cole Johnson	2016-21
3.	6,482	Mike Cawley	1993-95
4.	5,912	Justin Rascati	2004-06
5.	5,716	Ben DiNucci	2018-19
6.	5,652	Vad Lee	2014-15
7.	5,356	Eriq Williams	1989-92
8.	5,160	Alonza Barnett III	2022-
9.	4,863	Greg Maddox	1996-98
10.	4,504	Matt LeZotte	2001-04

Pass Attempts

1.	863	Mike Cawley	1993-95
2.	827	Bryan Schor	2014-17
3.	769	Greg Maddox	1996-98
4.	728	Justin Rascati	2004-06
5.	722	Cole Johnson	2016-21
6.	705	Vad Lee	2014-15
7.	689	Alonza Barnett III	2022-
8.	687	Ben DiNucci	2018-19
9.	646	Matt LeZotte	2001-04
10.	617	Eriq Williams	1989-92



Individual Top-10 List



Game

Pass Completions

1.	34	Matt LeZotte at Villanova (10/6/01)
2.	33	Jordan McCloud vs. UConn (11/11/23)
	33	Cole Johnson at New Hampshire (10/2/21)
4.	32	Vad Lee at Charlotte (10/25/14)
5.	31	Cole Johnson at New Hampshire (11/3/18)
	31	Mike Cawley vs. Delaware (10/21/95)
7.	30	Bryan Schor vs. New Hampshire (12/3/16)
8.	29	Michael Birdsong at Akron (9/7/13)
9.	28	Jordan McCloud at Georgia State (11/4/23)
	28	Todd Centeio at Georgia Southern (10/15/22)
	28	Todd Centeio at Arkansas State (10/8/22)
	28	Mike Cawley at Connecticut (9/18/93)

Passing Touchdowns

1.	6	Todd Centeio vs. Middle Tennessee (9/3/22)
	6	Cole Johnson vs. Towson (11/20/21)
	6	Cole Johnson vs. Elon (10/30/21)
4.	5	Alonza Barnett III vs. Ball State (9/28/24)
	5	Alonza Barnett III at North Carolina (9/21/24)
	5	Jordan McCloud at Coastal Carolina (11/25/23)
	5	Cole Johnson vs. SE Louisiana (12/4/21)
	5	Cole Johnson vs. Morehead State (9/4/21)
	5	Bryan Schor vs. ETSU (9/9/17)
	5	Bryan Schor vs. New Hampshire (12/3/16)
	5	Bryan Schor vs. Rhode Island (10/29/16)
	5	Vad Lee at Towson (10/10/15)
	5	Michael Birdsong vs. Stony Brook (11/16/13)

Receptions

1.	13	Elijah Sarratt vs. UConn (11/11/23)
	13	Earnest Payton at Massachusetts (10/10/98)
	13	Earnest Payton at Rhode Island (10/31/98)
4.	12	Kris Thornton at New Hampshire (10/2/21)
5.	11	Phoenix Spoles at Coastal Carolina (11/25/23)
	11	Kris Thornton vs. Middle Tennessee (9/3/22)
	11	D.D. Boxley at Maine (10/16/04)
8.	10	Riley Stapleton vs. North Dakota State (1/11/20)
	10	Terrence Alls vs. Stony Brook (12/2/17)
	10	Alan Harrison at Villanova (10/6/01)
	10	Jay Jones vs. New Hampshire (9/28/96)
	10	David McLeod vs. Boston (11/20/93)
	10	David McLeod at Massachusetts (10/2/93)
	10	Gary Clark at William & Mary (10/31/81)

Receiving Yards

1.	202	Reggie Brown vs. UConn (11/11/23)
2.	192	David McLeod at Villanova (11/13/93)
3.	189	Riley Stapleton vs. Weber State (12/8/17)
4.	187	David McLeod vs. New Hampshire (10/16/93)
5.	185	David McLeod at Youngstown State (9/26/92)
	185	Gary Clark at Delaware State (10/8/83)
7.	184	David McLeod vs. Boston University (11/20/93)
8.	182	Gary Clark at William & Mary (10/31/81)
9.	181	Earnest Payton vs. Lock Haven (9/2/00)
10.	179	Antwane Wells Jr. vs. Maine (9/11/21)

Receiving Touchdowns

1.	4	Kris Thornton vs. Campbell (11/6/21)
2.	3	Landon Ellis vs. Louisiana (10/11/25)
	3	Elijah Sarratt at Coastal Carolina (11/25/23)
	3	Kris Thornton vs. Middle Tennessee (9/3/22)
	3	Antwane Wells Jr. vs. SE Louisiana (12/4/21)
	3	Antwane Wells Jr. vs. Towson (11/20/21)
	3	Daniel Schiele vs. Rhode Island (10/29/16)
	3	Daniel Brown vs. Albany (10/5/13)
	3	Macey Brooks at Boston (9/21/96)
	3	Macey Brooks at McNeese State (9/14/96)
	3	Gary Clark vs. Liberty (9/24/83)
	3	Gary Clark vs. C.W. Post (10/10/81)

Season

Pass Completions

1.	287	Cole Johnson	2021
2.	282	Vad Lee	2014
3.	281	Jordan McCloud	2023
4.	271	Bryan Schor	2017
5.	268	Ben DiNucci	2019
6.	227	Michael Birdsong	2013
7.	217	Bryan Schor	2016
8.	213	Alonza Barnett III	2024
9.	211	Ben DiNucci	2018
10.	196	Mike Cawley	1995

Passing Touchdowns

1.	41	Cole Johnson	2021
2.	35	Jordan McCloud	2023
3.	30	Vad Lee	2014
4.	29	Ben DiNucci	2019
	29	Bryan Schor	2016
6.	26	Alonza Barnett III	2024
	26	Bryan Schor	2017
8.	25	Todd Centeio	2022
9.	22	Michael Birdsong	2013
10.	21	Alonza Barnett III	2025
	21	Vad Lee	2015
	21	Rodney Landers	2008

Receptions

1.	83	Kris Thornton	2021
	83	Antwane Wells Jr.	2021
3.	82	Elijah Sarratt	2023
	82	Earnest Payton	1998
5.	74	Brandon Polk	2019
6.	65	Riley Stapleton	2019
7.	64	David McLeod	1993
8.	63	Jay Jones	1996
9.	62	Riley Stapleton	2018
10.	59	Kris Thornton	2022

Receiving Yards

1.	1,250	Antwane Wells Jr.	2021
2.	1,207	David McLeod	1993
3.	1,191	Elijah Sarratt	2023
4.	1,179	Brandon Polk	2019
5.	1,097	Kris Thornton	2021
6.	1,054	Reggie Brown	2023
7.	1,015	Kris Thornton	2022
8.	958	Gary Clark	1982
9.	933	David McLeod	1992
10.	921	Earnest Payton	1998

Receiving Touchdowns

1.	15	Antwane Wells Jr.	2021
2.	14	Macey Brooks	1996
3.	13	Kris Thornton	2021
4.	11	Brandon Polk	2019
5.	10	Riley Stapleton	2019
6.	9	Reggie Brown	2023
7.	8	Elijah Sarratt	2023
	8	DeAndre' Smith	2014
	8	Daniel Brown	2013
	8	L.C. Baker	2006
	8	David McLeod	1991

Career

Pass Completions

1.	559	Bryan Schor	2014-17
2.	487	Justin Rascati	2004-06
3.	482	Cole Johnson	2016-21
4.	479	Ben DiNucci	2018-19
	479	Mike Cawley	1993-95
6.	446	Vad Lee	2014-15
7.	410	Alonza Barnett III	2022-
8.	405	Greg Maddox	1996-98
9.	358	Matt LeZotte	2001-04
10.	326	Eriq Williams	1989-92

Passing Touchdowns

1.	62	Bryan Schor	2014-17
2.	58	Cole Johnson	2016-21
3.	51	Vad Lee	2014-15
	51	Justin Rascati	2004-06
5.	47	Alonza Barnett III	2022-
6.	45	Ben DiNucci	2018-19
7.	42	Mike Cawley	1993-95
8.	40	Eriq Williams	1989-92
9.	35	Jordan McCloud	2023
	35	Rodney Landers	2005-08

Receptions

1.	185	Earnest Payton	1997-00
2.	169	Riley Stapleton	2016-19
3.	168	Kris Thornton	2020-22
4.	160	Brandon Ravenel	2013-16
5.	158	David McLeod	1990-93
6.	155	Gary Clark	1980-83
7.	151	Jay Jones	1993-96
8.	123	Alan Harrison	2000-03
9.	118	Macey Brooks	1993-96
10.	116	Antwane Wells Jr.	2020-21

Receiving Yards

1.	2,899	David McLeod	1990-93
2.	2,863	Gary Clark	1980-83
3.	2,807	Earnest Payton	1997-00
4.	2,540	Kris Thornton	2020-22
5.	2,250	Brandon Ravenel	2013-16
6.	2,113	Riley Stapleton	2016-19
7.	2,014	Macey Brooks	1993-96
8.	1,907	Alan Harrison	2000-03
9.	1,862	Jay Jones	1993-96
10.	1,853	Antwane Wells Jr.	2020-21

Receiving Touchdowns

1.	25	Macey Brooks	1993-96
2.	23	Kris Thornton	2020-22
3.	22	Riley Stapleton	2016-19
4.	21	Antwane Wells Jr.	2020-21
	21	David McLeod	1990-93
6.	17	Daniel Brown	2011-14
7.	16	Reggie Brown	2019-23
	16	Gary Clark	1980-83
9.	15	Brandon Ravenel	2013-16
10.	14	Mike Caussin	2006-09
	14	Alan Harrison	2000-03
	14	Jay Jones	1993-96



Individual Top-10 List



Game			Season			Career				
Total Offense			Total Offense			Total Offense				
1.	565	Vad Lee at SMU (9/26/15)	1.	4,288	Vad Lee	2014	1.	8,241	Bryan Schor	2014-17
2.	512	Todd Centeio at Georgia Southern (10/5/22)	2.	4,015	Cole Johnson	2021	2.	7,678	Eriq Williams	1989-92
3.	487	Alonza Barnett III at North Carolina (9/21/24)	3.	4,010	Ben DiNucci	2019	3.	7,292	Vad Lee	2014-15
4.	478	Vad Lee at Villanova (9/20/14)	4.	3,933	Jordan McCloud	2023	4.	7,249	Mike Cawley	1993-95
5.	455	Vad Lee at Richmond (11/15/14)	5.	3,571	Bryan Schor	2016	5.	7,111	Justin Rascati	2004-06
6.	453	Jordan McCloud vs. UConn (11/11/23)	6.	3,544	Bryan Schor	2017	6.	6,976	Cole Johnson	2016-21
7.	448	Alonza Barnett III vs. Old Dominion (10/18/25)	7.	3,304	Rodney Landers	2008	7.	6,765	Rodney Landers	2005-08
9.	418	Vad Lee vs. Richmond (10/24/15)	8.	3,090	Todd Centeio	2022	8.	6,718	Ben DiNucci	2018-19
9.	411	Jordan McCloud at Georgia State (11/4/23)	9.	3,077	Alonza Barnett III	2025	9.	6,190	Alonza Barnett III	2022-
10.	408	Rodney Landers at Rhode Island (10/13/07)	10.	3,040	Alonza Barnett III	2024	10.	5,412	Justin Thorpe	2008-12
Scoring (Rush + Rec + Ret + Kick)			Scoring (Rush + Rec + Ret + Kick)			Scoring (Rush + Rec + Ret + Kick)				
1.	30	Curtis Keaton vs. Connecticut (10/23/99)	1.	160	Ethan Ratke	2019	1.	542	Ethan Ratke	2017-21
	30	Kelvin Jeter vs. Morgan State (9/2/95)	2.	150	Ethan Ratke	2021	2.	270	Khalid Abdullah	2013-16
3.	24	Alonza Barnett III vs. Old Dominion (10/18/25)		150	Khalid Abdullah	2016	3.	258	Dae'Quan Scott	2009-13
	24	Elijah Sarratt at Coastal Carolina (11/25/23)	4.	132	Tyler Gray	2016	4.	234	Percy Agyei-Obese	2017-22
	24	Kris Thornton vs. Campbell (11/6/21)	5.	126	Curtis Keaton	1999	5.	231	David Rabil	2003-06
	24	Alvin Banks vs. Northeastern (9/23/06)	6.	114	Percy Agyei-Obese	2019	6.	224	Tyler Gray	2015-18
	24	Mike Cawley vs. Connecticut (11/12/94)	7.	101	Camden Wise	2023	7.	220	John Coursey	1993-96
	24	Gary Clark vs. Liberty (9/24/83)	8.	99	Morgan Suarez	2025	8.	215	Cameron Starke	2010-13
9.	20	Ethan Ratke at William & Mary (11/13/21)		99	Ryan Maglio	2015	9.	208	Warren Marshall	1982-86
	20	Mike Cawley vs. Delaware (10/9/93)		99	Dave Stannard	2008	10.	204	Eriq Williams	1989-92
	20	Eric Green vs. Morehead State (9/19/87)								
Touchdowns (Rush + Rec + Ret)			Touchdowns (Rush + Rec + Ret)			Touchdowns (Rush + Rec + Ret)				
1.	5	Curtis Keaton vs. Connecticut (10/23/99)	1.	25	Khalid Abdullah	2016	1.	45	Khalid Abdullah	2013-16
	5	Kelvin Jeter vs. Morgan State (9/2/95)	2.	21	Curtis Keaton	1999	2.	43	Dae'Quan Scott	2009-13
3.	4	Alonza Barnett III vs. Old Dominion (10/18/25)	3.	19	Percy Agyei-Obese	2019	3.	39	Percy Agyei-Obese	2017-22
	4	Elijah Sarratt at Coastal Carolina (11/25/23)	4.	16	Rodney Landers	2008	4.	34	Warren Marshall	1982-86
	4	Kris Thornton vs. Campbell (11/6/21)	5.	15	Antwane Wells Jr.	2021	5.	33	Eriq Williams	1989-92
	4	Alvin Banks vs. Northeastern (9/23/06)	6.	14	Alonza Barnett III	2025	6.	32	Alvin Banks	2003-06
	4	Mike Cawley vs. Connecticut (11/12/94)		14	Kris Thornton	2021	7.	31	Rodney Landers	2005-08
	4	Gary Clark vs. Liberty (9/24/83)		14	Macey Brooks	1996		31	Curtis Keaton	1998-99
9.	3	Many players tied		14	Kenny Sims	1992	9.	29	Cardon Johnson	2015-18
			10.	13	Khalid Abdullah	2015		29	Maurice Fenner	2003-06
				13	Dae'Quan Scott	2013				
				13	Dae'Quan Scott	2011				
				13	Griff Yancey	2008				
All-Purpose Yards			All-Purpose Yards			All-Purpose Yards				
1.	339	Jay Jones at Richmond (10/19/96)	1.	2,024	Curtis Keaton	1999	1.	5,659	Delvin Joyce	1997-2000
2.	323	Griff Yancey at Delaware (11/3/07)	2.	1,992	Khalid Abdullah	2016	2.	4,704	Dae'Quan Scott	2009-13
3.	322	Delvin Joyce vs. East Tennessee State (9/13/97)	3.	1,911	Wayne Knight	2025	3.	4,621	Warren Marshall	1982-86
4.	276	Vad Lee at SMU (10/26/15)	4.	1,770	Rodney Landers	2008	4.	4,077	Khalid Abdullah	2013-16
5.	266	Rodney Stockett at Georgia Southern (11/15/86)	5.	1,741	Delvin Joyce	1998	5.	3,963	Gary Clark	1980-83
6.	265	Delvin Joyce vs. Delaware (10/18/97)	6.	1,563	Delvin Joyce	1997	6.	3,638	Percy Agyei-Obese	2017-22
7.	264	Warren Marshall vs. William & Mary (10/25/86)	7.	1,545	Dae'Quan Scott	2011	7.	3,562	Rodney Landers	2005-08
8.	263	Brandon Ravenel vs. New Hampshire (12/3/16)	8.	1,515	Jay Jones	1996	8.	3,384	Earnest Payton	1997-2000
9.	262	Delvin Joyce vs. Villanova (10/7/00)	9.	1,495	Gary Clark	1983	9.	3,369	Rodney Stockett	1984-87
10.	256	Gary Clark vs. Appalachian State (9/11/82)	10.	1,488	Dae'Quan Scott	2013	10.	3,263	Alvin Banks	2003-06
Kickoff Return Yards			Kickoff Return Yards			Kickoff Return Yards				
1.	268	Jay Jones at Richmond (10/19/96)	1.	737	Jay Jones	1996	1.	2,166	Scotty McGee	2006-09
2.	184	Brandon Ravenel vs. Colgate (12/5/15)	2.	727	Delvin Joyce	1998	2.	1,902	Delvin Joyce	1997-2000
3.	180	Robert Turner vs. Delaware (10/29/83)	3.	668	Shaun Marshall	1995	3.	1,434	Dwight Robinson	1991-94
4.	175	Rodney Stockett at Georgia Southern (11/15/86)	4.	656	Delvin Joyce	1997	4.	1,290	Rodney Stockett	1984-87
5.	168	Delvin Joyce vs. Villanova (9/19/98)	5.	640	Scotty McGee	2009	5.	1,165	Dejor Simmons	2011-14
6.	157	Scotty McGee at Duke 8/30/08)		640	Scotty McGee	2008	6.	1,155	Tom Green	1989-91
	157	Scotty McGee at Youngstown State (11/25/06)	7.	545	Scotty McGee	2007	7.	994	Ardon Bransford	2003-06
8.	155	John Allen at Connecticut (9/18/93)	8.	538	Rodney Stockett	1986	8.	896	Kerby Long	2007-11
9.	154	Scotty McGee at Appalachian State (11/24/07)	9.	516	Robert Turner	1983	9.	819	Jay Jones	1993-96
10.	153	Charles Tutt at Towson (10/10/15)	10.	510	Dwight Robinson	1994	10.	728	Shaun Marshall	1992-95



Individual Top-10 List



Game

Punt Return Yards

1.	183	D'Angelo Amos at Villanova (10/13/18)
	183	Gary Clark at Virginia (9/17/83)
3.	135	Delvin Joyce vs. Villanova (9/7/00)
4.	125	D'Angelo Amos at William & Mary (10/19/19)
5.	119	Delvin Joyce vs. Elon (9/26/98)
6.	116	L.C. Baker vs. Lock Haven (9/4/04)
7.	108	Delvin Joyce vs. Delaware (9/18/99)
8.	106	Anthony Archer at William & Mary (11/11/89)
9.	105	Cortez Thompson vs. Delaware (11/6/04)
10.	103	D'Angelo Amos at Norfolk State (9/8/18)
	103	Anthony Archer vs. Georgia Southern (10/19/91)

Field Goals Made

1.	6	Ethan Ratke at William & Mary (11/13/21)
	5	Ethan Ratke at Delaware (10/23/21)
3.	4	Ethan Ratke at Richmond (10/16/21)
	4	Ethan Ratke vs. Elon (10/16/18)
5.	3	28 Times

Punting Average (Min. 3)

1.	53.0	John Druiett vs. Liberty (9/21/95)
2.	52.5	Brad Hudgins vs. UMass (10/5/91)
3.	52.0	Scott Frazier at Youngstown State (9/26/92)
4.	51.7	Harry O'Kelly at Elon (9/28/19)
5.	50.0	David Skahn at Maine (11/3/12)
6.	49.5	Connor Arnone vs. Albany (10/5/13)
	49.5	Scott Todd vs. Liberty (10/1/88)
8.	49.3	Ryan Hanson vs. Gardner-Webb (9/9/24)
	49.3	Ryan Hanson vs. Bucknell (9/2/23)
9.	49.0	Gunnar Kane vs. Rhode Island (10/29/16)
	49.0	Mickey Stinnett at Richmond (11/5/83)

Tackles

1.	26	Clyde Hoy vs. Towson (11/7/81)
	26	Clyde Hoy at U.S. Merchant Marine (10/4/80)
3.	25	Dean McCullough vs. Massachusetts (9/6/86)
	25	Dale Caparaso at Davidson (10/16/76)
5.	24	Clyde Hoy vs. Furman (10/17/81)
6.	23	Derrick Lloyd vs. Rhode Island (9/22/01)
	23	Marty Fitzgerald at Massachusetts (9/26/87)
8.	22	Four Players Tied

Sacks

1.	5	Jalen Green at Marshall (10/19/23)
	5#	Jim McHugh at Emory & Henry (10/25/75)
	5#	Bob Dunn at Emory & Henry (10/25/75)
4.	4.5	Kwynn Walton vs. VMI (10/30/04)
5.	4	John Baranowsky vs. Towson (11/17/07)
	4	Chris Morant at Rhode Island (10/31/98)
	4	Greg Colvin vs. VMI (10/22/88)
	4	Charles Haley vs. Davidson (10/26/85)
9.	3.5	Andrew Ankrah at SMU (9/26/15)
	3.5	Brandon Lee vs. Stony Brook (11/16/13)
	3.5	Arthur Moats vs. Villanova 12/6/08)
	3.5	Derrick Lloyd at UMass (10/20/01)

1975 totals may include shared sacks

Season

Punt Return Yards

1.	549	D'Angelo Amos	2018
2.	426	D'Angelo Amos	2019
	426	Rashard Davis	2016
4.	411	Delvin Joyce	2000
5.	403	Gary Clark	1982
6.	400	Delvin Joyce	1999
7.	388	Delvin Joyce	1998
8.	345	Anthony Archer	1991
	345	Anthony Archer	1990
10.	303	Gary Clark	1983

Field Goals Made

1.	29	Ethan Ratke	2017-21
2.	27	Ethan Ratke	2019
3.	17	Ethan Ratke	2018
4.	16	Noe Ruelas	2024
	16	Camden Wise	2023
6.	15	Cameron Starke	2011
	15	John Coursey	1994
	15	Scott Norwood	1980
9.	14	Ethan Ratke	2020-21
	14	Ethan Ratke	2017
	14	Tyler Gray	2016
	14	Mike Glover	1999
	14	John Coursey	1995

Punting Average

1.	43.8	Chris Wright	1998
2.	43.7	Nelson Garner	1997
3.	43.2	Sam Clark	2022
4.	42.5	Gunnar Kane	2015
5.	42.4	Ryan Hanson	2024
6.	42.1	John Druiett	1987
7.	42.0	Gunnar Kane	2016
8.	41.9	Nelson Garner	1996
9.	41.5	Nick Englehart	2003
	41.5	Scott Todd	1989

Tackles

1.	167	Clyde Hoy	1981
2.	166	Dale Caparaso	1978
	166	Dale Caparaso	1976
4.	161	Dennard Melton	2003
5.	157	Derrick Lloyd	2001
6.	156	Derick Pack	2000
7.	155	Dale Caparaso	1979
8.	151	Dean McCullough	1986
9.	148	Dewey Windham	1975
10.	147	Two Players Tied	

Sacks

1.	16.5	John Daka	2019
2.	15.5	Jalen Green	2023
3.	13.5	Sage Harold	2014
4.	13	Eric O'Neill	2024
5.	12	Ron'Dell Carter	2019
	12	Chris Morant	1999
7.	11.5	Arthur Moats	2008
	11.5	Richard Hicks	2002
9.	11	Jamree Kromah	2023
	11	Arthur Moats	2009
	11	Kevin Winston	2006
	11	Chris Morant	1998
	11	Larry Smith	1977

Career

Punt Return Yards

1.	1,488	Delvin Joyce	1997-2000
2.	1,259	D'Angelo Amos	2017-19
3.	817	Anthony Archer	1989-91
4.	774	L.C. Baker	2004-07
5.	748	Gary Clark	1980-83
6.	575	John Allen	1991-94
7.	570	Rodney Stockett	1984-87
8.	489	John Miller	2014-17
	489	Rashard Davis	2013-16
10.	421	Dae'Quan Scott	2009-13

Field Goals Made

1.	101	Ethan Ratke	2017-21
2.	39	John Coursey	1993-96
3.	37	Cameron Starke	2010-13
4.	32	David Rabil	2003-06
	32	Scott Norwood	1978-81
6.	30	Mickey Stinnett	1982-84
7.	29	Tyler Gray	2015-18
8.	27	Camden Wise	2018-23
9.	23	Dave Stannard	2007-08
	23	Burke George	2001-03

Punting Average (min. 2 seasons)

1.	43.5	Chris Wright	1996, 98
2.	41.8	Nelson Garner	1994-97
3.	41.4	Ryan Hanson	2023-24
	41.4	John Druiett	1985-87
5.	41.0	Scott Todd	1987-90
6.	40.7	Gunnar Kane	2014-16
7.	40.3	Mickey Stinnett	1982-84
8.	39.8	Harry O'Kelly	2017-21
9.	39.5	David Skahn	2009-12
10.	39.4	Connor Arnone	2012-14

Tackles

1.	506	Charles Haley	1982-85
2.	503	Clyde Hoy	1978-81
3.	487	Dale Caparaso	1976, 78-79
4.	445	Stephon Robertson	2010-13
5.	438	Woody Bergeria	1974-77
6.	427	Dean McCullough	1983-86
7.	416	Tony LeZotte	2004-07
8.	399	Derick Pack	1999-01
9.	362	Eupton Jackson	1987-90
10.	354	Gage Steele	2013-16

Sacks

1.	33	Chris Morant	1998-2000
2.	29	Arthur Moats	2006-09
3.	28	Woody Bergeria	1974-77
4.	27.5	John Daka	2016-19
5.	26	Andrew Ankrah	2014-17
6.	25.5	Sage Harold	2011-14
7.	25	Larry Smith	1975-78
8.	24.5	Kevin Winston	2003-06
9.	23.5	Ron'Dell Carter	2017-19
10.	21	Mark Baird	1974-77
	21	Bob Dunn	1974-76



Individual Top-10 List



Game			Season			Career				
Interceptions			Interceptions			Interceptions				
1.	3	Jimmy Moreland vs. South Dakota State (12/16/17)	1.	9	Jordan Brown	2017	1.	18	Jimmy Moreland	2014-18
	3	Chris Jacobs vs. Georgia Southern (11/2/85)	2.	8	Jimmy Moreland	2017	2.	14	Raven Greene	2013-17
	3	Bob Logan at Emory & Henry (9/11/76)		8	Tony Booth	1997	3.	13	Rashad Robinson	2015-19
4.	2	Many Players Tied	4.	7	Rashad Robinson	2017		13	Jordan Brown	2014-17
				7	Terry Hansrote	1977		13	Clint Kent	2002-05
				7	Bob Logan	1976		13	Bob Logan	1975-78
			7.	6	Adam Smith	2019	7.	12	Dean Marlowe	2011-14
				6	Raven Greene	2016	8.	11	Taylor Reynolds	2013-16
				6	Quincy Waller	1995		11	John Stein	1993-96
				6	Chris Parrott	1992		11	Mike Thurman	1978-82
				6	Brent Good	1974				
Interception Return Yards			Interception Return Yards			Interception Return Yards				
1.	101	Taylor Reynolds at Richmond (11/15/14)	1.	217	Jimmy Moreland	2018	1.	363	Jimmy Moreland	2014-18
2.	100	Jimmy Moreland at Richmond (9/29/18)	2.	146	Tony Jordan	1996	2.	258	Raven Greene	2013-17
	100	Tony LeZotte vs. Towson (11/19/05)		146	Bob Logan	1976	3.	229	Bob Logan	1975-78
4.	94	Tony Jordan vs. William & Mary (10/12/96)	4.	145	Rashad Robinson	2017	4.	201	Taylor Reynolds	2013-16
5.	83	MJ Hampton vs. Villanova (10/12/19)	5.	127	Taylor Reynolds	2014		201	Cortez Thompson	2001-04
6.	82	Rashad Robinson vs. New Hampshire (10/28/17)	6.	113	Raven Greene	2016	6.	183	Jordan Brown	2014-17
7.	81	Brent Austin vs. UConn (11/11/23)	7.	107	Quincy Waller	1995	7.	176	Rashad Robinson	2015-19
8.	79	Charles Tutt vs. Monmouth (12/7/19)	8.	105	Clint Kent	2004	8.	157	Clint Kent	2002-05
9.	77	Jordan Brown at William & Mary (10/21/17)		105	Brent Good	1974	9.	155	Akeem Jordan	2003-06
10.	76	Bob Logan at Emory & Henry (9/11/76)	10.	103	Terrence Spence	2024	10.	146	Tony Jordan	1993, 95-96



Team Single-Season Top-5 List



Points

700	2016
640	2019
536	2021
534	2008
531	2015

Points Per Game

46.7	2016
44.2	2015
40.0	2019
38.3	2021
38.1	2008
37.3	2025

First Downs

397	2019
380	2016
329	2015
325	2017
319	2004

Rushing Yards

4,125	2016
3,959	2008
3,886	2019
3,285	2015
3,195	2025

Rushing Average

282.8	2008
275.0	2016
273.8	2015
265.1	2007
265.1	1989

Rushing Touchdowns

50	2016
43	2019
43	2008
37	2007
37	2004
36	2025

Yards Per Rush

5.7	2008
5.6	2025
5.5	2016
5.5	2015
5.3	2007
5.3	2006
5.3	2005

Passing Yards

3,868	2021
3,702	2023
3,566	2019
3,499	2014
3,487	2016

Passing Average

284.8	2023
276.3	2021
269.2	2014
265.7	2022
255.0	2015

Passing Touchdowns

43	2021
36	2023
34	2016
33	2019
30	2014

Total Offense

7,612	2016
7,452	2019
6,345	2015
6,300	2014
6,285	2017
5,828	2025

Total Offense Average

528.8	2015
507.5	2016
484.6	2014
465.8	2019
452.5	2022
448.3	2025

Interceptions

31	2017
21	2016
19	1978
18	2021
17	2024
17	2019
17	2004
17	1997
17	1987

Kick Return Average

27.1	2006
26.5	2021
25.5	2009
24.7	2024
24.4	1994

Punt Return Average

26.7	2016
21.3	2018
18.6	1997
14.4	2023
13.5	1999

Time of Possession

34:20	2020
34:05	2025
33:34	2022
33:14	2019
32:25	2011
31:48	2024

Third Down Offense

54%	2019
54%	2015
51%	2008
50%	2016
50%	2005

Third Down Defense

27%	2021
28%	2022
29%	2025
30%	2020
30%	2019
30%	2017
30%	1994

Fourth Down Offense

91%	2005
89%	2019
86%	2020
74%	2008
65%	1995



Team Single-Season Top-5 List



Fourth Down Defense

21%	2003
27%	2009
38%	2011
38%	2004
41%	2023

Sacks

56	2004
51	2017
47	2019
47	2006
45	2023

Total Touchdowns

94	2016
80	2019
71	2015
71	2008
64	2025
64	2021
64	2017

Field Goals

29	2021
27	2019
23	2018
23	2017
18	2024

PAT Made

90	2016
79	2019
67	2015
66	2008
63	2025
63	2021

Red Zone Scores

81	2016
76	2019
63	2021
60	2017
59	2018
59	2015

Red Zone Touchdowns

68	2016
56	2019
48	2015
46	2008
45	2004

Score by Quarters

First	
212	2016
166	2019
152	2015
117	2008
116	2024

Second

201	2019
181	2016
178	2021
159	2017
152	2014

Third

159	2016
157	2021
136	2017
130	2015
128	2008

Fourth

148	2016
141	2019
141	2017
141	2008
139	2025



Team Rushing Yards

363	at Delaware	11/30/91
356	vs. Sam Houston	12/9/16
343	vs. Wofford	11/29/08
334	vs. Montana	12/12/08
332	vs. Monmouth	12/7/19

Individual Rushing Yards

240	Kelvin Jeter vs. Troy State	11/26/94
212	Wayne Knight vs. Troy	12/5/25
203	Marcus Marshall vs. South Dakota State	12/16/17
191	Raymond Hines at Lehigh	11/27/04
180	Khalid Abdullah at North Dakota State	12/16/16

Team Rush Attempts

68	at Eastern Kentucky	11/26/11
67	at Appalachian State	11/24/07
64	vs. Sam Houston	12/9/16
63	vs. Monmouth	12/7/19
61	vs. Monmouth	12/17/04

Individual Rush Attempts

33	Percy Agyei-Obese vs. UNI	12/13/19
30	Kelvin Jeter at Marshall	12/3/94
29	Rodney Landers at Appalachian State	11/24/07
29	Maurice Fenner vs. Montana	12/17/04
29	Raymond Hines at Lehigh	11/27/04

Team Rushing Touchdowns

6	vs. Sam Houston	12/9/16
5	at Delaware	11/30/91
5	vs. Monmouth	12/7/19
4	vs. South Dakota State	12/16/17
4	vs. Montana	12/17/04
4	vs. Troy State	11/26/94

Individual Rushing Touchdowns

3	Percy Agyei-Obese vs. Monmouth	12/7/19
3	Khalid Abdullah vs. Sam Houston	12/9/16
3	Kelvin Jeter vs. Troy State	11/26/94
3	Kenny Sims at Delaware	11/30/91
2	11 Times	

Team Passing Yards

408	vs. New Hampshire	12/3/16
359	vs. Weber State	12/8/17
321	vs. Southeastern Louisiana	12/4/21
300	at Appalachian State	11/25/95
295	vs. Montana	12/10/21

Individual Passing Yards

371	Bryan Schor vs. New Hampshire	12/3/16
359	Bryan Schor vs. Weber State	12/8/17
321	Cole Johnson vs. Southeastern La.	12/4/21
300	Mike Cawley at App State	11/25/95
295	Cole Johnson vs. Montana	12/10/21

Team Pass Completions

31	vs. New Hampshire	12/3/16
26	vs. Stony Brook	12/2/17
23	vs. Monmouth	12/7/19
23	vs. Delaware	11/24/18
22	vs. North Dakota State	1/11/20
22	at North Dakota State	12/3/11

Individual Pass Completions

30	Bryan Schor vs. New Hampshire	12/3/16
26	Bryan Schor vs. Stony Brook	12/2/17
23	Ben DiNucci vs. Delaware	11/24/18
22	Ben DiNucci vs. North Dakota State	1/11/20
21	Three Times	

Team Pass Percentage (min. 15 att.)

.852	vs. Monmouth	12/7/19
.795	vs. New Hampshire	12/3/16
.786	at William & Mary	12/10/04
.765	vs. Sam Houston	12/9/16
.743	vs. Stony Brook	12/2/17

Indiv. Pass Percentage (min. 15 att.)

.840	Ben DiNucci vs. Monmouth	12/7/19
.824	Cole Johnson vs. North Dakota	5/2/21
.811	Bryan Schor vs. New Hampshire	12/3/16
.786	Justin Rascati at William & Mary	12/10/04
.765	Bryan Schor vs. Sam Houston	12/9/16

Team Passing Touchdowns

6	vs. New Hampshire	12/3/16
5	vs. Southeastern Louisiana	12/4/21
3	vs. Air Force	12/23/23
3	at Sam Houston	5/8/21
3	vs. Monmouth	12/7/19
3	at North Dakota State	12/16/16
3	vs. Villanova	12/6/08
3	vs. Wofford	11/29/08
3	at William & Mary	12/10/04
3	at Appalachian State	11/25/95

Individual Passing Touchdowns

5	Cole Johnson vs. SE Louisiana	12/4/21
5	Bryan Schor vs. New Hampshire	12/3/16
3	Jordan McCloud vs. Air Force	12/23/23
3	Cole Johnson at Sam Houston	5/8/21
3	Bryan Schor vs. North Dakota State	12/16/16
3	Rodney Landers vs. Villanova	12/6/08
3	Rodney Landers vs. Wofford	11/29/08
3	Justin Rascati at William & Mary	12/10/04
3	Mike Cawley at App State	11/25/95

Interceptions Thrown

5	at Colgate	12/1/18
3	vs. Samford	12/7/91
2	at North Dakota State	12/17/21
2	vs. North Dakota State	1/6/18
2	at Troy State	11/27/99
2	at Appalachian State	11/25/95

Receptions

10	Riley Stapleton vs. North Dakota State	1/11/20
10	Terrence Alls vs. Stony Brook	12/2/17
9	Riley Stapleton vs. Weber State	12/21/19
8	Elijah Sarrat vs. Air Force	12/23/23
8	Solomon Vanhorse at North Dakota State	12/17/21
8	Antwane Wells Jr. vs. Montana	12/10/21
8	Riley Stapleton vs. Weber State	12/8/17
8	Brandon Ravenel vs. New Hampshire	12/3/16



Receiving Yards

189	Riley Stapleton vs. Weber State	12/8/17
162	Riley Stapleton vs. Weber State	12/21/19
155	Brandon Ravenel vs. New Hampshire	12/3/16
143	Antwane Wells Jr. vs. North Dakota	5/2/21
132	Antwane Wells Jr. vs. VMI	4/24/21

Receiving Touchdowns

3	Antwane Wells Jr. vs. SE Louisiana	12/4/21
2	Phoenix Sproles vs. Air Force	12/23/23
2	Antwane Wells Jr. vs. North Dakota	5/2/21
2	Riley Stapleton vs. North Dakota State	1/11/20
2	Riley Stapleton vs. Weber State	12/21/19
2	Riley Stapleton vs. South Dakota State	12/16/17
2	Brandon Ravenel vs. New Hampshire	12/3/16
2	Terrence Alls vs. New Hampshire	12/3/16
2	Rashard Davis vs. Colgate	12/5/15
2	Rockeed McCarter vs. Wofford	11/29/08

Team Total Offense

623	vs. Monmouth	12/7/19
607	vs. Sam Houston	12/9/16
572	vs. Troy State	11/26/94
567	vs. New Hampshire	12/3/16
549	vs. Weber State	12/8/17

Individual Total Offense

385	Bryan Schor vs. Weber State	12/8/17
365	Cole Johnson vs. SE Louisiana	12/4/21
348	Bryan Schor vs. New Hampshire	12/3/16
346	Mike Cawley at Appalachian State	11/25/95
339	Ben DiNucci vs. Monmouth	12/7/19

Total Touchdowns

9	vs. Monmouth	12/7/19
9	vs. Sam Houston	12/9/16
8	vs. Southeastern Louisiana	12/4/21
7	vs. South Dakota State	12/16/17
7	vs. New Hampshire	12/3/16
7	at William & Mary	12/10/04

Plays

90	vs. Monmouth	12/7/19
89	vs. Weber State	12/8/17
88	vs. Northern Iowa	12/13/19
87	vs. New Hampshire	12/3/16
86	vs. Samford	12/7/91

First Downs

36	vs. Monmouth	12/7/19
32	vs. Montana	12/17/04
31	vs. New Hampshire	12/3/16
29	vs. Sam Houston	12/9/16
26	Four times	

All-Purpose Yards

767	vs. Sam Houston	12/9/16
745	vs. New Hampshire	12/3/16
710	vs. Monmouth	12/7/19
685	vs. Troy State	11/26/94
663	vs. Weber State	12/8/17

Tackles

17	Aiden Fisher vs. Air Force	12/23/23
17	Brian Smith at Marshall	12/3/94
16	Dimitri Holloway at North Dakota State	12/16/16
16	Alonzo Bowler at Appalachian State	11/25/95
15	Marcus Haywood vs. Wofford	11/29/08

Sacks

3.5	Arthur Moats vs. Villanova	12/6/08
3.0	Sahir West vs. Troy	12/5/25
2.5	Frank Cobbs at Lehigh	11/27/04
2.0	13 times	

Punt Average (min. 3 att.)

45.6	at Sam Houston	5/8/21
45.0	vs. Colgate	12/5/15
42.8	at North Dakota State	12/3/11
42.8	at Troy State	11/27/99
41.8	vs. Southeastern Louisiana	12/4/21

JMU Turnovers

5	at Colgate	12/1/18
5	at Marshall	11/28/87
4	vs. Montana	12/12/08
3	vs. North Dakota State	1/6/18
3	at Appalachian State	11/24/07
3	vs. Samford	12/7/91

Opponent Turnovers

10	vs. South Dakota State	12/16/17
5	vs. Southeastern Louisiana	12/4/21
5	vs. Stony Brook	12/2/17
5	at William & Mary	12/10/04
5	at Marshall	12/3/94

Team Interceptions Made

6	vs. South Dakota State	12/16/17
5	vs. Stony Brook	12/2/17
3	vs. Southeastern Louisiana	12/4/21
3	vs. VMI	4/24/21
3	vs. Troy State	11/26/94

Individual Interceptions Made

3	Jimmy Moreland vs. South Dakota State	12/16/17
2	Diamonte Tucker-Dorsey vs. SE Louisiana	12/4/21
2	Jordan Brown vs. South Dakota State	12/16/17
2	Dean Marlowe vs. Liberty	11/29/14
1	Many times	

JMU Fumbles

4	vs. Montana	12/12/08
4	at Marshall	11/28/87
3	at Delaware	11/30/91
2	Nine times	

JMU Fumbles Lost

4	at Marshall	11/28/87
3	vs. Montana	12/12/08
2	vs. Montana	12/10/21
2	vs. Colgate	12/5/15
2	at Appalachian State	11/24/07
2	at Furman	12/4/04



Opponent Fumbles

5	at Appalachian State	11/24/07
5	at William & Mary	12/10/04
5	at Delaware	11/30/91
4	Five times	

Opponent Fumbles Lost

4	vs. South Dakota State	12/16/17
4	at William & Mary	12/10/04
4	at Marshall	12/3/94
4	at Delaware	11/30/91
3	vs. Western Kentucky	12/18/24
3	at Troy State	11/27/99

Penalties

12	at Appalachian State	11/25/95
11	vs. Delaware	11/24/18
11	at North Dakota State	12/16/16
10	vs. Sam Houston	12/9/16
9	Four times	

Yards Penalized

95	vs. Delaware	11/24/18
93	at Appalachian State	11/25/95
91	at Lehigh	11/27/04
90	at North Dakota State	12/16/16
86	vs. Sam Houston	12/9/16

Most Points Scored

66	vs. Monmouth	12/7/19
65	vs. Sam Houston	12/9/16
59	vs. Southeastern Louisiana	12/4/21
55	vs. New Hampshire	12/3/16
51	vs. South Dakota State	12/16/17

Fewest Points Scored

7	at Troy State	11/27/99
12	at Marshall	11/28/87
13	vs. North Dakota State	1/6/18
14	at North Dakota State	12/17/21
14	at North Dakota State	12/3/11
14	at Furman	12/4/04
14	at Lehigh	11/27/04

Fewest Points Allowed

0	vs. Northern Iowa	12/13/19
6	vs. Montana	12/10/21
6	vs. Delaware	11/24/18
7	vs. Stony Brook	12/2/17
7	vs. Sam Houston	12/9/16

Most Points Allowed

44	vs. Colgate	12/5/15
41	at Marshall	11/28/87
38	at Sam Houston	5/8/21
35	vs. Montana	12/12/08
35	vs. Wofford	11/29/08
35	at Youngstown State	11/25/06
35	at Delaware	11/30/91

JMU Win Margin

58	vs. Sam Houston (65-7)	12/9/16
45	vs. Monmouth (66-21)	12/7/19
39	vs. Southeastern Louisiana (59-20)	12/4/21
35	vs. South Dakota State (51-16)	12/16/17
33	vs. New Hampshire (55-22)	12/3/16

Opponent Win Margin

29	at Marshall (12-41)	11/28/87
20	at Troy State (7-27)	11/27/99
12	at North Dakota State (14-26)	12/3/11
10	vs. Air Force (21-31)	12/23/23
8	vs. North Dakota State (20-28)	1/11/20
8	vs. Montana (27-35)	12/12/08

Points (any quarter)

30	vs. South Dakota State (3rd)	12/16/17
28	vs. New Hampshire (2nd)	12/3/16
28	vs. Colgate (2nd)	12/5/15
24	vs. Southeastern Louisiana (2nd)	12/4/21
24	at Sam Houston (2nd)	5/8/21

1st-Quarter Points

21	vs. Monmouth	12/7/19
21	vs. Sam Houston	12/9/16
21	at William & Mary	12/10/04
14	vs. Southeastern Louisiana	12/4/21
14	vs. Youngstown State	1/7/17
14	vs. Wofford	11/29/08
14	at Youngstown State	11/25/06

2nd-Quarter Points

28	vs. New Hampshire	12/3/16
28	vs. Colgate	12/5/15
24	vs. Southeastern Louisiana	12/4/21
24	at Sam Houston	5/8/21
21	vs. Sam Houston	12/9/16
21	vs. Liberty	11/29/14

3rd-Quarter Points

30	vs. South Dakota State	12/16/17
23	vs. Sam Houston	12/9/16
21	vs. Southeastern Louisiana	12/4/21
21	vs. New Hampshire	12/3/16
20	at William & Mary	12/10/04

4th-Quarter Points

21	vs. Weber State	12/8/17
14	vs. Troy	12/5/25
14	vs. Monmouth	12/7/19
14	at Marshall	12/3/94
14	vs. Troy State	11/26/94

1st-Half Points

42	vs. Sam Houston	12/9/16
38	vs. Southeastern Louisiana	12/4/21
38	vs. Monmouth	12/7/19
31	vs. New Hampshire	12/3/16
28	vs. Colgate	12/5/15
28	vs. Wofford	11/29/08

2nd-Half Points

30	vs. South Dakota State	12/16/17
28	vs. Monmouth	12/7/19
28	vs. Troy State	11/26/94
27	at William & Mary	12/10/04
24	vs. New Hampshire	12/3/16

2025-2026 COLLEGE FOOTBALL PLAYOFF

BRACKET

CFP FIRST ROUND



DEC. 20 • 7:30 PM ET



DEC. 19 • 8 PM ET




DEC. 20 • 3:30 PM ET



DEC. 20 • NOON ET

PLAYOFF
QUARTERFINALS



JAN. 1 • NOON ET



JAN. 1 • 4 ET




JAN. 1 • 8 PM ET




DEC. 31 • 7:30 PM ET

PLAYOFF
SEMIFINALS



JAN. 9 • 7:30 PM ET



JAN. 8 • 7:30 PM ET

2026
NATIONAL
CHAMPIONSHIP



NATIONAL
CHAMPIONSHIP

#CFBPLAYOFF