JAMES MADISON

2004 & 2016 Division I National Champions • 10 Conference Championships • 34 Winning Seasons

#GoDukes
@JMUFootball
@jmu_football
/JMUFootball

James Madison Dukes		North Carolina Tar Heels
2-0, 0-0 Sun Belt	AT	3-0, 0-0 ACC
Head Coach: Bob Chesney (1st Season)		**Head Coach:** Mack Brown (16th Season)
Career Record: 113-46 | **at JMU:** 2-0		**Career Record:** 285-149-1 | **at UNC:** 110-73-1

Saturday, September 21, 2024 | NOON ET | Chapel Hill, North Carolina | Kenan Stadium (50,500)

2024 SCHEDULE

Home: 1-0 | Away: 1-0 | Streak: W2

DATE	OPPONENT	TIME
Aug. 31	at Charlotte	W, 30-7
Sept. 7	**GARDNER-WEBB**	**W, 13-6**
Sept. 21	at North Carolina	Noon
Sept. 28	**BALL STATE**	**1:30 PM**
Oct. 5	at ULM *	TBA
Oct. 10	**COASTAL CAROLINA ***	**7:30 PM**
Oct. 19	at Georgia Southern *	TBA
Oct. 26	**SOUTHERN MISS ***	**TBA**
Nov. 9	**GEORGIA STATE ***	**TBA**
Nov. 16	at Old Dominion *	TBA
Nov. 23	at App State *	TBA
Nov. 30	**MARSHALL ***	**TBA**

All game times listed ET
Home games in **BOLD CAPS**
* Sun Belt Game

ACC NETWORK

- Play-by-Play ..... Jorge Sedano
- Analyst ..... Orlando Franklin
- Sideline ..... Morgan Uber
- Online: espn.com/watch and the Watch ESPN app

MORRIS INSURANCE & FINANCIAL JMU RADIO NETWORK

- Play-by-Play ..... Dave Riggert
- Analyst ..... Cole Johnson
- In Harrisonburg: WSVA 550 AM | 92.1 FM
- Online: WSVAOnline.com
- Mobile: The Varsity Network app

LIVE STATS

- Statbroadcast ..... JMUStats.com

JMU Football Communications

Chris Brooks, Primary Contact
Office Phone: 540-568-3702
Email: brookscp@jmu.edu
Twitter: @CBrooksSID

Meghan Kalenborn, Secondary Contact
Office Phone: 540-568-4610
Email: kalenbmm@jmu.edu
Twitter: @MeghanKalenborn

DUKES HEAD TO CHAPEL HILL

- JMU is fresh off an open week and is back in action on Saturday when it travels to North Carolina out of the Atlantic Coast Conference.
- This will be the fourth meeting between the teams, as UNC leads the series 3-0.
- It's the first matchup for the Dukes and Tar Heels since Sept. 17, 2016, when UNC won 56-28 in Chapel Hill. That was JMU's lone setback on its way to winning the 2016 FCS national championship.
- Carolina also owns home wins in both 2007 (37-14) and 2011 (42-10).
- It's also JMU's 14th game against an ACC member, holding a 3-10 mark, which includes a 36-35 win at Virginia last season in Charlottesville.
- The 2024 JMU football season is presented by CarMax.

FIRST TIME ON ACC NETWORK

- JMU and UNC will be televised nationally on ACC Network. On the call are Jorge Sedano and Orlando Franking in the booth with Morgan Uber down on the sidelines.
- This will be the first time JMU football has appeared on ACC Network for a game.
- Fans can listen to the game on the Morris Insurance and Financial JMU Radio Network, with Dave Riggert and former JMU All-American quarterback Cole Johnson calling the action.
- Pregame coverage from Kenan Stadium begins one hour prior to kickoff at 11 a.m.
- Live stats are available at JMUStats.com.

DEFENSE HOLDS STRONG IN HOME-OPENING WIN

- JMU used big stops on the defensive side of the ball and held Gardner-Webb to three points each half to earn a 13-6 win on Sept. 7 in the home opener at Bridgeforth Stadium.
- JMU forced a pair of GWU interceptions and stopped the Runnin' Bulldogs twice on fourth down while holding them to just 269 total yards.
- JMU's defense held GWU to just 2-of-15 on third down, as the group was led by Jacob Dobbs' 13 tackles. Chris Shearin had a career-high nine, while Raymond Scott, Kye Holmes and Khairi Manns had six apiece.
- JMU trailed 3-0 at halftime before scoring on its first two possessions of the second half, which included Tyler Purdy's first JMU touchdown. Leading 13-6 in the fourth, GWU was stopped in the red zone on a turnover on downs, as the visitors got as close as the JMU five yard line.

EXTENDING TO 22 STRAIGHT IN HOME OPENERS

- With week two's win over Gardner-Webb, JMU has now won 22 straight home openers at Bridgeforth Stadium, dating back to 2003.
- During the current stretch, JMU has outscored opponents by an average of 47.3 to 8.5.
- It's also 42-11 all-time in home openers, going back to the inaugural 1972 campaign.
- Over its past 10 home openers, no team has scored more than 10 points against the Dukes.
- The last opposing team to win a JMU home opener was Hampton, 31-28, back on Aug. 31, 2002.

TALE OF THE TAPE

James Madison		North Carolina
21.5	Scoring Offense	34.0
6.5	Scoring Defense	15.7
+15.0	Scoring Margin	+18.3
177.0	Passing Offense	169.7
176.5	Passing Defense	188.3
172.0	Rushing Offense	248.7
120.0	Rushing Defense	68.0
349.0	Total Offense	418.3
296.5	Total Defense	256.3
7/23 (30%)	3rd Down Offense	20/39 (51%)
9/34 (26%)	3rd Down Defense	11/39 (28%)
1/5 (20%)	4th Down Offense	0/3 (0%)
6/11 (55%)	4th Down Defense	2/3 (67%)
4/6 (67%)	Red Zone Scoring	11/11 (100%)
4 / 4 / 1	Sacks / Interceptions / Fumble Recoveries	10 / 1 / 2

JMU Schedule, Polls & Quick Facts

2024 SBC STANDINGS

East Divison	Sun Belt		Overall	
Coastal Carolina	0-0	.000	3-0	1.000
James Madison	**0-0**	**.000**	**2-0**	**1.000**
App State	0-0	.000	2-1	.667
Georgia Southern	0-0	.000	2-1	.667
Georgia State	0-0	.000	2-1	.667
Marshall	0-0	.000	1-1	.500
Old Dominion	0-0	.000	0-3	.000

West Divison	Sun Belt		Overall	
Louisiana	0-0	.000	2-0	1.000
ULM	0-0	.000	2-0	1.000
Arkansas State	0-0	.000	2-1	.667
Texas State	0-0	.000	2-1	.667
Southern Miss	0-0	.000	1-2	.333
South Alabama	0-0	.000	1-2	.333
Troy	0-0	.000	0-3	.000

THIS WEEK IN THE SBC

THURSDAY, SEPTEMBER 19

South Alabama at App State * 7:30 PM

SATURDAY, AUGUST 21

James Madison at North Carolina	**12 PM**
Marshall at #3 Ohio State	12 PM
Tulane at Louisiana	12 PM
Arkansas State at #20 Iowa State	2 PM
Virginia at Coastal Carolina	2 PM
Southern Miss at Jacksonville State	3 PM
Florida A&M at Troy	7 PM
Georgia Southern at #5 Ole Miss	7:45 PM
ULM at #1 Texas	8 PM

LAST WEEK IN THE SBC

THURSDAY, SEPTEMBER 12

South Alabama 87, Northwestern State 10
Arizona State 31, Texas State 28

SATURDAY, AUGUST 14

Michigan 28, Arkansas State 18
Coastal Carolina 28, Temple 20
App State 21, ECU 19
Iowa 38, Troy 21
Virginia Tech 37, Old Dominion 17
Georgia Southern 42, South Carolina State 14
Georgia State 36, Vanderbilt 32
USF 49, Southern Miss 24

NATIONAL POLLS

Associated Press Top 25

AP

WEEK 4 - Sept. 15

1	Texas (35)	3-0	1540
2	Georgia (23)	3-0	1518
3	Ohio State (5)	2-0	1461
4	Alabama	3-0	1358
5	Ole Miss	3-0	1316
6	Tennessee	3-0	1188
7	Missouri	3-0	1127
8	Miami	3-0	1094
9	Oregon	3-0	1093
10	Penn State	2-0	1050
11	USC	2-0	1008
12	Utah	3-0	912
13	Kansas State	3-0	836
14	Oklahoma State	3-0	742
15	Oklahoma	3-0	549
16	LSU	2-1	537
17	Notre Dame	2-1	477
18	Michigan	2-1	447
19	Louisville	2-0	418
20	Iowa State	2-0	354
21	Clemson	1-1	291
22	Nebraska	3-0	266
23	Northern Illinois	2-0	151
24	Illinois	3-0	137
25	Texas A&M	2-1	82

Others receiving votes: Memphis 77, Boise State 62, Syracuse 62, UNLV 54, Boston College 47, Washington State 30, Arizona 15, Iowa 15, Indiana 13, Cal 11, Liberty 10, Toledo 9, UCF 6, South Carolina 3, North Carolina 3, Arizona State 3, BYU 2, Pitt 1.

US LBM Coaches' Poll

USA TODAY COACHES POLL

WEEK 4 - Sept. 15

1	Georgia (42)	3-0	1357
2	Texas (10)	3-0	1301
3	Ohio State (3)	2-0	1293
4	Alabama	3-0	1193
5	Ole Miss	3-0	1153
6	Oregon	3-0	1019
7	Tennessee	3-0	1009
t-8	Penn State	2-0	968
t-8	Missouri	3-0	968
10	Utah	3-0	834
11	Miami	3-0	831
12	USC	2-0	808
13	Oklahoma	3-0	697
14	Kansas State	3-0	662
15	Oklahoma State	3-0	642
16	LSU	2-1	466
17	Michigan	2-1	439
18	Notre Dame	2-1	404
19	Clemson	1-1	340
20	Louisville	2-0	333
21	Iowa State	2-0	235
22	Nebraska	3-0	204
23	Memphis	3-0	176
24	Texas A&M	2-1	85
25	UNLV	3-0	78

Others receiving votes: Illinois 75, Washington State 38, Arizona 37, Northern Illinois 34, Syracuse 32, UCF 27, Pitt 17, Iowa 17, Boise State 17, Arizona State 15, North Carolina 14, NC State 12, Cal 10, Indiana 7, Michigan State 6, Liberty 6, Boston College 6, BYU 3, Washington 2, Toledo 1, USF 1, San Jose State 1, **James Madison 1**.

ABOUT JMU

James Madison University Information

Location	Harrisonburg, Virginia
Founded	1908
Enrollment	22,758
Nickname / Mascot	Dukes / Duke Dog
Colors	Purple (PMS 2685) and Gold (PMS 4515)
Affiliation	NCAA Football Bowl Subdivision
Conference	Sun Belt Conference
Interim President	Charlie King (App State '74, '75)
Director of Athletics	Matt Roan (Southern Utah '07, Kentucky '12)

Football Information

Season of Football	53rd
All-Time Record	371-225-4
First Year of Football	1972
Stadium	Bridgeforth Stadium/Zane Showker Field

2024 Record / SBC Record	2-0 / 0-0
National Ranking (AP / US LBM Coaches)	-- / Votes (1)
Conference Championships	10
Last Conference Championship	2021 (CAA)
All-Time Postseason Appearances	19 (18 FCS, 1 FBS Bowl)
FCS National Championships	2 (2004, 2016)
All-Time Postseason Record	24-17
Winning Seasons	34 (10 straight)
Most Wins in a Season	14 (2016, 2017, 2019)
Best Season Win Percentage	100% (1975 / 9-0-1)
10+ Win Seasons	8

2024 Coaching Staff

Head Coach	Bob Chesney (First Season)
Career Record as Head Coach	113-46 (15th Season)

Offensive Coordinator/Quarterbacks	Dean Kennedy
Defensive Coordinator/Nickels	Lyle Hemphill
Special Teams Coordinator/Tight Ends	Drew Canan
Offensive Line/Run Game Coordinator	Chris Smith
Safeties/Recruiting Coordinator	Anthony DiMichele
Cornerbacks	Eddie Whitley Jr.
Wide Receivers	Justin Harper
Linebackers	Zach Sparber
Defensive Line	Sam Daniels
Running Backs	David Sims Jr.
Assistant Offensive Line	Chris Zarkoskie
Nickels	Kyle Barnes
Assistant Special Teams	Matt Moran
Offensive Graduate Assistant	Nick Sproles
Offensive Graduate Assistant	Mike Cordova
Defensive Graduate Assistant	Justice Seales
Defensive Graduate Assistant	Ukoh Essang
Assistant AD for Football Administration	Matt Transue
Director of Football Operations	Jordan Smith
Director of Strength & Conditioning	Jason Novak
Associate Director of Strength & Conditioning	Paul Cipriano
Director of Player Personnel	Nathan Applebaum
Director of On-Campus Recruiting	Hannah Ross

CollegePressBox.com is the official media website for Division I football. Access and download game notes, quotes, statistics, media guides, headshots, logos and more for all FBS schools, conferences, postseason games, awards and the College Football Playoff. For access, please register for an account at **collegepressbox.com/register.**

collegepressbox SINCE 2005 EVERYTHING BUT THE PREGAME MEAL

JMU Depth Chart vs. North Carolina

JMU OFFENSE

LT	77	Jesse Ramil	R-Jr.	6-4	297
	64	Luke Popma	Sr.	6-3	306
LG	60	Carter Sweazie	R-So.	6-2	324
	72	Josh Toner	R-Jr.	6-3	323
C	58	Tanner Morris	R-Sr.	6-3	308
	70	Brett Davis	R-Jr.	6-4	302
RG	66	Cole Potts	Sr.	6-3	321
	55	Riley Robell	R-Fr.	6-3	290
RT	76	Pat McMurtrie	R-Sr.	6-5	303
	79	Joseph Simmons	R-So.	6-6	308
QB	14	Alonza Barnett III	R-So.	6-0	207
	5	Dylan Morris	R-Sr.	6-1	202
RB	7	Ayo Adeyi	Sr.	5-8	193
	6	George Pettaway	R-So.	5-10	199
WR	1	Cam Ross	R-Sr.	5-10	181
	88	Dylan Williams	Fr.	6-1	205
WR	19	Taji Hudson	R-Jr.	6-4	199
	10	Brionne Penny	R-Sr.	6-2	214
WR	9	Omarion Dollison	Sr.	5-10	181
	0	Yamir Knight	So.	5-8	180
TE	15	Kyi Wright	R-Sr.	6-3	260
	89	Josh Phifer	R-Fr.	6-6	240

JMU DEFENSE

DE	99	Eric O'Neill	R-Jr.	6-3	250
or	9	Lloyd Summerall III	R-Sr.	6-6	245
DL	15	Immanuel Bush	R-Jr.	6-1	315
	90	Terry Lockett Jr.	R-Jr.	6-2	280
DL	97	Chris Fitzgerald	Sr.	6-0	304
	93	Mychal McMullin	R-Fr.	6-1	285
DE	11	Khairi Manns	R-Sr.	6-3	240
	8	Amar Thomas	R-So.	6-1	251
LB	27	Jacob Dobbs	R-Sr.	6-0	233
	54	Brandon Fique	R-Jr.	6-0	215
LB	5	Trent Hendrick	Jr.	6-0	231
	0	Taurus Jones	R-Sr.	6-2	224
LB	1	Raymond Scott	Gr.	6-1	246
	17	Gannon Weathersby	So.	5-10	206
CB	2	Chauncey Logan	Jr.	6-1	200
	3	Terrence Spence	Sr.	6-2	195
CB	30	Justin Eaglin	R-So.	6-1	179
	13	Jordan Taylor	Sr.	5-10	174
SS	7	Jacob Thomas	Jr.	6-1	217
or	32	DJ Barksdale	So.	5-9	177
	22	Chase Regan	Fr.	6-0	187
FS	12	Kye Holmes	R-Jr.	5-11	190
or	10	Chris Shearin	R-Sr.	6-0	202
or	6	Ray Williams	R-Sr.	5-10	193

JMU SPECIAL TEAMS

P	48	Ryan Hanson	R-Sr.	6-2	219
PK	16	Noe Ruelas	R-Jr.	6-1	197
	95	Cristiano Rosa	R-So.	6-0	198
KOS	16	Noe Ruelas	R-Jr.	6-1	197
	95	Cristiano Rosa	R-So.	6-0	198
LS	40	Logan Ketcham	Jr.	6-0	225
	43	Jack Mowrey	R-Fr.	6-3	241
SS	43	Jack Mowrey	R-Fr.	6-3	241
	40	Logan Ketcham	Jr.	6-0	225
H	48	Ryan Hanson	R-Sr.	6-2	219
KR	6	George Pettaway	R-So.	5-10	199
	16	Desmond Green	R-Jr.	5-10	187
PR	25	Wayne Knight	R-So.	5-7	184
	1	Cam Ross	R-Sr.	5-10	181

PRO-NUN-SEE-AY-SHUN GUIDE

0	Taurus Jones	TORE-iss
1	Yamir Knight	yuh-MEER
7	Ayo Adeyi	EYE-oh uh-DAY-ee
8	Amar Thomas	uh-MARR
9	Omarion Dollison	uh-MAHR-ee-in
10	Brionne Penny	BREE-awn
10	Chris Shearin	SHEER-in
11	Khairi Manns	KY-ree
14	Alonza Barnett III	uh-LAHN-zuh
15	Kyi Wright	Kye
16	Noe Ruelas	NO-aye ROO-ellas
19	Taji Hudson	TAH-jhee
30	Justin Eaglin	EE-glin
54	Brandon Fique	feek
60	Carter Sweazie	SWEE-zee
77	Jesse Ramil	ruh-MEEL
93	Mychal McMullin	Michael
95	Cristiano Rosa	CHRIS-chee-awn-oh ROSE-uh

JMU Head Coach Bob Chesney

Former James Madison Director of Athletics Jeff Bourne named Bob Chesney as the ninth head coach in the history of the JMU football program on December 7, 2023.

He was awarded a five-year contract to lead the Dukes, who begin the 2024 season as a full-fledged member in the Football Bowl Subdivision.

Chesney brings 14 years of head coaching experience ranging from Division I FCS to Division III, winning seven conference championships with a career record of 111-46 (.707).

He takes over a JMU program that made a historic transition from the Football Championship Subdivision to the Football Bowl Subdivision, going 19-4 over the past two regular seasons. JMU finished atop the Sun Belt Conference East Division standings in both years with a combined 13-3 conference record, and the Dukes received a bid to the 2023 Lockheed Martin Armed Forces Bowl for the program's first bowl game in program history. JMU has also sustained success spanning more than two decades, finishing with at least a .500 record in 21 straight seasons and finishing with a winning record in 10 straight.

Most recently, Chesney spent six seasons as head coach at Holy Cross (2018-23), guiding the Crusaders to unprecedented success with a program-record five consecutive Patriot League Championships since 2019 and an overall record of 44-21.

In 2022, he led Holy Cross to its third undefeated regular season and an FCS quarterfinal berth for the first time in nearly 40 years, finishing #6 in the final AFCA Coaches Poll. HC's stretch run from 2021-23 were the team's best three-year run since the 1989-91 seasons, going 29-8.

While at Holy Cross, Chesney recorded wins in back-to-back seasons against FBS opponents, defeating UConn, 38-28, in 2021 and Buffalo, 37-31, in 2022. During the 2023 campaign, the Crusaders dropped a pair of three-point contests to Boston College and Army West Point.



His 2023 squad featured a pair of Walter Payton Award finalists in quarterback Matthew Sluka and receiver Jalen Coker and a Buck Buchanan Award finalist in Jacob Dobbs. Dobbs additionally was a finalist for the prestigious Campbell Trophy, while Sluka was voted Patriot League Player of the Year.

Chesney is a three-time Patriot League Coach of the Year (2019, 2021, 2022) and twice was named the New England Football Writers Coach of the Year (2021, 2022). He was additionally honored as the AFCA FCS Region 1 Coach of the Year following Holy Cross' historic 2022 season.



JMU Head Coach Bob Chesney



Prior to Holy Cross, he was head coach at Division II Assumption College, going 44-16 from 2013-17. A two-time Northeast-10 Conference Coach of the Year, he led the Greyhounds to five straight winning seasons for a program that had posted just two winning records in the 17 years prior to his arrival. Chesney took Assumption to the NCAA Division II playoffs in each of his final three seasons, reaching the quarterfinal in 2017.

He began his head coaching career at Division III Salve Regina, posting a 23-9 record in three seasons at the helm from 2010-12. Chesney rebuilt a Salve Regina program with three consecutive winning seasons after it had gone through eight straight losing seasons. In 2011, he guided Salve Regina to the ECAC North-West Bowl, and in his final season in 2012, his team reached the New England Football Conference championship game.

Before becoming a head coach, Chesney had coaching stops as an assistant at Johns Hopkins (2005-09), King's College (2003-04) Delaware Valley College (2002) and Norwich University (2000-01).

A native of Kulpmont, Pa., Chesney was a four-year letterwinner as a defensive back at Dickinson College, where he earned his degree in 2000. He was a Second Team All-Centennial Conference selection in 1998 and 1997 and was the 1997 recipient of the team's Vincent Correal MVP Award.

Chesney and his wife Andrea have two daughters, Lyla and Hudson, and one son, Bo.

THE CHESNEY COACHING FILE

COACHING EXPERIENCE

Season(s)	School	Position
2000-01	Norwich	Graduate Assistant
2002	Delaware Valley	Defensive Coordinator
2003-04	King's College	Special Teams
2005-06	Johns Hopkins	Special Teams/Defensive Backs
2007-08	Johns Hopkins	Def. Coordinator/Special Teams/DB
2009	Johns Hopkins	Asst. Head Coach/Def. Coordinator/DB
2010-12	Salve Regina	Head Coach
2013-17	Assumption	Head Coach
2018-23	Holy Cross	Head Coach
2023-pres.	James Madison	Head Coach

HEAD COACHING RECORD

Season	School	Record / Conf.	Postseason
2010	Salve Regina	6-4 / 5-3	
2011	Salve Regina	8-3 / 6-2	Won ECAC Bowl Northwest
2012	Salve Regina	9-2 / 7-1	NEFC Championship Game
2013	Assumption	6-5 / 6-3	
2014	Assumption	7-4 / 6-3	
2015	Assumption	11-2 / 8-1	NCAA Division II Second Round
2016	Assumption	9-3 / 8-1	NCAA Division II First Round
2017	Assumption	11-2 / 8-1	NCAA Division II Quarterfinals
2018	Holy Cross	5-6 / 4-2	
2019	Holy Cross	7-6 / 5-1	NCAA FCS First Round
2020	Holy Cross	3-1 / 2-0	NCAA FCS First Round
2021	Holy Cross	10-3 / 6-0	NCAA FCS First Round
2022	Holy Cross	12-1 / 6-0	NCAA FCS Quarterfinals
2023	Holy Cross	7-4 / 5-1	
2024	James Madison	2-0 /0-0	
Totals	**15th Season**	**113-46 / 82-19**	

JMU Coaching Staff



Bob Chesney
Head Coach
1st Season



Dean Kennedy
Off. Coordinator | QB
1st Season



Lyle Hemphill
Def. Coordinator | Nickel
1st Season



Drew Canan
Special Teams Coord. | TE
1st Season



Chris Smith
Offensive Line
1st Season



Anthony DiMichele
Safeties
1st Season



Eddie Whitley Jr.
Cornerbacks
5th Season



Justin Harper
Wide Receivers
1st Season



Zach Sparber
Linebackers
1st Season



Sam Daniels
Defensive Line
1st Season



David Sims Jr.
Running Backs
1st Season



Chris Zarkoskie
Assistant Offensive Line
1st Season



Kyle Barnes
Nickels
1st Season



Matt Moran
Assistant Special Teams
1st Season

Additional Coaching Staff:

Nick Sproles: Offensive Graduate Assistant (IN BOOTH)
Mike Cordova: Offensive Graduate Assistant
Justice Seales: Defensive Graduate Assistant (IN BOOTH)
Ukoh Essang: Defensive Graduate Assistant (IN BOOTH)
Matt Transue: Assistant AD for Football Administration
Jason Novak: Director of Strength & Conditioning
Paul Cipriano: Associate Director of Strength & Conditioning
Jordan Smith: Director of Football Operations
Nathan Applebaum: Director of Player Personnel
Hannah Ross: Director of On-Campus Recruiting

JMU 2024 Roster

No.	Name	Yr.	Pos.	Ht.	Wt.	Hometown/High School (Previous Team)
0	Taurus Jones	R-Sr.	LB	6-2	224	Portsmouth, Va./I.C. Norcom
0	Yamir Knight	So.	WR	5-8	180	Smyrna, Del./Smyrna
1	Cam Ross	R-Sr.	WR	5-10	181	Newark, Del./St. John's College (UConn)
1	Raymond Scott	Gr.	LB	6-1	246	Los Angeles, Calif./Narbonne (Fresno State)
2	Chauncey Logan	Jr.	CB	6-1	200	Salem, Va./Salem
2	Jayden Mines	R-So.	WR	5-10	187	Ashland, Va./Patrick Henry
3	Terrence Spence	Sr.	CB	6-2	195	Ringwood, N.J./St. Joseph Regional (Holy Cross)
5	Trent Hendrick	Jr.	LB	6-0	231	Richmond, Va./St. Christopher's
5	Dylan Morris	R-Sr.	QB	6-1	202	Puyallup, Wash./Grah-Kapowsin (Washington)
6	George Pettaway	R-Fr.	RB	5-10	199	Suffolk, Va./Nansemond-Suffolk Academy (North Carolina)
6	Ray Williams	R-Sr.	DB	5-10	193	Detroit, Mich./Martin Luther King Jr. (Howard)
7	Ayo Adeyi	Sr.	RB	5-8	193	Mansfield, Texas/Mansfield Legacy (North Texas)
7	Jacob Thomas	Jr.	S	6-1	217	Ashburn, Va./Stone Bridge
8	Maxwell Moss	So.	WR	6-0	192	Brooklyn Park, Md./Archbishop Spalding
8	Amar Thomas	R-So.	DL	6-1	251	Upper Marlboro, Md./Wise
9	Omarion Dollison	Sr.	WR	5-10	181	Columbia, S.C./Gray Collegiate Academy (USF)
9	Lloyd Summerall	R-Sr.	DL	6-6	245	Winter Haven, Fla./Lakeland (USF)
10	Brett Griffis	R-So.	QB	6-0	196	Ashburn, Va./Broad Run (Wake Forest)
10	Brionne Penny	R-Sr.	WR	6-2	214	Norwalk, Calif./Narbonne (San Diego State)
10	Chris Shearin	R-Sr.	DB	6-0	202	Suffolk, Va./King's Fork (UConn)
11	Billy Atkins	R-So.	QB	6-2	204	Parkton, Md./Mount St. Joseph
11	Khairi Manns	Sr.	LB	6-3	240	New Rochelle, N.Y./New Rochelle (Colorado)
12	JC Evans	Fr.	QB	6-5	211	Miami, Fla./Miami Central
12	Kye Holmes	R-Jr.	S	5-11	190	Bowie, Md./Gonzaga College [D.C.]
13	Troy Lewis	R-Jr.	WR	6-2	202	Chesterfield, Va./Matoaca (ECU)
13	Jordan Taylor	Sr.	CB	5-10	174	Miami, Fla./Norland (Tusculum)
14	Alonza Barnett III	R-So.	QB	6-0	207	Whitsett, N.C./Grimsley
14	KJ Flowe	Fr.	NICKEL	5-10	168	Charlotte, N.C./Julius L. Chambers
15	Immanuel Bush	R-Jr.	DL	6-1	328	Lancaster, S.C./Lancaster (Marshall)
15	Kyi Wright	R-Sr.	TE	6-3	260	Farrell, Pa./Farrell (Pitt)
16	Desmond Green	R-Jr.	WR	5-10	187	Virginia Beach, Va./Salem
16	Noe Ruelas	R-Jr.	K	6-1	197	West Hartford, Conn./Hall (UConn)
17	Taylor Thompson	Sr.	TE	6-3	235	Prattville, Ala./Prattville (Charlotte)
17	Gannon Weathersby	So.	LB	5-10	206	Atlanta, Ga./Langston Hughes
18	Blake Kendall	R-So.	QB	6-1	205	Wellington, Fla./DeMatha Catholic [MD]
18	Logan Kyle	R-Jr.	TE	6-3	233	Cypress, Texas/Tomball Memorial (Vanderbilt)
18	Evan Spivey	R-Fr.	CB	6-1	197	Philadelphia, Pa./Germantown Academy
19	Taji Hudson	R-Jr.	WR	6-4	199	Cedartown, Ga./Cedartown (ECU)
19	Ja'Kai Young	R-Sr.	NICKEL	5-11	183	Stamford, Conn./Westhill (Gardner-Webb)
20	Tyler Purdy	R-Sr.	RB	5-11	208	Chesterfield, Mo./Mary Institute & St. Louis Country Day (Holy Cross)
21	Chris Lofton	R-Fr.	WR	5-10	175	Columbia, S.C./A.C. Flora
21	Jamari Somerville	R-Fr.	S	5-11	188	Indian Head, Md./Henry E. Lackey
22	Chase Regan	Fr.	S	6-0	187	Dillsburg, Pa./Bishop McDevitt
23	Trevell Mullen	R-So.	CB	6-0	170	Fort Lauderdale, Fla./Coconut Creek (Indiana)
24	Phillip Harris	Fr.	S	6-1	203	Charlotte, N.C./David W. Butler
25	Wayne Knight	R-So.	RB	5-7	184	Smyrna, Del./Smyrna
26	Jahquil Batts	R-Jr.	S	6-0	201	Montclair, N.J./Don Bosco Prep (Jireh Prep)
27	Jacob Dobbs	R-Sr.	LB	6-0	233	Macomb, Mich./De La Salle Collegiate (Holy Cross)
28	Tyjai Hopper	Fr.	S	6-1	192	Alpharetta, Ga./Alpharetta
28	Jobi Malary	Sr.	RB	5-11	236	Gresham, Ore./Sam Barlow (Portland State)
29	Ke'Marion Baldwin	R-Fr.	RB	5-9	202	St. Pauls, N.C./St. Pauls
29	Tyler Brown	Fr.	S	5-11	188	Annapolis, Md./Archbishop Spalding
30	Justin Eaglin	R-So.	CB	6-1	179	Spring Lake, N.C./Pine Forest
31	Antoine Booth	R-Jr.	CB	5-11	172	Jessup, Md./DeMatha Catholic (Michigan State)
32	DJ Barksdale	So.	NICKEL	5-9	177	Rock Hill, S.C./South Pointe
33	Brian Snow	R-Sr.	DL	6-4	240	Media, Pa./Episcopal (Dickinson)
34	Isaiah West	R-Fr.	NICKEL	6-0	215	Frederick, Md./Georgetown Prep (U.S. Military Academy Prep)
35	Joshua Prince	Fr.	S	5-11	181	Sterling, Va./Potomac Falls
36	Milt Ferguson	Fr.	CB	5-10	160	Virginia Beach, Va./Green Run
37	Jamaree Seldon	R-So.	CB	5-9	183	Williamsburg, Va./St. Frances Academy [MD]
38	Stephen Hollander	R-So.	S	5-9	184	Phoenixville, Pa./Malvern Prep
39	Kalin Jean	R-Jr.	NICKEL	6-0	201	Clifton, Va./Centreville
40	Logan Ketcham	Jr.	LS	6-0	225	Lafayette, Calif./Acalanes (Laney College)
40	Jackson Snyder	R-Fr.	LB	6-3	215	Leesburg, Va./Loudoun County
41	George Lovelace	Fr.	S	6-3	195	Richmond, Va./Highland Springs
42	Carter Banks	R-So.	DL	6-3	219	Lynchburg, Va./Heritage
43	Matthew Channell	R-So.	LB	6-1	222	Chesterfield, Va./Cosby
43	Jack Mowrey	R-Fr.	LS	6-3	241	Charlotte, N.C./Ardrey Kell
44	DJ Cotton Jr.	R-Fr.	DL	6-2	279	Reston, Va./The Avalon School (West Virginia)
45	Trashon Dye	Fr.	LB	5-11	220	Passaic, N.J./Passaic County Tech
46	Immanuel Ezeogu	Fr.	LB	6-2	225	Suffolk, Va./Nansemond River
47	Kevin Kabasele	Fr.	DB	6-0	177	McLean, Va./McLean
48	Greyson Cadd	R-So.	DL	6-2	240	Charlotte, N.C./Charlotte Christian (Palmetto Prep)

JMU 2024 Roster

No.	Name	Yr.	Pos.	Ht.	Wt.	Hometown/High School (Previous Team)
48	Ryan Hanson	R-Sr.	P	6-2	219	Elgin, Texas/Taylor (Arkansas State)
49	Ryder Post	Fr.	TE	6-4	240	Broadway, Va./Broadway
50	Quincy Jenkins	Sr.	OL	6-4	312	Lawrenceville, Ga./Brookwood (Campbell)
51	Danny Reagan	Fr.	LB	6-0	201	Philadelphia, Pa./Springside Chestnut Hill
52	Jackson Hamill	Fr.	LB	6-1	197	Stafford, Va./Mountain View
52	Tyshawn Wyatt	Sr.	OL	6-4	318	Richmond, Va./Henrico
53	Hunter McLain	R-So.	OL	6-5	333	Daleville, Va./Lord Botetourt (Virginia Tech)
54	Brandon Fique	R-Jr.	LB	6-0	215	Hampstead, Md./Mount St. Joseph
55	Treyvon Adams	Fr.	DL	6-1	275	Rome, Ga./Rome
55	Riley Robell	R-Fr.	OL	6-3	290	Harrisburg, Pa./Bishop McDevitt
56	JaKobe Campbell	Fr.	OL	6-3	300	Raleigh, N.C./Rolesville
57	Cole Purdy	Fr.	DL	6-4	278	Winchester, Va./Millbrook
58	Tanner Morris	R-Sr.	OL	6-3	308	Fayetteville, N.C./Terry Sanford
59	Micah Pennix	Fr.	DL	6-0	242	Lynchburg, Va./Brookville
60	Carter Sweazie	R-So.	OL	6-2	324	Ashburn, Va./Stone Bridge
62	Ibraheem Ramadan	Fr.	DL	6-3	219	Chesterfield, Va./L.C. Bird
64	Luke Popma	Sr.	OL	6-3	306	West Linn, Ore./West Linn (Georgetown)
66	Cole Potts	Sr.	OL	6-3	321	Johnstown, Ohio/St. Francis DeSales
67	Jacob Hohenshelt	Fr.	OL	6-4	290	State College, Pa./State College Area
68	Griffin Hart	R-Fr.	OL	6-6	325	Leesburg, Va./Paul VI
69	Breon Brown	R-Fr.	OL	6-4	287	Richmond, Va./Varina
70	Brett Davis	R-Jr.	OL	6-4	302	Ashburn, Va./Stone Bridge
71	Deacon Rawls	Fr.	OL	6-5	361	Elizabeth City, N.C./Kempsville [VA]
72	Josh Toner	R-Jr.	OL	6-3	323	Marlton, N.J./Cherokee
73	Evan Bushong	Fr.	OL	6-4	315	Harrisburg, Pa./Central Dauphin
75	Kyle Lenhart	R-Fr.	OL	6-4	301	New Castle, Pa./Shenango
76	Pat McMurtrie	R-Sr.	OL	6-5	303	Verona, N.J./St. Joseph Regional (Holy Cross)
77	Jesse Ramil	R-Jr.	OL	6-4	297	Binghamton, N.Y./Binghamton (Saint Francis)
78	Cameron Jones	R-Fr.	OL	6-6	330	Weirton, W.Va./Weir
79	Joseph Simmons	R-So.	OL	6-6	308	Dover, Del./Salesianum
81	Gabriel Hollingsworth	R-Sr.	TE	6-2	232	Pfafftown, N.C./Ronald Reagan
83	Erick Harris	R-So.	WR	5-10	185	Hephzibah, Ga./Hephzibah (Palmetto Prep)
85	Jordan Funk	Sr.	TE	6-3	241	Gaithersburg, Md./Damascus (Army West Point)
88	Dylan Williams	Fr.	WR	6-1	205	Roswell, Ga./Roswell
89	Josh Phifer	R-Fr.	TE	6-6	240	Peachtree City, Ga./Starr's Mill
90	Terry Lockett Jr.	R-Jr.	DL	6-2	280	Springfield, Mass./Springfield Central (Syracuse)
91	Marcellus Nash	Fr.	DL	6-2	251	Chesterfield, Va./Life Christian Academy
92	Darold DeNgohe	R-Fr.	DL	6-2	290	Philadelphia, Pa./La Salle College
93	Max Lipinski	Fr.	K	6-2	210	King George, Va./King George
93	Mychal McMullin	R-Fr.	DL	6-1	285	Newport News, Va./Phoebus
94	Spencer Toth	R-So.	DL	6-3	257	Bowie, Md./Mount St. Joseph
95	Cristiano Rosa	R-So.	K	6-0	198	Shelton, Conn./Shelton (Central Connecticut)
95	Sahir West	Fr.	DL	6-4	253	Baltimore, Md./Mount St. Joseph
96	Andrew VanSlyke	Fr.	P	6-4	213	Powhatan, Va./Powhatan
97	Chris Fitzgerald	Sr.	DL	6-0	304	Youngstown, Ohio/East (Youngstown State)
98	Samson Ogunade	R-Fr.	DL	6-4	308	Bowie, Md./Bishop O'Connell [VA]
99	Eric O'Neill	R-Jr.	DL	6-3	250	Staten Island, N.Y./Tottenville (LIU)

Coaching Staff:
Bob Chesney: Head Coach (1st Season)
Dean Kennedy: Offensive Coordinator/Quarterbacks (1st Season)
Lyle Hemphill: Defensive Coordinator/Nickels (1st Season)
Drew Canan: Special Teams Coordinator/Tight Ends (1st Season)
Chris Smith: Offensive Line/Run Game Coordinator (1st Season)
Anthony DiMichele: Safeties/Recruiting Coordinator (1st Season)
Eddie Whitley Jr.: Cornerbacks (5th season)
Justin Harper: Wide Receivers (1st Season)
Zach Sparber: Linebackers (1st Season)
Sam Daniels: Defensive Line (1st Season)
David Sims Jr.: Running Backs (1st Season)
Chris Zarkoskie: Assistant Offensive Line (1st Season)
Kyle Barnes: Nickels (1st Season)
Matt Moran: Assistant Special Teams (1st Season)
Nick Sproles: Offensive Graduate Assistant (1st Season)
Mike Cordova: Offensive Graduate Assistant (1st Season)
Justice Seales: Defensive Graduate Assistant (1st Season)
Ukoh Essang: Defensive Graduate Assistant (1st Season)
Matt Transue: Assistant AD for Football Administration (3rd season)
Jordan Smith: Director of Football Operation (1st Season)
Jason Novak: Director of Strength & Conditioning (1st Season)
Paul Cipriano: Associate Director of Strength & Conditioning (1st Season)
Nathan Applebaum: Director of Player Personnel (1st Season)
Hannah Ross: Director of On-Campus Recruiting (1st Season)

PETTAWAY'S CAREER NIGHT

- George Pettaway turned in a career performance to aid JMU in its win over Gardner-Webb.
- Pettaway rushed for a career-high 84 yards on just 10 carries, averaging 8.4 per rush.
- He also had a career-high four catches for 32 yards.
- His 116 total yards marked the first time in his career he surpassed 100 all-purpose yards.
- Through two games, Pettaway leads JMU with 114 rushing yards on 6.3 yards per carry and is tied for the team lead with five receptions for 65 yards, which ranks third.
- His 179 all-purpose yards leads all JMU players.

NORTH CAROLINA DUKES

- JMU faces its third straight North Carolina squad to open the season, having already traveled to Charlotte while hosting Gardner-Webb.
- A total of 11 Dukes hail from the state of North Carolina with two being from the Triangle.
- Alonza Barnett III, is from Grimsley, which is a short 39-mile drive to Kenan Stadium.
- Ironically, he led Grimsley to the 2020-21 state championship, winning the title inside Kenan.
- JaKobe Campbell, a Raleigh native, played his high school ball at Rolesville High School, which is 40 miles away from UNC's campus.
- In addition to NC natives, George Pettaway transferred to JMU from UNC, where he spent the 2022 and 2023 seasons at.

North Carolina Natives on JMU Roster (11):

Ke'Marion Baldwin (St. Pauls, N.C./St. Pauls)
Alonza Barnett (Whitsett, N.C./Grimsley)
Greyson Cadd (Charlotte, N.C./Charlotte Christian)
JaKobe Campbell (Raleigh, N.C./Rolesville)
Justin Eaglin (Spring Lake, N.C./Pine Forest)
KJ Flowe (Charlotte, N.C./Julius L. Chambers)
Phillip Harris (Charlotte, N.C./David W. Butler)
Gabriel Hollingsworth (Pfafftown, N.C./Ronald Reagan)
Tanner Morris (Fayetteville, N.C./Terry Sanford)
Jack Mowrey (Charlotte, N.C./Ardrey Kell)
Deacon Rawls (Elizabeth City, N.C./Kempsville)

SUCCESS IN THE TAR HEEL STATE

- JMU has seen its fair share of success in the state of North Carolina over the past decade, posting a 7-2 record in games played in the state since the 2015 season.
- The Dukes have won four in a row since 2019, which included a 30-7 win in the 2023 opener at Charlotte, and a 32-28 victory at App State in the program's first Sun Belt game in 2022.
- The only two teams to claim wins in the state since 2015 are NC State (24-13) in 2018 and North Carolina (56-28) in 2016.
- While an FCS member, JMU opened the 2017 season with a dominant victory over ECU (34-14) for its largest win over an FBS team while a member of the lower division.

JMU VERSUS CAROLINA

Overall: UNC leads 3-0
Current Streak: UNC W3
JMU Away Games: 0-3
Last: 9/17/16 - UNC 56, JMU 28
Most JMU Points: 28 on 9/17/16
Most Opp. Points: 56 on 9/7/16
JMU Win Margin: N/A
Opponent Win Margin: 32 on 9/3/11

Date	Game	W/L	Score
9/1/07	at North Carolina	L	14-37
9/3/11	at North Carolina	L	10-42
9/17/16	at North Carolina	L	28-56

JMU VERSUS THE ACC

Overall: JMU 3-10
Current Streak: JMU W1
JMU Away Games: 3-10
Last: 9/9/23 - JMU 36, Virginia 35
Most JMU Points: 36 on 9/9/23
Most Opp. Points: 69 on 10/13/79
JMU Win Margin: 5 on 9/11/10
Opponent Win Margin: 60 on 10/13/79

Date	Game	W/L	Score
10/13/79	at Virginia	L	9-69
9/18/82	at Virginia	W	21-17
9/17/83	at Virginia	L	14-21
9/5/98	at Maryland	L	15-23
9/1/07	at North Carolina	L	14-37
8/30/08	at Duke	L	7-31
9/12/09	at Maryland	L	35-38
9/11/10	at Virginia Tech	W	21-16
9/3/11	at North Carolina	L	10-42
9/17/16	at North Carolina	L	28-56
9/1/18	at NC State	L	13-24
11/5/22	at Louisville	L	10-34
9/9/23	at Virginia	W	36-35

NOTES:
• Maryland left ACC after 2013 season; JMU played the Terrapins in 2014
• Virginia Tech joined ACC in 2004; JMU and VT met six times prior to '04 season

DEFENSIVE RANKS ENTERING GM 3

- Entering Saturday's game at UNC, JMU's defense ranks top 20 nationally in six defensive categories.
- Of the six, JMU paces the Sun Belt in five of those categories, ranking second in turnover margin.
- 2nd in Red-Zone Defense (.333 - 1/3)
- Tied 4th in Interceptions per Game (2.0)
- 7th in Scoring Defense (6.5)
- 11th in Team Pass Efficiency Defense (85.27)
- 14th in Turnover Margin (+1.5)
- 19th in Third-Down Defense (.265)

'04 CHAMPS, MICKEY INDUCTED

- In addition to JMU's first home game, campus celebrated the newest members to the JMU Athletics Hall of Fame on Sept. 6 which included five student-athletes, one coach and one team.
- Former Head Coach Mickey Matthews (1999-2013) was enshrined in the Hall of Fame along with his 2004 national championship football team.
- The 2004 edition of the Dukes won the program's first of two Football Championship Subdivision (formerly I-AA) national championships and is still to this day the only team to win three true road games en route to the title.
- Matthews is owner to the most coaching victories in JMU football history, going 109-71 in his seasons at the helm. In addition to the 2004 national title, Matthews guided JMU to six playoff appearances and three conference crowns.

REDEMPTION SEASON FOR ZO

- Alonza Barnett III overcame adversity from a season ago, winning the QB job for the second straight season.
- After a slow start in the opener, in which he was 1-of-6 with an interception and lost fumble, Barnett bounced back in a big way to lead JMU to its win against the 49ers.
- Over the last two quarters-plus, Barnett was 9-of-12 for 178 yards and two passing touchdowns, including a 73-yard dart to Omarion Dollison to open the second half.
- He also wasn't sacked again and accrued 91 rushing yards on his final six carries with a long of 36 after starting with three for -2 yards.
- This performance earned him the game ball in the locker room, just a year removed from a tough performance in his first start.
- His completion percentage improved in game two, as he connected on 64% of his attempts.
- Through two starts, Barnett III is 24-of-40 (60%) for 354 yards and two touchdowns with an interception.
- He's also second for JMU in rushing yards, gaining 104 yards on 18 carries (5.8 avg.).

DUKES WIN CHESNEY'S DEBUT

- JMU scored 27 unanswered points and posted a second-half shutout to run away with a 30-7 victory at Charlotte in the opener on Aug. 31.
- Alonza Barnett III threw for two touchdowns in his second career start, as he finished 10-of-17 for 219 yards while also rushing for 89 yards on just nine carries.
- Cam Ross accrued 94 total yards, making two catches for 53 yards to go with a 41-yard rush. Omarion Dollison also caught a pair of passes for 80 yards, which included a 73-yard touchdown.
- George Pettaway and Ayo Adeyi combined for three scores, as Pettaway rushed for 25 and a touchdown and caught a 33-yard touchdown. Adeyi added 41 on the ground and a touchdown.
- JMU out-gained Charlotte by a 417-324 margin, which included 198-131 on the ground.
- After trailing 7-3, JMU's defense forced Charlotte into two picks, two 3-and-outs and two turnovers on downs over the host's final seven drives.

FIVE STRAIGHT OPENING WINS

- Dating back to its inaugural season in 1972, JMU holds a 30-22-1 record in season openers.
- With its 30-7 win at Charlotte on Aug. 31, JMU has now won five straight season openers, dating back to 2020.
- In the five wins, JMU has won by an average margin of victory of 46.4 to 5.4. Morehead State scored 10 points in 2021, and no other foe has managed more than seven points during the stretch run.
- The win in week one was JMU's first road win in a season opener since a 34-14 victory at ECU on Sept. 2, 2017.
- JMU is now 5-15-1 in true road season openers.
- Against FBS foes in the 2022 and 2024 openers, JMU has given up seven points each to both Middle Tennessee and Charlotte while averaging 37.0 points itself.
- The 44-7 win in 2022 over MTSU was JMU's first game as an FBS member and first time hosting an FBS foe.

QUITE THE ROSTER TURNOVER

- Coaching transition. The transfer portal. JMU's roster in 2024 is unlike any that preceded it.
- The Dukes return just 62 players and only 38 letterwinners.
- A total of six starters are back from the 2023 squad, including offensive linemen Tyshawn Wyatt (LT), Tanner Morris (C) and Cole Potts (RG), cornerback Chauncey Logan, safety Jordan Thomas and punter Ryan Hanson.
- The 2024 edition features 58 newcomers, including 31 transfers.
- The breakdown of the roster is vast, with 21 total states represented, including representation from all Pacific Coast states.
- While half the roster hail from Virginia (36), Maryland (13) and North Carolina (11), through the portal, players made their trek to JMU from states such as Michigan, Texas, Alabama, Missouri, Washington, Oregon and California.
- Additionally 45 of 120 players are freshman or redshirt freshman.

BEST RECORD IN A TRANSITION

- JMU completed its reclassification from FCS to FBS with the best record in history.
- Over two seasons, JMU put together a 19-5 overall record while playing full FBS schedules in both years.
- That also included finishing atop the Sun Belt Conference East Division in each of those seasons, going a combined 13-3 in conference matchups.
- In 2023, JMU went 11-1 during the regular season and 7-1 in Sun Belt play, finishing with an 11-2 mark after facing Air Force in the Lockheed Martin Armed Forces Bowl.
- •It was JMU's first Bowl Season berth, and despite going through reclassification and due to a lack of bowl-eligible teams, both JMU and Jacksonville State, both in year two of FCS to FBS, earned bids.
- Prior to last season, no team had ever won more than its first five games during a transition up to the FBS level, though JMU was one of those teams in 2022.
- The Dukes won 10 games over FBS opponents in 2023, which is a record for any year-two transitioning team.
- Georgia Southern previously beat eight FBS foes during the 2014 season.
- In 2022, JMU started 5-0 and became the inaugural first-year transition team to earn an AP Top 25 ranking.
- Last season, the Dukes were ranked in the AP Top 25 for seven straight polls entering the postseason and in the US LBM Coaches Poll for six of seven.

FIVE DUKES ON NFL ROSTERS

- Five former JMU All-Americans are affiliated with NFL franchises to start the 2024 season.
- Aaron Stinnie is in his seventh season in the league and first with the New York Giants, as he made the 53-man roster.
- Four others are on practice squads, including three first-time NFL players.
- Mike Greene is in his third season with the Tampa Bay Buccaneers and has 10 games of experience with a pair of NFL starts.
- Making NFL debuts this year are Liam Fornadel with the New England Patriots, Jamree Kromah with the Chicago Bears and Isaac Ukwu with the Detroit Lions.
- In addition to players, Justin Rascati, who quarterbacked JMU to the 2004 national title, is in his first season as pass game coordinator with the Cincinnati Bengals and his sixth season overall in the NFL as an assistant.

FRIENDLY CONFINES OF BRIDGEFORTH

- New subdivision, same result.
- Since 2016, JMU has been incredible on its home turf.
- Over the past eight-plus seasons, the Dukes have gone 54-4 (.931) at Bridgeforth Stadium.
- That includes four unbeaten seasons, going 9-0 in 2017 and 2019, 8-0 in 2016 and 5-0 in 2020.
- During the span, JMU has scored 50+ points in 22 games, had 10 over 60 points, four over 70 and two with at least 80.
- JMU's first home loss from 2016-21 came on Oct. 6, 2018, when former head coach Curt Cignetti led Elon to a 27-24 win.
- The Dukes saw a 19-game home win streak end on Oct. 9, 2021, falling 28-27 to Villanova.
- In 2022, Marshall claimed a 26-12 win on Oct. 22, 2022 - JMU's lone home loss in its first FBS season.
- After that, JMU won seven in a row by an average score of 39-17 before App State won 26-23 in overtime on Nov. 18, 2023.

TWO DECADES AT .500 OR BETTER

- JMU has produced a plethora of wins on the gridiron year in and year out.
- With an 11-2 record a season, the Dukes easily secured its 10th consecutive winning season (2014-23).
- Additionally since moving up to FBS, JMU is 19-5.
- It has secured a .500 record or better now in 21 straight seasons.
- Only four teams at the Division I level (FCS or FBS) have gone .500 or better every year over the previous 21 seasons - JMU, Boise State, Wisconsin and Oklahoma.
- Since 2003, JMU has produced 19 winning seasons with a pair of 6-6 records added in.
- Dating back to year one of the program in 1972, JMU has a winning record in 34 of 52 seasons.

SELLING OUT BRIDGEFORTH

- JMU set a single-season attendance record in 2023, as a total of 152,234 spectators watched JMU football at Bridgeforth Stadium.
- That's an average of 25,372 per game, which is 102% of the stadium's capacity.
- JMU sold out five of six game last year, bringing in three of the top six attendances ever in Harrisonburg.
- The 2023 Homecoming game was the highest-attended home game in Bridgeforth Stadium history.
- A record 26,239 fans were on hand for JMU's 30-27 win over rival Old Dominion.
- That broke the record set on 2022 Homecoming when JMU hosted 26,159 against Marshall.
- The Family Weekend bout vs. South Alabama, was the fourth-largest crowd was in attendance for the Dukes' 31-23 triumph.
- In the home finale, the sixth-largest crowd of 25,838 was on hand following an epic College GameDay on the Quad.
- Below are JMU's top-10 home attendances.

Attendance	Game	Date
26,239	JMU 30, Old Dominion 27	10/28/23
26,159	Marshall 26, JMU 12	10/22/22
26,069	Richmond 59, JMU 49	10/24/15
26,064	JMU 31, South Alabama 23	9/30/23
25,993	JMU 30, Villanova 8	10/14/17
25,838	App State 26, JMU 23 (OT)	11/18/23
25,742	JMU 31, Richmond 7	10/1/11
25,484	Elon 27, JMU 24	10/6/18
25,330	JMU 28, Maine 10	9/23/17
25,298	JMU 21, New Hampshire 0	10/28/17

DUKES KINGS OF THE EAST AGAIN

- Some teams struggle in an FCS to FBS transition and in a more competitive league, but not JMU.
- In 2023, the Dukes wrapped up their second straight first-place finish in the Sun Belt East Division after going 7-1.
- That mark finished them a game ahead of App State, which would go to the Sun Belt title game in place of JMU due to reclassification rules.
- The 7-1 mark was also tied for the league lead, as Troy, which is back-to-back Sun Belt champions, also went 7-1.
- JMU handed the Trojans their only SBC defeat in a 16-14 triumph in Troy back on Sept. 16.
- Since moving up to FBS and the Sun Belt, JMU has won 13 of 16 conference games.
- JMU is no stranger to finishing atop the standings, having won six of its last seven CAA titles from 2015 to 2021.

DUKES PICKED SECOND IN SBC EAST

- In a vote by the league's head coaches, JMU was picked to finish second in the 2024 Sun Belt East Division standings.
- JMU received two first-place votes and 79 points, finishing second to preseason favorite App State, which claimed 12 first-place nods and 96 points.
- Following App and JMU were Coastal Carolina (67), Georgia Southern (50), Marshall (49), Old Dominion (32) and Georgia State (19).
- In the West, Texas State took the top spot with nine first-place votes and 92 points. Troy claimed four first-place votes and 68 points, followed closely by Louisiana with the final first-place vote and 66 points.
- Five Dukes were represented on the Preseason All-Sun Belt Team, highlighted by First Team honorees Cole Potts and Ryan Hanson.
- Second Team accolades went to Tyshawn Wyatt, Eric O'Neill and Chauncey Logan.

WHAT A RIDE IN 2023

- They won the opener. Then they completed the gauntlet of a three-game road trip in September unblemished.
- The wins kept piling up for JMU, winning their first 10 games of the season.
- Until the home finale JMU had held the fourth-longest active win streak in the FBS and largest in the Group of Five, at 13 straight victories dating back to the conclusion of 2022.
- It was the third-longest win streak in program history as well.
- JMU won a program-record 26 straight games from 2016-17 and reeled off 14 in a row in 2019.
- The Dukes have rattled off double-digit win streaks five times in the history of the program.

Win Streak	Timeframe
26	Sept. 24, 2016 - Dec. 16, 2017
14	Sept. 7, 2019 - Dec. 21, 2019
13	**Nov. 12, 2022 - Nov. 11, 2023**
12	Sept. 6, 2008 - Dec. 6, 2008
12	Sept. 20, 1975 - Sept. 18, 1976

TWO PRESEASON ALL-AMERICANS

- Punter Ryan Hanson and offensive lineman Cole Potts were both selected to the College Football Network Preseason All-America Team.
- Hanson was a First Team pick, while Potts landed on the Second Team.
- Additionally, Hanson was recognized as the CFN Preseason National Punter of the Year.

SENIOR BOWL WATCH LIST
- Jacob Dobbs and Ryan Hanson were both honored on the Reese's Senior Bowl Preseason Watch List.
- The Senior Bowl is widely regarded as the preeminent college football all-star game and the first stage in the NFL Draft process.
- It takes place on Feb. 1, 2025, at Hancock Whitney Stadium on the campus of the University of South Alabama.
- JMU has had one player ever participate in the Senior Bowl, as former All-American cornerback Jimmy Moreland played in the 2019 game before being taken by Washington in the seventh round of 2019 NFL Draft.

WATCH OUT FOR DOBBS
- Jacob Dobbs caps off his illustrious career at JMU in 2024, and he's found himself on quite a few preseason watch lists.
- Most notably, Dobbs was one of 51 players named to The Butkus Award watch list, which is given annually to the best linebacker in college football with its naming rights coming from 1979 Pro Football Hall of Fame inductee and Illini, Dick Butkus.
- Off the field, the former finalist for the Campbell Trophy has been honored on the Wuerffel Trophy watch list and is a nominee for the AFCA Good Works Team.
- The Wuerffel Trophy is college football's premier award for community service and one of the most meaningful awards in collegiate sports and named after 1996 Heisman Trophy-winning quarterback and Florida Gators great Danny Wuerffel.
- The Allstate AFCA Good Works Team recognizes college football athletes for their unwavering commitment to community service and their "good works" off the field. In addition to being actively involved with a charitable organization or service group, each player must also maintain strong academic standing to be considered for a spot on the Allstate AFCA Good Works Team.

HANSON MAKES HISTORY ON WL
- Punter Ryan Hanson was once again named to the Ray Guy Award Watch List for a record fifth time in his career, having earned a spot in every season since 2020.
- The Ray Guy Award honors the nation's top collegiate punter at the Football Bowl Subdivision level.
- He's one of just four players named to the watch list every year of their respective careers, as he was joined by Wake Forest's Ivan Mora, South Carolina's Kai Kroeger and Cal's Lachlan Wilson.
- He's also the lone Sun Belt punter to make the initial list in 2024.

FREAKS LIST FOR DOBBS
- In addition to his preseason laurels, Jacob Dobbs was selected to Bruce Feldman's 2024 Freaks List, coming in at #34.
- It's the third straight year Dobbs has appeared on the list, published by The Athletic.
- He was #30 in 2023 and #44 in 2022.
- The all-time leader for Holy Cross in tackles (432) and tackles for loss (46.5), Dobbs won Comeback Player of the Year and was a two-time Buck Buchanan Award finalist and FCS All-American.
- During the offseason, Dobbs clocked a laser-timed 1.53 10-yard split. The best at the NFL combine for linebackers last year was 1.54.

JMU, THE EVERYTHING SCHOOL
- The 2023-24 athletics year saw JMU continue to raise the bar of success and achievement in intercollegiate athletics.
- JMU captured Sun Belt Conference titles in swimming and diving and in men's basketball, the first conference title in men's basketball for JMU in 11 years, leading to JMU's first trip to the Second Round of the NCAA Men's Basketball Championship in 41 years.
- Altogether, James Madison saw 10 teams represented in NCAA Championships, including five squads earning at-large bids (men's soccer, women's soccer, volleyball, baseball and lacrosse).
- Cross country participated in NCAA Regional Championships while swimming & diving and women's golf were each represented by individual competitors.
- The 10th team was football, which received the first bowl invitation in program history with an appearance in the Lockheed Martin Armed Forces Bowl during JMU's second year of FBS Reclassification.
- JMU finished second among the 14 Sun Belt schools in the Bubas Cup, the league's all-sports trophy, for the second straight year and registered a .609 winning percentage among all sports. That mark included a .652 rating among men's sports, the best for the department since 1994-95.
- James Madison finished 77th in the final LEARFIELD Director's Cup standings, which measures team qualification and advancement in NCAA Championships. JMU was first among Sun Belt schools (Arkansas State 89, Texas State 103) after scoring points in men's soccer, women's soccer, volleyball, football, men's basketball, lacrosse and baseball.
- JMU had 14 All-Americans, five conference players of the year, two coaches of the year and 36 Academic All-District selections.
- JMU also collected a 989 single-year APR score and earned the Sun Belt's top institutional academic honors for the second straight season.
- Altogether, six JMU squads were nationally ranked, including the first-ever AP ranking for men's basketball and second for football in as many years, both as high as No. 18.
- Men's soccer and lacrosse both also received rankings while volleyball and baseball received votes in national polls.
- During the football season, JMU hosted ESPN's College GameDay for the third time (2015, 2017, 2023) to become the first school outside the Power 5 to host on its campus a third time.
- The Dukes also captured the "Royal Rivalry Challenge" against Old Dominion for the second time in as many years with a 14-5-7.5 victory head-to-head among all sports.
- In his final year before retirement, Jeff Bourne was named an AD of the Year by NACDA and a finalist for AD of the Year by Sports Business Journal.

#0 TAURUS JONES
- **Career Games: 27 (14 starts)**
- **Career Stats: 126 tackles, 14.5 TFL, 2.0 sacks, 1 INT, 5 PBU, 2 FF, 3 FR**
- 2024 Stats: 2 tackles
- 2022 Third Team All-Sun Belt
- 2022 VaSID Second Team All-State
- Career-high 13 tackles at Arkansas State (2022) and vs. Marshall (2022)
- Career-high 2.5 TFL vs. Middle Tennessee (2022) and at Arkansas State (2022)
- Missed 2020 season due to injury

#0 YAMIR KNIGHT
- **Career Games: 13 (2 starts)**
- **Career Stats: 11 receptions, 100 receiving yards**
- 2024 Stats:3 catches, 27 yards
- Career-high 3 receptions at Utah State (2023)
- Career-high 26 receiving yards at Utah State (2023)
- Career-long 17-yard catch vs. Gardner-Webb (2024)

#1 CAM ROSS
- **Career Games: 30 (20 starts)**
- **Career Stats: 119 receptions, 1,432 receiving yards, 6 TD**
- Transferred from UConn (2019-23)
- 2024 Stats: 5 catches, 76 yards, 1 rush, 41 yards
- Career-high 9 catches vs. Houston (2019) and at UMass (2019)
- Career-high 169 receiving yards vs. ECU (2019)
- Career-high 2 receiving TD vs. ECU (2019)
- Career-long 94-yard catch vs. ECU (2019)
- Career-long 27-yard kickoff return at JMU (2023)
- Career-long 19-yard punt return at Fresno State (2021)

#1 RAYMOND SCOTT
- **Career Games: 43 (5 starts)**
- **Career Stats: 76 tackles, 4.0 TFL, 2.0 sacks, 2 PBU**
- Transferred from Fresno State (2022-23) and USC (2018-21)
- 2024 Stats: 7 tackles, 0.5 TFL
- Career-high 6 tackles vs. Gardner-Webb (2024)
- Career-high 1.0 TFL at Arizona (2020) and vs. Oregon State (2022)
- Career-high 1.0 sack at Arizona (2020) and vs. Oregon State (2022)

#2 CHAUNCEY LOGAN
- **Career Games: 25 (23 starts)**
- **Career: 67 tackles, 4.0 TFL, 3 INT, 19 PBU**
- 2024 Hero Sports G5 Preseason Third Team All-American
- 2024 Preseason All-Sun Belt Second Team
- 2024 Stats: 5 tackles, INT, 3 PBU
- 2023 Honorable Mention All-Sun Belt
- Career-high 11 tackles vs. Georgia Southern (2023)
- Career-high 2.0 TFL at Georgia State (2023)
- Career-high 3 PBU at Charlotte (2024)

#3 TERRENCE SPENCE
- **Career Games: 37 (13 starts)**
- **Career Stats: 89 tackles, 3.0 TFL, 4 INT, 18 PBU, 1 FF, 1 FR, 6 blocks (1 for a TD)**
- Transferred from Holy Cross (2020-23)
- 2024 Stats: 5 tackles
- 2023 Second Team All-Patriot League
- Career-high 9 tackles vs. Merrimack (2023)
- Career-high 1.0 TFL in three games (all in 2023)
- Career-high 3 PBU at Buffalo (2022)

#5 TRENT HENDRICK
- **Career Games: 24 (8 starts)**
- **Career Stats: 56 tackles, 4.5 TFL, 1.0 sack, 1 PBU**
- 2024 Stats: 7 tackles, 1.5 TFL, 1.0 sack
- Career-high 11 tackles vs. South Alabama (2023)
- Career-high 1.5 TFL and 1.0 sack at Charlotte (2024)

#5 DYLAN MORRIS
- **Career Games: 28 (15 starts)**
- **Career Stats: 305/503 (.606), 3,721 passing yards, 20 TD, 17 INT, 56 rushing yards, 5 rush TD**
- Transferred from Washington (2019-23)
- 2024 Stats: No stats
- 2020 Honorable Mention All-Pac 12
- Career-high 387 passing yards at Colorado (2021)
- Career-high 3 pass TD vs. Arkansas State (2021)
- Career-high 33 completions at Colorado (2021)
- Career-high 52 pass attempts at Colorado (2021)
- Career-long 65-yard pass vs. Arizona (2020)
- Career-high 36 rushing yards vs. Stanford (2020)
- Career-long 23-yard rush vs. Colorado (2022)

#6 GEORGE PETTAWAY
- **Career Games: 17**
- **Career Stats: 38 carries, 207 rushing yards, 3 TD, 10 receptions, 86 receiving yards, 1 TD**
- Transferred from North Carolina (2022-23)
- 2024 Stats: 18 carries, 114 rushing yards, 1 TD, 5 catches, 65 receiving yards, 1 TD
- Career-high 84 rushing yards vs. Gardner-Webb (2024)
- Career-high 10 carries vs. Gardner-Webb (2024)
- Career-long 29-yard rush at App State (2022)
- Career-long 33-yard catch at Charlotte (2024)
- Career-long 56-yard kick return vs. Oregon (2022)
- Career-long 16-yard punt return vs. Oregon (2022)
- Career-high 2 total TD at Charlotte (2024)

#6 RAY WILLIAMS
- **Career Games: 41 (22 starts)**
- **Career Stats: 179 tackles, 4.5 TFL, 1.0 sack, 4 INT, 6 PBU, 1 FF, 1 block**
- Transferred from Howard (2019-23)
- 2024 Stats: 2 tackles
- Career-high 12 tackles vs. Norfolk State (2021)
- Career-high 1.0 TFL in three games (1 in 2021, 2 in 2019)
- Career-high two PBU vs. NC Central (2019)

#7 AYO ADEYI
- **Career Games: 36 (10 starts)**
- **Career Stats: 359 carries, 2,360 rushing yards, 17 TD, 10 receptions, 67 receiving yards**
- Transferred from North Texas (2021-23) and Harding (2020)
- 2024 Stats: 20 carries, 40 rushing yards, 1 TD
- 2023 Second Team All-American Athletic Conference
- 2021 Conference USA All-Freshman Team
- Career-high 148 rushing yards at Louisiana Tech (2023)
- Career-high 2 rush TD at Rice (2021), at Louisiana Tech (2023) and vs. UAB (2023)
- Career-high 19 carries at Louisiana Tech (2023)
- Career-long 92-yard run vs. Louisiana Tech (2022)
- Career-long 15-yard catch vs. Abilene Christian (2023) and UTSA (2023)
- Career-high 155 total yards at Louisiana Tech (2023)

#7 JACOB THOMAS
- **Career Games: 25 (14 starts)**
- **Career: 67 tackles, 2.5 TFL, 1 INT 6 PBU**
- 2024 Stats: 11 tackles, 1.5 TFL, 1 INT
- Career-high 8 tackles vs. Georgia Southern (2023)
- Career-high 1.5 TFL at Charlotte (2024)
- Career-high 2 PBU vs. Georgia Southern (2023)

#8 MAXWELL MOSS
- **Career Games: 12**
- **Career: 2 receptions, 23 receiving yards, TD**
- 2024 Stats: No stats
- Career-high 2 catches vs. Bucknell (2023)
- Career-high 23 receiving yards vs. Bucknell (2023)
- Career-long 13-yard catch vs. Bucknell (2023)

#8 AMAR THOMAS
- **Career Games: 11**
- **Career Stats: 8 tackles, 1.0 TFL, 0.5 sack**
- 2024 Stats: 3 tackles, 0.5 TFL, 0.5 sack
- Career-high 3 tackles vs. Air Force (2023) and Gardner-Webb (2024)
- Career-high 0.5 TFL at Coastal Carolina (2023) and vs. Gardner-Webb (2024)

#9 OMARION DOLLISON
- **Career Games: 45 (13 starts)**
- **Career: 63 receptions, 800 receiving yards, 3 TD, 29 rushing yards**
- Transferred from USF (2020-22)
- 2024 Stats: 2 receptions, 80 yards, TD
- 4 career touchdowns (3 receiving, 1 punt return)
- Career-high 6 catches vs. Tulsa (2020)
- Career-high 80 receiving yards at Charlotte (2024)
- Career-long 73-yard reception at Charlotte (2024)

#9 LLOYD SUMMERALL III
- **Career Games: 38 (6 starts)**
- **Career Stats: 38 tackles, 7.0 TFL, 2.5 sacks, FR**
- Transferred from USF (2023) and Florida (2019-22)
- 2024 Stats: 2 tackles
- Career-high 4 tackles vs. Alabama, Rice and UAB (2023)
- Career-high 1.5 TFL vs. Rice (2023)
- Career-high 1.0 sack vs. Rice (2023)

#10 BRIONNE PENNY
- **Career Games: 31 (5 starts)**
- **Career Stats: 42 receptions, 533 receiving yards, TD**
- Transferred from San Diego State (2019-23)
- 2024 Stats: 1 reception, 16 yards
- Career-high 6 catches at Oregon State (2023)
- Career-high 97 receiving yards vs. Boise State (2023)
- Career-long 40-yard catch vs. Air Force (2022)

#10 CHRIS SHEARIN
- **Career Games: 46 (15 starts)**
- **Career Stats: 98 tackles, 3.0 TFL, 0.5 sack, 2 FF, 1 FR, 4 INT, 9 PBU**
- Transferred from UConn (2022-23) and Missouri (2019-21)
- 2024 Stats: 12 tackles, 1.0 TFL, FF
- Career-high 9 tackles vs. Gardner-Webb (2024)
- Career-high 1.0 TFL at NC State (2022) and at Charlotte (2024)

#11 BILLY ATKINS
- **Career Games: 13 (1 start)**
- **Career: 293 passing yards, 4 TD, 5 INT, 29-of-59 (49%), 15 rushing yards**
- 4 career passing touchdowns
- 2023 Stats: 1/2 (.500), 10 passing yards, 16 rushing yards
- First career start vs. Marshall (2022)
- Career-high 164 passing yards vs. Marshall (2022)
- Career-long 43-yard pass vs. Marshall (2022)
- Career-high 13 completions vs. Marshall (2022)

#11 KHAIRI MANNS
- **Career Games: 39 (17 starts)**
- **Career Stats: 129 tackles, 17.5 TFL, 10 sacks, 1 FF, 1 FR, 1 PBU**
- Transferred from Colorado (2023) and Maine (2019-22)
- 2024 Stats: 12 tackles, 1.0 TFL, 0.5 sack
- Career-high 11 tackles vs. Monmouth (2022)
- Career-high 2.0 TFL vs. Monmouth (2022)
- Career-high 1.5 sacks vs. Monmouth (2022), at Albany (2021) and at Stony Brook (2020)

#12 KYE HOLMES
- **Career Games: 28 (2 starts)**
- **Career: 39 tackles, 0.5 TFL**
- 2024 Stats: 12 tackles
- Career-high 6 tackles at Charlotte (2024) and vs. Gardner-Webb (2024)

#13 TROY LEWIS
- **Career Games: 1**
- **Career Stats: 1 reception, 5 receiving yards**
- Transferred from ECU (2021)
- 2023 Stats: same as career

#13 JORDAN TAYLOR
- **Career Games: 35 (27 starts)**
- **Career Stats: 92 tackles, 8.0 TFL, 2 FF, 1 FR, 6 INT, 10 PBU, 1 block**
- Transferred from Tusculum (2020-23)
- 2024 Stats: 1 tackle
- Career-high 7 tackles at Wingate (2021) and at Mars Hill (2021)
- Career-high 1.5 TFL at Mars Hill (2021)
- Career-high three PBU vs. UVA Wise (2021)

#14 ALONZA BARNETT III
- **Career Games: 5 (3 starts)**
- **Career: 28/52 (.538), 383 passing yards, 2 TD, 2 INT, 148 rushing yards, 1 rush TD**
- 2024 Stats: 24/40 (.600), 354 passing yards, 2 TD, INT, 104 rushing yards
- Career-high 219 passing yards at Charlotte (2024)
- Career-high 14 completions vs. Gardner-Webb (2024)
- Career-high 22 pass attempts vs. Gardner-Webb (2024)
- Career-long 73-yard completion at Charlotte (2024)
- Career-high 89 rushing yards at Charlotte (2024)
- Career-long 36-yard rush at Charlotte (2024)
- Career-high 308 total yards at Charlotte (2024)

#14 KJ FLOWE
- **Career Games: 2**
- **Career: 4 tackles, 0.5 TFL, 1 PBU**
- 2024 Stats: same as career

#15 IMMANUEL BUSH
- **Career Games: 37 (9 starts)**
- **Career: 57 tackles, 10.0 TFL, 3.5 sacks, 1 FR**
- Transferred from Marshall (2020-22)
- 2024 Stats: 5 tackles, 1 fumble recovery
- Career-high 6 tackles vs. Coastal Carolina (2022)
- Career-high 1.5 TFL in four games
- Career-high 1.5 sacks at JMU (2022)

#15 KYI WRIGHT
- **Career Games: 40 (3 starts)**
- **Career: 8 receptions, 72 yards**
- Transferred from Pitt (2019-22)
- 2024 Stats: No stats
- Career-high 16 receiving yards vs. Austin Peay and at Clemson in 2020
- Career-long 16-yard reception vs. Austin Peay and at Clemson in 2020

#16 NOE RUELAS
- **Career Games: 19**
- **Career Stats: 18/24 FG (.750), 35/36 PAT, 89 points**
- Transferred from UConn (2021-23)
- 2024 Stats: 3/4 FG (.750), 4/5 PAT, 13 points
- Career-high 2 FG in seven games, including at James Madison (2023)
- Career-long 54-yard FG at Utah State (2022)
- Career-high 4 PAT vs. Central Connecticut (2022) and vs. Liberty (2022)
- Career-high 9 points (2 FG, 3 PAT) at FIU (2022)

#17 TAYLOR THOMPSON
- **Career Games: 34 (15 starts)**
- **Career: 49 receptions, 636 yards, 2 TD**
- Transferred from Charlotte (2020-22)
- 2024 Stats: 5 receptions, 56 yards
- Career-high 99 receiving yards vs. Louisiana Tech (2022)
- Career-high 4 catches at Duke (2020) and vs. Louisiana Tech (2022)
- Career-long 41-yard catch at App State (2020)

#17 GANNON WEATHERSBY
- **Career Games: 10**
- **Career Stats: 2 tackles, 0.5 TFL**
- 2024 Stats: 1 tackle

#18 LOGAN KYLE
- **Career Games: 32**
- **Career Stats: 13 receptions, 130 receiving yards, 25 rushing yards**
- Transferred from Vanderbilt (2020-23)
- 2024 Stats: 1 reception, 22 yards
- Career-high 3 receptions vs. Kentucky (2023)
- Career-high 37 receiving yards vs. Kentucky (2023)
- Career-long 28-yard catch vs. Kentucky (2023)
- Career-long 13-yard rush vs. Hawaii (2023)

#19 TAJI HUDSON
- **Career Games: 36 (3 starts)**
- **At JMU: 13 (3 starts)**
- **Career: 9 receptions, 103 yards, 1 TD, 1 passing TD**
- Transferred from ECU (2020-22)
- 2024 Stats: No stats
- Career-high 4 receptions at Virginia (2023)
- Career-high 46 receiving yards at Virginia (2023)
- Career-long 32-yard catch at Virginia (2023)
- Threw first career passing TD at Virginia (2023)

#19 JA'KAI YOUNG
- **Career Games: 33 (30 starts)**
- **Career Stats: 101 tackles, 3.5 TFL, 1 FF, 6 INT (2 pick-sixes), 20 PBU, 1 block**
- Transferred from Gardner-Webb (2023) and Southern Connecticut State (2019-22)
- 2024 Stats: No stats
- Career-high 8 tackles at Austin Peay (2023)
- Career-high 3 PBU at Tennessee Tech (2023)

#20 TYLER PURDY
- **Career Games: 36**
- **Career Stats: 175 carries, 1,002 rushing yards, 6 TD, 33 receptions, 429 receiving yards, 4 receiving TD**
- Transferred from Holy Cross (2019-23)
- 2024 Stats: 11 carries, 65 rushing yards, TD, 1 reception, 3 receiving yards
- 2020 Second Team All-Patriot League
- Career-high 106 rushing yards vs. Georgetown (2023)
- Career-high 11 carries vs. Colgate (2021), Lafayette (2021) and at Fordham (2021)
- Career-long 53-yard rush at Monmouth (2021)
- Career-high 5 receptions at Fordham (2023)
- Career-high 85 receiving yards at Fordham (2023)
- Career-long 54-yard catch vs. Merrimack (2021)
- Career-high 2 total TD (1 rush, 1 receiving) at UConn (2021) and at Fordham (2023)
- Career-long 30-yard kick return at Bucknell (2020)
- Career-high 136 all-purpose yards (52 rush, 66 receiving, 18 return) vs. Merrimack (2021)

#25 WAYNE KNIGHT
- **Career Games: 14**
- **Career Stats: 13 carries, 19 rushing yards, 6 receptions, 74 receiving yards**
- 2024 Stats: 4 carries, 4 yards
- Career-long 22-yard rush vs. Bucknell (2023)
- Career-long 32-yard catch at Old Dominion (2022)

#27 JACOB DOBBS
- **Career Games: 45 (45 starts)**
- **Career Stats: 450 tackles, 48 TFL, 23.5 sacks, 4 FF, 4 FR, 4 INT, 4 PBU, 1 def. TD**
- Transferred from Holy Cross (2019-23)
- 2024 Stats: 18 tackles, 1.5 TFL, 1.0 sack
- Holy Cross all-time leader in tackles (432) and TFL (46.5)
- 2023 winner of the Comeback Player of the Year
- 2023 William V. Campbell Trophy finalist
- 2023 College Sports Communicators First Team Academic All-American and All-District in both 2021 and 2023
- 2021 and 2023 Stats Perform Buck Buchanan Award finalist
- 2019 Stats Perform Jerry Rice Award finalist
- 2023 First Team FCS All-American by Stats Perform, Walter Camp and the Associated Press
- 2021 First Team FCS All-American by Stats Perform
- 2023 Second Team FCS All-American by AFCA
- 2021 Second Team FCS All-American by AFCA, the Associated Press, HERO Sports and Phil Steele
- 2020 HERO Sports Sophomore All-American and 2019 Freshman All-American
- 2021 and 2023 Patriot League Defensive Player of the Year
- 2021 ECAC Defensive Player of the Year
- 2020, 2021 and 2023 First Team All-Patriot League linebacker and Second Team in 2019
- 2021 and 2023 All-ECAC and All-New England
- 2021 and 2023 FCS ADA Academic All-Star
- 2024 Patriot League Male Scholar-Athlete of the Year
- 2023 Patriot League Football Scholar-Athlete of the Year
- Career-high 21 tackles vs Merrimack (2023)
- Career-high 12 solo tackles at Yale (2023)
- Career-high 4.0 tackles for loss at Yale (2021)
- Career-high 3.0 sacks at Monmouth (2021)
- Career-high 2 forced fumbles at Yale (2023)
- Career-high 2 INT vs. Georgetown (2019)

#28 JOBI MALARY
- **Career Games: 22 (5 starts)**
- **Career Stats: 177 carries, 1,137 rushing yards, 16 TD, 6 receptions, 40 receiving yards, TD**
- Transferred from Portland State (2019-23)
- 2024 Stats: No stats
- 3 100-yard rushing games
- Career-high 241 rushing yards vs. Eastern Washington (2023)
- Career-high 6 rush TD vs. Eastern Washington (2023)
- Career-high 23 carries vs. Eastern Washington (2023)
- Career-long 75-yard rush vs. Eastern Washington (2023)
- Career-high 3 catches vs. Northern Colorado (2022)
- Career-high 25 receiving yards vs. Northern Colorado (2022)

#29 KE'MARION BALDWIN
- **Career Games: 4**
- **Career Stats: 3 carries, 7 rushing yards**
- 2024 Stats: No stats
- Redshirted 2023 season
- Career-high 7 rushing yards at Georgia State (2023)
- Career-long 6-yard rush at Georgia State (2023)

#30 JUSTIN EAGLIN
- **Career Games: 3 (2 starts)**
- **Career Stats: 5 tackles, 1 INT**
- 2024 Stats: same as career
- Career-high 3 tackles vs. Gardner-Webb (2024)
- First career INT at Charlotte (2024)

#32 DJ BARKSDALE
- **Career Games: 15 (2 starts)**
- **Career Stats: 19 tackles, 15 kickoff returns, 21.3 per return**
- 2024 Stats: 4 tackles
- 2023 VaSID Second Team All-State KR
- Career-high 5 tackles at Utah State (2023) and vs. Georgia Southern (2023)
- Career-long 41-yard kick return at Utah State (2023)

#40 LOGAN KETCHAM
- **Career Games: 23**
- Transferred from Laney College (2022-23)
- Primary long snapper on punts
- 2023 Bay Six All-Conference LB

#42 CARTER BANKS
- **Career Games: 1**
- **Career Stats: 1 tackle**
- 2024 Stats: same as career

#44 DJ COTTON JR.
- **Career Games: 1**
- **Career Stats: 1 tackle**
- Transferred from West Virginia (2023)
- 2024 Stats: same as career

#48 RYAN HANSON
- **Career Games: 50 (50 starts)**
- **Career: 221 punts, 42.5 punt average, 82 punts I-20, 33 punts 50+ yards**
- Transferred from Arkansas State (2020-22) and Houston (2019)
- Five-Time Ray Guy Award Watch List (2020-24)
- 2024 CFN Preseason National Punter of the Year
- 2024 CFN Preseason First Team All-American
- 2024 Preseason All-Sun Belt First Team
- 2024 Stats: 5 punts, 48.6 punt average, 2 punt I-20, Long of 53
- 2023 CFN Second Team All-American
- 2023 Second Team All-Sun Belt
- 2021 Third Team All-Sun Belt
- 2023 VaSID Second Team All-State
- Career-long 73-yard punt vs. Texas State (2021)
- Career-high 4 punts over 50 yards at Washington (2021)
- Career-high 7 punts inside the 20 at Marshall (2023)
- Five career games with 3 or more 50+ yard punts

#50 QUINCY JENKINS
- **Career Games: 29 (24 starts)**
- Transferred from Campbell (2020-23)
- 2023: 9 starts

#52 TYSHAWN WYATT
- **Career Games: 35 (33 starts)**
- 2024 Preseason All-Sun Belt Second Team
- 2023: 8 starts at left tackle

#54 BRANDON FIQUE
- **Career Games: 2**
- **Career Stats: 1 tackle**
- 2024 Stats: same as career

#55 RILEY ROBELL
- **Career Games: 2**
- 2024: 2 games

#58 TANNER MORRIS
- **Career Games: 36 (29 starts)**
- 2024: 2 starts at center

#60 CARTER SWEAZIE
- **Career Games: 12 (3 starts)**
- 2024: 2 starts at left guard
- Made first career start in Armed Forces Bowl

#64 LUKE POPMA
- **Career Games: 19 (11 starts)**
- Transferred from Georgetown (2021-23)
- 2023: 10 games with 9 starts

#66 COLE POTTS
- **Career Games: 46 (45 starts)**
- 2024 CFN Preseason Second Team All-American
- 2024 Preseason All-Sun Belt First Team
- 2024: 2 starts at right guard
- 2023 VaSID Second Team All-State
- 2023 JMU Offensive Lineman of the Year

#70 BRETT DAVIS
- **Career Games: 5 games**
- 2024: 2 games

#72 JOSH TONER
- **Career Games: 24 (7 starts)**
- 2024: 2 games

#76 PAT MCMURTRIE
- **Career Games: 31 (31 starts)**
- Transferred from Holy Cross (2019-23)
- 2024: 2 starts at right tackle
- 2021 and 2023 Second Team All-Patriot League

#77 JESSE RAMIL
- **Career Games: 25 (15 starts)**
- Transferred from Saint Francis (2021-23)
- 2024: 2 starts at left tackle

#79 JOSEPH SIMMONS
- **Career Games: 5 games**
- 2024: 2 games

#85 JORDAN FUNK
- **Career Games: 36**
- **At JMU: 27**
- 2024 Stats: No stats

#89 JOSH PHIFER
- **Career Games: 7**
- 2024 Stats: No stats
- Redshirted 2023 season, with fifth game occurring in Armed Forces Bowl

#90 TERRY LOCKETT JR.
- **Career Games: 28 (10 starts)**
- **Career Stats: 47 tackles, 5.0 TFL, 2.0 sacks, 3 FR, 2 PBU**
- Transferred from Syracuse (2021-23)
- 2024 Stats: 2 tackles
- Career-high 5 tackles vs. Boston College (2023)
- Career-high 1.0 TFL in five games
- Career-high 1.0 sack vs. Albany (2021) and at Florida State (2021)
- Career-high 2 fumble recoveries at Purdue (2023)

#92 DAROLD DENGOHE
- **Career Games: 4**
- **Career Stats: 3 tackles**
- 2024 Stats: same as career
- Career-high 2 tackles vs. Gardner-Webb (2024)

#93 MYCHAL MCMULLIN
- **Career Games: 5**
- **Career Stats: 3 tackles**
- 2024 Stats: same as career
- Career-high 2 tackles vs. Gardner-Webb (2024)

#95 CRISTIANO ROSA
- **Career Games: 3**
- **Career Stats: 1/3 FG, 3 points**
- Transferred from Central Connecticut (2022-23)
- 2024 Stats: 7 kickoffs, 64.1 kickoff average, 5 TB
- Career-long 28-yard FG at UConn (2022)

#97 CHRIS FITZGERALD
- **Career Games: 43 (36 starts)**
- **Career Stats: 105 tackles, 17.5 TFL, 8.0 sacks, 2 FF, 1 INT, 2 PBU**
- Transferred from Youngstown State (2019-23)
- 2024 Stats: 6 tackles, 2.0 TFL, 1.0 sack INT, PBU
- 2022 Honorable Mention All-Missouri Valley
- Career-high 7 tackles at North Dakota State (2022)
- Career-high 2.0 TFL vs. Southern Illinois (2023) and Gardner-Webb (2024)
- Career-high 1.0 sack in 8 games

#99 ERIC O'NEILL
- **Career Games: 27 (24 starts)**
- **Career Stats: 136 tackles, 44.5 TFL, 15.5 sacks, 3 FF, INT, 4 PBU**
- Transferred from LIU (2021-23)
- 2024 Stats: 3 tackles
- 2023 Stats Perform FCS Buck Buchanan Award finalist
- 2022 Stats Perform Jerry Rice Award finalist
- 2023 Stats Perform Second Team All-American
- 2023 Associated Press Third Team All-American
- 2022 Stats Perform and HERO Sports Freshman All-American
- 2023 Northeast Conference Defensive Player of the Year and 2022 NEC Defensive Rookie of the Year
- 2022 and 2023 First Team All-NEC
- Career-high 14 tackles at Sacred Heart (2022)
- Career-high 5.5 TFL at Sacred Heart (2022)
- Career-high 3.5 sacks at Sacred Heart (2022)
- Career-high 2 PBU at Central Connecticut (2023)

JMU WEEKLY TEAM AWARD WINNERS

	THE CONFIDENCE	THE SPIRIT	THE HEARTBEAT	THE HAMMER
@ CHAR	Gabriel Hollingsworth	Trashon Dye	Antoine Booth Ryan Hanson Chase Regan	Noe Ruelas
vs. GWU	Desmond Green	Greyson Cadd	Cristiano Rosa	N/A
@ UNC				
vs. BSU				
@ ULM				
vs. CCU				
@ GASO				
vs. USM				
vs. GSU				
@ ODU				
@ APP				
vs. MAR				

DUKES IN THE NATIONAL POLLS

	AP TOP 25	US LBM COACHES POLL
PRESEASON	N/A	Receiving Votes (1)
WK 2 - SEPT. 2	N/A	Receiving Votes (4)
WK 3 - SEPT. 8	N/A	Receiving Votes (1)
WK 4 - SEPT. 15	N/A	Receiving Votes (1)
WK 5 - SEPT. 22		
WK 6 - SEPT. 29		
WK 7 - OCT. 6		
WK 8 - OCT. 13		
WK 9 - OCT. 20		
WK 10 - OCT. 27		
WK 11 - NOV. 3		
WK 12 - NOV. 10		
WK 13 - NOV. 17		
WK 14 - NOV. 24		
WK 15 - DEC. 1		
BOWL SEASON		

RECORDS WHEN IN '24...

JMU scores first...	1-0
Opponent scores first...	1-0
JMU leads after 1st...	1-0
JMU trails after 1st...	0-0
JMU tied after 1st...	1-0
JMU leads at half...	1-0
JMU trails at half...	1-0
JMU tied at half...	0-0
JMU leads after 3rd...	2-0
JMU trails after 3rd...	0-0
JMU tied after 3rd...	0-0
JMU leads in rushing...	2-0
Opponent leads in rushing...	0-0
JMU leads in passing...	1-0
Opponent leads in passing...	1-0
JMU leads in total yards...	2-0
Opponent leads in total yards...	0-0
Teams tied in total yards	0-0
JMU commits fewer penalties...	1-0
Opponent commits fewer penalties...	1-0
Teams tied in penalties...	0-0
JMU over 50% on 3rd...	0-0
JMU less than 50% on 3rd...	2-0
JMU at 50% on 3rd...	0-0
Opponent over 50% on 3rd...	0-0
Opponent less than 50% on 3rd...	2-0
Opponent at 50% on 3rd...	0-0
JMU scores less than 10 points...	0-0
JMU scores 10-19 points...	1-0
JMU scores 20-29 points...	0-0
JMU scores 30-39 points...	1-0
JMU scores 40-49 points...	0-0
JMU scores 50+ points...	0-0
JMU allows less than 10 points...	2-0
JMU allows 10-19 points...	0-0
JMU allows 20-29 points...	0-0
JMU allows 31-39 points...	0-0
JMU allows 40-49 points...	0-0
JMU allows 50+ points...	0-0

JMU STARTING LINEUP GAME-BY-GAME

OFFENSE	LT	LG	C	RG	RT	QB	RB	TE	WR	WR	WR
CHARLOTTE	RAMIL	SWEAZIE	T. MORRIS	POTTS	McMURTRIE	BARNETT III	ADEYI	THOMPSON	ROSS	DOLLISON	KNIGHT
GARD-WEBB	RAMIL	SWEAZIE	T. MORRIS	POTTS	McMURTRIE	BARNETT III	ADEYI	THOMPSON	ROSS	DOLLISON	KNIGHT
NORTH CAR.											
BALL ST.											
ULM											
COASTAL											
GA. SOUTH.											
SO. MISS											
GEORGIA ST.											
OLD DOMINION											
APP ST.											
MARSHALL											

DEFENSE	DE	DL	DL	DE	LB	LB	NICKEL	CB	CB	SS	FS
CHARLOTTE	O'NEILL	BUSH	FITZGERALD	MANNS	DOBBS	HENDRICK	BARKSDALE	LOGAN	EAGLIN	J. THOMAS	HOLMES
GARD-WEBB	O'NEILL	BUSH	FITZGERALD	MANNS	DOBBS	HENDRICK	BARKSDALE	LOGAN	EAGLIN	J. THOMAS	HOLMES
NORTH CAR.											
BALL ST.											
ULM											
COASTAL											
GA. SOUTH.											
SO. MISS											
GEORGIA ST.											
OLD DOMINION											
APP ST.											
MARSHALL											

JMU Game/Career Highs

#0 TAURUS JONES

Season		Career
1 2x, last vs. Gardner-Webb (9/7/24)	Total Tackles	13 2x, last vs. Marshall (10/22/22)
—	Solo Tackles	8 at Arkansas State (10/8/22)
—	Tackles for Loss	2.5 2x, last at Arkansas State (10/8/22)
—	Sacks	1.0 2x, last vs. Bucknell (9/2/23)
—	Forced Fumbles	1 2x, last vs. Texas State (10/1/22)
—	Fumble Recoveries	1 3x, last vs. Marshall (10/22/22)
—	Interceptions	1 vs. Texas State (10/1/22)
—	Pass Breakups	2 at Georgia Southern (10/15/22)
—	Blocks	—

#0 YAMIR KNIGHT

Season		Career
2 vs. Gardner-Webb (9/7/24)	Receptions	3 at Utah State (9/23/23)
23 vs. Gardner-Webb (9/7/24)	Receiving Yards	26 at Utah State (9/23/23)
—	Receiving Touchdowns	—
17 vs. Gardner-Webb (9/7/24)	Reception Long	17 vs. Gardner-Webb (9/7/24)
—	Rush Attempts	1 vs. Bucknell (9/2/23)
—	Rushing Yards	—
—	Rushing Touchdowns	—
—	Rush Long	—

#1 CAM ROSS

6 CAREER RECEIVING TD

Season		Career
3 vs. Gardner-Webb (9/7/24)	Receptions	9 2x, last at UMass (10/26/19)
53 at Charlotte (8/31/24)	Receiving Yards	169 vs. ECU (11/23/19)
—	Receiving Touchdowns	2 vs. ECU (11/23/19)
43 at Charlotte (8/31/24)	Reception Long	94 vs. ECU (11/23/19)
1 at Charlotte (8/31/24)	Rush Attempts	2 at James Madison (11/11/23)
41 at Charlotte (8/31/24)	Rushing Yards	41 at Charlotte (8/31/24)
—	Rushing Touchdowns	—
41 at Charlotte (8/31/24)	Rush Long	41 at Charlotte (8/31/24)
—	Kick Return Long	27 at James Madison (11/11/23)
—	Punt Return Long	19 at Fresno State (8/28/21)

#1 RAYMOND SCOTT

Season		Career
6 vs. Gardner-Webb (9/7/24)	Total Tackles	6 vs. Gardner-Webb (9/7/24)
1 vs. Gardner-Webb (9/7/24)	Solo Tackles	4 2x, last vs. Oregon State (9/10/22)
0.5 vs. Gardner-Webb (9/7/24)	Tackles for Loss	1.0 2x, last vs. Oregon State (9/10/22)
—	Sacks	1.0 2x, last vs. Oregon State (9/10/22)
—	Forced Fumbles	—
—	Fumble Recoveries	—
—	Interceptions	—
—	Pass Breakups	1 2x, last vs. Nevada (9/30/23)
—	Blocks	—

#2 CHAUNCEY LOGAN

3 CAREER INT

Season		Career
4 at Charlotte (8/31/24)	Total Tackles	11 vs. Georgia Southern (10/14/23)
4 at Charlotte (8/31/24)	Solo Tackles	5 2x, last vs. Old Dominion (10/28/23)
—	Tackles for Loss	2.0 at Georgia State (11/4/23)
—	Sacks	—
—	Forced Fumbles	—
—	Fumble Recoveries	—
1 vs. Gardner-Webb (9/7/24)	Interceptions	1 3x, last vs. Gardner-Webb (9/7/24)
3 at Charlotte (8/31/24)	Pass Breakups	3 at Charlotte (8/31/24)
—	Blocks	—

#2 JAYDEN MINES

Season		Career
—	Receptions	—
—	Receiving Yards	—
—	Receiving Touchdowns	—
—	Reception Long	—

#3 TERRENCE SPENCE

4 CAREER INT & 6 BLOCKS

Season		Career
4 at Charlotte (8/31/24)	Total Tackles	9 vs. Merrimack (9/2/23)
2 at Charlotte (8/31/24)	Solo Tackles	6 at Lehigh (11/4/23)
—	Tackles for Loss	1.0 3x, last vs. Lafayette (10/21/23)
—	Sacks	—
—	Forced Fumbles	1 at Boston College (9/9/23)
—	Fumble Recoveries	1 at Villanova (12/3/21)
—	Interceptions	1 4x, last at Lehigh (11/4/23)
—	Pass Breakups	3 at Buffalo (9/10/22)
—	Blocks	1 6x, last vs. Harvard (9/30/23)

#5 TRENT HENDRICK

Season		Career
5 vs. Gardner-Webb (9/7/24)	Total Tackles	11 vs. South Alabama (9/30/23)
1 2x, last vs. Gardner-Webb (9/7/24)	Solo Tackles	5 at Louisville (11/5/22)
1.5 at Charlotte (8/31/24)	Tackles for Loss	1.5 at Charlotte (8/31/24)
1.0 at Charlotte (8/31/24)	Sacks	1.0 at Charlotte (8/31/24)
—	Forced Fumbles	—
—	Fumble Recoveries	—
—	Interceptions	—
—	Pass Breakups	1 at Utah State (9/23/23)
—	Blocks	—

#5 DYLAN MORRIS

20 CAREER PASS TD, 25 TOTAL TD

Season		Career
—	Completions	33 at Colorado (11/20/21)
—	Pass Attempts	52 at Colorado (11/20/21)
—	Passing Yards	387 at Colorado (11/20/21)
—	Completion Percentage	.680 at Stanford (10/30/21)
—	Passing Touchdowns	3 vs. Arkansas State (9/18/21)
—	Passing Long	65 vs. Arizona (11/21/20)
—	Interceptions	3 2x, last vs. Montana (9/4/21)
—	Rush Attempts	7 2x, last at Michigan (9/11/21)
—	Rushing Yards	36 vs. Stanford (12/5/20)
—	Rushing Touchdowns	1 5x, last vs. Arizona State (11/13/21)
—	Rush Long	23 vs. Colorado (11/19/22)
—	Total Touchdowns	3 vs. Arkansas State (9/18/21)
—	Total Offense	397 at Colorado (11/20/21)

#6 GEORGE PETTAWAY

3 CAREER RUSH TD (4 TOTAL TD)

Season		Career
10 vs. Gardner-Webb (9/7/24)	Rush Attempts	10 vs. Gardner-Webb (9/7/24)
87 vs. Gardner-Webb (9/7/24)	Rushing Yards	87 vs. Gardner-Webb (9/7/24)
1 at Charlotte (8/31/24)	Rushing Touchdowns	1 3x, last at Charlotte (8/31/24)
19 vs. Gardner-Webb (9/7/24)	Rush Long	29 vs. Florida A&M (8/27/22)
4 vs. Gardner-Webb (9/7/24)	Receptions	4 vs. Gardner-Webb (9/7/24)
33 at Charlotte (8/31/24)	Receiving Yards	33 at Charlotte (8/31/24)
1 at Charlotte (8/31/24)	Receiving Touchdowns	1 at Charlotte (8/31/24)
33 at Charlotte (8/31/24)	Reception Long	3 at Charlotte (8/31/24)
—	Kick Return Long	56 vs. Oregon (12/28/22)
—	Punt Return Long	16 vs. Oregon (12/28/22)

#6 RAY WILLIAMS

4 CAREER INT

Season		Career
2 vs. Gardner-Webb (9/7/24)	Total Tackles	12 vs. Norfolk State (10/23/21)
1 vs. Gardner-Webb (9/7/24)	Solo Tackles	7 2x, last at Northwestern (10/7/23)
—	Tackles for Loss	1.0 3x, last at Robert Morris (9/25/21)
—	Sacks	0.5 2x, last at Delaware State (2/27/21)
—	Forced Fumbles	1 vs. Morgan State (11/20/19)
—	Fumble Recoveries	—
—	Interceptions	1 4x, last at Delaware State (10/28/23)
—	Pass Breakups	2 vs. NC Central (11/2/19)
—	Blocks	1 vs. Morgan State (11/20/19)

#7 AYO ADEYI

16 CAREER RUSH TD

Season		Career
16 at Charlotte (8/31/24)	Rush Attempts	19 at Louisiana Tech (9/16/23)
41 at Charlotte (8/31/24)	Rushing Yards	148 at Louisiana Tech (9/16/23)
1 at Charlotte (8/31/24)	Rushing Touchdowns	2 3x, last vs. UAB (11/25/23)
12 at Charlotte (8/31/24)	Rush Long	92 vs. Louisiana Tech (10/15/22)
—	Receptions	1 10x, last vs. UAB (11/25/23)
—	Receiving Yards	15 2x, last UTSA (11/4/23)
—	Receiving Touchdowns	—
—	Reception Long	15 2x, last UTSA (11/4/23)

#7 JACOB THOMAS

Season		Career
6 at Charlotte (8/31/24)	Total Tackles	8 vs. Georgia Southern (10/14/23)
2 2x, last vs. Gardner-Webb (9/7/24)	Solo Tackles	6 vs. Georgia Southern (10/14/23)
1.5 at Charlotte (8/31/24)	Tackles for Loss	1.5 at Charlotte (8/31/24)
—	Sacks	—
—	Forced Fumbles	—
—	Fumble Recoveries	—
1 vs. Gardner-Webb (9/7/24)	Interceptions	1 vs. Gardner-Webb (9/7/24)
—	Pass Breakups	2 vs. Georgia Southern (10/14/23)
—	Blocks	—

JMU Game/Career Highs

#8 MAXWELL MOSS

1 CAREER RECEIVING TD

Season		Career
—	Receptions	2 vs. Bucknell (9/2/23)
—	Receiving Yards	23 vs. Bucknell (9/2/23)
—	Receiving Touchdowns	1 vs. Bucknell (9/2/23)
—	Reception Long	13 vs. Bucknell (9/2/23)

#8 AMAR THOMAS

Season		Career
3 vs. Gardner-Webb (9/7/24)	Total Tackles	3 2x, last vs. Gardner-Webb (9/7/24)
—	Solo Tackles	1 2x, last vs. Air Force (12/23/23)
0.5 vs. Gardner-Webb (9/7/24)	Tackles for Loss	0.5 2x, last vs. Gardner-Webb (9/7/24)
0.5 vs. Gardner-Webb (9/7/24)	Sacks	0.5 vs. Gardner-Webb (9/7/24)
—	Forced Fumbles	—
—	Fumble Recoveries	—
—	Interceptions	—
—	Pass Breakups	—
—	Blocks	—

#9 OMARION DOLLISON

3 CAREER RECEIVING TD

Season		Career
2 at Charlotte (8/31/24)	Receptions	6 vs. Tulsa (10/23/20)
80 at Charlotte (8/31/24)	Receiving Yards	80 at Charlotte (8/31/24)
1 at Charlotte (8/31/24)	Receiving Touchdowns	1 3x, last at Charlotte (8/31/24)
73 at Charlotte (8/31/24)	Reception Long	73 at Charlotte (8/31/24)

#9 LLOYD SUMMERALL III

2.0 CAREER SACKS

Season		Career
1 2x, last vs. Gardner-Webb (9/7/24)	Total Tackles	4 3x, last at UAB (10/7/23)
—	Solo Tackles	3 vs. UAB (10/7/23)
—	Tackles for Loss	1.5 vs. Rice (9/23/23)
—	Sacks	1.0 2x, last vs. Rice (9/23/23)
—	Forced Fumbles	—
—	Fumble Recoveries	1 at Texas A&M (11/5/22)
—	Interceptions	—
—	Pass Breakups	—
—	Blocks	—

#10 BRIONNE PENNY

1 CAREER RECEIVING TD

Season		Career
1 at Charlotte (8/31/24)	Receptions	6 vs. Oregon State (9/16/23)
16 at Charlotte (8/31/24)	Receiving Yards	97 vs. Boise State (9/22/23)
—	Receiving Touchdowns	1 vs. Utah State (11/4/23)
16 at Charlotte (8/31/24)	Reception Long	40 vs. Air Force (11/26/22)

#10 CHRIS SHEARIN

4 CAREER INT

Season		Career
9 vs. Gardner-Webb (9/7/24)	Total Tackles	9 vs. Gardner-Webb (9/7/24)
4 vs. Gardner-Webb (9/7/24)	Solo Tackles	6 2x, last at Rice (10/7/23)
1.0 at Charlotte (8/31/24)	Tackles for Loss	1.0 2x, last at Charlotte (8/31/24)
—	Sacks	0.5 vs. Syracuse (9/10/22)
1 at Charlotte (8/31/24)	Forced Fumbles	1 2x, last at Charlotte (8/31/24)
—	Fumble Recoveries	1 at Utah State (8/27/22)
—	Interceptions	1 4x, last at Rice (10/7/23)
—	Pass Breakups	1 9x, last at James Madison (11/18/23)
—	Blocks	—

#11 BILLY ATKINS

4 CAREER PASSING TD

Season		Career
—	Completions	13 vs. Marshall (10/22/22)
—	Pass Attempts	35 vs. Marshall (10/22/22)
—	Passing Yards	164 vs. Marshall (10/22/22)
—	Completion Percentage	100% vs. Campbell (11/6/21)
—	Passing Touchdowns	1 4x, last vs. Marshall (10/22/22)
—	Passing Long	43 vs. Marshall (10/22/22)
—	Interceptions	4 vs. Marshall (10/22/22)
—	Rush Attempts	13 vs. Marshall (10/22/22)
—	Rushing Yards	7 vs. Morehead State (9/4/21)
—	Rushing Touchdowns	—
—	Rush Long	12 vs. Marshall (10/22/22)
—	Total Touchdowns	1 4x, last vs. Marshall (10/22/22)
—	Total Offense	141 vs. Marshall (10/22/22)

#11 KHAIRI MANNS

9.5 CAREER SACKS

Season		Career
6 2x, last vs. Gardner-Webb (9/7/24)	Total Tackles	11 vs. Monmouth (10/15/22)
3 at Charlotte (8/31/24)	Solo Tackles	5 at Charlotte (8/31/24)
0.5 2x, last vs. Gardner-Webb (9/7/24)	Tackles for Loss	2.0 vs. Monmouth (10/15/22)
0.5 vs. Gardner-Webb (9/7/24)	Sacks	1.5 3x, last vs. Monmouth (10/15/22)
—	Forced Fumbles	1 vs. Monmouth (10/15/22)
—	Fumble Recoveries	1 at Northern Illinois (9/25/21)
—	Interceptions	—
—	Pass Breakups	1 vs. Albany (3/13/21)
—	Blocks	—

#12 JC EVANS

Season		Career
—	Completions	—
—	Pass Attempts	—
—	Passing Yards	—
—	Completion Percentage	—
—	Passing Touchdowns	—
—	Passing Long	—
—	Interceptions	—
—	Rush Attempts	—
—	Rushing Yards	—
—	Rushing Touchdowns	—
—	Rush Long	—
—	Total Touchdowns	—
—	Total Offense	—

#12 KYE HOLMES

Season		Career
6 2x, last vs. Gardner-Webb (9/7/24)	Total Tackles	6 2x, last vs. Gardner-Webb (9/7/24)
4 at Charlotte (8/31/24)	Solo Tackles	4 at Charlotte (8/31/24)
—	Tackles for Loss	0.5 at Louisville (11/5/22)
—	Sacks	—
—	Forced Fumbles	—
—	Fumble Recoveries	—
—	Interceptions	—
—	Pass Breakups	—
—	Blocks	—

#13 TROY LEWIS

Season		Career
—	Receptions	1 vs. Bucknell (9/2/23)
—	Receiving Yards	5 vs. Bucknell (9/2/23)
—	Receiving Touchdowns	—
—	Reception Long	5 vs. Bucknell (9/2/23)

#13 JORDAN TAYLOR

6 CAREER INT

Season		Career
1 at Charlotte (8/31/24)	Total Tackles	7 2x, last at Mars Hill (11/6/21)
1 at Charlotte (8/31/24)	Solo Tackles	5 3x, last vs. Lenoir-Rhyne (11/11/23)
—	Tackles for Loss	1.5 at Mars Hill (11/6/21)
—	Sacks	—
—	Forced Fumbles	1 2x, last at Mars Hill (11/6/21)
—	Fumble Recoveries	1 vs. Catawba (9/23/23)
—	Interceptions	1 6x, last vs. Mars Hill (11/4/23)
—	Pass Breakups	3 vs. UVA Wise (10/16/21)
—	Blocks	1 at Catawba (10/31/21)

#14 ALONZA BARNETT III

2 CAREER PASS TD (3 TOTAL)

Season		Career
14 vs. Gardner-Webb (9/7/24)	Completions	14 vs. Gardner-Webb (9/7/24)
22 vs. Gardner-Webb (9/7/24)	Pass Attempts	22 vs. Gardner-Webb (9/7/24)
219 at Charlotte (8/31/24)	Passing Yards	219 at Charlotte (8/31/24)
.636 vs. Gardner-Webb (9/7/24)	Completion Percentage	.636 vs. Gardner-Webb (9/7/24)
2 at Charlotte (8/31/24)	Passing Touchdowns	2 at Charlotte (8/31/24)
73 at Charlotte (8/31/24)	Passing Long	73 at Charlotte (8/31/24)
1 at Charlotte (8/31/24)	Interceptions	1 2x, last at Charlotte (8/31/24)
9 2x, last vs. Gardner-Webb (9/7/24)	Rush Attempts	9 2x, last vs. Gardner-Webb (9/7/24)
89 at Charlotte (8/31/24)	Rushing Yards	89 at Charlotte (8/31/24)
—	Rushing Touchdowns	1 vs. Bucknell (9/2/23)
36 at Charlotte (8/31/24)	Rush Long	36 at Charlotte (8/31/24)
2 at Charlotte (8/31/24)	Total Touchdowns	2 at Charlotte (8/31/24)
308 at Charlotte (8/31/24)	Total Offense	308 at Charlotte (8/31/24)

JMU Game/Career Highs

#14 KJ FLOWE

Season		Career
2 2x, last vs. Gardner-Webb (9/7/24)	Total Tackles	2 2x, last vs. Gardner-Webb (9/7/24)
1 at Charlotte (8/31/24)	Solo Tackles	1 at Charlotte (8/31/24)
0.5 vs. Gardner-Webb (9/7/24)	Tackles for Loss	0.5 vs. Gardner-Webb (9/7/24)
—	Sacks	—
—	Forced Fumbles	—
—	Fumble Recoveries	—
—	Interceptions	—
1 at Charlotte (8/31/24)	Pass Breakups	1 at Charlotte (8/31/24)
—	Blocks	—

#15 IMMANUEL BUSH

3.5 CAREER SACKS

Season		Career
3 vs. Gardner-Webb (9/7/24)	Total Tackles	6 vs. Coastal Carolina (10/29/22)
—	Solo Tackles	3 vs. Air Force (12/23/23)
—	Tackles for Loss	1.5 4x, last at Coastal Carolina (11/25/23)
—	Sacks	1.5 at James Madison (10/22/22)
—	Forced Fumbles	—
1 at Charlotte (8/31/24)	Fumble Recoveries	1 at Charlotte (8/31/24)
—	Interceptions	—
—	Pass Breakups	1 vs. App State (11/12/22)
—	Blocks	—

#15 KYI WRIGHT

Season		Career
—	Receptions	1 8x, last at Coastal Carolina (11/25/23)
—	Receiving Yards	16 2x, last at Clemson (11/28/20)
—	Receiving Touchdowns	—
—	Reception Long	16 2x, last at Clemson (11/28/20)

#16 DESMOND GREEN

Season		Career
—	Receptions	1 vs. Towson (11/20/21)
—	Receiving Yards	10 vs. Towson (11/20/21)
—	Receiving Touchdowns	—
—	Reception Long	10 vs. Towson (11/20/21)
—	Blocks	1 vs. Maine (9/11/21)
—	Punt Return Long	6 vs. Maine (9/11/21)
—	Punt Return Touchdowns	1 vs. Maine (9/11/21)

#16 NOE RUELAS

18 CAREER FIELD GOALS

Season		Career
2 vs. Gardner-Webb (9/7/24)	Field Goals	2 7x, last vs. Gardner-Webb (9/7/24)
3 vs. Gardner-Webb (9/7/24)	Field Goal Attempts	3 3x, last vs. Gardner-Webb (9/7/24)
48 vs. Gardner-Webb (9/7/24)	Field Goal Long	54 at Utah State (8/27/22)
3 at Charlotte (8/31/24)	PAT Made	4 2x, last vs. Liberty (11/12/22)
4 at Charlotte (8/31/24)	PAT Attempts	4 3x, last at Charlotte (8/31/24)
7 vs. Gardner-Webb (9/7/24)	Scoring	9 2x, last vs. UMass (11/4/22)

#17 TAYLOR THOMPSON

2 CAREER RECEIVING TD

Season		Career
3 vs. Gardner-Webb (9/7/24)	Receptions	4 2x, last vs. Louisiana Tech (11/19/22)
30 at Charlotte (8/31/24)	Receiving Yards	99 vs. Louisiana Tech (11/19/22)
—	Receiving Touchdowns	1 2x, last at FIU (10/8/21)
15 2x at Charlotte (8/31/24)	Reception Long	41 at App State (9/12/20)

#17 GANNON WEATHERSBY

Season		Career
1 at Charlotte (8/31/24)	Total Tackles	1 2x, last at Charlotte (8/31/24)
—	Solo Tackles	—
—	Tackles for Loss	0.5 vs. UConn (11/11/23)
—	Sacks	—
—	Forced Fumbles	—
—	Fumble Recoveries	—
—	Interceptions	—
—	Pass Breakups	—
—	Blocks	—

#18 LOGAN KYLE

Season		Career
1 vs. Gardner-Webb (9/7/24)	Receptions	3 vs. Kentucky (9/23/23)
22 vs. Gardner-Webb (9/7/24)	Receiving Yards	37 vs. Kentucky (9/23/23)
—	Receiving Touchdowns	—
22 vs. Gardner-Webb (9/7/24)	Reception Long	28 vs. Kentucky (9/23/23)

#18 EVAN SPIVEY

Season		Career
—	Total Tackles	—
—	Solo Tackles	—
—	Tackles for Loss	—
—	Sacks	—
—	Forced Fumbles	—
—	Fumble Recoveries	—
—	Interceptions	—
—	Pass Breakups	—
—	Blocks	—

#19 TAJI HUDSON

2 CAREER TD (1 PASS, 1 REC)

Season		Career
—	Receptions	4 at Virginia (9/9/23)
—	Receiving Yards	46 at Virginia (9/9/23)
—	Receiving Touchdowns	1 at Georgia State (11/4/23)
—	Reception Long	32 at Virginia (9/9/23)
—	Completions	1 at Virginia (9/9/23)
—	Pass Attempts	1 at Virginia (9/9/23)
—	Passing Yards	4 at Virginia (9/9/23)
—	Passing Touchdowns	1 at Virginia (9/9/23)
—	Passing Long	4 at Virginia (9/9/23)

#19 JA'KAI YOUNG

6 CAREER INT

Season		Career
—	Total Tackles	8 at Austin Peay (10/14/23)
—	Solo Tackles	5 3x, last at Tennessee Tech (11/11/23)
—	Tackles for Loss	1.0 2x, last vs. New Haven (11/12/22)
—	Sacks	—
—	Forced Fumbles	1 vs. Robert Morris (10/7/23)
—	Fumble Recoveries	—
—	Interceptions	1 6x, last at Tennessee Tech (11/11/23)
—	Pass Breakups	3 at Tennessee Tech (11/11/23)
—	Blocks	1 vs. Franklin Pierce (10/15/22)

#20 TYLER PURDY

10 CAREER TD (6 RUSH, 4 REC)

Season		Career
10 vs. Gardner-Webb (9/7/24)	Rush Attempts	11 3x, last at Fordham (11/13/21)
58 vs. Gardner-Webb (9/7/24)	Rushing Yards	106 vs. Georgetown (11/18/23)
1 vs. Gardner-Webb (9/7/24)	Rushing Touchdowns	1 6x, last vs. Gardner-Webb (9/7/24)
10 vs. Gardner-Webb (9/7/24)	Rush Long	53 at Monmouth (9/25/21)
1 at Charlotte (8/31/24)	Receptions	5 at Fordham (10/28/23)
3 at Charlotte (8/31/24)	Receiving Yards	85 at Fordham (10/28/23)
—	Receiving Touchdowns	1 4x, last at Fordham (10/28/23)
3 at Charlotte (8/31/24)	Reception Long	54 vs. Merrimack (9/11/21)
—	Kick Return Long	30 at Bucknell (4/17/21)

#21 CHRIS LOFTON

Season		Career
—	Receptions	—
—	Receiving Yards	—
—	Receiving Touchdowns	—
—	Reception Long	—

#21 JAMARI SOMERVILLE

Season		Career
—	Total Tackles	—
—	Solo Tackles	—
—	Tackles for Loss	—
—	Sacks	—
—	Forced Fumbles	—
—	Fumble Recoveries	—
—	Interceptions	—
—	Pass Breakups	—
—	Blocks	—

#22 CHASE REGAN

Season		Career
1 vs. Gardner-Webb (9/7/24)	Total Tackles	1 vs. Gardner-Webb (9/7/24)
—	Solo Tackles	—
—	Tackles for Loss	—
—	Sacks	—
—	Forced Fumbles	—
—	Fumble Recoveries	—
—	Interceptions	—
—	Pass Breakups	—
—	Blocks	—

JMU Game/Career Highs

#23 TREVELL MULLEN

Season		Career
—	Total Tackles	—
—	Solo Tackles	—
—	Tackles for Loss	—
—	Sacks	—
—	Forced Fumbles	—
—	Fumble Recoveries	—
—	Interceptions	—
—	Pass Breakups	—
—	Blocks	—

#24 PHILLIP HARRIS

Season		Career
—	Total Tackles	—
—	Solo Tackles	—
—	Tackles for Loss	—
—	Sacks	—
—	Forced Fumbles	—
—	Fumble Recoveries	—
—	Interceptions	—
—	Pass Breakups	—
—	Blocks	—

#25 WAYNE KNIGHT

Season		Career
2 2x, last vs. Gardner-Webb (9/7/24)	Rush Attempts	4 vs. Bucknell (9/2/23)
3 at Charlotte (8/31/24)	Rushing Yards	23 vs. Bucknell (9/2/23)
—	Rushing Touchdowns	—
4 at Charlotte (8/31/24)	Rush Long	22 vs. Bucknell (9/2/23)
—	Receptions	1 6x, last vs. Bucknell (9/2/23)
—	Receiving Yards	32 at Old Dominion (11/12/22)
—	Receiving Touchdowns	—
—	Reception Long	32 at Old Dominion (11/12/22)
—	Kick Return Long	35 vs. Georgia State (11/19/22)

#26 JAHQUIL BATTS

Season		Career
—	Total Tackles	—
—	Solo Tackles	—
—	Tackles for Loss	—
—	Sacks	—
—	Forced Fumbles	—
—	Fumble Recoveries	—
—	Interceptions	—
—	Pass Breakups	—
—	Blocks	—

#27 JACOB DOBBS

23.5 CAREER SACKS

Season		Career
13 vs. Gardner-Webb (9/7/24)	Total Tackles	21 vs. Merrimack (9/2/23)
3 at Charlotte (8/31/24)	Solo Tackles	12 2x, last at Yale (9/16/23)
1.5 at Charlotte (8/31/24)	Tackles for Loss	4.0 at Yale (9/18/21)
1.0 at Charlotte (8/31/24)	Sacks	3.0 at Monmouth (9/24/21)
—	Forced Fumbles	2 at Yale (9/16/23)
—	Fumble Recoveries	1 4x, last at Lehigh (3/13/21)
—	Interceptions	2 vs. Georgetown (11/23/19)
—	Pass Breakups	1 4x, last at Fordham (11/13/21)
—	Blocks	—

#28 TYJAI HOPPER

Season		Career
—	Total Tackles	—
—	Solo Tackles	—
—	Tackles for Loss	—
—	Sacks	—
—	Forced Fumbles	—
—	Fumble Recoveries	—
—	Interceptions	—
—	Pass Breakups	—
—	Blocks	—

#28 JOBI MALARY

17 CAREER TD (16 RUSH, 1 REC)

Season		Career
—	Rush Attempts	23 vs. Eastern Washington (10/28/23)
—	Rushing Yards	241 vs. Eastern Washington (10/28/23)
—	Rushing Touchdowns	6 vs. Eastern Washington (10/28/23)
—	Rush Long	75 vs. Eastern Washington (10/28/23)
—	Receptions	3 vs. Northern Colorado (11/5/22)
—	Receiving Yards	25 vs. Northern Colorado (11/5/22)
—	Receiving Touchdowns	1 vs. Northern Colorado (11/5/22)
—	Reception Long	12 vs. Northern Colorado (11/5/22)

#29 KE'MARION BALDWIN

Season		Career
—	Rush Attempts	3 at Georgia State (11/4/23)
—	Rushing Yards	7 at Georgia State (11/4/23)
—	Rushing Touchdowns	—
—	Rush Long	6 at Georgia State (11/4/23)

#29 TYLER BROWN

Season		Career
—	Total Tackles	—
—	Solo Tackles	—
—	Tackles for Loss	—
—	Sacks	—
—	Forced Fumbles	—
—	Fumble Recoveries	—
—	Interceptions	—
—	Pass Breakups	—
—	Blocks	—

#30 JUSTIN EAGLIN

Season		Career
3 vs. Gardner-Webb (9/7/24)	Total Tackles	3 vs. Gardner-Webb (9/7/24)
3 vs. Gardner-Webb (9/7/24)	Solo Tackles	3 vs. Gardner-Webb (9/7/24)
—	Tackles for Loss	—
—	Sacks	—
—	Forced Fumbles	—
—	Fumble Recoveries	—
1 at Charlotte (8/31/24)	Interceptions	1 at Charlotte (8/31/24)
—	Pass Breakups	—
—	Blocks	—

#31 ANTOINE BOOTH

Season		Career
—	Total Tackles	3 vs. Texas State (10/1/22)
—	Solo Tackles	3 vs. Texas State (10/1/22)
—	Tackles for Loss	—
—	Sacks	—
—	Forced Fumbles	—
—	Fumble Recoveries	—
—	Interceptions	—
—	Pass Breakups	—
—	Blocks	—

#32 DJ BARKSDALE

Season		Career
3 at Charlotte (8/31/24)	Total Tackles	5 vs. Georgia Southern (10/14/23)
2 at Charlotte (8/31/24)	Solo Tackles	2 at Charlotte (8/31/24)
—	Tackles for Loss	—
—	Sacks	—
—	Forced Fumbles	—
—	Fumble Recoveries	—
—	Interceptions	—
—	Pass Breakups	—
—	Blocks	—
—	Kick Return Touchdowns	—
—	Kick Return Long	41 at Utah State (9/23/23)

#35 JOSHUA PRINCE

Season		Career
—	Total Tackles	—
—	Solo Tackles	—
—	Tackles for Loss	—
—	Sacks	—
—	Forced Fumbles	—
—	Fumble Recoveries	—
—	Interceptions	—
—	Pass Breakups	—
—	Blocks	—

JMU Game/Career Highs

#36 MILT FERGUSON

Season		Career
—	Total Tackles	—
—	Solo Tackles	—
—	Tackles for Loss	—
—	Sacks	—
—	Forced Fumbles	—
—	Fumble Recoveries	—
—	Interceptions	—
—	Pass Breakups	—
—	Blocks	—

#42 CARTER BANKS

Season		Career
—	Total Tackles	—
—	Solo Tackles	—
—	Tackles for Loss	—
—	Sacks	—
—	Forced Fumbles	—
—	Fumble Recoveries	—
—	Interceptions	—
—	Pass Breakups	—
—	Blocks	—

#44 DJ COTTON JR.

Season		Career
1 at Charlotte (8/31/24)	Total Tackles	1 at Charlotte (8/31/24)
—	Solo Tackles	—
—	Tackles for Loss	—
—	Sacks	—
—	Forced Fumbles	—
—	Fumble Recoveries	—
—	Interceptions	—
—	Pass Breakups	—
—	Blocks	—

#48 RYAN HANSON

Season		Career
3 vs. Gardner-Webb (9/7/24)	Punts	9 at Washington (9/18/21)
49.3 vs. Gardner-Webb (9/7/24)	Punt Avg. (min. 3)	53.2 vs. Texas State (11/27/21)
53 vs. Gardner-Webb (9/7/24)	Long Punt	73 vs. Texas State (11/27/21)
1 vs. Gardner-Webb (9/7/24)	50+ Punts	4 at Washington (9/18/21)
1 2x, last vs. Gardner-Webb (9/7/24)	Inside 20	7 at Marshall (10/19/23)

#54 BRANDON FIQUE

Season		Career
1 at Charlotte (8/31/24)	Total Tackles	1 at Charlotte (8/31/24)
—	Solo Tackles	—
—	Tackles for Loss	—
—	Sacks	—
—	Forced Fumbles	—
—	Fumble Recoveries	—
—	Interceptions	—
—	Pass Breakups	—
—	Blocks	—

#81 GABRIEL HOLLINGSWORTH

Season		Career
—	Receptions	—
—	Receiving Yards	—
—	Receiving Touchdowns	—
—	Reception Long	—

#83 ERICK HARRIS

Season		Career
—	Receptions	—
—	Receiving Yards	—
—	Receiving Touchdowns	—
—	Reception Long	—

#85 JORDAN FUNK

Season		Career
—	Receptions	—
—	Receiving Yards	—
—	Receiving Touchdowns	—
—	Reception Long	—

#88 DYLAN WILLIAMS

Season		Career
1 vs. Gardner-Webb (9/7/24)	Receptions	1 vs. Gardner-Webb (9/7/24)
9 vs. Gardner-Webb (9/7/24)	Receiving Yards	9 vs. Gardner-Webb (9/7/24)
—	Receiving Touchdowns	—
9 vs. Gardner-Webb (9/7/24)	Reception Long	9 vs. Gardner-Webb (9/7/24)

#89 JOSH PHIFER

Season		Career
—	Receptions	—
—	Receiving Yards	—
—	Receiving Touchdowns	—
—	Reception Long	—

#90 TERRY LOCKETT JR.

2.0 CAREER SACKS

Season		Career
2 at Charlotte (8/31/24)	Total Tackles	5 vs. Boston College (11/3/23)
1 at Charlotte (8/31/24)	Solo Tackles	3 vs. Boston College (11/3/23)
—	Tackles for Loss	1.0 5x, last at North Carolina (10/7/23)
—	Sacks	1.0 2x, last at Florida State (10/2/21)
—	Forced Fumbles	—
—	Fumble Recoveries	2 at Purdue (9/16/23)
—	Interceptions	—
—	Pass Breakups	1 2x, last at North Carolina (10/7/23)
—	Blocks	—

#91 MARCELLUS NASH

Season		Career
—	Total Tackles	—
—	Solo Tackles	—
—	Tackles for Loss	—
—	Sacks	—
—	Forced Fumbles	—
—	Fumble Recoveries	—
—	Interceptions	—
—	Pass Breakups	—
—	Blocks	—

#92 DAROLD DENGOHE

Season		Career
2 vs. Gardner-Webb (9/7/24)	Total Tackles	2 vs. Gardner-Webb (9/7/24)
1 2x, last vs. Gardner-Webb (9/7/24)	Solo Tackles	1 2x, last vs. Gardner-Webb (9/7/24)
—	Tackles for Loss	—
—	Sacks	—
—	Forced Fumbles	—
—	Fumble Recoveries	—
—	Interceptions	—
—	Pass Breakups	—
—	Blocks	—

#93 MYCHAL McMULLIN

Season		Career
2 vs. Gardner-Webb (9/7/24)	Total Tackles	2 vs. Gardner-Webb (9/7/24)
1 at Charlotte (8/31/24)	Solo Tackles	1 at Charlotte (8/31/24)
—	Tackles for Loss	—
—	Sacks	—
—	Forced Fumbles	—
—	Fumble Recoveries	—
—	Interceptions	—
—	Pass Breakups	—
—	Blocks	—

#95 CRISTIANO ROSA

1 CAREER FIELD GOAL

Season		Career
—	Field Goals	1 at UConn (9/3/22)
—	Field Goal Attempts	3 at UConn (9/3/22)
—	Field Goal Long	28 at UConn (9/3/22)
—	PAT Made	—
—	PAT Attempts	—
—	Scoring	3 at UConn (9/3/22)

JMU Game/Career Highs

#95 SAHIR WEST

Season		Career
—	Total Tackles	—
—	Solo Tackles	—
—	Tackles for Loss	—
—	Sacks	—
—	Forced Fumbles	—
—	Fumble Recoveries	—
—	Interceptions	—
—	Pass Breakups	—
—	Blocks	—

#97 CHRIS FITZGERALD

8.0 CAREER SACKS

Season		Career
5 vs. Gardner-Webb (9/7/24)	Total Tackles	7 at North Dakota State (10/1/22)
1 vs. Gardner-Webb (9/7/24)	Solo Tackles	4 2x, last at North Dakota State (10/1/22)
2.0 vs. Gardner-Webb (9/7/24)	Tackles for Loss	2.0 2x, last vs. Gardner-Webb (9/7/24)
1.0 vs. Gardner-Webb (9/7/24)	Sacks	1.0 8x, last vs. Gardner-Webb (9/7/24)
—	Forced Fumbles	1 2x, last at Ohio State (9/9/23)
—	Fumble Recoveries	—
1 at Charlotte (8/31/24)	Interceptions	1 at Charlotte (8/31/24)
1 at Charlotte (8/31/24)	Pass Breakups	1 2x, last at Charlotte (8/31/24)
—	Blocks	—

#98 SAMSON OGUNADE

Season		Career
—	Total Tackles	—
—	Solo Tackles	—
—	Tackles for Loss	—
—	Sacks	—
—	Forced Fumbles	—
—	Fumble Recoveries	—
—	Interceptions	—
—	Pass Breakups	—
—	Blocks	—

#99 ERIC O'NEILL

15.5 CAREER SACKS

Season		Career
3 vs. Gardner-Webb (9/7/24)	Total Tackles	14 at Sacred Heart (11/19/22)
—	Solo Tackles	8 at Central Connecticut (10/26/23)
—	Tackles for Loss	5.5 at Sacred Heart (11/19/22)
—	Sacks	3.5 at Sacred Heart (11/19/22)
—	Forced Fumbles	1 3x, last at Saint Francis (11/4/23)
—	Fumble Recoveries	—
—	Interceptions	1 at Ohio (9/2/23)
—	Pass Breakups	2 at Central Connecticut (10/26/23)
—	Blocks	—

CAREER GAMES PLAYED / STARTED

Name	Career Games	Career Starts
Adams, Treyvon	--	--
Adeyi, Ayo	36	10
Atkins, Billy	13	1
Baldwin, Ke'Marion	4	--
Banks, Carter	1	--
Barksdale, DJ	15	2
Barnett III, Alonza	5	3
Batts, Jahquil	--	--
Booth, Antoine	3	--
Brown, Breon	--	--
Brown, Tyler	2	--
Bush, Immanuel	37	9
Bushong, Evan	--	--
Cadd, Greyson	1	--
Campbell, JaKobe	--	--
Channell, Matthew	--	--
Cotton Jr., DJ	1	--
Davis, Brett	5	--
DeNgohe, Darold	4	--
Dobbs, Jacob	45	45
Dollison, Omarion	45	13
Dye, Trashon	--	--
Eaglin, Justin	3	2
Evans, JC	--	--
Ezeogu, Immanuel	--	--
Ferguson, Milt	--	--
Fique, Brandon	2	--
Fitzgerald, Chris	43	36
Flowe, KJ	2	--
Funk, Jordan	36	--
Green, Desmond	3	--
Griffis, Brett	1	--
Hamill, Jackson	--	--
Hanson, Ryan	50	50
Harris, Erick	3	--
Harris, Phillip	--	--
Hart, Griffin	--	--
Hendrick, Trent	25	8
Hohenshelt, Jacob	--	--
Hollander, Stephen	--	--
Hollingsworth, Gabriel	11	--
Holmes, Kye	28	2
Hopper, Tyjai	--	--
Hudson, Taji	36	3
Jean, Kalin	1	--
Jenkins, Quincy	29	24
Jones, Cameron	--	--
Jones, Taurus	27	14
Kabasele, Kevin	--	--
Kendall, Blake	--	--
Ketcham, Logan	23	--
Knight, Wayne	14	--
Knight, Yamir	13	2
Kyle, Logan	32	--
Lenhart, Kyle	--	--
Lewis, Troy	1	--
Lipinski, Max	--	--
Lockett Jr., Terry	28	10
Lofton, Chris	--	--
Logan, Chauncey	25	23
Lovelace, George	--	--
Malary, Jobi	22	5
Manns, Khairi	39	17
McLain, Hunter	--	--
McMullin, Mychal	5	--
McMurtrie, Pat	31	31
Mines, Jayden	7	--
Morris, Dylan	28	15
Morris, Tanner	36	29
Moss, Maxwell	12	--
Mowrey, Jack	2	--
Mullen, Trevell	--	--
Nash, Marcellus	--	--
O'Neill, Eric	27	24
Ogunade, Samson	--	--
Pennix, Micah	--	--
Penny, Brionne	31	5
Pettaway, George	17	--
Phifer, Josh	7	--
Popma, Luke	19	11
Post, Ryder	--	--
Potts, Cole	46	45
Prince, Joshua	--	--
Purdy, Cole	--	--
Purdy, Tyler	36	--
Ramadan, Ibraheem	--	--
Ramil, Jesse	23	15
Rawls, Deacon	--	--
Reagan, Danny	--	--
Regan, Chase	2	--
Robell, Riley	2	--
Rosa, Cristiano	3	--
Ross, Cam	30	20
Ruelas, Noe	19	--
Scott, Raymond	43	5
Seldon, Jamaree	--	--
Shearin, Chris	46	15
Simmons, Joseph	5	--
Snow, Brian	30	29
Snyder, Jackson	--	--
Somerville, Jamari	--	--
Spence, Terrence	37	13
Spivey, Evan	--	--
Summerall III, Lloyd	38	6
Sweazie, Carter	12	3
Taylor, Jordan	35	27
Thomas, Amar	11	--
Thomas, Jacob	25	14
Thompson, Taylor	34	15
Toner, Josh	24	7
Toth, Spencer	--	--
VanSlyke, Andrew	--	--
Weathersby, Gannon	9	--
West, Isaiah	--	--
West, Sahir	--	--
Williams, Dylan	1	--
Williams, Ray	41	22
Wright, Kyi	40	3
Wyatt, Tyshawn	35	33
Young, Ja'Kai	33	30

Game 1: James Madison 30, Charlotte 7

	1	2	3	4	Score
James Madison	3	6	7	14	30
Charlotte	0	7	0	0	7

Passing Leader: Alonza Barnett III (JMU): 10/18, 219 yds, 2 TD, INT
Rushing Leader: Alonza Barnett III (JMU): 9 att, 89 yds
Receiving Leader: Omarion Dollison (JMU): 2 rec, 80 yds, TD
Tackles Leader: Reid Williford (CLT): 10 tkl, 1.5 TFL

August 31, 2024 | Jerry Richardson Stadium | Charlotte, N.C. | Attendance: 15,614

JMU Dominates Second Half in Season-Opening Win at Charlotte

CHARLOTTE, N.C. – James Madison football picked up its first win of the Bob Chesney era with a second-half shutout and scored 27 unanswered points to upend Charlotte 30-7 in the season opener on Saturday night at Jerry Richardson Stadium.

Alonza Barnett III threw for two touchdowns in his second career start, guiding JMU back from a 7-3 deficit with four touchdown drives to bridge the halves. He finished the games 10-of-18 for 219 passing yards and two scores with an interception while also rushing for 89 yards.

Cam Ross was a factor both in the run and pass game, accruing 94 total yards, as he caught two passes for 53 receiving yards while also rushing for 41 yards, a career high. Omarion Dollison made two catches for 80 yards and a touchdown, while George Pettaway tallied 58 total yards with 25 rushing and a 33-yard touchdown catch. Ayo Adeyi also found the endzone for his first JMU touchdown, as he added 41 rushing yards.

Defensively, three Dukes had six tackles, led by Jacob Thomas who had 1.5 tackles for loss. Khairi Manns also had a half TFL, while Kye Holmes turned in his career-high tackles total. Jacob Dobbs and Trent Hendrick each had 1.5 TFL and a sack, while Chauncey Logan made three pass breakups, with one leading to an interception by Chris Fitzgerald.



SCORING SUMMARY

1st	00:41	JMU	Ruelas 43 yd field goal	
			4 plays, 0 yards, TOP 0:52	3-0
2nd	08:09	CLT	Myers 26 yd pass from Brown (Cunanan kick)	
			6 plays, 64 yards, TOP 3:05	3-7
	00:49	JMU	Pettaway 33 yd pass from Barnett (PAT failed)	
			1 play, 33 yards, TOP 0:05	9-7
3rd	14:16	JMU	Dollison 73 yd pass from Barnett (Ruelas kick)	
			2 plays, 75 yards, TOP 0:44	16-7
4th	14:15	JMU	Adeyi 8 yd rush (Ruelas kick)	
			7 plays, 63 yards, TOP 3:12	23-7
	01:10	JMU	Pettaway 1 yd rush (Ruelas kick)	
			7 plays, 52 yards, TOP 3:25	30-7

JMU out-gained Charlotte by a 417-324 margin, which included 198-131 on the ground.

Charlotte was paced by Max Brown, who threw for 193 yards and a touchdown, while Terron Kellman led the 49ers with 76 rushing yards.

HOW IT HAPPENED

- JMU took advantage of a three-yard shanked punt by Charlotte, setting up a short field, and Noe Ruelas drilled a 43-yard field goal to put JMU up 3-0 after one
- After a strip sack, Charlotte got on the board with a 26-yard touchdown, as Max Brown connected over the middle with Isaiah Myers to give the hosts a 7-3 lead with just over eight minutes before halftime.
- JMU regained the lead and took a 9-7 halftime lead after a wild two-play sequence late in the second. Logan batted a pass that was picked off by Fitzgerald for his first career interception. On the ensuing play, Barnett III connected down the far sideline for a 33-yard touchdown pass to Pettaway
- The Dukes extended the lead to 16-7 on the second play of the third quarter, as Barnett III found Dollison deep for a 73-yard touchdown pass.
- JMU opened the fourth capping off a 7-play drive, as Adeyi scampered into the endzone from eight yards out to make it 23-7.
- Charlotte threatened at the other end, but a fourth-down stop stymied the 49er offense, giving JMU the ball back with nine minutes to play.
- The Dukes forced another turnover over on downs later in the frame and turned the stop into points with a one-yard touchdown from Pettaway.

GAME NOTES

- JMU improved to 3-0 all-time against Charlotte and remained unbeaten against American Athletic Conference teams, moving to 3-0 as well.
- On third downs, the Dukes went 3-for-11 (.273) while the 49ers converted on 7-of-19 (.368) opportunities.
- Charlotte recorded more tackles for loss (10-6) with JMU held the advantage in sacks (2-1).
- The 73-yard touchdown from Barnett III to Dollison was the longest play of both players' careers.
- JMU's interceptions by Justin Eaglin and Fitzgerald were the first career picks for each defender.
- The Dukes have won five consecutive season openers. The last time JMU fell in its first game of the season was a 20-13 loss at West Virginia on Aug. 31, 2019, when the Dukes competed at the Football Championship Subdivision (FCS) level.

Game 2: James Madison 13, Gardner-Webb 6

	1	2	3	4	Score
Gardner-Webb	0	3	3	0	6
James Madison	0	0	10	3	13

Passing Leader: Alonza Barnett III (JMU): 14/22, 135 yds
Rushing Leader: George Pettaway (JMU): 10 att, 86 yds
Receiving Leader: Camden Overton (GWU): 5 rec, 65 yds
Tackles Leader: Jacob Dobbs (JMU): 13 tkl

September 7, 2024 | Bridgeforth Stadium | Harrisonburg, Va. | Attendance: 24,570

Dukes Hold Off Runnin' Bulldogs in Home Opener

HARRISONBURG, Va. – James Madison football used big stops on the defensive side of the ball and held Gardner-Webb to three points in each half for a 13-6 victory in the home opener on Saturday night at Bridgeforth Stadium.

The Dukes moved to 2-0 on the year, while the Runnin' Bulldogs fell to 0-2 after suffering its second straight single-digit defeat.

JMU forced Gardner-Webb into two turnovers, both on interceptions, while also stopping the visitors twice on fourth down, including for the final time in the red zone with 2:32 remaining. An Alonza Barnett III first-down rush on the ensuing drive sealed the win.

Jacob Dobbs led the Dukes with a game-high 13 tackles, while Chris Shearin had nine, including four solo stops. Raymond Scott, Kye Holmes and Khairi Manns each tallies six tackles each. Chris Fitzgerald led the team with a pair of TFLs and a sack.

The running back tandem of George Pettaway and Tyler Purdy paced the offense, as the duo combined for 142 rushing yards and the game's only touchdown. Pettaway had a career night, turning in his first career games with over 100 total yards (116).

He rushed for a career-high 84 yards on 10 carries (8.4 avg.) while making a career-high four receptions for 32 yards. Purdy found the end zone for the first time at JMU, as he had a big second half to finish with 58 yards on 10 attempts (5.8 avg.).



SCORING SUMMARY

2nd	08:51	GWU	Billingsley 44 yd field goal	
			12 plays, 48 yards, TOP 6:04	0-3
3rd	10:30	JMU	Purdy 1 yd rush (Ruelas kick)	
			10 plays, 58 yards, TOP 3:36	7-3
	07:14	JMU	Ruelas 48 yd field goal	
			4 plays, 2 yards, TOP 1:48	10-3
3rd	01:35	GWU	Billingsley 30 yd field goal	
			11 plays, 62 yards, TOP 5:39	10-6
4th	11:14	JMU	Ruelas 26 yd field goal	
			12 plays, 66 yards, TOP 5:21	13-6

Additionally, Barnett was 14-of-22 for 135 passing yards, finding six different pass catchers. Aside from Pettaway, Taylor Thompson and Cam Ross also made three catches each, combining for 49 receiving yards.

For Gardner-Webb, Tyler Riddell finished 17-of-30 for 160 passing yards and two interceptions, while Edward Saydee rushed for a game-high 87 yards. Camden Overton had five grabs for 65 receiving yards, while Trevor Moffitt paced the defense with 12 tackles, 2.5 TFL and a sack.

HOW IT HAPPENED

- Teams traded turnover on downs in the opening stanza, leading to a scoreless tie after the opening quarter.
- Gardner-Webb struck first with 8:51 to play in the half on a 44-yard field goal by Jay Billingsley.
- JMU couldn't muster a scoring drive, gaining just 124 yards on 30 offensive plays in the first half, giving the visitors a 3-0 lead into the locker room.
- The Dukes finally got on the scoreboard on its first drive of the second half, as the ground game accounted for 51 of 58 yards, capped off by a Purdy one-yard touchdown scamper.
- Chauncey Logan recorded his third career interception on the ensuing drive, setting up a Noe Ruelas 48-yard field goal, extending the lead to 10-3 midway through the third.
- GWU threatened late in the third, getting to the JMU eight, but a defensive stand held the visitors to a 30-yard Billingsley field goal, making it 10-6 heading to the fourth.
- JMU's 12-play drive to bridge the third and fourth quarters was stopped in the red zone, as Ruelas converted his second field goal of the night from 26 yards out to extend the lead to 13-6.
- Gardner-Webb had one last chance to tie it in the closing minutes, but a Fitzgerald and Amar Thomas shared sack set up a fourth-and-long, and the pass was incomplete to allow JMU to run out the clock.

GAME NOTES

- JMU out-gained GWU by a 285-269 margin, including 150-109 on the ground.
- JMU was 3-of-12 on third down, while GWU managed just 2-of-15.
- Fourth downs favored the visitors, as it finished 4-of-6, while JMU failed on both attempts.
- JMU scored on both trips to the red zone, while the Runnin' Bulldogs were 1-for-2.
- Gardner-Webb had six tackles for loss and three sacks, as opposed to JMU's four and two.
- Despite the win, JMU was out-possessed by Gardner-Webb, 33:58 to 26:02.
- The first-quarter interception by Jacob Thomas was the first of his career.
- JMU was shut out in the first half for the first time since Dec. 17, 2021, when it trailed 13-0 to North Dakota State in the 2023 FCS semifinals.
- Purdy's third-quarter score was his first JMU touchdown and the sixth of his career.
- Ruelas made two of three field goals and now has 18 for his career.
- The home opener was the 50th career game and punt start for Ryan Hanson, as he averaged 49.3 yards on his three boots, which included a season-long 53-yarder.

JMU 2024 Season Stats

	JMU	OPP
Scoring	**43**	**13**
Points per game	21.5	6.5
Points Off Turnovers	9	0
First Downs	**30**	**33**
Rushing	16	10
Passing	13	21
Penalty	1	2
Rushing Yardage	**344**	**240**
Yards gained rushing	416	275
Yards lost rushing	72	35
Rushing attempts	77	66
Average per rush	4.5	3.6
Average per game	172.0	120.0
TDs Rushing	3	0
Passing Yardage	**354**	**353**
Comp-Att-Int	24-40-1	39-75-4
Average per pass	8.9	4.7
Average per catch	14.8	9.1
Average per game	177.0	176.5
TDs Passing	2	1
Total offense	**698**	**593**
Total plays	117	141
Average per play	6.0	4.2
Average per game	349.0	296.5
Kick returns: #-Yards	**0-0**	**4-112**
Punt returns: #-Yards	**0-0**	**1-6**
Int returns: #-Yards	**4--2**	**1-0**
Kick return average	**0.0**	**28.0**
Punt return average	**0.0**	**6.0**
Int return average	**-0.5**	**0.0**
Fumbles-Lost	**2-1**	**3-1**
Penalties-Yards	**9-76**	**9-69**
Average per game	38.0	34.5
Punts-Yards	**5-243**	**7-254**
Average per punt	48.6	36.3
Net punt average	43.4	33.4
Kickoffs-Yards	**10-641**	**5-294**
Average per kick	64.1	58.8
Net kick average	37.9	37.8
Time of possession / game	**27:10**	**32:50**
3rd-down conversion	**7/23**	**9/34**
3rd-down pct	30%	26%
4rd-down conversion	**1/5**	**6/11**
4rd-down pct	20%	55%
Sacks by-Yards	**4-16**	**5-27**
Misc Yards	**0**	**0**
Touchdowns scored	**5**	**1**
Field goals - attempts	**3-4**	**2-2**
On-Side kicks	**0-0**	**0-0**
Red-zone scores	**(4-6) 67%**	**(1-3) 33%**
Red-zone touchdowns	**(3-6) 50%**	**(0-3) 0%**
PAT-attempts	**(4-5) 80%**	**(1-1) 100%**
2-point conversion-attempts	**(0-0) 0%**	**(0-0) 0%**
Attendance	**24570**	**15614**
Games / Avg per game	1/24570	1/15614
Neutral site games	-	0/0

2024 Season Stats

Rushing

Player	gp	att	gain	loss	net	avg	td	lg	avg/g
George Pettaway	2	18	116	2	114	6.3	1	20	57.0
Alonza Barnett III	2	18	131	27	104	5.8	0	36	52.0
Tyler Purdy	2	11	65	0	65	5.9	1	10	32.5
Cam Ross	2	1	41	0	41	41.0	0	41	20.5
Ayo Adeyi	2	20	57	17	40	2.0	1	12	20.0
Wayne Knight	2	4	6	2	4	1.0	0	4	2.0
Logan Kyle	2	1	0	2	-2	-2.0	0	0	-1.0
Team	2	4	0	22	-22	-5.5	0	0	-11.0
Total	**2**	**77**	**416**	**72**	**344**	**4.5**	**3**	**41**	**172.0**
Opponents	**2**	**66**	**275**	**35**	**240**	**3.6**	**0**	**41**	**120.0**

Passing

Player	gp	effic	comp-att-int	pct	yds	td	lg	avg/g
Alonza Barnett III	2	145.8	24-40-1	60.0	354	2	73	177.0
Total	**2**	**145.8**	**24-40-1**	**60.0**	**354**	**2**	**73**	**177.0**
Opponents	**2**	**85.3**	**39-75-4**	**52.0**	**353**	**1**	**39**	**176.5**

Receiving

Player	gp	no.	yds	avg	td	lg	avg/g
Cam Ross	2	5	76	15.2	0	43	38.0
Taylor Thompson	2	5	56	11.2	0	15	28.0
George Pettaway	2	5	65	13.0	1	33	32.5
Yamir Knight	2	3	27	9.0	0	17	13.5
Omarion Dollison	2	2	80	40.0	1	73	40.0
Logan Kyle	2	1	22	22.0	0	22	11.0
Tyler Purdy	2	1	3	3.0	0	3	1.5
Brionne Penny	2	1	16	16.0	0	16	8.0
Dylan Williams	1	1	9	9.0	0	9	9.0
Total	**2**	**24**	**354**	**14.8**	**2**	**73**	**177.0**
Opponents	**2**	**39**	**353**	**9.1**	**1**	**39**	**176.5**

Punt Returns

Player	no.	yds	avg	td	lg
Total	**0**	**0**	**0.0**	**0**	**0**
Opponents	**1**	**6**	**6.0**	**0**	**6**

Interceptions

Player	no.	yds	avg	td	lg
Chris Fitzgerald	1	0	0.0	0	0
Chauncey Logan	1	0	0.0	0	0
Jacob Thomas	1	0	0.0	0	0
Justin Eaglin	1	-2	-2.0	0	0
Total	**4**	**-2**	**-0.5**	**0**	**0**
Opponents	**1**	**0**	**0.0**	**0**	**0**

Kick Returns

Player	no.	yds	avg	td	lg
Total	**0**	**0**	**0.0**	**0**	**0**
Opponents	**4**	**112**	**28.0**	**0**	**37**

Fumble Returns

Player	no.	yds	avg	td	lg
Immanuel Bush	1	0	0.0	0	0
Total	**1**	**0**	**0.0**	**0**	**0**
Opponents	**1**	**0**	**0.0**	**0**	**0**

JMU 2024 Season Stats

Scoring

			PAT						
Player	**td**	**fg**	**kick**	**rush**	**rcv**	**pass**	**dxp**	**saf**	**pts**
Noe Ruelas	-	3-4	4-5	-	-	-	-	-	13
George Pettaway	2	-	-	-	-	-	-	-	12
Tyler Purdy	1	-	-	-	-	-	-	-	6
Omarion Dollison	1	-	-	-	-	-	-	-	6
Ayo Adeyi	1	-	-	-	-	-	-	-	6
Total	**5**	**3-4**	**4-5**	**0**	**0**	**0**	**0**	**0**	**43**
Opponents	**1**	**2-2**	**1-1**	**0**	**0**	**0**	**0**	**0**	**13**

Field Goals

Player	**fg**	**pct.**	**01-19**	**20-29**	**30-39**	**40-49**	**50-99**	**lg**	**blk**
Noe Ruelas	3-4	75.0	0-0	1-1	0-0	2-3	0-0	48	0
Opponents	**2-2**	**100.0**	**0-0**	**0-0**	**1-1**	**1-1**	**0-0**	**44**	**0**

FG Sequence

Team Name	**James Madison**	**Opponents**
Charlotte	(43)	
Gardner-Webb	44,(48),(26)	(44),(30)

Numbers in (parentheses) indicate field goal was made

Total Offense

Player	**g**	**plays**	**rush**	**pass**	**total**	**avg/g**
Alonza Barnett III	2	58	104	354	458	229.0
George Pettaway	2	18	114	0	114	57.0
Tyler Purdy	2	11	65	0	65	32.5
Cam Ross	2	1	41	0	41	20.5
Ayo Adeyi	2	20	40	0	40	20.0
Wayne Knight	2	4	4	0	4	2.0
Logan Kyle	2	1	-2	0	-2	-1.0
Team	2	0	-22	0	-22	-11.0
Total	**2**	**117**	**344**	**354**	**698**	**349.0**
Opponents	**2**	**141**	**240**	**353**	**593**	**296.5**

Punting

Player	**no.**	**yds**	**avg**	**lg**	**tb**	**fc**	**i20**	**50+**	**blk**
Ryan Hanson	5	243	48.6	53	1	1	2	2	0
Total	**5**	**243**	**48.6**	**53**	**1**	**1**	**2**	**2**	**0**
Opponents	**7**	**254**	**36.3**	**62**	**1**	**2**	**2**	**2**	**0**

Kickoffs

Player	**no.**	**yds**	**avg**	**tb**	**ob**	**retn**	**net**	**ydln**
Cristiano Rosa	7	449	64.1	5	0			
Noe Ruelas	3	192	64.0	1	0			
Total	**10**	**641**	**64.1**	**6**	**0**	**4**	**37.9**	**27**
Opponents	**5**	**294**	**58.8**	**3**	**1**	**0**	**37.8**	**27**

All Purpose

Player	**g**	**rush**	**rcv**	**pr**	**kr**	**ir**	**total**	**avg/g**
George Pettaway	2	114	65	0	0	0	179	89.5
Cam Ross	2	41	76	0	0	0	117	58.5
Alonza Barnett III	2	104	0	0	0	0	104	52.0
Omarion Dollison	2	0	80	0	0	0	80	40.0
Tyler Purdy	2	65	3	0	0	0	68	34.0
Taylor Thompson	2	0	56	0	0	0	56	28.0
Ayo Adeyi	2	40	0	0	0	0	40	20.0
Yamir Knight	2	0	27	0	0	0	27	13.5
Logan Kyle	2	-2	22	0	0	0	20	10.0
Brionne Penny	2	0	16	0	0	0	16	8.0
Dylan Williams	1	0	9	0	0	0	9	9.0
Wayne Knight	2	4	0	0	0	0	4	2.0
Justin Eaglin	2	0	0	0	0	-2	-2	-1.0
Team	2	-22	0	0	0	0	-22	-11.0
Total	**2**	**344**	**354**	**0**	**0**	**-2**	**696**	**348.0**
Opponents	**2**	**240**	**353**	**6**	**112**	**0**	**711**	**355.5**

JMU 2024 Season Stats

Team Defense

			Tackles				Sacks	Pass defense			Fumbles		blkd	
##	Player	gp	ua	a	tot	tfl/yds	no-yds	int-yds	brup	qbh	fr-yds	ff	kick	saf
27	Jacob Dobbs	2	5	13	18	1.5-5	1-4	.	.	.	.	.	.	.
11	Khairi Manns	2	4	8	12	1-2	0.5-1	.	.	2	.	.	.	.
10	Chris Shearin	2	7	5	12	1-2	.	.	.	.	.	1	.	.
12	Kye Holmes	2	6	6	12	.	.	.	.	.	.	.	.	.
7	Jacob Thomas	2	4	7	11	1.5-1	.	1-0	.	1	.	.	.	.
1	Raymond Scott	2	1	6	7	0.5-1	.	.	.	.	.	.	.	.
5	Trent Hendrick	2	2	5	7	1.5-4	1-3	.	.	1	.	.	.	.
97	Chris Fitzgerald	2	1	5	6	2-6	1-5	1-0	1	2	.	.	.	.
30	Justin Eaglin	2	5	.	5	.	.	1--2	.	.	.	.	.	.
15	Immanuel Bush	2	.	5	5	.	.	.	.	.	1-0	.	.	.
2	Chauncey Logan	2	4	1	5	.	.	1-0	3	.	.	.	.	.
3	Terrence Spence	2	2	3	5	.	.	.	.	.	.	.	.	.
32	DJ Barksdale	2	2	2	4	.	.	.	.	1	.	.	.	.
14	KJ Flowe	2	1	3	4	0.5-0	.	.	1	.	.	.	.	.
93	Mychal McMullin	2	1	2	3	.	.	.	.	.	.	.	.	.
99	Eric O'Neill	2	.	3	3	.	.	.	.	1	.	.	.	.
8	Amar Thomas	2	.	3	3	0.5-3	0.5-3	.	.	.	.	.	.	.
92	Darold DeNgohe	2	2	1	3	.	.	.	.	1	.	.	.	.
90	Terry Lockett Jr.	2	1	1	2	.	.	.	.	1	.	.	.	.
9	Lloyd Summerall III	2	.	2	2	.	.	.	.	.	.	.	.	.
0	Taurus Jones	2	.	2	2	.	.	.	.	.	.	.	.	.
6	Ray Williams	2	1	1	2	.	.	.	.	.	.	.	.	.
44	DJ Cotton Jr.	1	.	1	1	.	.	.	.	.	.	.	.	.
17	Gannon Weathersby	2	.	1	1	.	.	.	.	.	.	.	.	.
22	Chase Regan	2	.	1	1	.	.	.	.	.	.	.	.	.
42	Carter Banks	1	1	.	1	.	.	.	.	.	.	.	.	.
25	Wayne Knight	2	1	.	1	.	.	.	.	.	.	.	.	.
54	Brandon Fique	2	.	1	1	.	.	.	.	.	.	.	.	.
16	Noe Ruelas	2	.	1	1	.	.	.	.	.	.	.	.	.
13	Jordan Taylor	2	1	.	1	.	.	.	.	.	.	.	.	.
20	Tyler Purdy	2	.	1	1	.	.	.	.	.	.	.	.	.
	Totals	**2**	**52**	**90**	**142**	**10-24**	**4-16**	**4--2**	**5**	**10**	**1-0**	**1**	**0**	**0**
	Opponents	2	61	50	111	15-63	5-27	1-0	7	1	1-0	1	0	0

JMU 2024 Season Stats

Date	Opponent	Rushing				Receiving				Passing				Kick Returns				Punt Returns				tot
		no.	yds	td	lg	no.	yds	td	lg	cmp-att-int	yds	td	lg	no.	yds	td	lg	no.	yds	td	lg	off
08/31/2024	at Charlotte	40	194	2	41	10	219	2	73	10-18-1	219	2	73	0	0	0	0	0	0	0	0	413
09/07/2024	Gardner-Webb	37	150	1	23	14	135	0	22	14-22-0	135	0	22	0	0	0	0	0	0	0	0	285
James Madison		**77**	**344**	**3**	**41**	**24**	**354**	**2**	**73**	**24-40-1**	**354**	**2**	**73**	**0**	**0**	**0**	**0**	**0**	**0**	**0**	**0**	**698**
Opponents		**66**	**240**	**0**	**41**	**39**	**353**	**1**	**39**	**39-75-4**	**353**	**1**	**39**	**4**	**112**	**0**	**37**	**1**	**6**	**0**	**6**	**593**

James Madison Averages

Games	Avg/ rush	Avg/ catch	Pass effic	KR avg	PR avg	All purpose avg/game	Total offense avg/game
2	4.5	14.8	145.8	0.0	0.0	348.0	349.0

Date	Opponent	Tackles				Sacks	Fumble		Pass Defense			blkd	PAT attempts			off		
		ua	a	total	tfl-yds	no-yds	ff	fr-yds	int-yds	qbh	brup	kick	kick	rush	rcv	saf	t/o	pts
08/31/2024	at Charlotte	33	28	61	6.0-13	2-7	1	1-0	2--2	7	5	0	3-4	0	0	0	6	30
09/07/2024	Gardner-Webb	19	62	81	4.0-11	2-9	0	0-0	2-0	3	0	0	1-1	0	0	0	3	13
James Madison		**52**	**90**	**142**	**10.0-24**	**4-16**	**1**	**1-0**	**4--2**	**10**	**5**	**0**	**4-5**	**0**	**0**	**0**	**9**	**43**
Opponents		**61**	**50**	**111**	**15.0-63**	**5-27**	**1**	**1-0**	**1-0**	**1**	**7**	**0**	**1-1**	**0**	**0**	**0**	**0**	**13**

Date	Opponent	Punting									Field Goals			Kickoffs				
		no.	yds	avg	long	blkd	tb	fc	50+	i20	md-att	long	blkd	no.	yds	avg	tb	ob
08/31/2024	at Charlotte	2	95	47.5	49	0	0	1	0	1	1-1	43	0	6	381	63.5	2	0
09/07/2024	Gardner-Webb	3	148	49.3	53	0	1	0	2	1	2-3	48	0	4	260	65.0	4	0
James Madison		**5**	**243**	**48.6**	**53**	**0**	**1**	**1**	**2**	**2**	**3-4**	**48**	**0**	**10**	**641**	**64.1**	**6**	**0**
Opponents		**7**	**254**	**36.3**	**62**	**0**	**1**	**2**	**2**	**2**	**2-2**	**44**	**0**	**5**	**294**	**58.8**	**3**	**1**

JMU 2024 Season Stats

		Rushing				Receiving				Passing				Kick Returns				Punt Returns				tot
Date	Opponent	no.	yds	td	lg	no.	yds	td	lg	cmp-att-int	yds	td	lg	no.	yds	td	lg	no.	yds	td	lg	off
08/31/2024	at Charlotte	31	131	0	41	22	193	1	26	22-45-2	193	1	26	4	112	0	37	0	0	0	0	324
09/07/2024	Gardner-Webb	35	109	0	19	17	160	0	39	17-30-2	160	0	39	0	0	0	0	1	6	0	6	269
Opponents		**66**	**240**	**0**	**41**	**39**	**353**	**1**	**39**	**39-75-4**	**353**	**1**	**39**	**4**	**112**	**0**	**37**	**1**	**6**	**0**	**6**	**593**
James Madison		**77**	**344**	**3**	**41**	**24**	**354**	**2**	**73**	**24-40-1**	**354**	**2**	**73**	**0**	**0**	**0**	**0**	**0**	**0**	**0**	**0**	**698**

Opponents Averages

Games	Avg/ rush	Avg/ catch	Pass effic	KR avg	PR avg	All purpose avg/game	Total offense avg/game
2	3.6	9.1	85.3	28.0	6.0	355.5	296.5

		Tackles				Sacks	Fumble		Pass Defense			blkd	PAT attempts			off		
Date	Opponent	ua	a	total	tfl-yds	no-yds	ff	fr-yds	int-yds	qbh	brup	kick	kick	rush	rcv	saf	t/o	pts
08/31/2024	at Charlotte	25	30	55	9.0-38	2-12	1	1-0	1-0	0	5	0	1-1	0	0	0	0	7
09/07/2024	Gardner-Webb	36	20	56	6.0-25	3-15	0	0-0	0-0	1	2	0	0-0	0	0	0	0	6
Opponents		**61**	**50**	**111**	**15.0-63**	**5-27**	**1**	**1-0**	**1-0**	**1**	**7**	**0**	**1-1**	**0**	**0**	**0**	**0**	**13**
James Madison		**52**	**90**	**142**	**10.0-24**	**4-16**	**1**	**1-0**	**4--2**	**10**	**5**	**0**	**4-5**	**0**	**0**	**0**	**9**	**43**

		Punting									Field Goals			Kickoffs				
Date	Opponent	no.	yds	avg	long	blkd	tb	fc	50+	i20	md-att	long	blkd	no.	yds	avg	tb	ob
08/31/2024	at Charlotte	4	155	38.8	62	0	1	1	2	1	0-0	0	0	2	130	65.0	2	0
09/07/2024	Gardner-Webb	3	99	33.0	37	0	0	1	0	1	2-2	44	0	3	164	54.7	1	1
Opponents		**7**	**254**	**36.3**	**62**	**0**	**1**	**2**	**2**	**2**	**2-2**	**44**	**0**	**5**	**294**	**58.8**	**3**	**1**
James Madison		**5**	**243**	**48.6**	**53**	**0**	**1**	**1**	**2**	**2**	**3-4**	**48**	**0**	**10**	**641**	**64.1**	**6**	**0**

2024 Season Stats

James Madison Inside Opponent Red-Zone

Date	Opponent		Score	Times In RZ	Times Scored	Total Pts	TDs	Rush TDs	Pass TDs	FGs Made	Failed to score inside RZ FGA	Down	Int	Fumb	Half	Game
08/31/2024	at Charlotte	W	30-7	4	2	14	2	2	0	0	0	2	0	0	0	0
09/07/2024	Gardner-Webb	W	13-6	2	2	10	1	1	0	1	1	0	0	0	0	0
	Totals 4 of 6 (66.7%)			**6**	**4**	**24**	**3**	**3**	**0**	**1**	**1**	**2**	**0**	**0**	**0**	**0**

Opponents Inside James Madison Red-Zone

Date	Opponent		Score	Times In RZ	Times Scored	Total Pts	TDs	Rush TDs	Pass TDs	FGs Made	Failed to score inside RZ FGA	Down	Int	Fumb	Half	Game
08/31/2024	Charlotte	W	30-7	1	0	0	0	0	0	0	0	1	0	0	0	0
09/07/2024	Gardner-Webb	W	13-6	2	1	3	0	0	0	1	1	1	0	0	0	0
	Totals 1 of 3 (33.3%)			**3**	**1**	**3**	**0**	**0**	**0**	**1**	**1**	**2**	**0**	**0**	**0**	**0**

JMU 2024 Season Stats

3rd-Down Conversions

Date	Opponent		Score	Overall		1st Qtr		2nd Qtr		3rd Qtr		4th Qtr		Overtime	
08/31/2024	at Charlotte	W	30-7	4-11	36.4	0-3	0.0	1-3	33.3	1-3	33.3	2-2	100.0	0-0	0.0
09/07/2024	Gardner-Webb	W	13-6	3-12	25.0	1-4	25.0	0-3	0.0	2-3	66.7	0-2	0.0	0-0	0.0
	James Madison			**7-23**	**30.4**	**1-7**	**14.3**	**1-6**	**16.7**	**3-6**	**50.0**	**2-4**	**50.0**	**0-0**	**0.0**
	Opponents			**9-34**	**26.5**	**3-7**	**42.9**	**3-11**	**27.3**	**1-7**	**14.3**	**2-9**	**22.2**	**0-0**	**0.0**

4th-Down Conversions

Date	Opponent		Score	Overall		1st Qtr		2nd Qtr		3rd Qtr		4th Qtr		Overtime	
08/31/2024	at Charlotte	W	30-7	1-3	33.3	1-2	50.0	0-1	0.0	0-0	0.0	0-0	0.0	0-0	0.0
09/07/2024	Gardner-Webb	W	13-6	0-2	0.0	0-1	0.0	0-1	0.0	0-0	0.0	0-0	0.0	0-0	0.0
	James Madison			**1-5**	**20.0**	**1-3**	**33.3**	**0-2**	**0.0**	**0-0**	**0.0**	**0-0**	**0.0**	**0-0**	**0.0**
	Opponents			**6-11**	**54.5**	**1-3**	**33.3**	**0-0**	**0.0**	**1-1**	**100.0**	**4-7**	**57.1**	**0-0**	**0.0**

Time of Possession

Date	Opponent		Score	Overall	1st Qtr	2nd Qtr	3rd Qtr	4th Qtr	Overtime
08/31/2024	at Charlotte	W	30-7	28:18	04:36	07:10	07:16	09:16	00:00
09/07/2024	Gardner-Webb	W	13-6	26:02	03:16	09:29	05:24	07:53	00:00
	James Madison		**Total**	**54:20**	**07:52**	**16:39**	**12:40**	**17:09**	**00:00**
			Avg.	**27:10**	**03:56**	**08:20**	**06:20**	**08:35**	**00:00**
	Opponents		**Total**	**65:40**	**16:26**	**19:03**	**13:18**	**16:53**	**00:00**
			Avg.	**32:50**	**08:13**	**09:32**	**06:39**	**08:26**	**00:00**

The Last Time it Happened...

Team

Overtime Game	11/18/23 vs. App State (Lost 23-26)	**Lost Two OT Game**	10/6/01 at Villanova (Lost 45-44)
Won Overtime Game	10/5/19 at Stony Brook (Won 45-38)	**Three Overtime Game**	11/15/97 vs. Rhode Island (Won 39-37)
Lost Overtime Game	11/18/23 vs. App State (Lost 23-26)	**Opponent Shut Out**	2/20/21 vs. Morehead State (Won 52-0)
Two Overtime Game	10/13/12 vs. William & Mary (Won 27-26)	**JMU Shut Out**	10/17/09 vs. Villanova (Lost 27-0)
Won Two OT Game	10/13/12 vs. William & Mary (Won 27-26)		

	JMU	Opponent
40 Points	11/25/23 at Coastal Carolina (Won 56-14)	11/19/22 vs. Georgia State (Won 42-40)
50 Points	11/25/23 at Coastal Carolina (Won 56-14)	9/17/16 at North Carolina (Lost 56-28)
60 Points	9/10/22 vs. Norfolk State (Won 63-7)	10/13/79 at Virginia (Lost 69-9)
70 Points	9/13/18 vs. Robert Morris (Won 73-7)	Never
80 Points	10/29/16 vs. Rhode Island (Won 84-7)	Never
Consecutive 30-Point Games	11/4/23 at Georgia Southern (Won 42-14) 11/11/23 vs. UConn (Won 44-6)	11/3/18 at New Hampshire (Lost 35-24) 11/10/18 vs. Rhode Island (Won 48-31)
Consecutive 40-Point Games	11/4/23 at Georgia Southern (Won 42-14) 11/11/23 vs. UConn (Won 44-6)	10/24/15 vs. Richmond (Lost 59-49) 10/31/15 at William & Mary (Lost 44-41)
Consecutive 50-Point Games	11/20/21 vs. Towson (Won 56-10) 12/4/21 vs. Southeastern Louisiana (Won 59-20)	Never
200 Rushing Yards	11/4/23 at Georgia State (260)	12/23/23 vs. Air Force (351)
300 Rushing Yards	9/4/21 vs. Morehead State (345)	12/23/23 vs. Air Force (351)
400 Rushing Yards	9/16/17 vs. Norfolk State (472)	10/18/97 vs. Delaware (461)
500 Rushing Yards	10/23/76 vs. Frostburg State (501)	10/21/95 vs. Delaware (520)
300 Passing Yards	11/25/23 at Coastal Carolina (324)	11/18/23 vs. App State (318)
400 Passing Yards	11/11/23 vs. UConn (457)	9/23/23 at Utah State (402)
500 Passing Yards	Never	10/15/22 at Georgia Southern (578)
200 Yards Rushing and Passing	11/4/23 at Georgia State (260/307)	11/5/22 at Louisville (244/223)
300 Yards Rushing and Passing	9/4/21 vs. Morehead State (345/342)	10/24/15 vs. Richmond (305/415)
500 Yards of Total Offense	11/11/23 vs. UConn (503)	9/23/23 at Utah State (500)
600 Yards of Total Offense	10/15/22 at Georgia Southern (675)	9/17/16 at North Carolina (635)
700 Yards of Total Offense	9/16/17 vs. Norfolk State (728)	10/24/15 vs. Richmond (720)
Safety Scored By	11/18/23 vs. App State	10/19/23 at Marshall
Two Defensive Touchdowns	9/22/18 vs. William & Mary (2 INT)	10/2/21 at New Hampshire (FR, INT)
Two Pick-Sixes	9/22/18 vs. William & Mary	11/3/18 at New Hampshire
Special Teams Touchdown	9/9/23 at Virginia (Blocked Punt)	10/19/23 at Marshall (Kickoff Return)
Allowed Zero Rushing Yards	10/19/23 at Marshall (-4)	10/25/97 vs. Richmond (-27)
No Sacks Allowed	10/8/22 at Arkansas State	12/23/23 vs. Air Force
No Punts	12/7/19 vs. Monmouth	9/11/10 at Virginia Tech
No Penalties	10/1/22 vs. Texas State	12/23/23 vs. Air Force

JMU The Last Time it Happened...

Individual - Offense & Defense

	JMU	Opponent
100 Rushing Yards	11/4/23 Jordan McCloud (103) at Georgia State	12/23/23 Emmanuel Michel (203) vs. Air Force
150 Rushing Yards	10/8/22 Percy Agyei-Obese (158) at Arkansas State	12/23/23 Emmanuel Michel (203) vs. Air Force
200 Rushing Yards	12/16/17 Marcus Marshall (203) vs. South Dakota St.	12/23/23 Emmanuel Michel (203) vs. Air Force
Two 100-Yard Rushers	4/24/21 Jawon Hamilton (171), Percy Agyei-Obese (110) vs. VMI	11/5/22 Tiyon Evans (126), Jawhar Jordan (117) at Louisville
Three 100-Yard Rushers	11/17/18 Cardon Johnson (162), Trai Sharp (107) & Ben DiNucci (104) at Towson	10/21/95 Kai Hebron (144), Leo Hamlett (121) & Pat Williams (104) vs. Delaware
Rushed 25 Times	10/1/22 Latrele Palmer (27) vs. Texas State	12/23/23 Emmanuel Michel (35) vs. Air Force
Rushed 30 Times	12/13/19 Percy Agyei-Obese (33) vs. Northern Iowa	12/23/23 Emmanuel Michel (35) vs. Air Force
Rushed 40 Times	Never	10/24/92 Tony Vinson (41) at Towson
50-Yard Rush	9/2/23 Kaelon Black (57) vs. Bucknell	12/23/23 John Lee Eldrige III (51) vs. Air Force
75-Yard Rush	4/24/21 Jawon Hamilton (99) vs. VMI	12/7/19 Pete Guerriero (93) vs. Monmouth
Rushed for Two Touchdowns	11/4/23 Jordan McCloud (2) at Georgia State	12/23/23 Emmanuel Michel (2) vs. Air Force
Rushed for Three Touchdowns	10/15/22 Todd Centeio (3) at Georgia Southern	10/5/19 Ty Son Lawton (3) at Stony Brook
Rushed for Four Touchdowns	10/23/99 Curtis Keaton (5) vs. UConn	10/24/15 Jacobi Green (5) vs. Richmond
Rushed for Five Touchdowns	10/23/99 Curtis Keaton (5) vs. UConn	10/24/15 Jacobi Green (5) vs. Richmond
275 Passing Yards	11/25/23 Jordan McCloud (324) at Coastal Carolina	11/18/23 Joey Aguilar (318) vs. App State
300 Passing Yards	11/25/23 Jordan McCloud (324) at Coastal Carolina	11/18/23 Joey Aguilar (318) vs. App State
350 Passing Yards	11/11/23 Jordan McCloud (457) vs. UConn	9/23/23 McCae Hillstead (399) at Utah State
400 Passing Yards	11/11/23 Jordan McCloud (457) vs. UConn	10/15/22 Kyle Vantrease (578) at Georgia Southern
25 Completions	11/25/23 Jordan McCloud (26) at Coastal Carolina	11/18/23 Joey Aguilar (28) vs. App State
30 Completions	11/11/23 Jordan McCloud (33) vs. UConn	10/14/23 Davis Brin (31) vs. Georgia Southern
40 Completions	Never	10/12/13 Michael Strauss (41) vs. Richmond
40 Pass Attempts	11/18/23 Jordan McCloud (46) vs. App State	8/31/24 Max Brown (45) at Charlotte
50 Pass Attempts	10/6/01 Matt LeZotta (58) at Villanova	10/14/23 Davis Brin (52) vs. Georgia Southern
60 Pass Attempts	Never	10/15/22 Kyle Vantrease (64) at Georgia Southern
50-Yard Pass	8/31/24 Alonza Barnett III (73) at Charlotte	10/28/23 Grant Wilson (58) vs. Old Dominion
75-Yard Pass	11/11/23 Jordan McCloud (80) vs. UConn	9/23/23 McCae Hillstead (76) at Utah State
Three Passing Touchdowns	12/23/23 Jordan McCloud (3) vs. Air Force	11/18/23 Joey Aguilar (3) vs. App State
Four Passing Touchdowns	11/25/23 Jordan McCloud (5) at Coastal Carolina	9/23/23 McCae Hillstead (4) at Utah State
Five Passing Touchdowns	11/25/23 Jordan McCloud (5) at Coastal Carolina	11/5/16 Kyle Lauletta (5) at Richmond
300 Yards of Total Offense	8/31/24 Alonza Barnett III (308) at Charlotte	9/23/23 McCae Hillstead (373) at Utah State
400 Yards of Total Offense	11/11/23 Jordan McCloud (453) vs. UConn	10/15/22 Kyle Vantrease (576) at Georgia Southern
500 Yards of Total Offense	10/15/22 Todd Centeio (512) at Georgia Southern	10/15/22 Kyle Vantrease (576) at Georgia Southern
Quarterback Ran/Threw for 100	11/4/23 Jordan McCloud (104/307) at Georgia State	9/20/08 Armanti Edwards (109/142) vs. App State
10 Receptions	11/25/23 Phoenix Sproles (11) at Coastal Carolina	10/28/23 Isiah Paige (10) vs. Old Dominion
100 Receiving Yards	12/23/23 Elijah Sarratt (115) vs. Air Force	9/30/23 Caullin Lacy (132) vs. South Alabama
150 Receiving Yards	11/11/23 Reggie Brown (202) vs. UConn 11/11/23 Elijah Sarratt (160) vs. UConn	10/15/22 Amare Jones (164) at Georgia Southern
200 Receiving Yards	11/11/23 Reggie Brown (202) vs. UConn	10/24/15 Brian Brown (204) vs. Richmond
Two 100-Yard Receivers	11/11/23 Reggie Brown (202) & Elijah Sarratt (160) vs. UConn	
Two Touchdown Receptions	12/23/23 Phoenix Sproles (2) vs. Air Force	11/18/23 Kaedin Robinson (2) vs. App State
Three Touchdown Receptions	11/25/23 Elijah Sarratt (3) at Coastal Carolina	11/10/18 Marven Beauvais (3) vs. Rhode Island
Four Touchdown Receptions	11/6/21 Kris Thornton (4) vs. Campbell	10/4/97 Brian Finneran (4) at Villanova
50-Yard Reception	8/31/24 Omarion Dollison (73-TD) at Charlotte	10/28/23 Dominic Dutton (58-TD) vs. Old Dominion
75-Yard Reception	11/11/23 Reggie Brown (80-TD) vs. UConn	9/23/23 Micah Davis (76-TD) at Utah State
300 All-Purpose Yards	11/3/07 Griff Yancey (323) at Delaware	9/7/02 Stephen Lewis (305) vs. New Hampshire
400 All-Purpose Yards	Never	10/6/01 Brian Westbrook (405) at Villanova

The Last Time it Happened...

Individual - Special Teams

	JMU	Opponent
40-Yard Field Goal	9/7/24 Noe Ruelas (48) vs. Gardner-Webb	9/7/24 Jay Billingsley (44) vs. Gardner-Webb
50-Yard Field Goal	10/11/08 Jason Pritchard (51) at Richmond	11/19/22 Michael Hayes (51) vs. Georgia State
60-Yard Field Goal	Never	11/5/88 David Cool (60) at Georgia Southern
Two Field Goals	11/18/23 Camden Wise (2) vs. App State	11/18/23 Michael Hughes (2) vs. App State
Three Field Goals	11/11/23 Camden Wise (3) vs. UConn	10/15/22 Alex Raynor (3) at Georgia Southern
Four Field Goals	11/13/21 Ethan Ratke (6) at William & Mary	10/12/13 Brandon Jordi (4) vs. Richmond
55-Yard Punt	9/2/23 Ryan Hanson (59) vs. Bucknell	8/31/24 Michael O'Shaughnessy (62) at Charlotte
60-Yard Punt	11/5/22 Sam Clark (65) at Louisville	8/31/24 Michael O'Shaughnessy (62) at Charlotte
70-Yard Punt	5/8/21 Harry O'Kelly (74) at Sam Houston	10/19/23 John McConnell (74) at Marshall
Kickoff Return for Touchdown	11/20/21 Solomon Vanhorse (94) vs. Towson	10/19/23 Jayden Harrison (94) at Marshall
50-Yard Kickoff Return	11/20/21 Solomon Vanhorse (94) vs. Towson	10/19/23 Jayden Harrison (94) at Marshall
100 Yards on Kickoff Returns	10/28/23 DJ Barksdale (112) vs. Old Dominion	10/19/23 Jayden Harrison (153) at Marshall
150 Yards on Kickoff Returns	10/10/15 Charles Tutt (153) at Towson	10/19/23 Jayden Harrison (153) at Marshall
Punt Return for Touchdown	9/9/23 D'Angelo Ponds (0) at Virginia	5/8/21 Jequez Ezzard (80) at Sam Houston
50-Yard Punt Return	11/23/19 D'Angelo Amos (85-TD) at Rhode Island	5/8/21 Jequez Ezzard (80-TD) at Sam Houston
100 Yards on Punt Returns	10/19/19 D'Angelo Amos (125) at William & Mary	9/6/03 D'Angelo Hall (105) at Virginia Tech
Punt Blocked By	9/9/23 Aiden Fisher at Virginia	10/15/22 Joshua Thompson at Georgia Southern
Punt Blocked for TD By	9/9/23 Aiden Fisher/D'Angelo Ponds at Virginia	10/15/22 Joshua Thompson at Georgia Southern
Field Goal Blocked By	2/20/21 Tony Thurston vs. Morehead State	9/3/22 Jordan Ferguson vs. Middle Tennessee
Field Goal Blocked for TD By	9/28/02 Rodney McCarter/Trey Townsend (TD) vs. Villanova	Never
Extra Point Blocked By	10/9/21 James Carpenter vs. Villanova	10/22/22 Damion Barber Jr. vs. Marshall
Two Sacks	11/4/23 Jamree Kromah (2.0) at Georgia State	11/18/23 Nate Johnson and Michael Fletcher (2.0) vs. App State
Three Sacks	10/19/23 Jalen Green (5.0) at Marshall	10/22/22 Owen Porter (3.5) vs. Marshall
Four Sacks	10/19/23 Jalen Green (5.0) at Marshall	Never
Five Sacks	10/19/23 Jalen Green (5.0) at Marshall	Never
Interception Return for TD	11/11/23 Brent Austin (81) vs. UConn	10/2/18 Randall Harris (18) at New Hampshire
Two Interceptions	12/4/21 Diamonte Tucker-Dorsey (2) vs. SE Louisiana	10/22/22 Charlie Gray vs. Marshall
Three Interceptions	12/16/17 Jimmy Moreland (3) vs. South Dakota State	10/2/93 Matt Rojotte (3) at UMass
50-Yard Interception Return	12/7/19 Charles Tutt (79-TD) vs. Monmouth	11/3/18 Evan Horn (75-TD) at New Hampshire
Fumble Return for Touchdown	9/18/21 Josh Sarratt (88) at Weber State	11/19/22 Terrell Gordon (32) vs. Georgia State
Two Fumble Recoveries	9/22/18 D'Angelo Amos (2) vs. William & Mary	9/4/10 Jerome Raymond (2) vs. Morehead State
Two-Point Conversion	11/18/23 Elijah Sarratt catch vs. App State	10/15/22 Jalen White rush at Georgia Southern
Defensive PAT	11/29/09 Vidal Nelson vs. Towson	10/22/22 E.J. Jackson vs. Marshall

JMU Longest Plays

Rush

1.	99	(TD)	Jawon Hamilton vs. VMI	4/24/21
2.	95	(TD)	Joe Sparksman vs. William & Mary	11/10/90
3.	92	(TD)	Brian Coe at Delaware State	10/8/83
4.	87	(TD)	Marcus Marshall vs. South Dakota State	12/16/17
5.	86	(TD)	Griff Yancey at Delaware	11/3/07
	86	(TD)	Ron Stith vs. Frostburg State	10/23/76
7.	85	(TD)	Cardon Johnson at ECU	9/2/17
	85	(TD)	Khalid Abdullah at Maine	9/24/16
9.	83	(TD)	Maurice Fenner vs. Lock Haven	9/4/04
10.	82	(TD)	Stan Jones at Emory & Henry	9/11/76

Pass

1.	93	(TD)	Vad Lee to DeAndre' Smith at Richmond	11/15/14
2.	86	(TD)	Mike Cawley to David McLeod vs. New Hampshire	10/16/93
3.	83	(TD)	Cole Johnson to Kris Thornton vs. Towson	11/20/21
4.	82	(TD)	Cole Johnson to Devin Ravenel vs. Montana	12/10/21
	82	(TD)	Mike Cawley to Jay Jones at Appalachian State	11/25/95
6.	81	(TD)	Jayson Cooke to Tahir Hinds vs. Rhode Island	11/1/03
7.	80	(TD)	Jordan McCloud to Reggie Brown vs. UConn	11/11/23
	80	(TD)	Ben DiNucci to Brandon Polk vs. Richmond	11/16/19
	80	(TD)	Jace Edwards to Kerby Long vs. Villanova	10/15/11
	80	(TD)	Jon Roddy to Gary Clark at Virginia	9/18/82

Kickoff Return

1.	100	(TD)	Dejor Simmons vs. Richmond	10/12/13
	100	(TD)	Scotty McGee vs. Towson	11/17/07
3.	99	(TD)	Scotty McGee vs. Appalachian State	9/20/08
	99	(TD)	Scotty McGee at Youngstown State	11/25/06
	99	(TD)	Jay Jones at Richmond	10/19/96
6.	98	(TD)	Brandon Ravenel vs. Villanova	11/21/15
	98	(TD)	Tony Booth vs. Northeastern	11/7/98
	98	(TD)	Shaun Marshall vs. Boston	10/7/95
9.	95	(TD)	Gary Clark vs. Liberty	9/24/83
10.	94	(TD)	Solomon Vanhorse vs. Towson	11/20/21
	94	(TD)	Dwight Robinson vs. Villanova	10/15/94

Punt Return

1.	89	(TD)	D'Angelo Amos at Villanova	10/13/18
	89	(TD)	Gary Clark at Virginia	9/17/83
2.	87	(TD)	Cortez Thompson vs. Delaware	11/6/04
	87	(TD)	Gary Clark at Virginia	9/17/83
5.	85	(TD)	D'Angelo Amos at Rhode Island	11/23/19
6.	81	(TD)	D'Angelo Amos at Villanova	10/13/18
7.	80	(TD)	Anthony Archer vs. Georgia Southern	10/19/91
8.	79	(TD)	Gary Clark vs. Appalachian State	9/11/82
9.	77	(TD)	Earnest Payton vs. Boston University	11/22/97
10.	76	(TD)	D'Angelo Amos at Norfolk State	9/8/18
	76	(TD)	Rashard Davis vs. Morehead State	9/3/16

Interception Return

1.	100	(TD)	Jimmy Moreland at Richmond	9/29/18
	100	(TD)	Tony LeZotte vs. Towson	11/19/05
3.	94	(TD)	Tony Jordan vs. William & Mary	10/12/96
4.	83	(TD)	MJ Hampton vs. Villanova	10/12/19
5.	82	(TD)	Rashad Robinson vs. New Hampshire	10/28/17
6.	81	(TD)	Brent Austin vs. UConn	11/11/23
7.	79	(TD)	Charles Tutt vs. Monmouth	12/7/19
8.	70	(TD)	Akeem Jordan at Massachusetts	10/15/05
9.	69	(TD)	Clint Kent at William & Mary	12/10/04
10.	67		Trey Townsend vs. Delaware	11/6/04
*	100	(PAT)	Mike Masella vs. Villanova	9/19/98

Fumble Return

1.	99	(TD)	Chris Morant vs. Northeastern	11/7/98
2.	94	(TD)	Mark Coates vs. Delaware	9/25/99
3.	84	(TD)	Dan Kobosko at Richmond	11/12/88
4.	77	(TD)	Taylor Reynolds vs. Villanova	11/21/15
5.	68	(TD)	Arthur Moats vs. Towson	11/21/09
6.	53	(TD)	Cortez Thompson at Rhode Island	11/2/02
7.	46	(TD)	Andy Bailey at William & Mary	10/11/98
8.	39		D'Angelo Amos vs. William & Mary	9/22/18
9.	38	(TD)	Jamaris Sanders at Massachusetts	11/14/09
	38	(TD)	Kevin Winston vs. Richmond	10/28/06

Field Goal

1.	53	Mickey Stinnett vs. Richmond	9/1/84
2.	52	Mike Glover vs. South Florida	10/30/99
3.	51	Jason Pritchard at Richmond	10/11/08
	51	Scott Norwood vs. Towson State	11/7/81
	51	Scott Norwood vs. Morehead State	11/10/79
6.	50	Jason Pritchard at Rhode Island	10/13/07
	50	Burke George at Hofstra	9/21/02
	50	Burke George at Maine	9/29/01
	50	Mike Glover at Hofstra	11/20/99
	50	Nelson Garner at William & Mary	10/11/97

Punt

1.	74	Harry O'Kelly at Sam Houston	5/8/21
2.	73	Nelson Garner vs. Boston University	10/7/95
	73	Scott Todd vs. Appalachian State	9/10/88
4.	71	Winston Bersch vs. Salisbury State	10/13/73
5.	70	Jason Pritchard vs. Towson	11/17/07
6.	69	Scott Todd vs. Richmond	11/12/88
7.	67	Nelson Garner at Northeastern	11/8/97
8.	66	Harry O'Kelly vs. South Dakota State	12/16/17
	66	Gunnar Kane vs. William & Mary	10/8/16
	66	Mike Glover vs. South Florida	10/30/99

Opponent Long Plays

Rush	94	(TD)	Bill Douglas vs. Frostburg State	10/23/76
Pass	95	(TD)	Fred Vallett to Dave Klemic vs. Northeastern	11/7/98
Field Goal	63		Tim Foley vs. Georgia Southern	11/7/87
Punt	75		Andrew Maclay at Massachusetts	10/10/98
Kickoff Return	100	(TD)	Marcus Taylor vs. Norfolk State	9/16/17
Punt Return	81	(TD)	DeAndrew Rubin at South Florida	9/16/00
Interception Return	100	(TD)	Melvin Cunningham at Marshall	12/3/94
	100	(TD)	Rico Mack vs. Appalachian State	11/17/90
Fumble Return	93	(TD)	Noah Palm at New Hampshire	10/2/21

JMU Single-Game Records

TEAM RECORDS

Rushing Yards
501 vs. Frostburg State - 10/23/76

Most Rushes
84 at Richmond - 9/22/90

Rushing Touchdowns
10 vs. Morehead State - 9/3/16

Passing Yards
468 at Georgia Southern - 10/15/22

Completions
34 at Villanova - 10/6/01

Passing Percentage
.941 vs. Elon (16/17) - 11/19/16

Passing Touchdowns
6 vs. Middle Tennessee - 9/3/22
vs. Towson - 11/20/21
vs. Elon - 10/30/21
vs. Morehead State - 9/4/21
vs. Morgan State - 9/14/19
vs. New Hampshire - 12/3/16

Interceptions Thrown
6 vs. Delaware - 11/3/01

Total Offense
729 at SMU - 9/26/15

Touchdowns
12 vs. Rhode Island - 10/29/16

Made Field Goals
6 at William & Mary - 11/13/21

Plays
99 vs. Delaware - 9/27/14

First Downs
40 vs. Albany - 9/19/15

All-Purpose Yards
934 vs. Lock Haven - 9/2/00

Punting Average
52.5 at Youngstown State - 9/26/92

Punt Returns for TD's
2 at Villanova - 10/13/18
vs. Sam Houston State - 12/9/16
vs. CCSU - 9/10/16
at Virginia - 9/17/83

JMU Turnovers
8 at Virginia - 10/13/79
8 at Towson - 9/15/79

Opponent Turnovers
10 vs. South Dakota State - 12/16/17

Interceptions Made
6 vs. South Dakota State - 12/16/17 *(Division I record)*
at Gallaudet - 11/17/73

JMU Fumbles
9 vs. Davidson - 10/26/85
9 vs. Liberty - 9/21/85
Lost - 6 at Virginia - 10/13/79

Opponent Fumbles
11 vs. Randolph-Macon - 10/27/79
Lost - 8 vs. Emory & Henry - 10/26/74

Opponent Points
69 at Virginia - 10/13/79

JMU Win Margin
77 vs. Rhode Island (84-7) - 10/29/16

JMU Win Margin on Road
53 at Richmond (63-10) - 9/29/18

Opponent Win Margin
60 at Virginia (9-69) - 10/13/79

Penalties
15 at UMass - 9/26/87

Yards Penalized
172 at ECU - 9/2/17

1st-Quarter Points
28 vs. Rhode Island - 10/29/16
vs. Morehead State - 9/3/16

2nd-Quarter Points
35 vs. Norfolk State - 9/16/17
vs. Morgan State - 9/2/95

3rd-Quarter Points
30 vs. South Dakota State - 12/16/17

4th-Quarter Points
28 vs. Lock Haven - 9/2/00

1st-Half Points
52 vs. Robert Morris - 9/13/18
52 vs. Morehead State - 9/3/16

2nd-Half Points
51 vs. Morehead State - 9/4/21

Total Points
84 vs. Rhode Island - 10/29/16

INDIVIDUAL RECORDS

Rushing Yards
276 Vad Lee at SMU - 9/26/15

Rushing Attempts
38 Curtis Keaton at Delaware - 11/21/98

Rushing Touchdowns
5 Curtis Keaton vs. UConn - 10/23/99
Kelvin Jeter vs. Morgan State 9/2/95

Rushing Long
99 Jawon Hamilton vs. VMI - 4/24/21

Passing Yards
468 Todd Centeio at Georgia Southern - 10/15/22

Passing Completions
34 Matt LeZotte at Villanova - 10/6/01

Passing Attempts
58 Matt LeZotte at Villanova - 10/6/01

Passing Percentage (min. 15 pass attempts)
95.5 Bryan Schor (21/22) vs. Rhode Island - 10/29/16

JMU Single-Game Records

INDIVIDUAL RECORDS CONT.

Passing Touchdowns
6 Todd Centeio vs. Middle Tennessee - 9/3/22
Cole Johnson vs. Towson - 11/20/21
Cole Johnson vs. Elon - 10/30/21

Passing Long
93 Vad Lee to DeAndre' Smith at Richmond - 11/15/14

Interceptions Thrown
6 Matt LeZotte vs. Delaware - 11/3/01

Receptions
13 Elijah Sarratt vs. UConn - 11/11/23
Earnest Payton at Rhode Island - 10/31/98
Earnest Payton at UMass - 10/10/98

Receiving Yards
202 Reggie Brown vs. UConn - 11/11/23

Receiving Touchdowns
4 Kris Thornton vs. Campbell - 11/6/21

Total Yards of Offense
565 Vad Lee at SMU - 9/26/15

Total Plays
71 Vad Lee at Villanova - 9/20/14
Matt Lezotte at Villanova - 10/6/01

Run-Pass Touchdowns
6 Jordan McCloud at Coastal Carolina - 11/25/23
Jordan McCloud at Georgia State - 11/4/23
Jordan McCloud at Utah State - 9/23/23
Todd Centeio vs. Middle Tennessee - 9/3/22
Cole Johnson vs. Southeastern Louisiana - 12/4/21
Cole Johnson vs. Towson - 11/20/21
Cole Johnson vs. Elon - 10/31/21
Vad Lee at Charlotte - 10/25/14

All-Purpose Yards
339 Jay Jones at Richmond - 10/19/96

Points
30 Curtis Keaton vs. UConn - 10/23/99
Kelvin Jeter vs. Morgan State - 9/2/95

Points Kicking
20 Ethan Ratke at William & Mary - 11/13/21

Extra Points Made
12 Tyler Gray vs. Rhode Island - 10/29/16

Extra Points Attempted
12 Tyler Gray vs. Rhode Island - 10/29/16

Field Goals Made
6 Ethan Ratke at William & Mary - 11/13/21

Field Goal Attempts
6 Ethan Ratke at William & Mary - 11/13/21

Field Goal Long
53 Mickey Stinnett vs. Richmond - 9/1/84

Punts
12 Sam Clark vs. Marshall - 10/22/22

Punt Average (3 att.)
53.0 John Druiett vs. Liberty - 9/21/85

Punt Long
74 Harry O'Kelly at Sam Houston - 5/8/21

Kickoff Returns
7 Griff Yancey at Delaware - 11/3/07
Shaun Marshall vs. Delaware - 10/21/95
John Allen at UConn - 9/18/93

Kickoff Return Yards
268 Jay Jones at Richmond - 10/19/96

Kickoff Return Long
100 Dejor Simmons vs. UR - 10/12/13
Scotty McGee vs. Towson - 11/17/07

Kickoff Return TD's
1 Solomon Vanhorse vs. Towson - 11/20/21
Devin Ravenel vs. Morgan State - 9/14/19
Jawon Hamilton at Richmond - 9/29/18
Brandon Ravenel vs. New Hampshire - 12/3/16
Brandon Ravenel vs. Villanova - 11/21/15
Charles Tutt at Towson - 10/10/15
Dejor Simmons vs. UR - 10/12/13
Scotty McGee vs. App. State - 9/20/08
Scotty McGee vs. Towson - 11/17/07
Scotty McGee at Youngstown State - 11/25/06
Tony Booth vs. Northestern - 11/7/98
B.J. Thornley vs. Richmond - 10/25/97
Jay Jones at Richmond - 10/19/96
Shaun Marshall vs. Boston Univ. - 10/7/95
Dwight Robinson vs. Villanova - 10/15/94
Dwight Robinson at W&M - 10/30/93
Dwight Robinson vs. Lock Haven - 9/4/93
Gary Clark vs. Liberty - 9/24/83

Punt Returns
8 L.C. Baker vs. Lock Haven - 9/4/04

Punt Return Yards
183 D'Angelo Amos at Villanova - 10/13/18
Gary Clark at Virginia - 9/17/83

Punt Return Long
89 D'Angelo Amos at Villanova - 10/13/18
Gary Clark at Virginia - 9/17/83

Punt Return TD's
2 D'Angelo Amos at Villanova (89, 81) - 10/13/18
Gary Clark at Virginia (87, 89) - 9/17/83

Tackles
26 Clyde Hoy vs. Towson - 11/7/81
Clyde Hoy at U.S. Merchant Marine - 10/4/80

Sacks
5.0 Jalen Green at Marshall - 10/19/23

Interceptions Caught
3 Jimmy Moreland vs. South Dakota State - 12/16/17
Chris Jacobs vs. Georgia Southern - 11/2/85
Bob Logan at Emory & Henry - 9/11/76

Interception Yards
101 Taylor Reynolds at Richmond - 11/15/14

Interception Return Long
100 Jimmy Moreland (TD) at Richmond - 9/29/18
Tony LeZotte (TD) vs. Towson - 11/19/05
Mike Masella (Def. 2-Pt.) vs. Villanova - 9/9/98

Interception Return TD
2 Taylor Reynolds at Richmond - 11/15/14

Fumble Return TD
2 Tom McGloon vs. Randolph-Macon - 10/27/79

Fumble Return Yards
99 Chris Morant vs. Northeastern 9/11/99

Total Defensive TD
2 Taylor Reynolds (2 INT) at Richmond - 11/15/14
2 Dennard Melton (INT, FR) vs. Lock Haven - 9/2/00
2 Tom McGloon (2 FR) vs. Randolph-Macon - 10/27/79

JMU Team Single-Game Top-5 List

Rushing Yards

501	vs. Frostburg State – 10/23/76
498	vs. Morehead State - 9/3/16
491	vs. Washington & Lee – 9/9/78
472	vs. Norfolk State – 9/16/17
442	vs. Towson State – 10/12/91

Road only:

440	at SMU – 9/26/15
440	at Towson – 11/22/08
410	at ECU – 9/2/17
406	at Elon – 10/17/15
403	at Delaware – 11/3/07

Most Rushes

84	at Richmond – 9/22/90
79	vs. Frostburg State – 10/23/76
74	vs. Morehead State – 9/3/16
72	vs. Washington & Lee – 9/9/78
71	vs. ETSU – 11/8/86
71	at Emory & Henry – 9/11/76

Rushing Touchdowns

10	vs. Morehead State – 9/3/16
9	vs. Gallaudet – 11/16/74
8	vs. Morgan State – 9/2/95
7	vs. Norfolk State – 9/16/17
7	at Towson – 11/22/08
7	vs. Bloomsburg State – 9/2/89
7	vs. Washington & Lee – 9/9/78

Passing Yards

468	at Georgia Southern – 10/15/22
457	vs. UConn – 11/11/23
433	at Richmond – 11/15/14
422	at New Hampshire – 11/3/18
408	vs. New Hampshire – 12/3/16

Road only:

468	at Georgia Southern – 10/15/22
433	at Richmond – 11/15/14
422	at New Hampshire – 11/3/18
406	at Villanova – 9/20/14
394	at Arkansas State – 10/8/22

Pass Completions

34	at Villanova - 10/6/01
33	vs. UConn – 11/11/23
33	at New Hampshire - 10/2/21
33	vs. Delaware – 10/21/95
32	at New Hampshire – 11/3/18
32	at Charlotte – 10/25/14

Road only:

34	at Villanova – 10/6/01
33	at New Hampshire - 10/2/21
32	at New Hampshire – 11/3/18
32	at Charlotte – 10/25/14
29	at Akron – 9/7/13

Pass Percentage (Min. 15 att.)

.941	vs. Elon (16/17) – 11/19/16
.892	vs. UConn (33/37) – 11/11/23
.880	vs. Elon (22/25) - 10/30/21
.875	vs. Rhode Island (21/24) – 10/29/16
.867	vs. Maine (13/15) – 10/8/05
.867	at Rhode Island (13/15) – 11/2/02

Passing Touchdowns

6	vs. Middle Tennessee - 9/3/22
6	vs. Towson - 11/20/21
6	vs. Elon - 10/30/21
6	vs. Morehead State - 9/4/21
6	vs. Morgan State – 9/14/19
6	vs. New Hampshire – 12/3/16

Interceptions Thrown

6	vs. Delaware – 11/3/01
5	at Colgate – 12/1/18
5	vs. Albany – 9/19/15
5	at Shippensburg – 11/12/83
4	12 times

Total Offense

729	at SMU – 9/26/15
728	vs. Norfolk State – 9/16/17
713	vs. Morehead State – 9/5/15
699	vs. Elon – 11/19/16
687	vs. Morehead State - 9/4/21

Road only:

729	at SMU – 9/26/15
675	at Georgia Southern – 10/15/22
614	at ECU – 9/2/16
606	at Lehigh – 9/6/14
604	at Elon – 10/17/15

Touchdowns

12	vs. Rhode Island – 10/29/16
11	vs. Morehead State – 9/3/16
11	vs. Gallaudet – 11/16/74
10	vs. Robert Morris – 9/13/18
10	vs. Norfolk State – 9/16/17
10	vs. Lock Haven – 9/2/00
10	vs. Morgan State – 9/2/95

Plays

99	vs. Delaware - 9/27/14
96	at Richmond – 9/22/90
95	at Charlotte – 10/25/14
94	vs. Charlotte – 9/21/13
94	at Akron – 9/7/13

First Downs

40	vs. Albany – 9/19/15
39	vs. Norfolk State – 9/16/17
38	vs. Saint Francis (Pa.) – 9/1/12
36	vs. Monmouth – 12/7/19
34	vs. Morehead State – 9/3/16
34	at SMU – 9/26/15

Road/Neutral only:

34	at SMU – 9/26/15
33	at Georgia State – 11/4/23
32	vs. Montana – 12/17/04 (title game)
31	at Georgia Southern – 10/15/22
31	at Lehigh – 9/6/14

All-Purpose Yards

934	vs. Lock Haven – 9/2/00
876	vs. Norfolk State – 9/16/17
851	vs. Elon – 11/19/16
820	vs. Lock Haven – 9/4/04
804	at Georgia Southern – 10/15/22

Punt Average (min. 3 att.)

54.0	vs. Lehigh – 9/12/15
52.5	at Youngstown State – 9/26/92
51.7	at Elon – 9/28/19
49.5	vs. Albany – 10/5/13
49.3	vs. Gardner-Webb – 9/7/24
	vs. Bucknell – 9/2/23

JMU Team Single-Game Top-5 List

JMU Turnovers

8	at Virginia – 10/13/79
8	at Towson – 9/15/79
7	10 times

Interceptions Made

6	vs.South Dakota State – 12/16/17
6	at Gallaudet – 11/17/73
5	vs. Stony Brook – 12/2/17
5	vs. Rhode Island – 10/29/16
5	at Villanova – 10/6/01
5	at Maine – 9/27/97
5	at Northeastern – 11/23/91

JMU Fumbles

9	vs. Davidson - 10/26/85
9	vs. Liberty - 9/21/85
8	vs. Youngstown State – 10/20/90
8	at William & Mary – 10/6/79
8	vs. Salisbury – 10/15/77

JMU Fumbles Lost

6	at Virginia – 10/13/79
5	7 times

Opponent Points

69	at Virginia – 10/13/79
59	vs. Richmond – 10/24/15
59	at Shippensburg – 11/12/77
56	at North Carolina – 9/17/16
52	at Maryland – 8/30/14

JMU Win Margin

77	vs. Rhode Island – 10/29/16
73	vs. Morehead State – 9/3/16
72	vs. Lock Haven (72-0) – 9/2/00
69	vs. Morgan State (76-7) – 9/2/95
66	vs. Robert Morris (73-7) – 9/13/18

Win Margin on Road

53	at Richmond (63-10) – 9/29/18
51	at Elon (51-0) – 10/17/15
42	at Coastal Carolina – 11/25/23
39	at Villanova (42-3) – 11/13/93
38	at VMI (45-7) – 9/30/06

Opponent Win Margin

60	at Virginia (9-69) – 10/13/79
47	at Virginia Tech (0-47) – 9/4/99
45	at Maryland (7-52) – 8/30/14
45	at Appalachian State (0-45) – 9/12/81
43	at Virginia Tech (0-43) – 9/7/03

Penalties

15	at Massachusetts – 9/26/87
14	at ECU – 9/2/17
14	vs. Morehead State – 9/19/87
14	vs. ETSU – 11/8/86
14	vs. Towson State – 11/23/85
14	vs. Randolph-Macon – 10/27/79

Yards Penalized

172	at ECU – 9/2/17
165	vs. ETSU – 11/8/86
150	vs. Randolph-Macon – 10/27/79
148	vs. Towson State – 11/23/85
131	at Massachusetts – 9/26/87

Points (Any Quarter)

35	vs. Norfolk State – 9/16/17
35	vs. Morgan State – 9/2/95
31	vs. Robert Morris – 9/13/18
30	vs. South Dakota State – 12/16/17
28	15 times

Road record:

28	at Richmond (2nd) – 9/29/18

1st-Quarter Points

28	vs. Rhode Island – 10/29/16
28	vs. Morehead State – 9/3/16
23	vs. Randolph-Macon – 10/27/79
21	20 times

2nd-Quarter Points

35	vs. Norfolk State – 9/16/17
35	vs. Morgan State – 9/2/95
31	vs. Robert Morris – 9/13/18
28	10 Times

3rd-Quarter Points

30	vs. South Dakota State – 12/16/17
28	vs. Morehead State - 9/4/21
28	vs. Lock Haven – 9/4/04
28	vs. Liberty – 9/9/00
26	vs. Gallaudet – 11/16/74

4th-Quarter Points

28	vs. Lock Haven – 9/2/00
24	vs. Villanova – 10/7/00
23	vs. Morehead State - 9/4/21
23	vs. Delaware – 10/29/83
21	14 times

1st-Half Points

52	vs. Robert Morris – 9/13/18
52	vs. Morehead State – 9/3/16
49	vs. Rhode Island – 10/29/16
49	vs. Morgan State – 9/3/95
45	vs. Elon – 11/22/14
45	vs. Towson – 11/19/05

2nd-Half Points

51	vs. Morehead State - 9/4/21
42	vs. Lock Haven – 9/2/00
40	vs. Gallaudet – 11/16/74
36	vs. Elon – 11/19/16
35	vs. Rhode Island – 10/29/16
35	vs. Towson – 10/11/14
35	vs. Appalachian State – 9/20/08
35	at Hofstra – 10/1/05
35	at Northeastern – 11/6/93
35	vs. Washington & Lee – 9/9/78

Total Points

84	vs. Rhode Island – 10/2916
80	vs. Morehead State – 9/3/16
76	vs. Morgan State – 9/2/96
75	vs. Norfolk State – 9/16/17
73	vs. Robert Morris – 9/13/18

JMU Individual Top-10 List

Game

Rushing Yards

1.	276	Vad Lee at SMU (9/26/15)	
2.	265	Cardon Johnson at ECU (9/2/17)	
3.	264	Warren Marshall vs. William & Mary (10/25/86)	
4.	251	Dae'Quan Scott at UMass (11/19/11)	
5.	247	Warren Marshall at Liberty (9/22/84)	
6.	241	Curtis Keaton vs. Villanova (9/19/98)	
7.	240	Kelvin Jeter vs. Troy State (11/26/94)	
8.	237	Curtis Keaton vs. Connecticut (10/23/99)	
9.	216	Ron Stith vs. California (Pa.) (10/9/76)	
10	213	Jordan Anderson vs. Maine (10/8/11)	

Rush Attempts

1.	38	Curtis Keaton at Delaware (11/21/98)
2.	36	Trai Sharp at Delaware (9/30/17)
	36	Raymond Hines vs. William & Mary (11/13/04)
	36	Kelvin Jeter vs. William & Mary (10/12/96)
5.	35	Curtis Keaton vs. Villanova (9/19/98)
	35	Kenny Sims at Central Florida (11/14/92)
7.	34	Curtis Keaton vs. South Florida (10/30/99)
	34	Curtis Keaton at New Hampshire (9/18/99)
	34	Anthony Moore vs. Rhode Island (11/15/97)
10.	33	Four times

Rushing Touchdowns

1.	5	Curtis Keaton vs. Connecticut (10/23/99)
	5	Kelvin Jeter vs. Morgan State (9/2/95)
3.	4	Mike Cawley vs. Connecticut (11/12/94)
4.	3	Many players tied

Passing Yards

1.	468	Todd Centeio at Georgia Southern (10/15/22)
2.	457	Jordan McCloud vs. UConn (11/11/23)
3.	433	Vad Lee at Richmond (11/15/14)
4.	406	Vad Lee at Villanova (9/20/14)
5.	398	Cole Johnson at New Hampshire (11/3/18)
6.	394	Todd Centeio at Arkansas State (10/8/22)
7.	388	Greg Maddox vs. Hofstra (9/12/98)
8.	379	Cole Johnson vs. Maine (9/11/21)
9.	376	Matt LeZotte at Villanova (10/6/01)
10.	371	Bryan Schor vs. New Hampshire (12/3/16)

Pass Attempts

1.	58	Matt LeZotte at Villanova (10/6/01)
2.	48	Todd Centeio at Georgia Southern (10/15/22)
	48	Cole Johnson at New Hampshire (11/3/18)
	48	Mike Cawley vs. Delaware (10/21/95)
5.	47	Vad Lee at Charlotte (10/25/14)
	47	Greg Maddox vs. Hofstra (9/12/98)
7.	46	Jordan McCloud vs. App State (11/18/23)
8.	45	Bryan Schor vs. Weber State (12/8/17)
9.	44	Cole Johnson at New Hampshire (10/2/21)
	44	Vad Lee vs. Delaware (9/27/14)
	44	Mike Cawley at Connecticut (9/18/93)

Season

Rushing Yards

1.	1,809	Khalid Abdullah	2016
2.	1,770	Rodney Landers	2008
3.	1,719	Curtis Keaton	1999
4.	1,304	Dae'Quan Scott	2011
5.	1,284	Warren Marshall	1986
6.	1,273	Rodney Landers	2007
7.	1,216	Percy Agyei-Obese	2019
8.	1,199	Kenny Sims	1991
9.	1,181	Warren Marshall	1985
10.	1,157	Kenny Sims	1992

Rush Attempts

1.	314	Curtis Keaton	1999
2.	298	Khalid Abdullah	2016
3.	268	Rodney Landers	2008
4.	259	Percy Agyei-Obese	2019
5.	239	Dae'Quan Scott	2013
6.	237	Dae'Quan Scott	2011
7.	223	Rodney Landers	2007
	223	Curtis Keaton	1998
	223	Warren Marshall	1986
10.	219	Warren Marshall	1985

Rushing Touchdowns

1.	22	Khalid Abdullah	2016
2.	20	Curtis Keaton	1999
3.	19	Percy Agyei-Obese	2019
4.	16	Rodney Landers	2008
5.	14	Kenny Sims	1992
6.	13	Khalid Abdullah	2015
7.	12	Dae'Quan Scott	2011
	12	Rodney Landers	2007
	12	Mike Cawley	1994
10.	11	Marcus Marshall	2017
	11	Eriq Williams	1991

Passing Yards

1.	3,779	Cole Johnson	2021
2.	3,657	Jordan McCloud	2023
3.	3,462	Vad Lee	2014
4.	3,441	Ben DiNucci	2019
4.	3,222	Bryan Schor	2017
6.	3,002	Bryan Schor	2016
7.	2,813	Michael Birdsong	2013
8.	2,697	Todd Centeio	2022
9.	2,459	Mike Cawley	1995
10.	2,275	Ben DiNucci	2018

Pass Attempts

1.	465	Vad Lee	2014
2.	422	Cole Johnson	2021
3.	417	Bryan Schor	2017
4.	412	Jordan McCloud	2023
5.	378	Ben DiNucci	2019
6.	376	Michael Birdsong	2013
7.	361	Mike Cawley	1995
8.	309	Ben DiNucci	2018
9.	297	Bryan Schor	2016
	297	Greg Maddox	1998

Career

Rushing Yards

1.	4,168	Warren Marshall	1982-86
2.	3,678	Khalid Abdullah	2013-16
3.	3,503	Percy Agyei-Obese	2017-22
4.	3,477	Rodney Landers	2005-08
5.	3,332	Dae'Quan Scott	2009-13
6.	2,783	Curtis Keaton	1998-99
7.	2,745	Cardon Johnson	2015-18
8.	2,694	Alvin Banks	2003-06
9.	2,665	Kenny Sims	1989-92
10.	2,534	Maurice Fenner	2003-06

Rush Attempts

1.	737	Warren Marshall	1982-86
2.	694	Percy Agyei-Obese	2017-22
3.	673	Khalid Abdullah	2013-16
4.	642	Eriq Williams	1989-92
5.	551	Alvin Banks	2003-06
6.	540	Rodney Landers	2005-08
7.	537	Curtis Keaton	1998-99
8.	473	Maurice Fenner	2003-06
9.	455	Cardon Johnson	2015-18
10.	453	Butch Robinson	1977-80

Rushing Touchdowns

1.	41	Khalid Abdullah	2013-16
2.	39	Percy Agyei-Obese	2017-22
3.	32	Dae'Quan Scott	2009-12
	32	Eriq Williams	1989-92
5.	31	Rodney Landers	2005-08
6.	30	Curtis Keaton	1998-99
7.	29	Maurice Fenner	2003-06
	29	Warren Marshall	1982-86
9.	28	Alvin Banks	2003-06
10.	26	Cardon Johnson	2015-18

Passing Yards

1.	7,078	Bryan Schor	2014-17
2.	6,511	Cole Johnson	2016-21
3.	6,482	Mike Cawley	1993-95
4.	5,912	Justin Rascati	2004-06
5.	5,716	Ben DiNucci	2018-19
6.	5,652	Vad Lee	2014-15
7.	5,356	Eriq Williams	1989-92
8.	4,863	Greg Maddox	1996-98
9.	4,504	Matt LeZotte	2001-04
10.	3,661	Justin Thorpe	2008-12

Pass Attempts

1.	863	Mike Cawley	1993-95
2.	827	Bryan Schor	2014-17
3.	769	Greg Maddox	1996-98
4.	728	Justin Rascati	2004-06
5.	722	Cole Johnson	2016-21
6.	705	Vad Lee	2014-15
7.	687	Ben DiNucci	2018-19
8.	646	Matt LeZotte	2001-04
9.	617	Eriq Williams	1989-92
10.	584	Tom Bowles	1979-83

JMU Individual Top-10 List

Game

Pass Completions

1.	34	Matt LeZotte at Villanova (10/6/01)
2.	33	Jordan McCloud vs. UConn (11/11/23)
	33	Cole Johnson at New Hampshire (10/2/21)
4.	32	Vad Lee at Charlotte (10/25/14)
5.	31	Cole Johnson at New Hampshire (11/3/18)
	31	Mike Cawley vs. Delaware (10/21/95)
7.	30	Bryan Schor vs. New Hampshire (12/3/16)
8.	29	Michael Birdsong at Akron (9/7/13)
9.	28	Jordan McCloud at Georgia State (11/4/23)
	28	Todd Centeio at Georgia Southern (10/15/22)
	28	Todd Centeio at Arkansas State (10/8/22)
	28	Mike Cawley at Connecticut (9/18/93)

Passing Touchdowns

1.	6	Todd Centeio vs. Middle Tennessee (9/3/22)
	6	Cole Johnson vs. Towson (11/20/21)
	6	Cole Johnson vs. Elon (10/30/21)
4.	5	Jordan McCloud at Coastal Carolina (11/25/23)
	5	Cole Johnson vs. SE Louisiana (12/4/21)
	5	Cole Johnson vs. Morehead State (9/4/21)
	5	Bryan Schor vs. ETSU (9/9/17)
	5	Bryan Schor vs. New Hampshire (12/3/16)
	5	Bryan Schor vs. Rhode Island (10/29/16)
	5	Vad Lee at Towson (10/10/15)
	5	Michael Birdsong vs. Stony Brook (11/16/13)

Receptions

1.	13	Elijah Sarratt vs. UConn (11/11/23)
	13	Earnest Payton at Massachusetts (10/10/98)
	13	Earnest Payton at Rhode Island (10/31/98)
4.	12	Kris Thornton at New Hampshire (10/2/21)
5.	11	Phoenix Sproles at Coastal Carolina (11/25/23)
	11	Kris Thornton vs. Middle Tennessee (9/3/22)
	11	D.D. Boxley at Maine (10/16/04)
8.	10	Riley Stapleton vs. North Dakota State (1/11/20)
	10	Terrence Alls vs. Stony Brook (12/2/17)
	10	Alan Harrison at Villanova (10/6/01)
	10	Jay Jones vs. New Hampshire (9/28/96)
	10	David McLeod vs. Boston (11/20/93)
	10	David McLeod at Massachusetts (10/2/93)
	10	Gary Clark at William & Mary (10/31/81)

Receiving Yards

1.	202	Reggie Brown vs. UConn (11/11/23)
2.	192	David McLeod at Villanova (11/13/93)
3.	189	Riley Stapleton vs. Weber State (12/8/17)
4.	187	David McLeod vs. New Hampshire (10/16/93)
5.	185	David McLeod at Youngstown State (9/26/92)
	185	Gary Clark at Delaware State (10/8/83)
7.	184	David McLeod vs. Boston University (11/20/93)
8.	182	Gary Clark at William & Mary (10/31/81)
9.	181	Earnest Payton vs. Lock Haven (9/2/00)
10.	179	Antwane Wells Jr. vs. Maine (9/11/21)

Receiving Touchdowns

1.	4	Kris Thornton vs. Campbell (11/6/21)
2.	3	Elijah Sarratt at Coastal Carolina (11/25/23)
	3	Kris Thornton vs. Middle Tennessee (9/3/22)
	3	Antwane Wells Jr. vs. SE Louisiana (12/4/21)
	3	Anwane Wells Jr. vs. Towson (11/20/21)
	3	Daniel Schiele vs. Rhode Island (10/29/16)
	3	Daniel Brown vs. Albany (10/5/13)
	3	Macey Brooks at Boston (9/21/96)
	3	Macey Brooks at McNeese State (9/14/96)
	3	Gary Clark vs. Liberty (9/24/83)
	3	Gary Clark vs. C.W. Post (10/10/81)

Season

Pass Completions

1.	287	Cole Johnson	2021
2.	282	Vad Lee	2014
3.	281	Jordan McCloud	2023
4.	271	Bryan Schor	2017
5.	268	Ben DiNucci	2019
6.	227	Michael Birdsong	2013
7.	217	Bryan Schor	2016
8.	211	Ben DiNucci	2018
9.	196	Mike Cawley	1995
10.	185	Justin Rascati	2004

Passing Touchdowns

1.	41	Cole Johnson	2021
2.	35	Jordan McCloud	2023
3.	30	Vad Lee	2014
4.	29	Ben DiNucci	2019
	29	Bryan Schor	2016
6.	26	Bryan Schor	2017
7.	25	Todd Centeio	2022
8.	22	Michael Birdsong	2013
9.	21	Vad Lee	2015
	21	Rodney Landers	2008

Receptions

1.	83	Kris Thornton	2021
	83	Antwane Wells Jr.	2021
3.	82	Elijah Sarratt	2023
	82	Earnest Payton	1998
5.	74	Brandon Polk	2019
6.	65	Riley Stapleton	2019
7.	64	David McLeod	1993
8.	63	Jay Jones	1996
9.	62	Riley Stapleton	2018
10.	59	Kris Thornton	2022

Receiving Yards

1.	1,250	Antwane Wells Jr.	2021
2.	1,207	David McLeod	1993
3.	1,191	Elijah Sarratt	2023
4.	1,179	Brandon Polk	2019
5.	1,097	Kris Thornton	2021
6.	1,054	Reggie Brown	2023
7.	1,015	Kris Thornton	2022
8.	958	Gary Clark	1982
9.	933	David McLeod	1992
10.	921	Earnest Payton	1998

Receiving Touchdowns

1.	15	Antwane Wells Jr.	2021
2.	14	Macey Brooks	1996
3.	13	Kris Thornton	2021
4.	11	Brandon Polk	2019
5.	10	Riley Stapleton	2019
6.	9	Reggie Brown	2023
7.	8	Elijah Sarratt	2023
	8	DeAndre' Smith	2014
	8	Daniel Brown	2013
	8	L.C. Baker	2006
	8	David McLeod	1991

Career

Pass Completions

1.	559	Bryan Schor	2014-17
2.	487	Justin Rascati	2004-06
3.	482	Cole Johnson	2016-21
4.	479	Ben DiNucci	2018-19
	479	Mike Cawley	1993-95
6.	446	Vad Lee	2014-15
7.	405	Greg Maddox	1996-98
8.	358	Matt LeZotte	2001-04
9.	326	Eriq Williams	1989-92
10.	281	Jordan McCloud	2023
	281	Justin Thorpe	2008-12

Passing Touchdowns

1.	62	Bryan Schor	2014-17
2.	58	Cole Johnson	2016-21
3.	51	Vad Lee	2014-15
	51	Justin Rascati	2004-06
5.	45	Ben DiNucci	2018-19
6.	42	Mike Cawley	1993-95
7.	40	Eriq Williams	1989-92
8.	35	Jordan McCloud	2023
	35	Rodney Landers	2005-08
9.	34	Greg Maddox	1996-98

Receptions

1.	185	Earnest Payton	1997-00
2.	169	Riley Stapleton	2016-19
3.	168	Kris Thornton	2020-22
4.	160	Brandon Ravenel	2013-16
5.	158	David McLeod	1990-93
6.	155	Gary Clark	1980-83
7.	151	Jay Jones	1993-96
8.	123	Alan Harrison	2000-03
9.	118	Macey Brooks	1993-96
10.	116	Antwane Wells Jr.	2020-21

Receiving Yards

1.	2,899	David McLeod	1990-93
2.	2,863	Gary Clark	1980-83
3.	2,807	Earnest Payton	1997-00
4.	2,540	Kris Thornton	2020-22
5.	2,250	Brandon Ravenel	2013-16
6.	2,113	Riley Stapleton	2016-19
7.	2,014	Macey Brooks	1993-96
8.	1,907	Alan Harrison	2000-03
9.	1,862	Jay Jones	1993-96
10.	1,853	Antwane Wells Jr.	2020-21

Receiving Touchdowns

1.	25	Macey Brooks	1993-96
2.	23	Kris Thornton	2020-22
3.	22	Riley Stapleton	2016-19
4.	21	Antwane Wells Jr.	2020-21
	21	David McLeod	1990-93
6.	17	Daniel Brown	2011-14
7.	16	Reggie Brown	2019-23
	16	Gary Clark	1980-83
9.	15	Brandon Ravenel	2013-16
10.	14	Mike Caussin	2006-09
	14	Alan Harrison	2000-03
	14	Jay Jones	1993-96

JMU Individual Top-10 List

Game

Total Offense

1.	565	Vad Lee at SMU (9/26/15)
2.	512	Todd Centeio at Georgia Southern (10/5/22)
3.	478	Vad Lee at Villanova (9/20/14)
4.	455	Vad Lee at Richmond (11/15/14)
5.	453	Jordan McCloud vs. UConn (11/11/23)
6.	418	Vad Lee vs. Richmond (10/24/15)
7.	411	Jordan McCloud at Georgia State (11/4/23)
8.	408	Rodney Landers at Rhode Island (10/13/07)
9	405	Matt LeZotte at Villanova (10/6/01)
10.	404	Todd Centeio at Arkansas State (10/8/22)
	404	Vad Lee at Charlotte (10/25/14)

Scoring (Rush + Rec + Ret + Kick)

1.	30	Curtis Keaton vs. Connecticut (10/23/99)
	30	Kelvin Jeter vs. Morgan State (9/2/95)
3.	24	Elijah Sarratt at Coastal Carolina (11/25/23)
	24	Kris Thornton vs. Campbell (11/6/21)
	24	Alvin Banks vs. Northeastern (9/23/06)
	24	Mike Cawley vs. Connecticut (11/12/94)
	24	Gary Clark vs. Liberty (9/24/83)
8.	20	Ethan Ratke at William & Mary (11/13/21)
	20	Mike Cawley vs. Delaware (10/9/93)
	20	Eric Green vs. Morehead State (9/19/87)

Touchdowns (Rush + Rec + Ret)

1.	5	Curtis Keaton vs. Connecticut (10/23/99)
	5	Kelvin Jeter vs. Morgan State (9/2/95)
3.	4	Elijah Sarratt at Coastal Carolina (11/25/23)
	4	Kris Thornton vs. Campbell (11/6/21)
	4	Alvin Banks vs. Northeastern (9/23/06)
	4	Mike Cawley vs. Connecticut (11/12/94)
	4	Gary Clark vs. Liberty (9/24/83)
8.	3	Many players tied

All-Purpose Yards

1.	339	Jay Jones at Richmond (10/19/96)
2.	323	Griff Yancey at Delaware (11/3/07)
3.	322	Delvin Joyce vs. East Tennessee State (9/13/97)
4.	276	Vad Lee at SMU (10/26/15)
5.	266	Rodney Stockett at Georgia Southern (11/15/86)
6.	265	Delvin Joyce vs. Delaware (10/18/97)
7.	264	Warren Marshall vs. William & Mary (10/25/86)
8.	263	Brandon Ravenel vs. New Hampshire (12/3/16)
9.	262	Delvin Joyce vs. Villanova (10/7/00)
10.	256	Gary Clark vs. Appalachian State (9/11/82)

Kickoff Return Yards

1.	268	Jay Jones at Richmond (10/19/96)
2.	184	Brandon Ravenel vs. Colgate (12/5/15)
3.	180	Robert Turner vs. Delaware (10/29/83)
4.	175	Rodney Stockett at Georgia Southern (11/15/86)
5.	168	Delvin Joyce vs. Villanova (9/19/98)
6.	157	Scotty McGee at Duke 8/30/08)
	157	Scotty McGee at Youngstown State (11/25/06)
8.	155	John Allen at Connecticut (9/18/93)
9.	154	Scotty McGee at Appalachian State (11/24/07)
10.	153	Charles Tutt at Towson (10/10/15)

Season

Total Offense

1.	4,288	Vad Lee	2014
2.	4,015	Cole Johnson	2021
3.	4,010	Ben DiNucci	2019
4.	3,933	Jordan McCloud	2023
5.	3,571	Bryan Schor	2016
6.	3,544	Bryan Schor	2017
7.	3,304	Rodney Landers	2008
8.	3,090	Todd Centeio	2022
9.	3,038	Michael Birdsong	2013
10.	3,004	Vad Lee	2015

Scoring (Rush + Rec + Ret + Kick)

1.	160	Ethan Ratke	2019
2.	150	Ethan Ratke	2021
	150	Khalid Abdullah	2016
4.	132	Tyler Gray	2016
5.	126	Curtis Keaton	1999
6.	114	Percy Agyei-Obese	2019
7.	101	Camden Wise	2023
8.	99	Ryan Maglio	2015
	99	Dave Stannard	2008
10.	96	Rodney Landers	2008

Touchdowns (Rush + Rec + Ret)

1.	25	Khalid Abdullah	2016
2.	21	Curtis Keaton	1999
3.	19	Percy Agyei-Obese	2019
4.	16	Rodney Landers	2008
5.	15	Antwane Wells Jr.	2021
6.	14	Kris Thornton	2021
	14	Macey Brooks	1996
	14	Kenny Sims	1992
9.	13	Khalid Abdullah	2015
	13	Dae'Quan Scott	2013
	13	Dae'Quan Scott	2011
	13	Griff Yancey	2008

All-Purpose Yards

1.	2,024	Curtis Keaton	1999
2.	1,992	Khalid Abdullah	2016
3.	1,770	Rodney Landers	2008
4.	1,741	Delvin Joyce	1998
5.	1,563	Delvin Joyce	1997
6.	1,545	Dae'Quan Scott	2011
7.	1,515	Jay Jones	1996
8.	1,495	Gary Clark	1983
9.	1,488	Dae'Quan Scott	2013
10.	1,465	Warren Marshall	1986

Kickoff Return Yards

1.	737	Jay Jones	1996
2.	727	Delvin Joyce	1998
3.	668	Shaun Marshall	1995
4.	656	Delvin Joyce	1997
5.	640	Scotty McGee	2009
	640	Scotty McGee	2008
7.	545	Scotty McGee	2007
8.	538	Rodney Stockett	1986
9.	516	Robert Turner	1983
10.	510	Dwight Robinson	1994

Career

Total Offense

1.	8,241	Bryan Schor	2014-17
2.	7,678	Eriq Williams	1989-92
3.	7,292	Vad Lee	2014-15
4.	7,249	Mike Cawley	1993-95
5.	7,111	Justin Rascati	2004-06
6.	6,976	Cole Johnson	2016-21
7.	6,765	Rodney Landers	2005-08
8.	6,718	Ben DiNucci	2018-19
9.	5,412	Justin Thorpe	2008-12
10.	4,825	Greg Maddox	1996-98

Scoring (Rush + Rec + Ret + Kick)

1.	542	Ethan Ratke	2017-21
2.	270	Khalid Abdullah	2013-16
3.	258	Dae'Quan Scott	2009-13
4.	234	Percy Agyei-Obese	2017-22
5.	231	David Rabil	2003-06
6.	224	Tyler Gray	2015-18
7.	220	John Coursey	1993-96
8.	215	Cameron Starke	2010-13
9.	208	Warren Marshall	1982-86
10.	204	Eriq Williams	1989-92

Touchdowns (Rush + Rec + Ret)

1.	45	Khalid Abdullah	2013-16
2.	43	Dae'Quan Scott	2009-13
3.	39	Percy Agyei-Obese	2017-22
4.	34	Warren Marshall	1982-86
5.	33	Eriq Williams	1989-92
6.	32	Alvin Banks	2003-06
7.	31	Rodney Landers	2005-08
	31	Curtis Keaton	1998-99
9.	29	Cardon Johnson	2015-18
	29	Maurice Fenner	2003-06

All-Purpose Yards

1.	5,659	Delvin Joyce	1997-2000
2.	4,704	Dae'Quan Scott	2009-13
3.	4,621	Warren Marshall	1982-86
4.	4,077	Khalid Abdullah	2013-16
5.	3,963	Gary Clark	1980-83
6.	3,638	Percy Agyei-Obese	2017-22
7.	3,562	Rodney Landers	2005-08
8.	3,384	Earnest Payton	1997-2000
9.	3,369	Rodney Stockett	1984-87
10.	3,263	Alvin Banks	2003-06

Kickoff Return Yards

1.	2,166	Scotty McGee	2006-09
2.	1,902	Delvin Joyce	1997-2000
3.	1,434	Dwight Robinson	1991-94
4.	1,290	Rodney Stockett	1984-87
5.	1,165	Dejor Simmons	2011-14
6.	1,155	Tom Green	1989-91
7.	994	Ardon Bransford	2003-06
8.	896	Kerby Long	2007-11
9.	819	Jay Jones	1993-96
10.	728	Shaun Marshall	1992-95

JMU Individual Top-10 List

Game

Punt Return Yards

1.	183	D'Angelo Amos at Villanova (10/13/18)
	183	Gary Clark at Virginia (9/17/83)
3.	135	Delvin Joyce vs. Villanova (9/7/00)
4.	125	D'Angelo Amos at William & Mary (10/19/19)
5.	119	Delvin Joyce vs. Elon (9/26/98)
6.	116	L.C. Baker vs. Lock Haven (9/4/04)
7.	108	Delvin Joyce vs. Delaware (9/18/99)
8.	106	Anthony Archer at William & Mary (11/11/89)
9.	105	Cortez Thompson vs. Delaware (11/6/04)
10.	103	D'Angelo Amos at Norfolk State (9/8/18)
	103	Anthony Archer vs. Georgia Southern (10/19/91)

Field Goals Made

1.	6	Ethan Ratke at William & Mary (11/13/21)
	5	Ethan Ratke at Delaware (10/23/21)
3.	4	Ethan Ratke at Richmond (10/16/21)
	4	Ethan Ratke vs. Elon (10/16/18)
5.	3	26 Times

Punting Average (Min. 3)

1.	53.0	John Druiett vs. Liberty (9/21/95)
2.	52.5	Brad Hudgins vs. UMass (10/5/91)
3.	52.0	Scott Frazier at Youngstown State (9/26/92)
4.	51.7	Harry O'Kelly at Elon (9/28/19)
5.	50.0	David Skahn at Maine (11/3/12)
6.	49.5	Connor Arnone vs. Albany (10/5/13)
	49.5	Scott Todd vs. Liberty (10/1/88)
8.	**49.3**	**Ryan Hanson vs. Gardner-Webb (9/9/24)**
	49.3	Ryan Hanson vs. Bucknell (9/2/23)
9.	49.0	Gunnar Kane vs. Rhode Island (10/29/16)
	49.0	Mickey Stinnett at Richmond (11/5/83)

Tackles

1.	26	Clyde Hoy vs. Towson (11/7/81)
	26	Clyde Hoy at U.S. Merchant Marine (10/4/80)
3.	25	Dean McCullough vs. Massachusetts (9/6/86)
	25	Dale Caparaso at Davidson (10/16/76)
5.	24	Clyde Hoy vs. Furman (10/17/81)
6.	23	Derrick Lloyd vs. Rhode Island (9/22/01)
	23	Marty Fitzgerald at Massachusetts (9/26/87)
8.	22	Four Players Tied

Sacks

1.	5	Jalen Green at Marshall (10/19/23)
	5#	Jim McHugh at Emory & Henry (10/25/75)
	5#	Bob Dunn at Emory & Henry (10/25/75)
4.	4.5	Kwynn Walton vs. VMI (10/30/04)
5.	4	John Baranowsky vs. Towson (11/17/07)
	4	Chris Morant at Rhode Island (10/31/98)
	4	Greg Colvin vs. VMI (10/22/88)
	4	Charles Haley vs. Davidson (10/26/85)
9.	3.5	Andrew Ankrah at SMU (9/26/15)
	3.5	Brandon Lee vs. Stony Brook (11/16/13)
	3.5	Arthur Moats vs. Villanova 12/6/08)
	3.5	Derrick Lloyd at UMass (10/20/01)

1975 totals may include shared sacks

Season

Punt Return Yards

1.	549	D'Angelo Amos	2018
2.	426	D'Angelo Amos	2019
	426	Rashard Davis	2016
4.	411	Delvin Joyce	2000
5.	403	Gary Clark	1982
6.	400	Delvin Joyce	1999
7.	388	Delvin Joyce	1998
8.	345	Anthony Archer	1991
	345	Anthony Archer	1990
10.	303	Gary Clark	1983

Field Goals Made

1.	29	Ethan Ratke	2017-21
2.	27	Ethan Ratke	2019
3.	17	Ethan Ratke	2018
4.	16	Camden Wise	2023
5.	15	Cameron Starke	2011
	15	John Coursey	1994
	15	Scott Norwood	1980
8.	14	Ethan Ratke	2020-21
	14	Ethan Ratke	2017
	14	Tyler Gray	2016
	14	Mike Glover	1999
	14	John Coursey	1995

Punting Average

1.	43.8	Chris Wright	1998
2.	43.7	Nelson Garner	1997
3.	43.2	Sam Clark	2022
4.	42.5	Gunnar Kane	2015
5.	42.1	John Druiett	1987
6.	42.0	Gunnar Kane	2016
7.	41.9	Nelson Garner	1996
8.	41.5	Nick Englehart	2003
	41.5	Scott Todd	1989
10.	41.3	Harry O'Kelly	2017

Tackles

1.	167	Clyde Hoy	1981
2.	166	Dale Caparaso	1978
	166	Dale Caparaso	1976
4.	161	Dennard Melton	2003
5.	157	Derrick Lloyd	2001
6.	156	Derick Pack	2000
7.	155	Dale Caparaso	1979
8.	151	Dean McCullough	1986
9.	148	Dewey Windham	1975
10.	147	Two Players Tied	

Sacks

1.	16.5	John Daka	2019
2.	15.5	Jalen Green	2023
3.	13.5	Sage Harold	2014
4.	12	Ron'Dell Carter	2019
	12	Chris Morant	1999
6.	11.5	Arthur Moats	2008
	11.5	Richard Hicks	2002
8.	11	Jamree Kromah	2023
	11	Arthur Moats	2009
	11	Kevin Winston	2006
	11	Chris Morant	1998
	11	Larry Smith	1977

Career

Punt Return Yards

1.	1,488	Delvin Joyce	1997-2000
2.	1,259	D'Angelo Amos	2017-19
3.	817	Anthony Archer	1989-91
4.	774	L.C. Baker	2004-07
5.	748	Gary Clark	1980-83
6.	575	John Allen	1991-94
7.	570	Rodney Stockett	1984-87
8.	489	John Miller	2014-17
	489	Rashard Davis	2013-16
10.	421	Dae'Quan Scott	2009-13

Field Goals Made

1.	101	Ethan Ratke	2017-21
2.	39	John Coursey	1993-96
3.	37	Cameron Starke	2010-13
4.	32	David Rabil	2003-06
	32	Scott Norwood	1978-81
6.	30	Mickey Stinnett	1982-84
7.	29	Tyler Gray	2015-18
8.	27	Camden Wise	2018-23
9.	23	Dave Stannard	2007-08
	23	Burke George	2001-03

Punting Average (min. 2 seasons)

1.	43.5	Chris Wright	1996, 98
2.	41.8	Nelson Garner	1994-97
3.	41.4	John Druiett	1985-87
4.	41.0	Scott Todd	1987-90
5.	40.7	Gunnar Kane	2014-16
6.	40.3	Mickey Stinnett	1982-84
7.	39.8	Harry O'Kelly	2017-21
8.	39.5	David Skahn	2009-12
9.	39.4	Connor Arnone	2012-14
10.	39.3	Nick Englehart	2002-05

Tackles

1.	506	Charles Haley	1982-85
2.	503	Clyde Hoy	1978-81
3.	487	Dale Caparaso	1976, 78-79
4.	445	Stephon Robertson	2010-13
5.	438	Woody Bergeria	1974-77
6.	427	Dean McCullough	1983-86
7.	416	Tony LeZotte	2004-07
8.	399	Derick Pack	1999-01
9.	362	Eupton Jackson	1987-90
10.	354	Gage Steele	2013-16

Sacks

1.	33	Chris Morant	1998-2000
2.	29	Arthur Moats	2006-09
3.	28	Woody Bergeria	1974-77
4.	27.5	John Daka	2016-19
5.	26	Andrew Ankrah	2014-17
6.	25.5	Sage Harold	2011-14
7.	25	Larry Smith	1975-78
8.	24.5	Kevin Winston	2003-06
9.	23.5	Ron'Dell Carter	2017-19
10.	21	Mark Baird	1974-77
	21	Bob Dunn	1974-76

Individual Top-10 List

Game

Interceptions

1.	3	Jimmy Moreland vs. South Dakota State (12/16/17)
	3	Chris Jacobs vs. Georgia Southern (11/2/85)
	3	Bob Logan at Emory & Henry (9/11/76)
4.	2	Many Players Tied

Interception Return Yards

1.	101	Taylor Reynolds at Richmond (11/15/14)
2.	100	Jimmy Moreland at Richmond (9/29/18)
	100	Tony LeZotte vs. Towson (11/19/05)
4.	94	Tony Jordan vs. William & Mary (10/12/96)
5.	83	MJ Hampton vs. Villanova (10/12/19)
6.	82	Rashad Robinson vs. New Hampshire (10/28/17)
7.	81	Brent Austin vs. UConn (11/11/23)
8.	79	Charles Tutt vs. Monmouth (12/7/19)
9.	77	Jordan Brown at William & Mary (10/21/17)
10.	76	Bob Logan at Emory & Henry (9/11/76)

Season

Interceptions

1.	9	Jordan Brown	2017
2	8	Jimmy Moreland	2017
	8	Tony Booth	1997
4.	7	Rashad Robinson	2017
	7	Terry Hansrote	1977
	7	Bob Logan	1976
7.	6	Adam Smith	2019
	6	Raven Greene	2016
	6	Quincy Waller	1995
	6	Chris Parrott	1992
	6	Brent Good	1974

Interception Return Yards

1.	217	Jimmy Moreland	2018
2.	146	Tony Jordan	1996
	146	Bob Logan	1976
4.	145	Rashad Robinson	2017
5.	127	Taylor Reynolds	2014
6.	113	Raven Greene	2016
7.	107	Quincy Waller	1995
8.	105	Clint Kent	2004
	105	Brent Good	1974
10.	100	Raven Greene	2017
	100	Tony LeZotte	2005

Career

Interceptions

1.	18	Jimmy Moreland	2014-18
2.	14	Raven Greene	2013-17
3.	13	Rashad Robinson	2015-19
	13	Jordan Brown	2014-17
	13	Clint Kent	2002-05
	13	Bob Logan	1975-78
7.	12	Dean Marlowe	2011-14
8.	11	Taylor Reynolds	2013-16
	11	John Stein	1993-96
	11	Mike Thurman	1978-82

Interception Return Yards

1.	363	Jimmy Moreland	2014-18
2.	258	Raven Greene	2013-17
3.	229	Bob Logan	1975-78
4.	201	Taylor Reynolds	2013-16
	201	Cortez Thompson	2001-04
6.	183	Jordan Brown	2014-17
7.	176	Rashad Robinson	2015-19
8.	157	Clint Kent	2002-05
9.	155	Akeem Jordan	2003-06
10.	146	Tony Jordan	1993, 95-96

JMU Team Single-Season Top-5 List

Points

700	2016
640	2019
536	2021
534	2008
531	2015

Points Per Game

46.7	2016
44.2	2015
40.0	2019
38.3	2021
38.1	2008

First Downs

397	2019
380	2016
329	2015
325	2017
319	2004

Rushing Yards

4,125	2016
3,959	2008
3,886	2019
3,285	2015
3,194	2004

Rushing Average

282.8	2008
275.0	2016
273.8	2015
265.1	2007
265.1	1989

Rushing Touchdowns

50	2016
43	2019
43	2008
37	2007
37	2004

Yards Per Rush

5.7	2008
5.5	2016
5.5	2015
5.3	2007
5.3	2006
5.3	2005

Passing Yards

3,868	2021
3,702	2023
3,566	2019
3,499	2014
3,487	2016

Passing Average

284.8	2023
276.3	2021
269.2	2014
265.7	2022
255.0	2015

Passing Touchdowns

43	2021
36	2023
34	2016
33	2019
30	2014

Total Offense

7,612	2016
7,452	2019
6,345	2015
6,300	2014
6,285	2017

Total Offense Average

528.8	2015
507.5	2016
484.6	2014
465.8	2019
452.5	2022

Interceptions

31	2017
21	2016
19	1978
18	2021
17	2019
17	2004
17	1997
17	1987

Kick Return Average

27.1	2006
26.5	2021
25.5	2009
24.4	1994
24.3	2015

Punt Return Average

26.7	2016
21.3	2018
18.6	1997
14.4	2023
13.5	1999

Time of Possession

34:20	2020
33:34	2022
33:14	2019
32:25	2011
31:17	2023

Third Down Offense

54%	2019
54%	2015
51%	2008
50%	2016
50%	2005

Third Down Defense

27%	2021
28%	2022
30%	2020
30%	2019
30%	2017
30%	1994

Fourth Down Offense

91%	2005
89%	2019
86%	2020
74%	2008
65%	1995

Fourth Down Defense

21%	2003
27%	2009
38%	2011
38%	2004
41%	2023

JMU Team Single-Season Top-5 List

Sacks

56	2004
51	2017
47	2019
47	2006
45	2023

Total Touchdowns

94	2016
80	2019
71	2015
71	2008
64	2021
64	2017

Field Goals

29	2021
27	2019
23	2018
23	2017
16	2023

PAT Made

90	2016
79	2019
67	2015
66	2008
63	2021

Red Zone Scores

81	2016
76	2019
63	2021
60	2017
59	2018
59	2015

Red Zone Touchdowns

68	2016
56	2019
48	2015
46	2008
45	2004

Score by Quarters

First

212	2016
166	2019
152	2015
117	2008
115	2021

Second

201	2019
181	2016
178	2021
159	2017
152	2014

Third

159	2016
157	2021
136	2017
130	2015
128	2008

Fourth

148	2016
141	2019
141	2017
141	2008
135	2004


JAMES MADISON
DUKES
ZANE SHOWKER FIELD
JMU


JAMES MADISON UNIVERSITY
JAMES MADISON
22