

2020 **JMU** 2021

FOOTBALL MEDIA GUIDE



PRESENTED BY: **CARmax**



Table of Contents

Introduction

Quick Facts.....	2
JMU Communications	3
Bridgeforth Stadium	4
2020-21 Schedule.....	5
2020-21 Roster	6-7

Meet the Football Staff

Head Coach Curt Cignetti	8-10
Coaching Staff	11-16

Meet the Players

Players (listed numerically)	18-40
------------------------------------	-------

All-Time Series History

Teams Listed Alphabetically	42-49
-----------------------------------	-------

CAA Football/Opponents

CAA Football.....	50
2019 Standings/Honors	51
2020-21 CAA Composite Schedule.....	52

2019 Season in Review

Results, Stats and Rankings	54
Season Stats	55-58
2019 Game Summaries.....	59-74

History

ESPN College Gameday.....	76
Dukes in the Pros	78
Charles Haley - Hall of Fame.....	79-80
Postseason History.....	82-84
Key Dates in JMU History	86
All-Time Results.....	88-90
Year-by-Year Record	91
Postseason Awards	92-97
Team Awards	98-99
Single-Game Records	100-101
Single-Season Records.....	102-103
Individual Top-10 Lists.....	104-108
Team Single-Game Top-5 Lists	109-110
Longest Plays.....	111
Bridgeforth Stadium Records.....	112-113
All-Time Lettermen.....	114-116

James Madison University's 2020-21 Season Media Guide was designed and produced by JMU Athletics Communications.

The publication copy was edited by Chris Brooks. Design was completed by Chris Brooks and photography by Cathy Kushner.



2020-21 JMU Football

James Madison Quick Facts

Location	Harrisonburg, Virginia
Founded	1908
Enrollment	21,889
Nickname	Dukes
Colors	Purple (PMS 2685) and Gold (PMS 4515)
Conference	Colonial Athletic Association
President	Jonathan Alger
Senior Vice President for Administration and Finance	Charlie King

Athletics Department Administration

Director of Athletics	Jeff Bourne
Deputy Director of Athletics	Geoff Polglase
Associate A.D. for Compliance/SWA	Jennifer Phillips
Associate A.D. for Sports Programs	Kevin White
Associate A.D. for Integrated Health and Sports Performance	Tom Kuster
Senior Associate A.D. for Development	Cliff Wood
Assistant A.D. for Communications	Kevin Warner
Assistant A.D. for Compliance	Stephen LaPorta
Assistant A.D. for Facilities & Events	Ty Phillips
Assistant A.D. for Development	Mike Fisher
Assistant A.D. for Ticketing & Customer Relations	Michael Carpenter
Assistant A.D. for Student-Athlete Leadership/Fundraiser	Meredith Crawford
Interim Director of Business Office	Andrew Hijjeh
Director of Athletics Facilities & Events	Jess Jarrett
Director of Equipment Services	Neal Spivey
Director of Sport Psychology	Dr. Robert Harmison
Director of Fan and Game Day Engagement	Taylor Blakely
Director of Athletics Ticketing	Justin Zenz
General Manager of JMU Sports Properties	Mike Chatburn
Assistant to the A.D.	Denise Lough
Administration Executive Assistant	LeAnne Cain
Faculty Athletics Representative	Roger Soenksen
Team Physician	Cameron Straughn

Football Information

Head Coach	Curt Cignetti
Alma Mater, Year	West Virginia, 1982
Season at JMU	Second
Record at James Madison / CAA Record	14-2 / 8-0 (One Season)
Career Record (Seasons)	81-28 (Eight Seasons)
Office Phone Number	540-568-6517
Assistant Coaches	Shane Montgomery, Corey Hetherman, Grant Cain, Mike Shanahan, Damian Wroblewski Matt Birkett, Bryant Haines, Eddie Whitley Jr., Marcus Hall-Oliver, John Miller James Ferguson Derek Owings Neal Spivey, Mark Kluck Bryan Schneider, Hillary Masdon, Jonathan McMurtrie, Steven Ciolino Lauren Hartman Chris Brooks Michael Lago Ashley Parsons, Laura Nichols, Jessica Kylo Patty Dorfer
Football Operations	
Strength & Conditioning	
Equipment	
Athletic Trainers	
Sports Dietician	
Communications	
Football Video/Creative Media	
Academic Advisors	
Administrative Assistant	
2019 Record / CAA (Finish)	14-2 / 8-0 (1st out of 12)
Offensive Formation	Spread/Up Tempo
Defensive Formation	4-3 Multiple
Home Field (Capacity)	Bridgeforth Stadium/Zane Showker Field (24,877)
Surface	FieldTurf
Overall Record / Division I Record (First Year of Play Overall)	331-217-4 / 292-193-2 (1972)
NCAA Championship Appearances	16 ('87, '91, '94, '95, '99, '04, '06, '07, '08, '11, '14, '15, '16, '17, '18, '19)
FCS National Championships	2 (2004, 2016)
Last Postseason Game:	vs. North Dakota State (L, 20-28 - 1/11/20)
Postseason Record:	20-14

Football Communications

Associate Director / Football Contact	Chris Brooks
Office / Cell Phone	540-568-3702 / 540-271-2677
E-mail	brookscp@jmu.edu
Mailing Address	Athletics Communications MSC 0404, 380 University Boulevard, Harrisonburg, VA 22807
Football Website	www.JMUSports.com/football
Facebook / Twitter / Hashtag	JMU Football / @JMUFootball / #GoDukes

2020-21 JMU Football

JMU Athletics Communications



Kevin Warner



Curt Dudley



Chris Brooks



Maggie Tyler



Melissa Wyant



Jason Krech



Eric Evans



Mackenzie Collyer



Cathy Kushner



Jamal Adjamah




Christian Howe



Kenzie White

Assistant A.D. for Communications
Director of Broadcast Services
Associate Director/Primary Football Contact
Director of Video Services
Director of Branded Content
Director
Assistant Director
Assistant Director
Assistant
Photography Supervisor
Graphic Designer
Video Assistant

Kevin Warner (warnerka@jmu.edu)
Curt Dudley (dudleycm@jmu.edu)
Chris Brooks (brookscp@jmu.edu)
Maggie Tyler (tylerme@jmu.edu)
Melissa Wyant (wyantmj@jmu.edu)
Jason Krech (krechjb@jmu.edu)
Eric Evans (evans3em@jmu.edu)
Mackenzie Collyer (collyema@jmu.edu)
Christian Howe (howecd@jmu.edu)
Cathy Kushner (kushnecs@jmu.edu)
Jamal Adjamah (adjamaja@jmu.edu)
Kenzie White (white3mj@jmu.edu)



Bridgeforth Stadium



Bridgeforth Stadium Facts & Figures

- Full Name: Bridgeforth Stadium/Zane Showker Field
- Capacity: 24,877
- Surface: FieldTurf
- Attendance Record: 26,069 (Oct. 24, 2015 vs. Richmond)
- First Game: Oct. 12, 1974 (JMU 41, Bridgewater 13)

Bridgeforth Stadium/Zane Showker Field was built in 1975, enlarged in 1981, and in 2011, completed a major \$62 million renovation that increased the capacity to 24,877, added multiple amenities and made it one of the premier facilities in the Football Championship Subdivision.

The stadium was named for William E. Bridgeforth, a long-time supporter and board of visitor member whose family remains very active with JMU.

The playing surface was named for Harrisonburg-area businessman Zane Showker, a long-time supporter and university board of director and for whom the JMU business school facility is named.

Top-10 Attendance Numbers

1.	26,069	Richmond 59, JMU 49	Oct. 24, 2015
2.	25,993	JMU 30, Villanova 8	Oct. 14, 2017
3.	25,742	JMU 31, Richmond 7	Oct. 1, 2011
4.	25,484	Elon 27, JMU 24	Oct. 6, 2018
5.	25,330	JMU 28, Maine 10	Sept. 23, 2017
6.	25,298	JMU 21, New Hampshire 0	Oct. 28, 2017
7.	25,244	JMU 13, Stony Brook 10	Oct. 27, 2018
8.	25,236	JMU 43, Delaware 20	Oct. 1, 2016
9.	25,201	JMU 40, Albany 13	Oct. 5, 2013
10.	25,130	JMU 51, William & Mary 0	Sept. 22, 2018



2020-21 JMU Schedule



FEBRUARY 20
Harrisonburg, Va.
Bridgeforth Stadium




FEBRUARY 27
Harrisonburg, Va.
Bridgeforth Stadium



MARCH 6
Elon, N.C.
Rhodes Stadium



MARCH 13
Harrisonburg, Va.
Bridgeforth Stadium



MARCH 20
Harrisonburg, Va.
Bridgeforth Stadium



MARCH 27
Williamsburg, Va.
Zable Stadium



APRIL 3
Richmond, Va.
Robins Stadium



APRIL 10
Harrisonburg, Va.
Bridgeforth Stadium

Date	Opponent	Location	Time	Series
Feb. 20	MOREHEAD STATE	Bridgeforth Stadium	Noon	JMU leads 7-2
Feb. 27	ROBERT MORRIS	Bridgeforth Stadium	Noon	JMU leads 1-0
Mar. 6	at Elon *	Elon, N.C.	1:30 PM	JMU leads 7-1
Mar. 13	WILLIAM & MARY *	Bridgeforth Stadium	4 PM	JMU leads 25-17
Mar. 20	RICHMOND *	Bridgeforth Stadium	4 PM	JMU leads 19-18
Mar. 27	at William & Mary *	Williamsburg, Va.	1 PM	JMU leads 25-17
Apr. 3	at Richmond *	Richmond, Va.	Noon	JMU leads 19-18
Apr. 10	ELON *	Bridgeforth Stadium	4 PM	JMU leads 7-1
Apr. 17	OPEN DATE			
Apr. 24	FCS Round of 16	Campus Sites		
Apr. 30-May 1	FCS Quarterfinals	Campus Sites		
May 7-8	FCS Semifinals	Campus Sites		
May 14-16	FCS National Championship	Frisco, Texas		

* - Colonial Athletic Association Game

Home games in **BOLD CAPS**

NOTE: Dates/Kickoff Times Subject to Change

2020-21 JMU Roster

No.	Name	Yr.	Pos.	Ht.	Wt.	Hometown/High School (Previous Team)
0	Isaac Ukwu	R-Jr.	DL	6-3	242	Upper Marlboro, Md./Wise
1	Scott Bracey	R-Sr.	WR	6-2	206	Richmond, Va./Benedictine College Prep (Duke)
1	Que Reid	R-So.	S	5-11	199	Concord, N.C./Jay M. Robinson
2	Austin Douglas	R-Fr.	RB	5-11	202	Alpharetta, Ga./Mount Vernon School
2	Diamonte Tucker-Dorsey	R-Jr.	LB	5-10	217	Norfolk, Va./Lake Taylor
3	Mike Greene	Sr.	DL	6-3	285	Highland Springs, Va./Highland Springs
3	Solomon Vanhorse	R-So.	RB	5-7	178	Alpharetta, Ga./Milton
5	Wesley McCormick	Sr.	CB	5-11	200	Germantown, Md./Northwest
5	Latrele Palmer	So.	RB	5-11	225	Boyds, Md./Good Counsel
6	Julio Ayamel	R-Fr.	LB	6-0	223	Gaithersburg, Md./Good Counsel
6	Kaelon Black	Fr.	RB	5-10	198	Virginia Beach, Va./Salem
7	Kelvin Azanama	R-Sr.	LB	5-11	217	Chesterfield, Va./Monacan
7	Jawon Hamilton	R-Sr.	RB	5-8	196	Miami, Fla./South Dade (UCF)
8	Wayne Davis	R-Sr.	S	5-10	195	Norfolk, Va./Lake Taylor (Ohio State)
8	Jacob Knight	R-Fr.	QB	6-4	218	Roanoke, Va./Cave Spring
9	Reggie Brown	R-So.	WR	6-0	183	Lakeland, Fla./Kathleen
9	Greg Ross	R-Sr.	CB	6-0	188	Temple Hills, Md./Potomac (North Carolina)
10	Kyle Adams	Fr.	QB	6-1	175	West Lafayette, Ind./West Lafayette
10	Jalen Green	So.	DL	6-1	256	Baltimore, Md./Good Counsel
11	Antonio Webb	Fr.	CB	5-10	178	Norfolk, Va./Life Christian Academy
12	Cole Johnson	R-Sr.	QB	6-5	213	Virginia Beach, Va./Cox
13	Chase Soper	Fr.	LB	6-0	210	Alexandria, Va./Hayfield
14	Patrick Bentley	R-Jr.	QB	6-2	218	Gainesville, Va./Patriot (Alderson Broadus)
14	Jamari Currence	R-So.	CB	5-10	173	Rock Hill, S.C./South Pointe
15	Gage Moloney	R-Jr.	QB	6-2	216	Rock Hill, S.C./Northwestern
16	Kris Thornton	R-Jr.	WR	5-8	179	Manassas, Va./Osborn (VMI)
17	Kyndel Dean	R-Jr.	WR	6-2	186	Winston-Salem, N.C./Parkland
17	Chase Lundy	R-Fr.	CB	5-8	170	Woodbridge, Va./Colgan
18	John Finney	R-Fr.	WR	6-0	211	Vienna, Va./James Madison
19	Devin Ravenel	Jr.	WR	6-0	169	Stafford, Va./North Stafford
20	Xavier Cokley	Fr.	CB	6-0	183	Baltimore, Md./Franklin
21	Jamir Hudson	R-Jr.	CB	5-8	168	Virginia Beach, Va./Bishop Sullivan Catholic
22	Jordan White	R-Fr.	S	5-11	178	West Orange, N.J./West Orange
23	Sammy Malignaggi	Fr.	CB	5-9	191	Nashua, N.H./Buckingham Brown & Nichols [MA]
24	Jebril Murray	R-Fr.	S	5-10	190	Richmond, Va./Hermitage (Navy)
25	Jonathan Broadnax	R-Fr.	CB	5-8	160	Norfolk, Va./Norfolk Christian
26	Jack Sroba	R-Jr.	CB	5-10	177	Richmond, Va./Collegiate School
27	Taurus Carroll	Sr.	CB	6-0	183	Fredericksburg, Va./Benedictine College Prep
28	Blake Barnes	Fr.	WR	6-3	195	Virginia Beach, Va./Kellam
28	Andrew Chamblee	Fr.	S	6-1	184	Newport News, Va./Woodside
29	Quantez Christian	Fr.	WR	5-10	175	Richmond, Va./Manchester
31	Percy Agyei-Obese	Sr.	RB	6-0	204	Frederick, Md./Oakdale
32	MJ Hampton	Sr.	S	6-0	196	Fredericksburg, Va./Stafford
33	Sam Kidd	R-Jr.	LB	6-1	206	Reston, Va./James Madison
34	Chris Chukwuneke	R-So.	S	6-0	172	Edison, N.J./St. John Vianney (The Peddie School)
34	Alex Miller	R-Jr.	WR	5-10	193	Burke, Va./Robinson
36	Justin Ritter	R-Fr.	K/P	5-10	197	Frederick, Md./Oakdale
37	Clayton Cheatham	Sr.	TE	6-2	234	Mechanicsville, Va./Hanover
38	Mikail Kamara	Fr.	DL	6-1	247	Ashburn, Va./Stone Bridge
39	Payne Bauer	Fr.	DL	6-2	240	Stephens City, Va./Sherando
40	Peyton Rutherford	Fr.	LB	6-0	210	Berryville, Va./Clarke County
40	Camden Wise	R-So.	K	6-0	171	Blacksburg, Va./Blacksburg
41	Anthony Eaton	Fr.	RB	6-0	192	Alexandria, Va./T.C. Williams
42	Michael Johnson	R-Jr.	S	5-11	204	Glen Allen, Va./Deep Run
43	Garrett Groulx	R-Jr.	DL	6-3	265	Davidson, N.C./Davidson Day
44	Taurus Jones	R-Fr.	LB	6-1	213	Portsmouth, Va./I.C. Norcom
45	Antonio Colclough	R-So.	DL	6-3	241	Bronx, N.Y./Cardinal Hayes (Temple)
45	Holt Egan	Fr.	WR	6-3	183	Stafford, Va./North Stafford
46	Seth Naotala		Fr.	LB	6-0	223 Newport News, Va./Woodside
46	Aaron Whear	R-Fr.	LS	5-10	191	Suffolk, Va./Nansemond River
47	Mike Wilcox	R-So.	DL	6-3	238	Hanover, Va./Hanover
48	Khurram Simpson	Fr.	DL	6-2	251	West Orange, N.J./Mater Dei Prep

2020-21 JMU Roster

No.	Name	Yr.	Pos.	Ht.	Wt.	Hometown/High School (Previous Team)
49	Francis Meehan	R-So.	S	5-11	190	Wilmington, N.C./New Hanover
50	Kyle Davis	R-Jr.	LS	5-11	210	Waxhaw, N.C./Marvin Ridge
51	Mateo Jackson	Jr.	LB	6-1	216	Richmond, Va./Hermitage
52	Tyshawn Wyatt	Fr.	OL	6-4	338	Richmond, Va./Henrico
53	Zai Roberts	Fr.	DL	6-4	250	Virginia Beach, Va./Princess Anne
55	Ronald Altman	Fr.	OL	6-3	277	Springfield, Va./Lake Braddock Secondary
56	Nick Kidwell	R-So.	OL	6-5	315	Boonsboro, Md./Boonsboro
57	Stanley Hubbard	R-Jr.	OL	6-4	301	Capitol Heights, Md./St. John's College (UConn)
58	Tanner Morris	R-Fr.	OL	6-2	301	Fayetteville, N.C./Terry Sanford
59	Seth Weaver	R-Sr.	LS	6-1	174	Ruckersville, Va./Monticello (Christopher Newport)
61	Joe Worman	R-Fr.	DL	6-3	272	Leesburg, Va./Flint Hill
62	Kyle Smith	R-So.	OL	6-4	310	Culpepper, Va./Eastern View
63	J.T. Timming	R-Sr.	OL	6-2	306	Liberty Township, Ohio/Lakota East
65	Tony Thurston	R-So.	DL	6-5	272	Louisa, Va./Louisa
66	Cole Potts	Fr.	OL	6-3	300	Johnstown, Ohio/St. Francis DeSales
69	Truvell Wilson	R-Sr.	OL	6-2	313	Richmond, Va./Henrico (UVA-Wise)
72	Justin Morgan	R-Fr.	OL	6-5	305	Queens, N.Y./Fork Union [VA] (Iowa Western)
74	Tyler Stephens	Fr.	OL	6-5	283	Virginia Beach, Va./Ocean Lakes
75	Sammy Junco	R-So.	OL	6-2	306	Vienna, Va./James Madison (VMI)
76	Jake Glavin	R-Jr.	OL	6-2	300	Chester Springs, Pa./Malvern Prep
77	Liam Fornadel	Sr.	OL	6-4	310	Ramsey, N.J./Don Bosco Prep
79	Raymond Gillespie	R-Sr.	OL	6-5	297	Mechanicsville, Va./Atlee
81	Antwane Wells Jr.	Fr.	WR	6-1	200	Richmond, Va./Highland Springs
82	Kevin Curry Jr.	R-Fr.	WR	6-0	198	Winchester, Va./John Handley
83	Josh Sims	R-Jr.	WR	5-10	161	Covington, Ga./Eastside
84	Kelly Mitchell	Fr.	TE	6-3	240	Roanoke, Va./Hidden Valley
85	Noah Turner	R-Sr.	TE	6-3	242	Mundelein, Ill./Carmel Catholic (North Carolina)
86	Hunter Bullock	R-Fr.	TE	6-3	239	Gaffney, S.C./Gaffney
88	Daniel Adu	R-Jr.	WR	6-2	191	Springfield, Va./West Springfield
89	Drew Painter	Jr.	TE	6-4	241	Hershey, Pa./Hershey
91	Ethan Ratke	R-Sr.	K	5-10	178	Mechanicsville, Va./Atlee
92	Tyler Negron	Fr.	DL	6-3	278	Bristow, Va./Patriot
94	Sean Johns	R-Fr.	DL	6-3	260	Leesburg, Va./Gonzaga College
95	Mason Cholewa	R-Jr.	DL	6-7	305	Pittsburgh, Pa./Montour (UCF)
96	Connor Madden	R-So.	K	6-3	220	Herndon, Va./South Lakes (Bridgewater)
97	Abi Nwabuoku-Okonji	R-So.	DL	6-3	262	Snellville, Ga./South Gwinnett (Minnesota)
98	Harry O'Kelly	Sr.	P	6-1	180	Wynnum, Queensland, Australia/Iona College
99	James Carpenter	R-Fr.	DL	6-1	275	Roanoke, Va./Roanoke Catholic

Coaching Staff:

Head Coach: Curt Cignetti – Second Season

Defensive Coordinator/Defensive Ends: Corey Hetherman – Second Season

Offensive Coordinator/Quarterbacks: Shane Montgomery – Second Season

Offensive Line/Assistant Head Coach: Damian Wroblewski – Second Season

Cornerbacks: Matt Birkett – Second Season

Special Teams Coordinator/Tight Ends: Grant Cain – Second Season

Linebackers/Co-Defensive Coordinator: Bryant Haines – Second Season

Wide Receivers/Recruiting Coordinator: Mike Shanahan – Second Season

Safeties: Eddie Whitley Jr. – First Season

Defensive Tackles: Marcus Hall-Oliver – First Season


Running Backs: John Miller – First Season

Director of Strength & Conditioning: Derek Owings – First Season

Director of Football Operations/Pro Scout Liaison: James Ferguson – Second Season



Curt Cignetti
Head Coach



The Head Coach

Curt Cignetti became the eighth head coach in JMU football history on December 14, 2018.

Cignetti has climbed the ladder throughout a 37-year football coaching career that has included multiple Football Bowl Subdivision (FBS) stops and an 81-28 record (.743) in nine years as a head coach, six at NCAA Division II Indiana University of Pennsylvania followed by two at Elon before taking the reins of the JMU program in 2019.

In his first season at the helm, Cignetti guided the Dukes to a 14-2 record and earned a trip to the NCAA Division I Championship game. The Dukes reeled off 14 consecutive wins after a narrow 20-13 defeat in the season opener at Big 12 foe West Virginia. JMU captured the Colonial Athletic Association outright championship with a perfect 8-0 record. It has notched eight nationally-ranked wins, including three against the top 10.

The Dukes led the country in total defense (270.2) while also ranking third in scoring offense (40.0), scoring defense (15.7) and rushing defense (74.8) and 10th in both total offense (465.8) and rushing offense (242.9). A total of 10 players earned All-America status this season under his leadership and a record 17 were named All-CAA, including Players of the Year Ron'Dell Carter and Ben DiNucci.

Carter, the STATS FCS Buck Buchanan Award runner-up, was a Consensus First Team All-American, while DiNucci, Liam Fornadel, John Daka, Dimitri Holloway, D'Angelo Amos, Ethan Ratke, Adam Smith, Percy Agyei-Obese and Mac Patrick earned All-America laurels.

Prior to his hiring at JMU, Cignetti paced the sidelines as head coach at Elon, amassing a 14-9 record in two seasons after inheriting a program that went 12-45 in the previous five campaigns. The Phoenix qualified for the FCS Playoffs in both 2017 (8-4) and 2018 (6-5) to attain just the second and third Division I playoff appearances in program history (2009).



The Phoenix achieved a six-win turnaround in Cignetti's first season, going 8-4 after a 2-9 ledger the year prior. Cignetti was named Colonial Athletic Association Coach of the Year as Elon finished second in the CAA, at 6-2, dropped a tough 28-27 decision to Furman in the First Round of the FCS Playoffs and finished 20th in the national rankings.

In 2018, Elon went 6-4 in the regular season before dropping a 19-7 decision at #12 Wofford in the playoffs to finish 6-5. Elon's other losses came to FBS South Florida and against three CAA teams that qualified for the playoffs. All three losses also came after injuries impacted key performers at quarterback and running back. Elon's season was highlighted by the ninth-ranked Phoenix winning at No. 2 JMU 27-24 in October to achieve the program's first-ever win over an FCS top-five opponent and becoming the first CAA team to beat the Dukes following a streak of 22 straight JMU wins over league foes.



The Head Coach



Walking in the footsteps where his father coached for 20 years, Cignetti earned his first head coaching job at IUP and went 53-17 in six seasons with three appearances in the Division II playoffs and four top-25 finishes in the national rankings. The Crimson Hawks went 33-11 in the Pennsylvania State Athletic Conference after going 4-10 in the two seasons prior to Cignetti's arrival. IUP was 4-3 in its three NCAA appearances during his tenure and finished as high as 12th in the 2016 final rankings.

An offensive-minded assistant coach at the FBS level for 27 seasons, Cignetti was an original member of Nick Saban's first coaching staff at Alabama, filling the role of recruiting coordinator and wide receivers coach for 2007 through 2010. He was part of a staff that returned the Crimson Tide to national prominence, going 12-2 in their second season in 2008 while Cignetti concurrently compiled the nation's top-ranked recruiting class. Alabama went undefeated as national champions the following season in 2009, the only undefeated final record during Saban's run in Tuscaloosa, pending the conclusion of the 2018 campaign. Alabama went 10-3 in Cignetti's final season before he earned his first head coaching job at IUP.

Cignetti joined the staff at Alabama after spending seven seasons (2000-06) as the recruiting coordinator at North Carolina State while also coaching tight ends from 2000-02 and 2005-06 and quarterbacks during the 2003 and 2004 campaigns. NC State qualified for five bowl games during that time, including the 2002 Gator Bowl, when the team set a school record with 11 victories. One of his last recruits before moving to Alabama was quarterback Russell Wilson, who played at NC State before moving on to Wisconsin as a senior.

The first recruiting coordinator role for Cignetti came during a seven-year stint (1993-99) at Pittsburgh. He also coached the Panthers' tight ends and quarterbacks at various times under College Football Hall of Fame head coach Johnny Majors. Cignetti began his coaching career as a graduate assistant at Pitt during the 1983 and 1984 seasons and was part of the team's Fiesta Bowl participant his first year. He coached quarterbacks and receivers at Davidson in 1985 and was the quarterbacks coach at Rice (1986-88) and Temple (1989-92).

A quarterback letter winner at West Virginia, Cignetti is a 1982 graduate of WVU with a bachelor's degree in business administration. He is married to the former Manette Lawer. Curt and Manette have three children: Curtis John, Carly Ann and Natalie Elise, who was an honorable mention All-American in volleyball at IUP.

The sport of football runs deep in the Cignetti family. His father, Frank Cignetti, is a member of the College Football Hall of Fame after playing at IUP and compiling a coaching record of 199-77-1 at West Virginia (1976-79) and IUP (1986-2005). The field at IUP is named in his honor (Frank Cignetti Field @ George P. Miller Stadium).

Nick Saban coached under Frank Cignetti before later employing Curt Cignetti at Alabama. Curt's younger brother, Frank, Jr., is defensive coordinator at Boston College and also worked in the NFL with the Packers, Giants, Rams, 49ers, Saints and Chiefs.

THE CIGNETTI COACHING FILE

COACHING EXPERIENCE

Season	School	Position
1983-84	Pittsburgh	Graduate Assistant
1985	Davidson	Quarterbacks/Wide Receivers
1986-88	Rice	Quarterbacks
1989-92	Temple	Quarterbacks
1993-99	Pittsburgh	Quarterbacks/Tight Ends
2000-06	NC State	Recruiting Coordinator/Quarterbacks/Tight Ends
2007-10	Alabama	Recruiting Coordinator/Wide Receivers
2011-16	Indiana (Pa.)	Head Coach
2017-18	Elon	Head Coach
2019-pres.	James Madison	Head Coach

HEAD COACHING RECORD

Season	School	Record / Conf.	Postseason
2011	Indiana (Pa.)	7-3 / 5-2	
2012	Indiana (Pa.)	12-2 / 6-1	NCAA Division II Quarterfinals
2013	Indiana (Pa.)	9-2 / 5-2	
2014	Indiana (Pa.)	6-5 / 5-4	
2015	Indiana (Pa.)	9-3 / 6-1	NCAA Division II Second Round
2016	Indiana (Pa.)	10-2 / 6-1	NCAA Division II Second Round
2017	Elon	8-4 / 6-2	NCAA FCS First Round
2018	Elon	6-5 / 4-3	NCAA FCS First Round
2019	James Madison	14-2 / 8-0	FCS Championship Game
Totals	9th Season	81-28 / 51-16	

2020-21 JMU Coaching Staff



Corey Hetherman

Defensive Coordinator/ Defensive Ends Second Season

Corey Hetherman was hired on Dec. 20, 2018 as James Madison University's defensive coordinator and defensive ends coach.

In his first season, he guided one of the nation's top defensive units, which led the FCS in total defense (270.2) and first-down defense (14.56) and ranked third in rushing defense (74.8).

JMU's defense also ranked third nationally in third-down defense (30%), third in scoring defense (15.7), fifth in tackles for loss (8.5), sixth in pass efficiency defense (111.83), seventh in interceptions (17), 11th in takeaways (26) and 12th in sacks (2.94).

The Dukes also ranked second in the CAA in pass defense (195.4), turnover margin (0.62) and fourth-down defense (42.9%).

Four defenders earned All-America accolades, highlighted by consensus All-American Ron'Dell Carter, who was the runner-up Buck Buchanan Award. John Daka, who finished seventh in the voting for the Buchanan, earned First Team All-America honors from STATS, and both Dimitri Holloway and Adam Smith each earned multiple All-America awards.

A total of eight Dukes on the defensive side of the ball were named All-CAA, as Carter was voted CAA Defensive Player of the Year. Joining him on the First Team were Daka, Holloway, Smith and D'Angelo Amos. Rashad Robinson was a Second Team selection and both Mike Greene and Landan Word were Third Team members.

Hetherman's defensive ends unit combined for 60 tackles for loss, 29.5 sacks and 26 quarterback hurries, paced by John Daka's nation-leading 28 TFL and 16.5 sacks. Carter also contributed 27 TFL and 12 sacks.

Hetherman came to JMU after spending the previous four seasons at Maine (2015-18), where he led the defensive line and served as the defensive coordinator for three of his four seasons in Orono.

He quickly turned Maine into a defensive power in the FCS, which included leading the league in six categories in 2018, highlighted by the FCS-leading rushing defense (79.2). Maine also ranked second nationally in sacks (47). The Black Bears led the CAA in yards per carry allowed (2.4), interceptions (18), fumble recoveries (13) and fumbles for a touchdown (3) while ranking second in third-down defense (28.4%) and fourth in total defense (313.1).

Hetherman guided six Maine defenders to All-CAA status, led by All-Americans Sterling Sheffield and Manny Patterson. Two members of his defensive line, Kayon Whitaker and Charles Mitchell, also earned all-conference laurels.

In 2017, Maine led the CAA on third down (27%). Whitaker developed in his first year as a starter to all-conference stats after ranking fourth in tackles for loss (14.0) and seventh in sacks (8.5). His first year leading Maine's Black Hole defense, he helped mentor all-conference lineman Pat Ricard to the NFL after he ranked second in the conference in tackles for loss and fifth in sacks.

Hetherman's 2015 defensive line gave way to Maine ranking second in the CAA in rushing defense (110.8). They also ranked second in the CAA in sacks (32). Two linemen earned First Team All-CAA status in Trevor Bates and Ricard. The duo combined for 31.0 TFL and 14.5 sacks, as Bates would later be a seventh-round draft pick to the Indianapolis Colts in the 2016 NFL Draft.

He also had coaching stops at Pace University (2014), Old Dominion (2010-13), Northeastern (2009), Springfield College (2007-08) and overseas with the Wuerzburg Panthers.

Hetherman was a three-year starting quarterback at Fitchburg State and 2005 team captain. He went 21-11 as a starter, leading the team to a pair of MASCAC titles, two NEFC championship games and a berth in two ECAC bowl games. Prior to his coaching career, he spent one year with the Carinthian Black Lions of the Austrian Football League before a season with Wuerzburg in the German Football League.

Hetherman graduated from Fitchburg State with a bachelor of science in secondary education.



Shane Montgomery

Offensive Coordinator/ Quarterbacks Second Season

Shane Montgomery was hired on Dec. 28, 2018 as James Madison University's offensive coordinator and quarterbacks coach.

In his first season, he called plays for one of the FCS' top-ranked offenses, which ranked third in scoring (40.0) and 10th in total offense (465.8).

The Dukes led the country in completion percentage (70.6%) and fourth-down offense (88.9%) while also ranking second on third down (53.6%), third in first downs (24.81), fourth in pass efficiency (169.44), sixth in the red zone (91.7%), seventh in time of possession (33:14) and 10th in rushing (242.9).

The Dukes also led the CAA in total offensive touchdowns (76), rushing touchdowns (43) and yards per pass attempt (9.1) and was second in yards per carry (5.0).

Four offensive Dukes earned All-America honors, including CAA Offensive Player of the Year Ben DiNucci and Touchdown Club of Richmond Offensive Lineman of the Year Liam Fornadel. Also earning All-America laurels were Percy Agyei-Obese and Mac Patrick.

He also saw eight offensive athletes make the all-conference team. In addition to DiNucci, Fornadel, Agyei-Obese and Patrick, Brandon Polk and Dylan Stapleton were Second Team All-CAA honorees, while Jawon Hamilton and Truvell Wilson were Third Team selections.

Montgomery's quarterbacks group was led by DiNucci, who paced the country in completion percentage and passed for better than 3,400 yards with 29 touchdowns and only six interceptions. The senior signal caller produced a 169.5 passer rating and completed nearly 71% of his passes.

Montgomery brought over 25 years of Division I coaching experience to Harrisonburg, which included four years as an FBS head coach and 14 years as an offensive coordinator at both the FCS and FBS levels.

Montgomery came to JMU after spending the 2018 season as offensive coordinator at Charlotte. Prior to his stint with the 49ers, Montgomery led the offense for eight seasons (2010-17) at Youngstown State. YSU threw and rushed for over 2,000 yards each season. The Penguins achieved the program's top-four outputs of total offense during his tenure (2011, 2016, 2010, 2017) while Montgomery called the plays.

Montgomery helped four-year starter Kurt Hess rewrite the YSU record books during his first four seasons as offensive coordinator. Hess finished his career as the school's all-time leader in completions (706), attempts (1,135), yards (8,925), touchdown passes (75), yards per game (198.4), 200-yard passing games (24), passer rating (144.96), touchdown responsibility (87), four-touchdown passing games (six), total offensive yards (9,459) and total offense per game (210.2).

He was part of YSU's run to the national championship in 2016, which included playoff victories against Samford, at Jacksonville State, versus Wofford and at Eastern Washington before falling to JMU in the title game. That season ended a 10-year playoff drought for the Penguins.

Before Youngstown, Montgomery spent one season as offensive coordinator at Akron (2009) and eight years at Miami (OH), serving as offensive coordinator (2001-04) and head coach (2005-08). He also led the offensive during his four years at the helm.

While at Miami, Montgomery mentored two-time Super Bowl champion quarterback Ben Roethlisberger, who set 21 program records in three seasons before being the 11th overall pick in the 2004 NFL Draft. Roethlisberger threw for over 10,000 yards and 80 touchdowns in his three-year collegiate career. Montgomery was also a two-time finalist for the Frank Broyles Award, which goes to the nation's top assistant coach.

He guided the team to a share of two MAC East division titles (2005, 2007). His first season as head coach saw Miami win five of its last six games, place 11 players on the all-conference team and have seven players move on to the NFL the following season.

Montgomery also had stops at Chattanooga (1993-00) and at NC State (1991-92) where he was a quarterback from 1986-89. He was a three-year starter and led the Wolfpack to two bowl berths, earning Offensive MVP honors at the 1988 Peach Bowl and 1989 Copper Bowl. He was a Second Team All-ACC selection in 1989 and finished his career with over 5,000 passing yards and 31 touchdowns.

He and his wife, Sandy, have two sons, Tanner and Trent. Tanner is a catcher for the Bridgewater baseball team and Trent is a pitcher at Catawba College.



2020-21 JMU Coaching Staff



Damian Wroblewski

*Offensive Line/
Assistant Head Coach
Second Season*

Damian Wroblewski was hired on Dec. 17, 2018 as James Madison University's assistant head coach, working primarily with the offensive line.

In his first season with JMU, Wroblewski guided two offensive linemen to All-America status and three from his corps to all-conference accolades. Liam Fornadel earned First Team All-America honors from the AFCA, STATS and HERO Sports, while Mac Patrick was a HERO Sports Third Team member. The two were joined by Truvel Wilson, a

Third Team All-CAA selection.

Under Wroblewski, the offensive line helped JMU rank third nationally in scoring (40.0) and 10th in total offense (465.8). The Dukes led the FCS in completion percentage (70.6%) and fourth-down offense (88.9%) while also ranking second on third down (53.6%), third in first downs (24.81), fourth in pass efficiency (169.44), sixth in the red zone (91.7%), seventh in time of possession (33:14) and 10th in rushing (242.9).

The Dukes also led the CAA in total offensive touchdowns (76), rushing touchdowns (43) and yards per pass attempt (9.1) and was second in yards per carry (5.0). JMU produced at least 50 points four times and had an average win margin of 24.3 points per game.

Wroblewski came to JMU following a five-year stint at Elon (2014-18), where he led the offensive line.

During his final two seasons in 2017 and 2018, Wroblewski's line helped propel Elon to back-to-back FCS playoff appearances. In 2018, he guided a pair of seniors to All-America status in Oli Udoh and CJ Toogood. Udoh also shined at both the East-West Shrine Bowl and Reese's Senior Bowl to earn a spot at the 2019 NFL Combine.

Elon's offense led the CAA during the regular season and ranked second overall in rushing offense (199.5) and fourth in total offense (373.5). The Phoenix also allowed the fewest sacks of any league team, at 16, which was an improvement of 15 from the year prior.

In 2017, Elon's offense rushed for 164.5 yards per game, which ranked fourth in the CAA was nearly 40 yards better per game than the 2016 campaign. The Phoenix also ranked fourth in total offense, gaining 370 yards per game. That mark was nearly 100 yards better than their 2016 total.

His 2016 offensive line ranked second in the CAA by only allowing 12 sacks on the season.

Wroblewski came to Elon following two seasons as the offensive line coach at Rutgers (2012-13). In 2012, Rutgers allowed just eight sacks all year, ranking eighth in the FBS. Rutgers claimed a share of the Big East Conference championship and earned a trip to the Russell Sports Bowl. The following year, the Scarlet Knights reached the Pinstripe Bowl at Yankee Stadium.

Before Rutgers, Wroblewski spent five seasons leading the offensive line at Delaware (2007-11), where he was also assistant head coach for four years. He additionally served as the recruiting coordinator and run-game coordinator. His time in Newark was highlighted by a pair of appearances in the national championship game.

In 2010 the Blue Hens finished 12-3, won a share of the CAA championship and reached the national championship game after leading the league in first downs and pass efficiency while ranking second in scoring offense, rushing offense and total offense. Andrew Pierce, a two-time all-conference performer and an All-American, amassed 1,655 rushing yards to lead the league.

The Blue Hens also reached the national title in 2007. That season, All-American running back Omar Cuff rushed for a league-high 1,945 yards. With quarterback Joe Flacco, Delaware's offense led the conference in scoring, passing and total offense in 2007.

Wroblewski mentored three All-Americans at UD, including Kheon Hendricks, and worked with future NFL linemen Gino Gradkowski, Mike Byrne and Shea Allard. The offense churned out three 1,000-yard rushers during his five-year stint.

Wroblewski also had stops at Stony Brook (2006), Hofstra (2004-05), Penn (2002-03) and Bryant (1999-02). He won back-to-back Ivy League championships with Penn while posting a 19-1 overall record. At Hofstra, he mentored Willie Colon, who won a Super Bowl title with the Pittsburgh Steelers.

He was a four-year center at Lafayette College, where he was a two-time All-Patriot League selection and earned the team's Stony Jones Award as the team MVP as a senior. He earned his degree in history in 1999.

Wroblewski and his wife, Kara, have one son, Damian, Jr.



Matt Birkett

*Cornerbacks
Second Season*

Matt Birkett was hired on Dec. 29, 2018, as an assistant coach with the James Madison University football program, working primarily with the cornerbacks.

In his first season with the Dukes, Birkett placed one corner on the all-conference team in the form of Rashad Robinson, who earned Second Team All-CAA honors. His cornerbacks group recorded four interceptions, aiding in JMU leading the conference and ranking seventh in the FCS with 17. JMU's

defense also ranked second in the CAA and 27th nationally in pass defense (195.4). His corners additionally accumulated 8.5 tackles for loss, 23 pass breakups and a fumble recovery.

Birkett came to JMU following a seven-year stint on the Maine football staff, which included five on the defensive side of the ball. He was defensive backs coach for the 2017 and 2018 seasons, while also leading the cornerbacks for three years (2014-16) and running backs (2013) and tight ends (2012) for one season each.

Over the past two years, he was part of leading Maine's defense to ranking as one of the nation's best at the FCS level. In 2018, the Black Bears turned in their best season in program history, winning the CAA championship, reaching the FCS semifinals for the first time ever while leading the league in six defensive categories.

Maine ranked sixth nationally with a CAA-best 18 interceptions Birkett guided Manny Patterson to First Team All-CAA and Second Team All-America status after he led the conference for the second straight year with 22 pass breakups and 25 total passes defended, which was good for third in the entire FCS. Patterson was also a Second Team selection in 2017 after tallying a CAA-high 17 breakups. He also coached freshman Katley Joseph, who ranked second in the CAA with 12 pass breakups and 13 passes defended in 2018.

In 2017, he mentored one of Maine's most veteran units, leading the Black Bears to 11 interceptions. The 2016 season saw Najee Goode earn Third Team All-CAA honors after he ranked tied for third in the conference with three forced fumbles and nine passes defended, which included a pair of interceptions.

In 2015, he mentored a young cornerback tandem, which assisted Maine to ranking third in the CAA in total defense (316.8). Maine produced 12 interceptions, including five coming from the corners. In his first season working with the corners in 2014, he helped the Black Bears to a No. 2 ranking in the CAA in total defense, which was also 15th nationally. They also led the league and ranked eighth in the FCS in defensive pass efficiency while placing second in the league in pass defense (172.2) and producing 14 interceptions. That season produced an all-conference selection in Axel Ofori.

Birkett's running backs rushed for 174.5 yards per game and tallied 21 scores in 2013. He guided three backs to over 500 rushing yards that season and Nigel Jones ranked tied for fifth in the CAA with eight rushing scores. In his first season on staff at Maine, Birkett coached Justin Perillo, who was an All-CAA selection and finished second on the team with five receiving touchdowns before signing a contract with the Green Bay Packers.

Birkett came to Maine following one season at Chaminade High School in California, where he was defensive backs coach, helped the team to a 10-2 record while reaching the 2011 California Interscholastic Federation semifinals. He also had stops at UCLA (2010), Pac-Five High School in Hawaii (2008-09), Rindge and Latin High School in Massachusetts (2007).

He is a 2003 graduate of Edinboro College, where he led the Scots to a Pennsylvania State Athletic Conference championship. He also played at Rhode Island where he named the team's co-MVP in 1999.

Birkett and his wife Sara have two sons, Justus and Massai, and two daughters, Siena and Mischa.



2020-21 JMU Coaching Staff



Grant Cain

*Special Teams Coordinator/
Tight Ends
Second Season*

Grant Cain was hired on Jan. 3, 2019, as an assistant coach with the James Madison University football program, working primarily with the tight ends. He additionally serves as the team's special teams coordinator.

In his first season at JMU, Cain helped mold the Dukes' special-teams corps into a national power, leading the country with nine blocked kicks and ranking sixth in kickoff return, at 24.16 yards per

attempt.

JMU's Ethan Ratke kicked a JMU and CAA single-season record 27 field goals in 2019, aiding in JMU ranking fifth in the red zone (91.7%), sixth in field goals made, 16th in the FCS in punt returns (12.76) and 25th in punt defense (5.67), all of which paced the conference.

Ratke was named Third Team All-American and First Team All-CAA place kicker, while tight end Dylan Stapleton earned Second Team All-CAA accolades. His tight ends group combined for 41 receptions, 490 receiving yards and three touchdowns while also serving blocking duties in the run game, which ranked 10th nationally (242.9). Cain came to JMU after spending the previous six seasons on the staff at Mercer where he led the special teams unit and inside linebackers (2013-18). He was also assistant head coach in 2017 and 2018, seasons in which the Bears were one of the nation's top teams in terms of special teams.

During the 2018 season, Cain guided the Bears to top-12 rankings nationally in four statistical categories, which included leading the country in net punting (40.58). He mentored Matt Shiel to the eighth-best punting average (43.6) in the FCS. Mercer also led the Southern Conference and ranked ninth nationally in kick-return average (25.57) while ranking 12th in both punt-return average (14.17) and punt-return defense (4.35).

In 2017, the Bears paced the nation in kick-return defense while also ranking 10th in punt-return average and 18th in kick returns. Mercer produced top-15 rankings on special teams in five of his six seasons. That season also marked the fourth straight season the team had at least 21 turnovers, registering 25. The Bears also led the country with 16 fumble recoveries.

Mercer led the SoCon and ranked sixth nationally with 13 fumble recoveries in 2016. The year prior, the Bears led the league in scoring defense, at 21.6 points per game while forcing a SoCon-leading 21 turnovers.

In 2014, Cain's group led a defense that ranked second in the conference in forced turnovers and fourth in total defense. That season, Tyler Ward set the program's single-game record with 18 tackles and eclipsed the 100-tackle mark to earn All-SoCon honors. On special teams, Chandler Curtis led the nation in 2014 with four returns for a touchdown to earn the team's first All-America accolade in school history. In his first season, Mercer ranked second in the FCS in rushing defense, as the linebackers produced two of the four top tacklers, led by Tyler Ward's 101 tackles and 10.5 tackles for loss.

Cain came to Mercer following a seven-year stint at Coastal Carolina (2005-12), where he held various positions with the Chanticleers. After beginning his CCU career as a graduate assistant, he became a full-time assistant in 2007, being appointed the outside linebackers coach. Coastal ranked among the nation's top-23 programs in tackles for loss in 2007, led the conference in TFL's in 2009 and paced the league in sacks in 2009.

During his time in Conway, Cain was part of three Big South Conference championships (2005, 2006, 2010). He also contributed with instructing the special teams unit while at Coastal and also held a role with the inside linebackers.

Cain is a 2003 graduate of Catawba, where he earned a bachelor's degree in business administration. He also received a master's degree in instructional technology from Coastal Carolina in 2007.

Cain is married to the former Shauna Koontz, and they have two sons, Caleb and Samuel.



Bryant Haines

*Linebackers/
Co-Defensive Coordinator
Second Season*

Bryant Haines was hired on Dec. 17, 2018, as an assistant coach with the James Madison University program, working primarily with the linebackers. He additionally serves as the team's co-defensive coordinator.

In his first season with the Dukes, Haines mentored two linebackers to all-conference honors, one of which would later earn All-America accolades.

Dimitri Holloway earned spots on three All-America teams, including Second Team laurels from the Associated Press and HERO Sports. A First Team All-CAA selection, Holloway was joined by Third Team All-CAA pick Landan Word.

His linebackers combined for 28 tackles for loss, 5.5 sacks, 12 pass breakups, two interceptions and three fumble recoveries.

His group aided in JMU ranking first nationally in total defense (270.2) and first-down defense (14.56) while also placing third in scoring defense (15.7), rushing defense (74.8) and third-down defense (.300) and fifth in tackles for loss (8.5).

Haines came to JMU following two seasons at Elon, where he also led the Phoenix's linebacking corps. This is the third school Haines has been under Curt Cignetti, as he also coached on his staff at Indiana (Pa.).

He mentored Warren Messer to back-to-back seasons on the All-CAA First Team, which included him earning All-America accolades in both seasons. Messer ranked fourth in the CAA with 8.5 tackles per game and fifth in interception return yards, at 86, during his senior campaign. Bryant also coached Matt Baker to Third Team All-CAA status in 2018 after he ranked tied for seventh in the conference with 7.5 sacks.

Prior to Elon, Haines spent the 2016 season as the linebackers coach at UC Davis where he helped Nas Anesi to Second Team All-Big Sky honors.

Before UC Davis, Haines was on Cignetti's staff at IUP for two seasons (2014-15). During his time there, he helped the Crimson Hawks lead the Pennsylvania State Athletics Conference in scoring defense, total defense, third-down defense and red-zone defense in 2015. IUP was fourth among all Division II teams in rushing defense in 2014 and 13th nationally in 2015.

Prior to joining Cignetti the first time, he worked with the Ohio State linebackers in 2013, a year in which the Buckeyes finished with an undefeated 12-0 record. He also had stops at Indiana (2012), Adrian College (2010-11) and Manchester College (2009).

Haines was a linebacker at Ball State, where he was one of the nation's top defenders. He earned College Football News Second Team Freshman All-America honors in 2005 and was later named to the to the All-Mid American Conference Team and the watch list for the Dick Butkus Award in 2008, which is given annually to the top linebacker in the FBS.

He is a 2009 graduate from BSU, where he earned a bachelor's degree in general studies.



2020-21 JMU Coaching Staff



Mike Shanahan

Wide Receivers/ Recruiting Coordinator Second Season

Mike Shanahan was hired on Dec. 17, 2018, as an assistant coach with the James Madison University program, working primarily with the wide receivers. He additionally serves as the program's recruiting coordinator.

In his first season with the Dukes, Shanahan coached Brandon Polk to Second Team All-CAA status, as he turned in one of the best single-season performances in school history. Polk and

running back Percy Agyei-Obese became the first JMU tandem to have 1,000 receiving yards and 1,000 rushing yards in the same season.

Polk ranked second in JMU single-season history with 74 receptions, 1,179 receiving yards and 11 touchdowns. He ranked fourth in the CAA in receiving scores, eighth in receiving yards per game (73.7) and ninth in receptions per game (4.62).

Riley Stapleton, who had 65 catches for 788 yards and 10 scores, ranked sixth in the CAA in receiving touchdowns and seventh in receptions per contest (5.0). Stapleton ranked third in JMU single-season history in both receptions and receiving TDs and eighth in receiving yards.

JMU's receivers recorded 26 touchdowns through the air, aiding in the Dukes leading the country in completion percentage (70.6%) and ranking fourth in pass efficiency (169.44) and 10th in total offense (465.8).

Shanahan came to JMU following two seasons at Elon, where he also led the receiving unit for the Phoenix.

In his first year at Elon, he guided Kortez Weeks to Third Team All-CAA and Freshman All-America accolades. Weeks led three Phoenix receivers over 500 yards that season, including his team-high 709. The receivers aided in Elon averaging more than 50 passing yards per game from 2016 to 2017, tallying 205.5 receiving yards per outing.

In 2018, Cole Taylor was one of the league's top deep-threat receivers, as he averaged 16.9 yards per catch, which ranked fifth in the CAA. He led the squad with 524 receiving yards, while Weeks was second with 484 yards.

Shanahan followed Cignetti to Elon after spending the 2016 season as his wide receivers coach at Indiana (Pa.). In his lone season at IUP, Shanahan helped Walt Pegues to Second Team All-PSAC honors. Pegues ranked 11th in NCAA Division II with 94.1 receiving yards per game.

IUP finished the 2016 campaign at 10-2 overall, finishing the year ranked 12th after advancing to the second round of the NCAA Division II Playoffs.

Prior to IUP, Shanahan spent two seasons at Pittsburgh (2014-15). While at Pitt, he worked primarily with the receivers, guiding NFL prospect Tyler Boyd to First Team All-ACC honors with 91 catches for 926 yards and six scores in 2015. He was part of a Panthers' team that went 8-5 and advanced to the Military Bowl that year.

He also saw time coaching alongside offensive coordinator and quarterbacks coach Jim Chaney during spring practice as he transitioned from a volunteer coach in 2014 to the offensive graduate assistant.

Shanahan graduated from Pitt in 2012 after four years on the gridiron where his 159 receptions and 2,276 yards both rank in the top 10 in school history. A four-year letterman and two-time team captain, Shanahan earned Second Team All-Big East honors in 2012 after catching 62 passes for 983 yards and six touchdowns while helping the Panthers to a BBVA Compass Bowl appearance.

He was also a four-time All-Big East Academic Team selection and was the recipient of Pitt's annual Senior of Distinction Award.

After graduation, Shanahan had stints as a member of the New York Jets and Tampa Bay Buccaneers' preseason squads. He was also a member of the Montreal Alouettes of the Canadian Football League as a wide receiver and tight end.

Shanahan earned Associated Press first team Class AAAA All-State honors as a high school senior. He earned both his bachelor's and master's degrees from Pitt as he studied history as an undergrad and social studies education as a grad student.



Eddie Whitley

Safeties First Season

Eddie Whitley Jr. was hired on Feb. 4, 2020, as an assistant coach with the James Madison University program, working primarily with the safeties.

Whitley comes to JMU after spending the last three seasons at nearby Bridgewater College, where he was the secondary coach and pass defense coordinator.

His time with the Eagles was highlighted by their 2019 season, in which they finished 10-1, won the

Old Dominion Athletic Conference championship and advanced to the NCAA Division III Football Championship for the first time since 2005.

BC's defense ranked ninth in Division III and led the ODAC in scoring defense (13.4). It ranked 12th in pass efficiency defense (100.25), which was an improvement of 118 spots from the year prior. The Eagles were also 19th in turnover margin (+1.09) and 22nd in total defense (281.8). He coached three players to all-conference status in safety Matt Dang and cornerbacks Chase Rosenthal and Luke Barnum. Both Dang and Rosenthal also earned all-region honors.

In his second year in 2018, Bridgewater finished 6-4 and he mentored Dang and cornerback Davonta Womack to All-ODAC honors. His first season also saw cornerbacks Isaac Evans and Josh Brooks earn all-conference laurels.

While at BC, Whitley worked with the Washington Redskins during OTAs in 2018 as part of the Bill Walsh Diversity Coaching Fellowship, working with his former safeties coach at Virginia Tech, Torrian Gray.

Prior to his coaching career, Whitley spent time with five different NFL franchises, originally being signed by the Dallas Cowboys as a rookie free agent out of college. He also had stints with the San Francisco 49ers, Philadelphia Eagles, New Orleans Saints and Arizona Cardinals. Whitley also played one season in the CFL with the Toronto Argonauts.

Whitley is a 2012 graduate of Virginia Tech, where he was an All-ACC performer and captain for the Hokies. He was a Second Team All-ACC honoree as a senior in 2011. He played in 54 career games during his career (2008-11) and was part of VT's 2008 and 2010 ACC championship teams.



2020-21 JMU Coaching Staff



Marcus Hall-Oliver

Defensive Tackles First Season

Marcus Hall-Oliver was hired on Feb. 10, 2020, as an assistant coach with the James Madison University program, working primarily with the defensive tackles.

Administratively, Hall Oliver is a member of the JMU Diversity & Inclusion Committee, where serves chair for the community relations sub-committee.

Hall-Oliver came to JMU after spending the 2019 season at Indiana out of the Big Ten Conference,

where he was a defensive graduate assistant with the defensive line. In his one season with the Hoosiers, the team finished 8-5 and reached the TaxSlayer Gator Bowl.

Prior to his stop in Bloomington, Hall-Oliver was defensive line coach and defensive run-game coordinator for the 2017 and 2018 seasons at Division II University of Sioux Falls. During his time there, he helped the Cougars to a 16-7 record, reaching the NCAA Division II Central Region title game in 2017. The 2017 team ranked second nationally in both scoring defense (12.5) and total defense (244.3), third in rushing defense (67.8) and ninth in sacks (3.33).

Hall-Oliver also spent two seasons at Eastern Michigan (2015, 2016) as a defensive graduate assistant. He worked primarily with defensive line and linebackers while in Ypsilanti, helping the Eagles become bowl eligible for the first time 21 years in 2016, reaching the Popeye's Bahamas Bowl.

He began his coaching career at his alma mater, Division II powerhouse Minnesota State in Mankato. After finishing his playing career, he was a student coach in 2013 with the linebackers before being elevated to a graduate assistant with the cornerbacks in 2014. Hall-Oliver and the Mavericks reached the Division II national championship game in 2014, going 14-1 on the year.

A two-year letterwinner at MSU, Hall-Oliver was a two-time First Team All-NSIC selection in 2011 and 2012 and Honorable Mention All-American in his senior season. He helped the Mavericks reach the 2012 national semifinals and led the team in tackles in 2011 at the linebacker position. He began his collegiate career at Nebraska-Omaha, where he started the 2009 and 2010 seasons.

Hall-Oliver is a 2014 graduate of Minnesota State, where he earned his bachelor's degree in sports management. He also gained his master's in sports management from Eastern Michigan in 2016.



John Miller

Running Backs First Season

John Miller was hired on Jan. 19, 2021, as an assistant coach with the James Madison University program, working primarily with the running backs.

Miller, a 2018 graduate of JMU, was a standout athlete for the Dukes from 2014-17, which included him being voted 2017 Colonial Athletic Association Special Teams Player of the Year.

Miller returns to his alma mater after spending the previous two seasons as offensive quality control coach at the University of Texas. While with the Longhorns, he worked primarily with the wide receivers. In that role, he was responsible for defensive film breakdown, scouting reports, pass-game plan drawings and self-scout while also assisting daily operations with the receivers.

He helped coach a pair of Longhorns to the NFL ranks in 2020 in Devin Duvernay, a third-round pick to Baltimore, and Collin Johnson, a fifth-round selection to Jacksonville. Miller also worked with a pair of former JMU coaches at Texas in Everett Withers and Drew Mehringer.

Prior to Texas, Miller had a short stint during the 2019 spring season at ECU, where he was an offensive graduate assistant with the receivers and tight ends. He began his coaching career with the Dukes, serving as a grad assistant during the 2018 season and working with the same position groups.

As a student-athlete, Miller helped JMU to back-to-back appearances in the national championship game, which included winning the 2016 title. In addition to him being Special Teams Player of the Year as a senior, Miller was a First Team All-CAA punt returner in 2017.

He finished his career with 86 receptions for 865 yards and five touchdowns in 46 games played. He also scored a pair of touchdowns on punt return and ranks tied for eighth all-time at JMU with 489 punt-return yards. Miller began his career as a running back, accruing 473 rushing yards and five scores.



2020-21 JMU Coaching Staff



Derek Owings

Director of Strength & Conditioning First Season

Derek Owings was hired as JMU's as Director of Strength of Conditioning/APC on Sept. 15, 2020. In this role, Owings will oversee the strength program for the football team.

Owings comes to JMU after nearly a two-year stint at Texas Tech, where he was Associate Strength & Conditioning Coach with the Red Raider football team. Prior to TTU, he spent one year as Assistant

Director of Sports Performance with football at the University of Central Florida.

In both roles, Owings built and utilized position specific workouts, beginning with the demands of on-field performance. He also coordinated all GPS data both for the Red Raiders and Golden Knights.

Owings was lead strength coach for the wide receivers, running backs, tight ends, defensive backs and linebackers at Texas Tech. While at UCF, he oversaw the receivers, running backs, defensive backs and specialists. He also assisted in return-to-play protocols for injured athletes and integrated methods to maximize movement efficiency, injury prevention and rapid recovery this past year in Lubbock.

Before his time at UCF, he was a graduate assistant from 2016-18 at Utah State. Owings also served intern roles at Mercer and Michigan, as well as at Barwis Methods in Plymouth, Mich.

Owings joined the coaching profession following his playing career at Mercer (2014-15), where he was an Academic All-SoCon selection. He also began his career at Eastern Michigan (2012-13).

He graduated from Mercer in 2016 with a Bachelor of Arts in sports management and later earned his Master's of Education in Physical and Sport Education at Utah State in 2018.

Owings holds the following certifications: CSCS-NSCA, USAW-Level 1, Running Mechanics Professional Level 1 and 2, Metabolic Analytics Practitioner, FRCms, Precision Nutrition Level 1, Body Type Nutrition as well as CPR and AED - ARC.



James Ferguson

Director of Football Operations Second Season

James Ferguson was hired on Dec. 18, 2018 as James Madison University's director of football operations. He additionally added the title of pro scout liaison in January 2020.

Ferguson came to JMU after spending the last four years on Cignetti's staff, including two seasons at Elon in the same role and two at Indiana (Pa.) as an assistant.

Most recently, he was director of football operations at Elon for the 2017 and 2018 seasons.

In his role, Ferguson is responsible for the day-to-day operations of the JMU football program, providing direct support to Coach Cignetti and staff, both on campus and around the community. He also coordinates and schedules team travel and meetings and serves as a liaison to other departments within the university as it pertains to the team and student-athletes.

Prior to Elon, Ferguson served as an assistant at Indiana (Pa.), working with the offensive line while obtaining his master's degree. The Crimson Hawks ranked fourth nationally in NCAA Division II in rushing offense in 2016. In Ferguson's two seasons at IUP, the program went 19-5 (12-2 conference) and made a pair of NCAA Division II Playoff appearances. In 2016, the team ended the season ranked 12th in the nation.

He also spent time as a volunteer assistant scout and camp operations intern with the Buffalo Bills.

Ferguson earned his bachelor's degree in mass media and journalism and communication studies from Clarion University in 2014. He is also a 2016 graduate of IUP, where he earned his master's degree in sports management.



2020-21 JMU Players



2020-21 JMU Players



Isaac Ukwu

0

R-Jr. | DL | 6-3 | 242
Riverdale, Md.
Avalon HS

2019 AS A REDSHIRT SOPHOMORE: Missed entire season due to preseason injury... CAA Football Commissioner's Academic Honor Roll (Fall 2019, Spring 2020)... President's List (Fall 2019).

2018 AS A REDSHIRT FRESHMAN: Played in three games... Had four total tackles (two solo), to go with a half tackle for loss... Had two tackles against Robert Morris (Sept. 13)... President's List (Spring 2019)... CAA Football Commissioner's Academic Honor Roll (Spring 2019).

2017 AS A FRESHMAN: Redshirted to retain a year of eligibility... Dean's List (Fall 2017)... CAA Football Commissioner's Academic Honor Roll.

HIGH SCHOOL: MPSSAA 4A First Team All-State as a junior and senior... Honorable Mention All-Metro as a senior... First Team All-Conference as a junior and senior... First Team All-Montgomery County as a junior... Helped Wise to 4A state championship in 2016 with a perfect 14-0 record... Participant in Maryland Crab Bowl... Big 33 Elite 100 selection... Wise finished 2016 ranked No. 25 by USA Today.

PERSONAL: Full name is Isaac Ukwu... Son of George and Ibitubo Ukwu... Has three brothers, Brian, Felix and Miles, and two sisters, Tracy and Helen... Majoring in computer science.

Ukwu Statistics

TACKLES	GP	Solo	Asst	Total	TFL-Yds	Sacks-Yds	INT	PD	FF	FR	BLK	QBH
2018	3	2	2	4	0.5-1	0-0	0	0	0	0	0	0



Scott Bracey

1

R-Sr. | WR | 6-2 | 206
Richmond, Va.
Benedictine College Prep (Duke)

PRIOR TO JMU: Transferred to JMU from Duke where he spent four seasons (2016-19)... Graduated in June 2019 with a degree in sociology and a certificate in markets and management... Played 32 career games with the Blue Devils, making 10 starts as a redshirt junior in 2019... Made 32 catches for 270 yards and two touchdowns...

Tallied 21 receptions for 270 yards and a pair of scores in 2019... Had three catches for 27 yards in 2018 and eight grabs for 73 yards in 2017... Redshirted his true freshman season in 2016... Career highs of five catches for 62 yards with a touchdown at UNC in 2019... Also caught a touchdown pass at Virginia... Had three catches for 50 yards against North Carolina A&T in 2019... Career-long 37-yard catch in 2019 opener against Alabama... Three games with three or more receptions... Named to ACC Academic Honor Roll three times (2016-18) and to ACC All-Academic Team in 2019.

HIGH SCHOOL: Four-year letterman at Benedictine High School in Richmond... Consensus four-star prospect out of high school... USA Today High School Sports American Family Insurance All-USA Virginia Second Team as a senior... VISAA and Richmond Times-Dispatch Offensive Player of the Year... VISAA Division I First Team All-State selection as a sophomore (WR), junior (ATH) and senior (QB) and Honorable Mention as a freshman (WR)... Metro Player of the Year as a junior... First Team All-Metro as a sophomore, junior and senior... Helped Benedictine to consecutive VISAA Division I state championships in 2014 (10-2) and 2015 (11-2)... Rushed for 1,112 yards and nine touchdowns while throwing for 1,353 yards and 20 touchdowns with only three interceptions as a senior... Also caught 14 passes for 189 yards... Accumulated more than 1,800 yards as a junior, rushing for 609 yards and eight touchdowns, passing for 1,044 and nine scores and tallying 220 receiving yards and two TDs... Recorded 51 catches for 886 yards and seven touchdowns as a sophomore... Dual-sport athlete who also lettered in track and field.

PERSONAL: Full name is Franklin Scott Bracey... Son of Rob and Jean Bracey... Has a brother, Quin... His father played basketball at Valdosta State... His brother played football at Norfolk State... His cousin, Kendall James, played football at Maine and professionally with the NFL's Minnesota Vikings, Cleveland Browns, Detroit Lions and New York Jets and AAF's San Diego Fleet... Intends to pursue master's degree in sport and recreation leadership at JMU.



Que Reid

1

R-So. | S | 5-11 | 199
Concord, N.C.
Jay M. Robinson HS

2019 AS A REDSHIRT FRESHMAN: Played in all 16 games... Had 21 total tackles (11 solo), to go with 3.0 tackles for loss, one forced fumble, one interception and two pass breakups... Produced a season-high five tackles, a tackle for loss and an interception against Morgan State (Sept. 14)... Had four tackles against New Hampshire (Nov. 9)... Had a TFL at both Chattanooga (Sept. 21) and at Elon (Sept. 28)... Tallied two or more tackles in five games.

2018 AS A FRESHMAN: Redshirted to retain a year of eligibility.

HIGH SCHOOL: South Piedmont Conference Defensive Player of the Year as a senior... Unanimous pick for the Independent Tribune Defensive Player of the Year as a senior... All-Conference as a senior... Team's Defensive Player of the Year as a senior... Helped Robinson to 12-3 record as a senior, advancing to the 3A state semifinals... Advanced to second round of 3AA playoffs as a sophomore and junior... Conference champion as a senior... Recorded 108 tackles, 6.0 tackles for loss, three forced fumbles, two fumble recoveries, seven interceptions and nine pass breakups as a senior... Despite injury as a junior, rushed for 341 yards and five touchdowns, to go with 94 receiving yards and two scores... Ran for over 1,000 yards as a sophomore... Honor roll student.

PERSONAL: Full name is Enquiren "Que" Lamont Reid... Son of Lamont Reid and Torie Chapmon... His father played football at NC State... Majoring in sport and recreation management.

Reid Statistics

TACKLES	GP	Solo	Asst	Total	TFL-Yds	Sacks-Yds	INT	PD	FF	FR	BLK	QBH
2019	16	11	10	21	3.0-4	0-0	1	3	1	0	0	0



Austin Douglas

2

R-Fr. | RB | 5-11 | 202
Alpharetta, Ga.
Mount Vernon School

2019 AS A FRESHMAN: Played in four games, retaining a year of eligibility with four-game redshirt rule... Had 25 carries for 90 yards with a long of 11... Also had three receptions for 26 yards and a touchdown... Season-high 52 total yards against Saint Francis (Sept. 7), rushing for 33 yards and making a 19-yard touchdown catch... Also ran for 27 yards against Morgan State (Sept. 14)... Made two receptions at West Virginia (Aug. 31).

HIGH SCHOOL: Class A Private All-State as a senior... 5-A Region Offensive Player of the Year as a senior... Three-time All-Region selection... Rushed for 1,673 yards and 17 touchdowns, averaging 10.5 yards per carry, as a senior... Gained nearly 1,400 yards with 12 touchdowns as a junior... Helped Mount Vernon School to three playoff appearances, which included the team winning a program-record eight games in 2018... Dual-sport athlete who also played basketball and ran track.

PERSONAL: Full name is Austin Samuel Douglas... Son of Edmond and Pamela Douglas... His brother, Justin, is a wide receiver at Southeastern Louisiana... Majoring in sport and recreation management.

Douglas Statistics

RUSHING	GP	Att	Yds	TD	Lg	Avg./R	Avg/G	
2019	4	25	90	0	11	3.6	22.5	
RECEIVING	GP	Rec	Yds	TD	Lg	Rec/G	Avg/C	Avg/G
2019	4	3	26	1	19	0.8	8.7	6.5

2020-21 JMU Players



Diamonte Tucker-Dorsey

2

R-Jr. | LB | 5-10 | 217
Norfolk, Va.
Lake Taylor HS

2019 AS A REDSHIRT SOPHOMORE: Played in all 16 games... Had 32 total tackles (10 solo), to go with 3.0 tackles for loss, 1.0 sack and a quarterback hurry... Recorded a career-high five tackles against Morgan State (Sept. 14), versus New Hampshire (Nov. 9) and in FCS Semifinals against Weber State (Dec. 21)... Had four tackles and a TFL at

Rhode Island (Nov. 23)... Had a career-best 1.5 tackle for loss and half sack at William & Mary (Oct. 19)... Also had a half sack at Stony Brook (Oct. 5).

2018 AS A REDSHIRT FRESHMAN: Played in 12 games, primarily on special teams... Had six total tackles (five solo), to go with a half tackle for loss... Season-high four tackles and a half TFL against Robert Morris (Sept. 13).

2017 AS A FRESHMAN: Redshirted to retain a year of eligibility.

HIGH SCHOOL: VHSL 4A First Team All-State linebacker as a senior and Second Team as a junior... 4A First Team All-Region as a junior and senior... Conference 17 Player of the Year and Defensive Player of the Year as a senior... First Team All-Conference 17 as a junior and senior... First Team All-757 as a senior... First Team All-Tidewater... Finalist for Tidewater Player of the Year... Helped Lake Taylor to VHSL 4A state title game in 2015 and quarterfinals in 2016... Finished senior season with 122 tackles, 7.0 sacks, two interceptions while scoring 14 touchdowns on offense.

PERSONAL: Full name is Diamonte R. Tucker-Dorsey... Son of Tonya Tucker... Has four brothers, Tyrique, Terion, Quinsean and Dre', and two sisters, Destini and Gabby... Majoring in hospitality management.

Tucker-Dorsey Statistics

TACKLES	GP	Solo	Asst	Total	TFL-Yds	Sacks-Yds	INT	PD	FF	FR	BLK	QBH
2018	12	5	1	6	0.5-2	0-0	0	0	0	0	0	0
2019	16	10	22	32	3.0-10	1.0-3	0	0	0	0	0	1
TOTAL	27	15	23	38	3.5-12	1.0-3	0	0	0	0	0	1



Mike Greene

3

Sr. | DL | 6-3 | 285
Highland Springs, Va.
Highland Springs HS

2020-21 AS A SENIOR: Stats Perform FCS Preseason First Team All-American... Athlon Sports FCS Preseason All-American.

2019 AS A JUNIOR: Started in all 16 games at defensive tackle... Third Team All-CAA defensive lineman... VaSID Second Team All-State... Had 53

total tackles (22 solo), to go with 11.0 tackles for loss, 7.5 sacks, one forced fumble and six quarterback hurries... Ranked first in the CAA among interior linemen in sacks and tackles for loss... Also ranked sixth in CAA among all players in sacks... Tied career-high with nine tackles, to go with 2.0 TFL, a sack and forced fumble at Stony Brook (Oct. 5)... Had five tackles and a career-high two sacks against Towson (Oct. 26)... Had 1.5 sacks at William & Mary (Oct. 19)... Also had sacks against Morgan State (Sept. 14), at Elon (Sept. 28) and in FCS Quarterfinals versus Northern Iowa (Dec. 13)... Had six tackles against New Hampshire (Nov. 9)... Had at least 1.0 TFL in seven games... Tallied three or more tackles in 11 outings... JMU Defensive Lineman of the Year... CAA Football Commissioner's Academic Honor Roll (Fall 2019).

2018 AS A SOPHOMORE: Started all 13 games on the defensive line... Had 41 total tackles (13 solo), to go with 5.5 tackles for loss, 2.5 sacks, one forced fumble, one fumble recovery and a quarterback hurry... Career-high nine tackles with 1.5 for loss and a forced fumble in FCS Second Round at Colgate (Dec. 1)... Had five tackles, including a career high 2.5 tackles for loss and a sack at Villanova (Oct. 13)... Also made five stops against Rhode Island (Nov. 10)... First career sack at Richmond (Sept. 29)... Recovered a fumble in first career start at NC State (Sept. 1)... Three or more tackles in seven outings... CAA Football Commissioner's Academic Honor Roll (Spring 2019).

2017 AS A FRESHMAN: Played in nine games... Had two total tackles, to go with a quarterback hurry... Tallied first two career tackles at Elon (Nov. 18).

HIGH SCHOOL: VHSL 5A First Team All-State as a junior... 5A First Team All-Region as a junior... Second Team All-Metro as a junior and Honorable Mention as a senior... First Team All-Conference 12 defensive lineman as a senior and Second Team as a junior... First Team All-Conference offensive lineman as a junior and Second Team as a senior... Part of Highland Spring's back-to-back VHSL 5A state championships as a junior and senior... Honor roll student... Member of National Honor Society.

PERSONAL: Full name is Michael Gerard Greene II... Son of Michael and Hope Greene... Has two brothers, Malcolm and Miles, and a sister, Madison... Majoring in health services administration.

Greene Statistics

TACKLES	GP	Solo	Asst	Total	TFL-Yds	Sacks-Yds	INT	PD	FF	FR	BLK	QBH
2017	9	0	2	2	0-0	0-0	0	0	0	0	0	1
2018	13	13	28	41	5.5-26	2.5-20	0	0	1	1	0	1
2019	16	22	31	53	11.0-65	7.5-60	0	0	1	0	0	6
TOTAL	38	35	61	96	16.5-91	10.0-80	0	0	2	1	0	8



Solomon Vanhorne

3

R-So. | RB | 5-7 | 178
Alpharetta, Ga.
Milton HS

2019 AS A REDSHIRT FRESHMAN: Played in 14 games, making six starts at running back... Had 88 carries for 382 yards and five touchdowns... Also had 12 receptions for 133 yards and a touchdown... Two-time CAA Rookie of the Week (Sept. 9, Sept. 30)... Season-high 86 yards and two touchdowns with a long of 30 against Saint Francis (Sept. 7)...

Ran for 63 yards and two scores at Elon (Sept. 28)... Rushed for 55 yards and a touchdown in collegiate debut at West Virginia (Aug. 31)... Had 48 rushing yards against both Morgan State (Sept. 14) and at Stony Brook (Oct. 5)... Caught a 19-yard touchdown pass in Morgan State game... Season-best three catches for 42 yards against Villanova (Oct. 12)... CAA Commissioner's Academic Honor Roll (Spring 2020)... Dean's List (2020).

2018 AS A FRESHMAN: Redshirted to retain a year of eligibility.

HIGH SCHOOL: Georgia 7A First Team All-Region as a senior and Honorable Mention as a junior... Rushed for 1,540 yards with 14 touchdowns as a senior... Also threw one passing touchdown... Ran for 666 yards and five touchdowns and gained more than 1,000 all-purpose yards... Dual-sport athlete who also set school record in the 100- and 200-meter dashes for Milton's track and field team.

PERSONAL: Full name is Solomon Jeffries Vanhorne... Son of Sean and Juilee Vanhorne... Has a sister, Sydne... Father played college football at Howard and spent seven years in the NFL (6th round pick - 1990) with the Detroit Lions, San Diego Chargers and Minnesota Vikings... Majoring in sport and recreation management.

Vanhorne Statistics

RUSHING	GP	Att	Yds	TD	Lg	Avg./R	Avg/G	
2019	14	88	382	5	30	4.3	27.3	
RECEIVING	GP	Rec	Yds	TD	Lg	Rec/G	Avg/C	Avg/G
2019	14	12	133	1	19	0.9	11.1	9.5

2020-21 JMU Players



Wesley McCormick

5

Sr. | CB | 5-11 | 200
Germantown, Md.
Northwest HS

2019 AS A JUNIOR: Played in 14 games, making 11 starts at cornerback... Had 22 total tackles (17 solo), to go with 2.0 tackles for loss, one forced fumble and three pass breakups... Career-high four tackles and a forced fumble against Richmond (Nov. 16)... Had a tackle for loss at West Virginia

(Aug. 31) and at Elon (Sept. 28)... Recorded three tackles in three games.

2018 AS A SOPHOMORE: Played in 12 games, making three starts at cornerback... Had 10 total tackles (5 solo)... Season-best three tackles in season opener at NC State (Sept. 3)... Also had two stops against Stony Brook (Oct. 27).

2017 AS A FRESHMAN: Played in all 15 games, primarily on special teams... Had 16 total tackles (12 solo), to go with one pass breakup... Season-high three tackles in FCS Second Round against Stony Brook (Dec. 2)... Also had four games with two tackles and tallied two solo stops in four outings... Had first career pass breakup at Rhode Island (Nov. 4).

HIGH SCHOOL: Honorable Mention All-Metro as a senior... All-County defensive back as a senior... Participant in the Maryland Crab Bowl... Maryland Team Big 33 selection... Helped Northwest to state semifinals as a junior... Dual-sport athlete who is a state champion in both indoor and outdoor track... Honor roll student.

PERSONAL: Full name is Wesley D'Amari McCormick... Son of William McCormick and Patricia Jefferson... Majoring in sport and recreation management.

McCormick Statistics

TACKLES	GP	Solo	Asst	Total	TFL-Yds	Sacks-Yds	INT	PD	FF	FR	BLK	QBH
2017	15	12	4	16	0-0	0-0	0	1	0	0	0	0
2018	12	5	5	10	0-0	0-0	0	0	0	0	0	0
2019	14	17	5	22	2.0-2	0-0	0	3	1	0	0	0
TOTAL	41	34	14	48	2.0-2	0-0	0	4	1	0	0	0



Julio Ayamel

6

R-Fr. | LB | 6-0 | 223
Gaithersburg, Va.
Good Counsel HS

2019 AS A FRESHMAN: Redshirted to retain a year of eligibility... Doug West Scout Team Defensive MVP... CAA Football Commissioner's Academic Honor Roll (Fall 2019).

HIGH SCHOOL: Second Team All-Metro as a junior and Honorable Mention as a senior... First Team All-Washington Catholic Athletic Conference as a junior and senior... Helped Good Counsel to the WCAC semifinals both in 2017 and 2018... Honor roll student.

PERSONAL: Full name is Julio Abbas Ayamel... Son of Houssen and Thelma Ayamel... Has a sister, Mariana... Majoring in kinesiology.



Kaelon Black

6

Fr. | RB | 5-10 | 198
Virginia Beach, Va.
Salem HS

HIGH SCHOOL: VHSL 5A Second Team All-State as a sophomore... First Team All-Region as a sophomore and junior... 2019 Beach District Offensive Player of the Year... First Team All-Beach District as a sophomore, junior and senior... First Team All-757 as a junior... Second Team All-Tidewater as a sophomore and junior... Rushed for 1,732 yards and 24 touchdowns as a senior...

Rushed for 1,013 yards and 13 touchdowns in just seven games as a junior... Rushed for 1,628 yards and 18 touchdowns as a sophomore... Helped Salem to four straight playoff appearances, reaching the third round in 2017 and 2019... Dual-sport athlete who was competed at the state track meet and also played basketball... Received Academic Award at Salem.

PERSONAL: Full name is Kaelon William Black... Son of William and Stacy Black... Has two brothers, Ky'Ron and William, and a sister, Khaela... His father played football at Norfolk State... Majoring in kinesiology.



Latrele Palmer

5

So. | RB | 5-11 | 228
Boys, Md.
Good Counsel

2019 AS A FRESHMAN: Played in nine games... Had 60 carries for 400 yards and four touchdowns... Produced first career 100-yard game against Villanova (Oct. 12), rushing for 103 yards and a touchdown on just eight carries (12.9 avg.)... That included a season-long, 69-yard touchdown in the fourth quarter... Had 78 rushing yards and two touchdowns at Elon (Sept. 28)... Ran for 58 yards against Morehead State (Sept. 14) and for 53 yards in FCS Semifinals against Weber State (Dec. 21)... Also scored a rushing touchdown at William & Mary (Oct. 19)... Had eight carries for 44 yards in national championship game against North Dakota State (Jan. 11)... JMU Rookie of the Year.

HIGH SCHOOL: First Team All-Washington Catholic Athletic Conference as a junior and senior... Good Counsel's Offensive MVP both as a junior and senior... Rushed for over 1,000 yards and 15 touchdowns as a senior... Helped Good Counsel to WCAC semifinals in both 2017 and 2018... Three-year varsity letter winner... Dual-sport athletic who also threw the shot put, finishing third at the WCAC meet.

PERSONAL: Full name is Latrele Larnell Palmer... Son of Dwight and Delicia Hill... Has two siblings, Keshawn and Asia... Majoring in sport and recreation management.

Palmer Statistics

RUSHING	GP	Att	Yds	TD	Lg	Avg./R	Avg/G
2019	9	60	400	4	69	6.7	44.4



Kelvin Azanama

7

R-Sr. | LB | 5-11 | 217
Chesterfield, Va.
Monacan HS

2019 AS A REDSHIRT JUNIOR: Played in all 16 games, making one start at linebacker... Had 46 total tackles (31 solo), to go with 3.5 tackles for loss... Career-high six tackles against Morgan State (Sept. 14)... Had five tackles in national championship game against North Dakota State (Jan. 11) and at William & Mary (Oct. 19)... Made four tackles in four different games, including first

career start in opener at West Virginia (Aug. 31)... Had a full tackle for loss at Rhode Island (Nov. 23) and in FCS Quarterfinals against Northern Iowa (Dec. 13)... CAA Commissioner's Academic Honor Roll (Spring 2020).

2018 AS A REDSHIRT SOPHOMORE: Played in 12 games, primarily on special teams... Had one solo tackle against Robert Morris (Sept. 13)... Doug West Scout Team Defensive MVP.

2017 AS A REDSHIRT FRESHMAN: Played in nine games, primarily on special teams... Had 13 tackles (6 solo), to go with a 0.5 tackle for loss... Had three tackles at ECU (Sept. 2), against ETSU (Sept. 9) and versus Norfolk State (Sept. 16)... Had a tackle in six of nine outings.

2016 AS A FRESHMAN: Redshirted to retain a year of eligibility.

HIGH SCHOOL: Second Team All-Conference 20 linebacker as a senior and Honorable Mention as a junior... Led Monacan in tackles as a junior and senior... Had a team-best five forced fumbles as a senior and scored three defensive touchdowns as a junior... Honor roll student all four years.

PERSONAL: Full name is Kelvin Tega Azanama... Son of Viktor and Valria Azanama and Blessing Khama... Has a sister, Lilian... Graduated from JMU with a bachelor's degree in economics in December 2020.

2020-21 JMU Players

Azanama Statistics

TACKLES	GP	Solo	Asst	Total	TFL-Yds	Sacks-Yds	INT	PD	FF	FR	BLK	QBH
2017	9	6	7	13	0.5-1	0-0	0	0	0	0	0	0
2018	12	1	0	1	0-0	0-0	0	0	0	0	0	0
2019	15	14	27	41	3.5-11	0-0	0	0	0	0	0	0
TOTAL	36	21	27	41	4.0-12	0-0	0	0	0	0	0	0



Jawon Hamilton

7

R-Sr. | RB | 5-8 | 196
Miami, Fla.
South Dade HS (UCF)

2019 AS A REDSHIRT JUNIOR: Played in all 16 games, making eight starts at running back... Third Team All-CAA running back... Had 168 carries for 919 yards and five touchdowns, averaging 5.5 yards per rush... Also had 15 receptions for 124 yards and a touchdown... Returned nine kickoffs for 263 yards, averaging 29.2 per return... Ranked

38th nationally and third in the CAA in yards per carry... Also ranked ninth in the CAA in rushing yards per game (57.4)... Recorded two 100-yard rushing performances, including a career-high 150 yards and a touchdown at Rhode Island (Nov. 23)... Had a career-long 72-yard run and a 44-yard score in the URI win, averaging 16.7 per carry... Rushed for 105 yards and two touchdowns, including overtime game-winner at Stony Brook (Oct. 5)... Ran for 95 yards in FCS Second Round versus Monmouth (Dec. 7)... Rushed for 81 yards and a score at Elon (Sept. 28)... Had a 50-yard receiving touchdown and a season-long, 56-yard kickoff return against Morgan State (Sept. 14)... Also had a 47-yard return in home opener versus Saint Francis (Sept. 7)... Ran for at least 50 yards in nine games... Had at least two receptions in the four games... Had five kickoff returns of at least 30 yards... CAA Commissioner's Academic Honor Roll (Spring 2020).

2018 AS A REDSHIRT SOPHOMORE: Played in 12 games, serving as team's primary kick-return specialist... Third Team All-CAA kick returner... Had 15 kick returns for 417 yards and a touchdown, averaging 27.8 yards per return... Also had nine rushes for 49 yards and a touchdown, as well as one reception for six yards... Ranked second in the CAA and 11th nationally in kick-return average... Returned opening kickoff 93 yards for a touchdown at Richmond (Sept. 29)... Scored a rushing touchdown against Robert Morris (Sept. 13)... Season-long 18-yard rush against William & Mary (Sept. 22)... Had 49-yard kick return at New Hampshire (Nov. 3) and 44-yard return against RMU... Produced six kick returns over 30 yards.

PRIOR TO JMU: Transferred to JMU after spending two seasons at UCF, where he was part of the undefeated Knights team that went 13-0 and won the Peach Bowl in 2017... Played in all 13 games as a freshman and received a medical redshirt after being injured in the second game of his sophomore season... Appeared in 15 games, making 11 starts at running back... Had 139 carries for 495 yards and four touchdowns as a freshman in 2016... Rushed 12 times for 56 yards and a score as a sophomore... Also caught 17 passes for 73 receiving yards as a freshman... Season-high 81 rushing yards and a touchdown at Cincinnati in 2016... Had four games over 50 rushing yards as a freshman.

HIGH SCHOOL: No. 100 on the Orlando Sentinel 2016 Florida Top 100 List... Miami Herald All-Dade Class 8A-6A First Team... 2015 Tournament of Champions South Florida Player of the Year... Florida 8A First Team All-State... Helped lead South Dade to 2015 FHSAA Class 8A regional championship game... Rushed for 1,259 yards and 16 touchdowns on 131 carries, averaging 9.6 yards per attempt... Dual-sport athlete who also ran track.

PERSONAL: Full name is Jawon Deonte Hamilton... Son of Demetress Hamilton and Taneshia Toft... Has two brothers and two sisters... Majoring in sociology.

Hamilton Statistics

RUSHING	GP	Att	Yds	TD	Lg	Avg./R	Avg/G	
2018	12	9	49	1	18	5.4	4.1	
2019	16	168	919	5	72	5.5	57.4	
TOTAL	28	177	968	6	72	5.5	33.6	
RECEIVING	GP	Rec	Yds	TD	Lg	Rec/G	Avg/C	Avg/G
2018	12	1	6	0	6	0.1	6.0	0.5
2019	16	15	124	1	50	0.9	8.3	7.8
TOTAL	28	16	130	1	50	0.6	8.1	4.6
KICK RETURNS	G	No.	Yds	TD	Lg	Avg/R	Avg/G	
2018	12	15	417	1	93	27.8	34.8	
2019	15	9	263	0	56	29.2	16.4	
TOTAL	27	24	680	1	93	28.3	24.3	



Wayne Davis

8

R-Sr. | S | 5-10 | 195
Norfolk, Va.
Lake Taylor HS (Ohio State)

2019 AS A REDSHIRT JUNIOR: Started in all 16 games at the spur position... Had 62 total tackles (33 solo), to go with 8.5 tackles for loss, 1.5 sacks, one force fumble, two interceptions and seven pass breakups... Tied career-high of eight tackles with a TFL, interception and breakup against Richmond (Nov. 16)... Made six tackles with 1.5 TFL and an interception at William & Mary (Oct. 19)... Matched career high of 2.0 tackles for loss at West Virginia (Aug. 31)... Had seven stops with a half tackle for loss against New Hampshire (Nov. 9)... Registered six tackles, a half TFL and pass breakup in national championship game against North Dakota State (Jan. 11)... Had five tackles with a forced fumble and half sack at Rhode Island (Nov. 23)... Recorded full sack at Stony Brook (Oct. 5)... Had at least 1.0 TFL in six games... Tallied four or more tackles in eight outings... CAA Football Commissioner's Academic Honor Roll (Fall 2019).

2018 AS A REDSHIRT SOPHOMORE: Started all 13 games at linebacker... Had 45 total tackles (33 solo), to go with 4.5 tackles for loss, 1.0 sack, two interceptions and six pass breakups... Career-high eight tackles at Towson (Nov. 17)... Made a career-best six solo tackles with 2.0 for loss and first career sack against Stony Brook (Oct. 27)... Had five tackles against both Rhode Island (Nov. 10) and in FCS Second Round at Colgate (Dec. 1)... Recorded first career interception with two pass breakups at Richmond (Sept. 29) and added another pick in FCS First Round against Delaware (Nov. 24)... Tallied four or more tackles in six games... Also had 1.0 TFL at Richmond and against Elon (Oct. 6).

PRIOR TO JMU: Transferred to JMU after spending two years at Ohio State... Redshirted true freshman season in 2016 and appeared in two games as a redshirt freshman in 2017... 2016 OSU Scholar-Athlete... 2017 Academic All-Big Ten Team.

HIGH SCHOOL: Virginia Gatorade Player of the Year... Associated Press Player of the Year... VHSL 4A First Team All-State defensive back as a sophomore, junior and senior and First Team wide receiver as a senior... Tidewater Player of the Year as a senior... Three-time First Team All-Region and All-Conference... Had 43 tackles and seven interceptions, five of which he returned for touchdowns, as a senior... Had 41 receptions for 731 yards and six touchdowns... Helped Lake Taylor to 2014 4A state title and a berth in the 2015 title game... Honor roll student all four years.

PERSONAL: Full name is Wayne Sidney Davis... Graduated from JMU with a bachelor's degree in sociology in December 2020.

Davis Statistics

TACKLES	GP	Solo	Asst	Total	TFL-Yds	Sacks-Yds	INT	PD	FF	FR	BLK	QBH
2018	13	33	12	45	4.5-21	1.0-10	2	8	0	0	0	0
2019	16	33	29	62	8.5-25	1.5-2	2	8	1	0	0	1
TOTAL	29	66	41	107	13.0-46	2.5-12	4	16	1	0	0	1



Jacob Knight

8

R-Fr. | QB | 6-4 | 218
Roanoke, Va.
Cave Spring HS

2019 AS A FRESHMAN: Redshirted to retain a year of eligibility.

HIGH SCHOOL: Four-year starter at Cave Spring... Set school record with 43 career passing touchdowns, passing for over 4,700 yards... Passed for 1,070 yards and nine touchdowns as a senior... Selected to 2018 VHSCA All-Star Game, scoring a rushing touchdown.

PERSONAL: Full name is Jacob Wilson Knight... Son of Corey and Misty Knight... Has a sister, Allie... His father played at Ferrum... His great uncle, Emmett Hanger, played basketball at JMU in the late 1960's... Majoring in management.

2020-21 JMU Players



Reggie Brown

9

R-So. | WR | 6-0 | 183
Lakeland, Fla.
Kathleen HS

2019 AS A REDSHIRT FRESHMAN: Played in five games... Made first career reception on a six-yard catch in debut against Saint Francis (Sept. 7).

2018 AS A FRESHMAN: Redshirted to retain a year of eligibility.

HIGH SCHOOL: Invited to play in the Best of Florida All-Star Game as a senior... Most Outstanding WR Award as a junior... Earned Offensive Player of the Week honors as a junior and senior... Helped Kathleen to playoffs as a sophomore... Dual-sport athlete who also played basketball... Honor Roll student.

PERSONAL: Full name is Reginald Latroy Brown... Son of Donta and Ozepera Scurles... Has two brothers, Tayree and Jakari, and three sisters, Taniya, Taylor and Reggieja... Majoring in sport and recreation management.

Brown Statistics

RECEIVING	GP	Rec	Yds	TD	Lg	Rec/G	Avg/C	Avg/G
2019	5	1	6	0	6	0.2	6.0	1.2



Greg Ross

9

R-Sr. | CB | 6-0 | 188
Temple Hills, Md.
Potomac (North Carolina)

PRIOR TO JMU: Transferred to JMU after spending four seasons at North Carolina (2016-19)... Appeared in 24 games for the Tar Heels, with 11 starts... Tallied 57 tackles, 2.0 tackles for loss and nine pass breakups... Had 26 tackles, 2.0 for loss and five breakups, which was second for

UNC in 2019... Made 31 tackles with three breakups as a sophomore in 2018... Career-high six tackles in both 2018 opener against Pitt and 2019 opener vs. South Carolina... Produced two breakups against Virginia Tech in 2019.

HIGH SCHOOL: PrepStar All-Atlantic Region at Potomac... Ranked #1 safety in Maryland and #34 nationally by Scout... Also ranked #18 overall player in state by Rivals and #23 by 247sports... Helped Potomac to 10-3 record as a senior... Posted 78 tackles, including 42 solo, with four interceptions and four breakups as a senior.

PERSONAL: Full name is Gregory Eugene Ross Jr... Son of Greg Sr. and Adrienne Ross... Has a sister, Joi... Graduated from UNC with degree in interpersonal and organizational communication... Pursuing continuing education program certificate, adult special.



Kyle Adams

10

Fr. | QB | 6-1 | 175
West Lafayette, Ind.
West Lafayette HS

HIGH SCHOOL: Indiana Mr. Football Finalist... Indiana 3A All-State as a senior... First Team All-Area as a junior and senior... First Team All-Conference as a junior and senior... Journal and Courier Athlete of the Year in 2019... Named Top-50 All-State and Indiana Preps Top 22 as a senior...

Indiana Preps Showcase MVP... Gridiron Digest Super 25 Award as a junior... Had 106 career touchdown passes and 8,554 career passing yards, finishing with a 72% career completion percentage while running for 907 yards and 16 touchdowns... Passed for 3,938 yards and 55 touchdowns, completing 72% of his passes, while also rushing for 484 yards and eight touchdowns in 2019... Passed for 3,945 yards

and 47 touchdowns, completing 70% of his passes, while also rushing for 325 yards and six scores in 2018... Set state records for passing yards in a game (571 - 2019) and completions in a season (294 - 2019)... Achieved school career records for touchdown passes, passing yards and completion percentage... Also set single-season school records touchdown passes, completions, passing yards and total offense... Had three seven-touchdown games... West Lafayette 2019 MVP... Led West Lafayette to Indiana 3A state championship in 2018 with a 15-0 record and a 9-3 record in 2019... Four-year letter winner at West Lafayette... Dual-sport athlete who lettered in baseball... Honor roll student with a 3.97 GPA... 2017 Excellence in Language Arts... 2017 and 2017 Excellence in Mathematics... National Honor Society member.

PERSONAL: Full name is Kyle Joseph Adams... Son of Dan and Erin Adams... Has a brother, Corey... Majoring in quantitative finance.



Jalen Green

10

So. | DL | 6-1 | 256
Baltimore, Md.
Good Counsel HS

2019 AS A FRESHMAN: Played in 14 games... Had 11 total tackles (four solo), to go with 2.0 tackles for loss and a half sack... Season-high four tackles against New Hampshire (Nov. 9)... Had two tackles against Morgan State (Sept. 14) and Richmond (Nov. 16)... Had 1.0 TFL at Rhode Island (Nov. 23) and a

half sack at Elon (Sept. 28).

HIGH SCHOOL: Washington Post First Team All-Metro as a junior and senior... First Team All-Washington Catholic Athletic Conference as a junior and senior... DC Touchdown Club member... Good Counsel's career sacks leader, with 38.5... Set school's single-season sacks record, with 13.0 as a senior... Helped Good Counsel to WCAC semifinals in both 2017 and 2018... Dual-sport athlete who also played basketball.

PERSONAL: Full name is Jalen Green... Son of Thorn and Arianne Lemon... Has a brother, Amari, and two sisters, Ariyah and Aiyana... Majoring in sport and recreation management.

Green Statistics

TACKLES	GP	Solo	Ast	Total	TFL-Yds	Sacks-Yds	INT	PD	FF	FR	BLK	QBH
2019	14	4	7	11	2.0-6	0.5-1	0	0	0	0	0	0



Antonio Webb

11

Fr. | CB | 5-10 | 178
Norfolk, Va.
Life Christian Academy

HIGH SCHOOL: Blue-Grey All-American Bowl as a senior... First Team All-State Private School as a junior... First Team All-Prep Team as a junior... Named All-Region 804 as a junior... Played at Norview his sophomore season, earning First Team All-Conference honors and helping team to playoffs... Team captain as a sophomore, junior and senior... Dual-sport athlete who was a sprinter for the track team... Honor roll student.

PERSONAL: Full name is Antonio Jay Webb Jr... Son of Antonio and LaTonya Webb... Has a brother, Brandon, and sister, Courtney... His father is a retired chief in the Navy... Majoring in political science.

2020-21 JMU Players



Cole Johnson

12

R-Sr. | QB | 6-5 | 213
Virginia Beach, Va.
Cox HS

2019 AS A REDSHIRT JUNIOR: Played in eight games... Served as No. 2 quarterback... Completed 14-of-20 pass attempts for 118 yards and three touchdowns... Also rushed five times for 37 yards and a touchdown... Was 6-of-8 for 51 yards and a touchdown against Morgan State (Sept. 14)...

Completed all four passes with a touchdown against Saint Francis (Sept. 7)... Also threw a touchdown pass in FCS Second Round against Monmouth (Dec. 7)... Had a career-long 33-yard run for a touchdown against New Hampshire (Nov. 9)... CAA Football Commissioner's Academic Honor Roll (Fall 2019)... Dean's List (Fall 2019).

2018 AS A JUNIOR: Played in four games, retaining a year of eligibility with four-game redshirt rule... Served as No. 2 quarterback... Completed 31-of-48 pass attempts for 523 yards, with three interceptions... Also scored a rushing touchdown... Career-high 31-of-48 passing for 398 yards at New Hampshire (Nov. 3)... Also threw for 83 yards on 5-of-8 passing against Robert Morris (Sept. 13)... Dean's List (Spring 2019)... CAA Football Commissioner's Academic Honor Roll (Fall 2018, Spring 2019).

2017 AS A SOPHOMORE: Played in six games... Served as No. 2 quarterback... Completed 14-of-24 pass attempts for 141 yards and a touchdown, with one interception... Also rushed seven times for 25 yards, including a season-long 16-yard run against Norfolk State (Sept. 16)... Was 7-of-10 for 99 yards against NSU, which including a 47-yard touchdown pass... Also passed for 23 yards at William & Mary (Oct. 21) and 13 yards at Rhode Island (Nov. 4).

2016 AS A FRESHMAN: Played in four games, making one start... Served as No. 2 quarterback... CAA Rookie of the Week (Nov. 21)... Honorable Mention for STATS FCS National Rookie of the Week (Nov. 21)... Completed 17-of-28 pass attempts for 317 yards and two touchdowns, with two interceptions... Also rushed nine times for 50 yards... Was 12-of-13 for 274 yards and two touchdowns in first career start against Elon (Nov. 19)... First career touchdown pass came on 70-yard throw to Domo Taylor in first quarter of Elon game... Made collegiate debut at Villanova (Nov. 12), passing for 43 yards... Season-long 14-yard rush in FCS quarterfinals against Sam Houston State (Dec. 9)... Named JMU's Rookie of the Year... CAA Football Academic All-Conference Team.

HIGH SCHOOL: First Team All-Conference 1 as a senior and Second Team as a junior... First Team All-757 as a senior and All-Junior Team as a junior... Led the Falcons to the second round of the VHSL 6A playoffs as a junior and senior... Cox's all-time leader in total touchdowns, passing touchdowns and passing yards... Dual-sport athlete who also played basketball... Named all-conference and team MVP while captaining Cox's basketball team for two years... Named to Principal's List all four years of high school.

PERSONAL: Full name is Cameron Colter Johnson... Son of Andy and Melissa Johnson... Has a brother, Critt, and a sister, Gracie... Graduated with a bachelor's degree in management... Pursuing master's certificate in cyber intelligence.

Johnson Statistics

PASSING	G	Cmp	Att	Int	Yds	TD	Lg	Pct.	Avg/P	Avg/G
2016	4	17	28	2	317	2	70	60.7	11.3	79.3
2017	6	14	23	1	141	1	47	60.9	6.1	23.5
2018	4	41	63	3	523	0	35	65.1	8.3	130.8
2019	8	14	20	0	118	3	23	70.0	5.9	14.8
TOTAL	22	86	134	6	1099	6	70	64.2	8.2	50.0

RUSHING	GP	Att	Yds	TD	Lg	Avg./R	Avg/G
2016	4	9	50	0	14	5.6	12.5
2017	6	7	25	0	16	3.6	4.2
2018	4	12	1	1	12	0.1	0.3
2019	8	5	37	1	33	7.4	4.6
TOTAL	22	33	113	2	33	3.4	5.1



Chase Soper

13

Fr. | LB | 6-0 | 210
Alexandria, Va.
Hayfield

HIGH SCHOOL: 2018 Gunston District Offensive Player of the Year... First Team All-District as a junior and Second Team as a senior... Hayfield career record holder for rushing yards a by a quarterback, rushing touchdowns by a quarterback and pass completions... Completed 57% of his

passes across his junior and senior seasons, throwing for 3,718 yards and 35 touchdowns... Also rushed for 24 touchdowns in 2018 and 2019... As a junior, led the region with 3,227 total yards, 2,367 passing yards and 40 total touchdowns in only eight games... Also averaged over 100 rushing yards per game in 2018... Helped Hayfield to best win/loss record since 1993 as a junior at 10-2, reaching the second round of the 6A playoffs... Also reached 6A second round as a freshman and made a playoff berth as a sophomore... Dual-sport athlete who also played baseball at Hayfield, winning a district title and reaching state semifinals in 2018... Honor roll student.

PERSONAL: Full name is Charles Quinn Soper... Son of Charles and Karen Soper... Has two sisters, Tate and Jamie.



Patrick Bentley

14

R-Jr. | QB | 6-2 | 218
Gainesville, Va.

Patriot (Alderson Broadbuss)

2019 AS A REDSHIRT SOPHOMORE: Played in one game... Served as scout-team quarterback... Made JMU debut against Richmond (Nov. 16)... Doug West Scout Team Offensive MVP.

2018 AS A SOPHOMORE: Redshirted due to NCAA transfer rules... Doug West Scout Team Offensive MVP... CAA Football Commissioner's Academic Honor Roll.

PRIOR TO JMU: Transferred to JMU after spending one season at Division II Alderson-Broadbuss... Started three games at quarterback, going 33-of-68 for 572 yards and three touchdowns... Was 17-of-28 for 344 yards and two touchdowns in collegiate debut against Hillsdale... Also threw for 167 yards and a score at Kentucky Wesleyan and had 61 yards at Findlay... Had 28 rushes for 95 yards and a touchdown... Rushed for 59 yards at Findlay and added 31 yards and a TD at Kentucky Wesleyan.

HIGH SCHOOL: Two-year starter at Patriot... Cedar Run Offensive Player of the Year as a senior... First Team All-Conference as a senior and Second Team as a junior... Helped Patriot to VHSL 6A playoffs as a senior... Invited to the 2016 U.S. Army All-America Combine in San Antonio, Texas... Dual-sport athlete who also played basketball.

PERSONAL: Full name is Patrick Michael Bentley... Son of Michael and Patricia Bentley... Has one brother and two sisters... His father played basketball at UNC Pembroke... Both parents are retired from the Military... Majoring in management.

2020-21 JMU Players



Jamari Currence

14

R-Fr. / CB / 5-10 / 173
Rock Hill, S.C.
South Pointe

2019 AS A REDSHIRT FRESHMAN: Played in eight games... Had two tackles (one solo), to go with 1.0 tackle for loss... Had first career tackle against Morgan State (Sept. 14)... Made a full tackle for loss for an eight-yard loss on final play at William & Mary (Oct. 19).

2018 AS A FRESHMAN: Redshirted to retain a year of eligibility... CAA Football Commissioner's Academic Honor Roll.

HIGH SCHOOL: 4A All-Region as a senior... All-Area as a junior and senior... Led South Pointe to four state championships... Had seven interceptions as a junior... Principal Scholar all four years, holding 4.0 GPA or higher... Graduated early, enrolling at JMU in January 2018.

PERSONAL: Full name is Jamari Iontae Currence... Son of Dennis and Davida Currence... Has a brother, J'zavien, and sister, l'Ari... Majoring in psychology.

Currence Statistics

TACKLES	GP	Solo	Asst	Total	TFL-Yds	Sacks-Yds	INT	PD	FF	FR	BLK	QBH
2019	8	1	1	2	1.0-8	0-0	0	0	0	0	0	0



Gage Moloney

15

R-Jr. / QB / 6-2 / 216
Rock Hill, S.C.
Northwestern

2019 AS A REDSHIRT SOPHOMORE: Played in five games... Completed 1-of-2 pass attempts for seven yards and a touchdown... Also has four rushes for 22 yards... Had a seven-yard touchdown pass against Morgan State (Sept. 14)... Produced three seven-yard carries, which included one in the

national championship game against North Dakota State (Jan. 11)... CAA Football Commissioner's Academic Honor Roll (Fall 2019)... Dean's List (Fall 2019).

2018 AS A REDSHIRT FRESHMAN: Played in three games... Completed 4-of-6 pass attempts for 109 yards and a touchdown... Was 3-of-3 for 95 yards and a score at Richmond (Sept. 29), which included a 71-yard touchdown pass. Completed first career attempt on 14-yard pass against Robert Morris (Sept. 13)... Dean's List (Spring 2019)... CAA Football Commissioner's Academic Honor Roll (Fall 2018, Spring 2019).

2017 AS A FRESHMAN: Redshirted to retain a year of eligibility... Dean's List (Fall 2017).

HIGH SCHOOL: 2016 South Carolina Mr. Football award winner... Charlotte Observer First Team All-Observer selection as a junior... Combined to throw for over 6,700 yards and 71 touchdowns in his career... Passed for 2,740 yards and 24 touchdowns as a senior... Led Northwestern to Class 4A Division II state championship in 2015... Produced six total touchdowns in state title game... Also led Trojans to playoff appearance in 2016.

PERSONAL: Full name is Gage Michael Moloney... Son of Krista Moloney... Majoring in health sciences.

Moloney Statistics

PASSING	G	Cmp	Att	Int	Yds	TD	Lg	Pct.	Avg/P	Avg/G
2018	3	4	6	0	109	1	71	66.7	18.2	36.3
2019	5	1	2	0	7	1	7	50.0	3.5	1.4
TOTAL	8	5	8	0	116	2	71	62.5	14.5	14.5



Kris Thornton

16

R-Jr. / WR / 5-8 / 179
Manassas, Va.
Osborn (VMI)

2019 AS A JUNIOR: Redshirted due to NCAA transfer rules... CAA Football Commissioner's Academic Honor Roll (Fall 2019, Spring 2020).

PRIOR TO JMU: Transferred to JMU after spending two seasons at VMI (2017-18)... HERO Sports Honorable Mention Sophomore All-American in

2018... Second Team All-SoCon selection as a sophomore and All-Freshman Team as a rookie ... Set VMI single-season record with 87 receptions in 2018... Tallied 1,003 receiving yards and four touchdowns, averaging 91.2 yards per game... Ranked fourth nationally with 7.9 receptions per game in 2018... Career-high 155 receiving yards on 11 catches against Mercer in 2018... In 2017, became first VMI freshman in over two decades to lead team in receiving, making 33 catches for 340 yards and two touchdowns... Career-best 12 catches for 108 yards and two scores against Wofford in 2017.

HIGH SCHOOL: Tallied 31 career touchdowns as a four-year starter at Osborn... Caught 94 passes for 1,601 yards and 16 touchdowns as a senior, averaging 17.0 yards per catch and 160 yards per game... Had a long catch of 89 yards in 2016... Also had 12 rushing touchdowns as a junior and three kick return touchdowns his last two seasons... Recorded nearly 3,200 all-purpose yards between junior and senior seasons, including 2,053 as a senior... Principal's Honor Roll student.

PERSONAL: Full name is Kristopher Evan Thornton... Son of Keith and Juana Thornton... Has two brothers, Corey and Caden... His father was a four-year letter winner at JMU, playing wide receiver from 1987-90... Majoring in psychology.



Kyndel Dean

17

R-Jr. / WR / 6-2 / 186
Winston-Salem, N.C.
Parkland

2019 AS A REDSHIRT SOPHOMORE: Played in 15 games, making five starts at wide receiver... Had 20 receptions for 263 yards and a touchdown... Season-high four receptions for 63 yards at West Virginia (Aug. 31)... Had three catches for 47 yards and a score at William & Mary (Oct. 19)... Also had three grabs against Morgan State (Sept. 14)...

Made two or more catches in seven games.

2018 AS A REDSHIRT FRESHMAN: Started all 13 games... HERO Sports Freshman All-American... VaSID Offensive Rookie of the Year... CAA Rookie of the Week (Oct. 1)... Had 47 receptions for 614 yards and five touchdowns... Ranked eighth in the CAA in receptions... Career-high six catches for 96 yards against Elon (Oct. 6)... Also had six receptions for 77 yards at New Hampshire (Nov. 3)... Made five catches for 82 yards and two touchdowns at Richmond (Sept. 29)... Also made five grabs for 86 yards and a score against Rhode Island (Nov. 10) and added five catches for 64 yards in FCS First Round against Delaware (Nov. 24)... Career-long 40-yard catch at Towson (Nov. 17)... Made three or more catches in nine straight games to end the season and had two or more receptions in 12 of 13 games... Tallied over 50 receiving yards in six games... JMU's Rookie of the Year.

2017 AS A FRESHMAN: Redshirted to retain a year of eligibility.

HIGH SCHOOL: Helped Parkland to NCHSAA 4A playoffs in 2016... Dual-sport athlete who also starred in basketball and track... Central Piedmont Conference Sprinter of the Year as a junior... Part of the International Baccalaureate program at Parkland... Honor roll student.

PERSONAL: Full name is Kyndel Deon Montgomery Dean... Majoring in kinesiology.

Dean Statistics

RECEIVING	GP	Rec	Yds	TD	Lg	Rec/G	Avg/C	Avg/G
2018	13	47	614	5	40	3.6	13.1	47.2
2019	15	20	263	1	37	1.3	13.2	17.5
TOTAL	28	67	877	6	40	2.4	13.1	31.3

2020-21 JMU Players



Chase Lundy

17

R-Fr. | CB | 5-8 | 170
Woodbridge, Va.
Colgan

2019 AS A FRESHMAN: Joined program after a walk-on tryout... Redshirted to retain a year of eligibility.

HIGH SCHOOL: Second Team All-Region as a junior and senior... First Team All-Cardinal Conference as a junior and senior... Graduated

from Colgan summa cum laude.

PERSONAL: Full name is Chase Cameron Lundy... Son of Gregory Lundy and Christa Birdline... Has a brother, Chance... Majoring in computer science.



John Finney

18

R-Fr. | WR | 6-0 | 211
Vienna, Va.
James Madison

2019 AS A FRESHMAN: Redshirted to retain a year of eligibility.

HIGH SCHOOL: VHSL 6A Honorable Mention All-State as a junior and senior... 6A All-Region as a sophomore, junior and senior... All-Conference selection as a sophomore, junior and senior...

Helped James Madison High School to 6A playoffs each year, including berth in region title games his sophomore and senior seasons... Dual-sport athlete, who was a state finalist for the track & field team.

PERSONAL: Full name is John Fitzgerald Finney Jr... Son of John Sr. and Stephanie Finney... Has a brother, Darius, and three sisters, Nicole, Jasmine and Jonee... Majoring in computer information systems.



Devin Ravenel

19

Jr. | WR | 6-0 | 169
Stafford, Va.
North Stafford

2019 AS A SOPHOMORE: Played in all 16 games... Had 12 receptions for 146 yards and one touchdown... Had a career-high three receptions for 40 yards and a touchdown against Morgan State (Sept. 14) while returning an onside-kick attempt 43 yards for a touchdown... Also had three

catches for 40 yards with a career-long, 30-yard reception at Elon (Sept. 28)... Made two catches at Chattanooga (Sept. 21).

2018 AS A FRESHMAN: Played in nine games, primarily on special teams... Had one reception for 26 yards against Robert Morris (Sept. 13).

HIGH SCHOOL: VHSL 5A Second Team All-Region as a senior... First Team All-Commonwealth District Conference as a senior... All-Area as a senior... Helped North Stafford to 9-4 record in 2017 with a berth in 5A state semifinals... Dual-sport athlete who also played basketball and track & field... Finished third in the 4x100 at the state track meet.

PERSONAL: Full name is Devin Michael Ravenel... Son of Harry and Ana Ravenel... Has two brothers, Brandon and Eddie... His father played football at West Virginia State... His brother, Brandon, was a First Team All-CAA receiver for JMU (2013-16) who was part of JMU's 2016 national championship team... His cousin, Evan Ravenel, played basketball at Ohio State... Another cousin, Justin Ravenel, currently plays basketball at Florida A&M... Majoring in sport and recreation management.

Ravenel Statistics

RECEIVING	GP	Rec	Yds	TD	Lg	Rec/G	Avg/C	Avg/G
2018	9	1	26	0	26	0.1	26.0	2.9
2019	16	12	146	1	30	0.8	12.2	9.1
TOTAL	25	13	172	1	30	0.5	13.2	6.9



Xavier Cokley

20

Fr. | CB | 6-0 | 183
Baltimore, Md.
Franklin

HIGH SCHOOL: Baltimore Sun First Team All-Metro defense as a senior... Baltimore Touchdown Club All-Star as a senior and Super 22 selection as a junior... Selected to Maryland Crab Bowl... Baltimore County All-Division First Team as a junior... Had 26 tackles with four interceptions and 14 pass breakups in 2019... Had 18 tackles with two interceptions and 18 pass breakups in 2018... Helped Franklin to 2018 MPSSAA Class 3A state championship while reaching the 3A quarterfinals in 2019... Franklin High School Varsity Football Impact Player recipient in 2018... Dual-sport athlete who also competed for the track & field team... Honor roll student with a 4.0 GPA.

PERSONAL: Full name is Xavier Antonio Cokley... Son of Joseph and Mary Cokley... Has two sisters, Naya and Gianna... Majoring in studio art.



Jamir Hudson

21

R-Jr. | CB | 5-8 | 168
Virginia Beach, Va.
Bishop Sullivan Catholic HS

2019 AS A REDSHIRT SOPHOMORE: Played in seven games, primarily on special teams... CAA Commissioner's Academic Honor Roll (Spring 2020).

2018 AS A REDSHIRT FRESHMAN: Played in 11 games, primarily on special teams... CAA Football Commissioner's Academic Honor Roll (Spring 2019).

2017 AS A FRESHMAN: Redshirted to retain a year of eligibility.

HIGH SCHOOL: Named top-50 senior in Virginia in 2016... All-Region as a junior... All-Conference as a sophomore and junior... Named team MVP as a sophomore and junior... Dual-sport athlete who also played baseball and ran track for Bishop Sullivan Catholic's conference and regional championship teams.

PERSONAL: Full name is Jamir Nigel Hudson... Son of Jamal and Justine Hudson... Has three brothers, Jamal, Martius and Zair, and two sisters, Zaniayah and Desiree... Majoring in media arts and design.



Jordan White

22

R-Fr. | S | 5-11 | 178
West Orange, N.J.
West Orange

2019 AS A FRESHMAN: Redshirted to retain a year of eligibility.

HIGH SCHOOL: First Team All-County as a senior and Second Team as a junior... First Team All-New Jersey Super Football Conference as a junior and senior... All-Group as a senior... Led West Orange

in touchdowns both as a junior and senior... Combined for 143 tackles as a junior and senior with six interceptions... Won 2018 state sectionals on the track team's 4x100 relay.

PERSONAL: Full name is Jordan Walter White... Son of Marqus Sr. and Sandra White... Has a brother, Marqus Jr... Majoring in sport and recreation management.



Sammy Malignaggi

23

Fr. / CB / 5-9 / 191

Nashua, N.H.

Buckingham Brown & Nichols [MA]

HIGH SCHOOL: All-Independents School League selection as a junior and Honorable Mention as a sophomore and senior... Honorable Mention All-NEPSAC as a junior and senior... Four-year starter, which included playing both sides of the ball his sophomore through senior seasons... Named

BB&N's offensive MVP in 2019... Helped Knights to four straight postseason appearances, including winning the Independents School League in 2016 and 2018... Also reached New England final in 2017... Two-time Boston Globe All-Star... Two-time Boston Herald All-Star... Tri-sport athlete who also played baseball and basketball.

PERSONAL: Full name is Salvatore Anthony Malignaggi... Son of Michael Malignaggi and Taneash Green... Has two sisters, DiJanece and Daisha... Majoring in management.



Jebril Murray

24

R-Fr. / S / 5-10 / 190

Richmond, Va.

Hermitage (Navy)

PRIOR TO JMU: Transferred to JMU after spending one season at the U.S. Naval Academy, where he redshirted... Defensive Scout Player of the Year... Part of Navy's 2019 team that finished 11-2 and beat Kansas State in AutoZone Liberty Bowl... Also spent one season at the Naval Academy Prep.

HIGH SCHOOL: Three-year letterwinner who graduated from Hermitage after spending first three years at Glen Allen... Richmond Times-Dispatch First Team All-Metro as a junior and senior... VHSL 5A First Team All-State as a junior and senior... First Team All-Region as a junior and senior... First Team All-Conference as a sophomore, junior and senior... Helped Hermitage to regional semifinals in 2017... Part of Glen Allen's second-round playoff team in 2015... Led team with seven interceptions as a senior and five as a junior... Team leader in tackles as a junior... Honor roll student all through high school.

PERSONAL: Full name is Jebril Akil Murray... Son of Frederick and Jennifer Murray... Majoring in management.



Jonathan Broadnax

25

R-Fr. / CB / 5-8 / 160

Norfolk, Va.

Norfolk Christian

2019 AS A FRESHMAN: Redshirted to retain a year of eligibility.

HIGH SCHOOL: VISAA Division 2 All-State receiver and defensive back as a senior... All-Tidewater Conference receiver and defensive back as a senior. All-Conference defensive back as a junior... All-Conference kick returner and defensive back as a sophomore... Dual-sport athlete who also played basketball.

PERSONAL: Full name is Jonathan Lee Broadnax... Son of Jerry and Robin Broadnax... Majoring in health sciences.



Jack Sroba

26

R-Jr. / CB / 5-10 / 177

Richmond, Va.

Collegiate

2019 AS A REDSHIRT SOPHOMORE: Played in 15 games, primarily on special teams... Had two solo tackles... Had two punt returns, with a long of 18 against Richmond (Nov. 16)... Had a solo stop against Morgan State (Sept. 14) and at William & Mary (Oct. 19)... CAA Football Commissioner's Academic Honor Roll (Fall 2019)... Dean's List (Fall 2019).

2018 AS A REDSHIRT FRESHMAN: Played in one game, making collegiate debut against Robert Morris (Sept. 13)... Joined the team during spring drills... CAA Football Commissioner's Academic Honor Roll.

HIGH SCHOOL: VISAA Division I All-State punt returner as a senior... Helped Collegiate to state championship as a senior... Dual-sport athlete who also won a state championship with the baseball team.

PERSONAL: Full name is Joseph John Sroba... Son of Joe and Maitland Sroba... Has two sisters... His father played football and baseball at Virginia... His sister, Jennie, played soccer at JMU and continues to play professionally in Australia... Majoring in marketing.

Sroba Statistics												
TACKLES	GP	Solo	Asst	Total	TFL-Yds	Sacks-Yds	INT	PD	FF	FR	BLK	QBH
2018	1	0	0	0	0.0-0	0.0-0	0	0	0	0	0	0
2019	15	2	0	2	0.0-0	0.0-0	0	0	0	0	0	0
TOTAL	16	2	0	2	0.0-0	0.0-0	0	0	0	0	0	0



Taurus Carroll

27

Sr. / CB / 6-0 / 183

Fredericksburg, Va.

Benedictine College Prep

2019 AS A JUNIOR: Played in 11 games, making three starts at cornerback... Had 11 total tackles (eight solo), to go with 1.0 tackle for loss and seven pass breakups... Had four tackles with a TFL and breakup at William & Mary (Oct. 19)... Had four stops with two breakups against Villanova (Oct. 12).

2018 AS A SOPHOMORE: Played in 12 games, making two starts at cornerback... Had 14 total tackles (8 solo), to go with a half tackle for loss... Career-high five tackles in opener at NC State (Sept. 1) where he made his first career start... Made four stops with a half tackle for loss at New Hampshire (Nov. 3).

2017 AS A FRESHMAN: Played in 12 games, primarily on special teams... Had five solo tackles, to go with one pass breakup... Had two tackles against Norfolk State (Sept. 16)... First career pass breakup against New Hampshire (Oct. 28).

HIGH SCHOOL: VISAA Division I Second Team All-State wide receiver... Second Team All-Central Virginia defensive back as a junior... All-Prep League First Team as a junior and senior... Won 2015 state championship with the Cadets... Helped Benedictine to 2016 state championship game, where he had three receptions for 108 yards, including a 92-yard touchdown catch... Had 22 catches for 537 yards as a senior.

PERSONAL: Full name is Taurus Amon Carroll... Son of Taurus and Felicia Carroll... Has a brother, Rodney, and sister, Lynae... Brother, Rodney, played football at Akron and Fairmont State... Majoring in sociology.

Carroll Statistics												
TACKLES	GP	Solo	Asst	Total	TFL-Yds	Sacks-Yds	INT	PD	FF	FR	BLK	QBH
2017	12	5	0	5	0-0	0-0	0	1	0	0	0	0
2018	12	8	6	14	0.5-1	0-0	0	0	0	0	0	0
2019	11	8	3	11	1.0-8	0-0	0	7	0	0	0	0
TOTAL	34	21	9	30	1.5-9	0-0	0	8	0	0	0	0

2020-21 JMU Players



Blake Barnes

28

Fr. / WR / 6-3 / 195
Virginia Beach, Va.
Kellam

HIGH SCHOOL: Second Team All-Beach District tight end as a senior... Named Kellam High School MVP... Invited to play in the 757 All-Star Game... Blue-Grey All-American... Finished senior season with 75 tackles, 11 tackles for loss and five sacks at defensive end... Had 17 catches for 307 yards and four touchdowns at tight end... Also served as

team's long snapper... Team captain... Helped Knights to 2018 region 6A playoff berth.

PERSONAL: Full name is Blake Ray Barnes... Son of Sean and Amanda Barnes... Has a brother, Clay, and two sisters, Jordan and Brookelin... Majoring in kinesiology.



Andrew Chamblee

28

Fr. / S / 6-1 / 184
Newport News, Va.
Woodside

HIGH SCHOOL: VHSL 5A Second Team All-State as a senior... 5A First Team All-Region as a senior and 6A Second Team All-Region as a junior... First Team All-Peninsula District as a senior, Second Team as a junior and Honorable Mention as a sophomore... First Team All-757 as a senior... Helped Woodside to 10-2 record in 2019 and berth

in second round of the 5A playoffs... Woodside defense produced seven shutouts and allowed 5.0 points per game his senior season... Also reached second round of 6A playoffs in 2017 and first round in 2018... Named Student of the Year for Honors World History.

PERSONAL: Full name is Andrew Charles Chamblee... Son of Aldric and Selena Chamblee... Has a brother, Aldric Jr... His father played at Virginia Tech and was a 12th-round draft pick to the Tampa Bay Buccaneers in the 1991 NFL Draft... His aunt, Jennifer Keefe Hankins, played soccer at JMU from 1997 to 2000... Majoring in sport and recreation management.



Quantez Christian

29

Fr. / WR / 5-10 / 175
Richmond, Va.
Manchester

HIGH SCHOOL: VHSL 5A Second Team All-State as a senior... First Team All-Region as a senior and Honorable Mention as a junior... Richmond Times Dispatch Honorable Mention All-Metro offense as a senior... Member of the All-804 Team as a senior... Part of Manchester's 6A state championship team in 2018... Helped Lancers to 11-2 record and berth

2019 region title game.

PERSONAL: Full name is Quantez Michael Christian Jr... Son of Quantez Sr. and Latoya Christian... Has one brother and two sisters... Majoring in computer science.



Percy Agyei-Obese

31

Sr. / RB / 6-0 / 204
Frederick, Md.
Oakdale

2019 AS A JUNIOR: Played in all 16 games, making two starts at running back... HERO Sports Third Team All-American... First Team All-CAA running back... VaSID First Team All-State... Had 259 carries for 1,216 yards and 19 touchdowns... Averaged 4.7 yards per carry... Also had three

receptions for 19 yards... Ranked fifth nationally and first in the CAA in rushing touchdowns... Ranked top-50 nationally and third in the CAA in both rushing yards per game (76.0) and scoring (7.1)... Third in JMU single-season history in rushing touchdowns and total touchdowns, fifth in scoring (114) and seventh in rushing yards... Five 100-yard rushing performances... Career highs of 130 yards and three touchdowns against New Hampshire (Nov. 9)... Rushed for 124 yards and a touchdown in FCS Quarterfinals against Northern Iowa (Dec. 13)... Ran for 114 yards and two scores at Chattanooga (Sept. 21)... Had 111 rushing yards and a TD against Towson (Oct. 26)... Also ran for 105 yards and two scores at Rhode Island (Nov. 23)... Tied career high with three rushing touchdowns, to go with 90 yards in FCS Second Round against Monmouth (Dec. 7)... Also scored twice against Morgan State (Sept. 14) and at Stony Brook (Oct. 5), adding 96 yards in the OT win... Accrued at least 75 rushing yards in seven games and 50 or more in 12 outings... CAA Football Commissioner's Academic Honor Roll (Fall 2019).

2018 AS A SOPHOMORE: Played in all 13 games, primarily on special teams... Had 18 carries for 168 yards and a touchdown... Added 3 receptions for 47 yards... Averaged 9.3 yards per rush... Also had four tackles (2 solo), to go with one forced fumble and a fumble recovery on special teams... Season-best 93 rushing yards and a touchdown on just five carries (18.6 avg.) against Robert Morris (Sept. 13)... That game included a career-long 80-yard touchdown run... Rushed for over 20 yards in three other outings... Accrued all receiving statistics at New Hampshire (Nov. 3), which included career-long 29-yard catch... Had two solo tackles while forcing a fumble and recovering it on the same kickoff at Richmond (Sept. 29).

2017 AS A FRESHMAN: Played in 10 games... Had 48 carries for 273 yards and a touchdown... Averaged 5.7 yards per rush... Also had six tackles (4 solo) and a forced fumble on special teams... Had 16 carries for 103 yards and a touchdown in first career game against Norfolk State (Sept. 16)... Also rushed 10 times for 95 yards at Rhode Island (Nov. 4)... Had a season-long rush of 40 yards at URI... Had two tackles twice and forced a fumble on a kickoff in FCS Quarterfinals against Weber State (Dec. 8).

HIGH SCHOOL: MPSSAA 3A Second Team All-State as a junior and senior... All-Central Maryland Conference as a junior and senior... All-Area as a junior and senior... All-County as a sophomore, junior and senior... Named MVP of Baltimore Touchdown Club East-West All-Star Game... Set Oakdale career records for rushing yards, sacks and blocked punts... Broke school single-season records for rushing yards, touchdowns and blocked punts... Dual-sport athlete who was a three-time state track & field champion... Part of Oakdale's first playoff team in 2014 and first playoff win in 2016.

PERSONAL: Full name is Percy Kofi Agyei-Obese... Son of Percy and Vida Agyei-Obese... Has two sisters, Verna and Vonda... Majoring in communication studies.

Agyei-Obese Statistics

RUSHING	GP	Att	Yds	TD	Lg	Avg./R	Avg/G
2017	10	48	273	1	40	5.7	27.3
2018	13	18	168	1	80	9.3	12.9
2019	16	259	1216	19	37	4.7	76.0
TOTAL	39	325	1657	21	80	5.1	42.5

2020-21 JMU Players



MJ Hampton

32

Sr. / S / 6-0 / 196
Fredericksburg, Va.
Stafford

2019 AS A JUNIOR: Played in 15 games, making one start at safety... VaSID Second Team All-State... Had 45 total tackles (27 solo), to go with 2.0 tackles for loss, two forced fumbles, one interception for a touchdown, four pass breakups and a blocked kick... Career-high seven tackles with a TFL and breakup against New Hampshire (Nov. 9)... Had six tackles and the game-winning, 83-yard pick-six against Villanova (Oct. 12)... Also had six stops and a forced fumble versus Saint Francis (Sept. 7)... Had a blocked kick at Elon (Sept. 28)... Made five tackles in FCS Quarterfinals against Northern Iowa (Dec. 13)... Tallied three or more tackles in seven games... Challace McMillin Special Teams Award recipient.

2018 AS A SOPHOMORE: Played in 12 games, primarily on special teams... Had 10 total tackles (3 solo)... Season-high three tackles against Robert Morris (Sept. 13) and William & Mary (Sept. 22)... Three solo stops in RMU game... Also had two tackles at Richmond (Sept. 29).


2017 AS A FRESHMAN: Played in 11 games, primarily on special teams.

HIGH SCHOOL: VHSL 5A Second Team All-State as a senior... 5A First Team All-Region as a senior and Second Team as a junior... First Team All-Conference 15 defensive back as a junior and senior and Second Team as a freshman and sophomore... Second Team All-Conference running back as a senior... First Team All-Area as a senior, Second Team as a junior and Honorable Mention as a freshman... Second Team All-Nova as a senior... Defensive MVP in Senior All-Star Game... All-Underclassman defensive athlete... Dual-sport athlete who was an all-conference and all-area outfielder for Stafford's baseball team... Ranks in top 30% of his senior class.

PERSONAL: Full name is Mondell David Hampton Jr.... Son of Mondell Hampton and Karrie Lee... Has three sisters, Deanna, Moesha and Taylor... His father played football at Mercyhurst... Majoring in psychology.

Hampton Statistics

TACKLES	GP	Solo	Asst	Total	TFL-Yds	Sacks-Yds	INT	PD	FF	FR	BLK	QBH
2017	11	0	0	0	0-0	0-0	0	0	0	0	0	0
2018	12	3	7	10	0-0	0-0	0	0	0	0	0	0
2019	15	27	18	45	2.0-8	0-0	1	5	2	0	1	1
TOTAL	38	30	25	55	2.0-8	0-0	1	5	2	0	1	1



Sam Kidd

33

R-Jr. / LB / 6-1 / 206
Reston, Va.
James Madison

2019 AS A REDSHIRT SOPHOMORE: Played in eight games, primarily on special teams... Had 13 total tackles (eight solo)... Career-high seven tackles against Saint Francis (Sept. 7)... Made three tackles against Morgan State (Sept. 14)... CAA Commissioner's Academic Honor Roll (Spring 2020)... President's List (Spring 2020).

2018 AS A REDSHIRT FRESHMAN: Played in 12 games, primarily on special teams... Had seven total tackles (3 solo)... Season-best two tackles against Rhode Island (Nov. 10)... Had a solo stop at NC State (Sept. 1), against URI and at Towson (Nov. 17)... Dean's List (Spring 2019)... CAA Football Commissioner's Academic Honor Roll (Spring 2019).

2017 AS A FRESHMAN: Redshirted to retain a year of eligibility... Doug West Scout Team Defensive MVP.

HIGH SCHOOL: VHSL 6A First Team All-State as a senior... Honorable Mention All-Metro as a senior... All-Region as a senior... Liberty Conference Defensive Player of the Year as a senior... First Team All-Liberty Conference as a junior and

senior and Second Team as a sophomore... Helped JMHS to an 11-2 record and state quarterfinals appearance as a senior... Also made playoffs his junior season... Dual-sport athlete who also played basketball... Helped WarHawks win both the conference and region championships while being named to the All-Region Tournament Team.

PERSONAL: Full name is Patrick Samuel Kidd... Son of Dave and Alease Kidd... Has a brother, Max... His mother played basketball at Elon... His grandfather played football at LSU... Majoring in communication studies.

Kidd Statistics

TACKLES	GP	Solo	Asst	Total	TFL-Yds	Sacks-Yds	INT	PD	FF	FR	BLK	QBH
2018	12	3	4	7	0-0	0-0	0	0	0	0	0	0
2019	8	8	5	13	0-0	0-0	0	0	0	0	0	0
TOTAL	20	11	9	20	0-0	0-0	0	0	0	0	0	0



Chris Chukwuneke

34

R-So. / S / 6-0 / 172
Edison, N.J.

St. John Vianney (The Peddie School)

2019 AS A REDSHIRT FRESHMAN: Played in 10 games... Had 16 total tackles (11 solo), to go with one interception... Season-high four tackles and first career interception at Rhode Island (Nov. 23)... Had two tackles in four other games.

2018 AS A FRESHMAN: Redshirted to retain a year of eligibility.

PRIOR TO JMU: Spent one season in prep school at The Peddie School... All-Mid Atlantic Prep League in 2017... Gained 1,400 all-purpose yards with 19 touchdowns, as well as forcing two fumbles.

HIGH SCHOOL: Third Team All-State as a senior... First Team All-Shore as a junior and senior... Rushed for 1,300 yards and 15 touchdowns as a senior.

PERSONAL: Full name is Chiekwugo Christopher Chukwuneke... Son of Douglas McCormick and Florence Chukwuneke... Has four older brothers... Brother Chiebuka is a defensive back at Division II's Findlay... Majoring in political science.

Chukwuneke Statistics

TACKLES	GP	Solo	Asst	Total	TFL-Yds	Sacks-Yds	INT	PD	FF	FR	BLK	QBH
2019	10	11	5	16	0-0	0-0	1	1	0	0	0	0



Alex Miller

34

R-Jr. / WR / 5-10 / 193
Burke, Va.
Robinson

2019 AS A REDSHIRT SOPHOMORE: Played in all 16 games, serving as the team's holder on PAT and field goal units... Doug West Scout Team Special Teams MVP... CAA Football Commissioner's Academic Honor Roll (Fall 2019, Spring 2020)... Dean's List (Fall 2019).

2018 AS A REDSHIRT FRESHMAN: Joined team in Fall 2018... CAA Football Commissioner's Academic Honor Roll (Fall 2018, Spring 2019).

HIGH SCHOOL: All-conference quarterback and punter as a junior and senior... Helped Robinson to a 9-4 record and third round of the VHSL playoffs in 2015... Academic Honor Roll all four years... Dual-sport athlete who also played baseball, basketball and lacrosse.

PERSONAL: Full name is Robert Alexander Miller... Son of Brian and Michelle Miller... Has a brother Matthew and sister Bailey... His father played football at Hastings College... Majoring in sport and recreation management.

2020-21 JMU Players



Justin Ritter

36

*R-Fr. / K/P / 5-10 / 197
Frederick, Md.
Oakdale*

2019 AS A FRESHMAN: Played in one game, retaining a year of eligibility with four-game redshirt rule... Made debut against Morgan State (Sept. 14), with two kickoffs... CAA Commissioner's Academic Honor Roll (Spring 2020)... Dean's List (2020).

HIGH SCHOOL: Maryland 2A All-Region as a junior and senior... All-County selection as a junior and senior and Honorable Mention as a sophomore... All-Area as a junior... Oakdale's all-time leading special teams scorer... Helped Oakdale to 2018 Maryland 2A state championship and 33 total wins over last three seasons... Also part of team's playoff teams as a sophomore and junior... Named to Team Maryland for Big 33 Football Classic... Dual-sport athlete who also played baseball... Honor roll student.

PERSONAL: Full name is Justin Clark Ritter... Son of Darren and Karen Ritter... Has a brother, Jordan, and sister, Jensen... His father played college baseball at UMBC and five years in the Atlanta Braves farm system... His mother played tennis at UMBC... Majoring in sport and recreation management.



Clayton Cheatham

37

*Sr. / TE / 6-2 / 234
Mechanicsville, Va.
Hanover*

2019 AS A JUNIOR: Played in 11 games, primarily on special teams... Had one reception for two yards on a touchdown catch against Saint Francis (Sept. 7)... CAA Commissioner's Academic Honor Roll (Spring 2020).

2018 AS A SOPHOMORE: Played in 10 games, making five starts at tight end... Had six receptions for 54 yards... Made two catches against William & Mary (Sept. 22) and at Richmond (Sept. 29)... Season-long 17-yard grab at UR.

2017 AS A FRESHMAN: Played in all 15 games, making one start at tight end... Had eight receptions for 137 yards and four touchdowns... Averaged 17.1 yards per catch... Also had five total tackles (2 solo) on special teams... Had two catches for a season-high 57 yards and a touchdown against Villanova (Oct. 14)... First career catch was a 47-yard touchdown against Norfolk State (Sept. 16)... Also had a 34-yard reception in Villanova game... Caught touchdowns in three straight weeks, adding scores at William & Mary (Oct. 21) and against New Hampshire (Oct. 28)... Season-high three tackles versus NSU.

HIGH SCHOOL: VHSL 4A Second Team All-State as a sophomore and senior... 4A First Team All-East Region as a sophomore and senior... Conference 20 Offensive Player of the Year as a sophomore... First Team All-Conference 20 as a freshman, sophomore and senior... Returned from injury as a junior to lead Hanover to the 4A state quarterfinals in 2015... Also led the Hawks to the second round of the 2013 and 2014 playoffs... Dual-sport athlete who was also an all-conference lacrosse player... Honor roll student.

PERSONAL: Full name is Clayton Thomas Cheatham... Son of Deane and Cindy Cheatham... Has a brother, Deane, and sister, Caroline... Brother, Deane, was a former all-conference tight end for JMU (2011-15)... Majoring in sport and recreation management.

Cheatham Statistics

RECEIVING	GP	Rec	Yds	TD	Lg	Rec/G	Avg/C	Avg/G
2017	15	8	137	4	47	0.5	17.1	9.1
2018	10	6	54	0	17	0.6	9.0	5.4
2019	11	1	2	1	2	0.1	2.0	0.2
TOTAL	36	15	193	5	47	0.4	12.9	5.4



Mikail Kamara

38

*Fr. / DL / 6-1 / 247
Ashburn, Va.
Stone Bridge*

HIGH SCHOOL: Washington Post Honorable Mention All-Metro as a senior... VHSL 5A Second Team All-State as a junior... Region 5A Defensive Player of the Year as a senior... First Team All-Region as a junior and senior... First Team All-Potomac District as a junior and senior... Registered

34 tackles for loss and 15 sacks as a senior... Tallied 72 tackles, 16 sacks and three forced fumbles as a junior... Helped Stone Bridge to state championship games in 2018 and 2019, winning 12 games each season.

PERSONAL: Full name is Mikail Anthony Kamara... Son of Hassan and Samantha Kamara... Has three brothers, Amari, Naseer and Zyan... Majoring in computer information systems.



Payne Bauer

39

*Fr. / DL / 6-2 / 240
Stephens City, Va.
Sherando*

HIGH SCHOOL: USA Today Virginia Second Team All-State as a junior... VHSL First Team All-State as a junior and senior... 2018 and 2019 4A Region Player of the Year... First Team All-Region as a junior and senior... 2018 and 2019 Northwestern District Player of the Year... First Team All-District

as a junior and senior... Named Winchester Star Defensive Player of the Year in 2018 and 2019 and Northern Virginia Daily Defensive Player of the Year in 2019... First Team All-Area as a sophomore... Helped Sherando to 2017 region championship... Recorded more than 300 tackles, 25.5 sacks and 99 TFL in his career... Had 93 tackles, 12 sacks and 41 TFL as a senior... Tallied 106 tackles, 7.5 sacks and 36 TFL as a junior... Made 110 tackles, 6.0 sacks and 22 TFL as a sophomore... Dual-sport athlete who was also an All-State outfielder for the Sherando baseball team.

PERSONAL: Full name is Payne Robert Bauer... Son of Bob and Kelly Bauer... Has three sisters, Allison, Hannah and Gabrielle... Majoring in finance.



Peyton Rutherford

40

*Fr. / LB / 6-0 / 210
Berryville, Va.
Clarke County*

HIGH SCHOOL: VHSL 2A All-Region running back as a sophomore and junior... All-Bull Run District as a sophomore, junior and senior... Winchester Star First Team All-Area as a sophomore, junior and senior... Virginia Rivals First Team All-State and All-Underclassman Team as a sophomore... Rushed

for 1,005 yards with 12 total touchdowns as a senior... Tallied 1,690 rushing yards and 28 total touchdowns as a junior... Ran for 2,140 yards and scored 36 total touchdowns as a sophomore... Part of Clarke County's 10-2 record in 2017 that reached the region semifinals... Also helped team to 8-3 records and playoff appearances in 2018 and 2019... National Society of High School Scholars... Boys State.

PERSONAL: Full name is William Peyton Rutherford... Son of Billy and Liz Rutherford... Has a brother, Carson, and sister, Reagon... His great grandfather, Dick Kern, was an All-American football player at Virginia Tech... His uncle, Trey Kern, played football at Shepherd... Plans to major in kinesiology.

2020-21 JMU Players



Camden Wise

40

R-So. / K / 6-0 / 166
Blacksburg, Va.
Blacksburg

2019 AS A REDSHIRT FRESHMAN: Played in all 16 games, serving as the team's kickoff specialist... Had 119 kickoffs for 6,342 yards, averaging 53.3 yards per attempt... Had eight touchbacks... Had five total tackles (three solo) and one fumble recovery on special teams... Made two tackles at

Stony Brook (Oct. 5)... Recovered his first career fumble against Richmond (Nov. 16).

2018 AS A FRESHMAN: Redshirted to retain a year of eligibility... Appeared in one game, making collegiate debut against Robert Morris (Sept. 13)... Had one kickoff for 61 yards... CAA Football Commissioner's Academic Honor Roll.

HIGH SCHOOL: VHSL 3A First Team All-State as a junior... 3A First Team All-Region as a junior and 4A Second Team as a senior... First Team All-River Ridge District as a junior and senior... Second Team All-Timesland defensive back as a junior... Part of Blacksburg 3A state championship as a junior and helped Bruins to third round of 4A playoffs as a senior... Dual-sport athlete who also played baseball... Honor roll student.

PERSONAL: Full name is Camden Lane Wise... Son of Chris and Barbara Wise... Has a brother, Carson... His father played football at Newberry College... His brother is a kicker at NC State... Majoring in sport and recreation management.



Anthony Eaton

41

Fr. / RB / 6-0 / 192
Alexandria, Va.
T.C. Williams

HIGH SCHOOL: VHSL 6A All-Region as a junior and senior... All-Conference as a junior and senior... All-Gunston District as a junior... Named T.C. Williams' Outstanding Running Back as a senior and team MVP as both a freshman and junior... Helped Titans to second round of 2019

Northern Region 6A playoffs... Earned Comeback Player of the Year award as a sophomore... Set school record with six touchdowns in a single game as a junior... Alexandria Sportsman Club Athlete of the Month his once during both his junior and senior season... Selected to USA Football National Team his freshman year... Dual-sport athlete who was a sprinter for the track & field team... State champion in 4x200, All-State in 4x100 twice and runner-up in national division in 4x100 at Penn Relays... Scholar-Athlete at T.C. Williams.

PERSONAL: Full name is Anthony Louis Eaton Jr... Son of Anthony Eaton Sr. and Lorna Lewis-Eaton... Has two sisters, Alexis and Bianca... His father ran track at Florida State and mother ran track at JMU... Majoring in economics.



Michael Johnson

42

R-Jr. / S / 5-11 / 204
Glen Allen, Va.
Deep Run

2019 AS A REDSHIRT SOPHOMORE: Played in eight games, primarily on special teams... Had first career tackle on a half tackle for loss against Morgan State (Sept. 14)... CAA Football Commissioner's Academic Honor Roll (Fall 2019, Spring 2020)... Dean's List (Fall 2019).

2018 AS A REDSHIRT FRESHMAN: Played in one game, making collegiate debut against Robert Morris (Sept. 13)... Doug West Scout Team Special Teams MVP... Dean's List (Spring 2019).


2017 AS A FRESHMAN: Redshirted to retain a year of eligibility.

HIGH SCHOOL: All-Conference as a senior... Helped Deep Run to 5A playoffs in 2016... Made 72 tackles with one interception as a senior... Had 500 receiving yards and 377 return yards as a senior... Team captain... Three-year starter for the Wildcats... Dual-sport athlete who also played baseball at DRHS... Was captain for the baseball team... Honor roll student.

PERSONAL: Full name is Michael Anthony Johnson... Son of Mike and Vicki Johnson... Has a brother, Matthew... His cousin, Reon Dawson, played corner at Michigan... Majoring in communication studies.

Johnson Statistics

TACKLES	GP	Solo	Asst	Total	TFL-Yds	Sacks-Yds	INT	PD	FF	FR	BLK	QBH
2018	1	0	0	0	0-0	0-0	0	0	0	0	0	0
2019	8	0	1	1	0.5-0	0-0	0	0	0	0	0	0
TOTAL	9	0	1	1	0.5-0	0-0	0	0	0	0	0	0



Garrett Groulx

43

R-Jr. / DL / 6-3 / 260
Davidson, N.C.
Davidson Day

2019 AS A REDSHIRT SOPHOMORE: Played in all 16 games, making one start at defensive tackle... Had nine total tackles (three solo), to go with 3.0 tackles for loss and two blocked kicks... Ranked eighth nationally and third in the CAA in blocks... Season-high three tackles and a half tackle for loss

against Saint Francis (Sept. 7)... Had two tackles and a TFL against Towson (Oct. 26)... Also had a TFL and a block in first career start in FCS Second Round versus Monmouth (Dec. 7)... Also had a block against New Hampshire (Nov. 9)... Had two or more stops in three outings... CAA Football Commissioner's Academic Honor Roll (Fall 2019, Spring 2020).

2018 AS A REDSHIRT FRESHMAN: Played in three games... Made first career tackle in FCS Second Round at Colgate (Dec. 1)... CAA Football Commissioner's Academic Honor Roll (Spring 2019).

2017 AS A FRESHMAN: Redshirted to retain a year of eligibility.

HIGH SCHOOL: Four-year starter at Davidson Day... NCISAA Division I First Team All-State defensive lineman as a junior and Second Team as a sophomore... Nominee for Defensive Player of the Year at 2015 Charlotte Football Awards... Missed senior season due to injury, but ranked in top 22 of Lake Norman Citizen football poll... Adidas Freshman All-American... Helped Patriots to 2013 and 2015 NCISAA state championships and was runner-up in 2014... Dual-sport athlete who also played lacrosse and ran track & field... Four-time Headmaster's List.

PERSONAL: Full name is Garrett Steven Groulx... Son of Steven and Kathy Groulx... Has two brothers, Nolan and Liam, and sister, Sydney. Father, Steven, played football at Central Michigan... Majoring in management.

Groulx Statistics

TACKLES	GP	Solo	Asst	Total	TFL-Yds	Sacks-Yds	INT	PD	FF	FR	BLK	QBH
2018	3	0	1	1	0-0	0-0	0	0	0	0	0	0
2019	16	3	6	9	3.0-16	0-0	0	0	0	0	2	0
TOTAL	18	3	7	10	3.0-16	0-0	0	0	0	0	2	0

2020-21 JMU Players



Taurus Jones

44

R-Fr. / LB / 6-1 / 213
Portsmouth, Va.
I.C. Norcom

2019 AS A FRESHMAN: Redshirted to retain a year of eligibility.

HIGH SCHOOL: VHSL 3A First Team All-State as a senior... 3A Region Player of the Year as a senior... First Team All-Region as a senior and honorable mention as a sophomore... First Team All-Tidewater as a senior... 2018 Eastern District Defensive Player of the Year... First Team All-District as a senior and Honorable Mention as a sophomore... Helped I.C. Norcom to 9-5 record and berth in regional title game his senior season... Dual-sport athlete who was a two-time state champion with the basketball team... Honor roll student every semester of high school... National Honor Society member.

PERSONAL: Full name is Taurus Jaisean Jones... Son of Taurus and Adrienne Jones... Has one brother and three sisters... His sister, Taura, played basketball at Barton College... Majoring in computer science.



Seth Naotala

46

Fr. / LB / 6-0 / 223
Suffolk, Va.
Nansemond River

HIGH SCHOOL: VHSL 5A First Team All-State as a senior... First Team All-Region as a senior and Second Team as a junior... First Team All-Tidewater as a senior... 2019 Peninsula District Defensive Player of the Year... First Team All-District as a junior and senior and Honorable Mention as a freshman and sophomore... First Team All-757 as a senior... Peninsula Sports Club Most Outstanding Football Player as a senior... Had 160 tackles, 20 TFL, two forced fumbles, two interceptions and four breakups as a senior... Registered 157 tackles, 28 TFL, 8.0 sacks and five forced fumbles as a junior... Honor roll student.

PERSONAL: Full name is Seth Paulo Naotala... Son of Tony and Shantell Naotala... Has two brothers, Kalepo and Koa, and a sister, Siena... Majoring in kinesiology.



Antonio Colclough

45

R-So. / DL / 6-3 / 241
Harlem, N.Y.
Cardinal Hayes (Temple)

2019 AS A REDSHIRT FRESHMAN: Played in three games... Had first career tackle against Morgan State (Sept. 14).

PRIOR TO JMU: Transferred to JMU after spending one season at Temple where he redshirted to retain all four years of eligibility.

HIGH SCHOOL: Played defensive end at Cardinal Hayes in the Bronx, N.Y... All-City and All-Conference selection as a senior... Made 46 tackles with 5.0 TFL and 4.0 sacks as a senior... Dual-sport athlete who also threw the javelin and shot put for the track & field team.

PERSONAL: Full name is Antonio Beckett Colclough... Son of Anthony Colclough and Erin Harris... His father served in the United States Army... Has two brothers and three sisters... Majoring in writing, rhetoric and technical communication.

Colclough Statistics

TACKLES	GP	Solo	Ast	Total	TFL-Yds	Sacks-Yds	INT	PD	FF	FR	BLK	QBH
2019	3	0	1	1	0.0-0	0.0-0	0	0	0	0	0	0



Aaron Whear

46

R-Fr. / LS / 5-10 / 191
Suffolk, Va.
Nansemond River

2019 AS A FRESHMAN: Redshirted to retain a year of eligibility... CAA Football Commissioner's Academic Honor Roll (Fall 2019, Spring 2020)... President's List (Fall 2019, Spring 2020).

HIGH SCHOOL: Second Team All-District as a senior... Named Special Teams Player of the Year as a senior... Helped Nansemond River to VHSL 5A region title and state semifinal berth as a junior and to the region title game as a senior... Team captain as a senior... Class Salutatorian with a 4.51 GPA... J. William "Bill" Myers Scholar-Athlete Award... Project Lead the Way Engineering Certification.

PERSONAL: Full name is Aaron Joshua Whear... Son of Steven and Stephanie Whear... Has a brother, Zachery, and two sisters, Megan and Erin... Both of his parents swam at Division III's Norwich University... His cousin, Jeffrey Jacobs, wrestled for JMU... His father served 20 years in the U.S. Navy... Majoring in management.



Holt Egan

45

Fr. / WR / 6-3 / 183
Stafford, Va.
North Stafford

HIGH SCHOOL: VHSL 5A All-State as a junior and senior... 5A All-Region selection as a junior and senior... All-Nova and All-Area as a junior and senior... All-District honoree as a junior and senior... Helped North Stafford to 5A region championships in 2018 and 2019... Had 1,000 receiving yards and 10 touchdowns as a senior... Dual-sport athlete who helped the North Stafford basketball team to district title and was an All-Region and All-District pick... Honor roll student who graduated high school with a 3.5 GPA.

PERSONAL: Full name is Holt Robert Egan... Son of Gerald and Michele Egan... Has four brothers and one sister... His father was a swimmer at Old Dominion... Plans to major in kinesiology.



Mike Wilcox

47

R-So. / DL / 6-3 / 238
Hanover, Va.
Hanover

2019 AS A REDSHIRT FRESHMAN: Did not see any action.

2018 AS A FRESHMAN: Redshirted to retain a year of eligibility.

HIGH SCHOOL: VHSL 4A All-Region as a senior... All-Conference as a sophomore, junior and senior... Dual-sport athlete who was a region finalist for the wrestling team... Honor roll student.

PERSONAL: Full name is Michael Don Wilcox... Son of Jason and Kim Wilcox... Has two sisters... His father played football at Chowan... Majoring in sport and recreation management.



Khurram Simpson

48

Fr. / DL / 6-2 / 251
West Orange, N.J.
Mater Dei Prep

HIGH SCHOOL: First Team Shore Conference Coaches All-Division as a senior... Jersey Sports Zone All-Zone Team as a senior... New Jersey Nike's The Opening D-Line MVP as a junior... Roman Solders Showcase Silver Medal in 2018... Recorded 53 tackles, 19 sacks, 32 quarterback hurries, one fumble recovery and a blocked punt in 2019... Recorded 25 tackles and eight sacks in 2018... Helped Mater Dei Prep to championship game in 2018 and 2019... Attended Immaculate Conception as a freshman and sophomore, earning NJSFC All-Division Second Team honors as a sophomore... Had three 26 tackles and three sacks while scoring two touchdowns at tight end... Dual-sport athlete who won the silver medal at the NJSIAA Relay Championships in winter track... Global Leaders Academy as a junior and senior.

PERSONAL: Full name is Khurram Jahdari Simpson... Son of Windale Simpson and Lisa Khandker-Simpson... Has three sisters, Maya, Marjani and Shajara... His sister, Maya, is an internal and pediatric doctor at the University of Miami Jackson Memorial Hospital... Majoring in sport and recreation management.



Francis Meehan

49

R-So. / S / 5-11 / 190
Wilmington, N.C.
New Hanover

2019 AS A REDSHIRT FRESHMAN: Played in one game... CAA Commissioner's Academic Honor Roll (Spring 2020).

2018 AS A FRESHMAN: Redshirted to retain a year of eligibility... CAA Football Commissioner's Academic Honor Roll.

HIGH SCHOOL: First Team All-State by AP and NC Preps... First Team All-Area... First Team All-Conference... Recorded 80 tackles with 11 interceptions and 14 pass breakups as a senior... Helped New Hanover to NC 3AA state championship with a 15-1 record... Named State Championship Defensive Player of the Game... National Honor Society and Beta Club member.

PERSONAL: Full name is Francis James Meehan... Son of Frank and Maureen Meehan... Has a brother, Matteo, and sister, Kennedy... Majoring in management.



Kyle Davis

50

R-Jr. / LS / 5-11 / 210
Waxhaw, N.C.
Marvin Ridge

2019 AS A REDSHIRT SOPHOMORE: Played in all 16 games, serving as the team's short and long snapper... Did not have one bad snap all season, aiding in JMU's single-season record 27 field goals... Also had first career tackle at West Virginia (Aug. 31)... Unsung Hero Award... CAA Football Commissioner's Academic Honor Roll (Fall 2019, Spring 2020)... Dean's List (2020).

2018 AS A REDSHIRT FRESHMAN: Played in all 13 games, serving as team's short and long snapper... Did not have one bad snap all season, aiding in JMU making 23 field goals, the previous single-season record prior to 2019.

2017 AS A FRESHMAN: Redshirted to retain a year of eligibility... Doug West Scout Team Special Teams MVP.

HIGH SCHOOL: Helped Mavericks reach the NCHSAA 3AA state quarterfinals as a senior and first round as junior... Part of Marvin Ridge's 2015 Southern Carolina Conference championship... Dual-sport athlete who also played basketball... Honor roll student.

PERSONAL: Full name is Kyle Jon Davis... Son of Ken and Denise Davis... Has two sisters, Brooke and Lauren... Majoring in communication studies.



Mateo Jackson

51

Jr. / LB / 6-1 / 216
Richmond, Va.
Hermitage

2019 AS A SOPHOMORE: Played in 15 games... Had four total tackles (three solo)... Had all three solo tackles during the FCS postseason.

2018 AS A FRESHMAN: Played in seven games... Had 19 total tackles (6 solo), to go with 1.5 tackles for loss... Season-high five tackles in collegiate debut at NC State (Sept. 1)... Had four stops at Robert Morris (Sept. 13)... Made three tackles against both William & Mary (Sept. 22) and Elon (Oct. 6)... Also had a TFL in Elon game... CAA Football Commissioner's Academic Honor Roll (Spring 2019).

HIGH SCHOOL: VHSL 5A First Team All-State as a senior and Second Team as a junior... Metro Defensive Player of the Year as a senior... First Team All-Metro as a junior and senior... Class 5 Region B Defensive Player of the Year... First Team All-Region as a junior and senior... First Team All-Conference 12 as a junior and senior... Helped Hermitage to two region championships and one region semifinal, winning 10+ games in sophomore through senior seasons... Finished career ranking fifth all-time in tackles for the Panthers... Honor roll student.

PERSONAL: Full name is Mateo Luis Jackson... Son of Reginald Jackson Jr. and Linda Martinez... Has a brother, Edwin, and two sisters, Ashlyn and Angel... Majoring in health sciences.

Jackson Statistics

TACKLES	GP	Solo	Ast	Total	TFL-Yds	Sacks-Yds	INT	PD	FF	FR	BLK	QBH
2018	7	6	13	19	1.5-2	0-0	0	0	0	0	0	0
2019	15	3	1	4	0-0	0-0	0	0	0	0	0	0
TOTAL	21	9	14	23	1.5-2	0-0	0	0	0	0	0	0



Tyshawn Wyatt

52

Fr. / OL / 6-4 / 338
Richmond, Va.
Henrico

HIGH SCHOOL: Second Team All-State as a senior... Second Team All-Metro as a senior... 5A First Team All-Region at both offensive line and defensive line as a senior... Also earned All-Region honors as a junior... Helped Henrico to 5A playoffs every season, including state quarterfinals in 2018

and second round in 2017.

PERSONAL: Full name is Tyshawn J. Wyatt... Son of Lashawnda Wyatt... Has a sister, Lashawn'te.



Zai Roberts

53

Fr. / DL / 6-4 / 250
Virginia Beach, Va.
Princess Anne

HIGH SCHOOL: High School: Second Team All-Region as a sophomore... Helped Princess Anne to 8-2 record and berth in 5A playoffs in 2019... Named Buffalo Wild Wings Player of the Week... Dual-sport athlete who was a 1,000-point scorer for the Cavaliers... Was named All-State once and All-

Region three times.

PERSONAL: Full name is Azaiyah Alden Roberts... Son of Aaron Roberts and Amie Walsh... Has two brothers, Anthony and Alijah... His brother, Anthony, played football at North Carolina Wesleyan... Majoring in sport and recreation management.

2020-21 JMU Players



Ronald Altman

55

Fr. / OL / 6-3 / 277

Springfield, Va.

Lake Braddock Secondary

HIGH SCHOOL: Received National Football Foundation and College Hall of Fame Scholarship... VHSL 6A Honorable Mention All-State offensive lineman senior... First Team All-Region offensive lineman as a junior and senior... First Team All-Patriot District offensive lineman as a junior and senior... Second Team All-Northern Virginia offensive lineman as a junior... Second Team All-District defensive lineman as a senior... Helped Lake Braddock advance to 6A region title game in 2019 while also reaching playoffs in 2018.

PERSONAL: Full name is Ronald Alfonso Altman... Son of Lawrence and Veronica Altman... Has a sister, Marica.



Tanner Morris

58

R-Fr. / OL / 6-2 / 301

Fayetteville, N.C.

Terry Sanford

2019 AS A FRESHMAN: Redshirted to retain a year of eligibility... CAA Football Commissioner's Academic Honor Roll (Fall 2019).

HIGH SCHOOL: First Team All-Patriot Athletic Conference as a senior and Second Team as a junior... Selected to 2018 Shrine Bowl of the Carolinas... Received U.S. Army Leadership and Commitment Award at Shrine Bowl... Helped Terry Sanford to third round of 2018 playoffs with 12-4 record and second round in both 2016 and 2017... Won PAC championship his junior season.

PERSONAL: Full name is Tanner Grey Morris... Son of Delton and Delilia Morris... Has a brother, Wyatt, and sister, Avery... His grandfather played college football at Cal and Fresno State... Majoring in finance.



Nick Kidwell

56

R-So. / OL / 6-5 / 315

Knoxville, Md.

Boonsboro

2019 AS A REDSHIRT FRESHMAN: Played in all 16 games, primarily on special teams... CAA Football Commissioner's Academic Honor Roll (Fall 2019).

2018 AS A FRESHMAN: Played in two games, retaining a year of eligibility with four-game redshirt rule.

HIGH SCHOOL: Washington County Offensive Player of the Year as a senior... Gardener Offensive Lineman of the Year as a senior... First Team All-Washington County as a junior and senior and Second Team as a sophomore... Selected as Baltimore Touchdown Club All-Star... Member of Super 22 Team as a junior... Helped Warriors to three-straight MPSSAA 1A playoff appearances... Dual-sport athlete who was a shot put champion for Boonsboro's indoor and outdoor track and field teams... Honor roll student.

PERSONAL: Full name is Nicholas Joseph Kidwell... Son of Carl and Jenifer Kidwell... Has a sister, Carly... His father served four years in the Navy... Majoring in kinesiology.



Seth Weaver

59

R-Sr. / LS / 6-1 / 174

Ruckersville, Va.

Monticello (Christopher Newport)

2019 AS A REDSHIRT JUNIOR: Did not see any action... CAA Football Commissioner's Academic Honor Roll (Fall 2019, Spring 2020).

2018 AS A REDSHIRT SOPHOMORE: Did not see any action... CAA Football Commissioner's Academic Honor Roll (Spring 2019).

PRIOR TO JMU: Transferred to JMU in Fall 2017 after spending 2016 academic year as a receiver at Christopher Newport University where he appeared in one game... Joined the JMU football team in Fall 2018.

HIGH SCHOOL: First Team All-Conference safety as a senior... Second Team All-Conference receiver as a senior... Second Team All-District receiver as a senior... Dual-sport athlete who also played basketball and baseball at Monticello... 2015-16 US Army Scholar-Athlete Award winner.

PERSONAL: Full name is Seth McCabe Weaver... Son of Joe and Karen Weaver... Has a sister, Ella... His father played football at William & Mary... Graduated from JMU with a bachelor's degree in sport and recreation management with a minor in business in December 2020.



Stanley Hubbard

57

R-Jr. / OL / 6-4 / 301

Capitol Heights, Md.

St. John's College (UConn)

2020 SPRING AT JMU: CAA Commissioner's Academic Honor Roll (Spring 2020).

PRIOR TO JMU: Transferred to JMU after spending three seasons at UConn... Redshirted true freshman season in 2017... Played in six games in 2018 and four games in 2019.

HIGH SCHOOL: 2016 USA Today First Team All-USA D.C. offensive lineman.

PERSONAL: Full name is Stanley Hubbard III... Son of Stan and Luci Hubbard... Has a brother, Michael, and sister, Jordan... Majoring in communication studies.



Joe Worman

61

R-Fr. / DL / 6-3 / 272

Leesburg, Va.

Flint Hill

2019 AS A FRESHMAN: Redshirted to retain a year of eligibility.

HIGH SCHOOL: VISAA Division I All-State defensive line as a junior and senior and All-State offensive line as a senior... All-MAC Conference as a junior and senior... All-Nova Team as a senior.

PERSONAL: Full name is Joseph Merle Worman... Son of Gregory and Jacquelyn... Has a brother, Sam, and sister, Kathryn... His brother played basketball at Liberty... Majoring in computer science.

2020-21 JMU Players



Kyle Smith

62

*R-So. / OL / 6-4 / 310
Culpeper, Va.
Eastern View*

2019 AS A REDSHIRT FRESHMAN: Did not see any action

2018 AS A FRESHMAN: Redshirted to retain a year of eligibility.

HIGH SCHOOL: VHSL 4A All-State as a senior... All-Region as a junior and senior... All-Conference

22 as a sophomore, junior and senior... All-Battlefield District as a freshman... Named Eastern View's Offensive Lineman of the Year as a junior and senior... Received leadership award as a sophomore... Helped Cyclones to third round of 2017 playoffs and second round of 2018 playoffs... Dual-sport athlete who also played basketball and was the track captain... Received a Business Academic Award and was a Germanna Scholar.

PERSONAL: Full name is Kyle Nathan Smith... Son of Dwight and Sonya Smith... Has a brother, Nicholas... Majoring in kinesiology.



J.T. Timming

63

*R-Sr. / OL / 6-2 / 306
Liberty Township, Ohio
Lakota East*

2019 AS A REDSHIRT JUNIOR: Played in 11 games, serving as the No. 2 center on the depth chart... Part of an offensive line that helped JMU lead the country in completion percentage (70.6%) and fourth-down percentage (88.9%), while also ranking second in third-down percentage (53.6%), third in scoring (40.0) and first downs (24.81), fourth in pass efficiency (169.44), sixth in red-zone percentage (91.7%), seventh in time of possession (33:14) and 10th in both total offense (465.8) and rushing offense (242.9)... JMU produced at least 50 points four times and had an average win margin of 24.3 points per game... CAA Commissioner's Academic Honor Roll (Spring 2020).

2018 AS A REDSHIRT SOPHOMORE: Played in five games, serving as the No. 2 center on the depth chart... Part of an offensive line that helped JMU rank second nationally in completion percentage (67.4%) while also ranking 10th in the FCS in first downs (279), 13th on third-down conversions (45.6%) and 18th in scoring (33.9)... Dukes led CAA in third-down opportunities while also ranking second in scoring, total offense (406.9), first downs and red-zone percentage (85.5%)... CAA Football Commissioner's Academic Honor Roll (Fall 2018, Spring 2019).

2017 AS A REDSHIRT FRESHMAN: Played in eight games, serving a backup center role, as well as playing on special teams... Part of an offensive line that helped JMU lead the CAA and rank 15th nationally in scoring (34.4)... Also ranked third in first downs (325), ninth in completion percentage (64.9), 22nd in pass efficiency (142.46 rating), 25th in rushing (194.3), and 30th in total offense (419.0)... JMU produced four games over 40 points, including a season-high 75... Ranked second nationally with a +23.3 win margin... CAA Football Commissioner's Academic Honor Roll.

2016 AS A FRESHMAN: Redshirted to retain a year of eligibility... Named Doug West Offensive Scout Team MVP.

HIGH SCHOOL: Second Team Division I All-Region as a junior and senior... First Team All-Greater Miami Conference as a junior and senior... Division I Associated Press Second Team All-Southwest District... Cincinnati Enquirer Division I All-Star as a senior... Journal-News First Team All-Area... Helped Lakota East to the regional semifinals of the 2014 OHSAA Division I playoffs as a junior... Honor roll student.

PERSONAL: Full name is Jacob Timming... Son of Brian and Dawn Timming... Has two brothers, Cody and Brett... Majoring in sport and recreation management.



Tony Thurston

65

*R-So. / DL / 6-5 / 272
Louisa, Va.
Louisa*

2019 AS A REDSHIRT FRESHMAN: Played in 10 games... Had five total tackles (one solo), to go with 1.5 tackles for loss... Had a full tackle for loss against New Hampshire (Nov. 9)... Also had a half TFL against Morgan State (Sept. 14)... CAA Football Commissioner's Academic Honor Roll (Fall

2019).

2018 AS A FRESHMAN: Played in three games, retaining a year of eligibility with four-game redshirt rule... CAA Football Commissioner's Academic Honor Roll.

HIGH SCHOOL: First Team All-USA Virginia Defense as a senior... VHSL 4A State Defensive Player of the Year as a senior... 4A First Team All-State offense and defense as a senior... Central Virginia Defensive Player of the Year as a senior... First Team All-Central Virginia defense as a senior... 4A Region Defensive Player of the Year as a senior... First Team All-Region offense and defense as a junior and senior... First Team All-804 defense as a senior... First Team All-Conference 19 offense as a junior and First Team defense as a sophomore and junior... Jefferson District Defensive Player of the Year... First Team All-District offense and defense as a junior and senior... Falcon Club Student-Athlete of the Year as a senior... Recipient of the Falcon Club Citizenship Award... Led Louisa to a 14-1 record and berth in the 4A state title game as a senior... Dual-sport athlete who was a wrestler... Finished fourth in the state at heavyweight his junior year while winning conference, district and region championships in the division... Member of the National Honor Society.

PERSONAL: Full name is Donald Anthony Thurston III... Son of Tony Jr. and Christin Thurston... Has two sisters, Dayna and Danielle... Majoring in kinesiology.

Thurston Statistics

	TACKLES	GP	Solo	Asst	Total	TFL-Yds	Sacks-Yds	INT	PD	FF	FR	BLK	QBH
2018		3	0	0	0	0-0	0-0	0	0	0	0	0	0
2019		10	1	4	5	1.5-2	0-0	0	0	0	0	0	0
TOTAL		13	1	4	5	1.5-2	0-0	0	0	0	0	0	0



Cole Potts

66

*Fr. / OL / 6-3 / 300
Johnstown, Ohio
St. Francis DeSales*

HIGH SCHOOL: First Team All-State as a senior... First Team All-Metro as a senior... First Team All-District as a senior and special mention as a junior... First Team All-Central Catholic League as a junior and senior and Second Team as a sophomore... Helped Stallions to second round of D2 playoffs in 2019 with a 9-3 record... Dual-sport athlete who was an All-Metro wrestler... National Honor Society member.

PERSONAL: Full name is Cole James Potts... Son of Eric and Gene Potts... Has a brother, Jacob, and sister, Katelyn... His mother played volleyball at Malone University... His father wrestled and played rugby at West Virginia... His brother played football at Case Western... Majoring in finance.

2020-21 JMU Players



Truvell Wilson

69

*R-Sr. / OL / 6-2 / 313
Richmond, Va.
Henrico (UVA-Wise)*

2019 AS A REDSHIRT JUNIOR: Started in all 16 games at left guard... Third Team All-CAA offensive lineman... VaSID Second Team All-State... Part of an offensive line that helped JMU lead the country in completion percentage (70.6%) and fourth-down percentage (88.9%), while also ranking second in third-down percentage (53.6%), third in scoring (40.0) and first downs (24.81), fourth in pass efficiency (169.44), sixth in red-zone percentage (91.7%), seventh in time of possession (33:14) and 10th in both total offense (465.8) and rushing offense (242.9)... JMU produced at least 50 points four times and had an average win margin of 24.3 points per game... John David Kraus Memorial Award... CAA Football Commissioner's Academic Honor Roll (Fall 2019)... Dean's List (Fall 2019).


2018 AS A REDSHIRT SOPHOMORE: Played in 11 games, primarily on special teams, and also served as a backup guard... Dean's List (Spring 2019)... CAA Football Commissioner's Academic Honor Roll (Fall 2018, Spring 2019).

2017 AS A SOPHOMORE: Redshirted season due to NCAA transfer rules... CAA Football Commissioner's Academic Honor Roll.

PRIOR TO JMU: Transferred to JMU after spending one season at Virginia-Wise... Started every game at left tackle, earning Honorable Mention All-Mountain East Conference honors.

HIGH SCHOOL: Second Team All-Metro as a junior and senior and Honorable Mention as a sophomore... First Team All-State as a senior and Second Team as a junior... First Team All-Region as a junior and senior... First Team All-Conference as a junior and senior... Dual-sport athlete who also wrestled and was a thrower for track & field... Graduated from Henrico with a 4.1 GPA.

PERSONAL: Full name is Truvell Marquette Wilson... Son of Vernell and Tonya Wilson... Has a brother, Myles, and sister, Tyla... Majoring in integrated science and technology.



Justin Morgan

72


*R-Fr. / OL / 6-5 / 305
Queens, N.Y.
Fork Union [VA]/Iowa Western*

PRIOR TO JMU: Prior to JMU: Transferred to JMU after spending 2019 season at Iowa Western, where he redshirted... Also took post-grad year at Fork Union Military Academy, playing in 2018 season... Helped FUMA to undefeated 9-0 record.

HIGH SCHOOL: Played senior season at Fork Union in Virginia after playing first three years at

Holy Cross High School in Flushing, N.Y... Played on both side of the ball at both FUMA and Holy Cross... N.U.C. All-American as a sophomore... Helped Holy Cross to one playoff appearance.

PERSONAL: Son of Thomas Morgan Sr. and Carolyn Mazur... Has a brother, Thomas, who is a tight end at Rutgers... Majoring in management.



Tyler Stephens

74

*Fr. / OL / 6-5 / 283
Virginia Beach, Va.
Ocean Lakes*

HIGH SCHOOL: VHSL 6A All-State as a junior... First Team All-Region as a junior... First Team All-Beach District as a junior and senior... Helped Ocean Lakes to three straight playoff appearances, including a fourth-round berth in 2018, going 13-2... Honor roll student.

PERSONAL: Full name is Tyler Mark Stephens... Son of Greg and Kathy Stephens... Has a sister, Ashley... Majoring in kinesiology.



Sammy Junco

75

*R-So. / OL / 6-2 / 306
Vienna, Va.
James Madison (VMI)*

2019 AS A REDSHIRT FRESHMAN: Redshirted due to NCAA transfer rules... CAA Commissioner's Academic Honor Roll (Spring 2020).

PRIOR TO JMU: Transferred to JMU after spending one season at VMI where he did not see any action.

HIGH SCHOOL: VHSL 6A Honorable Mention All-State as a senior... First Team All-Region as a senior... First Team All-Northern Virginia as a senior... All-Concord Conference selection as a junior and senior... Helped JMHS to 6A region title game as a junior and second round of playoffs as a senior... Graduated with an advanced studies diploma.

PERSONAL: Full name is Samuel Khan Junco... Son of Carl and Asma Junco... Has a sister, Madeleine... His mother played field hockey at Buffalo... His uncle was a track athlete at Canisius... His immediate family has five lawyers... Majoring in kinesiology.



Jake Glavin

76

*R-Jr. / OL / 6-2 / 300
Chester Springs, Pa.
Malvern Prep*

2019 AS A REDSHIRT SOPHOMORE: Played in eight games... CAA Commissioner's Academic Honor Roll (Spring 2020).

2018 AS A REDSHIRT FRESHMAN: Played in all 13 games, primarily on special teams... CAA Football Commissioner's Academic Honor Roll.

2017 AS A FRESHMAN: Redshirted to retain a year of eligibility.

HIGH SCHOOL: Four-year letter winner at Malvern Prep... PFN 5A Second Team All-State as a senior... All-Southeastern PA selection as a junior and senior... First Team All-Main Line as a junior and senior... First Team All-Inter-Academic League as a sophomore, junior and senior... All-City as a junior and senior... First Team All-District as a sophomore and Honorable Mention as a freshman... Helped team to conference championships in 2014 and 2016... Dual-sport athlete who was a member of the Malvern state champion baseball team... Member of the National Honor Society and National Arts Honors Society.

PERSONAL: Full name is Jake Michael Glavin... Son of Michael and Stephanie Glavin... Has a brother, Luke... Father played football and Franklin & Marshall... Mother played basketball at Mansfield... Brother is a pitcher at Lehigh... Majoring in management.



Liam Fornadel

77

Sr. / OL / 6-4 / 310
Wyckoff, N.J.
Don Bosco Prep

2020-21 AS A SENIOR: Stats Perform FCS Preseason First Team All-American... HERO Sports Preseason All-American... Athlon Sports FCS Preseason All-American.

2019 AS A JUNIOR: Started in all 16 games at right tackle... AFCA First Team All-American... STATS FCS First Team All-American... HERO Sports First Team All-American... Phil Steele First Team All-American... Associated Press Second Team All-American... First Team All-CAA offensive lineman... Touchdown Club of Richmond Division I Offensive Lineman of the Year... First Team All-ECAC... VaSID First Team All-State... Part of an offensive line that helped JMU lead the country in completion percentage (70.6%) and fourth-down percentage (88.9%), while also ranking second in third-down percentage (53.6%), third in scoring (40.0) and first downs (24.81), fourth in pass efficiency (169.44), sixth in red-zone percentage (91.7%), seventh in time of possession (33:14) and 10th in both total offense (465.8) and rushing offense (242.9)... JMU produced at least 50 points four times and had an average win margin of 24.3 points per game... STATS FCS Preseason Second Team All-American... HERO Sports Preseason Third Team All-American... Preseason All-CAA... JMU Offensive Lineman of the Year.

2018 AS A SOPHOMORE: Started all 13 games at right tackle... HERO Sports FCS First Team Sophomore All-American... Second Team All-CAA offensive lineman... VaSID First Team All-State... Part of an offensive line that helped JMU rank second nationally in completion percentage (67.4%) while also ranking 10th in the FCS in first downs (279), 13th on third-down conversions (45.6%) and 18th in scoring (33.9)... Dukes led CAA in third-down opportunities while also ranking second in scoring, total offense (406.9), first downs and red-zone percentage (85.5%)... JMU's Offensive Lineman of the Year.

2017 AS A FRESHMAN: Played in all 15 games, making two starts at right guard... JMU Rookie of the Year... Part of an offensive line that helped JMU lead the CAA and rank 15th nationally in scoring (34.4)... Also ranked third in first downs (325), ninth in completion percentage (64.9), 22nd in pass efficiency (142.46 rating), 25th in rushing (194.3), and 30th in total offense (419.0)... JMU produced four games over 40 points, including a season-high 75... Ranked second nationally with a +23.3 win margin... Made first two career starts in FCS semifinal against South Dakota State (Dec. 16) and in NCAA Division I Championship game versus North Dakota State (Jan. 6).

HIGH SCHOOL: USA Today Second Team ALL-USA New Jersey as a senior... NJ.com First Team All-Non Public Football Team as a senior... Second Team All-NJSFC United Division as a senior... Part of Don Bosco's NJSIAA Non-Public Group 4 state championship in 2015... Helped Don Bosco to Group 4 semifinals in 2014 and 2016... Participated in the 2016 Nike Football N.J. Opening Regional.

PERSONAL: Full name is Liam Paul Fornadel... Majoring in finance.



Raymond Gillespie

79

R-Sr. / OL / 6-5 / 297
Mechanicsville, Va.
Atlee

2019 AS A REDSHIRT JUNIOR: Played in all 16 games, making 13 starts at left tackle... Part of an offensive line that helped JMU lead the country in completion percentage (70.6%) and fourth-down percentage (88.9%), while also ranking second in third-down percentage (53.6%), third in scoring (40.0) and first downs (24.81), fourth in pass efficiency (169.44), sixth in red-zone percentage (91.7%), seventh in time of possession (33:14) and 10th in both total offense (465.8) and rushing offense (242.9)... JMU produced at least 50 points four times and had an average win margin of 24.3 points per game.

2018 AS A REDSHIRT SOPHOMORE: Played in 12 games, making nine starts at left tackle... Part of an offensive line that helped JMU rank second nationally in completion percentage (67.4%) while also ranking 10th in the FCS in first downs (279), 13th on third-down conversions (45.6%) and 18th in scoring (33.9)... Dukes led CAA in third-down opportunities while also ranking second in scoring, total offense (406.9), first downs and red-zone percentage (85.5%).

2017 AS A REDSHIRT FRESHMAN: Played in 12 games, primarily on special teams.

2016 AS A FRESHMAN: Redshirted to retain a year of eligibility.

HIGH SCHOOL: Second Team All-Region as a senior... First Team All-Conference 16 as a senior... Helped Atlee to a 7-5 record and to the second round of the 2015 VHSL playoffs... Dual-sport athlete who also played lacrosse.

PERSONAL: Full name is Raymond Scott Gillespie Jr.... Son of Scott and Linda Gillespie... Has three sisters, Lisa, Trisha and Megan... Graduated from JMU with a bachelor's degree in sport and recreation management in December 2020.



Antwane Wells Jr.

81

Fr. / WR / 6-1 / 200
Richmond, Va.
Highland Springs (Fork Union)

2020 SPRING AT JMU: CAA Commissioner's Academic Honor Roll (Spring 2020).

PRIOR TO JMU: Spent one season as a prep athlete at Fork Union Military Academy.

HIGH SCHOOL: Second Team All-Metro as a senior... VHSL 5A First Team All-State as a senior...

First Team All-Region as a junior and senior... First Team All-Conference as a junior and senior... First Team All-804 as a senior... Had 36 catches for 880 yards and 12 touchdowns as a senior... Helped Highland Springs to two state championships in 2017 and 2018 as part of their four straight Class 5 state titles... MVP of Big River All-Star Game.

PERSONAL: Full name is Antwane Lavertt Wells Jr.... Son of Antwane Wells Sr. and Rachell Berry... Has six sisters... Majoring in writing, rhetoric and technical communication.



Kevin Curry Jr.

82

R-Fr. / WR / 6-0 / 198
Winchester, Va.
John Handley

2019 AS A FRESHMAN: Played in two games, retaining a year of eligibility with four-game redshirt rule... Had three receptions for 33 yards and a touchdown against Morgan State (Sept. 14).

HIGH SCHOOL: First Team All-Region defensive back as a senior and Second Team as a junior...

First Team All-Region wide receiver as a junior... First Team All-Northwestern District receiver and defensive back as a junior and senior... Had 60 catches for 1,031 yards and 13 touchdowns as a senior... Dual-sport athlete who also lettered in basketball, earning First Team All-Conference honors twice.

PERSONAL: Full name is Kevin Darnell Curry Jr.... Son of Kevin Curry Sr. and Stephanie Washington... Has three brothers... His cousin, Aaron Banks, plays football at Richmond... Majoring in sport and recreation management.

Curry Statistics

RECEIVING	GP	Rec	Yds	TD	Lg	Rec/G	Avg/C	Avg/G
2019	2	3	33	1	17	1.5	11.0	16.5

2020-21 JMU Players



Josh Sims

83

*R-Jr. / WR / 5-10 / 161
Covington, Ga.
Eastside*

2019 AS A REDSHIRT SOPHOMORE: Played in 10 games, primarily on special teams.

2018 AS A REDSHIRT FRESHMAN: Played in 11 games, making six starts at wide receiver... Had 15 receptions for 103 yards... Season highs of four catches for 32 yards in season opener at NC

State (Sept. 1)... Made three receptions for 27 yards at Richmond (Sept. 29), which included season-long 18-yard catch... Also had three grabs at New Hampshire (Nov. 3) and two versus Elon (Oct. 6).


2017 AS A FRESHMAN: Redshirted to retain a year of eligibility.

HIGH SCHOOL: Four-year letter winner at Eastside... 4A First Team All-Region as a junior and senior and Second Team as a sophomore... First Team All-County as a junior and senior and Second Team as a sophomore... Preseason All-State selection as a senior... Helped the Eagles to second round of the 4A playoffs in 2014 and first round in 2016... Dual-sport athlete who was an All-Region baseball player... Honor roll student.

PERSONAL: Full name is Joshua Deshawn Sims... Son of Bobby and Jacquelyn Sims... Has a sister, Shawna... His uncle, Allen Sims, played basketball at Georgia Southern... His uncle, Timothy Reed, played football at Savannah State... Majoring in health sciences.

Sims Statistics

RECEIVING	GP	Rec	Yds	TD	Lg	Rec/G	Avg/C	Avg/G
2018	11	15	103	0	18	1.4	6.9	9.4
2019	10	0	0	0	0	0.0	0.0	0.0
TOTAL	21	15	103	0	18	0.7	6.9	4.9



Kelly Mitchell

84

*Fr. / TE / 6-3 / 240
Roanoke, Va.
Hidden Valley*

HIGH SCHOOL: VHSL 3A First Team All-Region tight end as a sophomore junior and senior... First Team All-River Ridge District tight end as a sophomore, junior and senior... Also First Team All-Region and All-District defensive end as a senior... Set single-game record for most touchdowns scored in a single game at Hidden Valley... Helped Titans to 3A playoffs

in 2018 and 2019... Dual-sport athlete who was a Second Team All-District basketball player.

PERSONAL: Full name is Charles Kelly Mitchell... Son of Allen and Angela Mitchell... Has a sister, Faith... Majoring in management.



Noah Turner

85

*R-Sr. / TE / 6-3 / 242
Mundelein, Ill.
Carmel Catholic (North Carolina)*

PRIOR TO JMU: Transferred to JMU after spending four seasons at North Carolina (2016-19)... Appeared in 24 career games between the 2018 and 2019 seasons... Missed the 2017 season to injury and redshirted in 2016... Appeared in all 13 games at tight end and on special teams in 2019, making first career tackle against Virginia... Saw action in 11 games in

2018, primarily on special teams... Helped UNC to Military Bowl championship in 2019... Also part of UNC's 2016 Sun Bowl team... Received various achievements in the weight room for dedication and hard work.

HIGH SCHOOL: Rated the #19 tight end nationally and #22 player in Illinois by ESPN... All-State as a senior... PrepStar All-Midwest Region selection... All-Conference as a junior and senior... Helped Carmel Catholic to second round of 2014 playoffs... Did not play football until freshman year of high school... Caught 13 passes for 360 yards and five touchdowns as a junior... Senior season was cut short due to injury... Dual-sport athlete who also competed in AAU basketball.

PERSONAL: Full name is Noah Charles Turner... Son of Tracy and Katie Turner... Has a brother, Ben, and a sister, Hannah... His sister played volleyball at St. Ambrose University... His grandfather, Len Zyzda, played football at Purdue... His uncle, David Zyzda, played football at Indiana... Graduated from North Carolina with a bachelor's degree in sport administration... Pursuing continuing education program certificate, adult special.



Hunter Bullock

86

*R-Fr. / TE / 6-3 / 239
Gaffney, S.C.
Gaffney*

2019 AS A FRESHMAN: Redshirted to retain a year of eligibility... CAA Football Commissioner's Academic Honor Roll (Fall 2019).

HIGH SCHOOL: SCHSL 5A All-Region 2 as a senior... Selected to South Carolina North-South Senior All-Star Game... Helped Gaffney to 11-2 record and quarterfinal round of 5A playoffs in 2018... Also helped team to nine wins in 2017, reaching 5A quarterfinals... Dual-sport athlete who also played basketball.

PERSONAL: Full name is Hunter Michael Bullock... Son of Michael and Beth Bullock... Has a brother, Landon, and sister, Maddie... Majoring in health sciences.



Daniel Adu

88

*R-Jr. / WR / 6-2 / 191
Springfield, Va.
West Springfield*

2019 AS A REDSHIRT SOPHOMORE: Played in all 16 games, primarily on special teams... Had three receptions for 29 yards... Career-long 23-yard catch against New Hampshire (Nov. 9)... Also had a reception against both Saint Francis (Sept. 7) and Morgan State (Sept. 14)... CAA Commissioner's Academic Honor Roll (Spring 2020).

2018 AS A REDSHIRT FRESHMAN: Played in eight games... Had one reception at Richmond (Sept. 29).

2017 AS A FRESHMAN: Redshirted to retain a year of eligibility.

HIGH SCHOOL: Three-year starter at West Springfield High school... Washington Post Honorable Mention All-Metro as a senior... All-Conference 7 wide receiver as a junior and senior... Had 74 receptions for 1258 yards and 13 touchdowns as a senior... Caught 48 passes for 889 yards and 9 touchdowns as a junior... In first year as a starter, tallied 32 catches for 424 yards and one score as a sophomore... Dual-sport athlete who was an All-American track athlete... Set school records in the 100, 200, 300, 4x100 relay, 4x200 relay and 4x400 relay.

PERSONAL: Full name is Daniel Kwaku Adu... Son of Emmanuel Amo-Adu and Christina Adu... Has a brother, Bennett, and two sisters, Olivia and Leslie... Majoring in sociology.

Adu Statistics

RECEIVING	GP	Rec	Yds	TD	Lg	Rec/G	Avg/C	Avg/G
2018	8	1	4	0	4	0.1	4.0	0.5
2019	16	3	29	0	23	0.2	9.7	1.8
TOTAL	24	4	33	0	23	0.2	8.3	1.4

2020-21 JMU Players



Drew Painter

89

Jr. / TE / 6-4 / 241
Hershey, Pa.
Hershey

2019 AS A SOPHOMORE: Played in all 16 games, making one start at tight end... Had four receptions for 57 yards and a touchdown... Season-long, 26-yard reception against New Hampshire (Nov. 9)... Scored first career touchdown on 11-yard catch in FCS Second Round against Monmouth (Dec. 7)...

Had first career grab on an 11-yarder against Saint Francis (Sept. 7)... Transitioned from defensive line to tight end during Spring 2019 drills... CCAA Football Commissioner's Academic Honor Roll (Fall 2019, Spring 2020)... Dean's List (Fall 2019).


2018 AS A FRESHMAN: Played in all 13 games, primarily on special teams... Had two solo tackles against William & Mary (Sept. 22)... Made first career interception against Robert Morris (Sept. 13)... CAA Football Commissioner's Academic Honor Roll.

HIGH SCHOOL: First Team All-Mid-Penn Keystone Conference tight end as a senior and Second Team defensive end as a junior... Four-year varsity starter... Started both ways in every game as a junior, tallying 34 receptions for 414 receiving yards and two touchdowns, to go with 5.5 sacks on defense... Dual-sport athlete who also played basketball... Started all but one game at tight end as a junior.

PERSONAL: Full name is Drew Murray Painter... Son of Mark and Barrie Lynn Painter... Has two brothers, Dylan and Daniel... His father played football at Millersville... His older brother, Dylan, plays basketball at Villanova... Majoring in kinesiology.

Painter Statistics

RECEIVING	GP	Rec	Yds	TD	Lg	Rec/G	Avg/C	Avg/G
2018	13	0	0	0	0	0.0	0.0	0.0
2019	16	4	57	1	26	0.3	14.3	3.6
TOTAL	28	4	57	1	26	0.1	14.3	2.0



Ethan Ratke

91

R-Sr. / PK / 5-10 / 178
Mechanicsville, Va.
Atlee

JMU CAREER RECORDS:

FIELD GOALS (58) AND SCORING (319)

2020-21 AS A SENIOR: Stats Perform FCS Preseason Third Team All-American.

2019 AS A REDSHIRT JUNIOR: Started all 16 games at place kicker... Associated Press Third Team All-American... HERO Sports Third Team All-American... First Team All-CAA place kicker... First Team All-ECAC... VaSID First Team All-State... Set JMU single-season records for field goals (27) and scoring (160)... Was 79-for-80 on point after attempts and 27-for-34 on field goal attempts... Ranked sixth nationally and led CAA in field goals per game (1.69) and scoring (10.0) while also ranking 16th in the FCS and third in the league in field goal percentage (79.4%)... Broke JMU's career field goals record on a 44-yarder at Elon (Sept. 28)... Became JMU's all-time scoring leader at Rhode Island (Nov. 23)... Had three games with three field goals, making all three attempts against Saint Francis (Sept. 7), at Chattanooga (Sept. 21) and in FCS Semifinals against Weber State (Dec. 21)... Had nine games with two or more field goals... Tied season-long field goal with another 44-yarder at Chattanooga... Season-best 14 points against Saint Francis (5 PAT, 3 FG)... Also had 13 points at Chattanooga (4 PAT, 3 FG) and at Rhode Island (7 PAT, 2 FG)... Tallyed at least 12 points in seven games... CAA Football Commissioner's Academic Honor Roll (Fall 2019, Spring 2020)... Dean's List (2020).

2018 AS A SOPHOMORE: Played in nine games, serving as the team's primary place kicker... Third Team All-CAA... VaSID First Team All-State... Set previous JMU single-season record with 17 made field goals... Was 35-for-35 on point after attempts and 17-for-19 on field goal attempts... Led CAA in scoring (9.6), field goals per game (1.89), field goal percentage (89.5%), PAT kicking percentage (100%)

and second in total field goals... Converted a single-game JMU-record four field goals against Elon (Oct. 6)... Made three field goals at Villanova (Oct. 13) and against William & Mary (Sept. 22)... Also hit two field goals at NC State (Sept. 1) and in FCS Second Round at Colgate (Dec. 1)... Career-high 10 extra points against Robert Morris (Sept. 13)... Tallyed a career-best 15 points on three field goals and six extra points against W&M.

2017 AS A REDSHIRT FRESHMAN: Played in 11 games, serving as the team's primary place kicker and kickoff specialist since midseason... VaSID Second Team All-State... Was 31-for-33 on point after attempts and 14-for-18 on field goal attempts... Also had 56 kickoffs for 3,389 yards, averaging 60.5 per kick... Ranked second in the CAA in made field goals and fourth in field-goal percentage (77.8%)... Tied for fourth in JMU single-season history in made field goals... Tied previous program record with three field goals in FCS Quarterfinals against Weber State (Dec. 8), which included a career-long and JMU postseason-record 46-yard field goal as time expired... Made two field goals at William & Mary (Oct. 21), against Richmond (Nov. 11), in the FCS Second Round against Stony Brook (Dec. 2) and in the NCAA Division I Championship game against North Dakota State (Jan. 6)... Made three 40+ yard field goals... Converted six PATs in FCS Semifinals against South Dakota State (Dec. 16) and five at Rhode Island (Nov. 4).

2016 AS A FRESHMAN: Redshirted to retain a year of eligibility... CAA Football Academic All-Conference Team.

HIGH SCHOOL: VHSL 5A First Team All-State as a junior and senior... VHSL 5A First Team All-North Region as a junior and senior... Richmond Times-Dispatch First Team All-Metro as a junior and senior... First Team All-Conference 16 as a junior and senior... Helped Atlee to the second round of the VHSL playoffs as a senior... Led team in scoring with 83 points as a senior and had 75 points as a junior... Converted 113 of 116 PATs combined in his junior and senior seasons... Made 15 of 19 field goals his junior and senior seasons... Dual-sport athlete who was a four-year starter for the Atlee soccer team... All-Conference 16 selection as a junior... Member of the Beta Club, Interfaith Brotherhood and Sisterhood Youth.

PERSONAL: Full name is Ethan Robert Ratke... Son of Raymond and Amy Byrne Ratke... Has a brother, Evan... His father played college football... Graduated from JMU after double majoring in psychology and public policy & administration in December 2020.

Ratke Statistics

SCORING	G	TD	Rush	Rcv	Retn	PAT	2PAT	FG	Total	Avg/G
2017	11	0	0	0	0	31	0	14	73	6.6
2018	9	0	0	0	0	35	0	17	86	9.6
2019	16	0	0	0	0	79	0	27	160	10.0
TOTAL	36	0	0	0	0	145	0	58	319	8.9

FIELD GOALS	G	Made	Att	Lg	Pct
2017	11	14	18	46	77.8
2018	9	17	19	39	89.5
2019	16	27	34	44	79.4
TOTAL	36	58	71	46	81.7



Tyler Negron

92

Fr. / DL / 6-3 / 278
Bristow, Va.
Patriot

HIGH SCHOOL: 6A First Team All-Region defensive lineman and offensive lineman as a senior... First Team All-Cedar Run District defensive lineman as a senior and Second Team as a sophomore and junior... First Team All-District offensive line as a senior and Honorable Mention as a junior... Second Team All-District tight end as a sophomore... Helped

Patriot to four straight playoff appearances, including second round in both 2017 and 2019... Team Captain and MVP as a senior... Dual-sport athlete who also played basketball... Received Fall of 2019 Excellence Award... Honor roll student.

PERSONAL: Full name is Tyler Gabriel Negron... Son of Julio and Erica Negron... Has two brothers, Josh and Eli, and a sister, Ella... His cousin, Chip Vaughn played football at Wake Forest and for the New Orleans Saints... His cousin, Isaiah Hamlette, played football at Virginia Tech and JMU... His father has been in the Air Force for more than two decades... Majoring in accounting.

2020-21 JMU Players



Sean Johns

94

R-Fr. / DL / 6-3 / 260

*Leesburg, Va.
Gonzaga College*

2019 AS A FRESHMAN: Played in one game, retaining a year of eligibility with four-game redshirt rule.

HIGH SCHOOL: Washington Post Honorable Mention All-Metro as a senior... First Team All-Washington Catholic Athletic Conference as a senior... Part of Gonzaga's 2018 WCAC championship team, going 9-3 as a senior.

PERSONAL: Full name is Sean William Johns... Son of Gregg Johns... Has two brothers, Mitchell and Nick... His father played football at Penn State... His brother Mitchell is a linebacker at Navy... His brother Nick was a quarterback at Virginia before transferring to Akron, where he's played both quarterback and tight end... Majoring in finance.



Abi Nwabuoku-Okonji

97

R-So. / DL / 6-3 / 262

*Snellville, Ga.
South Gwinnett (Minnesota)*

PRIOR TO JMU: Transferred to JMU after spending two seasons at Minnesota in the Big Ten (2018-19)... Redshirted in 2018 and did not see any action 2019.

HIGH SCHOOL: Recorded 35 tackles, 10 TFL and 2.0 sacks as a senior... Had 45 tackles and 2.0 sacks as a junior... No. 28 ranked strong-side defensive

end and No. 80 overall recruit out of Georgia by 247Sports... Helped South Gwinnett to playoffs in both 2016 and 2017, which included reaching the 7A second round in 2016... Dual-sport athlete who also lettered in track and field and wrestling.

PERSONAL: Full name is Abiagom Nwabuoku-Okonji... Son of Henry and Christy Nwabuoku-Okonji... Has a brother, Isi, and sister, Ezinne... Majoring in political science.



Mason Cholewa

95

R-Jr. / DL / 6-7 / 305

*Pittsburgh, Pa.
Montour (UCF)*

PRIOR TO JMU: Transferred to JMU after spending three seasons at UCF (2017-19)... Appeared in 21 games for the Golden Knights, tallying 19 tackles, 4.5 tackles for loss, 1.5 sacks and a pass breakup... Had 11 total stops, 4.0 TFL and 1.5 sacks in 2019... Made eight tackles in 2018... Redshirted the 2017 season... Part of UCF teams that appeared in

back-to-back New Year's Six bowl games, going to the Peach Bowl in 2017 and Fiesta Bowl in 2018.

HIGH SCHOOL: Second Team All-Northwest Nine Conference as a senior... Recorded 51 tackles in 10 games as a senior... Named to Pennsylvania Hot 100 by Pennsylvania Scholastic Football Coaches Association before his senior season.

PERSONAL: Full name is Mason Cholewa... Son of Steve and Karie Cholewa... Has a sister, Morgan... Graduated from UCF with a bachelor's degree in criminal justice... Pursuing continuing education program certificate, adult special.



Harry O'Kelly

98

Sr. / P / 6-1 / 180

*Wynnum, Queensland, Australia
Iona College*

2020-21 AS A SENIOR: FCS Punter of the Year Preseason Watch List.

2019 AS A JUNIOR: Started 15 games at punter... Did not play in the FCS Second Round against Monmouth (Dec. 7) with JMU not having to punt once... Had 49 punts for 1,883 yards, averaging

38.4 yards per punt... Had 21 punts inside the 20 and three over 50 yards with only two touchbacks... Season-long 60-yard punt at Elon (Sept. 28), averaging a single-game, career-best 51.7 yards per punt... Also had a 52-yard punt in Elon game and a 51-yarder in season opener at West Virginia (Aug. 31)... Tied career high with four punts inside the 20 at William & Mary (Oct. 19) and in FCS Quarterfinals against Northern Iowa (Dec. 13)... FCS Punter of the Year Preseason Watch List... CAA Commissioner's Academic Honor Roll (Spring 2020).

2018 AS A SOPHOMORE: Played in all 13 games, serving as team's primary punter... Second Team All-CAA punter... Had 50 punts for 1,934 yards, averaging 38.7 yards per punt... Had 24 punts inside the 20 and six over 50 yards with only two touchbacks... Had two punts over 50 yards against Elon (Oct. 6), including a season-long 58-yard boot... Also kicked a 56-yard punt against Rhode Island (Nov. 10) and at Towson (Nov. 17)... Season-best 43 yards per punt in Elon game and averaged over 40 yards a punt in three games with at least three punts... Had four punts inside the 20 at Towson and in FCS First Round against Delaware (Nov. 24)... Converted a fake punt for a first down on a seven-yard carry at New Hampshire (Nov. 3)... CAA Football Commissioner's Academic Honor Roll.

2017 AS A FRESHMAN: Played in 15 games, serving as team's primary punter... HERO Sports FCS Freshman All-American... Second Team All-CAA Punter... VaSID Second Team All-State... Challance McMillin Special Teams MVP... Had 63 punts for 2,600 yards, averaging 41.3 yards per punt... Had 25 punts inside the 20 and six over 50 yards with only five touchbacks... Ranked second in the CAA in punting average... Booted a career-long 66-yard punt in FCS Semifinals against South Dakota State (Dec. 16)... Punted a 63 yarder against Maine (Sept. 23)... Had two punts over 50 yards at Delaware (Sept. 30), including a game-best 53 yarder... Averaged a single-game best 44.7 yards per punt in FCS semifinal win... Also averaged 43.5 per punt at Delaware... Averaged better than 41.0 yards per punt in five games in which he punted at least three times... Also converted three fake punts for first downs, rushing three times for 63 yards, including a 30-yard run against New Hampshire (Oct. 28)... Faked a punt for a 24-yard rush late in the fourth quarter of the NCAA Division I Championship game versus North Dakota State (Jan. 6)... Also ran nine yards for a first down at Delaware (Sept. 30)... CAA Football Commissioner's Academic Honor Roll.



Connor Madden

96

R-So. / K / 6-3 / 220

*Herndon, Va.
South Lakes (Bridgewater)*

PRIOR TO JMU: Transferred to JMU after spending two seasons at Division III Bridgewater College... Redshirted 2018 season and served as kickoff specialist in 2019... Averaged 57.6 yards per kickoff in 11 games... Led ODAC with 33 touchbacks on 76 attempts... Part of BC's ODAC

championship team that advanced to NCAA playoffs.

HIGH SCHOOL: Second Team All-District as a senior... Honorable Mention All-Met selection.

PERSONAL: Full name is Connor Shane Madden... Son of Ryan and Emily Madden... Has a brother, Caden, and sister, Ciara... Both of his parents attended JMU... Majoring in communication studies.

2020-21 JMU Players

HIGH SCHOOL: Played club Australian football for Morningside before training with punting coach Nathan Chapman at Prokick Australia... Dual-sport athlete who was a team captain for his basketball team... Named Senior Basketball Player of the Year... Received Caltex Service to the School Award, given for citizenship, leadership and community spirit.

PERSONAL: Full name is Harry Sean O'Kelly... Son of Tom and Alison O'Kelly... Has two brothers, Thomas and Seamus, and a sister, Ruby... His cousin, Scotty James, is a two-time Olympic snowboarder and X Games gold medalist... His cousin, Marc Pittonet, plays for the Hawthorn Hawks of the Australian Football League... His brother Seamus is a punter at Texas State... His father, Tom, is an accomplished musician who plays percussion all over the world... Majoring in marketing.

O'Kelly Statistics

PUNTS	G	Att	Yds	Avg	Long	TB	FC	120	50+	Blk
2017	14	63	2600	41.3	66	5	9	25	6	0
2018	13	50	1934	38.7	58	2	19	24	6	0
2019	15	49	1883	38.4	60	2	19	21	3	0
TOTAL	42	162	6417	39.6	66	9	47	70	15	0



James Carpenter

99

Fr. | DL | 6-1 | 275

Roanoke, Va.

Roanoke Catholic

2019 AS A FRESHMAN: Played in one game, retaining a year of eligibility with four-game redshirt rule.

HIGH SCHOOL: VISAA First Team All-State offensive line and defensive line as a junior and senior and Second Team as a sophomore... All-Timesland First Team defensive line as a senior and Second Team as a junior... Named Sizzling Sophomore Timesland Area as a sophomore... Helped Roanoke Catholic to 11-0 record in 2018, winning the Division 3 state championship... Had 10 sacks and 22 tackles for loss both as a junior and senior... Single-season best 13 sacks and 74 solo tackles as a sophomore... Dual-sport athlete who also played basketball, lacrosse and track & field... First Team All-Conference tournament team in 2019 for basketball... First Team All-State defense and Second Team All-Conference offense in lacrosse... Broke school record in shotput, placing second in the state meet with a throw of 45-8... Part of school's VISAA state track champions in 2019.s

PERSONAL: Full name is James Allan Carpenter... Son of Dale and Karen Carpenter... Has a brother, Josh, and two sisters, Jesse and Jordan... His brother is a marine... Majoring in sport and recreation management.



JMU Opponents' Series History



JMU Opponents' Series History

Akron (0-1)

Home: 0-0		Away: 0-1		Neutral: 0-0	
Date	Game	W/L	Score	Attend.	
9/7/13	at Akron	L	33-35	19,653	

Albany (3-0)

Home: 2-0		Away: 1-0		Neutral: 0-0	
Date	Game	W/L	Score	Attend.	
* 10/5/13	ALBANY	W	40-13	25,201	
* 10/4/14	at #23 Albany	W	31-28	3,284	
* 9/19/15	ALBANY	W	42-28	18,659	
Score Totals			113-69		

Alcorn State (1-0)

Home: 1-0		Away: 0-0		Neutral: 0-0	
Date	Game	W/L	Score	Attend.	
9/8/12	ALCORN STATE	W	42-3	20,239	

Anne Arundel (1-0)

Home: 1-0		Away: 0-0		Neutral: 0-0	
Date	Game	W/L	Score	Attend.	
9/22/73	ANNE ARUNDEL	W	34-8		

Appalachian State (4-12)

Home: 2-5		Away: 2-7		Neutral: 0-0	
Date	Game	W/L	Score	Attend.	
9/6/80	APPALACHIAN ST.	L	6-34		
9/12/81	at Appalachian St.	L	0-45		
9/11/82	APPALACHIAN ST.	W	39-35	7,750	
9/10/83	at Appalachian St.	W	24-20	12,240	
10/19/85	at #19 Appalachian St.	L	0-36	14,007	
10/18/86	#6 APPALACHIAN ST.	L	20-21	12,600	
9/12/87	at #7 Appalachian St.	L	10-17	12,862	
9/10/88	#3 APPALACHIAN ST.	L	14-17	9,250	
9/23/89	at #20 Appalachian St.	L	14-23	10,060	
11/17/90	APPALACHIAN ST.	L	0-24	3,786	
9/21/91	at #19 Appalachian St.	W	31-8	13,467	
10/10/92	APPALACHIAN ST.	L	21-27	14,000	
p 11/25/95	at #2 Appalachian St.	L	24-31	9,467	
9/9/06	at #1 Appalachian St.	L	10-21	23,814	
p 11/24/07	at #5 Appalachian St.	L	27-28	14,040	
9/20/08	#1 APPALACHIAN ST.	W	35-32	17,163	
Score Totals			275-419		

Austin Peay (0-3)

Home: 0-2		Away: 0-1		Neutral: 0-0	
Date	Game	W/L	Score	Attend.	
9/1/79	AUSTIN PEAY	L	6-10		
9/20/80	at Austin Peay	L	3-21		
9/19/81	AUSTIN PEAY	L	7-13		
Score Totals			16-44		

Ball State (0-1)

Home: 0-0		Away: 0-1		Neutral: 0-0	
Date	Game	W/L	Score	Attend.	
9/6/97	at Ball State	L	6-24	16,647	

Bloomsburg (2-0)

Home: 2-0		Away: 0-0		Neutral: 0-0	
Date	Game	W/L	Score	Attend.	
9/2/89	BLOOMSBURG	W	48-3	11,682	
9/2/06	BLOOMSBURG	W	14-3	14,462	
Score Totals			62-6		

Boston University (5-1)

Home: 2-1		Away: 3-0		Neutral: 0-0	
Date	Game	W/L	Score	Attend.	
9/17/88	at Boston Univ.	W	23-13	5,857	
* 11/20/93	#6 BOSTON UNIV.	L	21-24	7,500	
* 10/1/94	at #7 Boston Univ.	W	24-21	7,809	
* 10/7/95	BOSTON UNIV.	W	38-31	17,000	
* 9/21/96	at Boston Univ.	W	38-7	4,648	
11/22/97	BOSTON UNIV.	W	31-14	4,200	
Score Totals			175-110		

Bridgewater (2-0)

Home: 1-0		Away: 1-0		Neutral: 0-0	
Date	Game	W/L	Score	Attend.	
10/12/74	BRIDGEWATER	W	41-13		
9/27/75	at Bridgewater	W	10-7		
Score Totals			51-20		

Buffalo (1-0)

Home: 1-0		Away: 0-0		Neutral: 0-0	
Date	Game	W/L	Score	Attend.	
9/3/94	BUFFALO	W	35-0	12,000	

C.W. Post (1-1)

Home: 0-1		Away: 1-0		Neutral: 0-0	
Date	Game	W/L	Score	Attend.	
10/10/81	C.W. POST	L	36-37		
10/30/82	at C.W. Post	W	32-16	4,484	
Score Totals			68-53		

California (Pa.) (1-0)

Home: 1-0		Away: 0-0		Neutral: 0-0	
Date	Game	W/L	Score	Attend.	
10/9/76	CALIFORNIA (PA.)	W	35-17		

Central Connecticut State (3-0)

Home: 3-0		Away: 0-0		Neutral: 0-0	
Date	Game	W/L	Score	Attend.	
9/10/11	C. CONN. STATE	W	14-9	25,102	
8/31/13	C. CONN. STATE	W	38-14	23,541	
9/10/16	C. CONN. STATE	W	56-21	20,636	
Score Totals			108-44		

Charleston Southern (1-0)

Home: 1-0		Away: 0-0		Neutral: 0-0	
Date	Game	W/L	Score	Attend.	
11/15/03	CHAR. SOUTHERN	W	45-7	7,403	

Charlotte (2-0)

Home: 1-0		Away: 1-0		Neutral: 0-0	
Date	Game	W/L	Score	Attend.	
9/21/13	CHARLOTTE	W	34-7	18,302	
10/25/14	at Charlotte	W	48-40	15,677	
Score Totals			82-47		

Chattanooga (1-0)

Home: 0-0		Away: 1-0		Neutral: 0-0	
Date	Game	W/L	Score	Attend.	
9/21/19	at Chattanooga	W	37-14	8,795	

JMU Opponents' Series History

Coastal Carolina (1-1)

Home: 1-0		Away: 0-1		Neutral: 0-0	
Date	Game	W/L	Score	Attend.	
9/10/05	at Coastal Carolina	L	27-31	8,533	
9/22/07	C. CAROLINA	W	45-10	15,260	
Score Totals			72-41		

Colgate (0-2)

Home: 0-1		Away: 0-1		Neutral: 0-0	
Date	Game	W/L	Score	Attend.	
p 12/5/15	COLGATE	L	38-44	15,045	
p 12/1/18	at #9 Colgate	L	20-23	6,418	
Score Totals			58-67		

Davidson (5-0)

Home: 2-0		Away: 3-0		Neutral: 0-0	
Date	Game	W/L	Score	Attend.	
10/16/76	at Davidson	W	17-12		
10/2/82	at Davidson	W	35-7	2,800	
10/1/83	DAVIDSON	W	50-0	14,000	
10/13/84	at Davidson	W	28-7	900	
10/26/85	DAVIDSON	W	28-0	14,000	
Score Totals			158-26		

Dayton (0-1)

Home: 0-0		Away: 0-1		Neutral: 0-0	
Date	Game	W/L	Score	Attend.	
9/29/79	at Dayton	L	15-35		

Delaware (12-14)

Home: 7-6		Away: 5-8		Neutral: 0-0	
Date	Game	W/L	Score	Attend.	
10/29/83	DELAWARE	L	23-26	9,200	
9/8/84	at Delaware	L	3-32	16,419	
p 11/30/91	at #6 Delaware	W	42-35 2OT	14,905	
* 10/9/93	#2 DELAWARE	W	42-38	11,000	
* 10/8/94	at Delaware	W	30-10	15,970	
* 10/21/95	#7 DELAWARE	L	19-48	13,500	
* 10/26/96	at #7 Delaware	L	13-17	22,291	
* 10/18/97	#6 DELAWARE	L	27-49	12,000	
* 11/21/98	at #23 Delaware	L	14-28	16,371	
* 9/25/99	#7 DELAWARE	W	21-7	10,200	
* 10/28/00	at #2 Delaware	L	14-33	22,009	
* 11/3/01	DELAWARE	L	3-28	10,000	
* 10/12/02	at Delaware	L	10-23	19,666	
* 11/6/04	#6 DELAWARE	W	20-13	12,683	
* 10/22/05	at Delaware	L	28-34	22,059	
* 11/4/06	DELAWARE	W	44-24	16,144	
* 11/3/07	at #7 Delaware	L	34-37	22,061	
* 11/1/08	DELAWARE	W	41-7	16,810	
* 10/31/09	at #16 Delaware	W	20-8	20,639	
* 10/2/10	#5 DELAWARE	L	10-13	16,205	
* 9/28/13	at Delaware	L	22-29	18,405	
* 9/27/14	#25 DELAWARE	L	23-30 OT	20,592	
* 11/14/15	at Delaware	W	24-21	16,994	
* 10/1/16	DELAWARE	W	43-20	26,236	
* 9/30/17	at Delaware	W	20-10	16,372	
p 11/24/18	#21 DELAWARE	W	20-6	7,297	
Score Totals			610-626		

Delaware State (2-1)

Home: 2-0		Away: 0-1		Neutral: 0-0	
Date	Game	W/L	Score	Attend.	
10/8/83	at Delaware State	L	28-38	4,700	
10/6/84	DELAWARE STATE	W	20-19	9,700	
9/17/05	DELAWARE STATE	W	65-7	13,645	
Score Totals			113-64		

Duke (0-1)

Home: 0-0		Away: 0-1		Neutral: 0-0	
Date	Game	W/L	Score	Attend.	
8/30/08	at Duke	L	7-31	32,571	

ECU (1-0)

Home: 0-0		Away: 1-0		Neutral: 0-0	
Date	Game	W/L	Score	Attend.	
9/2/17	at ECU	W	34-14	40,169	

ETSU (7-3)

Home: 4-2		Away: 3-1		Neutral: 0-0	
Date	Game	W/L	Score	Attend.	
9/8/79	at ETSU	L	0-31		
11/8/80	ETSU	L	23-28		
11/21/81	at ETSU	W	17-14		
9/25/82	ETSU	W	15-10	13,500	
10/27/84	ETSU	L	6-9	14,400	
9/7/85	at ETSU	W	14-9	7,780	
11/8/86	ETSU	W	34-3	7,800	
11/21/87	at ETSU	W	28-24	6,170	
9/13/97	#6 ETSU	W	32-27	11,900	
9/9/17	ETSU	W	52-10	24,722	
Score Totals			221-165		

Eastern Kentucky (1-0)

Home: 0-0		Away: 1-0		Neutral: 0-0	
Date	Game	W/L	Score	Attend.	
p 11/26/11	at Eastern Kentucky	W	20-17	2,388	

Elon (7-1)

Home: 4-1		Away: 3-0		Neutral: 0-0	
Date	Game	W/L	Score	Attend.	
9/26/98	ELON	W	19-12	8000	
9/1/01	ELON	W	42-21	10,500	
* 11/22/14	ELON	W	59-27	15,793	
* 10/17/15	at Elon	W	51-0	8342	
* 11/19/16	ELON	W	63-14	16184	
* 11/18/17	at #11 Elon	W	31-3	8,662	
* 10/6/18	#10 ELON	L	24-27	25,484	
* 9/28/19	at #24 Elon	W	45-10	11,926	
Score Totals			334-114		

Emory & Henry (5-0)

Home: 2-0		Away: 3-0		Neutral: 0-0	
Date	Game	W/L	Score	Attend.	
10/26/74	EMORY & HENRY	W	34-14		
10/25/75	at Emory & Henry	W	7-0		
9/11/76	at Emory & Henry	W	26-20		
9/10/77	EMORY & HENRY	W	7-3		
11/11/78	at Emory & Henry	W	42-12		
Score Totals			116-49		

Florida Atlantic (1-0)

Home: 1-0		Away: 0-0		Neutral: 0-0	
Date	Game	W/L	Score	Attend.	
9/14/02	FLA. ATLANTIC	W	16-13	7,982	

Fork Union (0-2)

Home: 0-1		Away: 0-1		Neutral: 0-0	
Date	Game	W/L	Score	Attend.	
11/4/72	FORK UNION	L	0-45		
11/3/73	at Fork Union	L	20-24		
Score Totals			20-69		

JMU Opponents' Series History

Frostburg State (4-1)

Home: 2-1		Away: 2-0		Neutral: 0-0	
Date	Game	W/L	Score	Attend.	
10/19/74	FROSTBURG STATE	L	17-27		
10/18/75	at Frostburg State	W	21-20		
10/23/76	FROSTBURG STATE	W	44-7		
10/22/77	at Frostburg State	W	18-0		
10/21/78	FROSTBURG STATE	W	28-6		
Score Totals			128-60		

Furman (1-2)

Home: 0-1		Away: 1-1		Neutral: 0-0	
Date	Game	W/L	Score	Attend.	
10/17/81	FURMAN	L	14-30		
11/6/82	at Furman	L	10-17	12,375	
p 12/4/04	at #2 Furman	W	14-13	8,812	
Score Totals			38-60		

Gallaudet (2-0)

Home: 1-0		Away: 1-0		Neutral: 0-0	
Date	Game	W/L	Score	Attend.	
11/17/73	at Gallaudet	W	40-12		
11/16/74	GALLAUDET	W	75-15		
Score Totals			115-27		

Georgia Southern (1-7)

Home: 1-3		Away: 0-4		Neutral: 0-0	
Date	Game	W/L	Score	Attend.	
11/2/85	#7 GA. SOUTHERN	W	21-6	5,000	
11/15/86	at #5 Ga. Southern	L	35-45	16,135	
11/7/87	at #12 Ga. Southern	L	7-26	16,734	
11/5/88	#6 GA. SOUTHERN	L	13-27	10,126	
11/4/89	#2 GA. SOUTHERN	L	21-36	11,685	
11/3/90	at #9 Ga. Southern	L	13-31	21,067	
10/19/91	GA. SOUTHERN	L	21-24	12,119	
10/17/92	at Ga. Southern	L	17-24	13,714	
Score Totals			148-219		

Georgia State (1-0)

Home: 1-0		Away: 0-0		Neutral: 0-0	
Date	Game	W/L	Score	Attend.	
10/27/12	GEORGIA STATE	W	28-21	22,813	

Glenville State (1-0-1)

Home: 1-0		Away: 0-0-1		Neutral: 0-0	
Date	Game	W/L	Score	Attend.	
9/13/75	at Glenville State	T	0-0		
9/4/76	GLENVILLE STATE	W	30-14		
Score Totals			30-14		

Guilford (0-1)

Home: 0-0		Away: 0-1		Neutral: 0-0	
Date	Game	W/L	Score	Attend.	
11/5/77	at Guilford	L	0-16		

Hampden Sydney (4-2)

Home: 3-0		Away: 1-2		Neutral: 0-0	
Date	Game	W/L	Score	Attend.	
9/28/74	at Hampden-Sydney	L	0-35		
9/27/75	HAMPDEN-SYDNEY	W	3-0		
9/25/76	at Hampden-Sydney	L	14-21		
9/24/77	HAMPDEN-SYDNEY	W	17-14		
9/23/78	at Hampden-Sydney	W	21-16		
9/22/79	HAMPDEN-SYDNEY	W	17-0		
Score Totals			72-86		

Hampden Sydney JV (0-1-1)

Home: 0-1		Away: 0-0-1		Neutral: 0-0	
Date	Game	W/L	Score	Attend.	
10/27/72	at Hampden-Sydney	T	0-0		
9/28/73	HAMPDEN-SYDNEY	L	14-17		
Score Totals			14-17		

Hampton (0-2)

Home: 0-2		Away: 0-0		Neutral: 0-0	
Date	Game	W/L	Score	Attend.	
10/29/81	HAMPTON	L	15-17		
8/31/02	#25 HAMPTON	L	28-31	10,143	
Score Totals			43-48		

Hargrave Military (1-1)

Home: 0-1		Away: 1-0		Neutral: 0-0	
Date	Game	W/L	Score	Attend.	
11/11/72	HARGRAVE MILITARY	L	0-34		
10/6/73	at Hargrave Military	W	16-6		
Score Totals			16-40		

Hofstra (6-3)

Home: 4-1		Away: 2-2		Neutral: 0-0	
Date	Game	W/L	Score	Attend.	
9/19/92	HOFSTRA	W	38-6	10,200	
9/12/98	#12 HOFSTRA	L	24-37	11,200	
11/20/99	at #4 Hofstra	L	16-34	6,842	
* 9/21/02	at #12 Hofstra	W	24-21	2,902	
* 9/20/03	HOFSTRA	W	23-20	9,093	
* 10/2/04	HOFSTRA	W	31-21	9,298	
* 10/1/05	at #23 Hofstra	W	42-10	6,065	
* 10/5/08	HOFSTRA	W	56-0	16,109	
* 10/3/09	at Hofstra	L	17-24	2,751	
Score Totals			271-173		

Jacksonville State (1-0)

Home: 1-0		Away: 0-0		Neutral: 0-0	
Date	Game	W/L	Score	Attend.	
9/25/93	JACKSONVILLE ST.	W	35-14	7,000	

Lafayette (0-2)

Home: 0-1		Away: 0-1		Neutral: 0-0	
Date	Game	W/L	Score	Attend.	
10/22/83	LAFAYETTE	L	14-31	12,800	
10/12/85	at Lafayette	L	13-20	10,500	
Score Totals			27-51		

Lehigh (3-1)

Home: 1-0		Away: 1-2		Neutral: 0-0	
Date	Game	W/L	Score	Attend.	
11/1/80	at Lehigh	L	14-31	10,000	
p 11/27/04	at #16 Lehigh	W	14-13	6,116	
9/6/14	at Lehigh	W	31-28	6,519	
9/12/15	LEHIGH	W	55-17	15,949	
Score Totals			114-89		

JMU Opponents' Series History

Liberty (12-6)

Home: 6-4		Away: 6-2		Neutral: 0-0	
Date	Game	W/L	Score	Attend.	
10/4/80	LIBERTY	W	30-14		
9/26/81	at Liberty	W	36-14		
9/22/84	at Liberty	W	52-43	4,931	
9/21/85	LIBERTY	L	3-9	11,000	
9/20/86	at Liberty	L	7-17	7,853	
10/1/88	LIBERTY	W	31-28	9,200	
9/30/89	at Liberty	L	14-19	7,600	
9/8/90	LIBERTY	L	19-22	10,036	
11/2/91	at Liberty	W	35-34	4,550	
11/7/92	LIBERTY	L	31-34	6,250	
9/9/00	LIBERTY	W	38-7	10,000	
11/23/01	at Liberty	W	14-7	2,647	
8/30/03	LIBERTY	W	48-6	10,872	
9/26/09	at #25 Liberty	W	24-10	15,532	
9/25/10	#21 LIBERTY	W	10-3	16,385	
9/17/11	at #20 Liberty	W	27-24	18,878	
p 11/29/14	#20 LIBERTY	L	21-26	13,040	
Score Totals			440-317		

Lock Haven (4-0)

Home: 4-0		Away: 0-0		Neutral: 0-0	
Date	Game	W/L	Score	Attend.	
9/4/93	LOCK HAVEN	W	55-3	10,000	
9/2/00	LOCK HAVEN	W	72-0	11,000	
9/4/04	LOCK HAVEN	W	62-7	10,221	
9/3/05	LOCK HAVEN	W	56-0	14,673	
Score Totals			245-10		

Maine (13-5)

Home: 6-2		Away: 7-3		Neutral: 0-0	
Date	Game	W/L	Score	Attend.	
* 9/30/95	at Maine	W	21-17	5,930	
* 10/5/96	MAINE	W	31-7	12,000	
* 9/27/97	at Maine	W	24-22	5,220	
* 10/24/98	MAINE	W	34-28	15,000	
* 11/6/99	at Maine	L	20-26	2,297	
* 11/4/00	MAINE	W	22-7	14,000	
* 9/29/01	at Maine	L	3-13	8,011	
* 10/5/02	#3 MAINE	L	6-17	14,728	
* 10/25/03	at Maine	L	13-20	6,167	
* 10/16/04	at #12 Maine	W	24-20	7,084	
* 10/8/05	MAINE	W	38-2	15,087	
* 9/27/08	at Maine	W	24-10	3,188	
* 11/7/09	MAINE	W	22-14	15,303	
* 11/20/10	at Maine	W	14-10	3,880	
* 10/8/11	#19 MAINE	L	24-25 OT	24,023	
* 11/3/12	at #19 Maine	W	31-7	2,951	
* 9/24/16	at Maine	W	31-20	8,786	
* 9/23/17	MAINE	W	28-10	25,330	
Score Totals			410-275		

Mars Hill (1-1)

Home: 1-0		Away: 0-1		Neutral: 0-0	
Date	Game	W/L	Score	Attend.	
10/8/77	at Mars Hill	L	7-30		
9/30/78	MARS HILL	W	24-14		
Score Totals			31-44		

Marshall (0-2)

Home: 0-0		Away: 0-2		Neutral: 0-0	
Date	Game	W/L	Score	Attend.	
p 11/28/87	at Marshall	L	12-41	15,584	
p 12/3/94	at #2 Marshall	L	21-28 OT	16,494	
Score Totals			33-69		

Maryland (0-3)

Home: 0-0		Away: 0-3		Neutral: 0-0	
Date	Game	W/L	Score	Attend.	
9/5/98	at Maryland	L	15-23	36,547	
9/12/09	at Maryland	L	35-38	46,485	
8/30/14	at Maryland	L	7-52	45,080	
Score Totals			57-113		

Massanutten Military (0-1)

Home: 0-1		Away: 0-0		Neutral: 0-0	
Date	Game	W/L	Score	Attend.	
10/27/73	MASSANUTTEN MIL.	L	6-17		

McNeese State (1-1)

Home: 0-1		Away: 1-0		Neutral: 0-0	
Date	Game	W/L	Score	Attend.	
9/16/95	#1 MCNEESE STATE	L	24-30	11,000	
9/14/96	at #9 McNeese State	W	24-10	12,543	
Score Totals			48-40		

Middle Tennessee State (1-0)

Home: 1-0		Away: 0-0		Neutral: 0-0	
Date	Game	W/L	Score	Attend.	
9/10/94	#13 MIDDLE TENN ST.	W	24-22	10,500	

Monmouth (1-0)

Home: 0-0		Away: 0-1		Neutral: 0-0	
Date	Game	W/L	Score	Attend.	
P 12/7/19	#14 MONMOUTH	W	66-21	10,881	

Montana (1-1)

Home: 0-1		Away: 0-0		Neutral: 1-0	
Date	Game	W/L	Score	Attend.	
12/17/04	vs. #7 Montana	W	31-21	16,771	
p 12/12/08	#5 MONTANA	L	27-35	15,976	
Score Totals			58-56		

Morehead State (7-2)

Home: 6-0		Away: 1-2		Neutral: 0-0	
Date	Game	W/L	Score	Attend.	
11/10/79	MOREHEAD STATE	W	16-3	4,800	
9/13/80	at Morehead State	L	18-21	3,000	
9/15/84	at Morehead State	W	38-28	6,500	
9/14/85	MOREHEAD STATE	W	35-14	11,700	
9/13/86	at Morehead State	L	24-27	4,000	
9/19/87	MOREHEAD STATE	W	44-10	3,100	
9/4/10	MOREHEAD STATE	W	48-7	16,612	
9/5/15	MOREHEAD STATE	W	56-7	22,080	
9/3/16	MOREHEAD STATE	W	80-7	23,626	
Score Totals			359-124		

Morgan State (2-0)

Home: 2-0		Away: 0-0		Neutral: 0-0	
Date	Game	W/L	Score	Attend.	
9/2/95	MORGAN STATE	W	76-7	12,500	
9/14/19	MORGAN STATE	W	63-12	19,777	
Score Totals			139-19		

Navy (2-1)

Home: 0-0		Away: 2-1		Neutral: 0-0	
Date	Game	W/L	Score	Attend.	
9/3/88	at Navy	L	14-27	21,318	
10/28/89	at Navy	W	24-20	30,024	
10/27/90	at Navy	W	16-7	29,129	
Score Totals			54-54		

JMU Opponents' Series History

NC State (0-1)

Home: 0-0		Away: 0-1		Neutral: 0-0	
Date	Game	W/L	Score	Attend.	
9/1/18	at NC State	L	13-24	56,073	

New Hampshire (11-9)

Home: 7-3		Away: 4-6		Neutral: 0-0	
Date	Game	W/L	Score	Attend.	
9/4/82	NEW HAMPSHIRE	L	6-28	8,500	
* 10/16/93	NEW HAMPSHIRE	W	45-21	13,000	
* 9/17/94	at New Hampshire	L	24-27	6,173	
10/14/95	at New Hampshire	W	23-19	9,150	
9/28/96	#25 NEW HAMPSHIRE	L	22-39	14,000	
* 9/18/99	at New Hampshire	W	35-28	4,594	
* 9/30/00	#23 NEW HAMPSHIRE	W	24-13	10,000	
* 9/8/01	at New Hampshire	L	19-26	3,766	
* 9/7/02	NEW HAMPSHIRE	W	20-14	7,831	
* 11/8/03	at New Hampshire	L	17-20	1,815	
* 10/14/06	at #1 New Hampshire	W	42-23	13,042	
* 9/8/07	#5 NEW HAMPSHIRE	W	41-24	14,021	
* 10/16/10	#15 NEW HAMPSHIRE	L	14-28	16,985	
* 11/5/11	at #9 New Hampshire	L	10-28	4,466	
* 11/9/13	at #25 New Hampshire	L	17-33	6,084	
* 10/15/16	at #25 New Hampshire	W	42-39	8,316	
p 12/3/16	#22 NEW HAMPSHIRE	W	55-22	13,231	
* 10/28/17	#17 NEW HAMPSHIRE	W	21-0	25,298	
* 11/3/18	at New Hampshire	L	24-35	7,741	
* 11/9/19	#23 NEW HAMPSHIRE	W	54-16	19,660	
Score Totals			555-483		

Newberry (1-0)

Home: 1-0		Away: 0-0		Neutral: 0-0	
Date	Game	W/L	Score	Attend.	
9/29/90	NEWBERRY	W	52-7	5,106	

Norfolk State (2-0)

Home: 1-0		Away: 1-0		Neutral: 0-0	
Date	Game	W/L	Score	Attend.	
9/16/17	NORFOLK STATE	W	75-14	23,118	
9/8/18	at Norfolk State	W	17-0	6,482	
Score Totals			92-14		

North Carolina (0-3)

Home: 0-0		Away: 0-3		Neutral: 0-0	
Date	Game	W/L	Score	Attend.	
9/1/07	at North Carolina	L	14-37	58,500	
9/3/11	at North Carolina	L	10-42	57,000	
9/17/16	at North Carolina	L	28-56	56,000	
Score Totals			52-135		

North Carolina Central (1-0)

Home: 1-0		Away: 0-0		Neutral: 0-0	
Date	Game	W/L	Score	Attend.	
9/6/08	N.C. CENTRAL	W	56-7	15,518	

North Dakota State (1-2)

Home: 0-0		Away: 1-1		Neutral: 0-1	
Date	Game	W/L	Score	Attend.	
p 12/3/11	at #2 N. Dakota State	L	14-26	17,432	
p 12/16/16	at #1 N. Dakota State	W	27-17	18,282	
p 1/6/18	vs. #2 N. Dakota State	L	13-17	19,090	
p 1/11/20	vs. #2 N. Dakota State				
Score Totals			54-60		

Northeastern (12-8)

Home: 6-5		Away: 6-3		Neutral: 0-0	
Date	Game	W/L	Score	Attend.	
10/20/84	NORTHEASTERN	L	6-9	13,900	
11/1/86	at Northeastern	W	15-2	4,010	
11/14/87	NORTHEASTERN	W	13-3	9,106	
10/15/88	at Northeastern	W	29-13	2,308	
10/6/90	NORTHEASTERN	W	21-0	9,560	
11/23/91	at Northeastern	W	27-10	1,010	
10/3/92	NORTHEASTERN	W	35-34	11,200	
* 11/6/93	at Northeastern	W	52-21	2,100	
* 11/19/94	NORTHEASTERN	L	6-9 OT	10,000	
* 11/4/95	at Northeastern	W	27-13	5,800	
* 11/2/96	NORTHEASTERN	L	7-31	10,000	
* 11/8/97	at #25 Northeastern	L	17-41	1,017	
* 11/7/98	NORTHEASTERN	W	31-17	6,300	
* 9/11/99	NORTHEASTERN	W	29-21	10,200	
* 11/18/00	at Northeastern	L	30-34	2,228	
* 11/17/01	NORTHEASTERN	L	17-24	8,000	
* 11/23/02	at #10 Northeastern	L	10-41	4,825	
* 11/22/03	NORTHEASTERN	L	24-41	7,759	
* 9/23/06	NORTHEASTERN	W	52-14	14,806	
* 10/6/07	at Northeastern	W	21-14	2,083	
Score Totals			469-392		

Northern Iowa (1-0)

Home: 1-0		Away: 0-0		Neutral: 0-0	
Date	Game	W/L	Score	Attend.	
P 12/13/19	#6 NORTHERN IOWA	W	17-0	8,741	

Old Dominion (0-2)

Home: 0-1		Away: 0-1		Neutral: 0-0	
Date	Game	W/L	Score	Attend.	
10/29/11	at #15 Old Dominion	L	20-23	19,818	
11/17/12	#4 Old Dominion	L	28-38	23,051	
Score Totals			48-61		

Randolph-Macon (4-2)

Home: 3-0		Away: 1-2		Neutral: 0-0	
Date	Game	W/L	Score	Attend.	
11/2/74	at Randolph-Macon	L	24-29		
11/1/75	RANDOLPH-MACON	W	12-7		
10/30/76	at Randolph-Macon	L	0-18		
10/29/77	RANDOLPH-MACON	W	28-0		
10/28/78	at Randolph-Macon	W	21-10		
10/27/79	RANDOLPH-MACON	W	54-0		
Score Totals			139-64		

Rhode Island (12-3)

Home: 7-1		Away: 5-2		Neutral: 0-0	
Date	Game	W/L	Score	Attend.	
9/5/87	RHODE ISLAND	W	38-0	3,300	
* 11/15/97	RHODE ISLAND	W	39-37 3OT	6,800	
* 10/31/98	at Rhode Island	L	21-28	2,389	
* 10/14/00	at Rhode Island	L	6-7	4,914	
* 9/22/01	#12 RHODE ISLAND	L	12-16	10,200	
11/2/02	at Rhode Island	W	15-11	4,966	
* 11/1/03	RHODE ISLAND	W	39-27	13,855	
* 10/7/06	RHODE ISLAND	W	35-23	14,679	
* 10/13/07	at Rhode Island	W	44-27	6,163	
* 11/12/11	RHODE ISLAND	W	31-13	25,096	
* 9/22/12	at Rhode Island	W	32-7	4,203	
* 10/29/16	RHODE ISLAND	W	84-7	23,841	
* 11/4/17	at Rhode Island	W	38-3	3,227	
* 11/10/18	RHODE ISLAND	W	48-31	24,199	
* 11/23/19	at Rhode Island	W	55-21	2,815	
Score Totals			537-248		

JMU Opponents' Series History

Richmond (19-18)

Home: 9-9		Away: 10-8		Neutral: 0-1	
Date	Game	W/L	Score	Attend.	
10/3/81	at Richmond	L	7-24	13,200	
11/5/83	at Richmond	L	0-32	10,342	
9/1/84	RICHMOND	L	12-43	11,800	
10/5/85	vs. #1 Richmond	L	15-38	17,000	
10/10/87	RICHMOND	W	41-3	16,030	
11/12/88	at Richmond	W	25-13	15,802	
9/16/89	RICHMOND	W	31-0	10,088	
9/22/90	at Richmond	W	29-0	7,713	
10/26/91	RICHMOND	W	47-42	13,369	
9/12/92	at Richmond	L	40-49	14,666	
* 9/11/93	#14 RICHMOND	L	13-20	10,000	
* 10/29/94	at Richmond	W	29-16	17,210	
* 10/28/95	#19 RICHMOND	L	33-34	11,000	
* 10/19/96	at Richmond	W	31-27	13,789	
* 10/25/97	RICHMOND	L	21-26	14,100	
* 10/3/98	at Richmond	L	7-28	14,874	
* 11/13/99	RICHMOND	W	31-13	11,500	
* 11/11/00	at #11 Richmond	L	2-21	13,750	
* 10/13/01	RICHMOND	L	17-20	14,000	
* 10/19/02	at Richmond	L	0-26	8,113	
* 10/11/03	RICHMOND	W	34-14	12,470	
* 10/23/04	at Richmond	W	26-20	10,235	
* 10/29/05	RICHMOND	L	15-18	15,124	
* 10/28/06	at #13 Richmond	W	27-10	11,150	
* 10/27/07	#14 RICHMOND	L	16-17	14,009	
* 10/11/08	at #5 Richmond	W	38-31	16,151	
* 10/10/09	#1 RICHMOND	L	17-21	16,098	
* 11/6/10	at #20 Richmond	L	10-13 OT	8,700	
* 10/1/11	#10 RICHMOND	W	31-7	25,742	
* 10/20/12	at Richmond	L	29-35	8,700	
* 10/12/13	RICHMOND	W	38-31	19,029	
* 11/15/14	at #14 Richmond	W	55-20	8,700	
* 10/24/15	#11 RICHMOND	L	49-59	26,069	
* 11/5/16	at #6 Richmond	W	47-43	8,700	
* 11/11/17	RICHMOND	W	20-13	24,586	
* 9/29/18	at Richmond	W	63-10	8,217	
* 11/16/19	RICHMOND	W	48-6	21,947	
Score Totals			994-839		

Robert Morris (1-0)

Home: 1-0		Away: 0-0		Neutral: 0-0	
Date	Game	W/L	Score	Attend.	
9/13/18	ROBERT MORRIS	W	73-7	18,112	

Saint Francis (Pa.) (4-0)

Home: 4-0		Away: 0-0		Neutral: 0-0	
Date	Game	W/L	Score	Attend.	
9/1/12	SAINT FRANCIS	W	55-7	23,248	
9/14/13	SAINT FRANCIS	W	24-20	21,276	
9/13/14	SAINT FRANCIS	W	38-22	23,577	
9/7/19	SAINT FRANCIS	W	44-7	22,422	
Score Totals			161-56		

Saint Paul's (1-0)

Home: 1-0		Away: 0-0		Neutral: 0-0	
Date	Game	W/L	Score	Attend.	
10/4/86	SAINT PAUL'S	W	62-0	14,100	

Salisbury State (4-3)

Home: 2-1		Away: 2-2		Neutral: 0-0	
Date	Game	W/L	Score	Attend.	
10/14/72	at Salisbury State	L	0-55		
10/13/73	SALISBURY STATE	L	7-42		
11/9/74	at Salisbury State	W	20-17		
11/8/75	SALISBURY STATE	W	24-15		
11/6/76	at Salisbury State	W	38-36		
10/15/77	SALISBURY STATE	W	42-27		
10/7/78	at Salisbury State	L	9-13		
Score Totals			140-205		

Sam Houston State (1-0)

Home: 1-0		Away: 0-0		Neutral: 0-0	
Date	Game	W/L	Score	Attend.	
p 12/9/16	#5 SAM HOUSTON	W	65-7	15,646	

Samford (0-1)

Home: 0-1		Away: 0-0		Neutral: 0-0	
Date	Game	W/L	Score	Attend.	
p 12/7/91	#10 SAMFORD	L	21-24	9,028	

Shepherd (2-2)

Home: 1-1		Away: 1-1		Neutral: 0-0	
Date	Game	W/L	Score	Attend.	
10/5/74	at Shepherd	W	22-11		
10/4/75	SHEPHERD	W	13-7		
10/2/76	at Shepherd	L	0-6		
10/1/77	SHEPHERD	L	0-10		
Score Totals			35-34		

Shepherd JV (1-1)

Home: 0-1		Away: 0-0		Neutral: 0-0	
Date	Game	W/L	Score	Attend.	
10/7/72	SHEPHERD JV	L	0-6		
10/20/73	SHEPHERD JV	W	23-10		
Score Totals			23-16		

Shippensburg (6-5)

Home: 4-2		Away: 2-3		Neutral: 0-0	
Date	Game	W/L	Score	Attend.	
11/22/74	SHIPPENSBURG ST.	L	7-21		
11/15/75	at Shippensburg St.	W	14-3		
11/13/76	SHIPPENSBURG ST.	L	17-21		
11/12/77	at Shippensburg St.	L	20-59		
11/4/78	SHIPPENSBURG St.	W	14-0		
11/3/79	at Shippensburg St.	W	10-7		
11/15/80	SHIPPENSBURG ST.	W	19-14		
11/14/81	at Shippensburg St.	L	27-33		
11/13/82	SHIPPENSBURG ST.	W	52-22	8,000	
11/12/83	at Shippensburg St.	L	9-29	2,200	
9/7/96	SHIPPENSBURG	W	30-0	11,000	
Score Totals			219-209		

SMU (1-0)

Home: 0-0		Away: 1-0		Neutral: 0-0	
Date	Game	W/L	Score	Attend.	
10/24/15	at SMU	W	48-45	22,314	

South Dakota State (1-0)

Home: 1-0		Away: 0-0		Neutral: 0-0	
Date	Game	W/L	Score	Attend.	
p 12/16/17	#5 S. DAKOTA ST.	W	51-16	16,528	

JMU Opponents' Series History

South Florida (1-1)

Home: 1-0		Away: 0-1		Neutral: 0-0	
Date	Game	W/L	Score	Attend.	
10/30/99	#16 SOUTH FLORIDA	W	13-3	15,000	
9/16/00	at South Florida	L	7-26	23,002	
Score Totals			20-29		

Staunton Military (0-1)

Home: 0-0		Away: 0-1		Neutral: 0-0	
Date	Game	W/L	Score	Attend.	
11/3/73	at Staunton Military	L	29-41		

Stony Brook (5-1)

Home: 3-1		Away: 2-0		Neutral: 0-0	
Date	Game	W/L	Score	Attend.	
* 11/16/13	STONY BROOK	L	38-41	17,969	
* 11/8/14	at Stony Brook	W	27-24	5,115	
* 10/3/15	STONY BROOK	W	38-20	21,653	
p 12/2/17	#10 STONY BROOK	W	26-7	16,449	
* 10/27/18	#15 STONY BROOK	W	13-10	25,244	
* 10/5/19	at #24 Stony Brook	W	45-38 OT	12,812	
Score Totals			187-140		

Towson (22-6-1)

Home: 13-1		Away: 9-5-1		Neutral: 0-0	
Date	Game	W/L	Score	Attend.	
9/18/76	TOWSON STATE	W	28-26		
9/17/77	at Towson State	L	7-13		
9/16/78	TOWSON STATE	W	21-14		
9/15/79	at Towson State	L	8-18		
11/7/81	TOWSON STATE	W	20-7		
11/20/82	at Towson State	W	42-24	3,305	
11/19/83	TOWSON STATE	L	3-10	5,000	
11/17/84	at Towson State	W	24-14	3,350	
11/23/85	TOWSON STATE	W	13-0	9,000	
11/22/86	at Towson State	T	7-7	4,684	
10/31/87	TOWSON STATE	W	21-19	16,500	
10/29/88	at Towson State	L	6-34	5,136	
10/14/89	TOWSON STATE	W	41-6	12,800	
10/13/90	at Towson State	W	21-14	1,489	
10/12/91	TOWSON STATE	W	55-31	8,102	
10/24/92	at Towson	L	21-28	4,069	
* 11/20/04	at Towson	W	31-17	2,744	
* 11/19/05	TOWSON	W	55-14	11,635	
* 11/18/06	at #24 Towson	W	38-3	4,533	
* 11/22/08	at Towson	W	58-27	5,575	
* 11/21/09	TOWSON	W	43-12	13,138	
* 10/9/10	at Towson	W	17-13	9,049	
* 10/6/12	#12 TOWSON	W	13-10	25,077	
* 11/23/13	at #5 Towson	L	17-28	7,379	
* 10/11/14	TOWSON	W	62-7	24,113	
* 10/10/15	at Towson	W	51-30	8,224	
* 11/17/18	at #15 Towson	W	38-17	7,208	
* 10/26/19	#16 TOWSON	W	27-10	23,983	
Score Totals			761-443		

Troy (1-1)

Home: 1-0		Away: 0-1		Neutral: 0-0	
Date	Game	W/L	Score	Attend.	
p 11/26/94	#10 TROY STATE	W	45-26	5,200	
p 11/27/99	at #6 Troy State	L	7-27	17,102	
Score Totals			52-53		

UCF (1-1)

Home: 1-0		Away: 0-1		Neutral: 0-0	
Date	Game	W/L	Score	Attend.	
9/7/91	#11 UCF	W	49-31	10,081	
11/14/92	at UCF	L	37-41	6,681	
Score Totals			86-72		

UConn (4-1)

Home: 3-0		Away: 1-1		Neutral: 0-0	
Date	Game	W/L	Score	Attend.	
* 9/18/93	at UConn	L	34-45	4,342	
* 11/12/94	UConn	W	48-20	11,000	
* 11/11/95	#24 UConn	W	24-16	8,000	
* 11/9/96	at UConn	W	14-6	4,555	
* 10/23/99	UConn	W	48-14	12,500	
Score Totals			168-101		

UMass (7-8-1)

Home: 4-3		Away: 3-5-1		Neutral: 0-0	
Date	Game	W/L	Score	Attend.	
9/6/86	UMASS	L	14-16	12,400	
9/26/87	at UMass	W	21-15	10,303	
9/9/89	at #15 UMass	T	28-28	9,428	
10/5/91	UMASS	W	24-7	15,104	
10/2/93	at UMass	L	10-33	14,207	
* 9/20/97	UMASS	W	13-10	11,300	
* 10/10/98	at #24 UMass	L	26-28	14,202	
* 10/20/01	at UMass	L	20-43	10,264	
* 10/26/02	#16 UMass	L	7-14	11,567	
* 9/27/03	at #10 UMass	L	28-31	10,196	
* 10/9/04	#24 UMass	W	28-7	15,321	
* 10/15/05	#13 UMass	L	7-10	4,476	
* 9/13/08	#3 UMass	W	52-38	15,747	
* 11/14/09	at UMass	W	17-14	4,028	
* 10/30/10	#18 UMass	L	14-21	16,664	
* 11/19/11	at UMass	W	34-17	7,103	
Score Totals			343-332		

U.S. Merchant Marine (1-0)

Home: 0-0		Away: 1-0		Neutral: 0-0	
Date	Game	W/L	Score	Attend.	
10/4/80	at U.S. Merchant	W	20-6		

Villanova (17-11)

Home: 10-4		Away: 7-7		Neutral: 0-0	
Date	Game	W/L	Score	Attend.	
* 11/13/93	at Villanova	W	42-3	4,616	
* 10/15/94	VILLANOVA	W	31-23	15,000	
* 9/23/95	at Villanova	W	28-27 OT	11,368	
* 11/16/96	#21 VILLANOVA	L	23-40	9,500	
* 10/4/97	at #4 Villanova	L	17-49	7,631	
* 9/19/98	#4 VILLANOVA	L	30-34	8,000	
* 10/2/99	at #11 Villanova	W	23-20	12,546	
* 10/7/00	#12 VILLANOVA	W	57-23	13,200	
* 10/6/01	at #13 Villanova	L	44-45 2OT	11,761	
* 9/28/02	#8 VILLANOVA	L	26-30	9,153	
* 10/4/03	at #3 Villanova	L	14-38	6,841	
* 9/18/04	at #5 Villanova	W	17-0	3,123	
* 11/12/05	VILLANOVA	W	28-13	10,984	
* 11/1/06	at Villanova	L	20-21	7,751	
* 9/29/07	VILLANOVA	W	35-7	15,035	
* 10/25/08	at #7 Villanova	W	23-19	6,721	
p 12/6/08	#6 VILLANOVA	W	31-27	13,780	
* 10/17/09	#6 VILLANOVA	L	0-27	16,037	
* 10/23/10	at #6 Villanova	L	7-14	9,217	
* 10/15/11	VILLANOVA	W	34-10	25,047	
* 11/10/12	at #21 Villanova	L	20-35	6,617	
* 11/2/13	#20 VILLANOVA	W	31-21	21,758	
* 9/20/14	at #7 Villanova	L	31-49	10,781	
* 11/21/15	VILLANOVA	W	38-29	17,028	
* 11/12/16	at #9 Villanova	W	20-7	6,109	
* 10/14/17	VILLANOVA	W	30-8	25,993	
* 10/13/18	at Villanova	W	37-0	5,219	
* 10/12/19	#5 VILLANOVA	W	38-24	25,076	
Score Totals			775-643		

JMU Opponents' Series History

Virginia (1-2)

Home: 0-0		Away: 1-2		Neutral: 0-0	
Date	Game	W/L	Score	Attend.	
10/13/79	at Virginia	L	9-69		
9/18/82	at Virginia	W	21-17	23,524	
9/17/83	at Virginia	L	14-21	31,984	
Score Totals			44-107		

Virginia Tech (1-6)

Home: 0-0		Away: 1-6		Neutral: 0-0	
Date	Game	W/L	Score	Attend.	
9/27/80	at Virginia Tech	L	6-38		
11/19/88	at Virginia Tech	L	6-27	18,753	
8/31/91	at Virginia Tech	L	12-41	41,623	
9/5/92	at Virginia Tech	L	20-49	43,684	
9/4/99	at #11 Virginia Tech	L	0-47	51,907	
9/6/03	at #9 Virginia Tech	L	0-43	65,115	
9/11/10	at #13 Virginia Tech	W	21-16	66,233	
Score Totals			65-261		

VMI (10-3)

Home: 7-0		Away: 3-3		Neutral: 0-0	
Date	Game	W/L	Score	Attend.	
10/16/82	at VMI	L	7-35	9,350	
11/10/84	VMI	W	21-17	8,100	
11/9/85	at VMI	L	7-14	5,900	
9/27/86	VMI	W	39-7	11,000	
10/17/87	at VMI	W	20-17	8,500	
10/22/88	VMI	W	37-0	15,986	
10/21/89	VMI	W	25-0	9,115	
9/15/90	at VMI	L	21-24	7,850	
11/5/94	at VMI	W	38-15	6,224	
10/30/04	VMI	W	41-10	15,312	
9/30/06	at VMI	W	45-7	8,830	
9/15/07	VMI	W	45-17	15,083	
9/19/09	VMI	W	44-16	15,951	
Score Totals			390-179		

Washington & Lee (3-0)

Home: 2-0		Away: 1-0		Neutral: 0-0	
Date	Game	W/L	Score	Attend.	
9/21/74	WASHINGTON & LEE	W	24-22		
9/20/75	WASHINGTON & LEE	W	21-16		
9/9/78	WASHINGTON & LEE	W	49-7		
Score Totals			94-45		

Weber State (2-0)

Home: 2-0		Away: 0-0		Neutral: 0-0	
Date	Game	W/L	Score	Attend.	
p 12/8/17	#11 WEBER STATE	W	31-28	13,490	
p 12/21/19	#3 WEBER STATE	W	30-14	10,487	
			61-42		

West Virginia (0-3)

Home: 0-0		Away: 0-2		Neutral: 0-1	
Date	Game	W/L	Score	Attend.	
9/25/04	at West Virginia	L	10-45	56,609	
9/15/12	vs. West Virginia	L	12-42	45,511	
8/31/19	at West Virginia	L	13-20	61,891	
Score Totals			35-107		

William & Mary (25-17)

Home: 14-5		Away: 11-12		Neutral: 0-0	
Date	Game	W/L	Score	Attend.	
10/14/78	at William & Mary	L	7-32		
10/6/79	at William & Mary	L	0-33	12,000	
10/31/81	at William & Mary	L	19-31	7,800	
10/23/82	WILLIAM & MARY	W	24-18	14,750	
10/15/83	at William and Mary	L	21-24	12,100	
9/29/84	WILLIAM & MARY	L	10-20	8,300	
9/28/85	at William & Mary	L	14-31	12,200	
10/25/86	#3 WILLIAM & MARY	W	28-22	7,500	
10/24/87	at William & Mary	W	28-22	16,103	
9/24/88	#17 WILLIAM & MARY	L	3-10	7,000	
11/11/89	at #12 William & Mary	L	21-24	12,420	
11/10/90	#9 WILLIAM & MARY	L	21-31	6,641	
9/28/91	at #8 William & Mary	W	29-28	15,371	
10/31/92	#10 WILLIAM & MARY	W	21-14	7,400	
* 10/30/93	at #13 William & Mary	L	26-31	11,698	
* 10/22/94	#14 WILLIAM & MARY	W	33-7	15,200	
* 9/9/95	at #16 William & Mary	W	24-17	13,871	
* 10/12/96	#15 WILLIAM & MARY	W	26-21	10,500	
* 10/11/97	at #15 William & Mary	L	25-38	8,529	
* 10/17/98	#6 WILLIAM & MARY	L	12-24	14,000	
* 10/16/99	at William & Mary	W	30-20	9,225	
* 10/21/00	WILLIAM & MARY	W	28-14	10,500	
* 11/10/01	at William & Mary	L	10-17	9,233	
* 11/16/02	#16 WILLIAM & MARY	W	34-31 OT	8,237	
* 10/18/03	at William & Mary	W	24-17	8,038	
* 11/13/04	#10 WILLIAM & MARY	L	24-27	13,904	
p 12/10/04	at #6 William & Mary	W	48-34	12,259	
* 11/5/05	at #16 William & Mary	W	30-29	12,287	
* 10/21/06	WILLIAM & MARY	W	31-17	15,573	
* 11/10/07	at William & Mary	W	55-34	12,259	
* 11/15/08	#12 WILLIAM & MARY	W	48-24	14,330	
* 10/24/09	at #5 William & Mary	L	3-24	12,259	
* 11/13/10	#1 WILLIAM & MARY	W	30-24	16,733	
* 9/24/11	at #5 William & Mary	W	20-14	12,259	
* 10/13/12	WILLIAM & MARY	W	27-26 OT	22,271	
* 10/26/13	at #19 William & Mary	L	7-17	12,259	
* 11/1/14	#16 WILLIAM & MARY	W	31-24	21,778	
* 10/31/15	at #16 William & Mary	L	41-44	9,414	
* 10/8/16	WILLIAM & MARY	W	31-24	20,354	
* 10/21/17	at William & Mary	W	46-14	13,125	
* 9/22/18	WILLIAM & MARY	W	51-0	25,130	
* 10/19/19	at William & Mary	W	38-10	11,821	
Score Totals			1093-974		

Wofford (2-0)

Home: 2-0		Away: 0-0		Neutral: 0-0	
Date	Game	W/L	Score	Attend.	
10/25/80	WOFFORD	W	3-0		
p 11/29/08	#8 WOFFORD	W	38-35	12,826	
Score Totals			41-35		

Youngstown State (2-3)

Home: 0-1		Away: 1-2		Neutral: 1-0	
Date	Game	W/L	Score	Attend.	
10/20/90	#6 YOUNGSTOWN ST.	L	15-31	12,812	
11/9/91	at Youngstown St.	L	21-28	8,138	
9/26/92	at #1 Youngstown St.	W	52-49	16,826	
p 11/25/06	at #5 Youngstown St.	L	31-35	11,627	
p 1/7/17	vs. #13 Youngstown St.	W	28-14	14,423	
Score Totals			147-157		

Denotations:

* - conference game
p - NCAA playoff game
HOME GAME ALL CAPS

CAA Football

CAA Football has established itself as one of the nation's premier FCS power conferences for more than a decade due to its on-field success, national exposure and the achievements of its student-athletes in the classroom, in the community and at the next level.

CAA Football made history in 2018 by becoming the first conference to ever have six teams (Delaware, Elon, James Madison, Maine, Stony Brook and Towson) receive berths in the NCAA Division I Football Championship. Eleven of the CAA's 12 teams have made the playoffs since 2015. The league has had multiple teams in the playoffs for the past 29 years, at least three squads in the field for the past 14 seasons and at least one team in the semifinals for seven straight years. A CAA team has competed in the FCS national championship game in nine of the past 15 seasons.

CAA Football continued its success against non-conference opponents in 2019, finishing a nation's-best 30-9 (.769) against FCS foes. The league has knocked off two FBS opponents in three of the last four years. CAA Football teams have recorded 38 wins over FBS opponents in its history.

A strong presence in the national rankings was another constant in 2019 as CAA Football had three teams – James Madison, Villanova and UAlbany - in the final Top 25 polls and three other teams that received votes. Eight CAA teams were ranked in the national polls at some point during the season and all 12 received votes.

A total of 20 CAA Football players were named to one or more All-America teams in 2019, while nine players and two coaches were selected as finalists for national Player/Coach of the Year awards from STATS.

CAA Football continues to provide a path to the next level, with two players selected in the 2019 NFL Draft. Rhode Island wide receiver Isaiah Coulter was picked in the fifth round by the Houston Texans, Elon offensive and JMU quarterback Ben DiNucci went to the Dallas Cowboys in round seven. The conference has had multiple players picked in each NFL Draft since 2006.

CAA Football enters the second year of its broadcast agreement with partner FloSports, which will televise at least 50 games across their digital platform. In addition, several teams will have contests televised on regional sports networks. The CAA's national appeal was showcased in 2017 when ESPN's iconic College Gameday show aired live from James Madison on Oct. 14 prior to the Dukes' conference showdown with Villanova. It was College Gameday's second trip to Harrisonburg in a three-year period.

CAA Football's emphasis on its players' off-the-field achievements was evident again in 2019. Villanova's Chucky Smith was the recipient of the Chuck Boone Leadership Award, which honors the player who best embodies the highest standards of leadership, integrity, teamwork and sportsmanship in his academic and athletic pursuits. Elon's Matt Foster was selected as CAA Football's Scholar-Athlete of the Year and was among 439 student-athletes who made the CAA Commissioner's Academic Honor Roll.

Showing a desire to unite behind a common cause, all 12 CAA Football schools partnered with the Be the Match Foundation in 2019. Former Villanova coach Andy Talley has been a driving force nationally for the program, which raises awareness of the need for bone marrow donors.

CAA Football has enjoyed a tremendous record in the postseason, earning 111 total playoff berths and placing at least three teams in the field every year since 2006. The league's 112 all-time wins in the NCAA playoffs are second-most of any FCS conference, and the conference has further established its presence at the national level by placing 15 teams in the national semifinals over the past 14 seasons.

James Madison took home the national championship in 2016 with a 28-14 victory over Youngstown State. It was the third title in a decade and sixth overall for CAA Football. Villanova captured the 2009 national championship and Richmond claimed its first FCS crown in 2008. In 2004, JMU won the national championship, becoming the first team since the field expanded to 16 teams in 1986 to reach the final after winning three road playoff games. Delaware rolled past Colgate, 40-0, to capture the first title-game shutout in 2003. Former league member Massachusetts earned a national championship in 1998.

CAA Football boasts a total of 30 individual national award winners in league history. Villanova quarterback John Robertson (2014), Old Dominion quarterback Taylor Heinicke (2012), New Hampshire quarterback Ricky Santos (2006), William & Mary quarterback Lang Campbell (2004), Villanova running back Brian Westbrook (2001), Nova wide receiver Brian Finneran (1997), UNH running back Jerry Azumah (1998) and Towson running back Dave Meggett (1998) all earned the Walter Payton Award as the top offensive player in FCS under the league banner. UNH linebacker Matt Evans (2011), James Madison defensive lineman Arthur Moats (2009), and JMU linebacker Derrick Lloyd (2001) each received the Buck Buchanan Award as the top defensive player in FCS, while JMU defensive



lineman Andrew Ankrah was chosen as the FCS ADA Defensive Player of the Year in 2017. Robertson (2012) and Towson's Terrance West (2011) are past recipients of the Jerry Rice Award as the top freshman in FCS. New Hampshire's Sean McDonnell (2005 and 2014), Towson's Rob Ambrose (2011), JMU's Mickey Matthews (1999 and 2008), Villanova's Andy Talley (1997) and Boston University's Dan Allen (1993) are past Eddie Robinson Award winners from the league as the top coach in FCS. Maine's Joe Harasymiak (2018), JMU's Mike Houston (2016), McDonnell (2014), Matthews (2004), Talley (1997 and 2009), Delaware's K.C. Keeler (2010), Richmond's Mike London (2008), and Massachusetts' Mark Whipple (1998) have all garnered the AFCA National Coach of the Year honor. Stony Brook's Chris Infantino received the STATS Doris Robinson Scholar-Athlete Award in 2018.

The league remains successful beyond the collegiate playing field. CAA Football has had 121 players drafted by NFL franchises dating back to 1948. A total of 43 players have been selected in the draft over the last 15 years, including 2013 Super Bowl MVP Joe Flacco of Delaware (18th overall to the Baltimore Ravens in 2008). More than 30 players currently join Flacco on active NFL rosters.

CAA Football's geographic footprint extends up and down the East Coast, with schools located from Maine to North Carolina. Members include UAlbany, Delaware, Elon, James Madison, Maine, New Hampshire, Rhode Island, Richmond, Stony Brook, Towson, Villanova and William and Mary. Joe D'Antonio is in his fifth year as commissioner of CAA Football and the Colonial Athletic Association.

While CAA Football officially began March 1, 2007, its roots date back more than 70 years. On December 3, 1946, the Code of the Yankee Conference went into effect. Established as an all-sports conference for the New England land grant colleges, the six charter members included Connecticut, Maine, Massachusetts, New Hampshire, Rhode Island and Vermont. Upon the formation of Division I-AA football in 1978, the league disbanded all sports except for football. Delaware and Richmond were admitted to the conference in 1986, Villanova was added in 1988 and James Madison, Northeastern and William and Mary joined the league in 1993. The Atlantic 10 assumed operational control of the conference from 1997-2006, with Hofstra becoming part of the league in 2001 and Towson joining the group in 2004. With the conference under the CAA Football banner, UAlbany and Stony Brook were welcomed in 2013, followed by Elon in 2014.

CAA Football Staff

Joe D'Antonio - Commissioner

Jennifer Condaras - Deputy Commissioner, SWA

Lynn Newton - Executive Associate Commissioner, CFO

Brian Gordon - Associate Commissioner for Football

Rob Washburn - Associate Commissioner for Communications

Ed Winsper - Associate Commissioner for Broadcast and Multimedia Services

Bruce Williams - Supervisor of Football Officials

Address

8625 Patterson Ave.

Richmond, VA 23229



Joe D'Antonio

Washburn E-mail

rwashburn@caasports.com

Phone

(804) 525-1219

Fax

(804) 754-1973



Rob Washburn

2019 Standings

Team	Conference			Points			Overall			Points			Home	Away	Neut	Streak
	W	L	T	For	Opp	Pct	W	L	T	For	Opp	Pct				
James Madison * #	8	0	0	350	135	1.000	14	2	0	640	251	.875	9-0	5-1	0-1	L1
Albany #	6	2	0	239	210	.750	9	5	0	439	357	.643	6-1	3-4	0-0	L1
Villanova #	5	3	0	289	253	.625	9	4	0	485	339	.692	5-1	4-3	0-0	L1
New Hampshire	5	3	0	172	172	.625	6	5	0	222	221	.545	5-0	1-5	0-0	W1
Towson	4	4	0	237	213	.500	7	5	0	363	282	.583	3-3	4-2	0-0	L1
Maine	4	4	0	213	233	.500	6	6	0	352	353	.500	3-2	3-4	0-0	L1
Elon	4	4	0	213	196	.500	5	6	0	276	297	.455	2-3	3-3	0-0	W1
Richmond	4	4	0	181	218	.500	5	7	0	275	333	.417	3-3	2-4	0-0	L3
William & Mary	3	5	0	211	240	.375	5	7	0	303	338	.417	3-3	2-4	0-0	W1
Delaware	3	5	0	183	240	.375	5	7	0	278	344	.417	4-3	1-4	0-0	L1
Stony Brook	2	6	0	179	236	.250	5	7	0	292	328	.417	3-4	2-3	0-0	L4
Rhode Island	0	8	0	198	319	.000	2	10	0	308	436	.167	1-4	1-6	0-0	L3

* - CAA Football Champion

- 2019 FCS Playoffs Participants

2019 CAA Football Individual Awards

Greg Gattuso, Albany

Coach of the Year

Jeff Undercuffler, Albany (QB, Fr.)

CAA Offensive Rookie of the Year

Ben DiNucci, James Madison (QB, R-Sr.)

Offensive Player of the Year

Tristan Wheeler, Richmond (LB, Fr.)

CAA Defensive Rookie of the Year

Ron'Dell Carter, James Madison (DL, R-Sr.)

Defensive Player of the Year

Chucky Smith, Villanova (S, Sr.)

Chuck Boone Leadership Award

Earnest Edwards, Maine (KR, Sr.)

Special Teams Player of the Year

2019 All-CAA Football First Team

OFFENSE

Pos.	Player	School	Class
QB	Ben DiNucci	James Madison	Sr.
RB	Percy Agyei-Obese	James Madison	Jr.
RB	Karl Mofo	Albany	Jr.
FB/HB	Evan Gray	New Hampshire	Sr.
WR	Earnest Edwards	Maine	Sr.
WR	Juwan Green	Albany	Sr.
WR	Aaron Parker	Rhode Island	Sr.
TE	Matt Foster	Elon	Sr.
OL	Liam Dobson	Maine	Jr.
OL	Liam Fornadel	James Madison	Jr.
OL	Paul Grattan	Villanova	Jr.
OL	Kyle Murphy	Rhode Island	Sr.
OL	Mac Patrick	James Madison	Sr.

2019 All-CAA Football Second Team

OFFENSE

Pos.	Player	School	Class
QB	Tom Flacco	Towson	Sr.
RB	Will Knight	Delaware	Fr.
RB	Yeedee Thaeenrat	Towson	Sr.
FB/HB	Owen Tyler	Delaware	Sr.
WR	Isaiah Coulter	Rhode Island	Jr.
WR	Shane Leatherbury	Towson	Sr.
WR	Brandon Polk	James Madison	Sr.
TE	Dylan Stapleton	James Madison	Sr.
OL	Tim Coleman	Richmond	Jr.
OL	Mario Farinella	Delaware	Gr.
OL	Aaron Grzymkowski	Towson	Jr.
OL	Kyle Nunez	Stony Brook	So.
OL	Mark Williamson	William & Mary	Sr.

2019 All-CAA Football Third Team

OFFENSE

Pos.	Player	School	Class
QB	Daniel Smith	Villanova	Jr.
RB	Justin Covington	Villanova	Jr.
RB	Jawon Hamilton	James Madison	Jr.
FB/HB	Tyler Crist	William & Mary	Jr.
WR	Jaquan Blair	Maine	Sr.
WR	Keyston Fuller	Richmond	Gr.
WR	Changa Hodge	Villanova	Jr.
TE	LJ Wesneski	Albany	Jr.
OL	Chuka Ezeuzoh	Delaware	Gr.
OL	Patrick Flynn	New Hampshire	So.
OL	Colin Gamroth	Villanova	Jr.
OL	Sean Kennedy	Albany	Sr.
OL	Truvel Wilson	James Madison	Jr.

DEFENSE

Pos.	Player	School	Class
DL	Ron'Dell Carter	James Madison	Sr.
DL	John Daka	James Madison	Sr.
DL	Eli Mencer	Albany	Sr.
DL	Kayon Whitaker	Maine	Sr.
LB	Tyler Dressler	Richmond	Jr.
LB	Dimitri Holloway	James Madison	Sr.
LB	Taji Lowe	Maine	Sr.
LB	Forrest Rhyne	Villanova	Jr.
CB	Greg Liggs Jr.	Elon	Sr.
CB	Manny Patterson	Maine	Sr.
S	D'Angelo Amos	James Madison	Jr.
S	Adam Smith	James Madison	Sr.

DEFENSE

Pos.	Player	School	Class
DL	Maurice Jackson	Richmond	Sr.
DL	Cam Kitchen	Delaware	Gr.
DL	Bill Murray	William & Mary	Sr.
DL	Marcus Willoughby	Elon	Sr.
LB	Augie Contressa	Stony Brook	Jr.
LB	Robert Heyward	Towson	Sr.
LB	Branyan Javier-Castillo	Rhode Island	Sr.
LB	Levi Metheny	Albany	Jr.
CB	Rashad Robinson	James Madison	Sr.
CB	Prince Smith Jr.	New Hampshire	Sr.
S	Evan Horn	New Hampshire	Jr.
S	Daniel Jones	Richmond	Jr.

DEFENSE

Pos.	Player	School	Class
DL	Malik Fisher	Villanova	Jr.
DL	Mike Greene	James Madison	Jr.
DL	Niko Kvietkus	New Hampshire	So.
DL	Charles Mitchell	Maine	Sr.
DL	Kobie Turner	Richmond	So.
LB	Keon Paye	Towson	Sr.
LB	Tristan Wheeler	Richmond	Fr.
LB	Drew Wiley	Villanova	Sr.
LB	Landan Word	James Madison	Sr.
CB	Jaquan Amos	Villanova	Jr.
CB	Gavin Heslop	Stony Brook	Sr.
S	Coby Tippet	Towson	Jr.
S	Kedrick Whitehead	Delaware	So.

SPECIAL TEAMS

Pos.	Player	School	Class
PK	Ethan Ratke	James Madison	Jr.
P	Nate Fondacaro	Villanova	So.
KR	Earnest Edwards	Maine	Sr.
PR	D'Angelo Amos	James Madison	Jr.
SPEC	Yeedee Thaeenrat	Towson	Sr.

SPECIAL TEAMS

Pos.	Player	School	Class
PK	Aidan O'Neill	Towson	Sr.
P	Nick Pritchard	Delaware	Sr.
KR	Ahmere Dorsey	Rhode Island	Sr.
PR	Ahmere Dorsey	Rhode Island	Sr.
SPEC	Corey Parker	William & Mary	Sr.

SPECIAL TEAMS

Pos.	Player	School	Class
PK	Jason Hughes	New Hampshire	Jr.
P	Shane McDonough	Towson	So.
KR	Aaron Dykes	Richmond	Fr.
PR	Jordan Lowery	William & Mary	Jr.
SPEC	Billy Barber	Stony Brook	Sr.

CAA Football

Saturday, February 20

Davidson at Elon

Morehead State at James Madison

Saturday, February 27

Elon at Gardner-Webb

Robert Morris at James Madison

Rhode Island at Bryant

Friday, March 5

Albany at New Hampshire *

Saturday, March 6

James Madison at Elon *

Maine at Delaware*

Villanova at Stony Brook*

William & Mary at Richmond

Saturday, March 13

Albany at Maine *

Rhode Island at Villanova *

Richmond at Elon *

Stony Brook at Delaware *

William & Mary at James Madison *

Saturday, March 20

Delaware at New Hampshire *

Elon at William & Mary *

Rhode Island at Albany *

Richmond at James Madison *

Stony Brook at Maine *

Saturday, March 27

Delaware at Rhode Island *

Elon at Richmond *

James Madison at William & Mary *

New Hampshire at Villanova *

Stony Brook at Albany *

Saturday, April 3

Albany at Delaware *

James Madison at Richmond *

New Hampshire at Rhode Island *

Villanova at Maine *

William & Mary at Elon *

Saturday, April 10

Elon at James Madison *

Maine at Rhode Island *

Richmond at William & Mary *

Stony Brook at New Hampshire *

Villanova at Albany *

Saturday, April 17

Delaware at Villanova *

New Hampshire at Maine *

Rhode Island at Stony Brook *

* - denotes CAA game

Games/dates subject to change



2019 Season in Review



Date	Opponent		Score	Overall	CAA	Time	Att.
Aug 31, 2019	at West Virginia	L	13-20	0-1	0-0	3:08	61891
Sep 07, 2019	SAINT FRANCIS	W	44-7	1-1	0-0	2:58	22422
Sep 14, 2019	MORGAN STATE	W	63-12	2-1	0-0	4:00	19777
Sep 21, 2019	at Chattanooga	W	37-14	3-1	0-0	2:58	8795
* Sep 28, 2019	at #24 Elon	W	45-10	4-1	1-0	2:55	11926
* Oct 05, 2019	at #24 Stony Brook	WOT	45-38	5-1	2-0	3:19	12812
* Oct 12, 2019	#5 VILLANOVA	W	38-24	6-1	3-0	3:12	25076
* Oct 19, 2019	at William and Mary	W	38-10	7-1	4-0	2:50	11821
* Oct 26, 2019	#16 TOWSON	W	27-10	8-1	5-0	2:51	23983
* Nov 09, 2019	#23 NEW HAMPSHIRE	W	54-16	9-1	6-0	2:51	19660
* Nov 16, 2019	RICHMOND	W	48-6	10-1	7-0	2:50	21947
* Nov 23, 2019	at Rhode Island	W	55-21	11-1	8-0	2:45	2815
\$ Dec 07, 2019	#14 MONMOUTH	W	66-21	12-1	8-0	3:00	10881
\$ Dec 13, 2019	#6 NORTHERN IOWA	W	17-0	13-1	8-0	2:57	8741
\$ Dec 21, 2019	#3 WEBER STATE	W	30-14	14-1	8-0	2:53	10487
\$ Jan 11, 2020	vs #1 North Dakota State	L	20-28	14-2	8-0	3:02	17866

* indicates CAA game

\$ - Indicates FCS playoff game

Team Statistics

	JMU	OPP
SCORING	640	251
Points Per Game	40.0	15.7
Points Off Turnovers	114	45
FIRST DOWNS	397	233
Rushing	219	64
Passing	166	133
Penalty	12	36
RUSHING YARDAGE	3886	1197
Yards gained rushing	4168	1720
Yards lost rushing	282	523
Rushing Attempts	782	458
Average Per Rush	5.0	2.6
Average Per Game	242.9	74.8
TDs Rushing	43	11
PASSING YARDAGE	3566	3126
Comp-Att-Int	283-401-6	260-490-17
Average Per Pass	8.9	6.4
Average Per Catch	12.6	12.0
Average Per Game	222.9	195.4
TDs Passing	33	18
TOTAL OFFENSE	7452	4323
Total Plays	1183	948
Average Per Play	6.3	4.6
Average Per Game	465.8	270.2
KICK RETURNS: #-Yards	32-773	81-1538
PUNT RETURNS: #-Yards	37-472	12-68
INT RETURNS: #-Yards	17-272	6-36
KICK RETURN AVERAGE	24.2	19.0
PUNT RETURN AVERAGE	12.8	5.7
INT RETURN AVERAGE	16.0	6.0
FUMBLES-LOST	22-10	22-9
PENALTIES-Yards	83-843	69-595
Average Per Game	52.7	37.2
PUNTS-Yards	49-1883	92-3654
Average Per Punt	38.4	39.7
Net punt average	36.2	33.5
KICKOFFS-Yards	121-6432	57-2955
Average Per Kick	53.2	51.8
Net kick average	38.6	33.9
TIME OF POSSESSION/Game	33:14	26:46
3RD-DOWN Conversions	125/233	63/210
3rd-Down Pct	54%	30%
4TH-DOWN Conversions	16/18	12/28
4th-Down Pct	89%	43%
SACKS BY-Yards	47-318	28-160
MISC YARDS	29	0
TOUCHDOWNS SCORED	80	31
FIELD GOALS-ATTEMPTS	27-34	12-20
ON-SIDE KICKS	0-0	0-1
RED-ZONE SCORES	(76-83) 92%	(25-34) 74%
RED-ZONE TOUCHDOWNS	(56-83) 67%	(18-34) 53%
PAT-ATTEMPTS	(79-80) 99%	(29-31) 94%
ATTENDANCE	162974	110060
Games/Avg Per Game	9/18108	6/18343
Neutral Site Games		1/17866

Score by Quarters

	1st	2nd	3rd	4th	OT	Total
James Madison	166	201	125	141	7	640
Opponents	69	67	55	60	0	251

JMU in the CAA and FCS Rankings

Category	CAA	Avg	Nationally
Scoring Offense	1st	40.0	3rd
Scoring Defense	1st	15.7	3rd
Rushing Offense	1st	242.9	10th
Rushing Defense	1st	74.8	3rd
Passing Offense	7th	222.9	57th
Passing Defense	2nd	195.4	27th
Total Offense	1st	465.8	10th
Total Defense	1st	270.2	1st
3rd-Down Offense	1st	53.6%	2nd
3rd-Down Defense	1st	30%	3rd
4th-Down Offense	1st	88.9%	1st
4th-Down Defense	2nd	42.9%	34th
Red Zone Offense	1st	91.7%	6th
Red Zone Defense	2nd	73.5%	20th
Kickoff Return Offense	3rd	24.16	6th
Kickoff Return Defense	3rd	18.99	45th
Punt Return Offense	1st	12.76	16th
Punt Return Defense	1st	5.67	25th
Net Punting	5th	36.22	45th
Turnover Margin	2nd	+0.63	22nd
Interceptions For	1st	17	7th
Interceptions Against	1st	6	12th
Sacks For	1st	2.94	12th
Sacks Against	4th	1.75	40th

2019 Season in Review

Passing

	G	Effic	Cmp-Att-Int	Pct	Yds	TD	Lng	Avg/G
Ben DiNucci	16	169.5	268-378-6	70.9	3441	29	80	215.1
Cole Johnson	8	169.06	14-20-0	70.0	118	3	23	14.8
Gage Moloney	5	244.4	1-2-0	50.0	7	1	7	1.4
Total.....	16	169.4	283-401-6	70.6	3566	33	80	222.9
Opponents.....	16	111.8	260-490-17	53.1	3126	18	72	195.4

Rushing

	GP	Att	Gain	Loss	Net	Avg	TD	Long	Avg/G
Percy Agyei-Obese	16	259	1239	23	1216	4.7	19	37	76.0
Jawon Hamilton	16	168	937	18	919	5.5	5	72	57.4
Ben DiNucci	16	122	747	178	569	4.7	7	34	35.6
Latrele Palmer	9	60	409	9	400	6.7	4	69	44.4
Solomon Vanhorne	14	88	391	9	382	4.3	5	30	27.3
Eric Kirlaw	13	37	228	11	217	5.9	2	52	16.7
Austin Douglas	4	25	104	14	90	3.6	0	11	22.5
Brandon Polk	16	5	46	3	43	8.6	0	29	2.7
Cole Johnson	8	5	42	5	37	7.4	1	33	4.6
Gage Moloney	5	4	22	0	22	5.5	0	7	4.4
Total.....	16	782	4168	282	3886	5.0	43	72	242.9
Opponents.....	16	458	1720	523	1197	2.6	11	93	74.8

Receiving

	G	No.	Yds	Avg	TD	Long	Avg/G
Brandon Polk	16	74	1179	15.9	11	80	73.7
Riley Stapleton	13	65	788	12.1	10	37	60.6
Dylan Stapleton	16	35	426	12.2	1	39	26.6
Jake Brown	16	30	321	10.7	2	45	20.1
Kyndel Dean	15	20	263	13.1	1	37	17.5
Jawon Hamilton	16	15	124	8.3	1	50	7.8
Devin Ravenel	16	12	146	12.2	1	30	9.1
Solomon Vanhorne	14	12	133	11.1	1	19	9.5
Drew Painter	16	4	57	14.2	1	26	3.6
Kevin Curry Jr.	2	3	33	11.0	1	17	16.5
Daniel Adu	16	3	29	9.7	0	23	1.8
Austin Douglas	4	3	26	8.7	1	19	6.5
Percy Agyei-Obese	16	3	19	6.3	0	10	1.2
Eric Kirlaw	13	1	9	9.0	1	9	0.7
Reggie Brown	5	1	6	6.0	0	6	1.2
Nick Carlton	14	1	5	5.0	0	5	0.4
Clayton Cheatham	11	1	2	2.0	1	2	0.2
Total.....	16	283	3566	12.6	33	80	222.9
Opponents.....	16	260	3126	12.0	18	72	195.4

Total Offense

	G	Plays	Rush	Pass	Total	Avg/G
Ben DiNucci	16	500	569	3441	4010	250.6
Percy Agyei-Obese	16	259	1216	0	1216	76.0
Jawon Hamilton	16	168	919	0	919	57.4
Latrele Palmer	9	60	400	0	400	44.4
Solomon Vanhorne	14	88	382	0	382	27.3
Eric Kirlaw	13	37	217	0	217	16.7
Cole Johnson	8	25	37	118	155	19.4
Austin Douglas	4	25	90	0	90	22.5
Total.....	16	1183	3886	3566	7452	465.8
Opponents.....	16	948	1197	3126	4323	270.2

Field Goals

	FGM-FGA	Pct	1-19	20-29	30-39	40-49	50+	Lg	Blk
Ethan Ratke	27-34	79.4	2-2	12-13	6-9	7-9	0-1	44	1
Total.....	27-34	79.4	2-2	12-13	6-9	7-9	0-1	44	1
Opponents.....	12-20	60.0	0-0	3-4	3-6	5-7	1-3	50	4

Kick Returns

	No.	Yds	Avg	TD	Long
Brandon Polk	14	360	25.7	0	60
Jawon Hamilton	9	263	29.2	0	56
D'Angelo Amos	5	78	15.6	0	22
Devin Ravenel	1	43	43.0	1	43
Total.....	32	773	24.2	1	60
Opponents.....	81	1538	19.0	2	93

Punt Returns

	No.	Yds	Avg	TD	Long
D'Angelo Amos	33	426	12.9	1	85
Jack Sroba	2	16	8.0	0	18
Bryce Maginley	1	22	22.0	0	0
Total.....	37	472	12.8	1	85
Opponents.....	12	68	5.7	0	21

Scoring

		[----- PATs -----]							
	TD	FGs	Kick	Rush	Rcv	Pass	DXP	Saf	Points
Ethan Ratke	0	27-34	79-80	0-0	0	0-0	0	0	160
Percy Agyei-Obese	19	0-0	0-0	0-0	0	0-0	0	0	114
Brandon Polk	11	0-0	0-0	0-0	0	0-0	0	0	66
Riley Stapleton	10	0-0	0-0	0-0	0	0-0	0	0	60
Ben DiNucci	7	0-0	0-0	0-0	0	0-0	0	0	42
Jawon Hamilton	6	0-0	0-0	0-0	0	0-0	0	0	36
Solomon Vanhorne	6	0-0	0-0	0-0	0	0-0	0	0	36
Latrele Palmer	4	0-0	0-0	0-0	0	0-0	0	0	24
Eric Kirlaw	3	0-0	0-0	0-0	0	0-0	0	0	18
Devin Ravenel	2	0-0	0-0	0-0	0	0-0	0	0	12
Jake Brown	2	0-0	0-0	0-0	0	0-0	0	0	12
Cole Johnson	1	0-0	0-0	0-0	0	0-0	0	0	6
Drew Painter	1	0-0	0-0	0-0	0	0-0	0	0	6
Clayton Cheatham	1	0-0	0-0	0-0	0	0-0	0	0	6
Kyndel Dean	1	0-0	0-0	0-0	0	0-0	0	0	6
MJ Hampton	1	0-0	0-0	0-0	0	0-0	0	0	6
Charles Tutt	1	0-0	0-0	0-0	0	0-0	0	0	6
Kevin Curry Jr.	1	0-0	0-0	0-0	0	0-0	0	0	6
Dylan Stapleton	1	0-0	0-0	0-0	0	0-0	0	0	6
Austin Douglas	1	0-0	0-0	0-0	0	0-0	0	0	6
D'Angelo Amos	1	0-0	0-0	0-0	0	0-0	0	0	6
Total.....	80	27-34	79-80	0-0	0	0-0	0	0	640
Opponents.....	31	12-20	29-31	0-0	0	0-0	0	0	251

All-Purpose

	G	Rush	Rec	PR	KOR	IR	Tot	Avg/G
Brandon Polk	16	43	1179	0	360	0	1582	98.9
Jawon Hamilton	16	919	124	0	263	0	1306	81.6
Percy Agyei-Obese	16	1216	19	0	0	0	1235	77.2
Riley Stapleton	13	0	788	0	0	0	788	60.6
Ben DiNucci	16	569	0	0	0	0	569	35.6
Solomon Vanhorne	14	382	133	0	17	0	532	38.0
D'Angelo Amos	16	0	0	426	78	24	528	33.0
Dylan Stapleton	16	0	426	0	4	0	430	26.9
Latrele Palmer	9	400	0	0	0	0	400	44.4
Jake Brown	16	0	321	0	0	0	321	20.1
Kyndel Dean	15	0	263	0	0	0	263	17.5
Eric Kirlaw	13	217	9	0	0	0	226	17.4
Devin Ravenel	16	3	146	0	43	0	192	12.0
Austin Douglas	4	90	26	0	8	0	124	31.0
Total.....	16	3886	3566	472	773	272	8969	560.6
Opponents.....	16	1197	3126	68	1538	36	5965	372.8

Punting

	No.	Yds	Avg	Long	TB	FC	I20	50+	Blkd
Harry O'Kelly	49	1883	38.4	60	2	19	21	3	0
Total.....	49	1883	38.4	60	2	19	21	3	0
Opponents.....	92	3654	39.7	60	5	24	14	14	3

Interceptions

	No.	Yds	Avg	TD	Long
Adam Smith	6	64	10.7	0	30
Rashad Robinson	3	3	1.0	0	3
D'Angelo Amos	2	24	12.0	0	22
Wayne Davis	2	3	1.5	0	2
Charles Tutt	1	79	79.0	1	79
Que Reid	1	16	16.0	0	16
Chris Chukwuneke	1	0	0.0	0	0
MJ Hampton	1	83	83.0	1	83
Total.....	17	272	16.0	2	83
Opponents.....	6	36	6.0	0	20

Fumble Returns

	No.	Yds	Avg	TD	Long
D'Angelo Amos	1	4	4.0	0	4
Dimitri Holloway	1	12	12.0	0	12
Total.....	2	16	8.0	0	12
Opponents.....	2	13	6.5	0	13

2019 Season in Review

Defensive Leaders

		-----Tackles-----			-Sacks-			---Pass Def---		-Fumbles-		Blkd		
	GP-GS	Solo	Ast	Total	TFL/Yds	No-Yards	Int-Yds	BrUp	QBH	Rcv-Yds	FF	Kick	Saf	
2	Dimitri Holloway	16-15	50	74	124	10.5-20	2.0-11	.	5	.	3-12	1	.	.
21	Adam Smith	16-16	45	22	67	1.0- 1	.	6-64	10	.	1-0	.	.	.
7	John Daka	16-16	33	34	67	28.0-159	16.5-124	.	3	13	1-0	4	1	.
5	Ron'Dell Carter	16-16	28	38	66	27.0-123	12.0-77	.	1	13	.	1	.	.
8	Wayne Davis	16-16	33	29	62	8.5-25	1.5-2	2-3	7	1	.	1	.	.
24	D'Angelo Amos	16-15	36	21	57	5.0-13	1.5-7	2-24	3	.	1-4	1	3	.
92	Mike Greene	16-16	22	31	53	11.0-65	7.5-60	.	.	6	.	1	.	.
1	Rashad Robinson	14-14	32	20	52	4.5-17	1.5-7	3-3	11	2	1-0	.	.	.
95	Adeeb Atariwa	16-15	21	31	52	13.0-34	1.5-10	.	1	1	1-0	1	1	.
52	Landan Word	16-16	20	27	47	1.0-8	1.0-8
54	Kelvin Azanama	16-1	18	28	46	3.5-11
32	MJ Hampton	15-1	27	18	45	2.0-8	.	1-83	4	1	.	2	1	.
20	D. Tucker-Dorsey	16-0	10	22	32	3.0-10	1.0-3	.	.	1
30	Wesley McCormick	14-11	17	5	22	2.0-2	.	.	3	.	.	1	.	.
16	Que Reid	16-0	11	10	21	3.0-4	.	1-16	2	.	.	1	.	.
38	Mike Cobbs	16-0	15	4	19	1
11	Bryce Maginley	12-0	6	10	16	3.0-14	0.5-8	1	1	.
34	Chris Chukwuneke	10-0	11	5	16	.	.	1-0
33	Sam Kidd	8-0	8	5	13
23	Charles Tutt	14-3	11	2	13	.	.	1-79
27	Taurus Carroll	11-3	8	3	11	1.0-8	.	.	7
10	Jalen Green	14-0	4	7	11	2.0-6	0.5-1
43	Garrett Groulx	16-1	3	6	9	3.0-16	2	.
35	Willie Drew	7-0	4	4	8	.	.	.	2	1
18	Patrick, Tabb	12-0	4	3	7	1.0-4
40	Camden Wise	16-0	3	2	5	1-0	.	.	.
65	Tony Thurston	10-0	1	4	5	1.5-2
51	Mateo Jackson	15-0	3	1	4
14	Jamari Currence	8-0	1	1	2	1.0-8
31	Percy Agyei-Obese	16-2	2	.	2
26	Jack Sroba	15-0	2	.	2
4B	Michael Johnson	8-0	.	1	1	0.5-0
50	Kyle Davis	16-0	.	1	1
45	Antonio Colclough	3-0	.	1	1
2C	Eric Kirlew	13-0	.	1	1
56	Nick Kidwell	16-0	1	.	1
84	Dylan Stapleton	16-16	1	.	1
73	Mac Patrick	16-16	1	.	1
TM	TEAM	6-0	1	.	1
3	Brandon Polk	16-16	1	.	1
Total.....		16	494	471	965	136-558	47-318	17-272	59	40	9-16	15	9	.
Opponents.....		16	699	616	1315	81-268	28-160	6-36	38	19	10-13	15	1	.

2019 Season in Review

Game-by-Game

Opponent	---RUSHING---				--RECEIVING--				-----PASSING-----				--KICK RET--				--PUNT RET--				tot off
	No.	Yds	TD	Lg	No.	Yds	TD	Lg	Cmp-Att-Int	Yds	TD	Lg	No.	Yds	TD	Lg	No.	Yds	TD	Lg	
at West Virginia	48	172	1	22	13	156	0	29	13-20-1	156	0	29	3	69	0	30	3	4	0	2	328
SAINT FRANCIS	55	295	2	30	20	238	3	45	20-25-0	238	3	45	1	47	0	47	3	29	0	22	533
MORGAN STATE	39	209	2	34	25	298	6	50	25-33-0	298	6	50	2	99	1	56	2	1	0	1	507
at Chattanooga	49	268	3	22	19	264	1	48	19-25-0	264	1	48	1	8	0	8	0	0	0	0	532
at Elon	56	336	6	26	13	185	0	42	13-22-0	185	0	42	1	11	0	11	4	35	0	26	521
at Stony Brook	56	329	5	55	13	218	1	54	13-17-1	218	1	54	4	88	0	34	1	-3	0	0	547
VILLANOVA	37	158	1	69	20	216	3	26	20-32-0	216	3	26	4	88	0	37	1	-2	0	0	374
at William and Mary	40	126	3	15	23	250	2	39	23-36-1	250	2	39	1	17	0	17	5	125	0	49	376
TOWSON	43	249	1	37	14	201	2	60	14-25-1	201	2	60	2	45	0	23	3	51	0	28	450
NEW HAMPSHIRE	41	221	5	33	20	316	2	58	20-27-0	316	2	58	4	75	0	27	1	37	0	37	537
RICHMOND	47	235	3	24	12	188	3	80	12-15-0	188	3	80	0	0	0	0	3	43	0	18	423
at Rhode Island	48	394	4	72	8	129	2	39	8-9-0	129	2	39	3	71	0	30	2	90	1	85	523
MONMOUTH	63	332	5	30	23	291	3	49	23-27-0	291	3	49	0	0	0	0	1	8	0	8	623
NORTHERN IOWA	60	189	1	15	19	157	1	27	19-28-1	157	1	27	1	22	0	22	3	12	0	9	346
WEBER STATE	55	212	1	20	19	255	2	37	19-27-0	255	2	37	2	85	0	60	2	3	0	3	467
vs North Dakota State	45	161	0	16	22	204	2	22	22-33-1	204	2	22	3	48	0	19	3	39	0	35	365
Totals	782	3886	43	72	283	3566	33	80	283-401-6	3566	33	80	32	773	1	60	37	472	1	85	7452
Opponent	458	1197	11	93	260	3126	18	72	260-490-17	3126	18	72	81	1538	2	93	12	68	0	21	4323

	-----TACKLES-----			-SACKS-		-FUMBLE-		Pass Blkd			-----Kicks-----XPTS-----					
Opponent	Solo	Ast	Total	TFL-Yds	No-Yds	FF	FR-Yds	Int-Yds	QBH	Brk	Kick	Att-Mad	Run	Rcv	Saf	Pts
at West Virginia	44	16	60	8.0-19	1.0-3	0	0-0	0-0	2	3	0	1-1	0	0	0	13
SAINT FRANCIS	30	30	60	5.0-17	0.0-0	1	0-0	0-0	4	4	0	5-5	0	0	0	44
MORGAN STATE	27	48	75	9.0-23	3.0-11	1	1-0	2-16	3	2	2	9-9	0	0	0	63
at Chattanooga	32	8	40	7.0-9	1.0-1	0	0-0	1-22	4	3	0	4-4	0	0	0	37
at Elon	20	32	52	10.0-46	5.0-40	0	0-0	1-3	5	2	1	6-6	0	0	0	45
at Stony Brook	34	44	78	10.0-33	5.0-27	2	1-0	0-0	0	3	0	6-6	0	0	0	45
VILLANOVA	37	30	67	9.0-32	3.0-15	1	1-0	3-83	3	7	1	5-5	0	0	0	38
at William and Mary	43	28	71	15.0-72	4.0-22	0	0-0	3-4	3	2	0	5-5	0	0	0	38
TOWSON	35	26	61	10.0-70	7.0-61	2	1-0	1-22	2	3	0	3-3	0	0	0	27
NEW HAMPSHIRE	23	48	71	6.0-25	2.0-16	0	0-0	1-30	1	4	1	7-6	0	0	0	54
RICHMOND	28	41	69	10.0-41	2.0-12	2	3-12	1-2	4	4	1	6-6	0	0	0	48
at Rhode Island	38	20	58	11.0-60	5.0-41	2	0-0	3-11	0	5	0	7-7	0	0	0	55
MONMOUTH	24	22	46	8.0-40	3.0-26	2	0-0	1-79	2	5	2	9-9	0	0	0	66
NORTHERN IOWA	23	18	41	9.0-41	5.0-35	2	2-4	0-0	3	6	0	2-2	0	0	0	17
WEBER STATE	27	22	49	4.0-6	0.0-0	0	0-0	0-0	2	5	1	3-3	0	0	0	30
vs North Dakota State	29	38	67	5.0-24	1.0-8	0	0-0	0-0	2	1	0	2-2	0	0	0	20
Totals	494	471	965	136-558	47-318	15	9-16	17-272	40	59	9	79-80	0	0	0	640
Opponent	699	616	1315	81-268	28-160	15	10-13	6-36	19	36	1	29-31	0	0	0	251

Opponent	-----PUNTING-----								--FIELD GOALS--				-----KICKOFFS-----				
	No	Yds	Avg	Long	Blkd	TB	FC	50+	I20	Att-Made	Lg	Blkd	No	Yds	Avg	TB	OB
at West Virginia	5	214	42.8	51	0	0	2	1	1	3-2	31	1	4	243	60.8	0	1
SAINT FRANCIS	3	124	41.3	48	0	0	1	0	0	3-3	23	0	9	513	57.0	0	1
MORGAN STATE	2	77	38.5	41	0	0	2	0	1	1-0	0	0	10	569	56.9	2	0
at Chattanooga	2	81	40.5	47	0	0	1	0	1	3-3	44	0	8	343	42.9	0	0
at Elon	3	155	51.7	60	0	1	0	2	1	2-1	44	0	8	385	48.1	0	0
at Stony Brook	3	108	36.0	41	0	1	0	0	1	1-1	24	0	7	375	53.6	0	0
VILLANOVA	4	155	38.8	44	0	0	4	0	2	1-1	43	0	7	413	59.0	1	0
at William and Mary	6	209	34.8	44	0	0	0	0	4	2-1	32	0	7	368	52.6	0	1
TOWSON	4	126	31.5	41	0	0	4	0	2	2-2	20	0	6	358	59.7	1	0
NEW HAMPSHIRE	1	44	44.0	44	0	0	0	0	0	2-2	40	0	10	594	59.4	0	0
RICHMOND	3	124	41.3	46	0	0	0	0	2	2-2	28	0	9	488	54.2	3	0
at Rhode Island	1	43	43.0	43	0	0	0	0	1	2-2	42	0	10	503	50.3	0	0
MONMOUTH	0	0	0.0	0	0	0	0	0	0	1-1	39	0	11	528	48.0	1	0
NORTHERN IOWA	5	154	30.8	36	0	0	4	0	4	3-1	42	0	4	198	49.5	1	0
WEBER STATE	4	160	40.0	43	0	0	0	0	1	3-3	37	0	6	305	50.8	0	0
vs North Dakota State	3	109	36.3	44	0	0	1	0	0	2-3	27	0	5	249	49.8	0	0
Totals	49	1883	38.4	60	0	2	19	3	21	27-34	44	1	121	6432	53.2	9	3
Opponent	92	3654	39.7	60	3	5	24	14	14	12-20	50	4	57	2955	51.8	10	2

2019 Season in Review

JMU Individual Game Highs

Rushes	33	Percy Agyei-Obese vs Northern Iowa (Dec 13, 2019)
Yards Rushing	150	Jawon Hamilton at Rhode Island (Nov 23, 2019)
TD Rushes	3	Percy Agyei-Obese vs New Hampshire (Nov 09, 2019) Percy Agyei-Obese vs Monmouth (Dec 07, 2019)
Long Rush	72	Jawon Hamilton at Rhode Island (Nov 23, 2019)
Pass attempts	36	Ben DiNucci at William and Mary (Oct 19, 2019)
Pass completions	23	Ben DiNucci at William and Mary (Oct 19, 2019)
Yards Passing	293	Ben DiNucci vs New Hampshire (Nov 09, 2019)
TD Passes	4	Ben DiNucci vs Morgan State (Sep 14, 2019)
Long Pass	80	Ben DiNucci vs Richmond (Nov 16, 2019)
Receptions	10	Riley Stapleton vs North Dakota State (Jan 11, 2020)
Yards Receiving	162	Riley Stapleton vs Weber State (Dec 21, 2019)
TD Receptions	2	Riley Stapleton vs Villanova (Oct 12, 2019) Riley Stapleton vs Richmond (Nov 16, 2019) Riley Stapleton vs Weber State (Dec 21, 2019) Riley Stapleton vs North Dakota State (Jan 11, 2020)
Long Reception	80	Brandon Polk vs Richmond (Nov 16, 2019)
Field Goals	3	Ethan Ratke vs Saint Francis (Sep 07, 2019) Ethan Ratke at Chattanooga (Sep 21, 2019) Ethan Ratke vs Weber State (Dec 21, 2019)
Long Field Goal	44	Ethan Ratke at Chattanooga (Sep 21, 2019) Ethan Ratke at Elon (Sep 28, 2019)
Punts	6	Harry O'Kelly at William and Mary (Oct 19, 2019)
Punting Avg	51.7	Harry O'Kelly at Elon (Sep 28, 2019)
Long Punt	60	Harry O'Kelly at Elon (Sep 28, 2019)
Punts inside 20	4	Harry O'Kelly at William and Mary (Oct 19, 2019) Harry O'Kelly vs Northern Iowa (Dec 13, 2019)
Long Punt Return	85	D'Angelo Amos at Rhode Island (Nov 23, 2019)
Long Kickoff Return	60	Brandon Polk vs Weber State (Dec 21, 2019)
Tackles	15	Dimitri Holloway vs Richmond (Nov 16, 2019)
Sacks	2.5	John Daka vs Towson (Oct 26, 2019)
Tackles For Loss	6.0	Ron'Dell Carter at William and Mary (Oct 19, 2019)
Interceptions	1	17 times

JMU Team Game Highs

Rushes	63	vs Monmouth (Dec 07, 2019)
Yards Rushing	394	at Rhode Island (Nov 23, 2019)
Yards Per Rush	8.2	at Rhode Island (Nov 23, 2019)
TD Rushes	6	at Elon (Sep 28, 2019)
Pass attempts	36	at William and Mary (Oct 19, 2019)
Pass completions	25	vs Morgan State (Sep 14, 2019)
Yards Passing	316	vs New Hampshire (Nov 09, 2019)
Yards Per Pass	14.3	at Rhode Island (Nov 23, 2019)
TD Passes	6	vs Morgan State (Sep 14, 2019)
Total Plays	90	vs Monmouth (Dec 07, 2019)
Total Offense	623	vs Monmouth (Dec 07, 2019)
Yards Per Play	9.2	at Rhode Island (Nov 23, 2019)
Points	66	vs Monmouth (Dec 07, 2019)
Sacks By	7	vs Towson (Oct 26, 2019)
First Downs	36	vs Monmouth (Dec 07, 2019)
Penalties	9	vs Villanova (Oct 12, 2019)
Penalty Yards	85	vs Villanova (Oct 12, 2019)
Turnovers	4	at Stony Brook (Oct 05, 2019)
Interceptions By	3	vs Villanova (Oct 12, 2019) at William and Mary (Oct 19, 2019) at Rhode Island (Nov 23, 2019)
Punts	6	at William and Mary (Oct 19, 2019)
Punting Avg	51.7	at Elon (Sep 28, 2019)
Long Punt	60	at Elon (Sep 28, 2019)
Punts inside 20	4	at William and Mary (Oct 19, 2019) vs Northern Iowa (Dec 13, 2019)
Long Punt Return	85	at Rhode Island (Nov 23, 2019)

Time of Possession

Opponent	Score	Overall	1st Qtr	2nd Qtr	3rd Qtr	4th Qtr
at West Virginia	L 13-20	30:50	6:58	9:01	7:52	6:59
Saint Francis	W 44-7	34:59	9:17	10:24	10:07	5:11
Morgan State	W 63-12	29:48	9:09	4:51	7:42	8:06
at Chattanooga	W 37-14	34:16	7:09	9:24	8:32	9:11
at Elon	W 45-10	34:23	8:42	6:28	9:41	9:32
at Stony Brook	W 45-38	32:33	8:03	6:41	10:21	7:28
Villanova	W 38-24	28:02	7:09	8:31	5:52	6:30
at William and Mary	W 38-10	32:36	5:30	9:15	7:37	10:14
Towson	W 27-10	30:13	5:10	7:47	9:54	7:22
New Hampshire	W 54-16	30:53	5:51	9:27	7:47	7:48
Richmond	W 48-6	29:31	8:09	6:50	6:09	8:23
at Rhode Island	W 55-21	28:10	4:32	6:48	11:16	5:34
Monmouth	W 66-21	42:44	9:37	10:58	10:31	11:38
Northern Iowa	W 17-0	42:09	11:35	8:52	10:27	11:15
Weber State	W 30-14	38:56	11:54	7:30	8:57	10:35
vs North Dakota State	L 20-28	31:43	9:00	7:13	7:12	8:18
James Madison	Total	531:46	127:45	130:00	139:57	134:04
	Avg.	33:14	7:59	8:07	8:44	8:22
Opponents	Total	428:14	112:15	110:00	100:03	105:56
	Avg.	26:45	7:00	6:52	6:15	6:37

2019 Season in Review

Game 1: West Virginia 20, JMU 13

	1	2	3	4	Score
James Madison	7	0	3	3	13
West Virginia	0	3	7	10	20

Aug. 31, 2019 | Milan Puskar Stadium | Morgantown, W.Va. | Attendance: 61,891

SCORING SUMMARY

1st	01:47	JMU	Vanhorse 9 yd run (Ratke kick)	
			7 plays, 80 yards, TOP 4:09	7-0
2nd	12:33	WVU	Staley 38 yd field goal	
			11 plays, 53 yards, TOP 4:09	7-3
3rd	12:32	WVU	Campbell 28 yd pass from Kendall (Staley kick)	
			7 plays, 82 yards, TOP 2:24	7-10
	06:34	JMU	Ratke 29 yd field goal	
			13 plays, 63 yards, TOP 5:58	10-10
4th	10:26	WVU	Staley 43 yd field goal	
			10 plays, 30 yards, TOP 4:35	10-13
	08:43	WVU	Bush 22 yd pass from Kendall (Staley kick)	
			3 plays, 30 yards, TOP 1:25	10-20
	04:33	JMU	Ratke 31 yd field goal	
			10 plays, 51 yards, TOP 4:04	13-20

WVU Uses Quick Scores in Fourth to Push Past JMU in Opener

MORGANTOWN, W.Va. – West Virginia scored 10 points in a span of 1:43 of the fourth to hold off James Madison 20-13 in the 2019 football opener on Saturday afternoon at Milan Puskar Stadium.

WVU moved to 1-0 on the young season in front of a capacity crowd of 61,891, while the Dukes, ranked No. 2 in the STATS FCS Top-25, fell to 0-1.

With the game all square at 10-10, the Mountaineers nailed a 43-yard field goal with 10:26 to play to take a 13-10 lead. On the next play, JMU turned the ball over on an interception, and WVU connected on a 22-yard touchdown pass three plays later to Tevin Bush. JMU added a field goal later in the fourth and forced WVU into a punt with 58 seconds to play, but was unable to muster a game-tying scoring drive to fall by a score.

The Dukes dominated the line of scrimmage, holding the Mountaineers to only 34 rushing yards and 1.4 yards per carry. JMU also produced eight tackles for loss, led by 2.0 apiece from redshirt junior safety Wayne Davis and redshirt senior defensive end Ron'Dell Carter. Redshirt senior linebacker Dimitri Holloway paced the defense with 13 tackles (8 solo), while six others tallied four tackles.

The Dukes held a 328-294 advantage in total offense, though the Mountaineers finished +3 turnover margin, committing no giveaways on the day. The Dukes ran for 172 yards, led by redshirt freshman running back Solomon Vanhorse, who had 12 carries for 55 yards and his first college touchdown.

Redshirt senior quarterback Ben DiNucci had 192 yards of offense, going 13-of-20 for 156 yards, adding 36 more on the ground. Two receivers tied for team-high honors, with four receptions, as redshirt senior Brandon Polk had 66 yards and redshirt sophomore Kyndel Dean had 63, which included a team-long, 29-yard grab.

The Dukes got on the board first, taking a 7-0 lead with 1:47 left in the first on a nine-yard touchdown by Vanhorse, capping a seven-play, 80-yard drive. WVU added a field goal before the half to bring the margin to 7-3.

The Mountaineers opened the third quarter with a quick score on a 28-yard touchdown pass by Austin Kendall to George Campbell to give WVU a 10-7 advantage. A 29-yard field goal by Ratke knotted it up at 10-10 heading to the fourth.

GAME FACTS

- JMU limited West Virginia to only 107 total yards in the first half, including 18 rushing (1.8 per carry).
- Redshirt junior safety D'Angelo Amos recorded the team's lone sack, the first full sack of his career.
- Redshirt junior kicker Ethan Ratke was 2-of-3 on field goals, knocking down a 29 yarder in the third and a 31 yarder in the fourth. He now stands at third place all-time at JMU with 33 career field goals.
- Junior punter Harry O'Kelly averaged 42.8 yards per punt on his five attempts, which is nearly three yards higher than his career average. That included a long of 51.
- JMU finished 5-of-14 on third down, while WVU was just 6-of-18. The Dukes were also 3-of-4 in the red zone, with WVU's stop coming on a blocked field goal.
- Kendall was 27-of-42 passing for 260 yards and two touchdowns, finding Sam James and Kennedy McKoy six times each. Bush led all players with 74 yards receiving, which including the game-clinching touchdown.



Quickie Statistics (Final)

James Madison vs West Virginia (Aug 31, 2019 at Morgantown, W.Va.)

	JMU	WVU
Score	13	20
FIRST DOWNS	18	13
RUSHES-YARDS (NET)	48-172	24-34
PASSING YDS (NET)	156	260
Passes Att-Comp-Int	20-13-1	42-27-0
TOTAL OFFENSE PLAYS-YARDS	68-328	66-294
Fumble Returns-Yards	0-0	0-0
Punt Returns-Yards	3-4	1-4
Kickoff Returns-Yards	3-69	3-54
Interception Returns-Yards	0-0	1-7
Punts (Number-Avg)	5-42.8	8-40.4
Fumbles-Lost	2-2	0-0
Penalties-Yards	2-20	6-35
Possession Time	30:50	29:10
Third-Down Conversions	5 of 14	6 of 18
Fourth-Down Conversions	0 of 0	1 of 1
Red-Zone Scores-Chances	3-4	0-0

James Madison	West Virginia
Rushing	Rushing
No. Gain Loss Net TD Lg Avg	No. Gain Loss Net TD Lg Avg
Solomon Vanhorse 12 56 1 55 1 10 4.6	Pettaway, M. 9 21 1 20 0 5 2.2
Ben DiNucci 14 66 30 36 0 22 2.6	McKoy, Kennedy 11 16 5 11 0 5 1.0
Percy Agyei-Obese 8 29 0 29 0 7 3.6	Sinkfield, Alec 1 3 0 3 0 3 3.0
Jawon Hamilton 8 26 0 26 0 6 3.2	Kendall, Austin 3 3 3 0 0 2 0.0
Passing	Passing
C-A-I Yds TD Long Sack	C-A-I Yds TD Long Sack
Ben DiNucci 13-20-1 156 0 29 4	Kendall, Austin 27-42-0 260 2 41 1
Receiving	Receiving
No. Yards TD Long	No. Yards TD Long
Brandon Polk 4 66 0 21	James, Sam 6 32 0 16
Kyndel Dean 4 63 0 29	McKoy, Kennedy 6 18 0 8
Austin Douglas 2 7 0 7	Simmons, T.J. 5 58 0 20
Devin Ravenel 1 14 0 14	Bush, Tevin 4 74 1 41
Punting	Punting
No. Yds Avg Long In20 TB	No. Yds Avg Long In20 TB
Harry O'Kelly 5 214 42.8 51 1 0	Growden, Josh 8 323 40.4 60 1 2
Punt Returns	Punt Returns
No. Yards TD Long	No. Yards TD Long
D'Angelo Amos 3 4 0 2	Sinkfield, Alec 1 4 0 4
Kick Returns	Kick Returns
No. Yards TD Long	No. Yards TD Long
Brandon Polk 2 52 0 30	James, Sam 3 54 0 22
D'Angelo Amos 1 17 0 17	
Tackles	Tackles
UA-A Total Sacks TFL	UA-A Total Sacks TFL
Dimitri Holloway 8-5 13 0.0 0.0	Chandler, Josh 9-5 14 0.0 0.0
Wayne Davis 4-0 4 0.0 2.0	Mahone, Sean 4-2 6 0.0 0.0
Rashad Robinson 3-1 4 0.0 0.0	Stills, Darius 3-3 6 1.0 1.0
Ron'Dell Carter 3-1 4 0.0 2.0	Tonkery, Dylan 4-1 5 0.0 0.0
Qtr Time Scoring Play	V-H
1st 01:47 JMU - Solomon Vanhorse 9 yd run (Ethan Ratke kick), 7-80 2:38	7 - 0
2nd 12:33 WVU - Staley, Evan 38 yd field goal, 11-53 4:09	7 - 3
3rd 12:32 WVU - Campbell, G. 28 yd pass from Kendall, Austin (Staley, Evan kick), 7-82 2:24	7 - 10
06:34 JMU - Ethan Ratke 29 yd field goal, 13-63 5:58	10 - 10
4th 10:26 WVU - Staley, Evan 43 yd field goal, 10-30 4:35	10 - 13
08:43 WVU - Bush, Tevin 22 yd pass from Kendall, Austin (Staley, Evan kick), 3-30 1:25	10 - 20
04:33 JMU - Ethan Ratke 31 yd field goal, 10-51 4:04	13 - 20

2019 Season in Review

Game 2: JMU 44, Saint Francis 7

	1	2	3	4	Score
Saint Francis	0	0	0	7	7
James Madison	14	13	10	7	44

Sept. 7, 2019 | Bridgeforth Stadium | Harrisonburg, Va. | Attendance: 22,422

SCORING SUMMARY

1st	12:09	JMU	Vanhorse 2 yd run (Ratke kick)	
			8 plays, 75 yards, TOP 2:51	7-0
	02:04	JMU	J. Brown 45 yd pass from DiNucci (Ratke kick)	
			3 plays, 70 yards, TOP 1:04	14-0
2nd	08:17	JMU	Vanhorse 9 yd run (Ratke kick)	
			11 plays, 70 yards, TOP 4:20	21-0
	03:03	JMU	Ratke 22 yd field goal	
			8 plays, 34 yards, TOP 3:36	24-0
	00:09	JMU	Ratke 17 yd field goal	
			9 plays, 47 yards, TOP 1:44	27-0
3rd	10:08	JMU	Ratke 23 yd field goal	
			8 plays, 56 yards, TOP 2:52	30-0
	03:51	JMU	Douglas 19 yd pass from DiNucci (Ratke kick)	
			10 plays, 56 yards, TOP 4:47	37-0
4th	09:14	SFU	Jenkins 10 yd pass from Brown (Thompson kick)	
			13 plays, 77 yards, TOP 5:46	37-7
	06:06	JMU	Cheatham 2 yd pass from Johnson (Ratke kick)	
			7 plays, 36 yards, TOP 2:44	44-7

Dukes Breeze Past Saint Francis, 44-7, for Home-Opening Victory

HARRISONBURG, Va. – No. 2 James Madison football rushed for nearly 300 yards and used a stifling defensive effort to upend Saint Francis 44-7 in Saturday night's home opener at Bridgeforth Stadium/Zane Showker Field.

JMU improved to 1-1 on the season, while the Red Flash's record was evened to 1-1. The Dukes improved to 4-0 all-time against SFU and 7-0 against teams from the Northeast Conference.

The Dukes' defense limited SFU to only 69 yards of offense through the first three quarters, scoring the game's first 37 points to lead wire-to-wire.

Redshirt senior quarterback Ben DiNucci led JMU's passing attack with 221 yards and two touchdowns. The signal caller also added 51 yards on the ground.

Redshirt freshman running back Solomon Vanhorse rushed for a career- and game-high 86 yards and two touchdowns, all in the first half, averaging 6.1 yards on his 14 carries. Two other JMU running backs surpassed 50 on the ground, as redshirt junior Jawon Hamilton and junior Percy Agyei-Obese had 54 and 51 yards, respectively. JMU's fourth back, freshman Austin Douglas ran for 33 yards and scored his first collegiate touchdown on a 19-yard catch.

DiNucci's top target, redshirt senior receiver Brandon Polk, caught six passes for 95 yards, both career highs. That included catches of 28 yards and a season-long 29 yards. Redshirt junior receiver Jake Brown tallied four catches for 52 yards, which included a 45-yard touchdown strike, and senior tight end Dylan Stapleton added three receptions for 39 yards.

Three defenders recorded at least six tackles in the win, paced by redshirt sophomore safety Sam Kidd, who had a career-high seven tackles. Senior safety Adam Smith and junior safety MJ Hampton each had six, as Hampton's tackles total was a career high while also forcing his first fumble. Up front, junior defensive lineman Adeeb Atariwa had 1.5 tackles for loss with a pass breakup, while redshirt senior defensive lineman Ron'Dell Carter and redshirt junior safety Wayne Davis each had 1.0 TFL.

JMU tallied 533 yards of offensive in the win, with 295 on the ground and 238 more through the air, averaging 6.7 yards per play. SFU was held under 100 yards both in passing and rushing, being limited to 175 yards of total offense.

KEY MOMENTS

JMU scored a pair of first-quarter touchdowns on its way to tallying the first 37 points of the game. Saint Francis had a pair of first downs on its opening drive but was held to 10 consecutive three-and-outs, failing to move the chains until the fourth quarter.

ADDITIONAL GAME FACTS

- DiNucci completed 76.2% of his passes, including 80% in the first half. He also surpassed 3,000 career yards at JMU, moving to 3,172 yards.
- Redshirt junior kicker Ethan Ratke was perfect in the kicking game, going 3-for-3 on field goals and 5-for-5 on PATs. Ratke is only four field goals off the JMU all-time record.
- Redshirt junior quarterback Cole Johnson was also 4-for-4 in relief, passing for 17 yards and a touchdown, which he threw to junior tight end Clayton Cheatham in the fourth quarter.
- The Dukes won the time of possession battle by a margin of 34:59 to 25:01.
- JMU scored 37 unanswered points to start the game, before Saint Francis finally scored with 9:14 remaining in the fourth quarter.
- James Madison recorded 29 first downs, with 20 on the ground and nine in the air. SFU moved the chains just nine times.



Quickie Statistics (Final) Saint Francis vs #2 James Madison (Sep 07, 2019 at Harrisonburg, Va.)

	SFU	JMU
Score	7	44
FIRST DOWNS	9	29
RUSHES-YARDS (NET)	29-79	55-295
PASSING YDS (NET)	96	238
Passes Att-Comp-Int	26-11-0	25-20-0
TOTAL OFFENSE PLAYS-YARDS	55-175	80-533
Fumble Returns-Yards	0-0	0-0
Punt Returns-Yards	1-2	3-29
Kickoff Returns-Yards	7-109	1-47
Interception Returns-Yards	0-0	0-0
Punts (Number-Avg)	10-36.3	3-41.3
Fumbles-Lost	2-0	3-1
Penalties-Yards	3-35	5-47
Possession Time	25:01	34:59
Third-Down Conversions	2 of 14	4 of 11
Fourth-Down Conversions	1 of 2	1 of 1
Red-Zone Scores-Chances	1-1	7-7

Saint Francis	No.	Gain	Loss	Net	TD	Lg	Avg
Rushing							
Chris Wells	8	36	0	36	0	15	4.5
Avery Miliner	8	26	8	18	0	15	2.2
Joel Deniley	6	17	5	12	0	8	2.0
Zach Campbell	2	16	4	12	0	16	6.0
Passing							
C-A-I	11	26	0	96	1	22	0
Jason Brown	11	26	0	96	1	22	0
Receiving							
Ra'Shaun Henry	5	60	0	60	0	22	
Terrell Johnson	2	10	0	10	0	6	
EJ Jenkins	1	10	1	9	0	10	
Joel Deniley	1	9	0	9	0	9	
Punting							
No.	Yds	Avg	Long	In20	TB		
Ryan Oliver	10	363	36.3	46	2	0	
Punt Returns							
No.	Yds	TD	Long				
Nick Rinella	1	2	0	2			
Kick Returns							
No.	Yds	TD	Long				
Kai Williams	3	38	0	20			
Zach Campbell	2	22	0	11			
Tackles							
UA-A	Total	Sacks	TFL				
Martin Foray Jr.	8-5	13	0.0	1.0			
Da'Jon Lee	3-10	13	1.0	3.5			
Gio Vonnice Sander	4-5	9	0.5	0.5			
Brian Lee Jr.	3-4	7	0.0	1.0			

James Madison	No.	Gain	Loss	Net	TD	Lg	Avg
Rushing							
Solomon Vanhorse	14	86	0	86	2	30	6.1
Jawon Hamilton	9	54	0	54	0	11	6.0
Percy Agyei-Obese	11	54	3	51	0	11	4.6
Ben DiNucci	7	65	14	51	0	18	7.3
Passing							
C-A-I	16	21	0	221	2	45	2
Ben DiNucci	16	21	0	221	2	45	2
Cole Johnson	4	4	0	17	1	11	0
Receiving							
No.	Yds	TD	Long				
Brandon Polk	6	95	0	29			
Jake Brown	4	52	1	45			
Dylan Stapleton	3	39	0	17			
Kyndel Dean	2	16	0	9			
Punting							
No.	Yds	Avg	Long	In20	TB		
Harry O'Kelly	3	124	41.3	48	0	0	
Punt Returns							
No.	Yds	TD	Long				
D'Angelo Amos	3	29	0	22			
Kick Returns							
No.	Yds	TD	Long				
Jawon Hamilton	1	47	0	47			
Tackles							
UA-A	Total	Sacks	TFL				
Sam Kidd	4-3	7	0.0	0.0			
Adam Smith	5-1	6	0.0	0.0			
MJ Hampton	4-2	6	0.0	0.0			
D'Angelo Amos	2-2	4	0.0	0.0			

Qtr	Time	Scoring Play	V-H
1st	12:09	JMU - Solomon Vanhorse 2 yd run (Ethan Ratke kick), 8-75 2:51	0 - 7
	02:04	JMU - Jake Brown 45 yd pass from Ben DiNucci (Ethan Ratke kick), 3-70 1:04	0 - 14
2nd	08:17	JMU - Solomon Vanhorse 9 yd run (Ethan Ratke kick), 11-70 4:20	0 - 21
	03:03	JMU - Ethan Ratke 22 yd field goal, 8-34 3:36	0 - 24
	00:09	JMU - Ethan Ratke 17 yd field goal, 9-47 1:44	0 - 27
3rd	10:08	JMU - Ethan Ratke 23 yd field goal, 8-56 2:52	0 - 30
	03:51	JMU - Austin Douglas 19 yd pass from Ben DiNucci (Ethan Ratke kick), 10-56 4:47	0 - 37
4th	09:14	SFU - EJ Jenkins 10 yd pass from Jason Brown (Trevor Thompson kick), 13-77 5:46	7 - 37
	06:06	JMU - Clayton Cheatham 2 yd pass from Cole Johnson (Ethan Ratke kick), 7-36 2:44	7 - 44

2019 Season in Review

Game 3: JMU 63, Morgan State 12

	1	2	3	4	Score
Morgan State	0	3	0	9	12
James Madison	7	28	14	14	63

Sept. 14, 2019 | Bridgeforth Stadium | Harrisonburg, Va. | Attendance: 19,777

SCORING SUMMARY

1st	09:22	JMU	Ravenel 9 yd pass from DiNucci (Ratke kick)	
			8 plays, 39 yards, TOP 3:27	7-0
2nd	14:57	JMU	Agyei-Obese 1 yd run (Ratke kick)	
			8 plays, 51 yards, TOP 2:47	14-0
	12:05	JMU	Polk 48 yd pass from DiNucci (Ratke kick)	
			2 plays, 59 yards, TOP 0:35	21-0
	08:00	MSU	O'Shea 39 yd field goal	
			7 plays, 58 yards, TOP 4:01	21-3
	06:16	JMU	Hamilton 50 yd pass from DiNucci (Ratke kick)	
			4 plays, 75 yards, TOP 1:44	28-3
	00:33	JMU	Vanhorse 19 yd pass from DiNucci (Ratke kick)	
			2 plays, 47 yards, TOP 0:22	35-3
3rd	12:51	JMU	Agyei-Obese 5 yd run (Ratke kick)	
			6 plays, 36 yards, TOP 2:09	42-3
	01:00	JMU	Curry Jr. 7 yd pass from Moloney (Ratke kick)	
			11 plays, 75 yards, TOP 3:37	49-3
4th	09:36	MSU	O'Shea 25 yd field goal	
			11 plays, 76 yards, TOP 6:19	49-6
	09:29	JMU	Ravenel 43 yd kickoff return (Ratke kick)	
				56-6
	08:46	MSU	Bailey 72 yd pass from Harris (O'Shea kick blocked)	
			2 plays, 75 yards, TOP 0:43	56-12
	03:00	JMU	Kirlew 9 yd pass from C. Johnson (Ratke kick)	
			13 plays, 74 yards, TOP 5:42	63-12

Seven Players Score in #2 JMU's 63-12 Win Over Morgan State

HARRISONBURG, Va. – Seven different players scored touchdowns to lead second-ranked James Madison to a convincing 63-12 triumph over Morgan State on Saturday night at Bridgeforth Stadium/Zane Showker Field.

JMU improved to 2-1 on the year, while the Bears fell to 0-2.

Senior Ben DiNucci threw for a career-high four touchdown passes, going 18-of-23 for 240 yards in just over two quarters of action. He also ran three times for 35 yards, averaging 11.7 per carry.

Junior Percy Agyei-Obese and sophomore Devin Ravenel each produced their first career two-touchdown games. Agyei-Obese ran for 25 yards and two touchdowns, and Ravenel set new personal bests with three catches for 40 yards and a touchdown, adding a 43-yard kickoff return for a score on a failed onside kick attempt by MSU.

Freshman Latrelle Palmer led the ground attack with 58 rushing yards on eight carries, averaging 7.2 per rush. Redshirt freshman Solomon Vanhorse had 48 rushing yards and caught his first career receiving touchdown on a 19-yard grab.

Six different players caught a touchdown pass in the win, as redshirt senior Brandon Polk pulled in six catches for 67 yards and one score. Joining Ravenel, Vanhorse and Polk with touchdown grabs were redshirt juniors Jawon Hamilton and Eric Kirlew and freshman Kevin Curry Jr., who each nabbed their first career receiving scores.

Defensively, redshirt senior Dimitri Holloway led the way with nine tackles, a half tackle for loss, one forced fumble, and one fumble recovery. Redshirt junior D'Angelo Amos had seven stops, 1.0 TFL and a blocked extra point, and five others had at least five stops.

JMU produced 3.0 sacks and 9.0 tackles for loss, as 12 total players were involved in at least a half tackle for loss. JMU was also +3 in the turnover margin, forcing two interceptions in addition to Holloway's fumble. Senior Adam Smith caught his first pick of the season in the first quarter, and redshirt freshman Que Reid produced his first career interception in the fourth.

KEY MOMENTS

JMU forced a pair of first-quarter turnovers, with a fumble recovery and interception, setting up its first two touchdowns of the game. The Dukes produced four second-quarter touchdowns for their second straight wire-to-wire victory.

ADDITIONAL GAME FACTS

- JMU racked up 507 yards of total offense, with 209 rushing and 298 passing to average 7.0 yards per play.
- The Dukes converted 67% of third-down tries, moving the chains on 10-of-15 attempts. They were also 1-of-1 on fourth down for the second straight week.
- JMU's three quarterbacks combined for six touchdown passes, tying the program record for most touchdown tosses in a single game.
- JMU out-rushed the Bears 209-79, holding MSU to just 2.3 yards per carry.
- The Dukes scored six touchdowns in the red zone, going 6-of-7 inside the 20. JMU's only time not scoring in the red zone came down the stretch, taking a knee to run the clock out.
- Morgan State scored just six points on three red-zone trips.
- JMU's offensive line did not allow one sack on the night.



Quickie Statistics (Final) Morgan State vs #2 James Madison (Sep 14, 2019 at Harrisonburg, Va.)

											MSU	JMU
Score											12	63
FIRST DOWNS											12	27
RUSHES-YARDS (NET)											35-79	39-209
PASSING YDS (NET)											258	298
Passes Att-Comp-Int											23-12-2	33-25-0
TOTAL OFFENSE PLAYS-YARDS											58-337	72-507
Fumble Returns-Yards											0-0	0-0
Punt Returns-Yards											0-0	2-1
Kickoff Returns-Yards											7-109	2-99
Interception Returns-Yards											0-0	2-16
Punts (Number-Avg)											4-38.5	2-38.5
Fumbles-Lost											2-1	0-0
Penalties-Yards											11-82	4-40
Possession Time											30:12	29:48
Third-Down Conversions											2 of 13	10 of 15
Fourth-Down Conversions											1 of 3	1 of 1
Red-Zone Scores-Chances											2-3	6-7

Morgan State											James Madison	
Rushing											No.	Yds
JOHNSON, Jabriel											8	58
HARRIS, DeAndre											7	48
GOLATT JR., DJ											3	39
PARKER, E'Munn											8	27
Passing											C-A-I	Yds
HARRIS, DeAndre											18-23-0	240
GOLATT JR., DJ											1-2-1	51
Receiving											No.	Yards
BAILEY, Manasseh											6	67
GRAVETTE, Xavier											3	40
JOHNSON, Jabriel											3	34
WHITE, Deontaye											3	33
Punting											No.	Yds
O'SHEA, Nicholas											2	77
Punt Returns											No.	Yards
D'Angelo Amos											2	1
Kick Returns											No.	Yards
HOWELL, Andrew											4	64
COFIELD, Jordan											3	45
Tackles											UA-A	Total
GATLING, Simeon											4-3	7
MCBOROUGH, Ia											2-5	7
Receiving											No.	Yards
BAILEY, Manasseh											6	67
GRAVETTE, Xavier											3	40
JOHNSON, Jabriel											3	34
WHITE, Deontaye											3	33
Punting											No.	Yds
O'SHEA, Nicholas											2	77
Punt Returns											No.	Yards
D'Angelo Amos											2	1
Kick Returns											No.	Yards
HOWELL, Andrew											4	64
COFIELD, Jordan											3	45
Tackles											UA-A	Total
GATLING, Simeon											4-3	7
MCBOROUGH, Ia											2-5	7

Qtr	Time	Scoring Play	V-H
1st	09:22	JMU - Devin Ravenel 9 yd pass from Ben DiNucci (Ethan Ratke kick), 8-39 3:27	0 - 7
2nd	14:57	JMU - Percy Agyei-Obese 1 yd run (Ethan Ratke kick), 8-51 2:47	0 - 14
	12:05	JMU - Brandon Polk 48 yd pass from Ben DiNucci (Ethan Ratke kick), 2-59 0:35	0 - 21
	08:00	MSU - O'SHEA, Nicholas 39 yd field goal, 7-58 4:01	3 - 21
	06:16	JMU - Jawon Hamilton 50 yd pass from Ben DiNucci (Ethan Ratke kick), 4-75 1:44	3 - 28
	00:33	JMU - Solomon Vanhorse 19 yd pass from Ben DiNucci (Ethan Ratke kick), 2-47 0:22	3 - 35
3rd	12:51	JMU - Percy Agyei-Obese 5 yd run (Ethan Ratke kick), 6-36 2:09	3 - 42
	01:00	JMU - Kevin Curry Jr. 7 yd pass from Gage Moloney (Ethan Ratke kick), 11-75 3:37	3 - 49
4th	09:36	MSU - O'SHEA, Nicholas 25 yd field goal, 11-76 6:19	6 - 49
	09:29	JMU - Devin Ravenel 43 yd kickoff return (Ethan Ratke kick)	6 - 56
	08:46	MSU - BAILEY, Manasseh 72 yd pass from HARRIS, DeAndre (O'SHEA, Nicholas kick blocked), 2-75 0:43	12 - 56
	03:00	JMU - Eric Kirlew 9 yd pass from Cole Johnson (Ethan Ratke kick), 13-74 5:42	12 - 63

2019 Season in Review

Game 4: JMU 37, Chattanooga 14

	1	2	3	4	Score
James Madison	14	6	10	7	37
Chattanooga	14	0	0	0	14

Sept. 21, 2019 | Finley Stadium | Chattanooga, Tenn. | Attendance: 8,795

SCORING SUMMARY

1st	08:56	JMU	Agyei-Obese 9 yd run (Ratke kick)	
			11 plays, 68 yards, TOP 5:08	7-0
	05:33	JMU	Hamilton 13 yd run (Ratke kick)	
			5 plays, 59 yards, TOP 1:24	14-0
	00:59	UTC	James 19 yd pass from Tiano (Ulmo kick)	
			10 plays, 75 yards, TOP 4:40	14-7
	00:37	UTC	Tiano 2 yd run (Ulmo kick)	
			2 plays, 33 yards, TOP 0:16	14-14
2nd	11:26	JMU	Ratke 44 yd field goal	
			11 plays, 46 yards, TOP 4:11	17-14
	00:26	JMU	Ratke 42 yd field goal	
			9 plays, 51 yards, TOP 4:08	20-14
3rd	10:01	JMU	Ratke 29 yd field goal	
			12 plays, 63 yards, TOP 4:59	23-14
	03:38	JMU	Polk 48 yd pass from DiNucci (Ratke kick)	
			6 plays, 74 yards, TOP 2:16	30-14
4th	13:18	JMU	Agyei-Obese 1 yd run (Ratke kick)	
			8 plays, 86 yards, TOP 2:59	37-14

Second-Half Surge Propels #2 JMU Past Chattanooga, 37-14

CHATTANOOGA, Tenn. – Ben DiNucci accumulated more than 300 yards of offense and Percy Agyei-Obese turned in a career day on the ground with over 100 yards and two scores to lead second-ranked James Madison to a 37-14 win at Chattanooga on Saturday evening at Finley Stadium.

The Dukes closed non-conference play with a 3-1 record, while the Mocs fell for the third straight outing, dropping to 1-3.

DiNucci threw 19-of-25 for 264 yards and a touchdown while rushing for 49 more to pace the offense with 313 yards of offense. Agyei-Obese had 19 carries for a career-high 114 yards (6.0 avg.) and a pair of touchdowns, marking his second career game over 100 yards.

Six receivers had multiple receptions, led by Brandon Polk, who hauled in four receptions for a game-high 84 yards and a touchdown, which came on a 48-yard strike in the third. Riley Stapleton had a team-best five catches for 73 yards, and his brother, Dylan Stapleton, added three receptions for 36 yards.

In the kicking game, Ethan Ratke was a perfect 3-for-3, with a long of 44, to tie the JMU all-time record with 39 career field goals. He sits atop the field-goals mark with John Coursey, who made 39 between 1993-96.

JMU held Chattanooga without a point after the opening stanza, limiting the Mocs to 245 total yards. The rush defense excelled once again, holding UTC to 84 rushing yards and 2.9 per carry. Dimitri Holloway turned in a team-high seven tackles (all solo), while Ron'Dell Carter added five tackles, a season-best 2.5 tackles for loss and a sack. Mike Greene also had 2.0 tackles for loss, and D'Angelo Amos recorded his first career interception in the second half.

KEY MOMENTS

JMU led 14-0 early on rushing touchdowns by Agyei-Obese and Jawon Hamilton, but the Mocs tied it up, scoring two touchdowns in a span of 22 seconds to knot it at 14-14 after the first. Ratke's first two field goals gave JMU 20-14 halftime lead.

Leading 23-14 in the third, Chattanooga was threatening in the red zone before Amos picked off Nick Tiano's pass inside the five to preserve the nine-point lead. Six plays later, DiNucci connected on a hitch pattern to Polk, who turned and ran for a 48-yard score to extend the lead to 30-14.

ADDITIONAL GAME FACTS

- JMU more than doubled up Chattanooga in the total-offense department, gaining 532 yards, to the hosts 245. That included holding the Mocs to just 133 yards over the final three quarters.
- JMU tallied 7.0 tackles for loss, while Chattanooga only had two stops behind the line of scrimmage.
- The Dukes finished 8-of-13 on third down, holding UTC to a 4-of-13 mark.
- JMU cashed in on all four red-zone trips, while the Mocs were 2-of-3.
- Tiano led Chattanooga with 161 passing yards with a touchdown and interception, and no Mocs running back gained more than 27 rushing yards.



Quickie Statistics (Final) #2 James Madison vs Chattanooga (Sep 21, 2019 at Chattanooga, Tenn.)

		JMU	UTC
Score		37	14
FIRST DOWNS		30	13
RUSHES-YARDS (NET)		49-268	29-84
PASSING YDS (NET)		264	161
Passes Att-Comp-Int		25-19-0	26-12-1
TOTAL OFFENSE PLAYS-YARDS		74-532	55-245
Fumble Returns-Yards		0-0	0-0
Punt Returns-Yards		0-0	0-0
Kickoff Returns-Yards		1-8	1-19
Interception Returns-Yards		1-22	0-0
Punts (Number-Avg)		2-40.5	7-43.9
Fumbles-Lost		1-1	0-0
Penalties-Yards		6-55	3-20
Possession Time		34:16	25:44
Third-Down Conversions		8 of 13	4 of 13
Fourth-Down Conversions		0 of 0	1 of 1
Red-Zone Scores-Chances		4-4	2-3

James Madison		Chattanooga	
Rushing	No. Gain Loss Net TD Lg Avg	Rushing	No. Gain Loss Net TD Lg Avg
Percy Agyei-Obese	19 114 0 114 2 22 6.0	Ailynn Ford	10 32 5 27 0 24 2.7
Ben DiNucci	5 57 8 49 0 18 9.8	E IbitokunHanks	9 31 4 27 0 15 3.0
Jawon Hamilton	11 51 3 48 1 15 4.4	Nick Tiano	7 26 1 25 1 7 3.6
Solomon Vanhorne	10 35 0 35 0 8 3.5	Jeffrey Wood II	2 5 1 4 0 5 2.0

Passing		C-A-I		Yds	TD	Long	Sack
Ben DiNucci		19-25-0	264	1	48	1	
Receiving		C-A-I		Yds	TD	Long	Sack
Riley Stapleton		5	73	0	24		
Brandon Polk		4	84	1	48		
Dylan Stapleton		3	36	0	23		
Kyndel Dean		2	24	0	16		

Punting		C-A-I		Yds	TD	Long	Sack
Harry O'Kelly		2	81	40.5	47	1	0
Punt Returns		C-A-I		Yds	TD	Long	Sack
Austin Douglas		1	8	0	8		

Tackles		UA-A		Total	Sacks	TFL
Dimitri Holloway		7-0	7	0.0	0.0	
Ron'Dell Carter		3-2	5	1.0	2.5	
Wayne Davis		3-1	4	0.0	0.0	
John Daka		2-2	4	0.0	1.5	

Qtr		Time	Scoring Play	V-H
1st	08:56	JMU	Percy Agyei-Obese 9 yd run (Ethan Ratke kick), 11-68 5:08	7 - 0
	05:33	JMU	Jawon Hamilton 13 yd run (Ethan Ratke kick), 5-59 1:24	14 - 0
	00:59	UTC	Chris James 19 yd pass from Nick Tiano (Victor Ulmo kick), 10-75 4:40	14 - 7
	00:37	JMU	Nick Tiano 2 yd run (Victor Ulmo kick), 2-33 0:16	14 - 14
	11:26	JMU	Ethan Ratke 44 yd field goal, 11-46 4:11	17 - 14
	00:26	JMU	Ethan Ratke 42 yd field goal, 9-51 4:08	20 - 14
2nd	10:01	JMU	Ethan Ratke 29 yd field goal, 12-63 4:59	23 - 14
	03:38	JMU	Brandon Polk 48 yd pass from Ben DiNucci (Ethan Ratke kick), 6-74 2:16	30 - 14
4th	13:18	JMU	Percy Agyei-Obese 1 yd run (Ethan Ratke kick), 8-86 2:59	37 - 14

2019 Season in Review

Game 5: JMU 45, Elon 10

	1	2	3	4	Score
James Madison	14	7	17	7	45
Elon	7	0	0	3	10

Sept. 28, 2019 | Rhodes Stadium | Elon, N.C. | Attendance: 11,926

SCORING SUMMARY

1st	14:08	ELON	Jones 66 yd pass from Cheek (Davis kick)	
			2 plays, 75 yards, TOP 0:52	0-7
	11:40	JMU	Vanhorse 6 yd run (Ratke kick)	
			6 plays, 65 yards, TOP 2:28	7-7
	02:39	JMU	DiNucci 5 yd run (Ratke kick)	
			14 plays, 89 yards, TOP 5:56	14-7
2nd	13:22	JMU	Vanhorse 0 yd fumble recovery (Ratke kick)	
			5 plays, 64 yards, TOP 1:56	21-7
3rd	12:19	JMU	Ratke 44 yd field goal	
			9 plays, 38 yards, TOP 2:41	24-7
	03:54	JMU	Hamilton 14 yd run (Ratke kick)	
			11 plays, 54 yards, TOP 5:31	31-7
	01:50	JMU	Palmer 3 yd run (Ratke kick)	
			4 plays, 15 yards, TOP 1:29	38-7
4th	12:16	ELON	Davis 50 yd field goal	
			11 plays, 42 yards, TOP 4:34	38-10
	08:47	JMU	Palmer 2 yd run (Ratke kick)	
			4 plays, 37 yards, TOP 1:21	45-10

Strong Rushing Attack Leads Way to #2 JMU's 45-10 Win at #24 Elon

ELON, N.C. – Behind a dominant rushing attack which saw James Madison gain 336 yards on the ground, the second-ranked Dukes bulldozed their way to a 45-10 victory at #24 Elon on Saturday afternoon at Rhodes Stadium.

The Dukes improved to 4-1 on the year and 1-0 in Colonial Athletic Association play, while the Phoenix fell to 2-3 and 1-1. JMU also remained unbeaten at Rhodes Stadium, moving to 3-0 all-time at Elon.

JMU had four rushers with at least 50 yards, led by Jawon Hamilton, who ran for a season-best 81 yards and a touchdown. Latrelle Palmer had the best outing of his young career, running eight times for 78 yards (9.8 avg.) and two touchdowns. Solomon Vanhorse tallied 63 rushing yards and two touchdowns, while Percy Agyei-Obese added 59 yards. Additionally, of JMU's 56 rushes, none were for negative gain, as it averaged 6.0 yards per rush as a team.

Ben DiNucci was 13-of-21 for 185 passing yards while rushing for 26 yards and a score. He also moved into JMU's career top 10 for passing yards, as he now stands at 3,341. DiNucci had balance through the air, as three receivers had three receptions. Jake Brown had a team-high 53 yards, which included a 42-yard catch. Devin Ravenel had 40 receiving yards, and Riley Stapleton contributed 44 receiving yards.

After a touchdown on Elon's opening drive, JMU's defense shut down the Phoenix, allowing just 152 more yards over their final 11 drives. JMU had a +303 advantage on the ground, limiting Elon to only 33 yards and 1.4 per carry. The Dukes had 10 tackles for loss and five sacks, led by John Daka, who tied his career high with a pair of sacks. Ron Dell Carter and Mike Greene also had a solo sack. JMU's five sacks resulted in a loss of 40 yards for Elon.

After missing all of last season to an injury, Rashad Robinson stepped in front of a Davis Cheek pass to record his first interception in 659 days, as he moved into a tie for seventh all-time with 11 career picks. JMU also recorded its third block of the season, as MJ Hampton blocked a punt in the second half.

KEY MOMENTS

Elon led 7-0 after a 66-yard touchdown pass on the opening drive, but the Dukes answered less than 2:30 later with the equalizer, sparking a 38-point run through the end of the third quarter. Leading 31-7 in the third, Hampton blocked a punt, setting up a JMU touchdown four plays later to make it 38-7. In the fourth, Robinson's interception set up JMU's final scoring drive to make it a five-touchdown win.

A NEW KICKING KING AT JMU

Ethan Ratke now stands alone atop the field goal charts at JMU, as he kicked home a 44-yard field goal with 12:19 to play in the third quarter. It was his 40th career field goal, passing former leader John Coursey, who made 39 from 1993-96.

The 44-yard field goal matched his season long from last week at Chattanooga and was tied for the second-longest field goal in his career.

ADDITIONAL GAME FACTS

- JMU out-gained Elon 521 to 227, which included 336 to 33 on the ground.
- The Dukes averaged 6.7 yards per play, as opposed to Elon's 4.1.
- The Dukes did not have one negative play from scrimmage, while forcing 10.0 TFLs and 5.0 sacks.
- JMU converted 8-of-13 on third down, and Elon was only successful on 3-of-14 tries.
- The Dukes dominated the time of possession by a margin of 34:23 to 25:37.
- JMU more than doubled up Elon on first downs, 28-13.
- Harry O'Kelly averaged a career-best 51.7 yards per punt, which was his best average with at least three punts in a game.
- JMU's average starting field position in the second half was its own 48, which was 22 yards better than Elon's starting field position in the third and fourth.
- Elon was paced by Cheek, who passed for 189 yards and a touchdown with an interception. He completed just 44% of his passes, going 14-of-32. Robinson's interception was Cheek's first pick in 241 pass attempts.
- Avery Jones had game highs of six catches for 93 yards, which included Elon's opening-possession score.



Quickie Statistics (Final) #2 James Madison vs #24 Elon (Sep 28, 2019 at Elon, N.C.)

										JMU		ELON						
Score										45	10							
FIRST DOWNS										28	13							
RUSHES-YARDS (NET)										56-336	23-33							
PASSING YDS (NET)										185	194							
Passes Att-Comp-Int										22-13-0	33-15-1							
TOTAL OFFENSE PLAYS-YARDS										78-521	56-227							
Fumble Returns-Yards										0-0	0-0							
Punt Returns-Yards										4-35	0-0							
Kickoff Returns-Yards										1-11	3-66							
Interception Returns-Yards										1-3	0-0							
Punts (Number-Avg)										3-51.7	7-34.9							
Fumbles-Lost										3-0	1-0							
Penalties-Yards										7-64	3-35							
Possession Time										34:23	25:37							
Third-Down Conversions										8 of 13	3 of 14							
Fourth-Down Conversions										0 of 0	1 of 2							
Red-Zone Scores-Chances										6-6	1-1							
James Madison										Elon								
Rushing		No.	Gain	Loss	Net	TD	Lg	Avg		Rushing		No.	Gain	Loss	Net	TD	Lg	Avg
Jawon Hamilton		13	81	0	81	1	16	6.2		B. Cyphers		3	40	2	38	0	26	12.7
Latrelle Palmer		8	78	0	78	2	25	9.8		J. Baughman		4	13	1	12	0	8	3.0
Solomon Vanhorse		11	63	0	63	2	14	5.7		J. Thomas		6	13	2	11	0	8	1.8
Percy Agyei-Obese		12	59	0	59	0	26	4.9		D. McNair		4	4	0	4	0	2	1.0
Passing		C-A-I	Yds	TD	Long	Sack				Passing		C-A-I	Yds	TD	Long	Sack		
Ben DiNucci		13-21-0	185	0	42	0				D. Cheek		14-32-1	189	1	66	5		
Cole Johnson		0-1-0	0	0	0	0				J. Baughman		1-1-0	5	0	5	0		
Receiving		No.	Yards	TD	Long					Receiving		No.	Yards	TD	Long			
Jake Brown		3	53	0	42					A. Jones		6	93	1	66			
Devin Ravenel		3	40	0	30					B. Daughtry		2	43	0	30			
Riley Stapleton		3	33	0	12					M. Foster		2	15	0	10			
Jawon Hamilton		2	11	0	8					K. Weeks		2	14	0	8			
Punting		No.	Yds	Avg	Long	In20	TB			Punting		No.	Yds	Avg	Long	In20	TB	
Harry O'Kelly		3	155	51.7	60	1	1			H. Stephenson		6	244	40.7	57	4	0	
										Team		1	0	0.0	0	0	0	
Punt Returns		No.	Yards	TD	Long					Punt Returns		No.	Yards	TD	Long			
D'Angelo Amos		3	27	0	26													
MJ Hampton		1	4	0	0													
Kick Returns		No.	Yards	TD	Long					Kick Returns		No.	Yards	TD	Long			
D'Angelo Amos		1	11	0	11					S. Wingard		3	66	0	30			
Tackles		UA-A	Total	Sacks	TFL					Tackles		UA-A	Total	Sacks	TFL			
Adam Smith		3-4	7	0.0	0.0					T. Jones		11-5	16	0.0	0.0			
Dimitri Holloway		0-7	7	0.5	1.0					C. Coleman		8-4	12	0.0	0.0			
Adeeb Atariwa		0-5	5	0.0	1.0					J. Malone		3-4	7	0.0	0.0			
Wesley McCormick		3-0	3	0.0	1.0					M. Hillman		2-5	7	0.0	0.0			
Qtr Time Scoring Play												V-H						
1st 14:08 ELON - A. Jones 66 yd pass from D. Cheek (S. Davis kick), 2-75 0:52												0 - 7						
11:40 JMU - Solomon Vanhorse 6 yd run (Ethan Ratke kick), 6-65 2:28												7 - 7						
02:39 JMU - Ben DiNucci 5 yd run (Ethan Ratke kick), 14-89 5:56												14 - 7						
2nd 13:22 JMU - Solomon Vanhorse 0 yd fumble recovery (Ethan Ratke kick), 5-64 1:56												21 - 7						
3rd 12:19 JMU - Ethan Ratke 44 yd field goal, 9-38 2:41												24 - 7						
03:54 JMU - Jawon Hamilton 14 yd run (Ethan Ratke kick), 11-54 5:31												31 - 7						
01:50 JMU - Latrelle Palmer 3 yd run (Ethan Ratke kick), 4-15 1:29												38 - 7						
4th 12:16 ELON - S. Davis 50 yd field goal, 11-42 4:34												38 - 10						
08:47 JMU - Latrelle Palmer 2 yd run (Ethan Ratke kick), 4-37 1:21												45 - 10						

2019 Season in Review

Game 6: JMU 45, Stony Brook 38 (OT)

	1	2	3	4	OT	Score
James Madison	14	14	3	7	7	45
Stony Brook	14	7	7	10	0	38

Oct. 5, 2019 | LaValle Stadium | Stony Brook, N.Y. | Attendance: 12,812

SCORING SUMMARY

1st	13:42	JMU	DiNucci 20 yd run (Ratke kick)	
			3 plays, 32 yards, TOP 1:04	7-0
	09:23	SBU	Lawton 6 yd run (Courtney kick)	
			12 plays, 75 yards, TOP 0:14	7-7
	06:01	JMU	Hamilton 55 yd run (Ratke kick)	
			7 plays, 75 yards, TOP 3:22	14-7
	02:15	SBU	Lawton 4 yd run (Courtney kick)	
			2 plays, 45 yards, TOP 0:28	14-14
2nd	13:15	JMU	Agyei-Obese 2 yd run (Ratke kick)	
			10 plays, 75 yards, TOP 4:00	21-14
	09:19	SBU	Constant 19 yd pass from Fields (Courtney kick)	
			2 plays, 18 yards, TOP 0:41	21-21
	01:11	JMU	Polk 12 yd pass from DiNucci (Ratke kick)	
			6 plays, 79 yards, TOP 2:39	28-21
3rd	11:10	JMU	Ratke 24 yd field goal	
			8 plays, 51 yards, TOP 3:42	31-21
	05:48	SBU	Anderson 26 yd pass from Fields (Courtney kick)	
			5 plays, 69 yards, TOP 1:22	31-28
4th	14:55	JMU	Agyei-Obese 24 yd run (Ratke kick)	
			3 plays, 31 yards, TOP 1:21	38-28
	07:20	SBU	Lawton 1 yd run (Courtney kick)	
			8 plays, 97 yards, TOP 3:47	38-35
	00:05	SBU	Courtney 47 yd field goal	
			11 plays, 51 yards, TOP 1:44	38-38
OT	00:00	JMU	Hamilton 3 yd run (Ratke kick)	
			3 plays, 25 yards, TOP 0:00	45-38

#2 Dukes Win Overtime Slugfest, 45-38, at #24 Stony Brook

STONY BROOK, N.Y. – Jawon Hamilton rushed for a career-high 105 yards and two touchdowns, and second-ranked James Madison held off #24 Stony Brook 45-38 in an overtime thriller on Saturday night at LaValle Stadium.

The Dukes improved to 5-1 on the year and 2-0 in Colonial Athletic Association play, while the Seawolves fell to 4-2 and 1-1 in league play. It was JMU's first overtime game since 2014 when Delaware upended JMU 30-23 on Sept. 27, 2014. It also snapped Stony Brook's 12-game home win streak.

Hamilton turned in his first career 100-yard game and first two-touchdown game on just 13 carries, averaging 8.1 per carry. With the game tied at 38-38 in overtime, Hamilton capped off the drive with a three-yard touchdown to put the Dukes ahead.

On the ensuing drive, Stony Brook had a look at the end zone on fourth down, but the pass was dropped to allow JMU to improve to 2-0 all-time at LaValle Stadium.

Percy Agyei-Obese also ran for 96 yards and tied his career high with a pair of touchdowns, and Solomon Vanhorne added 48 rushing yards. Ben DiNucci accumulated 298 yards of offense, going 13-of-17 for 218 yards with a touchdown and interception through the air while adding 80 rushing yards and a score.

His top target, Brandon Polk turned in his first career 100-yard receiving game, making 4 catches for 105 yards and a touchdown, which included a career-long 54-yard catch. Riley Stapleton also had three catches for 30 yards, including a 20-yard catch in overtime.

JMU forced Stony Brook into 10 tackles for loss, including five sacks, most of which came late in the game. John Daka had seven tackles, including 2.5 tackles for loss and 1.5 sacks. Mike Greene had 2.0 TFLs and a sack, while Landan Word and Wayne Davis each joined him with a solo sack. Dimitri Holloway led the Dukes with 10 tackles and 1.5 for loss, while Ron Dell Carter had nine stops and eight Dukes tallied at least five tackles.

KEY MOMENTS

In a game pitting the CAA's top-two defenses, it was an offensive show in the first half, with a total of seven touchdowns scored, giving JMU a 28-21 halftime lead. Ethan Ratke's 24-yard field goal early in the third gave JMU the first two-possession lead, at 31-21, but Stony Brook converted on fourth-down touchdown pass to make it a 31-28 game late in the quarter.

JMU made it a 38-28 game on the first play of the fourth on an Agyei-Obese touchdown carry. After a turnover, Stony Brook drove 97 yards to pull within three, at 38-35, with 7:20 to play.

Stony Brook would get the ball back with 1:44 on the clock and no timeouts. The Seawolves used 11-plays to travel 51-yards in 1:39 to kick a 47-yard field goal to tie the game and send it to overtime.

In the first overtime period, the Dukes had a 20-yard pass to Stapleton and scored on a three-yard touchdown run from Hamilton. The Dukes' defense held strong during Stony Brook's possession to defeat the Seawolves.

ADDITIONAL GAME FACTS

- The Dukes collected 547 yards of total offense on Saturday, including 218 through the air and 329 on the ground.
- James Madison was 11-16 on third downs, while holding the Stony Brook offense to 5-14.
- JMU turned the ball over four times, losing three fumbles, while the Seawolves only had one turnover on a lost fumble. Of JMU's four turnovers, two occurred in the red zone.
- The Dukes produced five sacks, compared to SBU's two.
- Tyquell Fields led SBU with 318 passing yards and two touchdowns, while Ty Son Lawton rushed for 108 yards and three scores.
- Nick Anderson led all players with seven catches for 154 yards and a score.



Quickie Statistics (Final) #2 James Madison vs #24 Stony Brook (Oct 05, 2019 at Stony Brook, N.Y.)

JMU										SBU									
Score										45 38									
FIRST DOWNS										26 20									
RUSHES-YARDS (NET)										56-329 42-118									
PASSING YDS (NET)										218 318									
Passes Att-Comp-Int										17-13-1 30-15-0									
TOTAL OFFENSE PLAYS-YARDS										73-547 72-436									
Fumble Returns-Yards										0-0 1-13									
Punt Returns-Yards										1-3 0-0									
Kickoff Returns-Yards										4-88 6-110									
Interception Returns-Yards										0-0 1-0									
Punts (Number-Avg)										3-36.0 5-34.8									
Fumbles-Lost										5-3 2-1									
Penalties-Yards										2-30 4-30									
Possession Time										32:33 27:27									
Third-Down Conversions										11 of 16 5 of 14									
Fourth-Down Conversions										0 of 0 2 of 3									
Red-Zone Scores-Chances										4-5 4-5									
James Madison										Stony Brook									
Rushing										Rushing									
No. Gain Loss Net TD Lg Avg										No. Gain Loss Net TD Lg Avg									
Jawon Hamilton										Ty Son Lawton									
13 108 3 105 2 55 8.1										27 112 4 108 3 23 4.0									
Percy Agyei-Obese										Seba Nekhet									
13 99 3 96 2 24 7.4										6 19 1 18 0 5 3.0									
Ben DiNucci										Isaiah White									
16 95 15 80 1 20 5.0										1 0 0 0 0 0.0									
Solomon Vanhorne										Tyquell Fields									
14 53 5 48 0 15 3.4										8 11 25 -14 0 6 -1.8									
Passing										Passing									
C-A-I Yds TD Long Sack										C-A-I Yds TD Long Sack									
Ben DiNucci										Tyquell Fields									
13-17-1 218 1 54 2										15-30-0 318 2 41 5									
Receiving										Receiving									
No. Yards TD Long										No. Yards TD Long									
Brandon Polk										Nick Anderson									
4 105 1 54										7 154 1 41									
Riley Stapleton										Jean Constant									
3 30 0 20										4 87 1 33									
Kyndel Dean										Delante Hellams									
2 13 0 7										2 42 0 40									
Dylan Stapleton										Peter McKenzie									
1 44 0 37										1 21 0 21									
Punting										Punting									
No. Yds Avg Long In20 TB										No. Yds Avg Long In20 TB									
Harry O'Kelly										Mitchell Wright									
3 108 36.0 41 1 1										5 174 34.8 42 1 0									
Punt Returns										Punt Returns									
No. Yards TD Long										No. Yards TD Long									
D'Angelo Amos																			
1 -3 0 0																			
Kick Returns										Kick Returns									
No. Yards TD Long										No. Yards TD Long									
Jawon Hamilton										Jean Constant									
2 66 0 34										6 110 0 33									
D'Angelo Amos																			
1 18 0 18																			
Tackles										Tackles									
UA-A Total Sacks TFL										UA-A Total Sacks TFL									
Dimitri Holloway										R. Dimanche									
2-8 10 0.0 1.5										4-8 12 1.0 1.5									
Mike Greene										Augie Contressa									
3-6 9 1.0 2.0										6-5 11 0.0 0.0									
Qtr Time Scoring Play										V-H									
1st 13:42 JMU - Ben DiNucci 20 yd run (Ethan Ratke kick), 3-32 1:04										7 - 0									
09:23 SBU - Ty Son Lawton 6 yd run (Nick Courtney kick), 12-75 4:14										7 - 7									
06:01 JMU - Jawon Hamilton 55 yd run (Ethan Ratke kick), 7-75 3:22										14 - 7									
02:15 SBU - Ty Son Lawton 4 yd run (Nick Courtney kick), 2-45 0:28										14 - 14									
2nd 13:15 JMU - Percy Agyei-Obese 2 yd run (Ethan Ratke kick), 10-75 4:00										21 - 14									
09:19 SBU - Jean Constant 19 yd pass from Tyquell Fields (Nick Courtney kick), 2:18 0:41										21 - 21									
01:11 JMU - Brandon Polk 12 yd pass from Ben DiNucci (Ethan Ratke kick), 6-79 2:39										28 - 21									
3rd 11:10 JMU - Ethan Ratke 24 yd field goal, 8-51 3:42										31 - 21									
05:48 SBU - Nick Anderson 26 yd pass from Tyquell Fields (Nick Courtney kick), 5-69 1:22										31 - 28									
4th 14:55 JMU - Percy Agyei-Obese 24 yd run (Ethan Ratke kick), 3-31 1:21										38 - 28									
07:20 SBU - Ty Son Lawton 1 yd run (Nick Courtney kick), 8-97 3:47										38 - 35									
00:05 SBU - Nick Courtney 47 yd field goal, 11-51 1:44										38 - 38									
OT 15:00 JMU - Jawon Hamilton 3 yd run (Ethan Ratke kick), 3-0 0:05										45 - 38									

2019 Season in Review

Game 7: JMU 38, Villanova 24

	1	2	3	4	Score
Villanova	0	10	14	0	24
James Madison	7	10	0	21	38

Oct. 12, 2019 | Bridgeforth Stadium | Harrisonburg, Va. | Attendance: 25,076

SCORING SUMMARY

1st	10:39	JMU	R. Stapleton 2 yd pass from DiNucci (Ratke kick)	
			9 plays, 53 yards, TOP 4:21	7-0
2nd	14:24	VU	Hodge 43 yd pass from Smith (Kresge kick)	
			8 plays, 90 yards, TOP 4:56	7-7
	09:19	JMU	R. Stapleton 5 yd pass from DiNucci (Ratke kick)	
			14 plays, 73 yards, TOP 4:57	14-7
	03:14	VU	Kresge 39 yd field goal	
			9 plays, 44 yards, TOP 3:46	14-10
	00:39	JMU	Ratke 43 yd field goal	
			10 plays, 49 yards, TOP 2:35	17-10
3rd	10:18	VU	Summers 4 yd pass from Smith (Kresge kick)	
			11 plays, 81 yards, TOP 4:42	17-17
	05:37	VU	Hodge 10 yd pass from Smith (Kresge kick)	
			8 plays, 46 yards, TOP 3:15	17-24
4th	13:53	JMU	Polk 26 yd pass from DiNucci (Ratke kick)	
			3 plays, 39 yards, TOP 1:03	24-24
	10:48	JMU	Hampton 83 yd interception return (Ratke kick)	
				31-24
	07:28	JMU	Palmer 69 yd run (Ratke kick)	
			3 plays, 80 yards, TOP 1:06	38-24

#2 JMU Erases Fourth-Quarter Deficit to Rally Past #5 Villanova

HARRISONBURG, Va. – Second ranked James Madison forced four turnovers and scored 21 points in the fourth quarter to rally past fifth ranked Villanova, 38-24 in Colonial Athletic Association action on Saturday afternoon at Bridgeforth Stadium on Saturday.

The Dukes improved to 6-1 on the year and 3-0 in Colonial Athletic Association play, while the Wildcats fell to 6-1 and 3-1. It was JMU's fifth straight win over Villanova and marked the first time since JMU's 13-10 win against Stony Brook on Oct. 27, 2018 that the Dukes rallied in the fourth.

Trailing 24-17 heading to the fourth, the Dukes forced a turnover on the opening play of the quarter, leading to a 26-yard touchdown pass from Ben DiNucci to Brandon Polk three plays later to tie the game at 24-24.

On the ensuing drive, Villanova was driving before MJ Hampton picked off his first pass and returned it 83 yards for a pick-six, giving JMU a 31-24 lead with 10:48 to play. After a Villanova missed field goal, Latrelle Palmer busted off a 69-yard touchdown rush to put the Dukes up 38-24 with 7:28 left. The Dukes answered with back-to-back interceptions by Rashad Robinson and Adam Smith sealed the win.

Palmer rushed for a game- and career-high 103 yards and a score in the fourth quarter alone, picking up 12.9 yards per carry along the way. Percy Agyei-Obese also tacked on 41 yards on the ground.

DiNucci led JMU's passing attack with 216 yards through the air, tossing three touchdowns without throwing an interception. Riley Stapleton reeled in five catches for 44 yards and two scores, tying his career high, and Polk made four grabs for 44 yards and a score.

John Daka led the JMU defense with career highs of nine tackles, 5.0 for loss and 2.0 sacks, to go with a forced fumble. Smith matched Daka with nine stops, adding his second interception of the season. Hampton tied his career high with six tackles and his day was highlighted by his go-ahead touchdown on his interception. Eight players had at least four tackles in the win.

The Dukes won the turnover battle in Saturday's game, forcing four turnovers (all in the fourth) while avoiding any giveaways. JMU turned those takeaways into 14 points. The JMU offense did a good job extending drives, converting on 56.2 percent of third-down attempts (9-16).

JMU's defense was dominant against the run, limiting Villanova to just 44 yards on the ground. JMU out-rushed Villanova by 114 yards, gaining 158. The Dukes' defense disrupted the Villanova passing attack late on their way to pulling down three interceptions and breaking up seven Wildcats passes.

ADDITIONAL GAME FACTS

- Villanova outgained JMU 431-374 in the contest.
- JMU won the turnover battle 4-0 after intercepting three passes and recovering one fumble.
- JMU had their highest scoring quarter in the fourth, when they put up 21 points.
- JMU converted 9 of 16 third downs while Villanova was successful on 6 of 13.
- The Dukes totaled nine tackles for loss and added three sacks.
- Villanova's Daniel Smith led the Wildcats' passing attack, completing 26-of-47 attempts for 387 yards and three touchdowns with three interceptions.
- Changa Hodge was Villanova's leading receiver with eight receptions for 134 yards and two touchdowns, and Todd Summers added six catches for 50 yards and a score.
- VU's Forrest Rhyne led all defenders with 13 tackles, adding 3.0 TFLs and 2.0 sacks.



Quickie Statistics (Final) #5 Villanova vs #2 James Madison (Oct 12, 2019 at Harrisonburg, Va.)

	VU	JMU
Score	24	38
FIRST DOWNS	24	19
RUSHES-YARDS (NET)	29-44	37-158
PASSING YDS (NET)	387	216
Passes Att-Comp-Int	47-26-3	32-20-0
TOTAL OFFENSE PLAYS-YARDS	76-431	69-374
Fumble Returns-Yards	0-0	0-0
Punt Returns-Yards	0-0	1-2
Kickoff Returns-Yards	6-117	4-88
Interception Returns-Yards	0-0	3-83
Punts (Number-Avg)	1-44.0	4-38.8
Fumbles-Lost	1-1	1-0
Penalties-Yards	3-30	9-85
Possession Time	31:58	28:02
Third-Down Conversions	6 of 13	9 of 16
Fourth-Down Conversions	0 of 2	0 of 2
Red-Zone Scores-Chances	3-5	2-2

Villanova		JMU
Rushing	No. Gain Loss Net TD Lg Avg	
DeeWill Barlee	11 40 2 38 0 10 3.5	
RayJoun Pringle	2 9 4 5 0 9 2.5	
TD Ayo-Durojaiye	7 14 10 4 0 7 0.6	
TEAM	1 0 1 -1 0 0 -1.0	
Passing	C-A-I Yds TD Long Sack	
Daniel Smith	26-47-3 387 3 44 3	
Receiving	No. Yards TD Long	
Changa Hodge	8 134 2 43	
Todd Summers	6 50 1 18	
Jaaron Hayek	5 86 0 22	
Zac Kerxtan	4 95 0 44	
Punting	No. Yds Avg Long In20 TB	
Nathan Fondacaro	1 44 44.0 44 0 0	
Punt Returns	No. Yards TD Long	
Dez Boykin	6 117 0 26	
Kick Returns	No. Yards TD Long	
Dez Boykin	6 117 0 26	
Tackles	UA-A Total Sacks TFL	
Forrest Rhyne	5-8 13 2.0 3.0	
Nowoola Awopetu	6-3 9 0.0 0.0	
Drew Wiley	4-4 8 0.5 2.0	
Darryl McDaniel	3-5 8 0.0 0.0	

James Madison		JMU
Rushing	No. Gain Loss Net TD Lg Avg	
Latrelle Palmer	8 103 0 103 1 69 12.9	
Percy Agyei-Obese	11 43 2 41 0 17 3.7	
Solomon Vanhorne	4 9 0 9 0 4 2.2	
Ben DiNucci	8 34 28 6 0 20 0.8	
Passing	C-A-I Yds TD Long Sack	
Ben DiNucci	20-32-0 216 3 26 4	
Receiving	No. Yards TD Long	
Riley Stapleton	5 44 2 16	
Brandon Polk	4 44 1 26	
Solomon Vanhorne	3 42 0 15	
Jake Brown	3 37 0 22	
Punting	No. Yds Avg Long In20 TB	
Harry O'Kelly	4 155 38.8 44 2 0	
Punt Returns	No. Yards TD Long	
Jack Sroba	1 -2 0 0	
Kick Returns	No. Yards TD Long	
Brandon Polk	3 85 0 37	
Jawon Hamilton	1 3 0 3	
Tackles	UA-A Total Sacks TFL	
John Daka	6-3 9 2.0 5.0	
Adam Smith	3-6 9 0.0 0.0	
Dimitri Holloway	4-3 7 0.0 0.0	
MJ Hampton	4-2 6 0.0 0.5	

Qtr	Time	Scoring Play	V-H
1st	10:39	JMU - Riley Stapleton 2 yd pass from Ben DiNucci (Ethan Ratke kick), 9-53 4:21	0 - 7
2nd	14:24	VU - Changa Hodge 43 yd pass from Daniel Smith (Drew Kresge kick), 8-90 4:56	7 - 7
	09:19	JMU - Riley Stapleton 5 yd pass from Ben DiNucci (Ethan Ratke kick), 14-73 4:57	7 - 14
	03:14	VU - Drew Kresge 39 yd field goal, 9-44 3:46	10 - 14
	00:39	JMU - Ethan Ratke 43 yd field goal, 10-49 2:35	10 - 17
3rd	10:18	VU - Todd Summers 4 yd pass from Daniel Smith (Drew Kresge kick), 11-81 4:42	17 - 17
	05:37	VU - Changa Hodge 10 yd pass from Daniel Smith (Drew Kresge kick), 8-46 3:15	24 - 17
4th	13:53	JMU - Brandon Polk 26 yd pass from Ben DiNucci (Ethan Ratke kick), 3-39 1:03	24 - 24
	10:48	JMU - MJ Hampton 83 yd interception return (Ethan Ratke kick)	24 - 31
	07:28	JMU - Latrelle Palmer 69 yd run (Ethan Ratke kick), 3-80 1:06	24 - 38

2019 Season in Review

Game 8: JMU 38, William & Mary 10

	1	2	3	4	Score
James Madison	7	14	10	7	38
William & Mary	3	0	7	0	10

Oct. 19, 2019 | Zable Stadium | Williamsburg, Va. | Attendance: 11,821

SCORING SUMMARY

1st	07:39	WM	Johnston 20 yd field goal	
			6 plays, 77 yards, TOP 3:05	0-3
	01:56	JMU	Polk 16 yd pass from DiNucci (Ratke kick)	
			2 plays, 13 yards, TOP 0:41	7-3
2nd	10:40	JMU	Agyei-Obese 1 yd run (Ratke kick)	
			7 plays, 14 yards, TOP 3:10	14-3
	04:16	JMU	Agyei-Obese 1 yd run (Ratke kick)	
			8 plays, 36 yards, TOP 3:12	21-3
3rd	09:17	WM	Zgombic 6 yd pass from Hefter (Johnston kick)	
			9 plays, 73 yards, TOP 3:51	21-10
	04:22	JMU	Ratke 32 yd field goal	
			14 plays, 60 yards, TOP 4:55	24-10
	02:36	JMU	Dean 37 yd pass from DiNucci (Ratke kick)	
			3 plays, 57 yards, TOP 0:50	31-10
4th	00:59	JMU	Palmer 1 yd run (Ratke kick)	
			5 plays, 21 yards, TOP 2:03	38-10

Strong Defensive Effort Leads Dukes to 38-10 Victory at W&M

WILLIAMSBURG, Va. – Behind a dominant defensive effort that limited William & Mary to only 194 total yards, #2 James Madison knocked off the Tribe 38-10 in Colonial Athletic Association football action on Saturday afternoon at Zable Stadium.

The Dukes improved to 7-1 on the year and 4-0 in CAA play, while the Tribe fell to 2-5 and 0-3. It was JMU's fourth straight victory against W&M and the seventh straight victory this season for the Dukes.

Ron'Dell Carter showed out for the JMU defense, collecting career highs of 10 tackles and 6.0 tackles for loss, to go with one sack. Eight different Dukes tallied at least a full TFL, as Mike Greene had 1.5 sacks and Wayne Davis produced 1.5 tackles for loss. John Daka also made a full sack, marking his fourth straight game with a sack.

Ben DiNucci led JMU's passing attack, going 23-of-36 for 250 yards and two touchdowns and an interception.

DiNucci's most prolific target in the ballgame was Brandon Polk, who caught a career-high seven passes for 77 yards and a score. Dylan Stapleton also hauled in four balls for 54 yards, and Riley Stapleton made four catches for 43 yards, moving him into fourth all-time at JMU in career receptions. Kyndel Dean also had three grabs for 47 yards, including a 37-yard touchdown catch.

Percy Agyei-Obese totaled 68 yards to lead the Dukes' ground attack and added two touchdowns in the game. Jawon Hamilton also tacked on 49 rushing yards and Latrelle Palmer scored a fourth-quarter touchdown.

The Dukes won the turnover battle by forcing three interceptions while coughing the ball just once. JMU turned W&M's turnovers into 14 points. The JMU offense did a good job extending drives, converting on 47.1% (8/17) of third-down attempts. The Dukes also went 1-for-1 on fourth down.

Defensively, JMU did an excellent job neutralizing the William & Mary offensive attack, holding the Tribe to 194 total yards, allowing 119 passing and 75 rushing. The Dukes badgered the William & Mary passing attack all game long, registering four sacks, a season-high 15 tackles for loss and grabbing three picks.

JMU's offense made the most of its visits to the red zone, scoring on all five trips, with four of those scores being touchdowns.

KEY MOMENTS

After William & Mary opened the game with an interception and a 73-yard run to set up the game's opening score with a field goal, JMU responded with three straight first-half touchdowns to lead 21-3 at the break. After allowing the 73-yard scamper, JMU only allowed 33 total yards the rest of the half.

William & Mary closed the gap to 21-10 in the third on a fake field goal, but the Dukes responded with 10 points in less than a two-minute span with an Ethan Ratke 32-yard field goal and DiNucci's deep touchdown pass to Dean to make it 31-10. After a late turnover, JMU capped off the scoring with Palmer's one-yard run with 59 seconds to play.

ADDITIONAL GAME FACTS

- * JMU outgained William & Mary 376-194, including a 250-119 advantage through the air.
- * JMU scored 21 straight points to build a 21-3 lead and closed the game with 17 straight.
- * JMU converted 8 of 17 third downs while William & Mary was successful on 5 of 16.
- * JMU won the time of possession battle 32:36 to 27:24.
- * Three Dukes in the secondary recorded interceptions in Wayne Davis, D'Angelo Amos and Adam Smith. Amos also broke up a pass the play before intercepting his second of the season. Smith now leads JMU with three picks this year.
- * Kilton Anderson led the Tribe passing attack, completing 11 of his 17 attempts for 91 yards with one interception.
- * Bronson Yoder led the William & Mary rushing attack with 77 yards, which included his career-long 73 yarder in the first.



Quickie Statistics (Final) #2 James Madison vs William & Mary (Oct 19, 2019 at Williamsburg, Va.)

	JMU	WM
Score	38	10
FIRST DOWNS	20	10
RUSHES-YARDS (NET)	40-126	29-75
PASSING YDS (NET)	250	119
Passes Att-Comp-Int	36-23-1	31-19-3
TOTAL OFFENSE PLAYS-YARDS	76-376	60-194
Fumble Returns-Yards	0-0	0-0
Punt Returns-Yards	5-125	6-50
Kickoff Returns-Yards	1-17	4-56
Interception Returns-Yards	3-4	1-0
Punts (Number-Avg)	6-34.8	8-43.8
Fumbles-Lost	1-0	0-0
Penalties-Yards	2-15	6-57
Possession Time	32:36	27:24
Third-Down Conversions	8 of 17	5 of 16
Fourth-Down Conversions	1 of 1	1 of 1
Red-Zone Scores-Chances	5-5	2-2

James Madison	No.	Gain	Loss	Net	TD	Lg	Avg
Rushing							
Percy Agyei-Obese	18	68	0	68	2	15	3.8
Jawon Hamilton	11	49	0	49	0	9	4.5
Latrele Palmer	8	19	5	14	1	4	1.8
Solomon Vanhorne	2	0	0	0	0	0	0.0
Passing							
C-A-I	23-36-1	250	2	39	2	37	1
Ben DiNucci							
Receiving							
No.	Yards	TD	Long				
Brandon Polk	7	77	1	18			
Dylan Stapleton	4	54	0	39			
Riley Stapleton	4	43	0	18			
Kyndel Dean	3	47	1	37			
Punting							
No.	Yds	Avg	Long	In20	TB		
Harry O'Kelly	6	209	34.8	44	4	0	
Punt Returns							
No.	Yards	TD	Long				
D'Angelo Amos	5	125	0	49			
Kick Returns							
No.	Yards	TD	Long				
Brandon Polk	1	17	0	17			
Tackles							
UA-A	Total	Sacks	TFL				
Ron'Dell Carter	6-4	10	1.0	6.0			
Dimitri Holloway	4-3	7	0.0	1.0			
Wayne Davis	4-2	6	0.0	1.5			
D'Angelo Amos	3-2	5	0.0	0.0			

William and Mary	No.	Gain	Loss	Net	TD	Lg	Avg
Rushing							
Bronson Yoder	6	82	5	77	0	73	12.8
Donavyn Lester	10	30	9	21	0	8	2.1
A. Funderburke	1	5	0	5	0	5	5.0
Tyler Crist	1	0	1	-1	0	0	-1.0
Passing							
C-A-I	Yds	TD	Long	Sack			
Kilton Anderson	11-17-1	91	0	27	4		
Ted Hefter	7-13-2	36	1	16	0		
Receiving							
No.	Yards	TD	Long				
Zach Burdick	3	58	0	27			
Tyler Crist	3	27	0	14			
Bronson Yoder	3	12	0	5			
Owen Wright	3	6	0	8			
Punting							
No.	Yds	Avg	Long	In20	TB		
George Eberle	7	311	44.4	56	0	0	
Will Michael	1	39	39.0	39	0	0	
Punt Returns							
No.	Yards	TD	Long				
Jordan Lowery	4	46	0	21			
Bronson Yoder	2	4	0	4			
Kick Returns							
No.	Yards	TD	Long				
Bronson Yoder	4	56	0	23			
Tackles							
UA-A	Total	Sacks	TFL				
Latrelle Smith	8-1	9	0.0	0.0			
Nate Atkins	7-1	8	0.0	0.0			
Bill Murray	4-3	7	0.0	1.0			
Trey Watkins	2-4	6	0.0	0.0			

Qtr	Time	Scoring Play	V-H
1st	07:39	WM - Jake Johnston 20 yd field goal, 6-77 3:05	0 - 3
	01:56	JMU - Brandon Polk 16 yd pass from Ben DiNucci (Ethan Ratke kick), 2-13 0:41	7 - 3
2nd	10:40	JMU - Percy Agyei-Obese 1 yd run (Ethan Ratke kick), 7-14 3:10	14 - 3
	04:16	JMU - Percy Agyei-Obese 1 yd run (Ethan Ratke kick), 8-36 3:12	21 - 3
3rd	09:17	WM - Trey Zgombic 6 yd pass from Ted Hefter (Jake Johnston kick), 9-73 3:51	21 - 10
	04:22	JMU - Ethan Ratke 32 yd field goal, 14-60 4:55	24 - 10
	02:36	JMU - Kyndel Dean 37 yd pass from Ben DiNucci (Ethan Ratke kick), 3-57 0:50	31 - 10
4th	00:59	JMU - Latrelle Palmer 1 yd run (Ethan Ratke kick), 5-21 2:03	38 - 10

2019 Season in Review

Game 9: JMU 27, Towson 10

	1	2	3	4	Score
Towson	0	10	0	0	10
James Madison	7	17	3	0	27

Oct. 26, 2019 | Bridgeforth Stadium | Harrisonburg, Va. | Attendance: 23,983

SCORING SUMMARY

1st	02:40	JMU	Agyei-Obese 8 yd run (Ratke kick)	
			5 plays, 67 yards, TOP 2:19	7-0
2nd	14:14	TOW	O'Neill 49 yd field goal	
			7 plays, 43 yards, TOP 3:26	7-3
	09:15	TOW	Epps 15 yd pass from Flacco (O'Neill kick)	
			8 plays, 76 yards, TOP 3:36	7-10
	04:56	JMU	R. Stapleton 9 yd pass from DiNucci (Ratke kick)	
			8 plays, 75 yards, TOP 4:19	14-10
	02:52	JMU	Polk 60 yd pass from DiNucci (Ratke kick)	
			2 plays, 65 yards, TOP 0:44	21-10
	00:07	JMU	Ratke 19 yd field goal	
			8 plays, 49 yards, TOP 1:21	24-10
3rd	09:40	JMU	Ratke 20 yd field goal	
			13 plays, 73 yards, TOP 5:20	27-10

#2 JMU Bottles Up #16 Towson in 27-10 Homecoming Victory

HARRISONBURG, Va. – Second-ranked James Madison registered seven sacks and shut out #16 Towson in the second half, surging to a 27-10 Colonial Athletic Association win on Saturday at Bridgeforth Stadium/Zane Showker Field.

The Dukes improved to 8-1 on the year and 5-0 in CAA play, while the Tigers fell to 4-4 and 1-3. JMU has won four straight against Towson and is now 11-1 against the Tigers in conference games.

Percy Agyei-Obese rushed for 111 yards and a touchdown to lead the ground attack, averaging 5.6 yards per carry. Jawon Hamilton also tacked on 64 rushing yards with 5.3 yards per run.

Ben DiNucci was 14-of-25 for 201 yards and two touchdowns with an interception. He has now thrown two or more touchdowns in three straight games and five times this season. His top target, Brandon Polk, pulled in career highs of eight catches for 121 yards, scoring a touchdown on a career-long, 60-yard pass. Riley Stapleton also recorded four receptions for 62 yards and a touchdown.

John Daka led the JMU defensive effort, totaling seven tackles, a career-high 2.5 sacks, and one fumble recovery. Mike Greene added five tackles and a career-best two sacks, and Ron'Dell Carter registered 2.0 sacks, including a strip sack in the fourth quarter. Dimitri Holloway tied his season high with 13 tackles, which led all players. Five different players recorded at least 1.0 TFL, as the team had nine, seven of which went for sacks.

The Dukes won the turnover battle in Saturday's game, forcing two turnovers which turned into 10 points off takeaways.

JMU put together a stellar performance on the ground, totaling 249 rushing yards while averaging 5.8 yards per carry and out-rushing Towson by nearly 200 yards, holding the visitors to 60. The Dukes conceded just 270 total yards to Towson's offense, which included allowing just 29 yards (0 passing) in the third quarter alone.


KEY MOMENTS

After an opening-quarter score by the Dukes, Towson answered with 10 straight in the second to take a 10-7 lead with 9:15 to go in the half. The Dukes came back with a 17-point spurt over the final 4:56 of the first half, with touchdown passes by DiNucci and an Ethan Ratke field goal after a Towson turnover.

Ratke added his second field goal of the night on the opening drive of the third quarter for the game's final score. In the fourth, After Towson failed to score on a drive lasting more than 7:30, the Dukes used 10 plays to run out the final 6:30.

ADDITIONAL GAME FACTS

- * JMU outgained Towson 450-270, including a 249-60 advantage on the ground.
- * The Dukes averaged 6.6 yards per play, as opposed to TU's 4.4.
- * JMU tallied 17 points in the second quarter to take the lead for good and finished with a 20-0 scoring run.
- * Both of Towson's turnovers occurred on the positive side of the field, thwarting a pair of scoring opportunities.
- * Adam Smith recorded his fourth interception of the season, which leads the team.
- * JMU converted 6 of 14 third downs while Towson was successful on 4 of 12.
- * Tom Flacco led the Tigers' passing attack, completing 18 of 32 attempts for 210 yards and a touchdown with an interception. Caleb Smith was Towson's leading receiver with 69 yards.
- * S.J. Brown led Towson's defense with 11 tackles, and Cody Tippet had an interception and two breakups.



Quickie Statistics (Final) #16 Towson vs #2 James Madison (Oct 26, 2019 at Harrisonburg, Va.)

TOWSON					JMU														
Score	10				27					Score	10				27				
FIRST DOWNS	17				21					FIRST DOWNS	17				21				
RUSHES-YARDS (NET)	29-60				43-249					RUSHES-YARDS (NET)	29-60				43-249				
PASSING YDS (NET)	210				201					PASSING YDS (NET)	210				201				
Passes Att-Comp-Int	32-18-1				25-14-1					Passes Att-Comp-Int	32-18-1				25-14-1				
TOTAL OFFENSE PLAYS-YARDS	61-270				68-450					TOTAL OFFENSE PLAYS-YARDS	61-270				68-450				
Fumble Returns-Yards	0-0				0-0					Fumble Returns-Yards	0-0				0-0				
Punt Returns-Yards	0-0				3-51					Punt Returns-Yards	0-0				3-51				
Kickoff Returns-Yards	5-135				2-45					Kickoff Returns-Yards	5-135				2-45				
Interception Returns-Yards	1-5				1-22					Interception Returns-Yards	1-5				1-22				
Punts (Number-Avg)	4-46.5				4-31.5					Punts (Number-Avg)	4-46.5				4-31.5				
Fumbles-Lost	2-1				1-0					Fumbles-Lost	2-1				1-0				
Penalties-Yards	7-55				4-45					Penalties-Yards	7-55				4-45				
Possession Time	29:47				30:13					Possession Time	29:47				30:13				
Third-Down Conversions	4 of 12				6 of 14					Third-Down Conversions	4 of 12				6 of 14				
Fourth-Down Conversions	1 of 2				2 of 2					Fourth-Down Conversions	1 of 2				2 of 2				
Red-Zone Scores-Chances	1-2				4-5					Red-Zone Scores-Chances	1-2				4-5				

Towson										James Madison									
Rushing	No.	Gain	Loss	Net	TD	Lg	Av			Rushing	No.	Gain	Loss	Net	TD	Lg	Av		
Thaenrat, Y.	8	66	1	65	0	33	8.1			Percy Agyei-Obese	20	113	2	111	1	37	5.6		
Feliz-Platt, A.	4	11	0	11	0	7	2.8			Jawon Hamilton	12	65	1	64	0	29	5.3		
McDonough, S.	1	1	0	1	0	1	1.0			Latrelle Palmer	3	33	0	33	0	28	11.0		
Flacco, T.	14	48	51	-3	0	15	-0.2			Brandon Polk	1	29	0	29	0	29	29.0		
Passing	C-A-I	Yds	TD	Long	Sack					Passing	C-A-I	Yds	TD	Long	Sack				
Flacco, T.	18-32-1	210	1	38	6					Ben DiNucci	14-25-1	201	2	60	2				
Leatherbury, S.	0-0-0	0	0	0	1														
Receiving	No.	Yards	TD	Long						Receiving	No.	Yards	TD	Long					
Leatherbury, S.	5	24	0	9						Brandon Polk	8	121	1	60					
Smith, C.	3	69	0	38						Riley Stapleton	4	62	1	22					
Street, D.	2	37	0	28						Devlin Ravenel	1	10	0	10					
Allen, J.	2	25	0	16						Dylan Stapleton	1	8	0	8					
Punting	No.	Yds	Av	Long	In20	TB				Punting	No.	Yds	Av	Long	In20	TB			
McDonough, S.	4	186	46.5	56	1	0				Harry O'Kelly	4	126	31.5	41	2	0			
Punt Returns	No.	Yards	TD	Long						Punt Returns	No.	Yards	TD	Long					
										D'Angelo Amos	3	51	0	28					
Kick Returns	No.	Yards	TD	Long						Kick Returns	No.	Yards	TD	Long					
Hunter, D.	5	135	0	39						Jawon Hamilton	1	23	0	23					
										Brandon Polk	1	22	0	22					
Tackles	UA-A	Total	Sacks	TFL						Tackles	UA-A	Total	Sacks	TFL					
Brown, S.	5-6	11	0.0	0.5						Dimitri Holloway	4-9	13	0.0	0.5					
Umunakwe, C.	5-3	8	0.0	1.0						John Daka	5-2	7	2.5	2.5					
Carter, B.	5-3	8	0.0	0.0						D'Angelo Amos	4-1	5	0.0	0.0					
Paye, K.	6-1	7	1.0	2.0						Mike Greene	2-3	5	2.0	2.0					

Qtr	Time	Scoring Play	V-H
1st	02:40	JMU - Percy Agyei-Obese 8 yd run (Ethan Ratke kick), 5-67 2:19	0 - 7
2nd	14:14	TOWSON - O'Neill, A. 49 yd field goal, 7-43 3:26	3 - 7
	09:15	TOWSON - Epps, J. 15 yd pass from Flacco, T. (O'Neill, A. kick), 8-76 3:36	10 - 7
	04:56	JMU - Riley Stapleton 9 yd pass from Ben DiNucci (Ethan Ratke kick), 8-75 4:19	10 - 14
	02:52	JMU - Brandon Polk 60 yd pass from Ben DiNucci (Ethan Ratke kick), 2-65 0:44	10 - 21
	00:07	JMU - Ethan Ratke 19 yd field goal, 8-49 1:21	10 - 24
3rd	09:40	JMU - Ethan Ratke 20 yd field goal, 13-73 5:20	10 - 27

2019 Season in Review

Game 10: JMU 54, New Hampshire 16

	1	2	3	4	Score
New Hampshire	10	0	6	0	16
James Madison	10	20	14	10	54

Nov. 9, 2019 | Bridgeforth Stadium | Harrisonburg, Va. | Attendance: 19,660

SCORING SUMMARY

1st	11:12	UNH	Brosmer 1 yd run (Hughes kick)	
			7 plays, 76 yards, TOP 3:48	0-7
	06:00	JMU	Ratke 40 yd field goal	
			12 plays, 39 yards, TOP 5:04	3-7
	03:21	UNH	Hughes 44 yd field goal	
			7 plays, 46 yards, TOP 2:35	3-10
	02:42	JMU	Polk 58 yd pass from DiNucci (Ratke kick)	
			2 plays, 68 yards, TOP 0:34	10-10
2nd	10:23	JMU	Agyei-Obese 24 yd run (Ratke kick)	
			8 plays, 80 yards, TOP 3:47	17-10
	03:48	JMU	D. Stapleton 12 yd pass from DiNucci (kick failed)	
			8 plays, 63 yards, TOP 3:28	23-10
	00:15	JMU	DiNucci 1 yd run (Ratke kick)	
			8 plays, 35 yards, TOP 2:12	30-10
3rd	12:46	JMU	Agyei-Obese 20 yd run (Ratke kick)	
			5 plays, 67 yards, TOP 2:14	37-10
	09:58	JMU	Agyei-Obese 3 yd run (Ratke kick)	
			4 plays, 50 yards, TOP 1:13	44-10
	03:26	UNH	Gray 18 yd run (Hughes kick blocked)	
			8 plays, 77 yards, TOP 4:03	44-16
4th	12:14	JMU	Ratke 29 yd field goal	
			12 plays, 58 yards, TOP 6:03	47-16
	05:06	JMU	C. Johnson 33 yd run (Ratke kick)	
			4 plays, 57 yards, TOP 2:22	54-16

Offensive Explosion Lifts #2 JMU Past #23 New Hampshire, 54-16

HARRISONBURG, Va. – Five different players reached the end zone, led by a career-high three scores from Percy Agyei-Obese, as No. 2 James Madison football rolled past No. 23 New Hampshire 54-16 on Saturday afternoon inside Bridgeforth Stadium.

The Dukes improved to 9-1 on the year and 6-0 in Colonial Athletic Association play, while the Wildcats fell to 5-4 and 4-2. JMU, which won its ninth in a row, clinched at least a share of the 2019 CAA title after Villanova beat Richmond earlier Saturday.

Ben DiNucci led JMU's passing attack with 293 yards through the air, tossing two touchdowns without throwing an interception. The signal caller also added one touchdown on the ground. DiNucci's first touchdown to Brandon Polk eclipsed 5,000 total yards of offense for the quarterback.

Agyei-Obese led all Dukes rushers with 130 yards, a new single-game high, and three touchdowns, picking up 6.2 yards per carry. Cole Johnson also added 33 yards and one touchdown on the ground, averaging 33 yards per carry.

DiNucci's most prolific target in the ballgame was Polk, who caught five passes for a career-high 136 yards and one score. With his performance Saturday, he became the first JMU receiver to reach 800 receiving yards in a season since 1998.

John Daka led the JMU defensive effort, collecting five tackles and 2.0 sacks. MJ Hampton added a career-high seven tackles and 1.0 TFL, and Wayne Davis had a season-best seven stops. Mike Greene made six tackles, and Adeb Atariwa contributed 1.5 TFL in the win.

The Dukes won the turnover battle in Saturday's game, forcing one turnover while avoiding any giveaways, with JMU turning Adam Smith's team-leading fifth interception into seven points.

JMU also had an outstanding day offensively, racking up 537 total yards, 221 on the ground and 316 through the air, while averaging 7.9 yards per play. The JMU offense did a good job prolonging drives, converting on 71.4 percent of third-down attempts going 10-for-14 on the day. The Dukes also went 1-for-1 on fourth down.

Defensively, JMU held up fairly well against the New Hampshire offensive attack, holding the Wildcats to 243 total yards.

JMU's offense made the most of its trips to the red zone, scoring on five of its five trips, with four of those scores being touchdowns.

KEY MOMENTS

JMU put points on the board on nine different occasions, on their way to scoring 54 points. It scored on its first seven possessions, which included six straight touchdowns after falling behind 10-3 in the first.

The Dukes took the lead for good with 10:23 left in the second quarter, opening up a 17-10 advantage on the Wildcats. Agyei-Obese powered in a 24-yard touchdown run to finish an eight-play, 80-yard drive. The Dukes then rode that lead to victory, increasing their advantage by 31 points along the way.

ADDITIONAL GAME FACTS

- » The Dukes now own the third-longest active win streak in the FCS, at nine games.
- » JMU out-gained New Hampshire 537-243, including a 316-150 advantage through the air.
- » JMU had their highest scoring quarter in the second period, when they put up 20 points.
- » JMU converted 10 of 14 third downs while New Hampshire was successful on 5 of 15.
- » JMU scored three second-quarter touchdowns take the lead for good.
- » JMU won the time of possession battle 30:53 to 29:07.
- » After trailing 10-3, JMU reeled off 41 unanswered points to take a 44-10 lead in the third.
- » DiNucci completed 79.2% of his passes on the day, going 19-for-24 while averaging 12.2 yards per attempt.
- » Max Brosmer led the Wildcats passing attack, completing 12 of his 21 attempts for 101 yards.
- » Malik Love was New Hampshire's leading receiver with 67 yards.



Quickie Statistics (Final) #23 New Hampshire vs #2 James Madison (Nov 09, 2019 at Harrisonburg, Va.)

											UNH	JMU					
Score											16	54					
FIRST DOWNS											10	26					
RUSHES-YARDS (NET)											33-93	41-221					
PASSING YDS (NET)											150	316					
Passes Att-Comp-Int											23-13-1	27-20-0					
TOTAL OFFENSE PLAYS-YARDS											56-243	68-537					
Fumble Returns-Yards											0-0	0-0					
Punt Returns-Yards											0-0	1-37					
Kickoff Returns-Yards											10-223	4-75					
Interception Returns-Yards											0-0	1-30					
Punts (Number-Avg)											5-41.2	1-44.0					
Fumbles-Lost											0-0	2-0					
Penalties-Yards											1-5	4-40					
Possession Time											29:07	30:53					
Third-Down Conversions											5 of 15	10 of 14					
Fourth-Down Conversions											2 of 3	1 of 1					
Red-Zone Scores-Chances											2-2	5-5					
New Hampshire											James Madison						
Rushing											No.	Gain	Loss	Net	TD	Lg	Avg
Carlos Washington Jr											11	60	2	58	0	35	5.3
Evan Gray											5	27	0	27	1	18	5.4
Dylan Laube											7	20	5	15	0	8	2.1
Isaac Seide											1	4	0	4	0	4	4.0
Passing											C-A-I	Yds	TD	Long	Sack		
Max Brosmer											12-21-0	101	0	33	2		
Dylan Laube											0-1-1	0	0	0	0		
Receiving											No.	Yards	TD	Long			
Malik Love											5	67	0	49			
Dylan Laube											2	43	0	33			
Benyeal Hill Jr.											2	9	0	5			
JustinMalone-Woods											1	17	0	17			
Punting											No.	Yds	Avg	Long	In20	TB	
Drew Sanborn											4	171	42.8	50	0	1	
Jason Hughes											1	35	35.0	35	0	0	
Punt Returns											No.	Yards	TD	Long			
D'Angelo Amos											1	37	0	37			
Kick Returns											No.	Yards	TD	Long			
Dylan Laube											8	180	0	27			
Isaac Seide											2	43	0	27			
Tackles											UA-A	Total	Sacks	TFL			
Max Oxendine											5-7	12	0.0	0.0			
Pop Bush											5-3	8	0.0	0.0			
Rushing											No.	Gain	Loss	Net	TD	Lg	Avg
Percy Agyei-Obese											21	130	0	130	3	24	6.2
Cole Johnson											1	33	0	33	1	33	33.0
Jawon Hamilton											7	21	0	21	0	5	3.0
Ben DiNucci											3	16	1	15	1	15	5.0
Passing											C-A-I	Yds	TD	Long	Sack		
Ben DiNucci											19-24-0	293	2	58	1		
Cole Johnson											1-3-0	23	0	23	0		
Receiving											No.	Yards	TD	Long			
Brandon Polk											5	136	1	58			
Jake Brown											4	48	0	25			
Riley Stapleton											4	39	0	20			
Kyndel Dean											2	23	0	26			
Punting											No.	Yds	Avg	Long	In20	TB	
Harry O'Kelly											1	44	44.0	44	0	0	
Punt Returns											No.	Yards	TD	Long			
D'Angelo Amos											1	37	0	37			
Kick Returns											No.	Yards	TD	Long			
Jawon Hamilton											2	38	0	25			
D'Angelo Amos											1	10	0	10			
Tackles											UA-A	Total	Sacks	TFL			
MJ Hampton											2-5	7	0.0	1.0			
Wayne Davis											1-6	7	0.0	0.5			
Qtr	Time	Scoring Play										V-H					
1st	11:12	UNH - Max Brosmer 1 yd run (Jason Hughes kick), 7-76 3:48										7 - 0					
	06:00	JMU - Ethan Ratke 40 yd field goal, 12-39 5:04										7 - 3					
	03:21	UNH - Jason Hughes 44 yd field goal, 7-46 2:35										10 - 3					
2nd	02:42	JMU - Brandon Polk 58 yd pass from Ben DiNucci (Ethan Ratke kick), 2-68 0:34										10 - 10					
	10:23	JMU - Percy Agyei-Obese 24 yd run (Ethan Ratke kick), 8-80 3:47										10 - 10					
	03:48	JMU - Dylan Stapleton 12 yd pass from Ben DiNucci (Ethan Ratke kick failed), 8:63 3:28										10 - 23					
3rd	00:15	JMU - Ben DiNucci 1 yd run (Ethan Ratke kick), 8-35 2:12										10 - 30					
	12:46	JMU - Percy Agyei-Obese 20 yd run (Ethan Ratke kick), 5-67 2:14										10 - 37					
	09:58	JMU - Percy Agyei-Obese 3 yd run (Ethan Ratke kick), 4-50 1:13										10 - 44					
4th	03:26	UNH - Ethan Ratke 18 yd run (Jason Hughes kick blocked), 8-77 4:03										16 - 44					
	12:14	JMU - Ethan Ratke 29 yd field goal, 12-58 6:03										16 - 47					
	05:06	JMU - Cole Johnson 33 yd run (Ethan Ratke kick), 4-57 2:22										16 - 54					

2019 Season in Review

Game 12: JMU 55, Rhode Island 21

	1	2	3	4	Score
James Madison	10	21	7	17	55
Rhode Island	0	0	14	7	21

Nov. 23, 2019 | Meade Stadium | Kingston, R.I. | Attendance: 2,815

SCORING SUMMARY

1st	06:06	JMU	Ratke 42 yd field goal	
			7 plays, 36 yards, TOP 3:01	3-0
	00:00	JMU	R. Stapleton 1 yd pass from DiNucci (Ratke kick)	
			4 plays, 88 yards, TOP 1:31	10-0
2nd	13:20	JMU	Amos 85 yd punt return (Ratke kick)	
				17-0
	07:05	JMU	Agyei-Obese 4 yd run (Ratke kick)	
			8 plays, 75 yards, TOP 4:02	24-0
	03:10	JMU	Hamilton 44 yd run (Ratke kick)	
			4 plays, 76 yards, TOP 1:31	31-0
3rd	12:15	URI	Warren 2 yd pass from Priore (Carrick kick)	
			9 plays, 35 yards, TOP 2:25	31-7
	07:21	JMU	Agyei-Obese 3 yd run (Ratke kick)	
			11 plays, 72 yards, TOP 4:50	38-7
	07:08	URI	Dorsey 89 yd kickoff return (Carrick kick)	
				38-14
4th	14:49	JMU	Ratke 31 yd field goal	
			9 plays, 37 yards, TOP 3:38	41-14
	10:26	URI	Parker 14 yd pass from Priore (Carrick kick)	
			9 plays, 76 yards, TOP 4:22	41-21
	08:40	JMU	Polk 39 yd pass from DiNucci (Ratke kick)	
			4 plays, 51 yards, TOP 1:40	48-21
	02:31	JMU	Kirlew 52 yd run (Ratke kick)	
			1 play, 52 yards, TOP 0:14	55-21

Dukes Finish CAA Perfect with 55-21 Win at Rhode Island

KINGSTON, R.I. – Running backs Jawon Hamilton and Percy Agyei-Obese combined for 255 yards and three touchdowns, as #2 James Madison's rushing attack combined for 394 yards on the ground en route to a 55-21 win at Rhode Island on Saturday afternoon at Meade Stadium.

Six different players reached the end zone, as the Dukes improved to 11-1 on the year and 8-0 in CAA play, while the Rams fell to 2-10 and 0-8.

Hamilton's career-high 150 rushing yards and one score paced the Dukes' rushing attack, as Agyei-Obese added 105 yards and two touchdowns on the ground. Quarterback Ben DiNucci added 82 yards on the ground to add to the 394 yards the Dukes accounted for on the ground.

DiNucci passed for 129 yards through the air, tossing two touchdowns and not throwing an interception with just one incompleteness. Brandon Polk caught a receiving touchdown for the seventh game in a row, tallying 59 receiving yards, and Riley Stapleton hauled in four catches for 37 yards and a score.

Ron'Dell Carter led the JMU defensive effort, collecting five tackles, 3.0 TFL, and 2.0 sacks. John Daka added four tackles, 2.0 TFL, and 1.5 sacks.

The Dukes won the turnover battle in Saturday's game, forcing four turnovers. JMU turned those takeaways into 10 points. JMU also had an outstanding day offensively, totaling 523 total yards, 394 on the ground and 129 through the air, while averaging 9.2 yards per play and out-gaining Rhode Island by over 300 total yards. The JMU offense did a good job extending drives, converting on 5-of-9 third-down attempts.

JMU's defense limited Rhode Island's offense to 217 total yards, which included limited the hosts to negative seven rushing. The Dukes hassled the Rhode Island passing attack all game long, piling up five sacks and grabbing three interceptions.

KEY MOMENTS

JMU put up 55 points on nine different scoring plays. The Dukes got on the board first, taking the lead for good at 3-0 with 6:06 remaining in the first quarter. Ethan Ratke converted a chance from 42 yards out to cap a seven-play, 36-yard scoring drive. The Dukes then rode that lead to victory, increasing their advantage by 31 points along the way.

ADDITIONAL GAME FACTS

- » Hamilton and Agyei-Obese each rushed for over 100 yards for the Dukes.
- » JMU outgained Rhode Island 523-217, including a 394 to -7 advantage on the ground.
- » Riley Stapleton moved into third in career receiving TD with his score.
- » JMU had their highest scoring quarter in the second period, when they put up 21 points.
- » JMU converted 5 of 9 third downs while Rhode Island was successful on 6 of 15.
- » JMU scored on an 85-yard punt return from D'Angelo Amos.
- » JMU forced one red zone turnover in the contest.
- » The Dukes collected 11 tackles for loss and added five sacks.
- » The Dukes ended the game on a high note, scoring 14 unanswered points to close out the contest.



Quickie Statistics (Final) #2 James Madison vs Rhode Island (Nov 23, 2019 at Kingston, RI)

											JMU		URI	
Score										55		21		
FIRST DOWNS										25		16		
RUSHES-YARDS (NET)										48-394		24--7		
PASSING YDS (NET)										129		224		
Passes Att-Comp-Int										9-8-0		43-24-3		
TOTAL OFFENSE PLAYS-YARDS										57-523		67-217		
Fumble Returns-Yards										0-0		1-0		
Punt Returns-Yards										2-90		0-0		
Kickoff Returns-Yards										3-71		9-222		
Interception Returns-Yards										3-11		0-0		
Punts (Number-Avg)										1-43.0		5-48.2		
Fumbles-Lost										2-2		2-0		
Penalties-Yards										7-72		8-98		
Possession Time										28:10		31:50		
Third-Down Conversions										5 of 9		6 of 15		
Fourth-Down Conversions										0 of 0		0 of 2		
Red-Zone Scores-Chances										5-5		2-3		

James Madison										Rhode Island													
Rushing		No.	Gain	Loss	Net	TD	Lg	Avg							Rushing		No.	Gain	Loss	Net	TD	Lg	Avg
Jawon Hamilton		9	152	2	150	1	72	16.7							Naim Jones		14	39	7	32	0	13	2.3
Percy Agyei-Obese		22	107	2	105	2	13	4.8							Antrun		3	2	5	-3	0	2	-1.0
Ben DiNucci		9	94	12	82	0	31	9.1							A. Dorsey		1	0	5	-5	0	0	-5.0
Eric Kirlew		4	59	8	51	1	52	12.8							Priore		6	10	41	-31	0	10	-5.2
Passing		C-A-I	Yds	TD	Long	Sack							Passing		C-A-I	Yds	TD	Long	Sack				
Ben DiNucci		8-9-0	129	2	39	2							Priore		24-43-3	224	2	35	5				
Receiving		No.	Yards	TD	Long							Receiving		No.	Yards	TD	Long						
Riley Stapleton		4	37	1	21							Coulter		7	65	0	20						
Brandon Polk		2	59	1	39							Aa. Parker		5	66	1	35						
Jake Brown		1	27	0	27							Naim Jones		3	32	0	26						
Jawon Hamilton		1	6	0	6							Erby		2	34	0	22						
Punting		No.	Yds	Avg	Long	In20	TB							Punting		No.	Yds	Avg	Long	In20	TB		
Harry O'Kelly		1	43	43.0	43	1	0							Schaum-Bartocci		5	241	48.2	58	1	0		
Punt Returns		No.	Yards	TD	Long							Punt Returns		No.	Yards	TD	Long						
D'Angelo Amos		2	90	1	85							Kick Returns		No.	Yards	TD	Long						
Kick Returns		No.	Yards	TD	Long							A. Dorsey		9	222	1	89						
Jawon Hamilton		1	30	0	30							Tackles		UA-A	Total	Sacks	TFL						
Brandon Polk		1	24	0	24							Fire		6-4	10	0.0	2.0						
Tackles		UA-A	Total	Sacks	TFL							K. Wells		4-4	8	0.0	0.5						
Ron'Dell Carter		1-6	7	2.0	3.0																		
Adam Smith		5-0	5	0.0	0.0																		

Qtr	Time	Scoring Play	V-H
1st	06:06	JMU - Ethan Ratke 42 yd field goal, 7-36 3:01	3 - 0
	00:00	JMU - Riley Stapleton 1 yd pass from Ben DiNucci (Ethan Ratke kick), 4-88 1:31	10 - 0
2nd	13:20	JMU - D'Angelo Amos 85 yd punt return (Ethan Ratke kick)	17 - 0
	07:05	JMU - Percy Agyei-Obese 4 yd run (Ethan Ratke kick), 8-75 4:02	24 - 0
3rd	03:10	JMU - Jawon Hamilton 44 yd run (Ethan Ratke kick), 4-76 1:31	31 - 0
	12:15	URI - C. Warren 2 yd pass from Priore (Carrick kick), 9-35 2:25	31 - 7
	07:21	JMU - Percy Agyei-Obese 3 yd run (Ethan Ratke kick), 11-72 4:50	38 - 7
	07:08	URI - A. Dorsey 89 yd kickoff return (Carrick kick)	38 - 14
4th	14:49	JMU - Ethan Ratke 31 yd field goal, 9-37 3:38	41 - 14
	10:26	URI - Aa. Parker 14 yd pass from Priore (Carrick kick), 9-76 4:22	41 - 21
	08:40	JMU - Brandon Polk 39 yd pass from Ben DiNucci (Ethan Ratke kick), 4-51 1:40	48 - 21
	02:31	JMU - Eric Kirlew 52 yd run (Ethan Ratke kick), 1-52 0:14	55 - 21

2019 Season in Review

Game 13: JMU 66, Monmouth 21

	1	2	3	4	Score
Monmouth	14	7	0	0	21
James Madison	21	17	14	14	66

Dec. 7, 2019 | Bridgeforth Stadium | Harrisonburg, Va. | Attendance: 10,881

SCORING SUMMARY

1st	14:37	MU	Guerriero 93 yd run (Mosquera kick)	
			1 play, 83 yards, TOP 0:23	0-7
	12:46	JMU	Polk 49 yd pass from DiNucci (Ratke kick)	
			5 plays, 73 yards, TOP 1:51	7-7
	12:33	MU	Moore 93 yd kickoff return (Mosquera kick)	
				7-14
	06:16	JMU	Agyei-Obese 1 yd run (Ratke kick)	
			15 plays, 75 yards, TOP 6:17	14-14
	04:21	JMU	Brown 21 yd pass from DiNucci (Ratke kick)	
			5 plays, 51 yards, TOP 1:29	21-14
2nd	14:54	MU	Greene 32 yd pass from Bahar (Mosquera kick)	
			10 plays, 75 yards, TOP 4:27	21-21
	11:49	JMU	DiNucci 6 yd run (Ratke kick)	
			7 plays, 75 yards, TOP 3:05	28-21
	06:12	JMU	Ratke 39 yd field goal	
			9 plays, 35 yards, TOP 3:58	31-21
	01:35	JMU	Agyei-Obese 1 yd run (Ratke kick)	
			6 plays, 49 yards, TOP 2:56	38-21
3rd	08:57	JMU	DiNucci 5 yd run (Ratke kick)	
			12 plays, 73 yards, TOP 6:03	45-21
	03:51	JMU	Agyei-Obese 9 yd run (Ratke kick)	
			6 plays, 49 yards, TOP: 2:56	52-21
4th	08:43	JMU	Painter 11 yd pass from Johnson (Ratke kick)	
			15 plays, 74 yards, TOP 7:49	59-21
	06:20	JMU	Tutt 79 yd interception return (Ratke kick)	
				66-21

No. 2 JMU Routs No. 14 Monmouth 66-21 to Advance in Playoffs

HARRISONBURG, Va. – HARRISONBURG, Va. – Second-seeded James Madison accumulated over 600 yards of total offense, including 332 on the ground, as the Dukes routed No. 14 Monmouth 66-21 on Saturday afternoon at Bridgeforth Stadium/Zane Showker Field in the second round of the FCS playoffs.

The Dukes won their 12th straight game, improving to 12-1, as they advance to next week's FCS quarterfinal against sixth-ranked Northern Iowa. Monmouth's season came to an end at 11-3.

JMU registered playoff program records in both points and total yards, as it out-gained the Hawks by a margin of 623-266.

Seven different players accounted for touchdowns, led by Ben DiNucci, who was 21-of-25 for 273 passing yards and two touchdowns, while rushing for 66 yards and two scores. His 339 total yards was a career high and his completion percentage (.840) was a JMU playoff record.

Jawon Hamilton led the Dukes with 95 rushing yards, picking up 6.3 yards per carry, and Percy Agyei-Obese tallied 90 yards and tied his career high of three rushing touchdowns. Eric Kirlew also contributed 58 yards on the ground.

DiNucci's most prolific target was Riley Stapleton, who had season bests of seven receptions for 87 yards. Brandon Polk made six grabs for 83 yards and a touchdown, extending his touchdown streak to eight straight games. He also surpassed the 1,000-yard mark for the season on his 49-yard touchdown catch. Polk is just the second JMU player to reach 1,000 yards, as he sits at 1,062. Jake Brown also caught a touchdown pass, reeling in four catches for 38 yards.

John Daka led the defense with six tackles, to go with 3.5 tackles for loss, 2.0 sacks, a forced fumble and a blocked punt. With his back-to-back sacks in the third quarter, Daka set the JMU single-season record with 14.5 sacks, surpassing Sage Harold's 13.5 in 2014.

Dimitri Holloway also tallied six stops with a tackle for loss and breakup, and Roni Dell Carter has 1.5 tackles for loss and a sack. The lone takeaway of the game came in the fourth quarter on a 79-yard pick-six by Charles Tutt, who scored his first career touchdown with his second career interception.

JMU converted on 69.2% of third-down attempts (9/13) while limited Monmouth to 30% on third down (3/10). The Dukes also went 2-for-2 on fourth down and stopped MU on its only fourth-down attempt. They also took care of business in the red zone, scoring on all six trips inside the 20 – all of which were touchdowns.

KEY MOMENTS

JMU put points on the board on 10 different occasions on their way to scoring 66 points. The Dukes took their first lead with 4:21 left in the first quarter, opening up a 21-14 advantage.

After Monmouth rallied to tie it at 21, JMU got back on top with the first of DiNucci's two rushing scores, giving the Dukes the lead for good at 28-21 with 11:49 left in the first half. That drive sparked a 45-point scoring run, as the Dukes led 38-21 at the break and outscored the visitors 28-0 over the final 30 minutes.

GAME FACTS

- » JMU outgained Monmouth 623-266, including a 332-93 advantage on the ground and a 291-173 lead in the pass game.
- » JMU won the turnover battle 1-0 after picking off one pass, returning it for a touchdown.
- » JMU tallied 38 points in the first half, which is the second-most by JMU in a single half in playoff history.
- » JMU gave up zero points in one Monmouth trip to the red zone and held the Hawks off the scoreboard over their final seven drives.
- » The Dukes didn't allow a sack in the contest while registering three against MU's Kenji Bahar.
- » JMU dominated the time of possession battle by a margin of 42:44 to 17:16.
- » The Dukes ended the game on a high note, scoring 45 unanswered points to close out the contest.
- » Kenji Bahar led the Hawks' passing attack, completing 16-of-32 attempts for 173 yards and one touchdown with one interception.
- » Pete Guerriero led the Monmouth rushing attack with 107 yards and one touchdown, which included a 93-yard touchdown on the game's first play.



Quickie Statistics (Final) #14 Monmouth vs #2 James Madison (Dec 07, 2019 at Harrisonburg, Va.)

	MU	JMU
Score	21	66
FIRST DOWNS	15	36
RUSHES-YARDS (NET)	18-93	63-332
PASSING YDS (NET)	173	291
Passes Att-Comp-Int	32-16-1	27-23-0
TOTAL OFFENSE PLAYS-YARDS	50-266	90-623
Fumble Returns-Yards	0-0	0-0
Punt Returns-Yards	0-0	1-8
Kickoff Returns-Yards	5-141	0-0
Interception Returns-Yards	0-0	1-79
Punts (Number-Avg)	5-34.2	0-0.0
Fumbles-Lost	2-0	0-0
Penalties-Yards	1-3	4-55
Possession Time	17:16	42:44
Third-Down Conversions	3 of 10	9 of 13
Fourth-Down Conversions	0 of 1	2 of 2
Red-Zone Scores-Chances	0-1	6-6

Monmouth		James Madison	
Rushing	No. Gain Loss Net TD Lg Avg	Rushing	No. Gain Loss Net TD Lg Avg
GUERRIERO, Pete	11 115 8 107 1 93 9.7	Jawon Hamilton	15 97 2 95 0 28 6.3
BISHOP, Isaiah	3 2 0 2 0 2 0.7	Percy Agyei-Obese	19 90 0 90 3 16 4.7
BAHAR, Kenji	4 10 26 -16 0 10 -4.0	Ben DiNucci	10 67 1 66 2 30 6.6
		Eric Kirlew	10 60 2 58 0 25 5.8
Passing	C-A-I Yds TD Long Sack	Passing	C-A-I Yds TD Long Sack
BAHAR, Kenji	16-32-1 173 1 32 3	Ben DiNucci	21-25-0 273 2 49 0
		Cole Johnson	2-2-0 18 1 11 0
Receiving	No. Yards TD Long	Receiving	No. Yards TD Long
GREENE, Terrance	4 72 1 32	Riley Stapleton	7 87 0 20
MOORE, Lonnie	4 43 0 13	Brandon Polk	6 83 1 49
GUERRIERO, Pete	4 37 0 20	Jake Brown	4 38 1 21
TREDWAY, Zach	3 16 0 13	Dylan Stapleton	2 32 0 26
Punting	No. Yds Avg Long In20 TB	Punting	No. Yds Avg Long In20 TB
KOST, Ryan	4 155 38.8 48 0 0		
TEAM	1 16 16.0 16 0 0		
Punt Returns	No. Yards TD Long	Punt Returns	No. Yards TD Long
		D'Angelo Amos	1 8 0 8
Kick Returns	No. Yards TD Long	Kick Returns	No. Yards TD Long
MOORE, Lonnie	3 119 1 93		
MORALES, Eddie	1 14 0 14		
Tackles	UA-A Total Sacks TFL	Tackles	UA-A Total Sacks TFL
GRIMES, Da'Quan	6-12 18 0.0 1.0	John Daka	3-3 6 2.0 3.5
POWELL, Evan	9-4 13 0.0 2.5	Dimitri Holloway	1-5 6 0.0 1.0

Qtr	Time	Scoring Play	V-H
1st	14:37	MU - GUERRIERO, Pete 93 yd run (MOSQUERA, Matt kick), 1-83 0:23	7 - 0
	12:46	JMU - Brandon Polk 49 yd pass from Ben DiNucci (Ethan Ratke kick), 5-73 1:51	7 - 7
	12:33	MU - MOORE, Lonnie 93 yd kickoff return (MOSQUERA, Matt kick)	14 - 7
	06:16	JMU - Percy Agyei-Obese 1 yd run (Ethan Ratke kick), 15-75 6:17	14 - 14
	04:21	JMU - Jake Brown 21 yd pass from Ben DiNucci (Ethan Ratke kick), 5-51 1:29	14 - 21
	14:54	MU - GREENE, Terrance 32 yd pass from BAHAR, Kenji (MOSQUERA, Matt kick), 10-75 4:27	21 - 21
2nd	11:49	JMU - Ben DiNucci 6 yd run (Ethan Ratke kick), 7-75 3:05	21 - 28
	06:12	JMU - Ethan Ratke 39 yd field goal, 9-35 3:58	21 - 31
	01:35	JMU - Percy Agyei-Obese 1 yd run (Ethan Ratke kick), 9-62 3:47	21 - 38
3rd	08:57	JMU - Ben DiNucci 5 yd run (Ethan Ratke kick), 12-73 6:03	21 - 45
	03:51	JMU - Percy Agyei-Obese 9 yd run (Ethan Ratke kick), 6-49 2:56	21 - 52
4th	08:43	JMU - Drew Harris 11 yd pass from Cole Johnson (Ethan Ratke kick), 15-74 7:49	21 - 59
	06:20	JMU - Charles Tutt 79 yd interception return (Ethan Ratke kick)	21 - 66

	1	2	3	4	Score
Northern Iowa	0	0	0	0	0
James Madison	7	3	0	7	17
Dec. 13, 2019 Bridgeforth Stadium Harrisonburg, Va. Attendance: 8,741					

1st	04:10	JMU	Polk 15 yd pass from DiNucci (Ratke kick)	
			9 plays, 66 yards, TOP 3:49	7-0
2nd	06:39	JMU	Ratke 42 yd field goal	
			12 plays, 40 yards, TOP 4:44	10-0
4th	02:19	JMU	Agyei-Obese 1 yd run (Ratke kick)	
			1 play, 1 yard, TOP 0:04	17-0



										UNI	JMU																
Score										0	17																
FIRST DOWNS										7	21																
RUSHES-YARDS (NET)										19-0	60-189																
PASSING YDS (NET)										114	157																
Passes Att-Comp-Int										30-12-0	28-19-1																
TOTAL OFFENSE PLAYS-YARDS										49-114	88-346																
Fumble Returns-Yards										0-0	1-4																
Punt Returns-Yards										0-0	3-12																
Kickoff Returns-Yards										2-25	1-22																
Interception Returns-Yards										1-4	0-0																
Punts (Number-Avg)										8-41.1	5-30.8																
Fumbles-Lost										2-2	1-1																
Penalties-Yards										2-30	5-45																
Possession Time										17:51	42:09																
Third-Down Conversions										2 of 12	13 of 24																
Fourth-Down Conversions										0 of 2	1 of 1																
Red-Zone Scores-Chances										0-0	2-4																
Northern Iowa																											
Rushing	No.	Gain	Loss	Net	TD	Lg	Avg																				
Allen,Trevor	10	21	4	17	0	9	1.7																				
Hoosman,Tyler	1	8	0	8	0	4	8.0																				
McElvain,Will	8	8	33	-25	0	6	-3.1																				
Passing	C-A-I	Yds	TD	Long	Sack																						
McElvain,Will	12-30-0	114	0	17	5																						
Receiving	No.	Yards	TD	Long																							
Graham,Aaron	4	39	0	17																							
James,Jaylin	3	37	0	14																							
Allen,Trevor	2	15	0	14																							
Lane,Suni	2	13	0	8																							
Punting	No.	Yds	Avg	Long	In20	TB																					
Kibby,Zac	8	329	41.1	47	0	0																					
Punt Returns	No.	Yards	TD	Long																							
Kick Returns	No.	Yards	TD	Long																							
Williams,X	1	17	0	17																							
Allen,Trevor	1	8	0	8																							
Tackles	UA-A	Total	Sacks	TFL																							
Flater,Bryce	11-11	22	0.0	0.5																							
Cuveller,S.	7-14	21	0.0	1.0																							
Wells,Brawntae	3-8	11	1.0	1.0																							
Boyd,Khrstian	2-7	9	0.0	0.0																							
Qtr	Time	Scoring Play																									
1st	04:10	JMU - Brandon Polk 15 yd pass from Ben DiNucci (Ethan Ratke kick), 9-66	3:49																								
2nd	06:39	JMU - Ethan Ratke 42 yd field goal, 12-40	4:44																								

HARRISONBURG, Va. – Behind an impressive defensive performance that produced play-off program records for fewest points, rushing yards and total yards, second-seeded James Madison shut out sixth-ranked Northern Iowa 17-0 on Friday night at Bridgeforth Stadium in the quarterfinals of the FCS playoffs.

JMU recorded its first shutout in playoff history, limiting UNI to just 114 total yards and zero rushing yards, both programs records in the postseason. The Panthers failed to reach midfield until the final drive of the game, as JMU held the visitors to just 2-of-12 on third down and 0-of-2 on fourth down.

Ben DiNucci was 19-of-28 for 157 yards and a touchdown and one interception. Brandon Polk pulled in seven catches for 59 yards and one score, as he's found the end zone in nine straight games and 11 of the last 12. Dylan Stapleton also caught four passes for 48 yards.

Defensively, Dimitri Holloway led the JMU way, collecting eight tackles, a career-high 3.5 tackles for loss, and 1.0 sack. John Daka made 2.5 TFL, 2.0 sacks, and one forced fumble, and D'Angelo Amos a forced fumble and a recovery in the win. Mike Greene recorded a strip sack in the fourth quarter, while Ron'Dell Carter added another sack.

JMU out-gained UNI 346-114, with all of UNI's yards coming through the air. The Dukes converted 13-of-24 on third down (54.2%) and also moved the chains on their lone fourth-down try.

JMU grabbed a 7-0 lead over Northern Iowa after opening the scoring with 4:10 left in the first quarter. An Ethan Ratke field goal made it 10-0 at the half. Late in the game, Greene forced a strip sack at the one yard line and JMU capped off the game with an Agveii-Obese rushing score.

- » JMU set playoff records for fewest points (0), total yards (114) and rushing yards (0) allowed.
- » JMU converted 13 of 24 third downs while Northern Iowa was successful on just 2 of 12.
- » The Dukes totaled nine tackles for loss and added five sacks while conceding 4.0 TFL and a sack.
- » JMU dominated the time of possession battle 42:09 to 17:51.
- » With Agyei-Obese going over 1,000 rushing yards tonight, 2019 is the first season in school history that JMU produced a 1,000-yard rusher and a 1,000-yard receiver in Polk.
- » Will McElvain led the Panthers, completing 12-of-30 attempts for 114 yards.
- » Aaron Graham was Northern Iowa's leading receiver, with 39 yards.
- » Defensively, UNI was paced by Bryce Flater and Spencer Cuvelier, who has 22 and 21 tackles, respectively.

2019 Season in Review

Game 15: JMU 30, Weber State 14

	1	2	3	4	Score
Weber State	0	7	0	7	14
James Madison	10	14	3	3	30

Dec. 21, 2019 | Bridgeforth Stadium | Harrisonburg, Va. | Attendance: 10,487

SCORING SUMMARY

1st	08:24	JMU	Ratke 32 yd field goal	
			12 plays, 55 yards, TOP 5:37	3-0
	02:07	JMU	R. Stapleton 18 yd pass from DiNucci (Ratke kick)	
			11 plays, 79 yards, TOP 5:02	10-0
2nd	12:19	JMU	DiNucci 1 yd run (Ratke kick)	
			9 plays, 65 yards, TOP 3:56	17-0
	01:23	WSU	Smith 2 yd pass from Constantine (Tuttle kick)	
			5 plays, 63 yards, TOP 1:55	17-7
	00:00	JMU	R. Stapleton 34 yd pass from DiNucci (Ratke kick)	
			8 plays, 36 yards, TOP 1:11	24-7
3rd	10:03	JMU	Ratke 37 yd field goal	
			11 plays, 43 yards, TOP 4:51	27-7
4th	04:39	JMU	Ratke 27 yd field goal	
			12 plays, 58 yards, TOP 7:41	30-7
	02:54	WSU	Macpherson 22 yd pass from Constantine (Tuttle kick)	
			6 plays, 67 yards, TOP 1:40	30-14

#2 JMU Returns to Frisco with 30-14 Victory Over #3 Weber State

HARRISONBURG, Va. – James Madison quarterback Ben DiNucci accounted for 317 yards of total offense and connected nine times with wide receiver Riley Stapleton for 162 yards and two touchdowns, leading the Dukes to a 30-14 victory over #3 Weber State in the FCS semifinals on Saturday night at Bridgeforth Stadium.

The Dukes improved to 14-1 and are heading to their third national championship in four years and fourth title-game appearance overall. The Wildcats, making their first semifinal appearance, saw their season end at 11-4.

DiNucci was 19-of-26 for 255 yards and two scores while leading the ground game with 62 rushing yards and a score. Riley Stapleton turned in his best outing of the season, making nine catches for 162 yards, the second most of his career, while hauling in both touchdown passes for his third multi-touchdown game of the season.

Receiver Brandon Polk also made five catches for 52 yards, and tight end Dylan Stapleton added four grabs for 31 yards.

In addition to DiNucci, running back Latrelle Palmer made his return, running for 53 yards. Jawon Hamilton rushed for 50 yards, and Percy Agyei-Obese added 45, as the Dukes accumulated 212 rushing yards.

JMU out-gained Weber State 467-256, which included holding the visitors to just 70 yards rushing.

The Dukes had balanced production defensively, as six players recorded four or more tackles. Cornerback Rashad Robinson had five tackles and two pass breakups, and linebacker Diamonte Tucker-Dorsey also had five. Defensive lineman Adee Abariwa had 1.5 tackles for loss and a blocked field goal, and both safety D'Angelo Amos and linebacker Wayne Davis made four stops with a tackle for loss.

JMU led wire-to-wire, scoring the game's first 17 points and leading by as many as 23 in the second half.

KEY MOMENTS

After a game-opening field goal by Ethan Ratke, DiNucci connected on an 18-yard touchdown pass to Riley Stapleton for a 10-0 lead late in the first quarter. After a DiNucci touchdown scamper early in the second to make it 17-0, Weber answered with a touchdown drive to make it 17-7. On the final play of the half, DiNucci fired a 34-yard pass to Riley Stapleton for the touchdown, making it 24-7.

Ratke added a pair of second-half field goals to make it 30-7 before a late Weber touchdown completed the game's scoring.

GAME FACTS

- » JMU outgained Weber State by over 200 yards (467-256), accumulating more than 130 yards more than Weber's average total defense.
- » JMU converted 7-of-18 third downs while Weber State was successful on 2-of-10.
- » Ratke connected on three field goals to set the Colonial Athletic Association single-season field goals record, with (25).
- » JMU went 4-for-4 on fourth down, improving to 14-of-16 on the year.
- » JMU won the time of possession battle 38:56 to 21:04.
- » DiNucci completed 73.1% of his passes on the day, marking the ninth game this season he's completed over 70% in a single game.
- » For Weber State, Jake Constantine completed 16-of-31 attempts for 186 yards and two touchdowns. Ty Macpherson had five catches for 83 yards and a score. Josh Davis led the ground attack with 61 yards.

DUKES BACK IN THE TITLE GAME

- » JMU is making its fourth national-title game appearance in school history (2004, 2016, 2017, 2019).
- » It improved to 4-1 all-time in national semifinal games with the win over Weber State.
- » The Dukes are 2-1 in championship games, winning in 2004 and 2016.
- » It is the third national-title appearance in four seasons for the Dukes.
- » This marks the 13th time the CAA will be represented in the title game, as the league has gone 6-6 in the championship.



Quickie Statistics (Final) #3 Weber State vs #2 James Madison (Dec 21, 2019 at Harrisonburg, Va.)

		WSU	JMU
Score		14	30
FIRST DOWNS		15	26
RUSHES-YARDS (NET)		19-70	55-212
PASSING YDS (NET)		186	255
Passes Att-Comp-Int		31-16-0	27-19-0
TOTAL OFFENSE PLAYS-YARDS		50-256	82-467
Fumble Returns-Yards		0-0	0-0
Punt Returns-Yards		3-9	2-3
Kickoff Returns-Yards		6-83	2-85
Interception Returns-Yards		0-0	0-0
Punts (Number-Avg)		6-38.7	4-40.0
Fumbles-Lost		1-0	0-0
Penalties-Yards		0-0	7-74
Possession Time		21:04	38:56
Third-Down Conversions		2 of 10	7 of 18
Fourth-Down Conversions		0 of 1	4 of 4
Red-Zone Scores-Chances		1-1	6-6

Weber State		No.	Gain	Loss	Net	TD	Lg	Avg
Rushing		13	65	4	61	0	20	4.7
DAVIS, Josh		5	9	2	7	0	4	1.4
SMITH, Kevin		5	9	2	7	0	4	1.4
CONSTANTINE, J.		1	2	0	2	0	2	2.0

James Madison		No.	Gain	Loss	Net	TD	Lg	Avg
Rushing		13	71	9	62	1	20	4.8
Ben DiNucci		12	55	2	53	0	18	4.4
Latrelle Palmer		15	51	1	50	0	10	3.3
Jawon Hamilton		13	45	0	45	0	11	3.5
Percy Agyei-Obese								

Weber State		C-A-I	Yds	TD	Long	Sack
Passing		16-31-0	186	2	37	0
CONSTANTINE, J.						

James Madison		C-A-I	Yds	TD	Long	Sack
Passing		19-26-0	255	2	37	2
Ben DiNucci		19-26-0	255	2	37	2
TEAM		0-1-0	0	0	0	0

Weber State		No.	Yards	TD	Long
Receiving		5	83	1	37
MACPHERSON, Ty		4	24	0	12
AMES, David		3	42	0	16
COOLEY, Devon		2	21	0	15
MALONE, Justin					

James Madison		No.	Yards	TD	Long
Receiving		9	162	2	37
Riley Stapleton		5	52	0	20
Brandon Polk		4	31	0	11
Dylan Stapleton		1	10	0	10
Percy Agyei-Obese					

Weber State		No.	Yds	Avg	Long	In20	TB
Punting		6	232	38.7	42	1	0
LLOYD, Doug							

James Madison		No.	Yds	Avg	Long	In20	TB
Punting		4	160	40.0	43	1	0
Harry O'Kelly							

Weber State		No.	Yards	TD	Long
Punt Returns		2	8	0	4
HADLEY, Haze		1	1	0	1
SCHENCK, Hudson					

James Madison		No.	Yards	TD	Long
Punt Returns		2	85	0	60
D'Angelo Amos					

Weber State		No.	Yards	TD	Long
Kick Returns		2	11	0	9
SCHENCK, Hudson					
TUPUOLA, Kawika					

James Madison		No.	Yards	TD	Long
Kick Returns		2	85	0	60
Brandon Polk					

Weber State		UA-A	Total	Sacks	TFL
Tackles		5-8	13	0.0	0.0
MORTENSEN, C.		5-7	12	0.0	0.0
VAEA, Noah		6-3	9	0.0	0.0
SMITH, Preston		4-2	6	0.0	0.0
HARRIS, Ja'Kobe					

James Madison		UA-A	Total	Sacks	TFL
Tackles		3-2	5	0.0	0.0
Rashad Robinson		0-5	5	0.0	0.0
D. Tucker-Dorsey		4-0	4	0.0	1.0
D'Angelo Amos		2-2	4	0.0	1.0
Wayne Davis					

Qtr	Time	Scoring Play	V-H
1st	08:24	JMU - Ethan Ratke 32 yd field goal, 12-55 5:37	0 - 3
	02:07	JMU - Riley Stapleton 18 yd pass from Ben DiNucci (Ethan Ratke kick), 11-79 5:02	0 - 10
2nd	12:19	JMU - Ben DiNucci 1 yd run (Ethan Ratke kick), 9-65 3:56	0 - 17
	01:23	WSU - SMITH, Kevin 2 yd pass from CONSTANTINE, J. (TUTTLE, Trey kick), 5-63 1:55	7 - 17
	00:00	JMU - Riley Stapleton 34 yd pass from Ben DiNucci (Ethan Ratke kick), 8-36 1:11	7 - 24
3rd	10:03	JMU - Ethan Ratke 37 yd field goal, 11-43 4:51	7 - 27
4th	04:39	JMU - Ethan Ratke 27 yd field goal, 12-58 7:41	7 - 30
	02:54	WSU - MACPHERSON, Ty 22 yd pass from CONSTANTINE, J. (TUTTLE, Trey kick), 6-67 1:40	14 - 30

2019 Season in Review

Game 16: North Dakota State 28, JMU 20

	1	2	3	4	Score
James Madison	7	3	3	7	20
North Dakota State	7	14	0	7	28

Jan. 11, 2020 | Toyota Stadium | Frisco, Texas | Attendance: 17,866

SCORING SUMMARY

1st	07:27	JMU	R. Stapleton 5 yd pass from Dinucci (Ratke kick)	
			17 plays, 86 yards, TOP 7:33	7-0
	03:30	NDSU	Cofield 1 yd run (Reinholz kick)	
			8 plays, 70 yards, TOP 3:54	7-7
2nd	14:50	NDSU	Sproles 38 yd run (Reinholz kick)	
			4 plays, 69 yards, TOP 2:13	7-14
	09:37	JMU	Ratke 26 yd field goal	
			11 plays, 56 yards, TOP 5:13	10-14
	03:47	NDSU	Hendricks 20 yd run (Reinholz kick)	
			12 plays, 81 yards, TOP 5:46	10-21
3rd	08:45	JMU	Ratke 27 yd field goal	
			10 plays, 50 yards, TOP 4:02	13-21
4th	14:50	NDSU	Lance 44 yd run (Reinholz kick)	
			6 plays, 65 yards, TOP 2:50	13-28
	06:55	JMU	R. Stapleton 5 yd pass from DiNucci (Ratke kick)	
			11 plays, 46 yards, TOP 4:29	20-28

Dukes Stopped Just Short in Title Game to NDSU, 28-20

FRISCO, Texas – #2 James Madison came three yards shy of forcing a potential overtime in the NCAA Division I Championship Game, but a late interception sealed a third consecutive national title for #1 North Dakota State in a 28-20 victory for the Bison on Saturday afternoon at Toyota Stadium.

The Bison concluded the 2019 season with a perfect 16-0 record, while the Dukes saw their 14-game win streak end, completing the campaign at 14-2.

Trailing 28-13 in the fourth, JMU scored on a short-field drive to make it 28-20 with 6:55 to play. On the ensuing drive, the Bison drove to the JMU 37, but on fourth-and-two, the defensive line stuffed the middle, forcing a turnover on downs with 2:51 to play.

JMU converted once on fourth down, and after a 22-yard pass from Ben DiNucci to Riley Stapleton, it set the Dukes up in the red zone. NDSU was called for pass interference three plays later, moving JMU to the Bison 3. With eight second left, DiNucci's pass was picked off at the goal line, preserving NDSU's win.

DiNucci was 22-of-33 for 204 yards and two touchdowns, both of which went to Riley Stapleton, who caught a career-high 10 passes for 100 yards. It was Stapleton's seventh career two-touchdown game and the fourth in 2019. His brother, Dylan Stapleton, also had season highs for both receptions (6) and receiving yards (66).

On the ground, Percy Agyei-Obese rushed for a team-high 73 yards, surpassing the 1,200-yard mark on the year – the seventh time a JMU back has achieved that. Latrelle Palmer had 44 rushing yards on just eight carries, averaging 5.5 per carry.

Defensively, linebacker Dimitri Holloway turned in nine tackles to lead the Dukes. Defensive End John Daka registered eight stops and 1.5 tackles for loss (13 yards), and fellow defensive end Ron'Dell Carter had eight tackles with 1.5 TFL and a half sack. Wayne Davis, Adeeb Atariwa and D'Angelo Amos each had six tackles and had at least a half TFL.

JMU out-gained NDSU 365-353, including 204-72 through the air. The Bison averaged 6.2 yards per rush, leading the rushing attack by a margin of 281-161. It was the most rushing yards JMU had conceded this season and Bison quarterback Trey Lance became the first player this year to achieve 100 rushing yards against JMU, ending with a game-high 166 and a score.

The Dukes were 7-of-15 on third down, while NDSU was 5-of-10. They also went 2-for-2 on fourth down, ending the season with 14 consecutive fourth-down conversions. JMU also had 24 first downs, as opposed to the Bison's 20.

POSTGAME NOTES

- * JMU's senior class finished their careers with the most wins in school history, with 51 victories.
- * JMU finished 2019 tied for the most wins in a single season, with 14. That matched the 2016 and 2017 seasons.
- * The Dukes fell to 2-2 in national-title games.
- * NDSU won their eighth national championship in nine years.
- * Since 2016, all three meetings with JMU and NDSU have been decided by 10 points or less, a touchdown game in each of the national-title game matchups.



Quickie Statistics (Final) #3 Weber State vs #2 James Madison (Dec 21, 2019 at Harrisonburg, Va.)

											WSU	JMU					
Score											14	30					
FIRST DOWNS											15	26					
RUSHES-YARDS (NET)											19-70	55-212					
PASSING YDS (NET)											186	255					
Passes Att-Comp-Int											31-16-0	27-19-0					
TOTAL OFFENSE PLAYS-YARDS											50-256	82-467					
Fumble Returns-Yards											0-0	0-0					
Punt Returns-Yards											3-9	2-3					
Kickoff Returns-Yards											6-83	2-85					
Interception Returns-Yards											0-0	0-0					
Punts (Number-Avg)											6-38.7	4-40.0					
Fumbles-Lost											1-0	0-0					
Penalties-Yards											0-0	7-74					
Possession Time											21:04	38:56					
Third-Down Conversions											2 of 10	7 of 18					
Fourth-Down Conversions											0 of 1	4 of 4					
Red-Zone Scores-Chances											1-1	6-6					
Weber State											James Madison						
Rushing											No.	Gain	Loss	Net	TD	Lg	Avg
DAVIS, Josh											13	65	4	61	0	20	4.7
SMITH, Kevin											5	9	2	7	0	4	1.4
CONSTANTINE, J.											1	2	0	2	0	2	2.0
Passing											C-A-I	Yds	TD	Long	Sack		
CONSTANTINE, J.											16	31	0	186	2	37	0
Receiving											No.	Yards	TD	Long			
MACPHERSON, Ty											5	83	1	37			
AMES, David											4	24	0	12			
COOLEY, Devon											3	42	0	16			
MALONE, Justin											2	21	0	15			
Punting											No.	Yds	Avg	Long	In20	TB	
LLOYD, Doug											6	232	38.7	42	1	0	
Punt Returns											No.	Yards	TD	Long			
HADLEY, Haze											2	8	0	4			
SCHENCK, Hudson											1	1	0	1			
Kick Returns											No.	Yards	TD	Long			
SCHENCK, Hudson											2	35	0	22			
TUPUOLA, Kawika											2	11	0	9			
Tackles											UA-A	Total	Sacks	TFL			
MORTENSEN, C.											5-8	13	0.0	0.0			
VAEA, Noah											5-7	12	0.0	0.0			
SMITH, Preston											6-3	9	0.0	0.0			
HARRIS, Ja'Kobe											4-2	6	0.0	0.0			
Tackles											UA-A	Total	Sacks	TFL			
Rashad Robinson											3-2	5	0.0	0.0			
D. Tucker-Dorsey											0-5	5	0.0	0.0			
D'Angelo Amos											4-0	4	0.0	1.0			
Wayne Davis											2-2	4	0.0	1.0			
Qtr Time Scoring Play											V-H						
1st 08:24 JMU - Ethan Ratke 32 yd field goal, 12-55 5:37											0 - 3						
02:07 JMU - Riley Stapleton 18 yd pass from Ben DiNucci (Ethan Ratke kick), 11-79 5:02											0 - 10						
2nd 12:19 JMU - Ben DiNucci 1 yd run (Ethan Ratke kick), 9-65 3:56											0 - 17						
01:23 WSU - SMITH, Kevin 2 yd pass from CONSTANTINE, J. (TUTTLE, Trey kick), 5-63 1:55											7 - 17						
00:00 JMU - Riley Stapleton 34 yd pass from Ben DiNucci (Ethan Ratke kick), 8-36 1:11											7 - 24						
3rd 10:03 JMU - Ethan Ratke 37 yd field goal, 11-43 4:51											7 - 27						
4th 04:39 JMU - Ethan Ratke 27 yd field goal, 12-58 7:41											7 - 30						
02:54 WSU - MACPHERSON, Ty 22 yd pass from CONSTANTINE, J. (TUTTLE, Trey kick), 6-67 1:40											14 - 30						



ESPN College GameDay



2015 College GameDay on the Quad

12,000 attendance at College GameDay

Contributed to record Bridgeforth Stadium attendance of 26,069

- 8th time in 309 shows that College GameDay visited a non-FBS site
- 65th different school to host College GameDay
- JMU was the 80th school to appear on GameDay (home or away)
- Harrisonburg was the 73rd city to host College GameDay
- Duke Dog the 53rd different mascot head to be worn by Lee Corso
- TV Rating: 1.4 overnight (1,713,000 television sets)
- Total Audience Reach: 65,833,008
- Total Media Value: \$3.186 million
- Number of Broadcast and Online Mentions: 452
- Number of Social Media Mentions: 67.8 million

2017 College GameDay on the Quad



14,000 attendance at College GameDay

Contributed to attendance of 25,993, second in Bridgeforth Stadium history

- 9th time in 340 shows that College GameDay visited a non-FBS site
- 2nd time College GameDay visited a non-FBS site for a second show
- JMU has now been featured on CGD more than 29 FBS schools (12 have never been featured, 17 have been featured once)
- TV Rating: 1.844 million TV viewers (5th of 15 shows in 2017)
- Total Media Value: \$8.505 million
- Number of Broadcast and Online Mentions: 840
- Number of Social Media Mentions: 194 million



Dukes in the Pros



Dukes in the Pros



Khalid Abdullah (2013-16) - New York Giants, DC Defenders (XFL)

Andrew Ankras (2013-17) - Orlando Apollos (AAF), Washington Redskins, St. Louis BattleHawks (XFL)

Mike Allen (2008-11) - Cleveland Browns

Ron Atkins (1999-00) - New Orleans Saints

David Bailey (1992-95) - Jacksonville Jaguars

Alvin Banks (2003-06) - New York Jets

Marshall Barnes (1982-86) - Dallas Cowboys

Steve Bates (1986-89) - Los Angeles Rams

Tony Booth (1995-98) - Carolina Panthers

Dorian Brooks (2006-09) - Pittsburgh Steelers

Macey Brooks (1993-96) - Dallas Cowboys, Chicago Bears

Daniel Brown (2010-14) - Baltimore Ravens, Chicago Bears, New York Jets

D.J. Bryant (2008-11) - Houston Texans, Tampa Bay Buccaneers, Indianapolis Colts, New York Jets, Baltimore Ravens, Edmonton Eskimos (CFL)

Greg Caldwell (1978-81) - Washington Redskins, Washington Federals (USFL)

Ron'Dell Carter (2017-19) - Dallas Cowboys, Indianapolis Colts

Mike Caussin (2006-09) - Jacksonville Jaguars, Buffalo Bills, Washington Redskins

Mike Cawley (1993-95) - Indianapolis Colts, Atlanta Falcons, Hamilton Tiger-Cats (CFL), Saskatchewan Roughriders (CFL), Buffalo Bills, Calgary Stampeders (CFL)

Gary Clark (1980-83) - Jacksonville Bulls (USFL), Washington Redskins, Arizona Cardinals, Miami Dolphins

Jon Craver (1979-82) - New England Patriots, BC Lions (CFL), Houston Oilers, Cleveland Browns

John Daka (2016-19) - Baltimore Ravens, New York Jets

Kenny Dalton (1982-85) - New England Patriots

Corey Davis (2003-06) - Buffalo Bills

Rashard Davis (2013-16) - Philadelphia Eagles, Oakland Raiders, Kansas City Chiefs, Tennessee Titans

Ben DiNucci (2018-19) - Dallas Cowboys

Isaiah Dotton-Carter (2003-06) - Montreal Alouettes (CFL)

Harry Dunn (2002-05) - Montreal Alouettes (CFL)

Ben Edwards (1981-84) - New Orleans Saints

Lindsay Fleshman (1997-00) - Montreal Alouettes (CFL), Chicago Rush (AFL), Nashville Kats (AFL)

Dion Foxx (1990-93) - Miami Dolphins, Washington Redskins

Nelson Garner (1994-97) - Baltimore Ravens, Edmonton Eskimos (CFL), Albany/Indiana Firebirds (AFL), Arizona Rattlers (AFL), Georgia Force (AFL)

Raven Greene - Green Bay Packers

Arnold Grevious (1983-86) - Denver Broncos

Charles Haley (1982-85) - San Francisco 49ers, Dallas Cowboys

Sage Harold (2011-14) - Kansas City Chiefs, Washington Redskins, Saskatchewan Roughriders (CFL)

Derek Hart (2011-15) - Green Bay Packers

Dimitri Holloway (2015-19) - Ottawa REDBLACKS (CFL)

Clyde Hoy (1978-81) - Arizona Wranglers (USFL)

Ishmael Hyman (2014-17) - Orlando Apollos (AAF), Cleveland Browns, Tampa Bay Buccaneers, Carolina Panthers

Jay Jones (1993-96) - New York Jets, Albany/Indiana Firebirds (AFL)

Leavander Jones (2009-12) - Philadelphia Soul (AFL)

Akeem Jordan (2003-06) - Philadelphia Eagles, Kansas City Chiefs, Washington Redskins, Toronto Argonauts (CFL)

Delvin Joyce (1997-00) - New York Giants, New York Jets

Curtis Keaton (1998-99) - Cincinnati Bengals, New Orleans Saints

Clint Kent (2002-05) - Montreal Alouettes (CFL)

Mitchell Kirsch (2012-16) - Chicago Bears

Brandon Lee (2010-14) - Seattle Seahawks

Vad Lee (2014-15) - Saskatchewan Roughriders (CFL)

Tony LeZotte (2004-07) - Montreal Alouettes (CFL)

Dean Marlowe (2011-14) - Carolina Panthers, Buffalo Bills

Marcus Marshall (2017-18) - Kansas City Chiefs, Tennessee Titans

Warren Marshall (1982-86) - Denver Broncos

Rodney McCarter (2001-04) - Calgary Stampeders (CFL)

Evan McCollough (2005-08) - Tampa Bay Buccaneers, Toronto Argonauts (CFL), Hamilton Tiger-Cats (CFL)

Alfred McGeachy (1984-86) - San Francisco 49ers, Toronto Argonauts (CFL)

Scotty McGee (2006-09) - Jacksonville Jaguars

David McLeod (1990-93) - Arizona Cardinals, Albany Firebirds (AFL), Grand Rapids Rampage (AFL), Carolina Cobras (AFL), Tampa Bay Storm (AFL)

Tony Miller (1984-87) - Atlanta Falcons

Phil Minafeld (2005-06) - Montreal Alouettes (CFL)

Arthur Moats (2006-09) - Buffalo Bills, Pittsburgh Steelers, Arizona Cardinals

Chris Morant (1998-00) - Edmonton Eskimos (CFL), New Orleans VooDoo (AFL)

Jimmy Moreland (2014, 2016-18) - Washington Football Team

Scott Norwood (1978-81) - Birmingham Stallions (USFL), Buffalo Bills

Derick Pack (1999-01) - St. Louis Rams

Nick Paulett (1979, 1981) - Washington Federals (USFL)

Ed Perry (1993-96) - Miami Dolphins

Brandon Polk (2019) - Los Angeles Rams

Justin Rascati (2004-06) - Chicago Bears, Montreal Alouettes (CFL)

Taylor Reynolds (2012-16) - Atlanta Falcons

Stephon Robertson (2009-13) - Montreal Alouettes (CFL)

Dwight Robinson (1991-94) - Toronto Argonauts (CFL)

Demetrius Shambley (2002-05) - Winnipeg Blue Bombers (CFL)

Kenny Sims (1989-92) - San Diego Chargers

J.D. Skolnitsky (2006-08) - Washington Redskins, Indianapolis Colts

Jerame Southern (2000-03) - Calgary Stampeders (CFL)

Jordan Stanton (2009-13) - New York Giants

Dylan Stapleton (2018-19) - Houston Texans

Mickey Stinnett (1981-84) - New England Patriots

Aaron Stinnie - Tennessee Titans, Tampa Bay Buccaneers

Chuck Suppon (2003-06) - Montreal Alouettes (CFL)

Mike Thurman (1978-82) - Dallas Cowboys, Washington Federals (USFL), Tampa Bay Bandits (USFL), Montreal Alouettes (CFL), Edmonton Eskimos (CFL)

Robert Turner (1980-83) - Memphis Showboats (USFL), Calgary Stampeders (CFL)

Earl Watford (2008-12) - Arizona Cardinals, Jacksonville Jaguars, Chicago Bears, Cleveland Browns, Tampa Bay Buccaneers

Josh Wells (2009-13) - Jacksonville Jaguars, Tampa Bay Buccaneers

Neal Wilkinson (1984-87) - Green Bay Packers

Albert Williams (1984-87) - Pittsburgh Steelers


Kelly Wiltshire (1993-95) - Jacksonville Jaguars

Kevin Winston (2003-06) - Montreal Alouettes (CFL)

Shawn Woodson (1984-88) - Minnesota Vikings

Ron Ziolkowski (1980-83) - Detroit Lions, Indianapolis Colts

Hall of Famer Charles Haley



Former football All-American Charles Haley became the first James Madison student-athlete to be enshrined into a major professional hall of fame as he took his rightful place into the Pro Football Hall of Fame on Saturday, August 8, 2015, at Tom Benson Hall of Fame Stadium.

Haley was introduced by Edward DeBartolo, Jr., former owner of the San Francisco 49ers prior to his speech to the capacity crowd in Canton. He was one of eight individuals to join pro football's most exclusive club, as he was accompanied by linebacker Junior Seau, guard Will Shields, running back Jerome Bettis, wide receiver Tim Brown, center Mike Tinglehoff and NFL executives Bill Polian and Ron Wolf.

A four-year letterwinner for the Dukes from 1982-85, he was twice named an Associated Press All-American. As a senior, Haley was named the Richmond Touchdown Club's Defensive Player of the Year and a First Team AP I-AA All-American.

"I am truly blessed," Haley said during his enshrinement speech. "I have played with some of the greatest players in the history of football and I've learned a lot. The one thing I learned from all the guys was unselfish play. Team matters – we need to go back to that. It's not about individuals, it's about team and that's the only way we can have success."

Haley capped off his speech by stating, "When I stepped out on the field, I was determined to be the best every play, not just some plays."

He is JMU's all-time leader in total tackles with 506 and led the Dukes in single-season tackles twice in his career, recording 143 in 1983 and 147 in 1984. Haley had a career-high 22 tackles at Shippensburg during the 1983 season, currently tied for the eighth-highest, single-game total in Madison history. A three-time JMU Defensive MVP, he was also named the JMU Male Athlete of the Year in 1985-86. Haley graduated from JMU in 1987 and in 1999 the athletic department named the Defensive MVP award after him.

Haley became the first player in JMU history selected in the National Football League Draft when he was selected by the San Francisco 49ers in the fourth round of the 1986 draft. He immediately made an impact, playing in 16 games as a rookie, recording 12.0 sacks. He played 12 seasons in the NFL, seven with the 49ers in two different stints and five with the Dallas Cowboys.

He earned five Super Bowl rings (two in San Francisco and three in Dallas), the first of two players in NFL history to have played on five Super Bowl champion teams. A five-time Pro-Bowler and two-time First Team All-Pro selection, Haley finished his career with 100.5 career sacks, including a career-high 16 in 1990, the first year he was honored as an All-Pro. He was also a two-time NFC Defensive Player of the Year and played on 10 division championship squads during his 12-year career.

A native of Gladys, Va., Haley was inducted into the Virginia Sports Hall of Fame in 2006.

The Hall of Fame committee consists of 32 votes of writers from the NFL cities, 13 at-large members and one from the Pro Football Writers of America. Each candidate was required to receive at least 80 percent approval votes from the Committee to be enshrined.



Hall of Famer Charles Haley



Former James Madison All-American Charles Haley was enshrined to the College Football Hall Of Fame on July 15-16 in South Bend, Indiana, becoming the first athlete from a Colonial Athletic Association school and sixth overall to be elected to the Hall, as five coaches were previously enshrined.

Haley was a four year starter at JMU from 1982-85. He was a two-time All-American and a three-time Defensive MVP at Madison. As a senior at JMU, Haley was voted a 1985 Associated Press First-Team I-AA All-American and both the Richmond Touchdown Club and Roanoke Times & World News' State Defensive Player of the Year.

He leads JMU's all-time tackles list with 506, including three seasons of more than 100 tackles, and his 22 tackles at Shippensburg during the 1983 season still ranks as the eighth-highest single-game total in JMU history. He also added three interceptions and 17 quarterback sacks to his total.

In 1986, after his senior season Haley was selected in the fourth round of the NFL Draft by the San Francisco 49ers, as he was the No. 96 pick overall, the highest ever in school history. The first ever JMU player to be drafted into the NFL, Haley went on to become the only player in the league's history to win five Super Bowls, two with the 49ers and three with the Dallas Cowboys.

He was also selected to five Pro Bowls during his career, as well as being a two-time First-Team All-Pro and 1990 NFC Defensive Player of the Year. He finished his professional career with 100.5 sacks, including a career-high 16 in 1990. He had eight fumble recoveries and scored one touchdown in the NFL. He retired in 1999 before becoming an assistant coach for the Detroit Lions.

A 2006 inductee to the Virginia Sports Hall of Fame and a member of the JMU Sports Hall of Fame, the Dallas native has also served as a recruiter for the National Marrow Donor Program.

Haley was enshrined with fellow divisional inductees Dexter Coakley (Appalachian State), Mike Favor (North Dakota State), Mickey Kobrosky (Trinity), Mike Kelly (Dayton), and Bill Manlove (Widener, Delaware Valley, La Salle).

Haley joined an elite list from the CAA to be inducted to the College Football Hall of Fame, joining coaches Lou Holtz (William & Mary), Dick MacPherson (UMass), Dave Nelson (Delaware and Maine), Tubby Raymond (Delaware) and Eddie Robinson (Maine).



JMU Postseason History



2004 National Championship



2004 JMU Results

JMU 62, Lock Haven 7
JMU 17, Villanova 0
West Virginia 45, JMU 10
JMU 31, Hofstra 21
JMU 28, Massachusetts 7
JMU 24, Maine 20
JMU 26, Richmond 20
JMU 41, VMI 10
JMU 20, Delaware 13
William & Mary 27, JMU 24
JMU 31, Towson 17
JMU 14, Lehigh 13
JMU 14, Furman 13
JMU 48, William & Mary 34
JMU 31, Montana 21

National Champions!!! Dukes Defeat Montana 31-21

CHATTANOOGA, Tenn. – National champion.

That's a title that forever will be used with the 2004 JMU football team.

The Dukes earned that distinction Friday at Finley Stadium/Davenport with a 31-21 victory over Montana in the finals of the NCAA Division I-AA playoffs.

The Dukes, as they have for most of the season, used a stingy defense, a strong running game, and good special teams play to post the biggest win in their 33-year football history.

JMU allowed a first-quarter touchdown for the only time during the 2004 season and trailed twice, but the Dukes rallied to dominate the final minutes of the game as they did for most of the season.

JMU went in front to stay 24-21 on a one-yard touchdown run by sophomore tailback Maurice Fenner with 3:25 left in the third quarter, added an insurance score on sophomore quarterback Justin Rascati's six-yard run with eight minutes left in the game, and ran the final 6:14 off the clock after getting an interception from junior cornerback Clint Kent.

The Dukes used 14 straight rushing plays in running out the clock at the end of the game and nine straight rushing plays during the 72-yard drive that put them in front to stay.

JMU ran for 314 yards overall – 257 during the second half – and had a 318-202 overall yardage advantage during the final two periods.

Fenner led JMU's attack with 164 rushing yards on 29 carries and ran for two touchdowns. Sophomore tailback Alvin Banks added 88 rushing yards on 13 carries, and Rascati ran 11 times for 57 yards and two scores. Rascati also hit on 13 of 18 passes for 132 yards and wasn't intercepted.

In addition to the score that put JMU in front to stay, Fenner scored on a one-yard run with 0:16 left in the first quarter to give JMU a 10-7 edge. Rascati ran 11 yards for a touchdown on JMU's first third-quarter series in addition to his fourth-period scoring carry.

"We went into the game planning to throw the ball, but we were making so many yards rushing that we didn't need to throw," said sixth-year JMU coach Mickey Matthews.

"Our league is great; that was Atlantic 10 football in the second half," Matthews added. "Our league is by far the best in the country. Playing in our league really prepared us to play in this environment against Montana. Our guys thought they were going to win."

The victory was JMU's fifth straight overall and its fourth in the playoffs away from home. The Dukes completed the year with a 13-2 record and became the second straight Division I-AA champion from the Atlantic 10 (Delaware was the 2003 playoff winner). No other team previously had advanced to the championship with straight road wins.

JMU's effort off set an outstanding performance by Montana quarterback Craig Ochs, a transfer from Colorado. Ochs completed 29 of 38 passes for 371 yards and three touchdowns, but the Grizzlies had only 44 rushing yards against JMU's defense.



2016 National Championship



2016 JMU Results

JMU 80, Morehead State 7
JMU 56, Central Connecticut 21
North Carolina 56, JMU 28
JMU 31, Maine 20
JMU 43, Delaware 20
JMU 31, William & Mary 24
JMU 42, New Hampshire 39
JMU 84, Rhode Island 7
JMU 47, Richmond 43
JMU 20, Villanova 7
JMU 63, Elon 14
JMU 55, New Hampshire 22
JMU 65, Sam Houston State 7
JMU 27, North Dakota State 17
JMU 28, Youngstown State 14

NATIONAL CHAMPS! JMU Tops Youngstown State 28-14

FRISCO, Texas - James Madison held Youngstown State to 292 total yards on Saturday afternoon and rolled to a 28-14 victory, as the Dukes captured the 2016 NCAA Division I Football Championship, the second title in program history.

The Dukes, who finished the season 14-1 and undefeated against FCS foes, saw their defensive line dominate from start to finish, holding the Penguins (12-4) to just 21 rushing yards after YSU entered the contest averaging 257.5 yards on the ground.

Senior linebacker Gage Steele paced an all-around dominant performance by the JMU defense, racking up six tackles, including five solo stops, a pair of sacks and a pass breakup as the Dukes forced a pair of crucial turnovers in the third quarter to put the game away.

No defensive player had more tackles for the Dukes than junior defensive back Jordan Brown's seven, but nine different players had at least three, while sophomore defensive back Curtis Oliver picked off his second pass of the season and sophomore Darrious Carter scooped up a fumble.

Senior running back Khalid Abdullah ended his career in style, rushing 26 times for 101 yards and a pair of scores for an afternoon that put him atop the JMU record books in career touchdowns, single-season touchdowns and single-season rushing yards.

The Dukes needed just 12 passes to take home the trophy, as junior quarterback Bryan Schor went 7-of-12 for 112 yards with a pair of first-quarter touchdowns to junior tight end Jonathan Kloosterman and senior wide receiver Rashard Davis.

JMU put the Penguins in an early hole, as Abdullah stretched the lead to 21-0 on a 1-yard touchdown plunge with 8:17 to play before halftime, though YSU responded with a touchdown of its own less than five minutes later.

Abdullah scored from two yards out with 10:10 to play in the third quarter for an advantage that proved to be all the Dukes' defense needed, as Youngstown State managed just one more scoring drive that ended with 10 seconds left before the final whistle.

TITLE HISTORY

JMU captured its second NCAA Division I Championship in program history, joining the 2004 team that defeated Montana 31-21 in Chattanooga. The Dukes are the eighth FCS program to earn multiple national titles and the first ever with multiple in the Colonial Athletic Association. JMU ended the five-year national-title run by North Dakota State and became the first CAA national champion since Villanova in 2009.

HOUSTON'S HEIGHTS

Head Coach Mike Houston earned his first career national championship, having finished runner-up in the NCAA Division II title game at Lenoir-Rhyne in 2013. Houston improved to 5-1 all-time in the FCS playoffs, 4-0 at JMU thanks to the 2016 run.

FINAL NUMBERS

- JMU won its 12th game in a row for the longest active streak in FCS football and second-longest in all of Division I behind Alabama (26)
- JMU's 14-1 overall record included a perfect 14-0 mark against FCS opponents and set a new school record for victories
- JMU finished as the nation's leader in scoring margin at +25.5 points per game, second in points per game (46.7) and 16th in points allowed (21.2)
- JMU went 6-0 vs. ranked opponents this season, all during the last seven contests

DEFENSE WINS CHAMPIONSHIPS

JMU finished the season 16th nationally in points allowed after ranking 77th in 2015 in that category. In addition to allowing 21.2 points per game, the Dukes limited opponents to 16.4 points per game over the last eight games and 15 per game in the playoffs, all against ranked teams. Also, 21 of the 60 postseason points allowed came in the final two minutes of games in which the outcome was already decided.



JMU Postseason History

1987 (0-1)

First Round | Huntington, W.Va. | Nov. 28, 1987
Marshall 41, James Madison 12

1991 (1-1)

First Round | Newark, Del. | Nov. 30, 1991
James Madison 42, Delaware 35 (2OT)

Quarterfinals | Harrisonburg, Va. | Dec. 7, 1991
Samford 24, James Madison 21

1994 (1-1)

First Round | Harrisonburg, Va. | Nov. 26, 1994
James Madison 45, Troy State 26

Quarterfinals | Huntington, W.Va. | Dec. 3, 1994
Marshall 28, James Madison 21 (OT)

1995 (0-1)

First Round | Boone, N.C. | Nov. 25, 1995
Appalachian State 31, James Madison 24

1999 (0-1)

First Round | Troy, Ala. | Nov. 27, 1999
Troy State 27, James Madison 7

2004 (0-1)

First Round | Bethlehem, Pa. | Nov. 27, 2004
James Madison 14, Lehigh 13

Quarterfinals | Greenville, S.C. | Dec. 4, 2004
James Madison 14, Furman 13

Semifinals | Williamsburg, Va. | Dec. 10, 2004
James Madison 48, William & Mary 34

Championship | Chattanooga, Tenn. | Dec. 17, 2004
James Madison 31, Montana 21

2006 (0-1)

First Round | Youngstown, Ohio | Nov. 25, 2006
Youngstown State 35, James Madison 31

2007 (0-1)

First Round | Boone, N.C. | Nov. 24, 2007
Appalachian State 28, James Madison 27

2008 (2-1)

First Round | Harrisonburg, Va. | Nov. 29, 2008
James Madison 38, Wofford 35

Quarterfinals | Harrisonburg, Va. | Dec. 6, 2008
James Madison 31, Villanova 27

Semifinals | Harrisonburg, Va. | Dec. 12, 2008
Montana 35, James Madison 27

2011 (1-1)

First Round | Richmond, Ky. | Nov. 26, 2011
James Madison 20, Eastern Kentucky 17

Second Round | Fargo, N.D. | Dec. 3, 2011
North Dakota State 26, James Madison 14

2014 (0-1)

First Round | Harrisonburg, Va. | Nov. 29, 2014
Liberty 26, James Madison 21

2015 (0-1)

Second Round | Harrisonburg, Va. | Dec. 5, 2015
Colgate 44, James Madison 38

2016 (4-0)

Second Round | Harrisonburg, Va. | Dec. 3, 2016
James Madison 55, New Hampshire 22

Quarterfinals | Harrisonburg, Va. | Dec. 9, 2016
James Madison 65, Sam Houston State 7

Semifinals | Fargo, N.D. | Dec. 16, 2016
James Madison 27, North Dakota State 17

Championship | Frisco, Texas | Jan. 7, 2017
James Madison 28, Youngstown State 14

2017 (3-1)

Second Round | Harrisonburg, Va. | Dec. 2, 2017
James Madison 26, Stony Brook 7

Quarterfinals | Harrisonburg, Va. | Dec. 8, 2017
James Madison 31, Weber State 28

Semifinals | Harrisonburg, Va. | Dec. 16, 2017
James Madison 51, South Dakota State 16

Championship | Frisco, Texas | Jan. 6, 2018
North Dakota State 17, James Madison 13

2018 (1-1)

First Round | Harrisonburg, Va. | Nov. 24, 2018
James Madison 20, Delaware 6

Second Round | Hamilton, N.Y. | Dec. 1, 2018
Colgate 23, James Madison 20

2019 (3-1)

Second Round | Harrisonburg, Va. | Dec. 7, 2019
James Madison 66, Monmouth 21

Quarterfinals | Harrisonburg, Va. | Dec. 13, 2019
James Madison 17, Northern Iowa 0

Semifinals | Harrisonburg, Va. | Dec. 21, 2019
James Madison 30, Weber State 14

Championship | Frisco, Texas | Jan. 11, 2020
North Dakota State 28, James Madison 20

Key Dates in JMU Football History



Key Dates in JMU Football History

July 17, 1972 - Athletic Director Dean Ehlers announced that JMU would start football in 1972 and named Challace McMillin head coach.

Oct. 7, 1972 - JMU played its first football game, losing 6-0 to Shepherd's junior varsity team on what is now a practice field adjacent to Godwin Hall.

Sept. 22, 1973 - JMU won its first game, a 34-8 triumph over Anne Arundel Community College, held at Harrisonburg High School.

Sept. 21, 1974 - JMU began its first varsity season with a 24-22 win at Washington and Lee.

Oct. 12, 1974 - JMU defeated Bridgewater 41-13 in the first game ever at Bridgeforth Stadium.

1975 Season - JMU finished 9-0-1 with a season-opening scoreless tie at Glenville (W.Va.), its only non win of the season. JMU won the Virginia College Athletic Association title and won seven straight games by seven points or fewer.

Sept. 18, 1976 - JMU beat Towson 28-26 at home, raising its record to 3-0 and its winning streak to 12 games, earning a tie for first place with C.W. Post in the NCAA Division III poll.

Sept. 25, 1976 - JMU played in the first Division III regular-season game televised by a major network (ABC), falling 21-14 at Hampden-Sydney.

Oct. 16, 1976 - JMU won 17-12 at Davidson, marking the program's first win against a Division I opponent.

Oct. 14, 1978 - JMU's Board of Visitors unanimously approved moving football to Division I.

Nov. 11, 1978 - JMU won 42-12 at Emory and Henry to finish the year 8-2 and ranked ninth nationally in Division III.

Dec. 18, 1978 - JMU announced it would offer 25 scholarships in 1979. Quarterback Frankie Walker and fullback Joe Curro, transfers from Lees-McRae College, were the team's first scholarship signees on Jan. 17, 1979.

1982 Season - JMU finished 8-3 and appeared in the Division I-AA top-20 poll for seven straight weeks, ranking as high as ninth at the midway point of the season.

Sept. 18, 1982 - JMU earned its first win over a I-A opponent, defeating Virginia 21-17 in Charlottesville.

Jan. 4, 1984 - Wide receiver Gary Clark became JMU's first player to be drafted to a professional football team, going as the sixth overall pick to Jacksonville in the United States Football League Draft.

Dec. 20, 1984 - Joe Purzycki became JMU's second head coach, replacing Challace McMillin.

April 29, 1986 - Linebacker Charles Haley, JMU's first Division I-AA First Team All-American, became the first Duke to be selected in the National Football League Draft, going in the fourth round to San Francisco.

1987 Season - JMU turned in its best record to date during the scholarship era, going 9-3 and reaching the NCAA Division I-AA playoffs for the first time. JMU was nationally ranked for nine straight weeks, ranking as high as third.

Dec. 14, 1990 - Rip Scherer became JMU's third head coach, replacing Joe Purzycki.

1991 Season - JMU reached the second round of the NCAA Division I-AA playoffs for the first time, finishing 9-4 on the year. They were nationally ranked for nine straight weeks and beat four ranked teams, including three on the road.

1993 Season - JMU first played in the Yankee Conference after joining the league in 1991.

1994 Season - JMU set a team record for wins to that point, at 10-3, and reached the second round of the NCAA Division I-AA playoffs for the second time. JMU was nationally ranked for 10 of last 11 weeks and beat four of five ranked teams it faced.

Jan. 23, 1995 - Alex Wood became JMU's fourth head coach, replacing Rip Scherer, who took the head coaching job at Memphis.

1995 Season - The 8-4 Dukes returned to the playoffs for the second straight season and were ranked in every poll during the season by The Sports Network.

1997 Season - The Atlantic 10 Football Conference assumed the operations of the Yankee Conference.

March 19, 1999 - Mickey Matthews became JMU's fifth head coach, replacing Alex Wood, who resigned to take an assistant job with the Minnesota Vikings.

1999 Season - JMU won its first Division I conference crown, tying for first in the Atlantic 10. Mickey Matthews was named Division I-AA Coach of the Year by The Sports Network and Curtis Keaton was drafted to the NFL in the fourth round by Cincinnati. Keaton was A-10 Offensive Player of the Year while Chris Morant was Defensive Player of the Year.

2000 Season - Delvin Joyce became the first Division I-AA player to reach 1,000 career yards in rushing (1,260), receiving (1,009), kickoff returns (1,902) and punt returns (1,488).

2001 Season - Derrick Lloyd won the Buck Buchanan Award, recognizing the Division I-AA's top defensive player.

June 6, 2003 - JMU broke ground on the Robert and Frances Plecker Athletic Performance Facility, adjacent to Bridgeforth Stadium.

Dec. 17, 2004 - JMU won the NCAA Division I-AA national title, beating Montana 31-21 in Chattanooga, Tenn. The 13-2 Dukes set a team record for wins and became the first I-AA team to win three road playoff games in the same season. Mickey Matthews was named Division I-AA Coach of the Year by the American Football Coaches Association.

2006 Season - The 9-4 Dukes made their second playoff appearance in three seasons, and held national rankings in every poll by The Sports Network, including a top-10 ranking in the final seven polls.

2007 Season - The Colonial Athletic Association assumed the operations of the Atlantic 10 Football Conference. JMU went 8-4 and made its third NCAA appearance in four seasons, ranking in every poll by both The Sports Network and FCS coaches.

2008 Season - JMU won the CAA title, going 8-0 in conference play, and was the top seed for the NCAA FCS playoffs, finishing 12-2. It was JMU's fourth postseason appearance in five years and Mickey Matthews was named National Coach of the Year by The Sports Network and Liberty Mutual.

Sept. 11, 2010 - JMU stunned No. 13 Virginia Tech 21-16 in Blacksburg, Va., outscoring the Hokies 14-3 in the second half. Drew Dudzik rushed for two touchdowns and threw for a third as the Dukes knocked off the preseason ACC favorites in the second-ever upset of a ranked FBS team by an FCS opponent.

July 16, 2011 - Charles Haley became the first JMU and CAA player to ever be enshrined to the College Football Hall of Fame.

Dec. 20, 2013 - Everett Withers became JMU's sixth head coach, replacing Mickey Matthews.

2014 Season - JMU broke nearly every passing record in program history, going 9-4 to return to the FCS playoffs for the first time since 2011. JMU won its final seven games of the regular season.

Aug. 8, 2015 - Charles Haley became JMU's first player to be enshrined to the Pro Football Hall of Fame.

Sept. 26, 2015 - Vad Lee was the first Division I (FCS or FBS) player to pass and rush for 275 yards in the same game, leading JMU to a 48-45 win at FBS foe SMU.

Oct. 24, 2015 - ESPN College GameDay came to James Madison's campus, broadcasting live from the Quad and Wilson Hall. The Dukes broke the Bridgeforth Stadium attendance record (26,069) for Homecoming against Richmond.

Jan. 18, 2016 - Mike Houston became JMU's seventh head coach, replacing Everett Withers.

Oct. 29, 2016 - JMU scored a program-record 84 points in Homecoming win against Rhode Island.

Dec. 9, 2016 - JMU produced second-largest margin of victory in FCS playoff history with 65-7 victory against previously undefeated Sam Houston State, which was ranked #1 in both major FCS polls.

Dec. 16, 2016 - JMU ended North Dakota State's five-year reign as national champion with a 27-17 win in Fargo, N.D., in the FCS semifinals.

Jan. 7, 2017 - JMU defeats Youngstown State, 28-14, to win program's second national championship in Frisco, Texas.

Oct. 14, 2017 - ESPN College GameDay returned to JMU's campus for its second nationally-televised broadcast from the Quad and Wilson Hall. The Dukes saw more than 14,000 fans attend the show, followed by a victory that afternoon against Villanova.

Dec. 8, 2017 - JMU set a FCS playoff record by forcing 10 turnovers in its 51-16 victory against South Dakota State in the national semifinals.

Sept. 29, 2018 - JMU registered its largest road win in school history with a 63-10 victory at Richmond.

Dec. 14, 2018 - Curt Cignetti became JMU's eighth head coach, replacing Mike Houston.

Dec. 13, 2019 - JMU produced its first postseason shutout, claiming a 17-0 win against Northern Iowa in the FCS quarterfinals. The Dukes held UNI to only 114 yards and zero rushing - both program postseason records.

All-Time Results, Awards & Records



All-Time Results

1972: 0-4-1

10/7	Shepherd JV	L, 0-6
10/14	@Salisbury State	L, 0-55
10/27	@Hampden-Sydney JV	T, 0-0
11/4	Fork Union Military	L, 0-45
11/11	Hargrave Military	L, 0-34

0-140

1973: 4-5

9/22	Anne Arundel C.C.	W, 34-8
9/28	Hampden-Sydney JV	L, 14-17
10/6	@Hargrave Military	W, 16-6
10/13	Salisbury State	L, 7-42
10/20	Shepherd JV	W, 23-10
10/27	Massanutten Military	L, 6-17
11/3	@Fork Union Military	L, 20-24
11/10	@Staunton Military	L, 29-41
11/17	@Gallaudet	W, 40-12

189-176

1974: 6-4 (3-2 VCAA)

9/21	@Washington & Lee *	W, 24-22
9/28	@Hampden-Sydney *	L, 0-35
10/5	@Shepherd	W, 22-11
10/12	Bridgewater *	W, 41-13
10/19	Frostburg State	L, 17-27
10/26	Emory & Henry * #	W, 34-14
11/2	@Randolph-Macon *	L, 24-29
11/9	@Salisbury State	W, 20-17
11/16	Gallaudet	W, 75-15
11/22	Shippensburg	L, 7-21

264-204

1975: 9-0-1 (5-0 VCAA)

VCAA Champion

9/13	@Glenville State	T, 0-0
9/20	Washington & Lee *	W, 21-16
9/27	Hampden-Sydney *	W, 3-0
10/4	Shepherd	W, 13-7
10/11	@Bridgewater *	W, 10-7
10/18	@Frostburg State	W, 21-20
10/25	@Emory & Henry *	W, 7-0
11/1	Randolph-Macon * #	W, 12-7
11/8	Salisbury State	W, 24-15
11/15	@Shippensburg	W, 14-3

125-75

1976: 7-4

9/4	Glenville State	W, 30-14
9/11	@Emory & Henry	W, 26-20
9/18	Towson	W, 28-26
9/25	@Hampden-Sydney	L, 14-21
10/2	@Shepherd	L, 0-6
10/9	California (Pa.)	W, 35-17
10/16	@Davidson	W, 17-12
10/23	Frostburg State #	W, 44-7
10/30	@Randolph-Macon	L, 0-18
11/6	@Salisbury State	W, 38-36
11/13	Shippensburg	L, 17-21

249-198

1977: 5-5

9/10	Emory & Henry	W, 7-3
9/17	@Towson	L, 7-13
9/24	Hampden-Sydney	W, 17-14
10/1	Shepherd	L, 0-10
10/8	@Mars Hill	L, 7-30
10/15	Salisbury State	W, 42-27
10/22	@Frostburg State	W, 18-0
10/29	Randolph-Macon #	W, 28-0
11/5	@Guilford	L, 0-16
11/12	@Shippensburg	L, 20-59

146-172

1978: 8-2

9/9	Washington & Lee	W, 49-7
9/16	Towson	W, 21-14
9/23	@Hampden-Sydney	W, 21-16
9/30	Mars Hill	W, 24-14
10/7	@Salisbury State	L, 9-13
10/14	@William & Mary	L, 7-32
10/21	Frostburg State #	W, 28-6
10/28	@Randolph-Macon	W, 21-10
11/4	Shippensburg	W, 14-0
11/11	@Emory & Henry	W, 42-12

236-124

1979: 4-6

9/1	Austin Peay	L, 6-10
9/8	@East Tennessee State	L, 0-31
9/15	@Towson	L, 8-18
9/22	Hampden-Sydney	W, 17-0
9/29	@Dayton	L, 15-35
10/6	@William & Mary	L, 0-33
10/13	@Virginia	L, 9-69
10/27	Randolph-Macon #	W, 54-0
11/3	@Shippensburg	W, 10-7
11/10	Morehead State	W, 16-3

135-206

1980: 4-6

9/6	Appalachian State	L, 6-34
9/13	@Morehead State	L, 18-21
9/20	@Austin Peay	L, 3-21
9/27	@Virginia Tech	L, 6-38
10/4	@U.S. Merchant Marine	W, 20-6
10/11	Liberty	W, 30-14
10/25	Wofford	W, 3-0
11/1	@Lehigh	L, 14-31
11/8	East Tennessee State #	L, 23-28
11/15	Shippensburg	W, 19-14

142-207

1981: 3-8

9/12	@Appalachian State	L, 0-45
9/19	Austin Peay	L, 7-13
9/26	@Liberty	W, 36-14
10/3	@Richmond	L, 7-24
10/10	C.W. Post	L, 36-37
10/17	Furman	L, 14-30
10/24	Hampton	L, 15-17
10/31	@William & Mary	L, 19-31
11/7	Towson #	W, 20-7
11/14	@Shippensburg	L, 27-33
11/21	@East Tennessee State	W, 17-14

198-265

1982: 8-3

9/4	New Hampshire	L, 6-28
9/11	Appalachian State	W, 39-35
9/18	@Virginia	W, 21-17
9/25	East Tennessee State	W, 15-10
10/2	@Davidson	W, 35-7
10/16	@VMI	L, 7-35
10/23	William & Mary #	W, 24-18
10/30	@C.W. Post	W, 32-16
11/6	@Furman	L, 10-17
11/13	Shippensburg	W, 52-22
11/20	@Towson	W, 42-24

283-229

1983: 3-8

9/10	@Appalachian State	W, 24-20
9/17	@Virginia	L, 14-21
9/24	Liberty	W, 44-35
10/1	Davidson #	W, 50-0
10/8	@Delaware State	L, 28-38
10/15	@William & Mary	L, 21-24
10/22	Lafayette	L, 14-31
10/29	Delaware	L, 23-26
11/5	@Richmond	L, 0-32
11/12	@Shippensburg	L, 9-29
11/19	Towson	L, 3-10

230-266

1984: 6-5

9/1	Richmond	L, 12-43
9/8	@Delaware	L, 3-32
9/15	@Morehead State	W, 38-28
9/22	@Liberty	W, 52-43
9/29	William & Mary	L, 10-20
10/6	Delaware State	W, 20-19
10/13	@Davidson	W, 28-7
10/20	Northeastern #	L, 6-9
10/27	East Tennessee State	L, 6-9
11/10	VMI	W, 21-17
11/17	@Towson	W, 24-14

220-241

1985: 5-6

9/7	@East Tennessee State	W, 14-9
9/14	Morehead State	W, 35-14
9/21	Liberty	L, 3-9
9/28	@William & Mary	L, 14-31
10/5	vs. Richmond ^	L, 15-38
10/12	@Lafayette	L, 13-20
10/19	@Appalachian State	L, 0-36
10/26	Davidson	W, 28-0
11/2	Georgia Southern #	W, 21-6
11/9	@VMI	L, 7-14
11/23	Towson	W, 13-0

163-177

(^ - Norfolk, Va., Oyster Bowl)

1986: 5-5-1

9/6	Massachusetts	L, 14-16
9/13	@Morehead State	L, 24-27
9/20	@Liberty	L, 7-17
9/27	VMI	W, 39-7
10/4	St. Paul's	W, 62-0
10/18	Appalachian State #	L, 20-21
10/25	William & Mary	W, 42-33
11/1	@Northeastern	W, 15-2
11/8	East Tennessee State	W, 34-3
11/15	@Georgia Southern	L, 35-45
11/22	@Towson	T, 7-7

299-178

1987: 9-3

NCAA Playoffs

9/5	Rhode Island	W, 38-0
9/12	@Appalachian State	L, 10-17
9/19	Morehead State	W, 44-10
9/26	@Massachusetts	W, 21-15
10/10	Richmond	W, 41-3
10/17	@VMI	W, 20-17
10/24	@William & Mary	W, 28-22
10/31	Towson #	W, 21-19
11/7	@Georgia Southern	L, 7-26
11/14	Northeastern	W, 13-3
11/21	@East Tennessee State	W, 28-24
11/28	@Marshall +	L, 12-41

283-197

1988: 5-6

9/3	@Navy	L, 14-27
9/10	Appalachian State	L, 14-17
9/17	@Boston	W, 23-13
9/24	William & Mary	L, 3-10
10/1	Liberty	W, 31-28
10/15	@Northeastern	W, 29-13
10/22	VMI	W, 37-0
10/29	@Towson	L, 6-34
11/5	Georgia Southern #	L, 13-27
11/12	@Richmond	W, 25-13
11/19	@Virginia Tech	L, 6-27

201-209

1989: 5-4-1

9/2	Bloomsburg	W, 48-3
9/9	@Massachusetts	T, 28-28
9/16	Richmond	W, 31-0
9/23	@Appalachian State	L, 14-23
9/30	@Liberty	L, 14-19
10/14	Towson	W, 41-6
10/21	VMI	W, 25-0
10/28	@Navy	W, 24-20
11/4	Georgia Southern #	L, 21-36
11/11	@William & Mary	L, 21-24

267-159

1990: 5-6

9/8	Liberty	L, 19-22
9/15	@VMI	L, 21-24
9/22	@Richmond	W, 29-0
9/29	Newberry	W, 52-7
10/6	Northeastern #	W, 21-0
10/13	@Towson	W, 21-14
10/20	Youngstown State	L, 15-31
10/27	@Navy	W, 16-7
11/3	@Georgia Southern	L, 13-31
11/10	William & Mary	L, 21-31
11/17	Appalachian State	L, 0-24

228-191

1991: 9-4

NCAA Playoffs

8/31	@Virginia Tech	L, 12-41
9/7	Central Florida	W, 49-31
9/21	@Appalachian State	W, 31-8
9/28	@William & Mary	W, 29-28
10/5	Massachusetts	W, 24-7
10/12	Towson	W, 55-31
10/19	Georgia Southern	L, 21-24
10/26	Richmond #	W, 47-42
11/2	@Liberty	W, 35-34
11/9	@Youngstown State	L, 21-28
11/23	@Northeastern	W, 27-10
11/30	@Delaware +	W, 42-35 (2OT)
12/7	Samford +	L, 21-24

414-343

1992: 4-7

9/5	@Virginia Tech	L, 20-49
9/12	@Richmond	L, 40-49
9/19	Hofstra	W, 38-6
9/26	@Youngstown State	W, 52-49
10/3	Northeastern #	W, 35-34
10/10	Appalachian State	L, 21-27
10/17	@Georgia Southern	L, 17-24
10/24	@Towson	L, 21-28
10/31	William & Mary	W, 21-14
11/7	Liberty	L, 31-34
11/14	@Central Florida	L, 37-41

333-355

All-Time Results

1993: 6-5 (4-4 Yankee)

9/4	Lock Haven	W, 55-3
9/11	Richmond *	L, 13-20
9/18	@Connecticut *	L, 34-45
9/25	Jacksonville State	W, 35-14
10/2	@Massachusetts	L, 10-33
10/9	Delaware * #	W, 42-38
10/16	New Hampshire *	W, 45-21
10/30	@William & Mary *	L, 26-31
11/6	@Northeastern *	W, 52-21
11/13	@Villanova *	W, 42-3
11/20	Boston *	L, 21-24
		375-253

1994: 10-3 (6-2 Yankee)

NCAA Playoffs

Lambert Cup Champion

9/3	Buffalo	W, 35-0
9/10	Middle Tennessee St.	W, 24-22
9/17	@New Hampshire *	L, 24-27
10/1	@Boston *	W, 24-21
10/8	@Delaware *	W, 30-10
10/15	Villanova *	W, 31-23
10/22	William & Mary * #	W, 33-7
10/29	@Richmond *	W, 29-16
11/5	@VMI	W, 38-15
11/12	Connecticut *	W, 48-20
11/19	Northeastern *	L, 6-9 (OT)
11/26	Troy State +	W, 45-26
12/3	@Marshall +	L, 21-28 (OT)
		388-224

1995: 8-4 (6-2 Yankee)

NCAA Playoffs

9/2	Morgan State	W, 76-7
9/9	@William & Mary *	W, 24-17
9/16	McNeese State	L, 24-30
9/23	@Villanova *	W, 28-27 (OT)
9/30	@Maine *	W, 21-17
10/7	Boston *	W, 38-31
10/14	@New Hampshire	W, 23-19
10/21	Delaware * #	L, 19-48
10/28	Richmond *	L, 33-34
11/4	@Northeastern *	W, 27-13
11/11	Connecticut *	W, 24-16
11/25	@Appalachian State +	L, 24-31
		361-290

1996: 7-4 (5-3 Yankee)

9/7	Shippensburg	W, 30-0
9/14	@McNeese State	W, 24-10
9/21	@Boston *	W, 38-7
9/28	New Hampshire	L, 22-39
10/5	Maine * #	W, 31-7
10/12	William & Mary *	W, 26-21
10/19	@Richmond *	W, 31-27
10/26	@Delaware *	L, 13-27
11/2	Northeastern *	L, 7-31
11/9	@Connecticut *	W, 14-6
11/16	Villanova *	L, 23-40
		259-215

1997: 5-6 (3-5 Atlantic 10)

9/6	@Ball State	L, 6-24
9/13	East Tennessee State	W, 32-27
9/20	Massachusetts *	W, 13-10
9/27	@Maine *	W, 24-22
10/4	@Villanova *	L, 17-49
10/11	@William & Mary *	L, 25-38
10/18	Delaware * #	L, 27-49
10/25	Richmond *	L, 21-26
11/8	@Northeastern *	L, 17-41
11/15	Rhode Island *	W, 39-37 (3OT)
11/22	Boston	W, 31-14
		252-337

1998: 3-8 (2-6 Atlantic 10)

9/5	@Maryland	L, 15-23
9/12	Hofstra	L, 24-37
9/19	Villanova *	L, 30-34
9/26	Elon	W, 19-12
10/3	@Richmond *	L, 7-28
10/10	@Massachusetts *	L, 26-28
10/17	William & Mary * #	L, 12-24
10/24	Maine *	W, 34-28
10/31	@Rhode Island *	L, 21-28
11/7	Northeastern *	W, 31-17
11/21	@Delaware *	L, 14-28
		233-287

1999: 8-4 (7-1 Atlantic 10)

NCAA Playoffs

Atlantic 10 Co-Champion

9/4	@Virginia Tech	L, 0-47
9/11	Northeastern *	W, 29-21
9/18	@New Hampshire *	W, 35-28
9/25	Delaware *	W, 21-7
10/2	@Villanova *	W, 23-20
10/16	@William & Mary *	W, 30-20
10/23	Connecticut * #	W, 48-14
10/30	South Florida	W, 13-3
11/6	@Maine *	L, 20-26
11/13	Richmond *	W, 31-13
11/20	@Hofstra	L, 16-34
11/27	@Troy State +	L, 7-27
		273-260

2000: 6-5 (4-4 Atlantic 10)

9/2	Lock Haven	W, 72-0
9/9	Liberty	W, 38-7
9/16	@South Florida	L, 7-26
9/30	New Hampshire *	W, 24-13
10/7	Villanova * #	W, 57-23
10/14	@Rhode Island *	L, 6-7
10/21	William & Mary *	W, 28-14
10/28	@Delaware *	L, 14-33
11/4	Maine *	W, 22-7
11/11	@Richmond *	L, 2-21
11/18	@Northeastern *	L, 30-34
		300-185

2001: 2-9 (0-9 Atlantic 10)

9/1	Elon	W, 42-21
9/8	@New Hampshire *	L, 19-26
9/22	Rhode Island *	L, 12-16
9/29	@Maine *	L, 3-13
10/6	@Villanova *	L, 44-45 (2OT)
10/13	Richmond *	L, 17-20
10/20	@Massachusetts *	L, 20-43
11/3	Delaware * #	L, 3-28
11/10	@William & Mary *	L, 10-17
11/17	Northeastern *	L, 17-24
11/23	@Liberty	W, 14-7
		201-260

2002: 5-7 (3-6 Atlantic 10)

8/31	Hampton	L, 28-31
9/7	New Hampshire *	W, 20-14
9/14	Florida Atlantic	W, 16-13
9/21	@Hofstra *	W, 24-21 (2OT)
9/28	Villanova *	L, 26-30
10/5	Maine *	L, 6-17
10/12	@Delaware *	L, 10-23
10/19	@Richmond *	L, 0-26
10/26	Massachusetts * #	L, 7-14
11/2	@Rhode Island	W, 15-11
11/16	William & Mary *	W, 34-31 (OT)
11/23	@Northeastern *	L, 10-41
		196-272

2003: 6-6 (4-5 Atlantic 10)

8/30	Liberty	W, 48-6
9/6	@Virginia Tech	L, 0-43
9/20	Hofstra *	W, 23-20
9/27	@Massachusetts *	L, 26-31
10/4	@Villanova *	L, 14-38
10/11	Richmond * #	W, 34-14
10/18	@William & Mary *	W, 24-17
10/25	@Maine *	L, 13-20
11/1	Rhode Island *	W, 39-27
11/8	@New Hampshire *	L, 17-20
11/15	Charleston Southern	W, 45-7
11/22	Northeastern *	L, 24-41
		307-284

2004: 13-2 (7-1 Atlantic 10)

NCAA Division I-AA Champion

Lambert Cup Champion

ECAC Division I-AA Team of the Year

Atlantic 10 Tri-Champion

9/4	Lock Haven	W, 62-7
9/18	@Villanova *	W, 17-0
9/25	@West Virginia	L, 10-45
10/2	Hofstra *	W, 31-21
10/9	Massachusetts *	W, 28-7
10/16	@Maine *	W, 24-20
10/23	@Richmond *	W, 26-20
10/30	VMI #	W, 41-13
11/6	Delaware *	W, 20-13
11/13	William & Mary *	L, 24-27
11/20	@Towson *	W, 31-17
11/27	@Lehigh +	W, 14-13
12/4	@Furman +	W, 14-13
12/10	@William & Mary +	W, 48-34
12/17	vs. Montana + ^	W, 31-21
		421-268

^ - Finley Stadium - Chattanooga, Tenn.

2005: 7-4 (5-3 Atlantic 10)

9/3	Lock Haven	W, 56-0
9/10	@Coastal Carolina	L, 27-31
9/17	Delaware State	W, 65-7
10/1	@Hofstra *	W, 42-10
10/8	Maine *	W, 38-2
10/15	@Massachusetts *	L, 7-10
10/22	@Delaware *	L, 28-34
10/29	Richmond * #	L, 15-18
11/5	@William & Mary *	W, 30-29
11/12	Villanova *	W, 28-13
11/19	Towson *	W, 55-14
		391-168

2006: 9-3 (7-1 Atlantic 10)

NCAA Playoffs

9/2	Bloomsburg	W, 14-3
9/9	@Appalachian State	L, 10-21
9/23	Northeastern *	W, 52-14
9/30	@VMI	W, 45-7
10/7	Rhode Island *	W, 35-23
10/14	@New Hampshire *	W, 42-23
10/21	William & Mary * #	W, 31-17
10/28	@Richmond *	W, 27-10
11/4	Delaware *	W, 44-24
11/11	@Villanova *	L, 20-21
11/18	@Towson *	W, 38-3
11/25	@Youngstown State +	L, 31-35
		389-201

2007: 8-4 (6-2 CAA)

NCAA Playoffs

9/1	@North Carolina	L, 14-37
9/8	New Hampshire *	W, 41-24
9/15	VMI	W, 45-17
9/22	Coastal Carolina	W, 45-10
9/29	Villanova *	W, 35-7
10/6	@Northeastern *	W, 21-14
10/13	@Rhode Island *	W, 44-27
10/27	Richmond * #	L, 16-17
11/3	@Delaware *	L, 34-37
11/10	@William & Mary *	W, 55-34
11/17	Towson *	W, 23-12
11/24	@Appalachian State +	L, 27-28
		400-265

2008: 12-2 (8-0 CAA)

NCAA Playoffs

ECAC FCS Team of the Year

CAA Champion

8/30	@Duke	L, 7-31
9/6	N.C. Central	W, 56-7
9/13	Massachusetts *	W, 52-38
9/20	Appalachian State	W, 35-32
9/27	@Maine *	W, 24-10
10/4	Hofstra *	W, 56-0
10/11	@Richmond *	W, 38-31
10/25	@Villanova *	W, 23-19
11/1	Delaware * #	W, 41-7
11/15	William & Mary *	W, 48-24
11/22	@Towson *	W, 58-27
11/29	Wofford +	W, 38-35
12/6	Villanova +	W, 31-27
12/12	Montana +	L, 27-35
		524-323

2009: 6-5 (4-4 CAA)

9/12	@Maryland	L, 35-38 (OT)
9/19	VMI	W, 44-16
9/26	@Liberty	W, 24-10
10/3	@Hofstra *	L, 17-24
10/10	Richmond *	L, 17-21
10/17	Villanova * #	L, 0-27
10/24	@William & Mary *	L, 3-24
10/31	@Delaware *	W, 20-8
11/7	Maine *	W, 20-14
11/14	@Massachusetts *	W, 17-14
11/21	Towson *	W, 43-12
		242-208

All-Time Results

2010: 6-5 (3-5 CAA)

9/4	Morehead State	W, 48-7
9/11	@ Virginia Tech	W, 21-16
9/25	Liberty	W, 10-3
10/2	Delaware *	L, 10-13
10/9	@ Towson *	W, 17-13
10/16	New Hampshire * #	L, 14-28
10/23	@ Villanova *	L, 7-14
10/30	Massachusetts *	L, 14-21
11/6	@ Richmond *	L, 10-13 (OT)
11/13	William & Mary *	W, 30-24
11/20	@ Maine *	W, 14-10
		195-162

2011: 8-5 (5-3 CAA)

NCAA Playoffs

9/3	@ North Carolina	L, 10-42
9/10	Central Connecticut St.	W, 14-9
9/17	@ Liberty	W, 27-24
9/14	@ William & Mary *	W, 20-14
10/1	Richmond * #	W, 31-7
10/8	Maine *	L, 24-25 (OT)
10/15	Villanova *	W, 34-10
10/29	@ Old Dominion *	L, 20-23
11/5	@ New Hampshire *	L, 10-28
11/12	Rhode Island *	W, 31-13
11/19	@ Massachusetts *	W, 34-17
11/26	@ Eastern Kentucky +	W, 20-17
12/3	@ North Dakota St. +	L, 14-26
		289-255

2012: 7-4 (5-3 CAA)

9/1	Saint Francis (Pa.)	W, 55-7
9/8	Alcorn State	W, 42-3
9/15	vs. West Virginia ^	L, 12-42
9/22	@ Rhode Island *	W, 32-7
10/6	Towson *	W, 13-10
10/13	William & Mary *	W, 27-26 (2OT)
10/20	@ Richmond	L, 29-35
10/27	Georgia State * #	W, 28-21
11/3	@ Maine *	W, 31-7
11/10	@ Villanova *	L, 20-35
11/17	Old Dominion *	L, 28-38
		317-231

^ - FedEx Field - Washington, D.C.

2013: 6-6 (3-5 CAA)

8/31	Central Conn. St.	W, 38-14
9/7	@ Akron	L, 33-35
9/14	St. Francis (Pa.)	W, 24-20
9/21	Charlotte	W, 34-7
9/28	@ Delaware *	L, 22-29
10/5	Albany *	W, 40-13
10/12	Richmond *	W, 38-31
10/26	@ William & Mary *	L, 7-17
11/2	Villanova * #	W, 31-21
11/9	@ New Hampshire *	L, 17-33
11/16	Stony Brook *	L, 38-41
11/23	@ Towson *	L, 17-28
		339-289

2014: 9-4 (6-2 CAA)

NCAA Playoffs

8/30	@ Maryland	L, 7-52
9/6	@ Lehigh	W, 31-28
9/13	St. Francis (Pa.)	W, 38-22
9/20	@ Villanova *	L, 31-49
9/27	Delaware *	L, 23-30 (OT)
10/4	@ Albany *	W, 31-28
10/11	Towson *	W, 62-7
10/25	@ Charlotte	W, 48-40
11/1	William & Mary * #	W, 31-24
11/8	@ Stony Brook *	W, 27-24
11/15	@ Richmond *	W, 55-20
11/22	Elon *	W, 59-27
11/29	Liberty +	L, 21-26
		464-377

2015: 9-3 (6-2 CAA)

NCAA Playoffs

CAA Champion

9/5	Morehead State	W, 56-7
9/12	Lehigh	W, 55-17
9/19	Albany *	W, 42-28
9/26	@ SMU	W, 48-45
10/3	Stony Brook *	W, 38-20
10/10	@ Towson *	W, 51-30
10/17	@ Elon *	W, 51-0
10/24	Richmond * #	L, 49-59
10/31	@ William & Mary *	L, 41-44
11/14	@ Delaware *	W, 24-21
11/21	Villanova *	W, 38-29
12/5	Colgate +	L, 38-44
		531-344

2016: 14-1 (8-0 CAA)

NCAA Division I Champion

Lambert Cup Champion

CAA Champion

9/3	Morehead State	W, 80-7
9/10	Central Conn. State	W, 56-21
9/17	@ North Carolina	L, 28-56
9/24	@ Maine *	W, 31-20
10/1	Delaware *	W, 43-20
10/8	William & Mary *	W, 31-24
10/15	@ New Hampshire *	W, 42-39
10/29	Rhode Island * #	W, 84-7
11/5	@ Richmond *	W, 47-43
11/12	@ Villanova *	W, 20-7
11/19	Elon *	W, 63-14
12/3	New Hampshire +	W, 55-22
12/9	Sam Houston State +	W, 65-7
12/16	@ North Dakota State +	W, 27-17
1/7	vs. Youngstown State + ^	W, 28-14
		700-318

2017: 14-1 (8-0 CAA)

NCAA Division I Finalist

CAA Champion

9/2	@ ECU	W, 34-14
9/9	ETSU	W, 52-10
9/16	Norfolk State	W, 75-14
9/23	Maine *	W, 28-10
9/30	@ Delaware *	W, 20-10
10/14	Villanova *	W, 30-8
10/21	at William & Mary *	W, 46-14
10/28	New Hampshire * #	W, 21-0
11/4	at Rhode Island *	W, 38-3
11/11	Richmond *	W, 20-13
11/18	at Elon *	W, 31-3
12/2	Stony Brook +	W, 26-7
12/8	Weber State +	W, 31-28
12/16	South Dakota State +	W, 51-16
1/6	vs. North Dakota State + ^	L, 13-17
		520-167

^ - Toyota Stadium - Frisco, Texas

2018: 9-4 (6-2 CAA)

NCAA Playoffs

9/1	@ NC State	L, 13-24
9/8	@ Norfolk State	W, 17-0
9/13	Robert Morris	W, 73-7
9/22	William & Mary *	W, 51-0
9/29	at Richmond *	W, 63-10
10/6	Elon *	L, 24-27
10/13	at Villanova *	W, 37-0
10/27	Stony Brook * #	W, 13-10
11/3	at New Hampshire *	L, 24-35
11/10	Rhode Island *	W, 48-31
11/17	at Towson *	W, 38-17
11/24	Delaware +	W, 20-6
12/1	at Colgate +	L, 20-23
		441-190

2019: 14-2 (8-0 CAA)

NCAA Division I Finalists

CAA Champion

8/31	at West Virginia	L, 13-20
9/7	Saint Francis	W, 44-7
9/14	Morgan State	W, 63-12
9/21	at Chattanooga	W, 37-14
9/28	at Elon *	W, 45-10
10/5	at Stony Brook *	W, 45-38 (OT)
10/12	Villanova *	W, 38-24
10/19	at William & Mary *	W, 38-10
10/26	Towson * #	W, 27-10
11/9	New Hampshire *	W, 54-16
11/16	Richmond *	W, 48-6
11/23	at Rhode Island *	W, 55-21
12/7	Monmouth +	W, 66-21
12/13	Northern Iowa +	W, 17-0
12/21	Weber State +	W, 30-14
1/11	vs. North Dakota State + ^	L, 20-28
		640-251

Schedule Key

* - Conference Game

- Homecoming

+ - NCAA Playoffs

^ - Neutral-Site Game

All-Time Results

Year	Overall	Conference	Coach	Honors
1972	0-4-1	-----	Challace McMillin	
1973	4-5	-----	Challace McMillin	
1974	6-4	3-2	Challace McMillin	
1975	9-0-1	5-0	Challace McMillin	VCAA Champion
1976	7-4	-----	Challace McMillin	
1977	5-5	-----	Challace McMillin	
1978	8-2	-----	Challace McMillin	
1979	4-6	-----	Challace McMillin	
1980	4-6	-----	Challace McMillin	
1981	3-8	-----	Challace McMillin	
1982	8-3	-----	Challace McMillin	
1983	3-8	-----	Challace McMillin	
1984	6-5	-----	Challace McMillin	
1985	5-6	-----	Joe Purzycki	
1986	5-5-1	-----	Joe Purzycki	
1987	9-3	-----	Joe Purzycki	NCAA Playoffs
1988	5-6	-----	Joe Purzycki	
1989	5-4-1	-----	Joe Purzycki	
1990	5-6	-----	Joe Purzycki	
1991	9-4	-----	Rip Scherer	NCAA Playoffs/Second Round
1992	4-7	-----	Rip Scherer	
1993	6-5	4-4	Rip Scherer	
1994	10-3	6-2	Rip Scherer	NCAA Playoffs/Second Round, Lambert Cup Champion
1995	8-4	6-2	Alex Wood	NCAA Playoffs
1996	7-4	5-3	Alex Wood	
1997	5-6	3-5	Alex Wood	
1998	3-8	2-6	Alex Wood	
1999	8-4	7-1	Mickey Matthews	NCAA Playoffs, Atlantic 10 Co-Champion
2000	6-5	4-4	Mickey Matthews	
2001	2-9	0-9	Mickey Matthews	
2002	5-7	3-6	Mickey Matthews	
2003	6-6	4-5	Mickey Matthews	
2004	13-2	7-1	Mickey Matthews	NCAA Division I-AA Champion, Lambert Cup Champion, ECAC Division I-AA Team of the Year, Atlantic 10 Tri-Champion
2005	7-4	5-3	Mickey Matthews	
2006	9-3	7-1	Mickey Matthews	NCAA Playoffs
2007	8-4	6-2	Mickey Matthews	NCAA Playoffs
2008	12-2	8-0	Mickey Matthews	NCAA Playoffs/Semifinals, ECAC FCS Team of the Year, CAA Champion
2009	6-5	4-4	Mickey Matthews	
2010	6-5	3-5	Mickey Matthews	
2011	8-5	5-3	Mickey Matthews	NCAA Playoffs/Second Round
2012	7-4	5-3	Mickey Matthews	
2013	6-6	3-5	Mickey Matthews	
2014	9-4	6-2	Everett Withers	NCAA Playoffs
2015	9-3	6-2	Everett Withers	NCAA Playoffs/Second Round, CAA Co-Champion
2016	14-1	8-0	Mike Houston	NCAA Division I Champion, Lambert Cup Champion, CAA Champion
2017	14-1	8-0	Mike Houston	NCAA Division I Finalist, Lambert Cup Champion CAA Champion
2018	9-4	6-2	Mike Houston	NCAA Playoffs/Second Round
2019	14-2	8-0	Curt Cignetti	NCAA Division I Finalist, CAA Champion
Total	331-217-4 (.603)	147-82 (.642)		

Postseason Awards

Team Awards

2017	ECAC FCS Lambert Cup
2016	Division I FCS National Champion ECAC FCS Lambert Cup
2008	FCS ECAC Team of the Year
2004	Division I-AA National Champion Division I-AA Lambert Cup Division I-AA ECAC Team of the Year
1994	Division I-AA Lambert Cup

Senior All-Star Games

2019	Ron'Dell Carter - NFLPA Collegiate Bowl
2018	Jimmy Moreland - East-West Shrine, Senior Bowl
2014	Dean Marlowe - East-West Shrine
2013	Stephon Robertson - NFLPA Collegiate Bowl Josh Wells - NFLPA Collegiate Bowl
2012	Earl Watford - East-West Shrine Leavander Jones - FCS Senior Scout
2006	Aaron Harper - FCS Senior Scout Alvin Banks - North-South Classic Corey Davis - Texas vs. Nation Mike Parham - National All-Stars.com Justin Rascati - Texas vs. Nation
2004	Tom Ridley - Hula Bowl
1999	Curtis Keaton - Blue-Gray Classic, Hula Bowl
1997	Nelson Garner - Blue-Gray Classic
1989	Steve Bates - Blue-Gray Classic

All-Americans Associated Press

2019	Ron'Dell Carter, DL (1st) John Daka, DL (2nd) Liam Fornadel, OL (2nd) Dimitri Holloway, LB (2nd) Ethan Ratke, PK (3rd) Adam Smith, DB (3rd)
2018	Jimmy Moreland, DB (1st) D'Angelo Amos, RS (2nd)
2017	Andrew Ankrah, DL (1st) Jordan Brown, DB (1st) Aaron Stinnie, OL (1st) Rashad Robinson, DB (2nd)
2016	Mitchell Kirsch, OL (1st) Khalid Abdullah, RB (2nd) Rashard Davis, RS (2nd)
2015	Mitchell Kirsch, OL (3rd)
2014	Vad Lee, QB (3rd)
2013	Stephon Robertson, LB (1st)
2012	Earl Watford, OG (1st) Stephon Robertson, LB (2nd)
2009	Arthur Moats, DE (1st)
2008	Scott Lemn, OC (1st) Marcus Haywood, FS (2nd) Rodney Landers, QB (2nd)
2007	Tony LeZotte, FS (1st)
2006	Akeem Jordan, LB (2nd) Tony LeZotte, FS (2nd) Kevin Winston, DE (2nd) Corey Davis, OT (3rd)
2005	Tony LeZotte, FS (1st) Matt Magerko, OG (1st)
2004	Matt Magerko, OG (1st) Tony LeZotte, FS (2nd)
2001	Derrick Lloyd, LB (1st)
2000	Chris Morant, DE (2nd)
1999	Curtis Keaton, TB (2nd) Derick Pack, LB (2nd)
1998	Tony Booth, FS (3rd)
1997	Tony Booth FS (1st)
1995	John Coursey, PK (1st)
1993	Dwight Robinson, RS (3rd)
1992	Chris Parrott, FS (3rd)
1991	Eriq Williams, QB (3rd)

1990	Eupton Jackson, FS (1st)
1989	Steve Bates, DL (2nd)
1988	Shawn Woodson, LB (2nd) Steve Bates, DT (HM) Eupton Jackson, FS (HM)
1987	Carlo Bianchini, OG (1st) John Druiett, P (3rd) Jim Eckenrode, DT (HM) Marty Fitzgerald, LB (HM) Neal Wilkinson, TE (HM)
1986	Carlo Bianchini, OG (HM) Marshall Barnes, DB (HM) John Druiett, P (HM) Warren Marshall, RB (HM) Dean McCullough, LB (HM)
1985	Charles Haley, LB (1st) Warren Marshall, RB (HM) Doug West, NG (HM)
1984	Charles Haley, LB (HM) Warren Marshall, RB (HM) Mickey Stinnett, PK-P (HM)
1983	John Blackwell, OG (3rd) Gary Clark, WR (HM)
1982	John Kent, OT (2nd) Gary Clark, WR (HM) Jon Craver, DT (HM) Mike Thurman, DB (HM)
1981	Clyde Hoy, LB (HM) Scott Norwood, PK (HM) Nick Paulett, OG (HM)
1980	Mark Magaw, OC (HM)

AFCA

2019	Ron'Dell Carter, DL (1st) Ben DiNucci, QB (1st) Liam Fornadel, OL (1st) D'Angelo Amos, AP (1st)
2018	Jimmy Moreland, DB (1st)
2017	Andrew Ankrah, DL (1st) Rashad Robinson, DB (1st) Aaron Stinnie, OL (2nd)
2016	Khalid Abdullah, RB (1st) Mitchell Kirsch, OL (1st)
2013	Stephon Robertson, LB (1st)
2012	Earl Watford, OG (1st)
2009	Arthur Moats, DE (1st)
2008	Scotty McGee, RS (1st)
2007	Tony LeZotte, FS (1st)
2006	Akeem Jordan, LB (1st)
1999	Curtis Keaton, TB (1st)
1994	Dwight Robinson, CB (1st)
1990	Eupton Jackson, FS (1st)
1989	Steve Bates, DL (1st)
1987	Carlo Bianchini, OG (1st)

STATS/The Sports Network

2019	Ron'Dell Carter, DL (1st) John Daka, DL (1st) Liam Fornadel, OL (1st) Dimitri Holloway, LB (3rd) Adam Smith, DB (3rd)
2018	Jimmy Moreland, DB (1st) D'Angelo Amos, RS (1st)
2017	Andrew Ankrah, DL (1st) Aaron Stinnie, OL (1st) Raven Greene, DB (2nd) Rashad Robinson, DB (2nd)
2016	Rashard Davis, RS (1st) Mitchell Kirsch, OL (1st) Khalid Abdullah, RB (2nd) Taylor Reynolds, CB (3rd)
2015	Andrew Ankrah, LB (2nd) Mitchell Kirsch, OL (2nd) Vad Lee, QB (3rd)
2013	Stephon Robertson, LB (1st)

2012	Earl Watford, OG (1st) Stephon Robertson, LB (2nd)
2009	Arthur Moats, DE (1st) Scotty McGee, RS (2nd) Dorian Brooks, OG (3rd) Sam Daniels, DT (3rd)
2008	Scott Lemn, OC (1st) Marcus Haywood, FS (2nd) Rodney Landers, QB (2nd) Scotty McGee, PR (2nd) Dorian Brooks, OG (HM) Scotty McGee, KR (HM) Dave Stannard, PK (HM)
2007	Tony LeZotte, FS (1st) John Baranowsky, DT (HM) Justin Barnes, LB (HM) Scott Lemn, OC (HM) Dave Stannard, PK (HM)
2006	Akeem Jordan, LB (1st) Kevin Winston, DE (1st) Corey Davis, OT (2nd) Tony LeZotte, FS (2nd)
2005	Tony LeZotte, FS (1st) Matt Magerko, OG (3rd)
2004	Tony LeZotte, FS (3rd) Kwynn Walton, LB (3rd)
2003	Jerame Southern, DE (3rd)
2001	Derrick Lloyd, LB (1st)
2000	Chris Morant, DE (2nd) Derick Pack, LB (3rd)
1999	Curtis Keaton, TB (2nd) Chris Morant, DE (2nd) Derick Pack, LB (3rd)
1997	Tony Booth, FS (2nd) Delvin Joyce, RS (3rd)
1995	David Bailey, OC (1st) John Coursey, PK (2nd) Ed Perry, TE (3rd)
1994	Tyrone Washington, DT (2nd) Ed Perry, TE (3rd) Dwight Robinson, RS (3rd) John Coursey, PK (HM) John Kraus, OG (HM) Dwight Robinson, CB (HM) Brent Secrist, OT (HM)
1990	Eupton Jackson, FS (1st) D.R. Carlson, OT (2nd)
1989	Steve Bates, DL (2nd)
1987	Carlo Bianchini, OG (2nd) John Druiett, P (2nd)

Walter Camp Foundation

2019	Ron'Dell Carter, DL (1st)
2018	Jimmy Moreland, DB (1st)
2017	Andrew Ankrah, DL (1st) Aaron Stinnie, OL (1st)
2016	Rashard Davis, RS (1st) Mitchell Kirsch, RS (1st)
2013	Stephon Robertson, LB (1st)
2012	Stephon Robertson , LB (1st) Earl Watford, OG (1st)
2009	Arthur Moats, DE (1st)
2008	Marcus Haywood, FS (1st) Scott Lemn, OC (1st)
2007	Tony LeZotte, FS (1st)
2006	Corey Davis, OT (1st) Akeem Jordan, LB (1st)
2005	Tony LeZotte, FS (1st) Matt Magerko, OG (1st)
2001	Derrick Lloyd, LB (1st)
2000	Chris Morant, DE (1st)
1998	Tony Booth, FS (1st)
1996	Ed Perry, TE (1st)
1995	Ed Perry, TE (1st)
1990	Eupton Jackson, FS (1st)

Postseason Awards

HERO Sports

2019	Ron'Dell Carter, DL (1st) Liam Fornadel, OL (1st) D'Angelo Amos, PR (2nd) John Daka, DL (2nd) Ben DiNucci, QB (2nd) Dimitri Holloway, LB (2nd) Percy Agyei-Obese, RB (3rd) Mac Patrick, OL (3rd) Ethan Ratke, PK (3rd) Adam Smith, DB (3rd)
2018	Jimmy Moreland, DB (1st) D'Angelo Amos, RS (1st) John Daka, DL (2nd) Robert Carter Jr., SPEC (2nd) Liam Fornadel, OL (Sophomore) Kyndel Dean, WR (Freshman)
2017	Andrew Ankrah, DL (1st) Jordan Brown, DB (1st) Aaron Stinnie, OL (1st) Raven Greene, DB (2nd) Kyre Hawkins, LB (3rd) Rashad Robinson, DB (3rd) Jahee Jackson, OL (Sophomore) Harry O'Kelly, P (Freshman)
2016	Khalid Abdullah, RB (1st) Rashard Davis, RS (1st) Mitchell Kirsch, OL (1st) Taylor Reynolds, DB (2nd) Bryan Schor, QB (2nd) Aaron Stinnie, OL (2nd) Raven Greene, DB (3rd)

FCS ADA

2019	Ron'Dell Carter, DL
2018	Jimmy Moreland, DB D'Angelo Amos, RS
2017	Andrew Ankrah, DL
2013	Stephon Robertson, LB

Athlon Sports

2019	Ron'Dell Carter, DL (1st) John Daka, DL (1st) Liam Fornadel, OL (1st)
2018	Jimmy Moreland, DB (1st) D'Angelo Amos, RS (1st)

Phil Steele Magazine

2019	Ron'Dell Carter, DL (1st) John Daka, DL (2nd) Liam Fornadel, OL (2nd) D'Angelo Amos, PR (3rd), AP (3rd) Ben DiNucci, QB (3rd) Adam Smith, DB (4th)
2018	Jimmy Moreland, DB (1st) D'Angelo Amos, PR (1st) John Daka, DL (3rd)

College Sporting News

2015	Vad Lee, QB (HM)
2009	Arthur Moats, DE Dorian Brooks, OG Scotty McGee, KR
2008	Rodney Landers, QB Scott Lemn, OC Scotty McGee, RS Sam Daniels, DT (HM)
2007	Tony LeZotte, FS John Baranowsky, DT
2006	Akeem Jordan, LB (Def. Player of Year) Kevin Winston, DE

The Sporting News

1982	Gary Clark, WR (HM)
------	---------------------

Football News

1987	Carlo Bianchini, OG (2nd)
------	---------------------------

Football Quarterly

1995	David Bailey
------	--------------

ESPN/Sportsticker

1997	Tony Booth, FS (2nd)
------	----------------------

I-AA.org

2005	Matt Magerko, OG (3rd)
2004	Tony LeZotte, FS (1st)

CollegeSportsReport.com

2005	Matt Magerko, OG (1st) Tony LeZotte, FS (2nd) Clint Kent, CB (3rd)
2004	Tony LeZotte, FS (Freshman of Year)

Sports Xchange

2005	Matt Magerko, OG (1st)
------	------------------------

College Division Associated Press

1978	Rick Booth, OG (2nd) Ray Moore, DL (HM)
1977	Woody Bergeria, DL (HM)
1976	Bob Logan, DB (HM)
1975	Woody Bergeria, DL (HM) Dewey Windham, LB (HM)
1974	Bernard Slayton, T&B (HM)

College Division Kodak/AFCA

1978	Rick Booth, OG (1st)
1977	Woody Bergeria, DL (1st)

Players of the Year

Colonial Athletic Association

2019	Ron'Dell Carter, DL - Defensive Player of the Year Ben DiNucci, QB - Offensive Player of the Year
2018	Jimmy Moreland, CB - Defensive Player of the Year
2017	Andrew Ankrah, DL - Defensive Player of the Year John Miller, WR - Special Teams Player of the Year
2016	Bryan Schor, QB - Offensive Player of the Year Rashard Davis, WR - Special Teams Player of the Year
2015	Vad Lee, QB - Offensive Player of the Year
2013	Stephon Robertson, LB - Defensive Player of the Year
2012	Stephon Robertson, LB - Defensive Player of the Year
2010	Stephon Robertson, LB - Defensive Rookie of the Year
2009	Arthur Moats, DE - Defensive Player of the Year Justin Thorpe, QB - Offensive Player of the Year
2008	Rodney Landers, QB - Offensive Player of the Year Scotty McGee, CB - Special Teams Player of the Year Pat Williams, SS - Defensive Rookie of the Year
2007	Tony LeZotte, FS - Defensive Player of the Year

Atlantic 10

2006	Akeem Jordan, LB - Defensive Player of the Year
2005	Tony LeZotte, FS - Defensive Player of the Year
2004	Tony LeZotte, FS - Co-Rookie of the Year
2001	Derrick Lloyd, LB - Co-Defensive Player of the Year
1999	Curtis Keaton, TB - Offensive Player of the Year Chris Morant, DE - Defensive Player of the Year

ECAC

2019	Ron'Dell Carter, DL - Defensive Player of the Year
2013	Stephon Robertson, LB - Defensive Player of the Year
2008	Rodney Landers, QB - Offensive Player of the Year

Richmond Touchdown Club

1985	Charles Haley, LB - Defensive Player of the Year
1975	Ron Stith, TB - College Division Player of the Year

Roanoke Times & World News

2018	Jimmy Moreland, CB - Defensive Player of the Year
2016	Bryan Schor, QB - Offensive Player of the Year
2014	Vad Lee, QB - Offensive Player of the Year
2013	Stephon Robertson, LB - Defensive Player of the Year
2008	Rodney Landers, QB - Offensive Player of the Year
2004	Tony LeZotte, FS - Defensive Player of the Year
1990	Eupton Jackson, FS - Defensive Player of the Year
1985	Charles Haley, LB - Defensive Player of the Year
1982	Gary Clark, WR - Offensive Player of the Year

VaSID

2019	Ron'Dell Carter, DL - Defensive Player of the Year
2016	Bryan Schor, QB - Offensive Player of the Year
2015	Vad Lee, QB - Offensive Player of the Year
2014	Vad Lee, QB - Offensive Player of the Year
2013	Stephon Robertson, LB - Defensive Player of the Year
2009	Arthur Moats, DE - Defensive Player of the Year
2008	Rodney Landers, QB - Offensive Player of the Year
2006	Akeem Jordan, LB - Defensive Player of the Year
1994	Mike Cawley, QB - Player of the Year

Walter Payton Award

2017	Bryan Schor, QB - Finalist (8th)
2016	Bryan Schor, QB - Finalist (12th)
2014	Vad Lee, QB - Finalist (4th)
2008	Rodney Landers, QB - Runner-Up
2006	Justin Rascati, QB - Finalist
1999	Curtis Keaton, TB - Finalist

Buck Buchanan Award

2019	Ron'Dell Carter, DL - Runner-Up John Daka, DL - Finalist (7th)
2018	Jimmy Moreland, CB - Finalist (6th)
2017	Andrew Ankrah, DL - Second Runner-Up
2013	Stephon Robertson, LB - Runner-Up
2012	Stephon Robertson, LB - Finalist
2009	Arthur Moats, DE - Winner
2008	Marcus Haywood, FS - Finalist
2007	Tony LeZotte, FS - Finalist
2006	Akeem Jordan, LB - Runner-Up
2001	Derrick Lloyd, LB - Winner
2000	Chris Morant, DE - Finalist
1999	Derick Pack, LB - Finalist

FCS ADA Defensive Player of the Year

2017	Andrew Ankrah, DL - Winner
------	----------------------------

Bill Dudley Award

2019	Ron'Dell Carter, DL - Finalist
2018	Jimmy Moreland, CB - Finalist
2016	Bryan Schor, QB - Winner
2015	Vad Lee, QB - Winner (1st back-to-back winner)
2014	Vad Lee, QB - Winner
2013	Stephon Robertson, LB - Winner
2012	Stephon Robertson, LB - Finalist
2009	Arthur Moats, DE - Finalist
2008	Rodney Landers, QB - Winner
2006	Akeem Jordan, LB - Finalist
1999	Curtis Keaton, TB - Finalist
1994	Mike Cawley, QB - Finalist
1991	Eriq Williams, FS - Finalist

Rimington Award (Center)

2008	Scott Lemn - Winner
------	---------------------

College Sporting News

2009	Arthur Moats, DE - Winner
2006	Akeem Jordan, LB - Winner

Coach of the Year Challace McMillin (1972-84)

1982	Richmond Touchdown Club Suffolk Sports Club
1978	Richmond Touchdown Club Suffolk Sports Club
1975	District III (Kodak and AFCA) VCAA Richmond Touchdown Club
1974	VCAA (Co-Coach)

Joe Purzycki (1985-90)

1987	Virginia Sports Information Directors
	Rip Scherer (1991-94)
1994	Virginia Sports Information Directors Richmond Touchdown Club
1991	Virginia Sports Information Directors Richmond Touchdown Club

Postseason Awards

Mickey Matthews (1999-2013)

2008	The Sports Network Liberty Mutual Colonial Athletic Association
2006	Richmond Touchdown Club
2004	American Football Coaches Association National CollegeSportsReport.Com Norfolk Sports Club Portsmouth Sports Club Virginia Sports Information Directors
1999	The Sports Network Atlantic 10

Mike Houston (2016-18)

2017	Touchdown Club of Richmond Virginia Sports Information Directors Norfolk Sports Club
2016	American Football Coaches Association American Football Coaches Association Region Colonial Athletic Association Metro New York Football Writers DC Touchdown Club Touchdown Club of Richmond Virginia Sports Information Directors Norfolk Sports Club

Curt Cignetti (2019-pres.)

2019	Virginia Sports Information Directors Norfolk Sports Club
------	--

Academic All-America CoSIDA

1989	Mark Kiefer, DB (2nd)
1979	Ricky Leonard, DB (2nd)
1978	Warren Coleman, OT (1st) Joe Showker, PK (2nd)
1977	Warren Coleman, OT (2nd)

Academic All-District CoSIDA

2015	Dominick Richards, OL (1st)
2005	Matt Magerko, QG (1st)

ADA Academic All-Star

2018	Riley Stapleton, WR
2015	Dominick Richards, OL
2005	Matt Magerko, OG

All-Conference Colonial Athletic Association

2019	Ron'Dell Carter, DL (1st, Def. Player of the Year) Ben DiNucci, QB (1st, Off. Player of the Year) Percy Agyei-Obese, RB (1st) D'Angelo Amos, PR (1st); S (1st) John Daka, DL (1st) Liam Fornadel, OL (1st) Dimitri Holloway, LB (1st) Mac Patrick, OL (1st) Ethan Ratke, PK (1st) Adam Smith, S (1st) Brandon Polk, WR (2nd) Rashad Robinson, CB (2nd) Dylan Stapleton, TE (2nd) Mike Greene, DL (3rd) Jawon Hamilton, RB (3rd) Truvel Wilson, OL (3rd) Landan Word, LB (3rd)
2018	Jimmy Moreland, CB (1st, Def. Player of Year) D'Angelo Amos, PR (1st) Ron'Dell Carter, DL (1st) Robert Carter Jr., SPEC (1st) Adam Smith, S (1st) Liam Fornadel, OL (2nd) Dimitri Holloway, LB (2nd) Harry O'Kelly, P (2nd)

	Riley Stapleton, WR (2nd) John Daka, DL (3rd) Ben DiNucci, QB (3rd) Jawon Hamilton, KR (3rd) Mac Patrick, OL (3rd) Ethan Ratke, PK (3rd)
2017	Andrew Ankrah, DL (1st, Def. Player of Year) John Miller, RS (1st, Specialist of Year) Raven Greene, S (1st) Kyre Hawkins, LB (1st) Jimmy Moreland, CB (1st) Rashad Robinson, CB (1st) Simeyon Robinson, DL (1st) Aaron Stinnie, OL (1st) Jordan Brown, S (2nd) Jahee Jackson, OL (2nd) Harry O'Kelly, P (2nd) Bryan Schor, QB (2nd, Chuck Boone Leadership) Terrence Alls, WR (3rd) Darrious Carter, DL (3rd) Brandon Hereford, LB (3rd) Trai Sharp, RB (3rd)
2016	Bryan Schor, QB (1st, Off. Player of Year) Rashard Davis, RS (1st, Specialist of Year) Khalid Abdullah, RB (1st) Andrew Ankrah, DL (1st) Raven Greene, S (1st) Mitchell Kirsch, OL (1st) Jonathan Kloosterman, TE (1st) Brandon Ravenel, WR (1st) Taylor Reynolds, CB (1st) Aaron Stinnie, OL (1st) Matt Frank, OL (2nd) Gunnar Kane, P (2nd) Gage Steele, LB (2nd) Terrence Alls, WR (3rd)
2015	Andrew Ankrah, LB (1st) Mitchell Kirsch, OL (1st) Vad Lee, QB (1st) Brandon Ravenel, WR (1st) Taylor Reynolds, CB (1st) Deane Cheatham, TE (2nd) Raven Greene, S (2nd) Cardon Johnson, RB (2nd) Alex Mosley, DL (2nd) Gunnar Kane, P (3rd)
2014	Sage Harold, DL (1st) Dean Marlowe, S (1st) Daniel Brown, WR (2nd) Mitchell Kirsch, OL (2nd) Vad Lee, QB (2nd) Taylor Reynolds, CB (2nd) Brandon Lee, DL (3rd)
2013	Stephon Robertson, LB (1st) Dae'Quan Scott, RB (1st) Jordan Stanton, DT (1st) Dean Marlowe, S (2nd); PR (3rd) Tyler Snow, DE (2nd) Gage Steele, LB (3rd)
2012	Dean Marlowe, S (1st) Stephon Robertson, LB (1st) Ryan Smith, PR (1st) Earl Watford, OG (1st) Brian Barlow, HB/TE (2nd) Dae'Quan Scott, RB (2nd) Cameron Starke, PK (2nd) Jakarie Jackson, S (3rd) David Skahn, P (3rd) Tyler Snow, DL (3rd)
2011	D.J. Bryant, DL (1st) Stephon Robertson, LB (1st) Earl Watford, OL (1st) Roane Babington, OL (2nd) Brian Barlow, HB/TE (2nd) David Skahn, P (2nd)

	Dae'Quan Scott, RB & KR (2nd) Pat Williams, LB (2nd) Kerby Long, WR (3rd) Dean Marlowe, DB (3rd) Lamar Middleton, DL (3rd)
2010	Ronnell Brown, DL (1st) Roane Babington, OL (2nd) Theo Sherman, OL (2nd) Jamal Sullivan, RB (2nd) Stephon Robertson, LB (3rd, Def. Rookie of the Year) Dae'Quan Scott, KR (3rd)
2009	Arthur Moats, DE (1st, Def. Player of the Year) Dorian Brooks, OG (1st) Sam Daniels, DT (2nd) Scotty McGee, CB, KR, PR (2nd) Ronnell Brown, DT (3rd) Mike Caussin, TE (3rd) Rockeed McCarter, WR (3rd) Theo Sherman, OT (3rd) Pat Williams, LB (3rd)
2008	Rodney Landers, QB (1st, Off. Player of Year) Pat Williams, SS (Def. Rookie of Year) Marcus Haywood, FS (1st) Scott Lemn, OC (1st) Evan McCollough, CB (1st) Scotty McGee, PR (1st) Hassan Abdul-Wahid, DE (2nd) Terrence Apted, OT (2nd) Dorian Brooks, OG (2nd) Eugene Holloman, TB (2nd) Scotty McGee, KR (2nd, Specialist of Year) Sam Daniels, DT (3rd) Arthur Moats, DE (3rd) Theo Sherman, OT (3rd) Griff Yancey, FB/HB (3rd)
2007	John Baranowsky, DT (1st) Scott Lemn, OC (1st) Tony LeZotte, FS, (1st) Hassan Abdul-Wahid, DE (2nd) Justin Barnes, LB (2nd) Rodney Landers, QB (2nd) Evan McCollough, CB (2nd) Dave Stannard, PK (2nd) Terrence Apted, OT (3rd) L.C. Baker, WR, PR (3rd) Jason Pritchard, P (3rd)

Atlantic 10 Conference

2006	L.C. Baker, PR (1st) Corey Davis, OT (1st) Isaiah Dottin-Carter, LB (1st) Tony Jordan, LB (1st, Def. Player of Year) Eugene Holloman, TB (1st) Tony LeZotte, FS (1st) Kevin Winston, DE (1st) L.C. Baker, WR (2nd) John Baranowsky, DT (2nd) Phil Minafeld, WS (2nd) Justin Rascati, QB (2nd) Chuck Suppon, DT (2nd) Ardon Bransford, WR (3rd) Mike Parham, OG (3rd) Jason Pritchard, P (3rd) David Rabil, PK (3rd)
2005	Tony LeZotte, FS (1st, Def. Player of Year) L.C. Baker, RS (1st) Clint Kent, CB (1st) Matt Magerko, OG (1st) Kevin Winston, DE (1st) Alvin Banks, TB (2nd) Isai Bradshaw, DE (2nd) Corey Davis, OT (2nd) Akeem Jordan, LB (2nd) Maurice Fenner, TB (3rd) Casime Harris, TE (3rd)

Postseason Awards

2004	Tony LeZotte, FS (1st) Matt Magerko, OG (1st) Kwynn Walton, LB (1st) Rodney McCarter, WS (2nd) Cortez Thompson, CB (2nd) Cortez Thompson, PR (2nd) Trey Townsend, LB (2nd) Frank Cobbs, DT (3rd) David Rabil, PK (3rd) Tom Ridley, TE (3rd)
2003	Nick Englehart, P (1st) Jerame Southern, DE (1st) Dennard Melton, LB (1st) Rodney McCarter, FS (3rd)
2002	Mike Connelly, RS (1st) Jerame Southern, DE (1st) Richard Hicks, DE (2nd) Leon Steinfeld, OC (2nd) Rondell Bradley, TB (3rd) Alan Harrison, WR (3rd) Dennard Melton, LB (3rd) Justin Ruffin, FS (3rd)
2001	Derrick Lloyd, LB (1st, co-Def. Player of Year) Derick Pack, LB (1st) Burke George, PK (3rd) Richard Hicks, DE (3rd)
2000	Ron Atkins, SS (1st) Jason Inskeep, OC (1st) Chris Morant, DE (1st) Derick Pack, LB (1st) Mark Coates, CB (2nd) Ulrick Edmonds, DT (2nd) Delvin Joyce, RS (2nd) Derrick Lloyd, LB (2nd) Murray Douglas, OT (3rd)
1999	Curtis Keaton, TB (1st, Off. Player of Year) Chris Morant, DE (1st, Def. Player of Year) Ron Atkins, FS (1st) Delvin Joyce, RS (1st) Mike Luckie, LB (1st) Derick Pack, LB (1st) Dee Shropshire, OG (1st) Jason Inskeep, OC (2nd) Jason Parmer, DE (2nd) Ulrick Edmonds, DT (3rd) Mike Glover, P (3rd) Mike Glover, PK (3rd)
1998	Tony Booth, FS (1st) Curtis Keaton, TB (2nd) Chris Wright, P (2nd) Chris Morant, DE (3rd)
1997	Tony Booth, FS (1st) Delvin Joyce, RS (1st) Nelson Garner, P (2nd) Nelson Garner, PK (3rd)

Yankee Conference

1996	Macey Brooks, WR (1st) Jay Jones, RS (1st) Ed Perry, TE (1st) John Coursey, PK (2nd) Nelson Garner, P (2nd) David Lee, SS (2nd) Jay Jones, WR (3rd) John Stein, FS (3rd)
1995	John Coursey, PK (1st) Ed Perry, TE (1st) Mike Cawley, QB (2nd) Jay Jones, WR (2nd) Brent Secrist, OG (2nd) Quincy Waller, CB (2nd) David Bailey, OC (3rd) Alonzo Bowler, LB (3rd) Nelson Garner, P (3rd) Lamont Gooding, DT (3rd) Mike Howard, DT (3rd)
1994	John Coursey, PK (1st) Ed Perry, TE (1st)

	Dwight Robinson, RS (1st) Dwight Robinson, CB (2nd) Tyrone Washington, DT (2nd) David Bailey, OC (3rd) Macey Brooks, WR (3rd) Mike Cawley, QB (3rd) Marcus Cuttino, DT (3rd) Clint Dunn, LB (3rd) Kelvin Jeter, TB (3rd) Brent Secrist, OT (3rd) Julius Williams, DE (3rd)
1993	David McLeod, WR (1st) Dwight Robinson, RS (1st) Dion Foxx, DE (2nd) Malik Moody, DT (2nd) Dwight Robinson, CB (3rd) Trey Weis, PK (3rd)

Virginia College Athletic Association

1975	Jeff Adams, OG (1st) Woody Bergeria, DL (1st) Ron Stith, TB (1st) Dewey Windham, LB (1st) Dale Eaton, DE (2nd) Brent Good, DB (2nd) Brian Grainer, OC (2nd) Tim Phillips, OT (2nd) Bernard Slayton, TB (2nd) Les Branich, QB (HM) Pat Cavanaugh, LB (HM) Rich Jackson, DE (HM)
1974	Les Branch, QB (1st) Bernard Slayton, TB (1st) Brent Good, DB (2nd) Brian Grainer, OC (2nd) Dewey Windham, LB (2nd) Mike Atalla, DB (HM) Woody Bergeria, DL (HM) Dale Eaton, DE (HM) Tim Phillips, OT (HM) Ron Stith, TB (HM)

ECAC Division I All-Stars

2019	Ron'Dell Carter, DL (1st, Def. Player of the Year) John Daka, DL (1st) Liam Fornadel, OL (1st) Mac Patrick, OL (1st) Ethan Ratke, PK (1st) Adam Smith, S (1st) Dimitri Holloway, LB (2nd)
2018	Ron'Dell Carter, DL (1st) Jimmy Moreland, CB (1st) Adam Smith, S (2nd)
2017	Andrew Ankrah, DL (1st) Rashad Robinson, CB (1st) Aaron Stinnie, OL (1st) Kyre Hawkins, LB (2nd) Jimmy Moreland, CB (2nd)
2015	Mitchell Kirsch, OL (1st) Vad Lee, QB (1st) Taylor Reynolds, CB (1st) Andrew Ankrah, LB (2nd) Ronnell Brown, DT (1st)
2010	Arthur Moats, DE (1st)
2009	Rodney Landers, QB (1st, Off. Player of Year)
2008	Marcus Haywood, FS (1st) Scott Lemn, OC (1st) Scotty McGee, RS (1st)
2007	Tony LeZotte, FS (1st) John Baranowsky, DT (1st)
2006	L.C. Baker, RS (1st) Akeem Jordan, LB (1st) Tony LeZotte, FS (1st) Kevin Winston, DE (1st) Corey Davis, OT (1st)
2005	Tony LeZotte, FS (1st) Matt magerko, OG (1st) Kevin Winston, DE (1st)

	L.C. Baker, RS (HM) Clint Kent, CB (HM)
2004	Tony LeZotte, FS (1st) Matt Magerko, OG (1st) Kwynn Walton, LB (1st)
2003	Nick Englehart, P (1st) Jerame Southern, DE (1st)
2001	Derrick Lloyd, LB (1st)
2000	Chris Morant, DE (1st) Derick Pack, LB (1st) Ron Atkins, SS (2nd) Jason Inskeep, OC (2nd)
1999	Curtis Keaton, TB (1st, co-off. player of year) Ron Atkins, FS (1st) Derick Pack, LB (1st) Delvin Joyce, RS (2nd) Chris Morant, DE (2nd) Mike Luckie, LB (2nd)
1998	Tony Booth, FS (1st) Delvin Joyce, RS (1st) Chris Wright, P (2nd)
1997	Tony Booth, FS (1st) Delvin Joyce, RS (1st) Carter Robertson, OT (2nd)
1996	John Coursey, PK (1st) Ed Perry, TE (1st) Jay Jones, WR (2nd)
1995	John Coursey, PK (2nd)
1994	Tyrone Washington, DT (1st) John Coursey, PK (2nd) Dwight Robinson, CB (2nd) Dwight Robinson, RS (2nd)
1993	Dion Foxx, DE (1st) Dwight Robinson, RS (1st) Trey Weis, PK (2nd)
1992	Chris Parrott, FS (1st) Brian Kagle, OG (2nd) Kenny Sims, TB (2nd)
1991	Shannon Vissman, LB (2nd)
1990	D.R. Carlson, OT (2nd) Eupton Jackson, FS (2nd)
1989	Scott Todd, P (2nd, tie)
1988	Steve Bates, DT (2nd)
1987	John Druiett, P (1st) Carlo Bianchini, OG (2nd) Jim Eckenrode, DT (2nd)
1986	Marshall Barnes, FB (2nd) John Druiett, P (2nd) Warren Marshall, RB (2nd)
1985	Charles Haley, LB (1st)
1984	Charles Haley, LB (HM) Mickey Stinnett, PK (HM)
1983	Mickey Stinnett, P (2nd)
1982	Gary Clark, WR (HM) Jon Craver, DT (HM)
1980	Mark Magaw, OC (1st) Scott Norwood, PK (1st)

ECAC Division III

1978	Rick Booth, OG (1st) Ray Moore, DE (1st)
------	---

Northeast Region (Football Weekly)

2006	L.C. Baker, PR (1st) Akeem Jordan, LB (1st) Tony LeZotte, FS (1st) Kevin Winston, DE (1st) Corey Davis, OT (2nd) Chuck Suppon, DT (2nd) Isaiah Dottin-Carter, LB (2nd) L.C. Baker, WR (HM) Eugene Holloman, TB (HM) Justin Rascati, QB (HM)
2005	Tony LeZotte, FS (1st) Matt Magerko, OG (1st) Clint Kent, CB (2nd) Kevin Winston, DE (2nd) Akeem Jordan, LB (3rd)

Postseason Awards

All-State VaSID

All-State VaSID					
2019	Ron'Dell Carter, DL (1st, Def. Player of the Year) Percy Agyei-Obese, RB (1st) D'Angelo Amos, S (1st) John Daka, DL (1st) Liam Fornadel, OL (1st) Mac Patrick, OL (1st) Ethan Ratke, PK (1st) Rashad Robinson, CB (1st) Adam Smith, S (1st) Dylan Stapleton, TE (1st) D'Angelo Amos, RS (2nd) Ben DiNucci, QB (2nd) Mike Greene, DL (2nd) MJ Hampton, ST (2nd) Dimitri Holloway, LB (2nd) Brandon Polk, WR (2nd) Truvell Wilson, OL (2nd)	2012	Stephon Robertson, LB (1st) Earl Watford, OL (1st) Dae'Quan Scott, RB (2nd) Brian Barlow, TE (2nd) Tyler Snow, DT (2nd) Dean Marlowe, FS (2nd) Ryan Smith, RS (2nd)	Chris Morant, DE (1st) Derick Pack, LB (1st)	
2018	Jimmy Moreland, CB (1st, Def. Player of the Year) Kyndel Dean, WR (Off. Rookie of the Year) D'Angelo Amos, RS (1st) Ron'Dell Carter, DL (1st) Robert Carter Jr., SPEC (1st) John Daka, DL (1st) Liam Fornadel, OL (1st) Dimitri Holloway, LB (1st) Ethan Ratke, PK (1st) Adam Smith, S (1st) Mac Patrick, OL (2nd)	2011	D.J. Bryant, DE (1st) Stephon Robertson, LB (1st) Earl Watford, OL (1st) Roane Babington, OL (2nd) Brian Barlow, TE (2nd) Dean Marlowe, S (2nd) Dae'Quan Scott, RB (2nd)	1999	Ron Atkins, FS (1st) Curtis Keaton, TB (1st) Mike Luckie, LB (1st) Chris Morant, DE (1st) Derick Pack, LB (1st)
2017	Andrew Ankrah, DL (1st) Jordan Brown, S (1st) Kyre Hawkins, LB (1st) Jahee Jackson, OL (1st) Marcus Marshall, RB (1st) Jimmy Moreland, CB (1st) Rashad Robinson, CB (1st) Simeyon Robinson, DL (1st) Aaron Stinnie, OL (1st) Raven Greene, S (2nd) Brandon Hereford, LB (2nd) Harry O'Kelly, P (2nd) Ethan Ratke, K (2nd) Bryan Schor, QB (2nd)	2010	Vidal Nelson, LB (1st) Roane Babington, OL (2nd) Ronnell Brown, DL (2nd) Stephon Roberston, LB (2nd) Jakarie Jackson, S (2nd) Dae'Quan Scott, RS (2nd)	1998	Tony Booth, FS (1st) Delvin Joyce, RS (1st) Earnest Payton, WR (1st)
2016	Bryan Schor, QB (1st, Off. Player of the Year) Khalid Abdullah, RB (1st) Rashard Davis, RS (1st); WR (2nd) Raven Greene, S (1st) Mitchell Kirsch, OL (1st) Taylor Reynolds, CB (1st) Aaron Stinnie, OL (1st) Andrew Ankrah, DL (2nd) Matt Frank, OL (2nd) Gunnar Kane, P (2nd) Jonathan Kloosterman, TE (2nd) Brandon Ravenel, WR (2nd) Gage Steele, LB (2nd) Martez Stone, DL (2nd)	2009	Arthur Moats, DE (1st, Def. Player of the Year) Dorian Brooks, OG (1st) Scotty McGee, RS (1st) Mike Caussin, TE (2nd) Sam Daniels, DT (2nd) Scotty McGee, CB (2nd) Theo Sherman, OT (2nd)	1997	Tony Booth, FS (1st) Delvin Joyce, RS (1st)
2015	Vad Lee, QB (1st, Off. Player of the Year) Andrew Ankrah, LB (1st) Mitchell Kirsch, OL (1st) Taylor Reynolds, CB (1st) Deane Cheatham, TE (2nd) Raven Greene, S (2nd)	2008	Rodney Landers, QB (1st, Off. Player of Year) Terrence Apted, OT (1st) Marcus Haywood, FS (1st) Scott Lemn, OC (1st) Scotty McGee, RS (1st) Dorian Brooks, OG (2nd) Hassan Abdul-Wahid, DE (2nd) Eugene Holloman, TB (2nd) Evan McCollough, CB (2nd) Arthur Moats, DE (2nd) Theo Sherman, OT (2nd)	1996	Macey Brooks, WR (1st) Bryan Jackson, OT (1st) Jay Jones, RS (1st) Ed Perry, TE (1st)
2014	Vad Lee, QB (1st, Off. Player of the Year) Sage Harold, DL (1st) Dean Marlowe, S (1st) Deane Cheatham, TE (2nd) Mitchell Kirsch, OL (2nd) Taylor Reynolds, CB (2nd)	2007	Rodney Landers, QB (1st) Scott Lemn, OC (1st) Tony LeZotte, FS (1st) Terrence Apted, OT (2nd) John Baranowsky, DT (2nd) Marcus Haywood, SS (2nd)	1995	Mike Cawley, QB (1st, tie) John Coursey, PK (1st) Jay Jones, WR (1st) Ed Perry, TE (1st)
2013	Stephon Robertson, LB (1st., Def. Player of the Year) Dae'Quan Scott, RB (1st) Jordan Stanton, DT (1st) Josh Wells, OL (2nd) Dean Marlowe, S (2nd)	2006	L.C. Baker, WR (1st) Corey Davis. OT (1st) Akeem Jordan, LB (1st, def. player of year) Tony LeZotte, FS (1st) Mike Parham, OG (1st) Justin Rascati, QB (1st) Kevin Winston, DE (1st) Isaiah Dottin-Carter, LB (2nd) Vernon Eason, OG (2nd) Eugene Holloman, TB (2nd) Phil Minafield, WS (2nd) Jason Pritchard, P (2nd)	1994	Mike Cawley, QB (1st, Player of Year) Ed Perry, TE (1st) Dwight Robinson, CB (1st) Dwight Robinson, RS (1st) Brent Secrist, OT (1st) Tyrone Washington, DT (1st)
		2005	Alvin Banks, TB (1st) Clint Kent, CB (1st) Tony LeZotte, FS (1st) Matt Magerko, OG (1st) Kevin Winston, DE (1st) L.C. Baker, RS (2nd) Corey Davis, OT (2nd) Casime Harris, TE (2nd) Akeem Jordan, LB (2nd)	1993	Dion Fox, DE (1st) David McLeod, WR (1st) Dwight Robinson, CB (1st) Dwight Robinson, RS (1st) Trey Weis, PK (1st)
		2004	Tony LeZotte, FS (1st) Matt Magerko, OG (1st) Kwynn Walton, LB (1st)	1992	Scott Frazier, P (1st) Brian Kagle, OG (1st) David McLeod, WR (1st) Chris Parrott, FS (1st) Kenny Sims, TB (1st) Derek Spangler, OT (1st)
		2003	Nick Englehart, P (1st) Jerame Southern, DE (1st) Rodney McCarter, FS (1st) Dennard Melton, LB (1st)	1991	Richard Bryant, LB (1st) David McLeod, WR (1st) Doug Murphy, OC (1st) Clive Pettis, NG (1st) Kenny Sims, TB (1st) Chris Thurman, OG (1st) Shannon Vissman, LB (1st)
		2002	Jerame Southern, DE (1st)	1990	Eric Baylor, OG (1st) D.R. Carlson, OT (1st) Eupton Jackson, FS (1st) Shannon Vissman, LB (1st)
		2001	Derrick Lloyd, LB (1st) Derick Pack, LB (1st)	1989	Steve Bates, DL (1st) Richie Bresee, OG (1st) D.R. Carlson, OT (1st) Rob Howard, OC (1st) Eupton Jackson, FS (1st) Darryl Thompson, LB (1st) Scott Todd, P (1st)
		2000	Ron Atkins, SS (1st) Jason Inskeep, OC (1st)	1988	Eupton Jackson, FS (1st) Greg Medley, FB (1st) Shawn Woodson, LB (1st)
				1987	Carlo Bianchini, OG (1st) John Druiett, P (1st) Jim Eckenrode, DT (1st) Marty Fitzgerald, LB (1st) Roy Delph, OT (1st) Greg Medley, FB (1st) Shawn Woodson, LB (1st)
				1986	Warren Marshall, FB (1st) Carlo Bianchini, OG (1st) Marshall Barnes, DB (1st) Greg Colvin, NG (1st) Dean McCullough, LB (1st)
				1984	Mickey Stinnett, tie for PK (1st)
				1983	John Blackwell, OG (1st) Gary Clark, WR (1st) Charles Haley, LB (1st) Mike Setser, DT (1st) Mickey Stinnett, P; tie for PK (1st)

Postseason Awards

Roanoke Times & World News

2019	No Team
2018	Jimmy Moreland, CB (1st, Def. Player of the Year) D'Angelo Amos, RS (1st) Ron'Dell Carter, DL (1st) Liam Fornadel, OT (1st) Dimitri Holloway, LB (1st) Adam Smith, S (1st) John Daka, DL (2nd) Mac Patrick, C (2nd)
2017	Andrew Ankrah, DL (1st, Def. Player of the Year) Jordan Brown, DB (1st) Kyre Hawkins, LB (1st) Jaheer Jackson, OT (1st) Marcus Marshall, RB (1st) Rashad Robinson, DB (1st) Aaron Stinnie, OT (1st) Raven Greene, DB (2nd) Jimmy Moreland, DB (2nd) Ethan Ratke, K (2nd) Simeyon Robinson, DL (2nd) Bryan Schor, QB (2nd)
2016	Bryan Schor, QB (1st, Off. Player of the Year) Khalid Abdullah, RB (1st) Andrew Ankrah, DL (1st) Rashard Davis, RS (1st) Raven Greene, DB (1st) Mitchell Kirsch, OL (1st) Taylor Reynolds, DB (1st) Matt Frank, OG (2nd) Jonathan Kloosterman, TE (2nd) Aaron Stinnie, OT (2nd)
2015	Andrew Ankrah, LB (1st) Mitchell Kirsch, OT (1st) Vad Lee, QB (1st) Taylor Reynolds, CB (1st) Deane Cheatham, TE (2nd) Alex Mosley, DL (2nd)
2014	Vad Lee, QB (1st, Off. Player of the Year) Mitchell Kirsch, OT (1st) Sage Harold, DL (1st) Dean Marlowe, DB (1st) Taylor Reynolds, DB (2nd)
2013	Stephon Robertson, LB (1st, Def. Player of the Year) Dae'Quan Scott, RB (1st) Jordan Stanton, DL (1st) Josh Wells, OT (2nd)
2012	Dean Marlowe, S (1st) Stephon Robertson, LB (1st) Earl Watford, OL (1st) Dae'Quan Scott, RB (2nd) Brian Barlow, TE (2nd) Tyler Snow, DL (2nd)
2011	D.J. Bryant, DL (1st) Stephon Robertson, LB (1st) Dae'Quan Scott, RB (2nd) Earl Watford, OG (2nd) Dean Marlowe, DB (2nd)
2010	Roane Babington, OC (1st) Ronnell Brown, DL (1st) Theo Sherman, OT (2nd) Stephon Robertson, LB (2nd)
2009	Arthur Moats, DE (1st) Theo Sherman, OT (1st) Dorian Brooks, OG (2nd) Mike Caussin, TE (2nd) Scotty McGee, CB (2nd)
2008	Rodney Landers, QB (1st, Off. Player of Year) Terrence Apted, OT (1st) Scott Lemn, OC (1st) Scotty McGee, RS (1st) Hassan Abdul-Wahid, DE (2nd) Evan McCollough, CB (2nd) Theo Sherman, OT (2nd)
2007	Terrence Apted, OT (1st) Rodney Landers, QB (1st) Tony LeZotte, FS (1st) John Baranowsky, DT (2nd) Scott Lemn, OC (2nd) Evan McCollough, CB (2nd)
2006	Corey Davis, OT (1st) Akeem Jordan, LB (1st) Tony LeZotte, FS (1st) Justin Rascati, QB (1st)

	Kevin Winston, DE (1st) L.C. Baker, WR (2nd) Isaiah Dottin-Carter, LB (2nd) Eugene Holloman, TB (2nd) Phil Minafield, WS (2nd) Mike Parham, OG (2nd) Chuck Suppon, DT (2nd)
2005	Alvin Banks, TB (1st) Tony LeZotte, FS (1st) Matt Magerko, OG (1st) Corey Davis, OT (2nd) Kevin Winston, DE (2nd) Clint Kent, CB (2nd)
2004	Tony LeZotte, FS (1st, Def. Player of Year) Matt Magerko, OG (1st) Kwynn Walton, LB (1st) Frank Cobbs, DT (2nd) Trey Townsend, LB (2nd) Rodney McCarter, WS (2nd) Cortez Thompson, CB (2nd)
2003	Jerame Southern, DE (1st) Dennard Melton, LB (1st) Nick Englehart, P (2nd) Alan Harrison, WR (2nd) Rodney McCarter, FS (2nd)
2002	Jerame Southern, DE (1st) Richard Hicks, DE (2nd) Justin Ruffin, FS (2nd)
2001	Derrick Lloyd, LB (1st) Derick Pack, LB (2nd)
2000	Ron Atkins, SS (1st) Jason Inskeep, OC (1st) Chris Morant, DE (1st) Derick Pack, LB (1st) Mark Coates, CB (2nd)
1999	Ron Atkins, FS (1st) Curtis Keaton, TB (1st) Chris Morant, DE (1st) Derick Pack, LB (1st) Dee Shropshire, OG (1st) Delvin Joyce, RS (2nd) Mike Luckie, LB (2nd)
1998	Tony Booth, FS (1st) Delvin Joyce, RS (1st) Curtis Keaton, TB (2nd) Earnest Payton, WR (2nd)
1997	Tony Booth, FS (1st) Nelson Garner, P (2nd) Delvin Joyce, RS (2nd) Earnest Payton, WR (2nd)
1996	Macey Brooks, WR (1st) Ed Perry, TE (1st) Nelson Garner, P (2nd) Jay Jones, WR (2nd) David Lee, SS (2nd)
1995	Jay Jones, WR (1st) Ed Perry, TE (1st) Quincy Waller, CB (1st) David Bailey, OC (2nd) Mike Cawley, QB (2nd) John Coursey, PK (2nd) Brent Secrist, OG (2nd)
1994	Mike Cawley, QB (1st) Kelvin Jeter, TB (1st) Ed Perry, TE (1st) Dwight Robinson, RS (1st) Macey Brooks, WR (2nd) David Bailey, OC (2nd) Brent Secrist, OT (2nd) Tyrone Washington, DT (2nd) Dwight Robinson, CB (2nd)
1993	Dion Foxx, DE (1st) David McLeod, WR (1st) John Kraus, OG (2nd) Malik Moody, DT (2nd) Dwight Robinson, CB (2nd) Trey Weis, PK (2nd)
1992	Scott Frazier, P (1st) David McLeod, WR (1st) Chris Parrott, FS (1st) Kenny Sims, TB (1st) Derek Spangler, OT (1st) Jim Chroniger, LB (2nd) Brian Kagle, OG (2nd) Don Phelps, CB (2nd)

	Dwight Robinson, RS (2nd) Eriq Williams, QB (2nd)
1991	Richard Greivous, SS (1st) Kenny Sims, TB (1st) Chris Thurman, OG (1st) Clive Pettis, NG (2nd) Shannon Vissman, LB (2nd) Eriq Williams, QB (2nd)
1990	Eupton Jackson, FS (1st, Def. Player of the Year) D.R. Carlson, OT (1st) Eupton Jackson, FS (1st) Scott Todd, P (1st) Eric Baylor, OG (2nd) Shannon Vissman, LB (2nd)
1989	Steve Bates, DL (1st) Richie Bresee, OG (1st) Rob Howard, OC (1st) Scott Todd, P (1st) D.R. Carlson, OT (2nd) Paul Fornadel, NG (2nd) Sonny Smith, LB (2nd)
1988	Chris Schellhammer, OG (1st) Shawn Woodson, LB (1st) Greg Medley, RB (1st) Keith Thornton, WR (HM) Steve Bates, DT (HM) Greg Colvin, DT (HM) Eupton Jackson, FS (HM) Dan Kobosko, LB (HM) Scott Todd, P (HM)
1987	Carlo Bianchini, OG (1st) John Druett, P (1st) Jim Eckenrode, DT (1st) Marty Fitzgerald, LB (1st) Rob Howard, OC (1st) Tony Graddy, HB (1st) Roy Delph, OT (HM) Tim Garritty, PK (HM) Chris Jacobs, SS (HM) Greg Medley, FB (HM) Neal Wilkinson, TE (HM) Shawn Woodson, LB (HM)
1986	Warren Marshall, RB (1st) Carlo Bianchini, OG (1st) Shawn Woodson, LB (1st) Marshall Barnes, DB (2nd) Greg Colvin, NG (2nd) John Druett, P (2nd) Dean McCullough, LB (2nd) Marcus Adkins, DB (HM) Eric Green, QB (HM) Neal Wilkinson, TE (HM)
1985	Charles Haley, LB (1st, Def. Player of the Year) Marshall Barnes, DB (2nd) Doug West, NG (2nd) Marcus Adkins, DB (HM) Kenny Dalton, OG (HM) Steve Hamm, OC (HM) Warren Marshall, RB (HM)
1984	Charles Haley, LB (1st) Warren Marshall, RB (1st) Mickey Stinnett, PK (1st), P (HM) Greg Dyer, DT (2nd) Marshall Barnes, DB (2nd) Mike Setser, DT (HM) Greg Smith, OC (HM)
1983	John Blackwell, OG (1st) Gary Clark, WR (1st) Charles Haley, LB (2nd) Mike Setser, DT (2nd) Mickey Stinnett, P, PK (2nd)
1982	Gary Clark, WR (1st, Off. Player of the Year) John Blackwell, OG (1st) Charles Haley, DE (1st) Jon Carver, DT (2nd) Jon Roddy, QB (2nd) Mickey Stinnett, PK (2nd) Mike Thurman, DB (2nd)
1981	Greg Caldwell, P (1st) Nick Paulett, OG (1st) Bruce Morton, DB (2nd) Scott Norwood, PK (2nd)
1980	Scott Norwood, PK (1st) John Kubesh, DL (2nd)

Postseason Awards

JMU MVPs

Awards named for individuals beginning in 1999

Team - Dean Ehlers

Offensive - Gary Clark

Defensive - Charles Haley

Special Teams - Challace McMillin

2019	Ron'Dell Carter, DL Offense: Ben DiNucci, QB; Brandon Polk, ..WR; Riley Stapleton, WR Defense: John Daka, DL Special Teams: D'Angelo Amos, S; MJ Hampton, S
2018	Ron'Dell Carter, DL Offense: Cardon Johnson, RB; Marcus Marshall, RB; Trai Sharp, RB Defense: Jimmy Moreland, CB Specialist: D'Angelo Amos, S; Robert Carter Jr., LB
2017	Entire Team Offense: Bryan Schor, QB Defense: Andrew Ankrah, DL; Jordan Brown, S; Kyre Hawkins, LB Specialist: Harry O'Kelly, P
2016	Bryan Schor, QB Offense: Khalid Abdullah, RB Defense: Raven Greene, S; Gage Steele, LB Specialist: Robert Carter Jr., CB; Rashard Davis, WR
2015	Vad Lee, QB Offense: Vad Lee, QB Defense: Taylor Reynolds, CB Specialist: Gunnar Kane, P
2014	Vad Lee, QB Offense: Vad Lee, QB Defense: Dean Marlowe, S Specialist: Justin Wellons, CB
2013	Stephon Robertson, LB Offense: Dae'Quan Scott, RB Defense: Jordan Stanton, DT Specialist: Connor Arnone, K
2012	Stephon Robertson, LB Offense: Dae'Quan Scott, RB Defense: Dean Marlowe, S Specialist: Chris Beaver, LS; Ryan Smith, RS
2011	Dae'Quan Scott, RB Offense: Justin Thorpe, QB Defense: D.J. Bryant, DE Specialist: Cameron Starke, K
2010	Jamal Sullivan, RB Offense: Dae'quan Scott Defense: Pat Williams, LB; Stephon Robertson, LB Specialist: Dae'Quan Scott
2009	Arthur Moats, DE Offense: Mike Caussin, TE Rockeed McCarter, WR Defense: Sam Daniels,, DT Specialist: Scotty McGee, CB
2008	Rodney Landers, QB Offense: Eugene Holloman, TB Defense: Marcus Haywood, FS Specialist: Scotty McGee, CB
2007	Rodney Landers, QB Tony LeZotte, FS Offense: Antoine Bolton, TB Defense: Justin Barnes, LB Specialist: Scotty McGee, CB Jon Rose, SS
2006	Akeem Jordan, LB Offense: Eugene Holloman, TB; Justin Rascati, QB Defense: Kevin Winston, DE Specialist: L.C. Baker, WR
2005	Clint Kent, CB Offense: Alvin Banks, TB Defense: Akeem Jordan, LB; Tony LeZotte, FS Specialist: L.C. Baker, WR

2004	Raymond Hines, TB Offense: Justin Rascati, QB Defense: Trey Townsend, LB Specialist: Rodney McCarter, WS
2003	Jerame Southern, DE Offense: Alvin Banks, TB Defense: Jerame Southern, DE Specialist: Nick Englehart, P
2002	Richard Hicks, DE Offense: Rondell Bradley, TB Alan Harrison, WR Defense: Jerame Southern, DE Specialist: Rodney McCarter
2001	Derrick Lloyd, LB Offense: Robert Carson, FB Defense: Derrick Lloyd, LB Specialist: Rodney McCarter
2000	Delvin Joyce, TB Offense: Delvin Joyce, TB Defense: Derick Pack, LB Specialist: Delvin Joyce, TB
1999	Curtis Keaton, TB Offense: Curtis Keaton, TB Defense: Chris Morant, DE Specialist: Delvin Joyce, TB
1998	Tony Booth, FS Offense: Curtis Keaton, TB Defense: Mike Masella, SS
1997	Tony Booth, FS Offense: Earnest Payton, WR Defense: Mike Masella, SS
1996	Macey Brooks, WR; Jay Jones, WR
1995	Mike Cawley, QB
1994	Mike Cawley, QB
1993	David McLeod, WR
1992	Kenny Sims, TB
1991	Kenny Sims, TB; Eriq Williams, QB
1990	Offense: D.R. Carlson, OT Defense: Eupton Jackson, FS
1989	Offense: Greg Medley, RB Defense: Sonny Smith, LB
1988	Offense: Tim Garritty, PK Defense: Shawn Woodson, LB
1987	Offense: Eric Green, QB; Tony Graddy, HB Defense: Marty Fitzgerald, LB
1986	Offense: Warren Marshall, RB Defense: Dean McCullough, LB
1985	Offense: Warren Marshall, RB Defense: Charles Haley, LB
1984	Offense: Warren Marshall, RB Defense: Charles Haley, LB
1983	Offense: Gary Clark, WR Defense: Charles Haley, LB
1982	Offense: Gary Clark, WR Defense: Jon Craver, DT
1981	Offense: Nick Paulett, OG Defense: Clyde Hoy, LB
1980	Offense: Butch Robinson, TB; Frankie Walker, QB Defense: John Kubesh, NG
1979	Offense: Nick Paulett, OT Defense: Conrad Green, DB
1978	Offense: Nick Paulett, OT Defense: Dale Caparaso, LB; Ray Moore, DE
1977	Offense: John Bowers, QB; Shane Hast, FB Defense: Woody Bergeria, NG
1976	Offense: Ron Stith, TB Defense: Bob Logan, DB
1975	Offense: Ron Stith, TB Defense: Dewey Windham, LB
1974	Bernard Slayton, TB
1973	Len Fields, swingback
1972	Larry Crabill, swingback

Bob Yetzer Award (Leadership)

2019	Dimitri Holloway, LB
2018	Ron'Dell Carter, DL
2017	Raven Greene, S; John Miller, WR
2016	Gage Steele, LB
2015	Austin Lane, OL
2014	DeAndre' Smith, WR
2013	Tyler Snow, DE
2012	Brian Barlow, TE
2011	Pat Williams, LB; Vidal Nelson, LB
2010	Vidal Nelson, S
2009	Charlie Newman, TE
2008	Rodney Landers, QB
2007	John Baranowsky, DT
2006	Justin Rascati, QB
2005	Justin Rascati, QB
2004	Matt LeZotte, QB
2003	Dennard Melton, LB
2002	Reggie Taylor, SS
2001	Andrew Owen, DT; Jason Thompson, WR
2000	Zeb Clark, LB
1999	Jason Parmar, DE; Dee Shropshire, OG
1998	Mike Masella, SS
1997	Doug Bigelow, LB
1996	David Lee, SS
1995	Matt Ricciardi, OT
1994	Clint Dunn, LB
1993	Brad Morris, OC
1992	Brian Kagle, OG
1991	Clive Pettis, DT
1990	Eupton Jackson, FS
1989	Darryl Thompson, LB
1988	Greg Colvin, DT
1987	Carlo Bianchini, OG
1986	Marcus Adkins, CB
1985	Dan Robertson, WR
1984	Mike Setzer, DT
1983	Dave McKenna, TE
1982	Chuck May, TB
1981	John Skelly, DG
1980	Paul Barnes, OT
1979	Pat Nalls, DE
1978	John Bowers, QB

John David Kraus Award (Spirit & Determination)

2019	Truvell Wilson, OL
2018	Jake Brown, WR
2017	Brandon Hereford, LB
2016	Matt Frank, OL
2015	Ryan Maglio, K
2014	Daniel Brown, WR
2013	Pete Rose, S
2012	Ryan Smith, S
2011	Vidal Nelson, LB
2010	Nick Emmons, DL
2009	Mike Caussin, TE
2008	Hassan Abdul-Wahid, DE
2007	Nick Adams, WS
2006	Will Patrick, FB
2005	Matt Magerko, OG
2004	Trey Townsend, LB
2003	Tim Smith, DE
2002	Reggie Taylor, SS
2001	Zach Annon, OT
2000	Delvin Joyce, TB
1999	DeLane Fitzgerald, FB
1998	Tom Hamilton, WR
1997	Corey Clark, OC
1996	Chet Mitchell, OG
1995	David Byerly, OT

Postseason Awards

Doug West Scout Team Award

2019	Patrick Bentley, QB; Julio Ayamel, LB; Alex Miller, WR
2018	Patrick Bentley, QB; Kelvin Azanama, LB; Michael Johnson, CB
2017	Joe Fishpaw, OL; Sam Kidd, S; Kyle Davis, LS
2016	J.T. Timming, OL; Devin Medley, LB; D'Angelo Amos, CB
2015	Jerry Reese, Jr., QB; David Allely, LB
2014	Hunter Etheridge, QB; Jake Marten, DE
2013	Matt Frank, OL; Cody Hendrickson DT
2012	Mack Spees, QB; Justin Baker, DL
2011	Quintin Hunter, WR; Alex Mosley, DL
2010	Josh Hogan, DL
2009	Dae'Quan Scott, WR
2008	Justin Thorpe, QB
2007	Kerby Long, WR; Colin Fitz-Maurice, S
2006	Matt Goff, WR; Jonas Rawlins, LB
2005	Scotty McGee, RB; Michael Brown, LB
2004	Rodney Landers, QB; Adam Ford, CB
2003	Antoinne Bolton, TB; Will Patrick, LB
2002	Tahir Hinds, WR; Will Patrick, LB
2000	Joe Cromwell, WR; Trey Townsend, LB
1999	Luke Young, DT

Casey Carter Academic Achievement Award

2019	Adam Smith, S
2018	Adam Smith, S
2017	Terrence Alls, WR
2016	Simeyon Robinson, DL
2015	Dominick Richards, OL
2014	Kyre Hawkins, LB
2013	Dae'Quan Scott, RB
2012	Peter Rose, S
2011	D.J. Bryant, DE
2010	Jamal Sullivan, RB
2009	Dorian Brooks, OG
2008	Terrence Apted, OT
2007	Justin Barnes, LB; Marvin Brown, TE
2006	Isaiah Dottin-Carter, LB; Kevin Winston, DE
2005	Demetrius Shambley, DT
2004	Cortez Thompson, CB
2003	Jamaal Crowder, OT

Hess-Green Award (Overcoming Hardship)

2019	Rashad Robinson, CB
2018	Cardon Johnson, RB
2017	Jonathan Kloosterman, TE
2016	Jonathan Kloosterman, TE; Bryan Schor, QB
2015	Cardon Johnson, RB
2014	Matt Williams, OL
2013	Scott Jones, OL
2012	Jamie Veney, LB
2011	Nick Emmons, DL
2010	Max Alexandre, DL
2009	Scotty McGee, CB
2008	Eugene Holloman, TB
2007	Terrence Apted, OT
2006	Kevin Winston, DE

Offensive Lineman of the Year

2019	Liam Fornadel, OT
2018	Liam Fornadel, OT
2017	Aaron Stinnie, OT
2016	Aaron Stinnie, OT
2013	Josh Wells, OT
2012	Earl Watford, OG
2011	Earl Watford, OG
2010	Theo Sherman, OT
2009	Dorian Brooks, OG
2008	Scott Lemn, OC
2007	Veron Eason, OG

Defensive Lineman of the Year

2019	Mike Greene, DT
2018	Ron'Dell Carter, DE
2017	Simeyon Robinson, DT
2016	Martez Stone, DE
2013	Tyler Snow, DE
2012	Tyler Snow, DT
2011	D.J. Bryant, DE
2010	Ronnell Brown, DT
2009	Sam Daniels, DT
2008	Arthur Moats, DE
2007	John Baranowsky, DT

Rookie of the Year

2019	Latrele Palmer, RB
2018	Kyndel Dean, WR
2017	Liam Fornadel, OL
2016	Cole Johnson, QB

Unsung Hero

2019	Kyle Davis, LS
2018	Hunter Etheridge, QB
2017	Taylor Woods, RB
2016	Daniel Schiele, TE

Iron Dukes Award

2019	Dylan Stapleton, TE
2018	Charles Tutt, CB
2017	Kyre Hawkins, LB
2016	Jonathan Kloosterman, TE

Jack Cavanaugh Award

2019	Mac Patrick, OL
2018	Hunter Etheridge, QB

The Madison Man

2016	Brandon Ravenel, WR
------	---------------------

JMU Male Athlete of the Year

2020	Ron'Dell Carter, DL
2019	Jimmy Moreland, CB
2018	Andrew Ankrah, DL
2017	Bryan Schor, QB
2016	Vad Lee, QB
2015	Vad Lee, QB
2014	Stephon Robertson, LB
2010	Arthur Moats, DE
2009	Rodney Landers, QB
2008	Tony LeZotte, FS
2006	Tony LeZotte, FS (co-winner)
2005	Matt Magerko, OL
2002	Derrick Lloyd, LB
2001	Delvin Joyce, RB
2000	Curtis Keaton, RB
1998	Tony Booth, DB
1996	Mike Cawley, QB
1990	Steve Bates, DL
1987	Warren Marshall, RB
1986	Charles Haley, LB
1985	Warren Marshall, RB
1984	Gary Clark, WR

JMU Male Scholar-Athlete of the Year

2018	Bryan Schor, QB
2016	Dominick Richards, OL
2009	Dave Stannard, PK
2006	Matt Magerko, OG
2005	Trey Townsend, LB
1997	Dirk Phillips, DL
1996	Carter Robertson, OL
1992	Shannon Vissman, LB
1990	Mark Kiefer, DB
1983	Jon Craver, DL

JMU Athletic Hall of Fame (Football Inductees)

2020	David McLeod, WR (1990-93)
	Arthur Moats, DL (2006-09)
2019	Tony LeZotte, FS (2004-07)
2018	Steve Bates, DL (1986-89)
	Akeem Jordan, LB (2003-06)
2016	Carlo Bianchini, OL (1984-87)
2014	Delvin Joyce, RB (1997-2000)
2012	Eriq Williams, QB (1989-92)
2011	Mike Cawley, QB (1993-95)
	Curtis Keaton, RB (1998-99)
2010	Clyde Hoy, OL (1978-81)
2007	Eupton Jackson, FS (1987-90)
2004	Woody Bergeria, DL (1973-76)
2001	Warren Marshall, RB (1982-86)
1998	Bernard Slayton, TB (1973-76)
1996	Charles Haley, LB (1982-85)
1995	Les Branich, QB (1972-75)
1994	Gary Clark, WR (1980-83)
	Challace McMillin, Coach (1972-84)
1993	Ron Stith, TB (1973-76)
1992	Scott Norwood, PK (1978-81)

Single-Game Records

TEAM RECORDS

Rushing Yards

501 - vs. Frostburg State - 10/23/76

Most Rushes

84 - at Richmond - 9/22/90

Rushing Touchdowns

10 - vs. Morehead State - 9/3/16

Passing Yards

433 - at Richmond - 11/15/14

Completions

34 - at Villanova - 10/6/01

Passing Percentage

.941 (16-17) vs. Elon - 11/19/16

Passing Touchdowns

6 - JMU vs. New Hampshire - 12/3/16

Interceptions Thrown

6 - JMU vs. Delaware - 11/3/01

Total Offense

729 - at SMU - 9/26/15

Touchdowns

12 - vs. Rhode Island - 10/29/16

Made Field Goals

4 - vs. Elon - 10/6/18

4 - at William & Mary - 10/21/17

Plays

99 - vs. Delaware - 9/27/14

First Downs

40 - vs. Albany - 9/19/15

All-Purpose Yards

934 - vs. Lock Haven - 9/2/00

Punting Average

52.5 - at Youngstown State - 9/26/92

Punt Returns for TD's

2 - at Villanova - 10/13/18

2 - vs. Sam Houston State - 12/9/16

2 - vs. CCSU - 9/10/16

2 - at Virginia - 9/17/83

JMU Turnovers

8 - at Virginia - 10/13/79

8 - at Towson - 9/15/79

Opponent Turnovers

10 - vs. South Dakota State - 12/16/17

Interceptions Made

6 - vs. South Dakota State - 12/16/17 (*Division I record*)

6 - at Gallaudet - 11/17/73

JMU Fumbles

9 - vs. Davidson - 10/26/85

9 - vs. Liberty - 9/21/85

Lost - 6 - at Virginia - 10/13/79

Opponent Fumbles

11 - vs. Randolph-Macon - 10/27/79

Lost - 8 - vs. Emory & Henry - 10/26/74

Opponent Points

69 - at Virginia - 10/13/79

JMU Win Margin

77 - vs. Rhode Island (84-7) - 10/29/16

JMU Win Margin on Road

53 - at Richmond (63-10) - 9/29/18

Opponent Win Margin

60 - at Virginia (9-69) - 10/13/79

Penalties

15 - at UMass - 9/26/87

Yards Penalized

172 - at ECU - 9/2/17

1st-Quarter Points

28 - vs. Rhode Island - 10/29/16

28 - vs. Morehead State - 9/3/16

2nd-Quarter Points

35 - vs. Norfolk State - 9/16/17

35 - vs. Morgan State - 9/2/95

3rd-Quarter Points

30 - vs. South Dakota State - 12/16/17

4th-Quarter Points

28 - vs. Lock Haven - 9/2/00

1st-Half Points

52 - vs. Robert Morris - 9/13/18

52 - vs. Morehead State - 9/3/16

2nd-Half Points

42 - vs. Lock Haven - 9/2/00

Total Points

84 - vs. Rhode Island - 10/29/16

INDIVIDUAL RECORDS

Rushing Yards

276 - Vad Lee at SMU - 9/26/15

Rushing Attempts

38 - Curtis Keaton at Delaware - 11/21/98

Rushing Touchdowns

5 - Curtis Keaton vs. UConn - 10/23/99

5 - Kelvin Jeter vs. Morgan State 9/2/95

Rushing Long

95 - Joe Sparksman vs. W&M - 11/10/90

Passing Yards

433 - Vad Lee at Richmond - 11/15/14

Passing Completions

34 - Matt LeZotte at Villanova - 10/6/01

Passing Attempts

58 - Matt LeZotte at Villanova - 10/6/01

Passing Percentage (min. 15 pass attempts)

95.5 (21/22) - Bryan Schor vs. Rhode Island - 10/29/16

Single-Game Records

INDIVIDUAL RECORDS CONT.

Passing Touchdowns

5 - Bryan Schor vs. ETSU - 9/9/17
5 - Bryan Schor vs. New Hampshire - 12/3/16
5 - Bryan Schor vs. Rhode Island - 10/29/16
5 - Vad Lee at Towson - 10/10/15
5 - Michael Birdsong vs. Stony Brook - 11/16/13

Passing Long

93 - Vad Lee to DeAndre' Smith at Richmond - 11/15/14

Interceptions Thrown

6 - Matt LeZotte vs. Delaware - 11/3/01

Receptions

13 - Earnest Payton at Rhode Island - 10/31/98
13 - Earnest Payton at UMass - 10/10/98

Receiving Yards

192 - David McLeod at Villanova - 11/13/93

Receiving Touchdowns

3 - Daniel Schiele vs. Rhode Island - 10/29/16
3 - Daniel Brown vs. Albany - 10/5/13
3 - Macey Brooks at Boston University - 9/21/96
3 - Macey Brooks at McNeese State - 9/14/96
3 - Gary Clark vs. Liberty - 9/24/83
3 - Gary Clark vs. C.W.Post - 10/10/81

Total Yards of Offense

565 - Vad Lee at SMU - 9/26/15

Total Plays

71 - Vad Lee at Villanova - 9/20/14
71 - Matt Lezotte at Villanova - 10/6/01

Run-Pass Touchdowns

6 - Vad Lee at Charlotte - 10/25/14

All-Purpose Yards

339 - Jay Jones at Richmond - 10/19/96

Points

30 - Curtis Keaton vs. UConn - 10/23/99
30 - Kelvin Jeter vs. Morgan State - 9/2/95

Points Kicking

16 - John Coursey vs. Morgan State - 9/2/95

Extra Points Made

12 - Tyler Gray vs. Rhode Island - 10/29/16

Extra Points Attempted

12 - Tyler Gray vs. Rhode Island - 10/29/16

Field Goals Made

4 - Ethan Ratke vs. Elon - 10/6/18

Field Goal Attempts

5 - Ethan Ratke vs. William & Mary - 9/22/18
5 - Burke George vs. Florida Atlantic - 9/14/02
5 - Mike Glover at Rhode Island - 10/14/00
5 - Scott Norwood vs. Morehead State - 11/10/79

Field Goal Long

53 - Mickey Stinnett vs. Richmond - 9/1/84

Punts

11 - Mike Glover at Richmond - 11/11/00
11 - Allen Leonard vs. Mars Hill - 9/30/78
11 - Winston Bersch vs. Frostburg State - 10/19/74

Punt Average (3 att.)

53.0 - John Druiett vs. Liberty - 9/21/85

Punt Long

73 - Nelson Garner vs. Boston Univ. - 10/7/95
73 - Scott Todd vs. App. State - 9/10/88

Kickoff Returns

7 - Griff Yancey at Delaware - 11/3/07
7 - Shaun Marshall vs. Delaware - 10/21/95
7 - John Allen at UConn - 9/18/93

Kickoff Return Yards

268 - Jay Jones at Richmond - 10/19/96

Kickoff Return Long

100 (TD) - Dejour Simmons vs. UR - 10/12/13
100 (TD) - Scotty McGee vs. Towson - 11/17/07

Kickoff Return TD's

1 - Devin Ravenel vs. Morgan State - 9/14/19
1 - Jawon Hamilton at Richmond - 9/29/18
1 - Brandon Ravenel vs. New Hampshire - 12/3/16
1 - Brandon Ravenel vs. Villanova - 11/21/15
1 - Charles Tutt at Towson - 10/10/15
1 - Dejour Simmons vs. UR - 10/12/13
1 - Scotty McGee vs. App. State - 9/20/08
1 - Scotty McGee vs. Towson - 11/17/07
1 - Scotty McGee at Youngstown State - 11/25/06
1 - Tony Booth vs. Northeastern - 11/7/98
1 - B.J. Thornley vs. Richmond - 10/25/97
1 - Jay Jones at Richmond - 10/19/96
1 - Shaun Marshall vs. Boston Univ. - 10/7/95
1 - Dwight Robinson vs. Villanova - 10/15/94
1 - Dwight Robinson at W&M - 10/30/93
1 - Dwight Robinson vs. Lock Haven - 9/4/93
1 - Gary Clark vs. Liberty - 9/24/83

Punt Returns

8 - L.C. Baker vs. Lock Haven - 9/4/04

Punt Return Yards

183 - D'Angelo Amos at Villanova - 10/13/18
183 - Gary Clark at Virginia - 9/17/83

Punt Return Long

89 - D'Angelo Amos at Villanova - 10/13/18
89 - Gary Clark at Virginia - 9/17/83

Punt Return TD's

2 - D'Angelo Amos at Villanova (89, 81) - 10/13/18
2 - Gary Clark at Virginia (87, 89) - 9/17/83

Tackles

26 - Clyde Hoy vs. Towson - 11/7/81
26 - Clyde Hoy at U.S. Merchant Marine - 10/4/80

Sacks

4.5 - Kwynn Walton vs. Virginia Military - 10/30/04

Interceptions Caught

3 - Jimmy Moreland vs. South Dakota State - 12/16/17
3 - Chris Jacobs vs. Georgia Southern - 11/2/85
3 - Bob Logan at Emory & Henry - 9/11/76

Interception Yards

101 - Taylor Reynolds at Richmond - 11/15/14

Interception Return Long

100 (TD) - Jimmy Moreland at Richmond - 9/29/18
100 (TD) - Tony LeZotte vs. Towson - 11/19/05
100 (Def. 2-Pt.) - Mike Masella vs. Villanova - 9/9/98

Interception Return TD

2 - Taylor Reynolds at Richmond - 11/15/14

Fumble Return TD

2 - Tom McGlooin vs. Randolph-Macon - 10/27/79

Fumble Return Yards

99 - Chris Morant vs. Northeastern - 9/11/99

Total Defensive TD

2 - Taylor Reynolds (2 INT) at Richmond - 11/15/14
2 - Dennard Melton (INT, FR) vs. Lock Haven - 9/2/00
2 - Tom McGlooin (2 FR) vs. Randolph-Macon - 10/27/79

Team Single-Season Top-5 Lists

Points

700	2016
640	2019
534	2008
531	2015
516	2017

Points Per Game

46.7	2016
44.2	2015
40.0	2019
38.1	2008
35.7	2014

First Downs

397	2019
380	2016
329	2015
325	2017
319	2004

Rushing Yards

4,125	2016
3,959	2008
3,886	2019
3,285	2015
3,194	2004

Rushing Average

282.8	2008
275.0	2016
273.8	2015
265.1	2007
265.1	1989

Rushing Touchdowns

50	2016
43	2019
43	2008
37	2007
37	2004

Yards Per Rush

5.7	2008
5.5	2016
5.5	2015
5.3	2007
5.3	2006
5.3	2005

Passing Yards

3,566	2019
3,499	2014
3,487	2016
3,371	2017
3,060	2015

Passing Average

269.2	2014
255.0	2015
234.4	2013
232.5	2016
229.7	1995

Passing Touchdowns

34	2016
33	2019
30	2014
28	2015
27	2017

Total Offense

7,612	2016
7,452	2019
6,345	2015
6,300	2014
6,285	2017

Total Offense Average

528.8	2015
507.5	2016
484.6	2014
465.8	2019
419.0	2017

Interceptions

31	2017
21	2016
19	1978
17	2019
17	2004
17	1997
17	1987

Kick Return Average

27.1	2006
25.5	2009
24.4	1994
24.3	2015
24.2	2019

Punt Return Average

26.7	2016
21.3	2018
18.6	1997
13.5	1999
13.0	2017

Time of Possession

33:14	2019
32:25	2011
31:44	2016
31:37	2004
31:25	2008

Third Down Offense

54%	2019
54%	2015
51%	2008
50%	2016
50%	2005

Third Down Defense

30%	2019
30%	2017
30%	1994
31%	2018
32%	2001

Fourth Down Offense

91%	2005
89%	2019
74%	2008
65%	1995
60%	2004

Fourth Down Defense

21%	2003
27%	2009
38%	2011
38%	2004
40%	2017
40%	2012

Sacks

56	2004
51	2017
47	2019
47	2006
40	1977

Team Single-Season Top-5 Lists

Total Touchdowns

94	2016
80	2019
71	2015
71	2008
64	2017

Field Goals

27	2019
23	2018
23	2017
15	2014
15	2011
15	1994

PAT Made

90	2016
79	2019
67	2015
66	2008
59	2017

Red Zone Scores

81	2016
76	2019
60	2017
59	2018
59	2015

Red Zone Touchdowns

68	2016
56	2019
48	2015
46	2008
45	2004

Score by Quarters

First	
212	2016
166	2019
152	2015
117	2008
113	2018

Second	
201	2019
181	2016
159	2017
152	2014
148	2008

Third	
159	2016
136	2017
130	2015
128	2008
125	2019

Fourth	
148	2016
141	2019
141	2017
141	2008
135	2004

Individual Top-10 Lists

Game	Season	Career
Rushing Yards <ol style="list-style-type: none"> 276 Vad Lee at SMU (9/26/15) 265 Cardon Johnson at ECU (9/2/17) 264 Warren Marshall vs. William & Mary (10/25/86) 251 Dae'Quan Scott at UMass (11/19/11) 247 Warren Marshall at Liberty (9/22/84) 241 Curtis Keaton vs. Villanova (9/19/98) 240 Kelvin Jeter vs. Troy State (11/26/94) 237 Curtis Keaton vs. Connecticut (10/23/99) 216 Ron Stith vs. California (Pa.) (10/9/76) 213 Jordan Anderson vs. Maine (10/8/11) 	Rushing Yards <ol style="list-style-type: none"> 1,809 Khalid Abdullah 2016 1,770 Rodney Landers 2008 1,719 Curtis Keaton 1999 1,304 Dae'Quan Scott 2011 1,284 Warren Marshall 1986 1,273 Rodney Landers 2007 1,216 Percy Agyei-Obese 2019 1,199 Kenny Sims 1991 1,181 Warren Marshall 1985 1,157 Kenny Sims 1992 	Rushing Yards <ol style="list-style-type: none"> 4,168 Warren Marshall 1982-86 3,678 Khalid Abdullah 2013-16 3,477 Rodney Landers 2005-08 3,332 Dae'Quan Scott 2009-13 2,783 Curtis Keaton 1998-99 2,745 Cardon Johnson 2015-18 2,694 Alvin Banks 2003-06 2,665 Kenny Sims 1989-92 2,534 Maurice Fenner 2003-06 2,322 Eriq Williams 1989-92
Rush Attempts <ol style="list-style-type: none"> 38 Curtis Keaton at Delaware (11/21/98) 36 Trai Sharp at Delaware (9/30/17) 36 Raymond Hines vs. William & Mary (11/13/04) 36 Kelvin Jeter vs. William & Mary (10/12/96) 35 Curtis Keaton vs. Villanova (9/19/98) 35 Kenny Sims at Central Florida (11/14/92) 34 Curtis Keaton vs. South Florida (10/30/99) 34 Curtis Keaton at New Hampshire (9/18/99) 34 Anthony Moore vs. Rhode Island (11/15/97) 33 Four times 	Rush Attempts <ol style="list-style-type: none"> 314 Curtis Keaton 1999 298 Khalid Abdullah 2016 268 Rodney Landers 2008 259 Percy Agyei-Obese 2019 239 Dae'Quan Scott 2013 237 Dae'Quan Scott 2011 223 Rodney Landers 2007 223 Curtis Keaton 1998 223 Warren Marshall 1986 219 Warren Marshall 1985 	Rush Attempts <ol style="list-style-type: none"> 737 Warren Marshall 1982-86 673 Khalid Abdullah 2013-16 642 Eriq Williams 1989-92 551 Alvin Banks 2003-06 540 Rodney Landers 2005-08 537 Curtis Keaton 1998-99 473 Maurice Fenner 2003-06 455 Cardon Johnson 2015-18 453 Butch Robinson 1977-80 448 Greg Medley 1986-89
Rushing Touchdowns <ol style="list-style-type: none"> 5 Curtis Keaton vs. Connecticut (10/23/99) 5 Kelvin Jeter vs. Morgan State (9/2/95) 4 Mike Cawley vs. Connecticut (11/12/94) 3 Many players tied 	Rushing Touchdowns <ol style="list-style-type: none"> 22 Khalid Abdullah 2016 20 Curtis Keaton 1999 19 Percy Agyei-Obese 2019 16 Rodney Landers 2008 14 Kenny Sims 1992 13 Khalid Abdullah 2015 12 Dae'Quan Scott 2011 12 Rodney Landers 2007 12 Mike Cawley 1994 11 Marcus Marshall 2017 11 Eriq Williams 1991 	Rushing Touchdowns <ol style="list-style-type: none"> 41 Khalid Abdullah 2013-16 32 Dae'Quan Scott 2009-12 32 Eriq Williams 1989-92 31 Rodney Landers 2005-08 30 Curtis Keaton 1998-99 29 Maurice Fenner 2003-06 29 Warren Marshall 1982-86 28 Alvin Banks 2003-06 26 Cardon Johnson 2015-18 25 Kenny Sims 1989-92
Passing Yards <ol style="list-style-type: none"> 433 Vad Lee at Richmond (11/15/14) 406 Vad Lee at Villanova (9/20/14) 398 Cole Johnson at New Hampshire (11/3/18) 388 Greg Maddox vs. Hofstra (9/12/98) 376 Matt LeZotte at Villanova (10/6/01) 371 Bryan Schor vs. New Hampshire (12/3/16) 359 Bryan Schor vs. Weber State (12/8/17) 355 Michael Birdsong vs. Stony Brook (11/16/13) 348 Eriq Williams vs. Richmond (10/26/91) 345 Tom Bowles at William & Mary (10/31/81) 	Passing Yards <ol style="list-style-type: none"> 3,462 Vad Lee 2014 3,441 Ben DiNucci 2019 3,222 Bryan Schor 2017 3,002 Bryan Schor 2016 2,813 Michael Birdsong 2013 2,459 Mike Cawley 1995 2,275 Ben DiNucci 2018 2,190 Vad Lee 2015 2,045 Justin Rascati 2006 2,045 Justin Rascati 2004 	Passing Yards <ol style="list-style-type: none"> 7,078 Bryan Schor 2014-17 6,482 Mike Cawley 1993-95 5,912 Justin Rascati 2004-06 5,716 Ben DiNucci 2018-19 5,652 Vad Lee 2014-15 5,356 Eriq Williams 1989-92 4,863 Greg Maddox 1996-98 4,504 Matt LeZotte 2001-04 3,661 Justin Thorpe 2008-12 3,583 Tom Bowles 1979-83
Pass Attempts <ol style="list-style-type: none"> 58 Matt LeZotte at Villanova (10/6/01) 48 Cole Johnson at New Hampshire (11/3/18) 48 Mike Cawley vs. Delaware (10/21/95) 47 Vad Lee at Charlotte (10/25/14) 47 Greg Maddox vs. Hofstra (9/12/98) 45 Bryan Schor vs. Weber State (12/8/17) 44 Vad Lee vs. Delaware (9/27/14) 44 Mike Cawley at Connecticut (9/18/93) 43 Four times 	Pass Attempts <ol style="list-style-type: none"> 465 Vad Lee 2014 417 Bryan Schor 2017 378 Ben DiNucci 2019 376 Michael Birdsong 2013 361 Mike Cawley 1995 309 Ben DiNucci 2018 297 Bryan Schor 2016 297 Greg Maddox 1998 283 Justin Rascati 2004 268 Greg Maddox 1997 	Pass Attempts <ol style="list-style-type: none"> 863 Mike Cawley 1993-95 827 Bryan Schor 2014-17 769 Greg Maddox 1996-98 728 Justin Rascati 2004-06 705 Vad Lee 2014-15 687 Ben DiNucci 2018-19 646 Matt LeZotte 2001-04 617 Eriq Williams 1989-92 584 Tom Bowles 1979-83 472 Justin Thorpe 2008-12

Individual Top-10 Lists

Game			Season			Career				
Pass Completions			Pass Completions			Pass Completions				
1.	34	Matt LeZotte at Villanova (10/6/01)	1.	282	Vad Lee	2014	1.	559	Bryan Schor	2014-17
2.	32	Vad Lee at Charlotte (10/25/14)	2.	271	Bryan Schor	2017	2.	487	Justin Rascati	2004-06
3.	31	Cole Johnson at New Hampshire (11/3/18)	3.	268	Ben DiNucci	2019	3.	479	Ben DiNucci	2018-19
	31	Mike Cawley vs. Delaware (10/21/95)	4.	227	Michael Birdsong	2013		479	Mike Cawley	1993-95
5.	30	Bryan Schor vs. New Hampshire (12/3/16)	5.	217	Bryan Schor	2016	5.	446	Vad Lee	2014-15
6.	29	Michael Birdsong at Akron (9/7/13)	6.	211	Ben DiNucci	2018	6.	405	Greg Maddox	1996-98
7.	28	Mike Cawley at Connecticut (9/18/93)	7.	196	Mike Cawley	1995	7.	358	Matt LeZotte	2001-04
8.	27	Vad Lee at Richmond (11/15/14)	8.	185	Justin Rascati	2004	8.	326	Eriq Williams	1989-92
9.	26	Bryan Schor vs. Stony Brook (12/2/17)	9.	164	Vad Lee	2015	9.	281	Justin Thorpe	2008-12
	26	Vad Lee vs. William & Mary (11/1/14)		164	Greg Maddox	1998	10.	268	Michael Birdsong	2012-13
	26	Justin Thorpe at Rhode Island (9/22/12)								
	26	Matt LeZotte vs. Northeastern (11/22/03)								
	26	Greg Maddox vs. Hofstra (9/12/98)								
Passing Touchdowns			Passing Touchdowns			Passing Touchdowns				
1.	5	Bryan Schor vs. ETSU (9/9/17)	1.	30	Vad Lee	2014	1.	62	Bryan Schor	2014-17
	5	Bryan Schor vs. New Hampshire (12/3/16)	2.	29	Ben DiNucci	2019	2.	51	Vad Lee	2014-15
	5	Bryan Schor vs. Rhode Island (10/29/16)		29	Bryan Schor	2016		51	Justin Rascati	2004-06
	5	Vad Lee at Towson (10/10/15)	4.	26	Bryan Schor	2017	4.	45	Ben DiNucci	2018-19
	5	Michael Birdsong vs. Stony Brook (11/16/13)	5.	22	Michael Birdsong	2013	5.	42	Mike Cawley	1993-95
6.	4	Ben DiNucci vs. Morgan State (9/14/19)	6.	21	Vad Lee	2015	6.	40	Eriq Williams	1989-92
	4	Ben DiNucci vs. Rhode Island (11/10/18)		21	Rodney Landers	2008	7.	35	Rodney Landers	2005-08
	4	Bryan Schor at Rhode Island (11/4/17)	8.	20	Justin Rascati	2006	8.	34	Greg Maddox	1996-98
	4	Bryan Schor vs. Maine (9/23/17)	9.	19	Eriq Williams	1991	9.	26	Michael Birdsong	2012-13
	4	Bryan Schor at New Hampshire (10/15/16)	10.	17	Justin Rascati	2005	10.	25	Matt LeZotte	2001-04
	4	Vad Lee vs. Albany (9/19/15)		17	Mike Cawley	1995		25	Eric Green	1984-87
	4	Vad Lee at Charlotte (10/25/14)		17	Eriq Williams	1992				
	4	Eriq Williams vs. Richmond (10/26/91)								
	4	Eriq Williams at William & Mary (9/28/91)								
	4	Eriq Williams vs. Central Florida (9/7/91)								
	4	Eric Green vs. St. Paul's (10/4/86)								
Receptions			Receptions			Receptions				
1.	13	Earnest Payton at Massachusetts (10/10/98)	1.	82	Earnest Payton	1998	1.	185	Earnest Payton	1997-00
2.	13	Earnest Payton at Rhode Island (10/31/98)	2.	74	Brandon Polk	2019	2.	169	Riley Stapleton	2016-19
3.	11	D.D. Boxley at Maine (10/16/04)	3.	65	Riley Stapleton	2019	3.	160	Brandon Ravenel	2013-16
4.	10	Riley Stapleton vs. North Dakota State (1/11/20)	3.	64	David McLeod	1993	4.	158	David McLeod	1990-93
	10	Terrence Alls vs. Stony Brook (12/2/17)	4.	63	Jay Jones	1996	5.	155	Gary Clark	1980-83
	10	Alan Harrison at Villanova (10/6/01)	5.	62	Riley Stapleton	2018	6.	151	Jay Jones	1993-96
	10	Jay Jones vs. New Hampshire (9/28/96)	6.	58	David McLeod	1992	7.	123	Alan Harrison	2000-03
	10	David McLeod vs. Boston (11/20/93)	7.	57	Brandon Ravenel	2015	8.	118	Macey Brooks	1993-96
	10	David McLeod at Massachusetts (10/2/93)		57	Gary Clark	1983	9.	113	Ed Perry	1993-96
	10	Gary Clark at William & Mary (10/31/81)	9.	56	Macey Brooks	1996	10.	108	L.C. Baker	2004-07
				55	Terrence Alls	2017				
Receiving Yards			Receiving Yards			Receiving Yards				
1.	192	David McLeod at Villanova (11/13/93)	1.	1,207	David McLeod	1993	1.	2,899	David McLeod	1990-93
2.	189	Riley Stapleton vs. Weber State (12/8/17)	2.	1,179	Brandon Polk	2019	2.	2,863	Gary Clark	1980-83
3.	187	David McLeod vs. New Hampshire (10/16/93)	3.	958	Gary Clark	1982	3.	2,807	Earnest Payton	1997-00
5.	185	David McLeod at Youngstown State (9/26/92)	4.	933	David McLeod	1992	4.	2,250	Brandon Ravenel	2013-16
	185	Gary Clark at Delaware State (10/8/83)	5.	921	Earnest Payton	1998	5.	2,113	Riley Stapleton	2016-19
6.	184	David McLeod vs. Boston University (11/20/93)	6.	885	Gary Clark	1983	6.	2,014	Macey Brooks	1993-96
7.	182	Gary Clark at William & Mary (10/31/81)	7.	828	Macey Brooks	1996	7.	1,907	Alan Harrison	2000-03
8.	181	Earnest Payton vs. Lock Haven (9/2/00)	8.	788	Riley Stapleton	2019	8.	1,862	Jay Jones	1993-96
9	170	Gary Clark vs. C.W. Post (10/10/81)	9.	777	Earnest Payton	1997	9.	1,637	Lindsay Fleshman	1997-00
10.	168	Rockeed McCarter vs. VMI (9/19/09)	10.	751	Jay Jones	1996	10.	1,450	Daniel Brown	2011-14
Receiving Touchdowns			Receiving Touchdowns			Receiving Touchdowns				
1.	3	Daniel Schiele vs. Rhode Island (10/29/16)	1.	14	Macey Brooks	1996	1.	25	Macey Brooks	1993-96
	3	Daniel Brown vs. Albany (10/5/13)	2.	11	Brandon Polk	2019	2.	22	Riley Stapleton	2016-19
	3	Macey Brooks at Boston (9/21/96)	3.	10	Riley Stapleton	2019	3.	21	David McLeod	1990-93
	3	Macey Brooks at McNeese State (9/14/96)	4.	8	DeAndre' Smith	2014	4.	17	Daniel Brown	2011-14
	3	Gary Clark vs. Liberty (9/24/83)		8	Daniel Brown	2013	5.	16	Gary Clark	1980-83
	3	Gary Clark vs. C.W. Post (10/10/81)		8	L.C. Baker	2006	6.	15	Brandon Ravenel	2013-16
7.	2	Many players tied		8	David McLeod	1991	7.	14	Mike Caussin	2006-09
			8.	7	Riley Stapleton	2018		14	Alan Harrison	2000-03
				7	Daniel Brown	2014		14	Jay Jones	1993-96
				7	Jay Jones	1995	10.	13	Rockeed McCarter	2006-09
				7	David McLeod	1992		13	L.C. Baker	2004-07
				7	Keith Thornton	1988		13	Earnest Payton	1997-00

Individual Top-10 Lists

Game			Season			Career				
Total Offense			Total Offense			Total Offense				
1.	565	Vad Lee at SMU (9/26/15)	1.	4,288	Vad Lee	2014	1.	8,241	Bryan Schor	2014-17
2.	478	Vad Lee at Villanova (9/20/14)	2.	4,010	Ben DiNucci	2019	2.	7,678	Eriq Williams	1989-92
3.	455	Vad Lee at Richmond (11/15/14)	3.	3,571	Bryan Schor	2016	3.	7,292	Vad Lee	2014-15
4.	418	Vad Lee vs. Richmond (10/24/15)	4.	3,544	Bryan Schor	2017	4.	7,249	Mike Cawley	1993-95
5.	408	Rodney Landers at Rhode Island (10/13/07)	5.	3,304	Rodney Landers	2008	5.	7,111	Justin Rascati	2004-06
6.	405	Matt LeZotte at Villanova (10/6/01)	6.	3,038	Michael Birdsong	2013	6.	6,765	Rodney Landers	2005-08
7.	404	Vad Lee at Charlotte (10/25/14)	7.	3,004	Vad Lee	2015	7.	6,718	Ben DiNucci	2018-19
8.	402	Vad Lee vs. Morehead State (9/5/15)	8.	2,951	Rodney Landers	2007	8.	5,412	Justin Thorpe	2008-12
9.	399	Cole Johnson at New Hampshire (11/3/18)	9.	2,708	Ben DiNucci	2018	9.	4,825	Greg Maddox	1996-98
10.	391	Michael Birdsong vs. Stony Brook (11/16/13)	10.	2,624	Mike Cawley	1994	10.	4,623	Matt LeZotte	2001-04
Scoring (Rush + Rec + Ret + Kick)			Scoring (Rush + Rec + Ret + Kick)			Scoring (Rush + Rec + Ret + Kick)				
1.	30	Curtis Keaton vs. Connecticut (10/23/99)	1.	160	Ethan Ratke	2019	1.	319	Ethan Ratke	2017-
	30	Kelvin Jeter vs. Morgan State (9/2/95)	2.	150	Khalid Abdullah	2016	2.	270	Khalid Abdullah	2013-16
3.	24	Alvin Banks vs. Northeastern (9/23/06)	3.	132	Tyler Gray	2016	3.	258	Dae'Quan Scott	2009-13
	24	Mike Cawley vs. Connecticut (11/12/94)	4.	126	Curtis Keaton	1999	4.	231	David Rabil	2003-06
	24	Gary Clark vs. Liberty (9/24/83)	5.	114	Percy Agyei-Obese	2019	5.	224	Tyler Gray	2015-18
6.	20	Mike Cawley vs. Delaware (10/9/93)	6.	99	Ryan Maglio	2015	6.	220	John Coursey	1993-96
	20	Eric Green vs. Morehead State (9/19/87)		99	Dave Stannard	2008	7.	215	Cameron Starke	2010-13
8.	18	Many players tied	8.	96	Rodney Landers	2008	8.	208	Warren Marshall	1982-86
			9.	91	Dave Stannard	2007	9.	204	Eriq Williams	1989-92
			10.	86	Ethan Ratke	2018	10.	194	Alvin Banks	2003-06
Touchdowns (Rush + Rec + Ret)			Touchdowns (Rush + Rec + Ret)			Touchdowns (Rush + Rec + Ret)				
1.	5	Curtis Keaton vs. Connecticut (10/23/99)	1.	25	Khalid Abdullah	2016	1.	45	Khalid Abdullah	2013-16
	5	Kelvin Jeter vs. Morgan State (9/2/95)	2.	21	Curtis Keaton	1999	2.	43	Dae'Quan Scott	2009-13
3.	4	Alvin Banks vs. Northeastern (9/23/06)	3.	19	Percy Agyei-Obese	2019	3.	34	Warren Marshall	1982-86
	4	Mike Cawley vs. Connecticut (11/12/94)	4.	16	Rodney Landers	2008	4.	33	Eriq Williams	1989-92
	4	Gary Clark vs. Liberty (9/24/83)	5.	14	Macey Brooks	1996	5.	32	Alvin Banks	2003-06
6.	3	Many players tied		14	Kenny Sims	1992	6.	31	Rodney Landers	2005-08
			7.	13	Khalid Abdullah	2015		31	Curtis Keaton	1998-99
				13	Dae'Quan Scott	2013	8.	29	Cardon Johnson	2015-18
				13	Dae'Quan Scott	2011		29	Maurice Fenner	2003-06
				13	Griff Yancey	2008	10.	25	Macey Brooks	1993-96
								25	Kenny Sims	1989-92
All-Purpose Yards			All-Purpose Yards			All-Purpose Yards				
1.	339	Jay Jones at Richmond (10/19/96)	1.	2,024	Curtis Keaton	1999	1.	5,659	Delvin Joyce	1997-2000
2.	323	Griff Yancey at Delaware (11/3/07)	2.	1,992	Khalid Abdullah	2016	2.	4,704	Dae'Quan Scott	2009-13
3.	322	Delvin Joyce vs. East Tennessee State (9/13/97)	3.	1,770	Rodney Landers	2008	3.	4,621	Warren Marshall	1982-86
4.	276	Vad Lee at SMU (10/26/15)	4.	1,741	Delvin Joyce	1998	4.	4,077	Khalid Abdullah	2013-16
5.	266	Rodney Stockett at Georgia Southern (11/15/86)	5.	1,563	Delvin Joyce	1997	5.	3,963	Gary Clark	1980-83
6.	265	Delvin Joyce vs. Delaware (10/18/97)	6.	1,545	Dae'Quan Scott	2011	6.	3,562	Rodney Landers	2005-08
7.	264	Warren Marshall vs. William & Mary (10/25/86)	7.	1,515	Jay Jones	1996	7.	3,384	Earnest Payton	1997-2000
8.	263	Brandon Ravenel vs. New Hampshire (12/3/16)	8.	1,495	Gary Clark	1983	8.	3,369	Rodney Stockett	1984-87
9.	262	Delvin Joyce vs. Villanova (10/7/00)	9.	1,488	Dae'Quan Scott	2013	9.	3,263	Alvin Banks	2003-06
10.	256	Gary Clark vs. Appalachian State (9/11/82)	10.	1,465	Warren Marshall	1986	10.	3,214	Cardon Johnson	2015-18
Kickoff Return Yards			Kickoff Return Yards			Kickoff Return Yards				
1.	268	Jay Jones at Richmond (10/19/96)	1.	737	Jay Jones	1996	1.	2,166	Scotty McGee	2006-09
2.	184	Brandon Ravenel vs. Colgate (12/5/15)	2.	727	Delvin Joyce	1998	2.	1,902	Delvin Joyce	1997-2000
3.	180	Robert Turner vs. Delaware (10/29/83)	3.	668	Shaun Marshall	1995	3.	1,434	Dwight Robinson	1991-94
4.	175	Rodney Stockett at Georgia Southern (11/15/86)	4.	656	Delvin Joyce	1997	4.	1,290	Rodney Stockett	1984-87
5.	168	Delvin Joyce vs. Villanova (9/19/98)	5.	640	Scotty McGee	2009	5.	1,165	Dejor Simmons	2011-14
6.	157	Scotty McGee at Duke 8/30/08)		640	Scotty McGee	2008	6.	1,155	Tom Green	1989-91
	157	Scotty McGee at Youngstown State (11/25/06)	7.	545	Scotty McGee	2007	7.	994	Ardon Bransford	2003-06
8.	155	John Allen at Connecticut (9/18/93)	8.	538	Rodney Stockett	1986	8.	896	Kerby Long	2007-11
9.	154	Scotty McGee at Appalachian State (11/24/07)	9.	516	Robert Turner	1983	9.	819	Jay Jones	1993-96
10.	153	Charles Tutt at Towson (10/10/15)	10.	510	Dwight Robinson	1994	10.	728	Shaun Marshall	1992-95

Individual Top-10 Lists

Game			Season			Career				
Punt Return Yards			Punt Return Yards			Punt Return Yards				
1.	183	D'Angelo Amos at Villanova (10/13/18)	1.	549	D'Angelo Amos	2018	1.	1,488	Delvin Joyce	1997-2000
	183	Gary Clark at Virginia (9/17/83)	2.	426	D'Angelo Amos	2019	2.	1,259	D'Angelo Amos	2017-19
3.	135	Delvin Joyce vs. Villanova (9/7/00)		426	Rashard Davis	2016	3.	817	Anthony Archer	1989-91
4.	125	D'Angelo Amos at William & Mary (10/19/19)	4.	411	Delvin Joyce	2000	4.	774	L.C. Baker	2004-07
5.	119	Delvin Joyce vs. Elon (9/26/98)	5.	403	Gary Clark	1982	5.	748	Gary Clark	1980-83
6.	116	L.C. Baker vs. Lock Haven (9/4/04)	6.	400	Delvin Joyce	1999	6.	575	John Allen	1991-94
7.	108	Delvin Joyce vs. Delaware (9/18/99)	7.	388	Delvin Joyce	1998	7.	570	Rodney Stockett	1984-87
8.	106	Anthony Archer at William & Mary (11/11/89)	8.	345	Anthony Archer	1991	8.	489	John Miller	2014-17
9.	105	Cortez Thompson vs. Delaware (11/6/04)		345	Anthony Archer	1990		489	Rashard Davis	2013-16
10.	103	D'Angelo Amos at Norfolk State (9/8/18)	10.	303	Gary Clark	1983	10.	421	Dae'Quan Scott	2009-13
	103	Anthony Archer vs. Georgia Southern (10/19/91)								
Field Goals Made			Field Goals Made			Field Goals Made				
1.	4	Ethan Ratke vs. Elon (10/16/18)	1.	27	Ethan Ratke	2019	1.	58	Ethan Ratke	2017-
2.	3	Ethan Ratke vs. Weber State (12/21/19)	2.	17	Ethan Ratke	2018	2.	39	John Coursey	1993-96
	3	Ethan Ratke vs. Saint Francis (9/7/19)	3.	15	Cameron Starke	2011	3.	37	Cameron Starke	2010-13
	3	Ethan Ratke at Villanova (10/13/18)		15	John Coursey	1994	4.	32	David Rabil	2003-06
	3	Ethan Ratke vs. William & Mary (9/22/18)		15	Scott Norwood	1980		32	Scott Norwood	1978-81
	3	Ethan Ratke vs. Weber State (12/8/17)	6.	14	Ethan Ratke	2017	6.	30	Mickey Stinnett	1982-84
	3	Tyler Gray vs. Villanova (10/14/17)		14	Tyler Gray	2016	7.	29	Tyler Gray	2015-18
	3	Ryan Maglio at Towson (10/10/15)		14	Mike Glover	1999	8.	23	Dave Stannard	2007-08
	3	Ryan Maglio vs. William & Mary (11/1/14)		14	John Coursey	1995		23	Burke George	2001-03
	3	Cameron Starke at Delaware (9/28/13)	10.	13	Burke George	2002	10.	22	Ryan Maglio	2014-15
	3	Dave Stannard vs. Richmond (10/27/07)		13	Nelson Garner	1997		22	Mike Glover	1997, 1999-2001
	3	Burke George vs. Florida Atlantic (9/14/02)		13	Mickey Stinnett	1984				
	3	Mike Glover vs. Villanova (10/7/00)								
	3	Mike Glover at Hofstra (11/20/99)								
	3	Mike Glover at Villanova (10/2/99)								
	3	John Coursey at William & Mary (9/9/95)								
	3	John Coursey at Delaware (10/8/94)								
	3	Mickey Stinnett vs. East Tennessee State (9/25/82)								
	3	Scott Norwood vs. East Tennessee State (11/8/80)								
	3	Scott Norwood vs. Liberty (10/11/80)								
	3	Scott Norwood vs. Morehead State (11/10/79)								
Punting Average (Min. 3)			Punting Average			Punting Average				
1.	53.0	John Druiett vs. Liberty (9/21/95)	1.	43.8	Chris Wright	1998	1.	43.5	Chris Wright	1996, 98
2.	52.5	Brad Hudgins vs. UMass (10/5/91)	2.	43.7	Nelson Garner	1997	2.	41.8	Nelson Garner	1994-97
3.	52.0	Scott Frazier at Youngstown State (9/26/92)	3.	42.5	Gunnar Kane	2015	3.	41.4	John Druiett	1985-87
4.	51.7	Harry O'Kelly at Elon (9/28/19)	4.	42.1	John Druiett	1987	4.	41.0	Scott Todd	1987-90
5.	50.0	David Skahn at Maine (11/3/12)	5.	42.0	Gunnar Kane	2016	5.	40.7	Gunnar Kane	2014-16
6.	49.5	Connor Arnone vs. Albany (10/5/13)	6.	41.9	Nelson Garner	1996	6.	40.3	Mickey Stinnett	1982-84
	49.5	Scott Todd vs. Liberty (10/1/88)	7.	41.5	Nick Englehart	2003	7.	39.6	Harry O'Kelly	2017-
8.	49.0	Gunnar Kane vs. Rhode Island (10/29/16)		41.5	Scott Todd	1989	8.	39.5	David Skahn	2009-12
	49.0	Mickey Stinnett at Richmond (11/5/83)	9.	41.3	Harry O'Kelly	2017	9.	39.4	Connor Arnone	2012-14
10.	48.8	Nelson Garner vs. Boston (11/22/97)	10.	40.9	Mickey Stinnett	1983	10.	39.3	Nick Englehart	2002-05
	48.8	Scott Todd at Appalachian State (9/23/89)		40.9	Greg Caldwell	1981	11.	38.9	Mike Glover	1997, 99-2001
Tackles			Tackles			Tackles				
1.	26	Clyde Hoy vs. Towson (11/7/81)	1.	167	Clyde Hoy	1981	1.	506	Charles Haley	1982-85
	26	Clyde Hoy at U.S. Merchant Marine (10/4/80)	2.	166	Dale Caparaso	1978	2.	503	Clyde Hoy	1978-81
3.	25	Dean McCullough vs. Massachusetts (9/6/86)		166	Dale Caparaso	1976	3.	487	Dale Caparaso	1976, 78-79
	25	Dale Caparaso at Davidson (10/16/76)	4.	161	Dennard Melton	2003	4.	445	Stephon Robertson	2010-13
5.	24	Clyde Hoy vs. Furman (10/17/81)	5.	157	Derrick Lloyd	2001	5.	438	Woody Bergeria	1974-77
6.	23	Derrick Lloyd vs. Rhode Island (9/22/01)	6.	156	Derick Pack	2000	6.	427	Dean McCullough	1983-86
	23	Marty Fitzgerald at Massachusetts (9/26/87)	7.	155	Dale Caparaso	1979	7.	416	Tony LeZotte	2004-07
8.	22	Four Players Tied	8.	151	Dean McCullough	1986	8.	399	Derick Pack	1999-01
			9.	148	Dewey Windham	1975	9.	362	Eupton Jackson	1987-90
			10.	147	Two Players Tied		10.	354	Gage Steele	2013-16
Sacks			Sacks			Sacks				
1.	5#	Jim McHugh at Emory & Henry (10/25/75)	1.	16.5	John Daka	2019	1.	33	Chris Morant	1998-2000
2.	5#	Bob Dunn at Emory & Henry (10/25/75)	2.	13.5	Sage Harold	2014	2.	29	Arthur Moats	2006-09
3.	4.5	Kwynn Walton vs. VMI (10/30/04)	3.	12.0	Ron'Dell Carter	2019	3.	28	Woody Bergeria	1974-77
4.	4	John Baranowsky vs. Towson (11/17/07)		12	Chris Morant	1999	4.	27.5	John Daka	2016-19
	4	Chris Morant at Rhode Island (10/31/98)	5.	11.5	Arthur Moats	2008	5.	26	Andrew Ankrah	2014-17
	4	Greg Colvin vs. VMI (10/22/88))		11.5	Richard Hicks	2002	6.	25.5	Sage Harold	2011-14
	4	Charles Haley vs. Davidson (10/26/85)	7.	11	Arthur Moats	2009	7.	25	Larry Smith	1975-78
8.	3.5	Andrew Ankrah at SMU (9/26/15)		11	Kevin Winston	2006	8.	24.5	Kevin Winston	2003-06
	3.5	Brandon Lee vs. Stony Brook (11/16/13)		11	Chris Morant	1998	9.	23.5	Ron'Dell Carter	2017-19
	3.5	Arthur Moats vs. Villanova 12/6/08)		11	Larry Smith	1977	10.	21	Mark Baird	1974-77
	3.5	Derrick Lloyd at UMass (10/20/01)						21	Bob Dunn	1974-76

1975 totals may include shared sacks

Individual Top-10 Lists

<i>Game</i>			<i>Season</i>			<i>Career</i>				
Interceptions			Interceptions			Interceptions				
1.	3	Jimmy Moreland vs. South Dakota State (12/16/17)	1.	9	Jordan Brown	2017	1.	18	Jimmy Moreland	2014-18
	3	Chris Jacobs vs. Georgia Southern (11/2/85)	2.	8	Jimmy Moreland	2017	2.	14	Raven Greene	2013-17
	3	Bob Logan at Emory & Henry (9/11/76)		8	Tony Booth	1997	3.	13	Rashad Robinson	2015-19
4.	2	Many Players Tied	4.	7	Rashad Robinson	2017		13	Jordan Brown	2014-17
				7	Terry Hansrote	1977		13	Clint Kent	2002-05
				7	Bob Logan	1976		13	Bob Logan	1975-78
			7.	6	Adam Smith	2019	7.	12	Dean Marlowe	2011-14
				6	Raven Greene	2016	8.	11	Taylor Reynolds	2013-16
				6	Quincy Waller	1995		11	John Stein	1993-96
				6	Chris Parrott	1992		11	Mike Thurman	1978-82
				6	Brent Good	1974				
Interception Return Yards			Interception Return Yards			Interception Return Yards				
1.	101	Taylor Reynolds at Richmond (11/15/14)	1.	217	Jimmy Moreland	2018	1.	363	Jimmy Moreland	2014-18
2.	100	Jimmy Moreland at Richmond (9/29/18)	2.	146	Tony Jordan	1996	2.	258	Raven Greene	2013-17
	100	Tony LeZotte vs. Towson (11/19/05)		146	Bob Logan	1976	3.	229	Bob Logan	1975-78
4.	94	Tony Jordan vs. William & Mary (10/12/96)	4.	145	Rashad Robinson	2017	4.	201	Taylor Reynolds	2013-16
5.	83	MJ Hampton vs. Villanova (10/12/19)	5.	127	Taylor Reynolds	2014		201	Cortez Thompson	2001-04
6.	82	Rashad Robinson vs. New Hampshire (10/28/17)	6.	113	Raven Greene	2016	6.	183	Jordan Brown	2014-17
7.	79	Charles Tutt vs. Monmouth (12/7/19)	7.	107	Quincy Waller	1995	7.	176	Rashad Robinson	2015-19
8.	77	Jordan Brown at William & Mary (10/21/17)	8.	105	Clint Kent	2004	8.	157	Clint Kent	2002-05
9.	76	Bob Logan at Emory & Henry (9/11/76)		105	Brent Good	1974	9.	155	Akeem Jordan	2003-06
10.	70	Akeem Jordan at UMass (10/15/05)	10.	100	Raven Greene	2017	10.	146	Tony Jordan	1993, 95-96
				100	Tony LeZotte	2005				

Team Single-Game Top-5 Lists

Rushing Yards

501 – vs. Frostburg State – 10/23/76
498 – vs. Morehead State – 9/3/16
491 – vs. Washington & Lee – 9/9/78
472 – vs. Norfolk State – 9/16/17
442 – vs. Towson State – 10/12/91

Road only:

440 – at SMU – 9/26/15
440 – at Towson – 11/22/08
410 – at ECU – 9/2/17
406 – at Elon – 10/17/15
403 – at Delaware – 11/3/07

Most Rushes

84 – at Richmond – 9/22/90
79 – vs. Frostburg State – 10/23/76
74 – vs. Morehead State – 9/3/16
72 – vs. Washington & Lee – 9/9/78
71 – vs. ETSU – 11/8/86
71 – at Emory & Henry – 9/11/76

Rushing Touchdowns

10 – vs. Morehead State – 9/3/16
9 – vs. Gallaudet – 11/16/74
8 – vs. Morgan State – 9/2/95
7 – vs. Norfolk State – 9/16/17
7 – at Towson – 11/22/08
7 – vs. Bloomsburg State – 9/2/89
7 – vs. Washington & Lee – 9/9/78

Passing Yards

433 – at Richmond – 11/15/14
422 – at New Hampshire – 11/3/18
408 – vs. New Hampshire – 12/3/16
406 – at Villanova – 9/20/14
388 – vs. Hofstra – 9/12/98

Road only:

433 – at Richmond – 11/15/14
422 – at New Hampshire – 11/3/18
406 – at Villanova – 9/20/14
376 – at Villanova – 10/6/01
352 – at William & Mary – 10/31/81

Pass Completions

34 – at Villanova – 10/6/01
33 – vs. Delaware – 10/21/95
32 – at New Hampshire – 11/3/18
32 – at Charlotte – 10/25/14
31 – vs. New Hampshire – 12/3/16

Road only:

34 – at Villanova – 10/6/01
32 – at New Hampshire – 11/3/18
32 – at Charlotte – 10/25/14
29 – at Akron – 9/7/13
28 – at Connecticut – 9/18/93

Pass Percentage (Min. 15 att.)

.941 (16-17) – vs. Elon – 11/19/16
.875 (21-24) – vs. Rhode Island – 10/29/16
.867 (13-15) – vs. Maine – 10/8/05
.867 (13-15) – at Rhode Island – 11/2/02
.864 (19-22) – vs. Hofstra – 10/2/04

Passing Touchdowns

6 – vs. Morgan State – 9/14/19
6 – vs. New Hampshire – 12/3/16
5 – vs. ETSU – 9/9/17
5 – vs. Rhode Island – 10/29/16
5 – at Towson – 10/10/15
5 – vs. Stony Brook – 11/16/13
5 – vs. Richmond – 10/26/91

Interceptions Throws

6 – vs. Delaware – 11/3/01
5 – at Colgate – 12/1/18
5 – vs. Albany – 9/19/15
5 – at Shippensburg – 11/12/83
4 – 11 times

Total Offense

729 – at SMU – 9/26/15
728 – vs. Norfolk State – 9/16/17
713 – vs. Morehead State – 9/5/15
699 – vs. Elon – 11/19/16
667 – vs. Robert Morris – 9/13/18

Road only:

729 – at SMU – 9/26/15
614 – at ECU – 9/2/16
606 – at Lehigh – 9/6/14
604 – at Elon – 10/17/15
576 – at Towson – 11/17/18

Touchdowns

12 – vs. Rhode Island – 10/29/16
11 – vs. Morehead State – 9/3/16
11 – vs. Gallaudet – 11/16/74
10 – vs. Robert Morris – 9/13/18
10 – vs. Norfolk State – 9/16/17
10 – vs. Lock Haven – 9/2/00
10 – vs. Morgan State – 9/2/95

Plays

99 – vs. Delaware – 9/27/14
96 – at Richmond – 9/22/90
95 – at Charlotte – 10/25/14
94 – vs. Charlotte – 9/21/13
94 – at Akron – 9/7/13

First Downs

40 – vs. Albany – 9/19/15
39 – vs. Norfolk State – 9/16/17
38 – vs. Saint Francis (Pa.) – 9/1/12
36 – vs. Monmouth – 12/7/19
34 – vs. Morehead State – 9/3/16
34 – at SMU – 9/26/15

Road/Neutral only:

34 – at SMU – 9/26/15
32 – vs. Montana – 12/17/04 (title game)
31 – at Lehigh – 9/6/14
30 – at Chattanooga – 9/21/19
30 – at Richmond – 9/22/90

All-Purpose Yards

934 – vs. Lock Haven – 9/2/00
876 – vs. Norfolk State – 9/16/17
851 – vs. Elon – 11/19/16
820 – vs. Lock Haven – 9/4/04
782 – vs. Albany – 9/19/15

Punt Average (min. 3 att.)

54.0 – vs. Lehigh – 9/12/15
52.5 – at Youngstown State – 9/26/92
51.7 – at Elon – 9/28/19
49.5 – vs. Albany – 10/5/13
49.0 – vs. Rhode Island – 10/29/16
49.0 – at Richmond – 11/5/83

JMU Turnovers

8 – at Virginia – 10/13/79
8 – at Towson – 9/15/79
7 – 10 times

Team Single-Game Top-5 Lists

Interceptions Made

6 - vs. South Dakota State - 12/16/17
 6 - at Gallaudet - 11/17/73
 5 - vs. Stony Brook - 12/2/17
 5 - vs. Rhode Island - 10/29/16
 5 - at Villanova - 10/6/01
 5 - at Maine - 9/27/97
 5 - at Northeastern - 11/23/91

JMU Fumbles

9 - vs. Davidson - 10/26/85
 9 - vs. Liberty - 9/21/85
 8 - vs. Youngstown State - 10/20/90
 8 - at William & Mary - 10/6/79
 8 - vs. Salisbury - 10/15/77

JMU Fumbles Lost

6 - at Virginia - 10/13/79
 5 - seven times

Opponent Points

69 - at Virginia - 10/13/79
 59 - vs. Richmond - 10/24/15
 59 - at Shippensburg - 11/12/77
 56 - at North Carolina - 9/17/16
 52 - at Maryland - 8/30/14

JMU Win Margin

77 - vs. Rhode Island - 10/29/16
 73 - vs. Morehead State - 9/3/16
 72 - vs. Lock Haven (72-0) - 9/2/00
 69 - vs. Morgan State (76-7) - 9/2/95
 66 - vs. Robert Morris (73-7) - 9/13/18

Win Margin on Road

53 - at Richmond (63-10) - 9/29/18
 51 - at Elon (51-0) - 10/17/15
 39 - at Villanova (42-3) - 11/13/93
 38 - at VMI (45-7) - 9/30/06
 37 - at Villanova (37-0) - 10/13/18

Opponent Win Margin

60 - at Virginia (9-69) - 10/13/79
 47 - at Virginia Tech (0-47) - 9/4/99
 45 - at Maryland (7-52) - 8/30/14
 45 - at Appalachian State (0-45) - 9/12/81
 43 - at Virginia Tech (0-43) - 9/7/03

Penalties

15 - at Massachusetts - 9/26/87
 14 - at ECU - 9/2/17
 14 - vs. Morehead State - 9/19/87
 14 - vs. ETSU - 11/8/86
 14 - vs. Towson State - 11/23/85
 14 - vs. Randolph-Macon - 10/27/79

Yards Penalized

172 - at ECU - 9/2/17
 165 - vs. ETSU - 11/8/86
 150 - vs. Randolph-Macon - 10/27/79
 148 - vs. Towson State - 11/23/85
 131 - at Massachusetts - 9/26/87
 128 - vs. Morehead State - 9/19/87

Points (Any Quarter)

35 - vs. Norfolk State - 9/16/17
 35 - vs. Morgan State - 9/2/95
 31 - vs. Robert Morris - 9/13/18
 30 - vs. South Dakota State - 12/16/17
 28 - 13 times

Road record:

28 - at Richmond (2nd) - 9/29/18

1st-Quarter Points

28 - vs. Rhode Island - 10/29/16
 28 - vs. Morehead State - 9/3/16
 23 - vs. Randolph-Macon - 10/27/79
 21 - 19 times

2nd-Quarter Points

35 - vs. Norfolk State - 9/16/17
 35 - vs. Morgan State - 9/2/95
 31 - vs. Robert Morris - 9/13/18
 28 - Nine Times

3rd-Quarter Points

30 - vs. South Dakota State - 12/16/17
 28 - vs. Lock Haven - 9/4/04
 28 - vs. Liberty - 9/9/00
 26 - vs. Gallaudet - 11/16/74
 23 - vs. Sam Houston State - 12/9/16

4th-Quarter Points

28 - vs. Lock Haven - 9/2/00
 24 - vs. Villanova - 10/7/00
 23 - vs. Delaware - 10/29/83
 21 - 13 times

1st-Half Points

52 - vs. Robert Morris - 9/13/18
 52 - vs. Morehead State - 9/3/16
 49 - vs. Rhode Island - 10/29/16
 49 - vs. Morgan State - 9/3/95
 45 - vs. Elon - 11/22/14
 45 - vs. Towson - 11/19/05

2nd-Half Points

42 - vs. Lock Haven - 9/2/00
 40 - vs. Gallaudet - 11/16/74
 36 - vs. Elon - 11/19/16
 35 - vs. Rhode Island - 10/29/16
 35 - vs. Towson - 10/11/14
 35 - vs. Appalachian State - 9/20/08
 35 - at Hofstra - 10/1/05
 35 - at Northeastern - 11/6/93
 35 - vs. Washington & Lee - 9/9/78

Total Points

84 - vs. Rhode Island - 10/29/16
 80 - vs. Morehead State - 9/3/16
 76 - vs. Morgan State - 9/2/96
 75 - vs. Norfolk State - 9/16/17
 73 - vs. Robert Morris - 9/13/18

JMU Long Plays

Rush

1. 95 (TD)	Joe Sparksman vs. William & Mary	11/10/90
2. 92 (TD)	Brian Coe at Delaware State	10/8/83
3. 87 (TD)	Marcus Marshall vs. South Dakota State	12/16/17
4. 86 (TD)	Griff Yancey at Delaware	11/3/07
86 (TD)	Ron Stith vs. Frostburg State	10/23/76
6. 85 (TD)	Cardon Johnson at ECU	9/2/17
85 (TD)	Khalid Abdullah at Maine	9/24/16
8. 83 (TD)	Maurice Fenner vs. Lock Haven	9/4/04
9. 82 (TD)	Stan Jones at Emory & Henry	9/11/76
10. 81 (TD)	Marcus Marshall vs. Robert Morris	9/13/18
81 (TD)	Rodney Landers vs. Delaware State	9/17/05
81 (TD)	Ron Stith at Frostburg State	10/18/75

Pass

1. 93 (TD)	Vad Lee to DeAndre' Smith at Richmond	11/15/14
2. 86 (TD)	Mike Cawley to David McLeod vs. New Hampshire	10/16/93
3. 82 (TD)	Mike Cawley to Jay Jones at Appalachian State	11/25/95
4. 81 (TD)	Jayson Cooke to Tahir Hinds vs. Rhode Island	11/1/03
5. 80 (TD)	Ben DiNucci to Brandon Polk vs. Richmond	11/16/19
80 (TD)	Jace Edwards to Kerby Long vs. Villanova	10/15/11
80 (TD)	Jon Roddy to Gary Clark at Virginia	9/18/82
8. 78 (TD)	Eriq Williams to David McLeod vs. Hofstra	9/19/92
9. 77 (TD)	Drew Dudzik to Jamal Sullivan at Virginia Tech	9/11/10
77	Matt LeZotte to Jason Mallory at Delaware	10/12/02

Kickoff Return

1. 100 (TD)	Dejor Simmons vs. Richmond	10/12/13
100 (TD)	Scotty McGee vs. Towson	11/17/07
3. 99 (TD)	Scotty McGee vs. Appalachian State	9/20/08
99 (TD)	Scotty McGee at Youngstown State	11/25/06
99 (TD)	Jay Jones at Richmond	10/19/96
6. 98 (TD)	Brandon Ravenel vs. Villanova	11/21/15
98 (TD)	Tony Booth vs. Northeastern	11/7/98
98 (TD)	Shaun Marshall vs. Boston	10/7/95
9. 95 (TD)	Gary Clark vs. Liberty	9/24/83
10. 94 (TD)	Dwight Robinson vs. Villanova	10/15/94

Punt Return

1. 89 (TD)	D'Angelo Amos at Villanova	10/13/18
89 (TD)	Gary Clark at Virginia	9/17/83
2. 87 (TD)	Cortez Thompson vs. Delaware	11/6/04
87 (TD)	Gary Clark at Virginia	9/17/83
5. 85 (TD)	D'Angelo Amos at Rhode Island	11/23/19
6. 81 (TD)	D'Angelo Amos at Villanova	10/13/18
7. 80 (TD)	Anthony Archer vs. Georgia Southern	10/19/91
8. 79 (TD)	Gary Clark vs. Appalachian State	9/11/82
9. 77 (TD)	Earnest Payton vs. Boston University	11/22/97
10. 76 (TD)	D'Angelo Amos at Norfolk State	9/8/18
76 (TD)	Rashard Davis vs. Morehead State	9/3/16

Interception Return

1. 100 (TD)	Jimmy Moreland at Richmond	9/29/18
100 (TD)	Tony LeZotte vs. Towson	11/19/05
3. 94 (TD)	Tony Jordan vs. William & Mary	10/12/96
4. 83 (TD)	MJ Hampton vs. Villanova	10/12/19
5. 82 (TD)	Rashad Robinson vs. New Hampshire	10/28/17
6. 79 (TD)	Charles Tutt vs. Monmouth	12/7/19
7. 70 (TD)	Akeem Jordan at Massachusetts	10/15/05
8. 69 (TD)	Clint Kent at William & Mary	12/10/04
9. 67	Trey Townsend vs. Delaware	11/6/04
10. 65 (TD)	Quincy Waller vs. McNeese State	9/16/95
* 100 (PAT)	Mike Masella vs. Villanova	9/19/98

Fumble Return

1. 99 (TD)	Chris Morant vs. Northeastern	11/7/98
2. 94 (TD)	Mark Coates vs. Delaware	9/25/99
3. 84 (TD)	Dan Kobosko at Richmond	11/12/88
4. 77 (TD)	Taylor Reynolds vs. Villanova	11/21/15
5. 68 (TD)	Arthur Moats vs. Towson	11/21/09
6. 53 (TD)	Cortez Thompson at Rhode Island	11/2/02
7. 46 (TD)	Andy Bailey at William & Mary	10/11/98
8. 39	D'Angelo Amos vs. William & Mary	9/22/18
9. 38 (TD)	Jamaris Sanders at Massachusetts	11/14/09
38 (TD)	Kevin Winston vs. Richmond	10/28/06

Field Goal

1. 53	Mickey Stinnett vs. Richmond	9/1/84
2. 52	Mike Glover vs. South Florida	10/30/99
3. 51	Jason Pritchard at Richmond	10/11/08
51	Scott Norwood vs. Towson State	11/7/81
51	Scott Norwood vs. Morehead State	11/10/79
6. 50	Jason Pritchard at Rhode Island	10/13/07
50	Burke George at Hofstra	9/21/02
50	Burke George at Maine	9/29/01
50	Mike Glover at Hofstra	11/20/99
50	Nelson Garner at William & Mary	10/11/97

Punt

1. 73	Nelson Garner vs. Boston University	10/7/95
73	Scott Todd vs. Appalachian State	9/10/88
3. 71	Winston Bersch vs. Salisbury State	10/13/73
4. 70	Jason Pritchard vs. Towson	11/17/07
5. 69	Scott Todd vs. Richmond	11/12/88
6. 67	Nelson Garner at Northeastern	11/8/97
7. 66	Harry O'Kelly vs. South Dakota State	12/16/17
66	Gunnar Kane vs. William & Mary	10/8/16
66	Mike Glover vs. South Florida	10/30/99
10. 65	David Skahn vs. Alcorn State	9/8/12
65	Matt Goff at Liberty	9/19/09

Opponent Long Plays

Rush	94	(TD)	Bill Douglas vs. Frostburg State	10/23/76
Pass	95	(TD)	Fred Vallett to Dave Klemic vs. Northeastern	11/7/98
Field Goal	63		Tim Foley vs. Georgia Southern	11/7/87
Punt	75		Andrew Maclay at Massachusetts	10/10/98
Kickoff Return	100	(TD)	Marcus Taylor vs. Norfolk State	9/16/17
Punt Return	81	(TD)	DeAndrew Rubin at South Florida	9/16/00
Interception Return	100	(TD)	Melvin Cunningham at Marshall	12/3/94
	100	(TD)	Rico Mack vs. Appalachian State	11/17/90
Fumble Return	67	(TD)	Jamal Clay at Maine	11/3/12

Bridgeforth Stadium Records

INDIVIDUAL RECORDS

Rushing Yards

264 – Warren Marshall vs. W&M – 10/25/86

Rush Attempts

39 – Khairi Dickson (Saint Francis) – 9/13/14

Rushing Touchdowns

5 – Curtis Keaton vs. UConn – 10/23/99

5 – Kelvin Jeter vs. Morgan State – 9/2/95

Rushing Long

95 (TD) – Joe Sparksman vs. W&M – 11/10/90

Passing Yards

442 – Greg Moore (Boston University) – 11/20/93

Pass Completions

40 – Swan Schaefer (Towson) – 11/17/07

40 – Brett Gordon (Villanova) – 9/28/02

Pass Attempts

59 – Sean Schaefer (Towson) – 11/17/07

59 – Mickey Fein (Maine) – 10/24/98

Passing Touchdowns

5 – Bryan Schor vs. ETSU – 9/9/17

5 – Bryan Schor vs. New Hampshire – 12/3/16

5 – Bryan Schor vs. Rhode Island – 10/29/16

5 – Michael Birdsong vs. Stony Brook – 11/16/13

5 – Tom Erhardt (C.W. Post) – 10/10/81

Passing Long

95 (TD) – Fred Vallett to Dave Klemic (NU) – 11/7/98

Interceptions Thrown

6 – Taryn Christion (South Dakota State) – 12/16/17

6 – Matt LeZotte vs. Delaware – 11/3/01

Receptions

13 – Victor Cruz (UMass) – 9/13/08

Receiving Yards

268 – Victor Cruz (UMass) – 9/13/08

Receiving Touchdowns

3 – Marven Beauvais (Rhode Island) – 11/10/18

3 – Daniel Schiele vs. Rhode Island – 10/29/16

3 – Daniel Brown vs. Albany – 10/5/13

3 – Gary Clark vs. Liberty – 9/24/83

3 – Kelvin Edwards (Liberty) – 9/24/83

3 – Gary Clark vs. C.W. Post – 10/10/81

3 – Tom DeBona (C.W. Post) – 10/10/81

Total Offense

427 – Greg Moore (Boston University) – 11/20/93

Total Plays

70 – Sean Schaefer (Towson) – 11/17/07

Run-Pass Touchdowns

5 – Ben DiNucci vs. Rhode Island – 11/10/18

5 – Ben DiNucci vs. Robert Morris – 9/13/18

5 – Bryan Schor vs. ETSU – 9/9/17

5 – Bryan Schor vs. New Hampshire – 12/3/16

5 – Bryan Schor vs. Rhode Island – 10/29/16

5 – Vad Lee vs. Richmond – 10/24/15

5 – Michael Birdsong vs. Stony Brook – 11/16/13

5 – Curtis Keaton vs. UConn – 10/23/99

5 – Kelvin Jeter vs. Morgan State – 9/2/95

5 – Dale Fry (Delaware) – 10/9/93

5 – Eriq Williams vs. Richmond – 10/26/91

5 – Eriq Williams vs. UCF – 9/7/91

5 – Tom Bowles vs. Liberty – 9/24/83

5 – Tom Ehrhardt (C.W. Post) – 10/10/81

All-Purpose Yards

325 – Brian Westbrook (Villanova) – 9/19/98

Points

30 – Curtis Keaton vs. UConn – 10/23/99

30 – Kelvin Jeter vs. Morgan State – 9/2/95

Points Kicking

16 – John Coursey vs. Morgan State – 9/2/95

Extra Points Made

12 – Tyler Gray vs. Rhode Island – 10/29/16

Extra Points Attempted

12 – Tyler Gray vs. Rhode Island – 10/29/16

Field Goals Made

4 – Ethan Ratke vs. Elon – 10/6/18

Field Goal Attempts

6 – Garth Petrilli (Middle Tennessee) – 9/10/94

Field Goal Long

60 – David Cool (Georgia Southern) – 11/5/88

Punts

12 – Gerald Carlson (Buffalo) – 9/3/94

Punt Average (min. 3 attempts)

53.0 – John Druiett vs. Liberty – 9/21/85

Punt Long

73 – Nelson Garner vs. Boston University – 10/7/95

73 – Scott Todd vs. Appalachian State – 9/10/88

Kickoff Returns

9 – Emmanuel Marc (Delaware State) – 9/17/05

Kickoff Return Yards

247 – Emmanuel Marc (Delaware State) – 9/17/05

Kickoff Return Long

100 (TD) – Marcus Taylor (Norfolk State) – 9/16/17

100 (TD) – Dejour Simmons vs. Richmond – 10/12/13

100 (TD) – Scotty McGee vs. Towson – 11/17/07

Kickoff Return Touchdowns

1 – Lonnie Moore (Monmouth) – 12/7/19

1 – Devin Ravenel vs. Morgan State – 9/14/19

1 – Marcus Taylor (Norfolk State) – 9/16/17

1 – Brandon Ravenel vs. New Hampshire – 12/3/16

1 – Brandon Ravenel vs. Villanova – 11/21/15

1 – Dejour Simmons vs. Richmond – 10/12/13

1 – Jerry Butler (Delaware) – 11/1/08

1 – Scotty McGee vs. Appalachian State – 9/20/08

1 – Scotty McGee vs. Towson – 11/17/07

1 – Tim Maypray (VMI) – 9/15/07

1 – Tony Booth vs. Northeastern – 11/7/98

1 – B.J. Thornley vs. Richmond – 10/25/97

1 – Shaun Marshall vs. Boston University – 10/7/95

1 – Dwight Robinson vs. Villanova – 10/15/94

1 – Dwight Robinson vs. Lock Haven – 9/4/93

1 – Gary Clark vs. Liberty – 9/24/83

Punt Returns

8 – L.C. Baker vs. Lock Haven – 9/4/04

Punt Return Yards

135 – Delvin Joyce vs. Villanova – 10/7/00

Punt Return Long

87 (TD) – Cortez Thompson vs. Delaware – 11/6/04

Bridgeforth Stadium Records

INDIVIDUAL RECORDS CONT.

Punt Returns

1 – John Miller vs. ETSU – 9/9/17
1 – Bryce Maginley vs. Sam Houston State – 12/9/16
1 – Rashard Davis vs. Sam Houston State – 12/9/16
1 – Rashard Davis vs. Elon – 11/19/16
1 – John Miller vs. Central Connecticut – 9/10/16
1 – Rashard Davis vs. Central Connecticut – 9/10/16
1 – Rashard Davis vs. Morehead State – 9/3/16
1 – Scotty McGee vs. Delaware – 11/1/08
1 – Scotty McGee vs. N.C. Central – 9/6/08
1 – L.C. Baker vs. Maine – 10/8/05
1 – L.C. Baker vs. Lock Haven – 9/3/05
1 – Cortez Thompson vs. Delaware – 11/6/04
1 – Darrick Brown (Maine) – 10/24/98
1 – Delvin Joyce vs. Elon – 9/26/98
1 – Earnest Payton vs. Boston University – 11/22/97
1 – David Primus (Samford) – 12/7/91
1 – Anthony Archer vs. Georgia Southern – 10/19/91
1 – Mike Dickinson (UCF) – 9/7/91
1 – Rodney Oglesby (Georgia Southern) – 11/4/89
1 – Rodney Stockett vs. Appalachian State – 11/4/89
1 – Gary Clark vs. Appalachian State – 9/11/82

Interceptions Caught

3 – Jimmy Moreland vs. South Dakota State – 12/16/17
3 – Mal Haith (Northeastern) – 11/14/87
3 – Chris Jacobs vs. Georgia Southern – 11/2/85

Interception Return Touchdowns

1 – Several Times

Interception Return Long

100 (TD) – Tony LeZotte vs. Towson – 11/19/05
100 (Def. 2-Pt.) – Mike Masella vs. Villanova – 9/9/98
100 (TD) – Rico Mack (Appalachian State) – 11/17/90

Fumble Return Touchdowns

2 – Tom McGlooin vs. Randolph-Macon – 10/27/79

Fumble Return Long

99 (TD) – Chris Morant vs. Northeastern – 9/11/99

TEAM RECORDS

Passing Yards

442 – Boston University – 11/20/93

Completions

40 – Towson – 11/17/07
40 – Villanova – 9/28/02

Pass Attempts

60 – Towson – 11/17/07

Passing Touchdowns

6 – JMU vs. New Hampshire – 12/3/16

Interceptions Thrown

6 – South Dakota State – 12/16/17
6 – JMU vs. Delaware – 11/3/01

Total Offense

728 – JMU vs. Norfolk State – 9/16/17

Total Plays

102 – Boston University – 10/7/95

JMU Points

84 – JMU vs. Rhode Island – 10/29/16

Opponent Points

59 – Richmond – 10/24/15

Combined Points

108 – Richmond (59) vs. JMU (49) – 10/24/15

JMU Win Margin

77 – JMU (84) vs. Rhode Island (7) – 10/29/16

Opponent Win Margin

31 – Richmond (43) vs. JMU (12) – 9/1/84

JMU Home Win Streak

19 Games – 2016-2018

JMU Home Losing Streak

5 Games – 1983-1984 and 2001-2002

Penalties

15 – Liberty – 9/9/00

Yards Penalized

165 – JMU vs. ETSU – 11/8/86

Top-10 Home Attendances

26,069 – Richmond 59, JMU 49 – 10/24/15
25,993 – JMU 30, Villanova 8 – 10/14/17
25,742 – JMU 31, Richmond 7 – 10/1/11
25,484 – Elon 27, JMU 24 – 10/6/18
25,330 – JMU 28, Maine 10 – 9/23/17
25,298 – JMU 21, New Hampshire 0 – 10/28/17
25,244 – JMU 13, Stony Brook 10 – 10/27/18
25,236 – JMU 43, Delaware 20 – 10/1/16
25,201 – JMU 30, Albany 13 – 10/5/13
25,130 – JMU 51, William & Mary 0 – 9/22/18

All-Time Record at Bridgeforth

190-73 (.722) - 45 Years

First Game

JMU 41, Bridgewater 13 – 10/12/74

All-Time Lettermen

A **A**
 Abdul-Wahid, Hassan 05, 06, 07, 08
 Abdullah, Khalid 13, 14, 15, 16
 Acker, Corwin 08, 09
 Ackison, Ben 94
 Adams, Jeff 72, 73, 74, 75
 Adams, Nick 04, 05, 06, 07
 Adams, Reid 03
 Adkins, Marcus 84, 85, 86
 Adu, Daniel 18, 19
 Agee, Steve 91, 92, 93, 94
 Agyei-Obese, Percy 17, 18, 19
 Ainsley, Brett 07, 08, 09
 Akins, Craig 97, 98
 Akuak, Lue 09
 Alexandre, Max 08, 09, 10
 Allely, David 15
 Allen, Daniel 10, 11, 12, 13
 Allen, John 91, 92, 93, 94
 Allen, Mike 08, 09, 10, 11
 Alls, Terrence 16, 17
 Amorese, Eric 95
 Amos, D'Angelo 17, 18, 19
 Anderson, Jordan 10, 11, 12
 Anderson, Ryan 92, 93
 Angle, Harry 76, 77, 78
 Ankrah, Andrew 14, 15, 16, 17
 Annon, Zach 98, 99, 00, 01
 Appel, Nick 14
 Apted, Terrence 06, 07, 08
 Archer, Anthony 89, 90, 91
 Archie, Ezrahy 17, 18
 Armstead, Cliff 91
 Arnold, DeVenchi 92, 93, 94, 95
 Arnone, Bryon 79, 80, 81, 82
 Arnone, Connor 12, 13, 14
 Arrington, Mike 81, 82, 83
 Aspinall, Kevin 96
 Atalla, Mike 73, 74, 75, 76
 Atariwa, Adeeb 17, 18, 19
 Athens, Arthur 03
 Atkins, Ron 99, 00
 Ausberry, Edgar 72
 Ausberry, Marshall 76, 77
 Azanama, Kelvin 17, 18, 19

B **C**
 Babington, Roane 08, 09, 10, 11
 Bache, Ryan 01, 02, 03
 Bacon, Wayne 96, 97, 98
 Bacote, Marc 97, 98, 99, 00
 Bailey, Andy 95, 96, 97
 Bailey, David 92, 93, 94, 95
 Bailey, Jason 97
 Baird, Josh 07, 08
 Baird, Mark 74, 75, 76, 77
 Baker, Justin 13
 Baker, L.C. 04, 05, 06, 07
 Ball, Derrick 95, 96, 97, 98
 Bane, Woody 74
 Bangura, Abdul 13, 14
 Bangura, Dauda 02
 Bankins, Charles 92
 Banks, Alvin 03, 04, 05, 06
 Baranowsky, John 06, 07
 Barillo, John 13
 Barker, Larry 77, 78, 79
 Barlow, Brian 09, 10, 11, 12
 Barnes, Justin 05, 06, 07
 Barnes, Marshall 82, 84, 85, 86
 Barnes, Paul 78, 79, 80
 Barnett, Percy 83
 Bates, Hilearthan 80
 Bates, Steve 86, 87, 88, 89
 Battle, Mike 77, 78, 79, 80
 Bauer, John 82

Baumgardner, Andrew 12
 Baumgardner, Eric 89, 90
 Baxter, Scott 82, 83, 84, 85
 Baylor, Eric 87, 88, 89, 90
 Beach, Brandon 01, 02, 04
 Beaver, Chris 09, 10, 11, 12
 Becker, Don 72, 73
 Beer, Chris 77
 Belmear, Andrew 01
 Benefiel, Bill 73
 Bentley, Patrick 19
 Bergeria, Woody 74, 75, 76, 77
 Berry, Charles 99, 00
 Berry, Craig 06
 Bersch, Winston 73, 74, 75
 Bethea, Justin 14, 15, 16, 17
 Bethea, Zaire 17, 18, 19
 Bianchini, Carlo 85, 86, 87
 Bigelow, Doug 94, 95, 96, 97
 Binns, Pervis 01, 02, 03
 Birdsong, Michael 12, 13
 Black, Paris 18
 Blackman, George 73, 74
 Blackwell, John 80, 81, 82, 83
 Bland, Larry 81, 82, 83
 Blandford, Craig 85, 86
 Bolden, A.J. 14, 15, 16, 17
 Bolton, Antoine 04, 05, 06, 07
 Bonham, Andy 97, 98, 99, 00
 Booth, Rick 76, 77, 78
 Booth, Tony 95, 96, 97, 98
 Borders, Ron 75, 76, 77, 78
 Borosky, John 98, 99
 Bosley, Trent 02, 03
 Bowers, John 76, 77, 78
 Bowler, Alonzo 92, 93, 94, 95
 Bowles, Tom 79, 81, 82, 83
 Boxley, D.D. 03, 04, 05, 06
 Boyd, Logan 15, 16
 Boyd, Quint 19
 Boyle, Jude 95
 Bradley, Rondell 01, 02, 03, 04
 Bradshaw, Isai 02, 03, 04, 05
 Branch, Coby 13
 Branch, Robert 15, 16
 Brandon, D.J. 05, 06, 07, 08
 Branich, Leslie 72, 73, 74, 75
 Bransford, Ardon 03, 04, 05, 06
 Braswell, Anderson 04, 05
 Breedlove, Lamont 84, 85, 86, 87
 Brennenman, Lynn 75
 Brentlinger, Jon 73, 74, 75, 76
 Bresee, Richie 86, 87, 88, 89
 Briggs, Sherrod 97, 98, 99, 00
 Brightwell, Bill 81, 82, 83, 84
 Brockenborough, Nelson 91
 Brodie, Hykeem 12
 Brooks, David 84, 85, 86
 Brooks, Dorian 06, 07, 08, 09
 Brooks, Macey 93, 94, 95, 96
 Brooks, Marzae 12, 13, 14
 Brown, Al 85, 86
 Brown, Brandon 14, 15, 16
 Brown, Daniel 11, 12, 13, 14
 Brown, Donnell 07, 08, 09, 10
 Brown, Doug 80
 Brown, Elvin 91, 92
 Brown, Jake 17, 18, 19
 Brown, Jay 97
 Brown, Jerald 07, 08, 09
 Brown, Jordan 14, 15, 16, 17
 Brown, Keith 85, 86, 87
 Brown, Lawrence 84
 Brown, Marvin 04, 05, 06, 07
 Brown, Matt 95, 96
 Brown, Michael 04

Brown, Ray 06, 07
 Brown, Reggie 19
 Brown, Ronnell 07, 08, 09, 10
 Brown, Ryan 03
 Bryant, D.J. 08, 09, 10, 11
 Bryant, Eric 90, 92
 Bryant, Richard 88, 89, 90, 91
 Bryant, Shawn 02, 03
 Buchholz, Erik 12, 13, 14
 Bulman, Artie 72, 73
 Burket, Adam 82, 83, 84, 85
 Burkhart, Rick 75, 76, 77, 78
 Burns, George 01, 02, 03, 04
 Butler, Aaron 08
 Butler, Gerren 16, 17
 Byerly, David 94, 95, 96
 Byers, Chad 09, 10, 11, 12
 Byrd, Akiba 93, 94, 96
 Byrne, Kevin 12
 Byrom, Eric 94, 95, 96, 97

C **C**
 Caggiano, P.J. 90, 91, 92
 Caldwell, Greg 79, 80, 81
 Caldwell, Jim 77, 78, 79
 Calleo, David 84, 85
 Campbell, Mike 87, 88, 89, 90
 Canestrari, Aldo 93
 Caparaso, Dale 76, 78, 79
 Capehart, Chris 97
 Cappalli, Bob 77, 78, 79
 Caracciolo, Daniel 17
 Carey, Pat 89, 90, 91, 92
 Carico, Joe 74, 75
 Carlson, D.R. 87, 88, 89, 90
 Carlson, Robert 74
 Carlton, Nick 16, 17, 18, 19
 Carpenter, James 19
 Carper, Timm 96, 97, 98, 99
 Carroll, Taurus 17, 18, 19
 Carson, Andy 97
 Carson, Robert 98, 99, 00, 01
 Carter, Darrious 16, 17, 18
 Carter, Marcus 89, 90, 92
 Carter, Ron'Dell 17, 18, 19
 Carter Jr., Robert 16, 17, 18
 Cary, Mike 77
 Cassada, Lewis 94
 Caussin, Mike 06, 07, 08, 09
 Cavanaugh, Adrian 09, 10, 11, 12
 Cavanaugh, Pat 75
 Cawley, Mike 93, 94, 95
 Chapman, David 73, 74
 Charity, Marcus 06, 07, 08, 09
 Chase, Jay 72
 Chavious, Tyree 16, 18
 Cheatham, Clayton 17, 18, 19
 Cheatham, Deane 13, 14, 15
 Christian, Bob 85, 86, 87
 Christian, Delmer 95, 96
 Chroniger, Jim 89, 90, 91, 92
 Chukwuneke, Chris 19
 Clark, Cory 97, 98, 99
 Clark, Gary 80, 81, 82, 83
 Clark, Zack 78, 79, 80
 Clark, Zeb 97, 98, 99, 00
 Clarke, Chris 06, 07, 08
 Clarke, Grant 97, 98, 99, 00
 Clem, Mike 72, 73
 Clements, Daniel 15, 16
 Clevinger, Will 18
 Coates, Mark 97, 98, 99, 00
 Coates, William 91
 Cobbs, Frank 02, 03, 04, 05
 Cobbs, Mike 15, 17, 18, 19
 Coble, Andre 11, 13, 14

Coe, Brian 81, 82, 83, 84
 Colbert, Shelton 88, 89, 90, 91
 Colclough, Antonio 19
 Coleman, Warren 75, 76, 77, 78
 Collins, George 86
 Collins, Quentin 99, 00, 01
 Collins, Reggie 17
 Collins, Roger 79, 80
 Colvin, Greg 85, 86, 88
 Comey, John 97
 Compton, Jeff 01, 02
 Connaghan, Sean 01, 02, 03, 05
 Connelly, Mike 99, 00, 01, 02
 Cook, Craig 74
 Cook, Theo 98, 99
 Cooke, Jayson 02, 03
 Cooper, Jim 98, 99, 00
 Coursey, John 94, 95, 96
 Cox, Bryan 87
 Cox, Mike 97, 98, 99, 00
 Cox, Terry 81, 82
 Crabill, Larry 72
 Craver, Jon 79, 80, 81, 82
 Crowder, Jamaal 01, 02, 03, 04
 Crutchfield, Tay 14, 15
 Cuffee, Taveion 08, 09, 10, 11
 Culkin, Phil 74, 75, 76, 77
 Cullen, Dan 77, 78, 79, 80
 Cullen, Mack 17, 18
 Cunningham, Matt 11, 12, 13, 14
 Cupit, Antonio 88, 89
 Caracciolo, Daniel 17
 Currence, Jamari 12
 Curry, Greg 72, 73
 Cuttino, Marcus 92, 93, 94

D **D**
 Daka, John 16, 17, 18, 19
 Dale, Kelvin 88
 Daley, Terry 74, 75
 D'Alonzo, Pete 78
 Dalton, Kenny 82, 83, 84, 85
 Damiano, Mike 78, 79
 Daniels, Charles 88, 89, 90, 91
 Daniels, Sam 06, 07, 08, 09
 Davis, Brad 05
 Davis, Corey 03, 04, 05, 06
 Davis, Corey (NJ) 11, 12
 Davis, Kevin 77
 Davis, Kyle 18, 19
 Davis, Mark 77
 Davis, Rashard 13, 14, 15, 16
 Davis, Richard 76
 Davis, Tommy 02, 03
 Davis, Wayne 18, 19
 Deal, Greg 72
 Dealy, Mike 97, 98, 99, 00
 Dean, Jonathan 95, 96, 97
 Dean, Kyndel 18, 19
 Dean, Ryan 06, 07
 Dean, Taylor 15
 Deeds, John-Michael 04
 DeFilippo, John 96, 97, 98, 99
 Defrees, Don 72, 73
 Dehnhostel, Mark 77, 78, 79
 Delph, Roy 85, 86, 87
 DeMarco, Ralph 74, 76, 77
 Deringer, Chip 73, 74, 75, 76
 Devine, Matt 95, 96
 Dike, Ed 76, 79
 DiNucci, Ben 18, 19
 Dixon, Ryan 11, 12, 13
 Donohue, EJ 17
 Dorsey, Juan 92, 93, 94, 95
 Dosh, Jason 07, 08
 Doss, Tim 82
 Dottin-Carter, Isaiah 03, 04, 05, 06

Doty, Lance 87, 88
 Douglas, Austin 19
 Douglas, Eric 74
 Douglas, Murray 96, 97, 99, 00
 Downey, Daniel 72
 Drew, Willie 18, 19
 Driskill, Scott 84, 85
 Druett, John 85, 86, 87
 Dudinski, Deric 08
 Dudzik, Drew 07, 08, 09, 10
 Dudzik, Mike 80
 Duke, Tom 90, 91
 Dunn, Bob 74, 75, 76
 Dunn, Clint 91, 92, 93, 94
 Dunn, Harry 02, 03, 04, 05
 Dyer, Greg 81, 83, 84

E **E**
 Eakin, Larry 72
 Eason, Vernon 06, 07
 East, Todd 78, 79, 80
 Eaton, Dale 73, 74, 75, 76
 Eckenrode, Jim 84, 85, 86, 87
 Edmonds, Ulrick 97, 98, 99, 00
 Edwards, Ben 81, 82, 83, 84
 Edwards, Jace 11
 Edwards, Nick 15, 16, 17
 Eldridge, David 17, 18
 Elhajji, Tony 79
 Ellington, Sudan 03, 04
 Ellis, Allen 73
 Emmons, Nick 11
 Englehart, Nick 02, 03, 04, 05
 Etheridge, Hunter 15, 16, 17, 18
 Etheridge, Ryan 14, 15, 17
 Evans, Anthony 83, 84
 Evans, C.J. 96, 97, 98, 99
 Evans, Sid 01, 02, 03, 04
 Ezeagwu, David 14, 15, 16, 17

F **F**
 Fahed, Faris 88, 89, 90, 91
 Fall, John 88, 89, 90
 Faulkner, Michael 17, 18
 Fenner, Maurice 03, 04, 05, 06
 Feola, Brian 94, 95
 Ferguson, Ryan 97, 98, 99, 00
 Ficara, Vince 79, 80, 81, 82
 Fields, James 78
 Fields, Len 73, 74
 Fink, Brian 81, 82, 83, 84
 Fishpaw, Joe 18, 19
 Fitzgerald, DeLane 98, 99
 Fitzgerald, Marty 86, 87
 Fitz-Maurice, Colin 08
 Flanagan, Ryan 08
 Fleener, Chad 97
 Fleenor, Josh 15
 Fleshman, Lindsay 97, 98, 99, 00
 Forbes, David 95, 96
 Ford, Adam 04, 05, 06, 07
 Ford, Ken 88
 Forman, David 99, 00, 01
 Fornadel, Liam 17, 18, 19
 Fornadel, Mike 80, 81, 82, 83
 Fornadel, Paul 86, 87, 88, 89
 Forrest, Howard 72
 Fortenberry, Rusty 72
 Foxx, Dion 91, 92, 93
 Fralin, Bobby 81, 82, 83
 Frank, Matt 13, 14, 15, 16
 Frazier, Dave 79, 80
 Frazier, Scott 92, 93
 Freels, Jerry 74
 Frye, Walt 85, 86, 88, 89
 Fucci, Wray 12, 13, 14

All-Time Lettermen

G.....G

Gaines, Carlton 84, 85
 Garner, Nelson 94, 95, 96, 97
 Garrett, Earl 72
 Garritty, Tim 86, 87, 88
 Garst, Fred 75, 76, 77
 Gates, Xavier 14, 15
 Gatewood, John 75, 76
 Gaylord, John 91, 92
 George, Burke 01, 02, 03
 Gill, Chris 94, 95
 Gill, Tom 78, 79, 80
 Gillespie, Raymond 17, 18, 19
 Gilliam, Keith 83, 84, 86
 Glavin, Jake 18, 19
 Glover, Mike 97, 99, 00, 01
 Glymph, Daniel 15
 Glymph, Steve 82, 83
 Goff, Matt 07, 08, 09, 10
 Goins, Brannon 00, 01, 02
 Gonzalez, Willie 95, 96
 Good, Brent 73, 74, 75
 Goodin, George 73
 Gooding, Lamont 92, 93, 94, 95
 Goodwin, Ulysses 91, 92
 Gordon, Ron 11, 12, 13
 Graddy, Tony 85, 86, 87
 Grainer, Brian 73, 74, 75, 76
 Grandison, Travis 95, 96
 Granuzzo, Mike 89, 90, 91
 Graves, Julius 08, 09
 Gray, A.J. 15
 Gray, Tyler 15, 16, 17, 18
 Greaver, Rick 73
 Green, Conrad 77, 78, 79
 Green, Eric 84, 85, 86, 87
 Green, Jalen 19
 Green, Robert 81, 84
 Green, Tom 89, 90, 91
 Greene, Mike 17, 18, 19
 Greene, Raven 13, 14, 15, 16, 17
 Greene, Stan 73, 74
 Grevious, Arnold 83, 84, 85, 86
 Grevious, Richard 88, 89, 90, 91
 Gribben, Tom 82, 83
 Griffin, Benny 97
 Griffin, Gerren 06, 07, 08
 Griffin, Kelvin 83, 84, 85, 86
 Griffin, Marcus 98, 99
 Grooms, Jim 72
 Grooms, Robert 72
 Groulx, Garrett 18, 19
 Gutter, John 87, 88, 90

H.....H

Habit, Joe 85, 86, 87
 Haggard, Marshall 99
 Hailey, O.C. 74, 75
 Hairston, James 82, 83, 84, 85
 Haley, Charles 82, 83, 84, 85
 Haley, Ingram 95, 96
 Halikman, Tom 86, 88, 89
 Hall, Carl 86, 87, 88, 89
 Hall, Chops 87, 88
 Hall, Cody 00, 01, 02
 Hall, J.C. 91, 92, 93, 94
 Hamilton, Jawon 18, 19
 Hamilton, Tom 97, 98
 Hamm, Steve 84, 85
 Hampton, MJ 17, 18, 19
 Hansrote, Terry 75, 76, 77
 Hardesty, Jim 74, 75, 76, 77
 Harlan, K'Shawn 96
 Harold, Sage 11, 12, 13, 14
 Harper, Aaron 09, 10, 12
 Harris, Casime 02, 03, 04, 05

Harris, George 77, 78
 Harris, Jermel 87, 88, 89, 90
 Harris, John 88
 Harris, Paul 93, 94, 95
 Harrison, Alan 00, 01, 02, 03
 Harrod, Tracy 87, 88, 89, 90
 Hart, Derek 12, 13, 14, 15
 Harvey, Arlandis 10, 11, 12, 13
 Hast, Mike 76
 Hast, Shane 74, 75, 76, 77
 Haston, Alan 95, 96, 97, 98
 Hathaway, Sonny 94, 95, 96, 97
 Hawkins, Chris 05
 Hawkins, Kyre 14, 15, 16, 17
 Hawkins, Rod 73
 Hayes, Dwayne 88, 89, 90, 91
 Hayhurst, Jim 76
 Haymore, Josh 01, 02, 03, 04
 Haynes, Steve 86
 Haywood, Marcus 05, 06, 07, 08
 Helsten, Skip 80
 Henry, Joe 84, 85
 Henson, Shane 88, 89, 90, 91
 Hereford, Brandon 14, 15, 16, 17
 Herrington, Chris 99, 00
 Hetherington, Rich 77, 78, 79
 Hicks, Reggie 06, 07, 08
 Hicks, Richard 99, 00, 01, 02
 Higgins, Dan 72
 Higgins, Jim 78
 Higgins, Mark 01, 02
 Hill, Alden 14
 Hill, David 07
 Hill, Jeff 76, 77
 Hilliard, Ron 86
 Hinds, Tahir 01, 03, 04, 05
 Hines, Raymond 02, 03, 04, 05
 Hoepfl, Craig 73, 74
 Hogan, Josh 11, 12, 13, 14
 Holloman, Eugene 06, 08
 Holloway, Dimitri 15, 16, 17, 18, 19
 Holmes, Drew 09, 10, 11
 Holmes, Ian 07
 Homa, Eric 00, 01
 Hopewell, Ben 10
 Houck, Keith 87, 88
 Howard, Mike 93, 94, 95
 Howard, Rob 86, 87, 89
 Hoy, Clyde 78, 79, 80, 81
 Hoyson, Ted 79, 80
 Hudgins, Brad 91
 Hudson, Jamir 18, 19
 Hudson, Thad 91
 Huff, Eddie 75, 76
 Huffer, David 76, 77, 78
 Hughes, Justin 05, 06
 Hughes, Robbie 78, 79, 80, 81
 Hunter, Markus 08, 10
 Hunter, Quintin 10, 12, 13
 Hurt, Bucky 78, 79
 Hutson, Dennis 77, 78
 Hyman, Ishmael 14, 15, 16, 17

I.....I

Ingredli, David 04
 Inskeep, Jason 97, 98, 99, 00
 Iorio, Chris 01, 02, 03, 04

J.....J

Jack, Scott 79, 80, 81, 82
 Jackson, Bryan 95, 96
 Jackson, Eupton 87, 88, 89, 90
 Jackson, Jahee 16, 17, 18, 19
 Jackson, Jakarie 09, 10, 11, 12
 Jackson, Mateo 18, 19
 Jackson, Rich 73, 74, 75, 76

Jackson, Steve 94
 Jacobs, Chris 83, 85, 86, 87
 Jacobs, Frank 86, 87, 88, 89
 Jacques, Ascene 12, 13, 14, 15
 Jakatis, Paul 93
 Jansen, Michael 91
 Jarvis, Billy 78, 79
 Jenkins, Mike A. 01, 02, 03, 04
 Jeter, Kelvin 93, 94, 95, 96
 Job, Victor 81, 82, 83
 Johnson, Billy 91, 92, 93, 94
 Johnson, Bruce 02, 03, 04, 05
 Johnson, Cardon 15, 16, 17, 18
 Johnson, Cole 16, 17, 18, 19
 Johnson, Keith 88
 Johnson, Marcell 14, 15, 16
 Johnson, Michael 18, 19
 Johnson, Shelton 05, 06, 07, 08
 Johnson, Wyatt 13
 Jones, Carlo 19
 Jones, D.J. 79, 80
 Jones, Jay 93, 94, 95, 96
 Jones, Jimmy 77
 Jones, Leavander 09, 10, 11, 12
 Jones, Matt 06
 Jones, F. Mike 81, 82
 Jones, Mike K. 83, 84, 85
 Jones, Renell 93, 94, 95
 Jones, Scott 10, 11, 12, 13
 Jones, Stan 74, 75, 76, 78
 Jordan, Akeem 03, 04, 05, 06
 Jordan, Tony 93, 95, 96
 Joyce, Delvin 97, 98, 99, 00
 Judy, Jeff 95

K.....K

Kagel, Pat 16, 17
 Kagle, Brian 89, 90, 91, 92
 Kane, Gunnar 14, 15, 16
 Karnes, Fred 72
 Keaton, Curtis 98, 99
 Kelly, Aubrey 83
 Kennedy, Bubba 73, 74
 Kenney, Trae 06, 07, 08
 Kent, Clint 02, 03, 04, 05
 Kent, John 79, 80, 81, 82
 Kepley, Chris 86
 Keppel, Paul 72
 Kern, Andrew 02, 03, 04
 Kibler, Tim 72, 73, 74, 75
 Kidd, Sam 18, 19
 Kidwell, Nick 19
 Kiefer, Mark 88, 89
 Killian, Bill 86
 King, Mike 78, 79, 80
 Kirk, Keith 78, 79, 80
 Kirlew, Eric 17, 18
 Kirsch, Mitchell 13, 14, 15, 16
 Klisanin, Bill 76
 Kloosterman, Jonathan 14, 15, 16, 17
 Kluesner, Joe 04, 05, 06, 07
 Knox, Bucky 75, 76, 77, 78
 Kobosko, Dan 85, 86, 87, 88
 Kraus, Jeff 74, 75, 76, 78
 Kraus, John 92, 93, 94
 Kroll, Casey 14, 15
 Krout, Matt 10, 11
 Kubesh, John 77, 78, 79, 80
 Kueth, Jim 73

L.....L

Lambert, Jainard 13
 Lancaster, Greg 85, 87, 88
 Landers, Rodney 05, 06, 07, 08
 Lane, Austin 11, 12, 14, 15
 Lanier, Willie 87, 88, 89, 90

Latney, Jauan 11, 12, 13, 14
 Lavin, Frank 79
 Lawrence, Calvin 78, 80
 Lawrence, Tommie 05
 Layfield, Scott 93
 Leake, Gary 72, 73
 Lee, Brandon 11, 12, 13, 14
 Lee, David 93, 94, 95, 96
 Lee, Vad. 14, 15
 Leischner, Ryan 95
 Lemn, Scott 05, 06, 07, 08
 Leonard, Allen 75, 76, 77, 78
 Leonard, Ricky 77, 78, 79
 Leonard, Thomas 75
 Lewis, Bryan 90
 Lewis, Keith 73
 LeZotte, Matt 01, 02, 03, 04
 LeZotte, Tony 04, 05, 06, 07
 Lindner, Bill 80, 81, 82, 83
 Liotta, Peter 72
 Little, Anthony 97, 98, 99
 Little, Gus 17
 Lloyd, Derrick 99, 00, 01
 Loftus, Chris 00
 Logan, Bob 75, 76, 77
 Logan, Steve 93, 94, 95, 96
 Long, Clay 79
 Long, Kerby 08, 09, 10, 11
 Long, Mike 91, 92, 93, 94
 Longest, Bernie 76
 Lopes, Anthony 91, 92
 Loudon, George 96
 Lucas, John 92, 93
 Luckie, Mike 99
 Lyons, Gary 93, 94

M.....M

Maddox, Greg 96, 97, 98
 Magaw, Mark 78, 79, 80
 Magerko, Matt 02, 03, 04, 05
 Maginley, Bryce 16, 17, 18, 19
 Maglio, Ryan 14, 15
 Magruder, Eric 11, 12, 13, 14
 Mahoney, B.J. 92, 93, 94, 95
 Maillette, Wes 91
 Mallory, Jason 02, 03
 Manley, Dexter 05
 Mapp, Kevin 01, 02
 Mares, Matt 09
 Marlowe, Dean 11, 12, 13, 14
 Marshall, Marcus 17, 18
 Marshall, Shaun 92, 93, 94, 95
 Marshall, Warren 82, 84, 85, 86
 Marston, Mike 75
 Marten, Jake 13, 15
 Martin, Franklin 06
 Martin, Rontate 03
 Martin, Todd 78, 79
 Martin, Tom 77, 78
 Masella, Mike 95, 96, 97, 98
 Mathias, Justin 02, 03, 04
 Matthews, Clayton 01, 02
 May, Chuck 79, 80, 81, 82
 Mазzie, Robert 88
 McArdle, Frank 02, 03, 04
 McBride, Jeremiah 17
 McCarter, Rockeed 06, 07, 08, 09
 McCarter, Rodney 01, 02, 03, 04
 McClurkin, Steve 93
 McCollough, Evan 05, 06, 07, 08
 McCommons, Jeremy 97, 98, 99
 McCormick, Wesley 17, 18, 19
 McCullough, Dean 83, 84, 85, 86
 McDaniel, Anthony 11
 McDougal, Antwain 03
 McGeachy, Alfred 84, 85, 86

McGee, Scotty 06, 07, 08, 09
 McGlooin, Tom 78, 79
 McGuirk, Ted 77, 78, 79, 80
 McHugh, Jim 74, 75, 76
 McHugh, Jim D. 83
 McIver, Anthony 88, 89, 90, 91
 McKenna, Dave 81, 82, 83
 McKinley, Mark 90, 91
 McLeod, David 90, 91, 92, 93
 McNeil, Doug 08
 McPherson, Keith 07
 McPherson, Victor 83, 84, 85
 McSherry, Craig 03, 04, 05
 Meade, Jason 95
 Medley, Greg 86, 87, 88, 89
 Melton, Dennard 00, 01, 02, 03
 Merten, Taylor 03
 Michael, Andrew 05
 Michalski, Nick 15, 16
 Middleton, Lamar 09, 10, 11
 Mikolajczyk, Todd 87, 88
 Miles, Rhadshaun 92, 93, 94, 95
 Milinichik, Josh 06
 Miller, Alex 19
 Miller, Gus 83
 Miller, John 14, 15, 16, 17
 Miller, Rick 86, 88
 Miller, Tony 86, 87
 Minafeld, Phil 05, 06
 Minor, B.J. 00, 01
 Mitch, Connor 16
 Mitchell, Chet 95, 96
 Mitchell, Kenny 84, 85, 86, 87
 Mizelle, Leon 02, 03, 04, 05
 Moats, Arthur 06, 07, 08, 09
 Mohler, Neal 81, 82
 Moloney, Gage 18, 19
 Monroe, Brandon 07, 08, 09
 Moody, Malik 91, 92, 93
 Moore, Anthony 97
 Moore, Bryan 80, 81
 Moore, Jake 95
 Moore, KeShaun 18
 Moore, Ray 77, 78
 Moran, Amelio 18
 Morant, Chris 98, 99, 00
 Moreland, Jimmy 14, 16, 17, 18
 Morgan, E.J. 18
 Morris, Brad 91, 92, 93
 Morrison, Randolph 82, 83, 84
 Morton, Bruce 80, 81, 82
 Mosby, Mike 04
 Mosley, Alex 12, 13, 14
 Moxley, Aaron 97, 98
 Moyer, Bobby 01, 02, 03
 Mulligan, Kirk 97, 98, 99
 Mullins, Billy 84
 Murphy, Bob 79
 Murphy, Dave 86, 87
 Murphy, Doug 90, 91
 Murray, John 73

N.....N

Nalls, Pat 78, 79
 Napolitano, Pete 73
 Neil, Robert 72
 Nelson, Vidal 08, 09, 10, 11
 Newman, Charlie 79, 80, 81, 82
 Newman, Charlie 06, 07, 08, 09
 Nichols, Ricky 11
 Nicholson, Robbie 75, 76
 Noble, Scott 07, 09, 10
 Nogle, Jim 72
 Norwood, Scott 78, 79, 80, 81
 Novak, J.P. 98, 99, 00, 01
 Nowell, Will 05, 06, 07

All-Time Lettermen

O.....O

Ohnmacht, Kurt..... 84
O'Connor, Tom..... 02, 03, 04
O'Kelly, Harry..... 17, 18, 19
O'Neill, Logan..... 98, 99
O'Neill, Sean..... 09, 10, 12
O'Neill, Shane..... 90
Oliver, Curtis..... 15, 16, 17, 18
Ordonez, Marcus..... 95, 96, 97
Orendorff, Kris..... 91, 92
Orwig, Pete..... 98, 99, 00, 01
Osuji, Evans..... 14, 15
Owen, Andrew..... 99, 00, 01
Ozycz, Zack..... 13

P.....P

Pack, Derick..... 99, 00, 01
Page, Todd..... 90, 93
Paige, Benjie..... 83
Paige, Jay..... 01, 02, 03
Paige, Vince..... 95
Painter, Drew..... 18, 19
Palmer, Latrela..... 19
Paquette, Chris..... 98, 99, 00
Paquette, Tom..... 98, 99, 00
Parcell, Carl..... 72
Parham, Mike..... 05, 06
Parisi, Tom..... 74, 75, 76
Parker, Andre..... 81, 82, 83
Parkins, Chip..... 72, 73
Parmer, Jason..... 96, 97, 98, 99
Parrish, Jevontae..... 13
Parrott, Andre..... 07
Parrott, Chris..... 89, 90, 91, 92
Patrick, Mac..... 16, 17, 18, 19
Patrick, Tabb..... 17, 18, 19
Patrick, Will..... 03, 04, 05, 06
Patsey, Mark..... 88, 89, 90
Patterson, Matt..... 04, 05
Patton, Steve..... 77
Paulett, Nick..... 79, 81
Payne, David..... 73, 74, 75, 76
Payton, Earnest..... 97, 98, 99, 00
Peak, Aaron..... 14
Pearce, Doug..... 73
Pereira, Jeff..... 79, 80
Perez, Johnny..... 88, 89, 90
Perlik, Steve..... 73
Perry, Ed..... 93, 94, 95, 96
Petrunka, Jon..... 97, 98, 99, 00
Pettis, Clive..... 88, 89, 90, 91
Pettis, John..... 97, 98
Phelps, Don..... 90, 91, 92
Phillips, Dirk..... 95, 96
Phillips, Tim..... 74, 75
Pike, Henry..... 73, 74, 75
Pineda, Chris..... 74, 75
Plumb, Mark..... 72
Polglase, Zach..... 17
Polk, Brandon..... 19
Ponds, Michael..... 98, 99, 00, 01
Pope, Keith..... 75
Pope, Mike..... 06, 07
Poskay, Mike..... 94
Posniewski, Bob..... 78, 79, 80
Powell, Rahmad..... 06, 07
Price, Tony..... 97
Pritchard, Jason..... 05, 06, 07, 08
Proctor, Steve..... 72

Q.....Q

Quattlebaum, David..... 92, 93, 94, 95
Quillen, Jovonn..... 00

R.....R

Rabil, David..... 03, 04, 05, 06
Radowski, Derek..... 91, 92, 93
Ragin, Mike..... 88, 89

Ragle, Tim..... 05
Rampacek, Emil..... 72
Ramsey, Chris..... 73
Ramsey, Darrieus..... 05, 06, 07, 08
Randolph, Brandon..... 07, 08, 09
Rascati, Justin..... 04, 05, 06
Ratke, Ethan..... 17, 18, 19
Ravenel, Devin..... 18, 19
Ravenel, Brandon..... 13, 14, 15, 16
Rawlins, Jonas..... 06, 07
Reed, Mike..... 84
Rees, Brian..... 87, 88, 89, 90
Reid, Que..... 19
Reinhardt, Kevin..... 97, 98, 99
Reynolds, Lee..... 09, 10, 11
Reynolds, Quintin..... 16
Reynolds, Taylor..... 13, 14, 15, 16
Reynolds, Wade..... 10
Ricciardi, Matt..... 93, 94, 95
Richards, Dominick..... 12, 13, 14, 15
Rice, Rick..... 82, 84, 85
Rider, Mark..... 77
Ridley, Tom..... 03, 04
Rigney, Kyle..... 13, 14, 15, 16
Rinker, Ken..... 74
Rizzo, Steve..... 88
Roach, Josh..... 09, 10
Roadcap, Jerry..... 81, 82, 83
Roberson, James..... 96, 97
Roberts, Damon..... 94, 95, 96
Robertson, Carter..... 94, 95, 96, 97
Robertson, Dan..... 83, 84, 85
Robertson, Stephon..... 10, 11, 12, 13
Robinette, Kirk..... 16
Robinson, Butch..... 77, 78, 79, 80
Robinson, Chris..... 82, 83, 84
Robinson, Dwight..... 91, 92, 93, 94
Robinson, Rashad..... 15, 16, 17, 19
Robinson, Renard..... 10, 11, 12
Robinson, Simeyon..... 14, 15, 16, 17
Robinson, Tom..... 74
Robinson, Wayne..... 83
Rocco, Joe..... 76
Roddy, Jon..... 82, 85
Rodgers, Dorrius..... 16
Rogers, Larry..... 77
Rogozinski, Aaron..... 98, 99
Roman, Bill..... 08
Roney, Jerry..... 88
Rose, Anthony..... 12, 13
Rose, Jon..... 08, 09, 10, 11
Rose, Peter..... 10, 11, 12, 13
Ross, P.J..... 96, 97, 98
Rosser, Nick..... 00
Roy, Corey..... 90, 91, 93
Royce, Kevin..... 78
Rudd, Rowdy..... 06, 07
Ruffin, Justin..... 99, 00, 01, 02
Ryan, Mike..... 78

S.....S

Salisbury, Mark..... 86, 87
Sanders, Jamaris..... 06, 07, 08, 09
Savarese, Dario..... 82, 83, 84, 85
Scaife, James..... 83
Schellhammer, Chris..... 87, 88, 89, 90
Schiele, Daniel..... 13, 14, 15, 16
Schor, Bryan..... 14, 15, 16, 17
Scott, A.J..... 11, 12, 13
Scott, Dae'Quan..... 10, 11, 12, 13
Searing, John..... 91
Sears, Don..... 74, 75
Seaton, Kavon..... 10
Secrist, Brent..... 92, 93, 94, 95
Sensabaugh, Dave..... 74
Setser, Mike..... 81, 82, 83, 84
Shambley, Demetrius..... 02, 03, 04, 05
Sharp, Jon..... 09, 10, 11

Sharp, Trai..... 15, 16, 17, 18
Sharpe, Khary..... 04
Sheehan, Billy..... 85
Shelton, Jeremy..... 97, 98
Sherman, Julius..... 84, 86, 87
Sherman, Theo..... 07, 08, 09, 10
Sherwood, Jack..... 80, 81, 82
Shockley, David..... 78, 81
Showalter, David..... 74
Showker, Joe..... 76, 77, 78
Shropshire, Dee..... 96, 97, 98, 99
Siegel, Brett..... 14, 15, 16, 17
Siegfried, Joe..... 92
Simmons, Dejour..... 11, 12, 13, 14
Sims, Josh..... 18, 19
Sims, Kenny..... 89, 90, 91, 92
Sinnott, Ray..... 72
Skahn, David..... 09, 10, 11, 12
Skelly, John..... 79, 80, 81
Skolnitsky, J.D..... 06, 07, 08
Slayton, Bernard..... 73, 74, 75, 76
Smallwood, Steve..... 15
Smart, John..... 72
Smart, Robert..... 90, 92, 93
Smith, Adam..... 16, 17, 18, 19
Smith, Andy..... 08
Smith, Antron..... 98
Smith, Brad W..... 84
Smith, Brian..... 93, 94
Smith, Bryan..... 04
Smith, DeAndre..... 11, 12, 13, 14
Smith, Donny..... 08, 09
Smith, Gerald..... 93, 94, 95, 96
Smith, Greg..... 81, 82, 83, 84
Smith, Larry..... 75, 76, 77, 78
Smith, Matt..... 92, 93
Smith, P. Brad..... 80, 81
Smith, Pete..... 81, 82, 83
Smith, Ryan..... 10, 11, 12
Smith, Sonny..... 86, 87, 88, 89
Smith, Tim..... 00, 01, 02, 03
Smith, Tom..... 83
Snow, Tyler..... 10, 11, 12, 13
Sorhaindo, Semaj..... 19
Southern, Jerame..... 00, 02, 03
Spaid, John..... 74
Spangler, Derek..... 90, 91, 92
Sparksman, Joe..... 90, 91, 93
Sprouse, Mike..... 95
Sroba, Jack..... 18, 19
Stallings, Rhakeem..... 13, 14
Stannard, Dave..... 07, 08
Stanton, Jordan..... 10, 11, 12, 13
Stapleton, Dylan..... 18, 19
Stapleton, Riley..... 16, 17, 18, 19
Starke, Cameron..... 10, 11, 12, 13
Steele, Gage..... 13, 14, 15, 16
Steeper, Danny..... 95, 96, 97
Stein, John..... 93, 94, 95, 96
Steinfeld, Leon..... 01, 02, 04
Stephenson, Stewart..... 73
Stewart, Bernard..... 79, 80
Stewart, Blaine..... 14, 15
Stinnett, Mickey..... 82, 83, 84
Stinnie, Aaron..... 14, 15, 16, 17
Stith, Ron..... 73, 74, 75, 76
Stockett, Rodney..... 84, 85, 86, 87
Stone, Martez..... 16
Stovall, Rashaun..... 96, 97
Straub, Mike..... 96
Suleiman, Samir..... 95, 96
Sullenberger, Mike..... 81, 82, 83, 84
Sullivan, Chris..... 89, 90, 91, 92
Sullivan, Jamal..... 07, 08, 09, 10
Summers, Brendan..... 03
Suppon, Chuck..... 03, 04, 05, 06
Sweeney, By..... 78

T.....T

Tapley, Sean..... 14
Taylor, Chuck..... 82, 83, 84
Taylor, Domo..... 15, 16
Taylor, Reggie..... 99, 00, 01, 02
Taylor, Leon..... 87, 88, 89, 90
Terrell, Matt..... 18
Thomas, Emmitt..... 86
Thomas, Quintrel..... 07, 08
Thomas, R.T..... 77
Thomas, Tony..... 81, 82, 83, 84
Thompson, Cortez..... 01, 02, 03, 04
Thompson, Darryl..... 86, 87, 88, 89
Thompson, Jason..... 99, 00, 01
Thornley, B.J..... 97
Thornton, Keith..... 87, 88, 89, 90
Thorpe, Justin..... 09, 11, 12
Thurman, Chris..... 90, 91, 92
Thurman, Mike..... 78, 80, 81, 82
Thurston, Tony..... 18, 19
Tierney, Terry..... 82, 83
Till, Titus..... 12, 13, 14
Tillman, Torrey..... 95, 96, 97
Timing, J.T..... 17, 18, 19
Todd, Scott..... 88, 89, 90
Togia, Bingham..... 10, 11, 12, 13
Tolley, Nic..... 02, 03, 04
Tomlin, Gary..... 83, 84, 85
Toole, Aubrey..... 95
Townes, D'Artagnan..... 93, 94, 95, 96
Townsend, Trey..... 01, 02, 03, 04
Tucker-Dorsey, Diamante..... 18, 19
Tuell, John..... 75, 76, 77
Tumer, Doug..... 74
Turner, Marcus..... 07, 08, 09, 10
Turner, Robert..... 80, 81, 82, 83
Tutt, Charles..... 15, 16, 18, 19
Tyson, Joe..... 02

U.....U

Ukwu, Isaac..... 18
Uliana, Matt..... 88, 89
Urbielawicz, Mark..... 87, 88, 89, 90
Urquhart, Cornell..... 14, 15, 16, 17

V.....V

Vaccarino, Brian..... 03, 04, 05
VanAken, Mike..... 00, 02, 03
Vanhorse, Solomon..... 19
Vega, Gustavo..... 01
Veney, Jamie..... 08, 09, 11, 12
Visich, Jim..... 79, 80, 81, 82
Vissman, Shannon..... 88, 89, 90, 91
VonAllmen, Karl..... 09
Von Schuch, Matt..... 97, 98

W.....W

Wagoner, Dick..... 77, 78
Wakely, John..... 96, 97, 98, 99
Walker, Arthur..... 07, 08
Walker, Frankie..... 79, 80
Walker, Robbie..... 16
Walker, Sean..... 12, 13
Waller, Quincy..... 94, 95
Wallin, Jeff..... 81, 82
Walters, David..... 87
Walters, Lee..... 76, 77, 78, 79
Walton, Kwynn..... 01, 02, 03, 04
Wanderer, Mike..... 01
Wantuck, Paul..... 04, 05
Ward, Bob..... 73, 74, 75, 76
Ward, Dan..... 72, 73, 74
Ward, Patrick..... 05, 06, 07, 08
Washington, Garrett..... 88, 89, 90, 91
Washington, Tyrone..... 91, 92, 93, 94
Waters, Roger..... 86, 88, 89, 90
Watford, Earl..... 09, 10, 11, 12
Watkins, Chris..... 98

Watts, Leon..... 83, 84, 85, 86
Weatherspoon, James..... 87, 88, 89, 90
Weaver, Fred..... 72
Weis, Trey..... 91, 92, 93
Welch, Quan..... 15
Wellons, Justin..... 13, 14, 15, 16
Wells, Josh..... 10, 11, 12, 13
West, Charles..... 75
West, Doug..... 84, 85
Westbrook, Grant..... 15, 16, 17, 18
White, Dominique..... 06, 07, 08, 09
White, Jordan..... 19
White, Kevin..... 88, 89, 90
Wielki, Joe..... 80, 81, 83
Wilfong, Malcolm..... 72
Wilkerson, Mike..... 01, 02, 03, 04
Wilkins, James..... 99
Wilkinson, Neal..... 85, 86, 87
Willard, Hal..... 74
Williams, Aaron..... 99
Williams, Albert..... 84, 85, 86, 87
Williams, Albert (Va.)..... 13
Williams, Bosco..... 06, 07, 08, 09
Williams, Bryan..... 72
Williams, Chase..... 09, 10, 11, 12
Williams, Eriq..... 89, 90, 91, 92
Williams, Jon..... 08, 09, 10
Williams, Julius..... 92, 93, 94, 96
Williams, Kwe'shon..... 13
Williams, Leroy..... 79, 80
Williams, Matt..... 11, 12, 13, 14
Williams, Pat..... 08, 09, 10, 11
Williams, Richard..... 09, 10
Williams, Vernon..... 84
Willmann, Steve..... 74
Wilson, Jeremiah..... 12, 13, 14
Wilson, Trey..... 17
Wilson, Truvell..... 18
Wiltshire, Kelly..... 93, 94, 95
Wimbush, Cliff..... 96, 97, 98, 99
Windham, Dewey..... 74, 75
Winston, Kevin..... 03, 04, 05, 06
Wise, Camden..... 18, 19
Wise, Paul..... 99, 00
Wisniewski, Brian..... 80, 81, 83
Wohn, Nick..... 99
Wolcott, Matt..... 16
Wood, Lincoln..... 82, 83, 85
Woods, Taylor..... 14, 15, 16, 17
Woodson, Greg..... 08
Woodson, James..... 76
Woodson, Shawn..... 84, 86, 87, 88
Woodyard, Marquis..... 11, 12, 13, 14
Woolever, Mike..... 92, 93, 94, 95
Word, Landan..... 17, 18, 19
Wright, Chris..... 96, 98
Wright, Dixon..... 08, 09, 10
Wright, Isaiah..... 11, 12
Wyatt, Steve..... 02, 04

X.....X

Xu, Richard..... 15, 16

Y.....Y

Yakopec, Steve..... 09
Yancey, Griff..... 07, 08, 09, 10
Yaralian, Blake..... 99, 00, 01
Yost, Jeff..... 79, 80
Young, Brian..... 74, 75
Young, Cary..... 77
Young, Floyd..... 76, 77

Z.....Z

Ziolkowski, Ron..... 80, 81, 82, 83

