

2019 JAMES MADISON FOOTBALL

THE ROAD ENDS HERE





CHAMPIONS
2016

NEED ASSISTANCE? TEXT "DUKES"
YOUR ISSUE OR LOCATION TO 78247

2019 JMU Football



Table of Contents

Introduction

Quick Facts	2
JMU Communications	3
Bridgeforth Stadium	4
2019 Schedule	5
2019 Roster	6-7

Meet the Football Staff

Head Coach Curt Cignetti	8-10
Coaching Staff	11-16

Meet the Players

Players (listed numerically)	18-42
------------------------------------	-------

All-Time Series History

Teams Listed Alphabetically	44-51
-----------------------------------	-------

CAA Football/Opponents

CAA Football	52
2019 Standings/Honors	53
2019 CAA Composite Schedule	54

2019 Season in Review

Results, Stats and Rankings	55
Season Stats	56-59
2019 Game Summaries	60-74
2019 Awards Snapshot	75

History

ESPN College Gameday	76
Dukes in the Pros	77
Charles Haley - Hall of Fame	78-79
2004 National Title	80
2016 National Title	81
Postseason History	82
Key Dates in JMU History	83
2019 JMU All-Americans	84
All-Time Awards	85-89
All-Time Results	90-92
Year-by-Year Record	93
Single-Game Records	94-95
Single-Season Records	96-97
Individual Top-10 Lists	98-102
Team Single-Game Top-5 Lists	103-104
Postseason Game Top-5 Lists	105-106
Longest Plays	107
Bridgeforth Stadium Records	108
All-Time Lettermen	109-111

James Madison University's FCS Championship Media Guide was designed and produced by JMU Athletics Communications.

The publication copy was edited by Chris Brooks and Aaron Socha. Design was completed by Chris Brooks and photography by Cathy Kushner.



2019 JMU Football

James Madison Quick Facts

Location	Harrisonburg, Virginia
Founded	1908
Enrollment	21,751
Nickname	Dukes
Colors	Purple (PMS 2685) and Gold (PMS 4515)
Conference	Colonial Athletic Association
President	Jonathan Alger
Senior Vice President for Administration and Finance	Charlie King

Athletics Department

Director of Athletics	Jeff Bourne
Deputy Director of Athletics	Geoff Polglase
Associate A.D. for Compliance/SWA	Jennifer Phillips
Associate A.D. for Sports Programs	Kevin White
Associate A.D. for Integrated Health and Sports Performance	Tom Kuster
Senior Associate A.D. for Development	Justin Jannuzzi
Assistant A.D. for Business and Finance	Jeff Souder
Assistant A.D. for Communications	Kevin Warner
Assistant A.D. for Compliance	Stephen LaPorta
Assistant A.D. for Facilities & Events	Ty Phillips
Assistant A.D. for Development	Mike Fisher
Assistant A.D. for Ticketing & Customer Relations	Michael Carpenter
Assistant A.D. for Student-Athlete Leadership/Fundraiser	Meredith Crawford
Director of Equipment Services	Chris Ouren
Director of Sport Psychology	Dr. Robert Harmison
Director of Fan and Game Day Engagement	Taylor Blakely
Director of Athletics Ticketing	Justin Zenz
General Manager of JMU Sports Properties	Mike Chatburn
Assistant to the A.D.	Denise Lough
Administration Executive Assistant	LeAnne Cain
Faculty Athletics Representative	Roger Soenksen
Team Physician	Cameron Straughn

Football Information

Head Coach	Curt Cignetti
Alma Mater, Year	West Virginia, 1982
Season at JMU	First Season
Record at James Madison / CAA Record	14-1 / 8-0 (First Season)
Career Record (Seasons)	81-27 (Eight Seasons)
Office Phone Number	540-568-6517
Assistant Coaches	Shane Montgomery, Corey Hetherman, Grant Cain, Mike Shanahan Damian Wroblewski, Bryant Haines, Ryan Smith, Matt Merritt, Matt Birkett, Andrew Jackson

Director of Football Operations	James Ferguson
Director of Football Strength & Conditioning	Brian Phillips
Assistant Director of Strength & Conditioning	Faris El-Ali
Football Equipment Manager	Mark Cluck
Associate Athletic Trainer	Bryan Schneider
Assistant Athletic Trainers	Hillary Masdon, Jonathan McMurtrie
Sports Dietician	Lauren Hartman
Associate Director of Athletics Communications	Chris Brooks
Football Video and Creative Media	Michael Lago
Academic Advisors	Ashley Parsons, Laura Nichols, Jessica Kylo
Football Office Administrative Assistant	Patty Dorfer

2019 Record / CAA (Finish)	14-1 / 8-0 (1st out of 12)
Offensive Formation	Spread/Up Tempo
Defensive Formation	4-3 Multiple
Home Field (Capacity)	Bridgeforth Stadium/Zane Showker Field (24,877)
Surface	FieldTurf
Overall Record / Division I Record (First Year of Play Overall)	331-216-4 / 292-192-2 (1972)
NCAA Championship Appearances	16 ('87, '91, '94, '95, '99, '04, '06, '07, '08, '11, '14, '15, '16, '17, '18, '19)
FCS National Championships	2 (2004, 2016)
Last Postseason Game:	vs. Weber State (W, 30-14 - 12/21/19)
Postseason Record:	20-13

Football Communications

Associate Director / Football Contact	Chris Brooks
Office / Cell Phone	540-568-3702 / 540-271-2677
E-mail	brookscp@jmu.edu
Mailing Address	Athletics Communications MSC 0404, 380 University Boulevard, Harrisonburg, VA 22807
Football Website	www.JMUSports.com/football
Facebook / Twitter / Hashtag	JMU Football / @JMUFootball / #GoDukes

2019 JMU Football

JMU Athletics Communications



Kevin Warner



Curt Dudley



Chris Brooks



Maggie Tyler



Melissa Wyant



Jason Krech



Eric Evans



Aaron Socha



Cathy Kushner



Nathan Schrand



Kenzie White

Assistant A.D. for Communications
Director of Broadcast Services
Associate Director/Primary Football Contact
Director of Video Content
Assistant Director of Digital & Social Media
Director
Assistant Director
Assistant
Photography Supervisor
Video Assistant
Video Assistant
Office Phone
Office E-mail
Mailing Address

Website
Facebook / Twitter / Hashtag

Kevin Warner (warnerka@jmu.edu)
Curt Dudley (dudleycm@jmu.edu)
Chris Brooks (brookscp@jmu.edu)
Maggie Tyler (tylerme@jmu.edu)
Melissa Wyant (wyantmj@jmu.edu)
Jason Krech (krechjb@jmu.edu)
Eric Evans (evans3em@jmu.edu)
Aaron Socha (sochaaj@jmu.edu)
Cathy Kushner (kushnecs@jmu.edu)
Nathan Schrand (schranr@jmu.edu)
Kenzie White (white3mj@jmu.edu)

540-568-3702

sports-info@jmu.edu

Athletics Communications

MSC 0404, 380 University Boulevard, Harrisonburg, VA 22807

www.JMUSports.com

JMUSports / @JMUSports / #GoDukes



Bridgeforth Stadium



Bridgeforth Stadium Facts & Figures

- Full Name: Bridgeforth Stadium/Zane Showker Field
- Capacity: 24,877
- Surface: FieldTurf
- Attendance Record: 26,069 (Oct. 24, 2015 vs. Richmond)
- First Game: Oct. 12, 1974 (JMU 41, Bridgewater 13)

Bridgeforth Stadium/Zane Showker Field was built in 1975, enlarged in 1981, and in 2011, completed a major \$62 million renovation that increased the capacity to 24,877, added multiple amenities and made it one of the premier facilities in the Football Championship Subdivision.

The stadium was named for William E. Bridgeforth, a long-time supporter and board of visitor member whose family remains very active with JMU.

The playing surface was named for Harrisonburg-area businessman Zane Showker, a long-time supporter and university board of director and for whom the JMU business school facility is named.



Top-10 Attendance Numbers

1.	26,069	Richmond 59, JMU 49	Oct. 24, 2015
2.	25,993	JMU 30, Villanova 8	Oct. 14, 2017
3.	25,742	JMU 31, Richmond 7	Oct. 1, 2011
4.	25,484	Elon 27, JMU 24	Oct. 6, 2018
5.	25,330	JMU 28, Maine 10	Sept. 23, 2017
6.	25,298	JMU 21, New Hampshire 0	Oct. 28, 2017
7.	25,244	JMU 13, Stony Brook 10	Oct. 27, 2018
8.	25,236	JMU 43, Delaware 20	Oct. 1, 2016
9.	25,201	JMU 40, Albany 13	Oct. 5, 2013
10.	25,130	JMU 51, William & Mary 0	Sept. 22, 2018

2019 JMU Schedule



AUGUST 31
2 p.m.
Morgantown, Va.
Milan Puskar Stadium



SEPTEMBER 7
6 p.m.
Harrisonburg, Va.
Bridgeforth Stadium



SEPTEMBER 14
4 p.m.
Harrisonburg, Va.
Bridgeforth Stadium



SEPTEMBER 21
4 p.m.
Chattanooga, Tenn.
Finley Stadium



SEPTEMBER 28
2 p.m.
Elon, N.C.
Rhodes Stadium



OCTOBER 5
6 p.m.
Stony Brook, N.Y.
LaValle Stadium



OCTOBER 12
1:30 p.m.
Harrisonburg, Va.
Bridgeforth Stadium



OCTOBER 19
3:30 p.m.
Williamsburg, Va.
Zable Stadium



OCTOBER 26
3:30 p.m.
Harrisonburg, Va.
Bridgeforth Stadium



NOVEMBER 9
3:30 p.m.
Harrisonburg, Va.
Bridgeforth Stadium



NOVEMBER 16
3:30 p.m.
Harrisonburg, Va.
Bridgeforth Stadium



NOVEMBER 23
Noon
Kingston, R.I.
Meade Stadium



DECEMBER 7
1 p.m.
Harrisonburg, Va.
Bridgeforth Stadium



DECEMBER 13
7 p.m.
Harrisonburg, Va.
Bridgeforth Stadium



DECEMBER 21
6:30 p.m.
Harrisonburg, Va.
Bridgeforth Stadium



JANUARY 11
Noon (11 a.m. CT)
Frisco, Texas
Toyota Stadium

Date	Opponent	Location	Time	Result
Aug. 31	at West Virginia	Morgantown, W.Va.	2 p.m.	L, 13-20
Sept. 7	SAINT FRANCIS (PA.)	Bridgeforth Stadium	6 p.m.	W, 44-7
Sept. 14	MORGAN STATE	Bridgeforth Stadium	4 p.m.	W, 63-12
Sept. 21	at Chattanooga	Chattanooga, Tenn.	4 p.m.	W, 37-14
Sept. 28	at Elon *	Elon, N.C.	2 p.m.	W, 45-10
Oct. 5	at Stony Brook *	Stony Brook, N.Y.	6 p.m.	W, 45-38 (OT)
Oct. 12	VILLANOVA *	Bridgeforth Stadium	1:30 p.m.	W, 38-24
Oct. 19	at William & Mary *	Williamsburg, Va.	3:30 p.m.	W, 38-10
Oct. 26	TOWSON *	Bridgeforth Stadium	3:30 p.m.	W, 27-10
Nov. 9	NEW HAMPSHIRE *	Bridgeforth Stadium	3:30 p.m.	W, 54-16
Nov. 16	RICHMOND *	Bridgeforth Stadium	3:30 p.m.	W, 48-6
Nov. 23	at Rhode Island *	Kingston, R.I.	Noon	W, 55-21
Dec. 7	#14 MONMOUTH #	Bridgeforth Stadium	1 p.m.	W, 66-21
Dec. 13	#6 NORTHERN IOWA +	Bridgeforth Stadium	7 p.m.	W, 17-0
Dec. 21	#3 WEBER STATE %	Bridgeforth Stadium	6:30 p.m.	W, 30-14
Jan. 11	vs. #1 North Dakota State @	Frisco, Texas	11 a.m. CT	

* - Colonial Athletic Association Game

% - FCS Playoffs Semifinals

- FCS Playoffs Second Round+ - FCS Playoffs Quarterfinals

@ - FCS Championship Game

Home games in **BOLD CAPS**

2019 JMU Roster

No.	Name	Yr.	Pos.	Ht.	Wt.	Hometown/High School (Previous Team)
1	Rashad Robinson	R-Sr.	CB	5-11	188	Richmond, Va./Hermitage
2	Austin Douglas	Fr.	RB	5-11	195	Alpharetta, Ga./Mount Vernon School
2	Dimitri Holloway	R-Sr.	LB	6-2	217	Newport News, Va./Heritage
3	Brandon Polk	R-Sr.	WR	5-9	175	Ashburn, Va./Briar Woods (Penn State)
5	Ron'Dell Carter	R-Sr.	DL	6-3	269	Baltimore, Md./Long Reach (Rutgers)
5	Jamir Hudson	R-So.	WR	5-8	165	Virginia Beach, Va./Bishop Sullivan Catholic
6	Julio Ayamel	Fr.	LB	6-0	230	Gaithersburg, Md./Good Counsel
6	Ben DiNucci	R-Sr.	QB	6-3	210	Wexford, Pa./Pine-Richland (Pitt)
7	John Daka	Sr.	DL	6-2	227	Upper Marlboro, Md./Wise
7	Jawon Hamilton	R-Jr.	RB	5-8	195	Miami, Fla./South Dade (UCF)
8	Wayne Davis	R-Jr.	S	5-10	190	Norfolk, Va./Lake Taylor (Ohio State)
8	Jacob Knight	Fr.	QB	6-4	230	Roanoke, Va./Cave Spring
9	Reggie Brown	R-Fr.	WR	6-0	178	Lakeland, Fla./Kathleen
10	Jalen Green	Fr.	DL	6-1	256	Baltimore, Md./Good Counsel
10	Riley Stapleton	R-Sr.	WR	6-5	230	Indiana, Pa./Indiana
11	Bryce Maginley	Sr.	DL	6-2	235	Charlotte, N.C./Ardrey Kell
11	Jake O'Donnell	R-Fr.	QB	6-4	175	Tampa, Fla./Sickles
12	Cole Johnson	R-Jr.	QB	6-5	209	Virginia Beach, Va./Cox
14	Patrick Bentley	R-So.	QB	6-2	223	Gainesville, Va./Patriot (Alderson Broadus)
14	Jamari Currence	R-Fr.	CB	5-10	160	Rock Hill, S.C./South Pointe
15	Gage Moloney	R-So.	QB	6-2	220	Rock Hill, S.C./Northwestern
16	Que Reid	R-Fr.	S	5-11	195	Concord, N.C./Jay M. Robinson
16	Kris Thornton	Jr.	WR	5-8	170	Manassas, Va./Osborn (VMI)
17	Kyndel Dean	R-So.	WR	6-2	180	Winston-Salem, N.C./Parkland
17	Chase Lundy	Fr.	DB	5-8	160	Woodbridge, Va./Colgan
18	John Finney	Fr.	WR	6-0	200	Vienna, Va./James Madison
18	Tabb Patrick	R-Jr.	LB	6-1	214	Mechanicsville, Va./Hanover
19	Devin Ravenel	So.	WR	6-0	162	Stafford, Va./North Stafford
20	Diamonte Tucker-Dorsey	R-So.	LB	5-10	213	Norfolk, Va./Lake Taylor
21	Latrele Palmer	Fr.	RB	5-11	228	Boyd's, Md./Good Counsel
21	Adam Smith	Sr.	S	6-0	190	Charlotte, N.C./Hough
22	Eric Kirlew	R-Jr.	RB	5-10	193	Reston, Va./South Lakes
22	Jordan White	Fr.	S	5-11	180	West Orange, N.J./West Orange
23	Charles Tutt	R-Sr.	CB	5-10	186	Clifton, Va./Centreville
24	D'Angelo Amos	R-Jr.	S	6-1	184	Richmond, Va./Meadowbrook
25	Jonathan Broadnax	Fr.	DB	5-8	160	Norfolk, Va./Norfolk Christian
26	Jack Sroba	R-So.	CB	5-10	180	Richmond, Va./Collegiate School
27	Taurus Carroll	Jr.	CB	6-0	173	Fredericksburg, Va./Benedictine College Prep
28	CJ Jackson	Fr.	RB	5-9	198	Richmond, Va./Hermitage
29	Ricky Harleston	Fr.	S	5-10	190	Virginia Beach, Va./Tallwood
30	Wesley McCormick	Jr.	CB	5-11	190	Germantown, Md./Northwest
31	Percy Agyei-Obese	Jr.	RB	6-0	205	Frederick, Md./Oakdale
32	MJ Hampton	Jr.	S	6-0	183	Fredericksburg, Va./Stafford
33	Sam Kidd	R-So.	S	6-1	206	Reston, Va./James Madison
34	Chris Chukwuneke	R-Fr.	S	6-0	185	Edison, N.J./St. John Vianney (The Peddie School)
34	Alex Miller	R-So.	WR	5-10	183	Burke, Va./Robinson
36	Justin Ritter	Fr.	K/P	5-10	207	Frederick, Md./Oakdale
37	Clayton Cheatham	Jr.	TE	6-2	232	Mechanicsville, Va./Hanover
38	Mike Cobbs	R-Sr.	S	6-2	215	Alexandria, Va./Hayfield
39	Quint Boyd	R-Jr.	S	5-11	184	Ponte Vedra, Fla./Ponte Vedra
40	Reggie McNeill	R-Fr.	S	6-0	180	Winston-Salem, N.C./Atkins
40	Camden Wise	R-Fr.	K	6-0	166	Blacksburg, Va./Blacksburg
42	Michael Johnson	R-So.	S	5-11	202	Glen Allen, Va./Deep Run
42	Solomon Vanhorse	R-Fr.	RB	5-7	177	Alpharetta, Ga./Milton
43	Garrett Groulx	R-So.	DL	6-3	260	Davidson, N.C./Davidson Day
44	Taurus Jones	Fr.	LB	6-1	213	Portsmouth, Va./I.C. Norcom
45	Antonio Colclough	R-Fr.	DL	6-3	241	Bronx, N.Y./Cardinal Hayes (Temple)
46	Aaron Whear	Fr.	LS	5-10	180	Suffolk, Va./Nansemond River
47	Mike Wilcox	R-Fr.	DL	6-3	222	Hanover, Va./Hanover
49	Francis Meehan	R-Fr.	S	5-11	182	Wilmington, N.C./New Hanover
49	Davis Patterson	R-Fr.	WR	6-3	197	Arlington, Va./Yorktown

2019 JMU Roster

No.	Name	Yr.	Pos.	Ht.	Wt.	Hometown/High School (Previous Team)
50	Kyle Davis	R-So.	LS	6-0	222	Waxhaw, N.C./Marvin Ridge
51	Mateo Jackson	So.	LB	6-1	230	Richmond, Va./Hermitage
52	Landan Word	Sr.	LB	6-4	225	Vienna, Va./Bishop O'Connell (Virginia)
53	Joe Fishpaw	R-Jr.	OL	6-4	283	Mechanicsville, Va./Hanover (Campbell)
54	Kelvin Azanama	R-Jr.	LB	6-0	213	Chesterfield, Va./Monacan
56	Nick Kidwell	R-Fr.	OL	6-5	315	Boonsboro, Md./Boonsboro
57	James Carpenter	Fr.	DL	6-1	264	Roanoke, Va./Roanoke Catholic
58	Tanner Morris	Fr.	OL	6-2	296	Fayetteville, N.C./Terry Sanford
59	Seth Weaver	R-Jr.	LS	6-0	177	Ruckersville, Va./Monticello (Christopher Newport)
60	Jahee Jackson	R-Sr.	OL	6-3	288	Baltimore, Md./Gilman
61	Joe Worman	Fr.	DL	6-3	272	Leesburg, Va./Flint Hill
62	Kyle Smith	R-Fr.	OL	6-5	310	Culpepper, Va./Eastern View
63	J.T. Timming	R-Jr.	OL	6-3	306	Liberty Township, Ohio/Lakota East
64	Henry Somerville	Fr.	OL	6-1	275	Alexandria, Va./Bishop Ireton (Blair Academy)
65	Tony Thurston	R-Fr.	DL	6-4	260	Louisa, Va./Louisa
67	Zaire Bethea	R-Jr.	OL	6-4	315	South Orange, N.J./DePaul Catholic
69	Truvell Wilson	R-Jr.	OL	6-2	303	Richmond, Va./Henrico (UVA-Wise)
70	Henry Schroeder	R-Fr.	OL	6-4	278	Richmond, Va./St. Christopher's School
71	Luke Warner	R-Fr.	DL	6-2	258	Charlotte, N.C./Charlotte Christian
72	William Clevinger	R-So.	OL	6-4	289	Richmond, Va./Patrick Henry
73	Mac Patrick	Sr.	OL	6-2	288	Mechanicsville, Va./Hanover
75	Sammy Junco	R-Fr.	OL	6-2	296	Vienna, Va./James Madison (VMI)
76	Jake Glavin	R-So.	OL	6-2	300	Chester Springs, Pa./Malvern Prep
77	Liam Fornadel	Jr.	OL	6-5	308	Ramsey, N.J./Don Bosco Prep
79	Raymond Gillespie	R-Jr.	OL	6-6	275	Mechanicsville, Va./Atlee
81	Nick Carlton	R-Jr.	TE	6-3	240	Alpharetta, Ga./Alpharetta
83	Josh Sims	R-So.	WR	5-10	155	Covington, Ga./Eastside
84	Dylan Stapleton	Sr.	TE	6-5	242	Indiana, Pa./Indiana (Slippery Rock)
85	Jack Hannah	Fr.	WR	6-0	168	Manlius, N.Y./Fayetteville-Manlius
86	Hunter Bullock	Fr.	TE	6-3	243	Gaffney, S.C./Gaffney
88	Daniel Adu	R-So.	WR	6-2	180	Springfield, Va./West Springfield
89	Jake Brown	R-Jr.	WR	6-0	186	Richmond, Va./Trinity Episcopal
90	Drew Painter	So.	TE	6-3	243	Hershey, Pa./Hershey
91	Ethan Ratke	R-Jr.	K	5-10	185	Mechanicsville, Va./Atlee
91	Semaj Sorhaindo	R-So.	DL	6-2	283	Fredericksburg, Va./Courtland
92	Mike Greene	Jr.	DL	6-2	285	Highland Springs, Va./Highland Springs
93	Drake Tomasi	R-Fr.	DL	6-3	230	McGaheysville, Va./Spotswood
94	Sean Johns	Fr.	DL	6-2	253	Leesburg, Va./Gonzaga College
95	Adeeb Atariwa	R-Jr.	DL	6-4	277	Sterling, Va./Dominion
96	Carlo Jones	Fr.	DL	6-3	242	Riverdale, Md./Avalon
98	Harry O'Kelly	Jr.	P	6-1	185	Wynnum, Queensland, Australia/Iona College
99	Isaac Ukwu	R-So.	DL	6-3	242	Upper Marlboro, Md./Wise

Coaching Staff:

Head Coach: Curt Cignetti – First Season

Defensive Coordinator/Defensive Ends: Corey Hetherman – First Season

Offensive Coordinator/Quarterbacks: Shane Montgomery – First Season

Offensive Line/Assistant Head Coach: Damian Wroblewski – First Season

Cornerbacks: Matt Birkett – First Season

Special Teams Coordinator/Tight Ends: Grant Cain – First Season

Linebackers/Co-Defensive Coordinator: Bryant Haines – First Season

Defensive Tackles: Andrew Jackson – First Season

Running Backs: Matt Merritt – First Season

Wide Receivers/Recruiting Coordinator: Mike Shanahan – First Season

Safeties/Pro Scout Liaison: Ryan Smith – First Season

Director of Strength & Conditioning: Brian Phillips – First Season

Director of Football Operations: James Ferguson – First Season

Assistant Director of Strength & Conditioning: Faris El-Ali – First Season



Curt Cignetti
Head Coach



The Head Coach

Curt Cignetti became the eighth head coach in JMU football history on December 14, 2018.

Cignetti has climbed the ladder throughout a 37-year football coaching career that has included multiple Football Bowl Subdivision (FBS) stops and an 81-27 record (.750) in nine years as a head coach, six at NCAA Division II Indiana University of Pennsylvania followed by two at Elon before taking the reins of the JMU program this year.

In his first season at the helm, Cignetti guided the Dukes to a 14-1 record and earned a trip to the NCAA Division I Championship game. The Dukes reeled off 14 consecutive wins after a narrow 20-13 defeat in the season opener at Big 12 foe West Virginia. JMU captured the Colonial Athletic Association outright championship with a perfect 8-0 record. It has notched eight nationally-ranked wins, including three against the top 10.

The Dukes led the country in total defense (264.7) and rushing defense (61.1) while ranking second in scoring offense (41.3) and total offense, third in scoring defense (14.9) and ninth in total offense (472.3). A total of 10 players earned All-America status this season under his leadership and a record 17 were named All-CAA, including Players of the Year Ron'Dell Carter and Ben DiNucci.

Carter, a top-three finalist for the STATS FCS Buck Buchanan Award, is a Consensus First Team All-American, while DiNucci, Liam Fornadel, John Daka, Dimitri Holloway, D'Angelo Amos, Ethan Ratke, Adam Smith, Percy Agyei-Obese and Mac Patrick earned All-America laurels.

Prior to his hiring at JMU, Cignetti paced the sidelines as head coach at Elon, amassing a 14-9 record in two seasons after inheriting a program that went 12-45 in the previous five campaigns. The Phoenix qualified for the FCS Playoffs in both 2017 (8-4) and 2018 (6-5) to attain just the second and third Division I playoff appearances in program history (2009).



The Phoenix achieved a six-win turnaround in Cignetti's first season, going 8-4 after a 2-9 ledger the year prior. Cignetti was named Colonial Athletic Association Coach of the Year as Elon finished second in the CAA, at 6-2, dropped a tough 28-27 decision to Furman in the First Round of the FCS Playoffs and finished 20th in the national rankings.

In 2018, Elon went 6-4 in the regular season before dropping a 19-7 decision at #12 Wofford in the playoffs to finish 6-5. Elon's other losses came to FBS South Florida and against three CAA teams that qualified for the playoffs. All three losses also came after injuries impacted key performers at quarterback and running back. Elon's season was highlighted by the ninth-ranked Phoenix winning at No. 2 JMU 27-24 in October to achieve the program's first-ever win over an FCS top-five opponent and becoming the first CAA team to beat the Dukes following a streak of 22 straight JMU wins over league foes.



The Head Coach



Walking in the footsteps where his father coached for 20 years, Cignetti earned his first head coaching job at IUP and went 53-17 in six seasons with three appearances in the Division II playoffs and four top-25 finishes in the national rankings. The Crimson Hawks went 33-11 in the Pennsylvania State Athletic Conference after going 4-10 in the two seasons prior to Cignetti's arrival. IUP was 4-3 in its three NCAA appearances during his tenure and finished as high as 12th in the 2016 final rankings.

An offensive-minded assistant coach at the FBS level for 27 seasons, Cignetti was an original member of Nick Saban's first coaching staff at Alabama, filling the role of recruiting coordinator and wide receivers coach for 2007 through 2010. He was part of a staff that returned the Crimson Tide to national prominence, going 12-2 in their second season in 2008 while Cignetti concurrently compiled the nation's top-ranked recruiting class. Alabama went undefeated as national champions the following season in 2009, the only undefeated final record during Saban's run in Tuscaloosa, pending the conclusion of the 2018 campaign. Alabama went 10-3 in Cignetti's final season before he earned his first head coaching job at IUP.

Cignetti joined the staff at Alabama after spending seven seasons (2000-06) as the recruiting coordinator at North Carolina State while also coaching tight ends from 2000-02 and 2005-06 and quarterbacks during the 2003 and 2004 campaigns. NC State qualified for five bowl games during that time, including the 2002 Gator Bowl, when the team set a school record with 11 victories. One of his last recruits before moving to Alabama was quarterback Russell Wilson, who played at NC State before moving on to Wisconsin as a senior.

The first recruiting coordinator role for Cignetti came during a seven-year stint (1993-99) at Pittsburgh. He also coached the Panthers' tight ends and quarterbacks at various times under College Football Hall of Fame head coach Johnny Majors. Cignetti began his coaching career as a graduate assistant at Pitt during the 1983 and 1984 seasons and was part of the team's Fiesta Bowl participant his first year. He coached quarterbacks and receivers at Davidson in 1985 and was the quarterbacks coach at Rice (1986-88) and Temple (1989-92).

A quarterback letter winner at West Virginia, Cignetti is a 1982 graduate of WVU with a bachelor's degree in business administration. He is married to the former Manette Lawer. Curt and Manette have three children: Curtis John, Carly Ann and Natalie Elise, who was an honorable mention All-American in volleyball at IUP.

The sport of football runs deep in the Cignetti family. His father, Frank Cignetti, is a member of the College Football Hall of Fame after playing at IUP and compiling a coaching record of 199-77-1 at West Virginia (1976-79) and IUP (1986-2005). The field at IUP is named in his honor (Frank Cignetti Field @ George P. Miller Stadium).

Nick Saban coached under Frank Cignetti before later employing Curt Cignetti at Alabama. Curt's younger brother, Frank, Jr., was most recently the quarterbacks coach for the Green Bay Packers and has also held positions with the Giants, Rams, 49ers, Saints and Chiefs.

THE CIGNETTI COACHING FILE

COACHING EXPERIENCE

Season	School	Position
1983-84	Pittsburgh	Graduate Assistant
1985	Davidson	Quarterbacks/Wide Receivers
1986-88	Rice	Quarterbacks
1989-92	Temple	Quarterbacks
1993-99	Pittsburgh	Quarterbacks/Tight Ends
2000-06	NC State	Recruiting Coordinator/Quarterbacks/Tight Ends
2007-10	Alabama	Recruiting Coordinator/Wide Receivers
2011-16	Indiana (Pa.)	Head Coach
2017-18	Elon	Head Coach
2019-pres.	James Madison	Head Coach

HEAD COACHING RECORD

Season	School	Record / Conf.	Postseason
2011	Indiana (Pa.)	7-3 / 5-2	
2012	Indiana (Pa.)	12-2 / 6-1	NCAA Division II Quarterfinals
2013	Indiana (Pa.)	9-2 / 5-2	
2014	Indiana (Pa.)	6-5 / 5-4	
2015	Indiana (Pa.)	9-3 / 6-1	NCAA Division II Second Round
2016	Indiana (Pa.)	10-2 / 6-1	NCAA Division II Second Round
2017	Elon	8-4 / 6-2	NCAA FCS First Round
2018	Elon	6-5 / 4-3	NCAA FCS First Round
2019	James Madison	14-1 / 8-0	FCS Championship Game
Totals	9th Season	81-27 / 51-16	

2019 JMU Coaching Staff



Corey Hetherman

Defensive Coordinator/ Defensive Ends First Season

Corey Hetherman was hired on Dec. 20, 2018 as James Madison University's defensive coordinator and defensive ends coach.

In his first season, he guided one of the nation's top defensive units, which led the FCS in total defense (264.7), rushing defense (61.1) and first-down defense (14.2).

JMU's defense also ranked second nationally in third-down defense (29%), third in scoring defense (14.9), fourth in tackles for loss (8.7), sixth in pass efficiency defense (111.65), seventh in interceptions (17), ninth in sacks (3.07), 11th in takeaways (26) and 14th in red-zone defense (71.9%).

The Dukes also ranked second in the CAA in pass defense (203.6), turnover margin (0.73) and fourth-down defense (42.3%).

Four defenders earned All-America accolades, highlighted by consensus All-American Ron'Dell Carter, who was a top-three finalist for the Buck Buchanan Award. John Daka, who finished seventh in the voting for the Buchanan, earned First Team All-America honors from STATS, and both Dimitri Holloway and Adam Smith each earned multiple All-America awards.

A total of eight Dukes on the defensive side of the ball were named All-CAA, as Carter was voted CAA Defensive Player of the Year. Joining him on the First Team were Daka, Holloway, Smith and D'Angelo Amos. Rashad Robinson was a Second Team selection and both Mike Greene and Landan Word were Third Team members.

His defensive ends unit combined for 57 tackles for loss, 29 sacks and 25 quarterback hurries, paced by John Daka's nation-leading 26.5 TFL and 16.5 sacks. Carter also contributed 25.5 TFL and 11.5 sacks.

Hetherman came to JMU after spending the previous four seasons at Maine (2015-18), where he led the defensive line and served as the defensive coordinator for three of his four seasons in Orono.

He quickly turned Maine into a defensive power in the FCS, which included leading the league in six categories in 2018, highlighted by the FCS-leading rushing defense (79.2). Maine also ranked second nationally in sacks (47). The Black Bears led the CAA in yards per carry allowed (2.4), interceptions (18), fumble recoveries (13) and fumbles for a touchdown (3) while ranking second in third-down defense (28.4%) and fourth in total defense (313.1).

Hetherman guided six Maine defenders to All-CAA status, led by All-Americans Sterling Sheffield and Manny Patterson. Two members of his defensive line, Kayon Whitaker and Charles Mitchell, also earned all-conference laurels.

In 2017, Maine led the CAA on third down (27%). Whitaker developed in his first year as a starter to all-conference stats after ranking fourth in tackles for loss (14.0) and seventh in sacks (8.5). His first year leading Maine's Black Hole defense, he helped mentor all-conference lineman Pat Ricard to the NFL after he ranked second in the conference in tackles for loss and fifth in sacks.

Hetherman's 2015 defensive line gave way to Maine ranking second in the CAA in rushing defense (110.8). They also ranked second in the CAA in sacks (32). Two linemen earned First Team All-CAA status in Trevor Bates and Ricard. The duo combined for 31.0 TFL and 14.5 sacks, as Bates would later be a seventh-round draft pick to the Indianapolis Colts in the 2016 NFL Draft.

He also had coaching stops at Pace University (2014), Old Dominion (2010-13), Northeastern (2009), Springfield College (2007-08) and overseas with the Wuerzburg Panthers.

Hetherman was a three-year starting quarterback at Fitchburg State and 2005 team captain. He went 21-11 as a starter, leading the team to a pair of MASCAC titles, two NEFC championship games and a berth in two ECAC bowl games. Prior to his coaching career, he spent one year with the Carinthian Black Lions of the Austrian Football League before a season with Wuerzburg in the German Football League.

Hetherman graduated from Fitchburg State with a bachelor of science in secondary education.



Shane Montgomery

Offensive Coordinator/ Quarterbacks First Season

Shane Montgomery was hired on Dec. 28, 2018 as James Madison University's offensive coordinator and quarterbacks coach.

In his first season, he called plays for one of the FCS' top-ranked offenses, which ranked second in scoring (41.3) and ninth in total offense (472.5).

The Dukes led the country in completion percentage (70.9%) and fourth-down offense (87.5%) while also ranking second on third down (54.1%), third in first (92.4%), seventh in time of possession (33:20) and 10th in rushing (248.3).

The Dukes also led the CAA in total offensive touchdowns (74), rushing touchdowns (43) and yards per pass attempt (9.1) and was second in yards per carry (5.1).

Four offensive Dukes earned All-America honors, including CAA Offensive Player of the Year Ben DiNucci and Touchdown Club of Richmond Offensive Lineman of the Year Liam Fornadel. Also earning All-America laurels were Percy Agyei-Obese and Mac Patrick.

He also saw eight offensive athletes make the all-conference team. In addition to DiNucci, Fornadel, Agyei-Obese and Patrick, Brandon Polk and Dylan Stapleton were Second Team All-CAA honorees, while Jawon Hamilton and Truvell Wilson were Third Team selections.

Montgomery's quarterbacks group was led by DiNucci, who paced the country in completion percentage and passed for better than 3,200 yards with 27 touchdowns and only five interceptions. The senior signal caller produced a 173.05 passer rating and completed nearly 72% of his passes.

Montgomery brought over 25 years of Division I coaching experience to Harrisonburg, which included four years as an FBS head coach and 14 years as an offensive coordinator at both the FCS and FBS levels.

Montgomery came to JMU after spending the 2018 season as offensive coordinator at Charlotte. Prior to his stint with the 49ers, Montgomery led the offense for eight seasons (2010-17) at Youngstown State. YSU threw and rushed for over 2,000 yards each season. The Penguins achieved the program's top-four outputs of total offense during his tenure (2011, 2016, 2010, 2017) while Montgomery called the plays.

Montgomery helped four-year starter Kurt Hess rewrite the YSU record books during his first four seasons as offensive coordinator. Hess finished his career as the school's all-time leader in completions (706), attempts (1,135), yards (8,925), touchdown passes (75), yards per game (198.4), 200-yard passing games (24), passer rating (144.96), touchdown responsibility (87), four-touchdown passing games (six), total offensive yards (9,459) and total offense per game (210.2).

He was part of YSU's run to the national championship in 2016, which included playoff victories against Samford, at Jacksonville State, versus Wofford and at Eastern Washington before falling to JMU in the title game. That season ended a 10-year playoff drought for the Penguins.

Before Youngstown, Montgomery spent one season as offensive coordinator at Akron (2009) and eight years at Miami (OH), serving as offensive coordinator (2001-04) and head coach (2005-08). He also led the offensive during his four years at the helm.

While at Miami, Montgomery mentored two-time Super Bowl champion quarterback Ben Roethlisberger, who set 21 program records in three seasons before being the 11th overall pick in the 2004 NFL Draft. Roethlisberger threw for over 10,000 yards and 80 touchdowns in his three-year collegiate career. Montgomery was also a two-time finalist for the Frank Broyles Award, which goes to the nation's top assistant coach.

He guided the team to a share of two MAC East division titles (2005, 2007). His first season as head coach saw Miami win five of its last six games, place 11 players on the all-conference team and have seven players move on to the NFL the following season.

Montgomery also had stops at Chattanooga (1993-00) and at NC State (1991-92) where he was a quarterback from 1986-89. He was a three-year starter and led the Wolfpack to two bowl berths, earning Offensive MVP honors at the 1988 Peach Bowl and 1989 Copper Bowl. He was a Second Team All-ACC selection in 1989 and finished his career with over 5,000 passing yards and 31 touchdowns.

He and his wife, Sandy, have two sons, Tanner and Trent. Tanner is a catcher for the Bridgewater baseball team and Trent is a pitcher at Catawba College.



2019 JMU Coaching Staff



Damian Wroblewski

Offensive Line/ Assistant Head Coach First Season

Damian Wroblewski was hired on Dec. 17, 2018 as James Madison University's assistant head coach, working primarily with the offensive line.

In his first season, Wroblewski guided two linemen to All-America status and three to all-conference accolades. Liam Fornadel earned First Team All-America honors from the AFCA, STATS and HERO Sports, while Mac Patrick was a HERO Sports Third Team member. The two were joined by Truvell Wilson, a Third Team All-CAA selection.

Under Wroblewski, the offensive line helped JMU rank second nationally in scoring (41.3) and ninth in total offense (472.5). The Dukes led the FCS in completion percentage (70.9%) and fourth-down offense (87.5%) while also ranking second on third down (54.1%), third in first downs (24.86) and pass efficiency (172.75), fourth in fewest interceptions (5), fifth in the red zone (92.4%), seventh in time of possession (33:20) and 10th in rushing (248.5).

The Dukes also led the CAA in total offensive touchdowns (74), rushing touchdowns (43) and yards per pass attempt (9.1) and was second in yards per carry (5.1). JMU produced at least 50 points four times and had an average win margin of 26.4 points per game.

Wroblewski came to JMU following a five-year stint at Elon (2014-18), where he led the offensive line.

During his final two seasons in 2017 and 2018, Wroblewski's line helped propel Elon to back-to-back FCS playoff appearances. In 2018, he guided a pair of seniors to All-America status in Oli Udoh and CJ Toogood. Udoh also shined at both the East-West Shrine Bowl and Reese's Senior Bowl to earn a spot at the 2019 NFL Combine.

Elon's offense led the CAA during the regular season and ranked second overall in rushing offense (199.5) and fourth in total offense (373.5). The Phoenix also allowed the fewest sacks of any league team, at 16, which was an improvement of 15 from the year prior.

In 2017, Elon's offense rushed for 164.5 yards per game, which ranked fourth in the CAA was nearly 40 yards better per game than the 2016 campaign. The Phoenix also ranked fourth in total offense, gaining 370 yards per game. That mark was nearly 100 yards better than their 2016 total.

His 2016 offensive line ranked second in the CAA by only allowing 12 sacks on the season.

Wroblewski came to Elon following two seasons as the offensive line coach at Rutgers (2012-13). In 2012, Rutgers allowed just eight sacks all year, ranking eighth in the FBS. Rutgers claimed a share of the Big East Conference championship and earned a trip to the Russell Sports Bowl. The following year, the Scarlet Knights reached the Pinstripe Bowl at Yankee Stadium.

Before Rutgers, Wroblewski spent five seasons leading the offensive line at Delaware (2007-11), where he was also assistant head coach for four years. He additionally served as the recruiting coordinator and run-game coordinator. His time in Newark was highlighted by a pair of appearances in the national championship game.

In 2010 the Blue Hens finished 12-3, won a share of the CAA championship and reached the national championship game after leading the league in first downs and pass efficiency while ranking second in scoring offense, rushing offense and total offense. Andrew Pierce, a two-time all-conference performer and an All-American, amassed 1,655 rushing yards to lead the league.

The Blue Hens also reached the national title in 2007. That season, All-American running back Omar Cuff rushed for a league-high 1,945 yards. With quarterback Joe Flacco, Delaware's offense led the conference in scoring, passing and total offense in 2007.

Wroblewski mentored three All-Americans at UD, including Kheon Hendricks, and worked with future NFL linemen Gino Gradkowski, Mike Byrne and Shea Allard. The offense churned out three 1,000-yard rushers during his five-year stint.

Wroblewski also had stops at Stony Brook (2006), Hofstra (2004-05), Penn (2002-03) and Bryant (1999-02). He won back-to-back Ivy League championships with Penn while posting a 19-1 overall record. At Hofstra, he mentored Willie Colon, who won a Super Bowl title with the Pittsburgh Steelers.

He was a four-year center at Lafayette College, where he was a two-time All-Patriot League selection and earned the team's Stony Jones Award as the team MVP as a senior. He earned his degree in history in 1999.

Wroblewski and his wife, Kara, have one son, Damian, Jr.



Matt Birkett

Cornerbacks First Season

Matt Birkett was hired on Dec. 29, 2018, as an assistant coach with the James Madison University football program, working primarily with the cornerbacks.

In his first season with the Dukes, Birkett placed one corner on the all-conference team in the form of Rashad Robinson, who earned Second Team honors. His cornerbacks group recorded four interceptions, aiding in JMU leading the conference with 17. JMU's defense also ranked second in the CAA in pass defense (203.6). His corners additionally accumulated

8.5 tackles for loss, 23 pass breakups and a fumble recovery.

Birkett came to JMU following a seven-year stint on the Maine football staff, which included five on the defensive side of the ball. He was defensive backs coach for the 2017 and 2018 seasons, while also leading the cornerbacks for three years (2014-16) and running backs (2013) and tight ends (2012) for one season each.

Over the past two years, he was part of leading Maine's defense to ranking as one of the nation's best at the FCS level. In 2018, the Black Bears turned in their best season in program history, winning the CAA championship, reaching the FCS semifinals for the first time ever while leading the league in six defensive categories.

Maine ranked sixth nationally with a CAA-best 18 interceptions Birkett guided Manny Patterson to First Team All-CAA and Second Team All-America status after he led the conference for the second straight year with 22 pass breakups and 25 total passes defended, which was good for third in the entire FCS. Patterson was also a Second Team selection in 2017 after tallying a CAA-high 17 breakups. He also coached freshman Kately Joseph, who ranked second in the CAA with 12 pass breakups and 13 passes defended in 2018.

In 2017, he mentored one of Maine's most veteran units, leading the Black Bears to 11 interceptions. The 2016 season saw Najee Goode earn Third Team All-CAA honors after he ranked tied for third in the conference with three forced fumbles and nine passes defended, which included a pair of interceptions.

In 2015, he mentored a young cornerback tandem, which assisted Maine to ranking third in the CAA in total defense (316.8). Maine produced 12 interceptions, including five coming from the corners. In his first season working with the corners in 2014, he helped the Black Bears to a No. 2 ranking in the CAA in total defense, which was also 15th nationally. They also led the league and ranked eighth in the FCS in defensive pass efficiency while placing second in the league in pass defense (172.2) and producing 14 interceptions. That season produced an all-conference selection in Axel Ofori.

Birkett's running backs rushed for 174.5 yards per game and tallied 21 scores in 2013. He guided three backs to over 500 rushing yards that season and Nigel Jones ranked tied for fifth in the CAA with eight rushing scores. In his first season on staff at Maine, Birkett coached Justin Perillo, who was an All-CAA selection and finished second on the team with five receiving touchdowns before signing a contract with the Green Bay Packers.

Birkett came to Maine following one season at Chaminade High School in California, where he was defensive backs coach, helped the team to a 10-2 record while reaching the 2011 California Interscholastic Federation semifinals. He also had stops at UCLA (2010), Pac-Five High School in Hawaii (2008-09), Rindge and Latin High School in Massachusetts (2007).

He is a 2003 graduate of Edinboro College, where he led the Scots to a Pennsylvania State Athletic Conference championship. He also played at Rhode Island where he named the team's co-MVP in 1999.

Birkett and his wife Sara have two sons, Justus and Massai, and two daughters, Siena and Mischa.



2019 JMU Coaching Staff



Grant Cain

Special Teams Coordinator/ Tight Ends First Season

Grant Cain was hired on Jan. 3, 2019, as an assistant coach with the James Madison University football program, working primarily with the tight ends. He additionally serves as the team's special teams coordinator.

In his first season at JMU, Cain has helped mold the Dukes' special-teams corps into a national power, leading the country with nine blocked kicks and ranking second in kickoff return, at 25 yards per attempt.

JMU's Ethan Ratke kicked a JMU and CAA single-season record 25 field goals in 2019, aiding in JMU ranking fifth in the red zone (92.4%), 16th in the FCS in punt returns (12.74) and 25th in punt defense (5.67), both of which paced the conference.

Ratke was named Third Team All-American and First Team All-CAA place kicker, while tight end Dylan Stapleton earned Second Team All-CAA accolades. His tight ends group combined for 35 receptions, 424 receiving yards and three touchdowns while also serving blocking duties in the run game, which ranked 10th nationally (248.3).

Cain came to JMU after spending the previous six seasons on the staff at Mercer where led the special teams unit and inside linebackers (2013-18). He was also assistant head coach in 2017 and 2018, seasons in which the Bears were one of the nation's top teams in terms of special teams.

During the 2018 season, Cain guided the Bears to top-12 rankings nationally in four statistical categories, which included leading the country in net punting (40.58). He mentored Matt Shiel to the eighth-best punting average (43.6) in the FCS. Mercer also led the Southern Conference and ranked ninth nationally in kick-return average (25.57) while ranking 12th in both punt-return average (14.17) and punt-return defense (4.35).

In 2017, the Bears paced the nation in kick-return defense while also ranking 10th in punt-return average and 18th in kick returns. Mercer produced top-15 rankings on special teams in five of his six seasons. That season also marked the fourth straight season the team had at least 21 turnovers, registering 25. The Bears also led the country with 16 fumble recoveries.

Mercer led the SoCon and ranked sixth nationally with 13 fumble recoveries in 2016. The year prior, the Bears led the league in scoring defense, at 21.6 points per game while forcing a SoCon-leading 21 turnovers.

In 2014, Cain's group led a defense that ranked second in the conference in forced turnovers and fourth in total defense. That season, Tyler Ward set the program's single-game record with 18 tackles and eclipsed the 100-tackle mark to earn All-SoCon honors. On special teams, Chandler Curtis led the nation in 2014 with four returns for a touchdown to earn the team's first All-America accolade in school history. In his first season, Mercer ranked second in the FCS in rushing defense, as the linebackers produced two of the four top tacklers, led by Tyler Ward's 101 tackles and 10.5 tackles for loss.

Cain came to Mercer following a seven-year stint at Coastal Carolina (2005-12), where he held various positions with the Chanticleers. After beginning his CCU career as a graduate assistant, he became a full-time assistant in 2007, being appointed the outside linebackers coach. Coastal ranked among the nation's top-23 programs in tackles for loss in 2007, led the conference in TFL's in 2009 and paced the league in sacks in 2009.

During his time in Conway, Cain was part of three Big South Conference championships (2005, 2006, 2010). He also contributed with instructing the special teams unit while at Coastal and also held a role with the inside linebackers.

Cain is a 2003 graduate of Catawba, where he earned a bachelor's degree in business administration. He also received a master's degree in instructional technology from Coastal Carolina in 2007.

Cain is married to the former Shauna Koontz, and they have two sons, Caleb and Samuel.



Bryant Haines

Linebackers/ Co-Defensive Coordinator First Season

Bryant Haines was hired on Dec. 17, 2018, as an assistant coach with the James Madison University program, working primarily with the linebackers. He additionally serves as the team's co-defensive coordinator.

In his first season with the Dukes, Haines mentored two linebackers to all-conference honors, one of which would later earn All-America accolades. Dimitri Holloway earned spots on three All-America teams, Holloway was joined by Third Team All-CAA pick Landan Word.

including Second Team laurels from the Associated Press and HERO Sports. A First Team All-CAA selection, Holloway was joined by Third Team All-CAA pick Landan Word.

His linebackers combined for 27.5 tackles for loss, 5.5 sacks, 11 pass breakups, two interceptions and three fumble recoveries. His group aided in JMU ranking first nationally in total defense (264.7), rushing defense (61.1) and first-down defense (14.2) while also placing second on third down (29%), third in scoring defense (14.9) and fourth in tackles for loss (8.7).

Haines came to JMU following two seasons at Elon, where he also led the Phoenix's linebacking corps. This is the third school Haines has been under Curt Cignetti, as he also coached on his staff at Indiana (Pa.).

He mentored Warren Messer to back-to-back seasons on the All-CAA First Team, which included him earning All-America accolades in both seasons. Messer ranked fourth in the CAA with 8.5 tackles per game and fifth in interception return yards, at 86, during his senior campaign. Bryant also coached Matt Baker to Third Team All-CAA status in 2018 after he ranked tied for seventh in the conference with 7.5 sacks.

Prior to Elon, Haines spent the 2016 season as the linebackers coach at UC Davis where he helped Nas Anesi to Second Team All-Big Sky honors.

Before UC Davis, Haines was on Cignetti's staff at IUP for two seasons (2014-15). During his time there, he helped the Crimson Hawks lead the Pennsylvania State Athletics Conference in scoring defense, total defense, third-down defense and red-zone defense in 2015. IUP was fourth among all Division II teams in rushing defense in 2014 and 13th nationally in 2015.

Prior to joining Cignetti the first time, he worked with the Ohio State linebackers in 2013, a year in which the Buckeyes finished with an undefeated 12-0 record. He also had stops at Indiana (2012), Adrian College (2010-11) and Manchester College (2009).

Haines was a linebacker at Ball State, where he was one of the nation's top defenders. He earned College Football News Second Team Freshman All-America honors in 2005 and was later named to the to the All-Mid American Conference Team and the watch list for the Dick Butkus Award in 2008, which is given annually to the top linebacker in the FBS.

He is a 2009 graduate from BSU, where he earned a bachelor's degree in general studies.



2019 JMU Coaching Staff



Andrew Jackson

Defensive Tackles First Season

Andrew Jackson was hired on Jan. 3, 2019, as an assistant coach with the James Madison University football program, working primarily with the defensive tackles.

In his first season, he helped guide one defensive tackle to all-conference honors, as Mike Greene was named Third Team All-CAA defensive lineman after leading the CAA in sacks by interior linemen.

Jackson's defensive tackles combined for 27.5 tackles for loss, 9.0 sacks and three blocks on special teams.

His group was part of a JMU defense, which led the FCS in total defense (264.7), rushing defense (61.1) and first-down defense (14.2).

JMU's defense also ranked second nationally in third-down defense (29%), third in scoring defense (14.9), fourth in tackles for loss (8.7), sixth in pass efficiency defense (111.65), ninth in sacks (3.07), 11th in takeaways (26) and 14th in red-zone defense (71.9%).

Jackson came to JMU after spending the 2018 season as the defensive quality control coach at Mississippi State, where he helped the Bulldogs to an 8-5 record and berth in the Outback Bowl. MSU ranked in the top 10 nationally in eight defensive categories, highlighted by leading the country in total defense (263.1). The Bulldogs also ranked second in scoring defense (13.2), third in rushing defense (95.1) and third-down defense (26.6%), seventh in both passing defense (168.0) and red-zone defense (73.5), eighth in tackles for loss (7.9) and ninth in first-down defense (212).

Prior to MSU, Jackson was the defensive line coach at Fordham for one season (2017). The Rams' defense ranked third in the Patriot League in turnover margin (+0.18) and had three players earn All-Patriot League honors, including freshman linebacker Glenn Cunningham, who was a Freshman All-American.

He was a graduate assistant with the defensive line at Penn State for two seasons (2015-16), as he was part of the Nittany Lions' 2016 team that won the Big Ten championship and earned a berth in the Rose Bowl. Jackson was responsible for weekly film breakdowns and scouting reports and was in charge of preparing the scout team before practice. He also works with the defensive tackles during individual drills.

Jackson also spent two seasons as an assistant at Stony Brook (2013-14) and began his career as a GA at LIU Post, where he was a three-year starter on the defensive line.

A 2011 graduate with a degree in physical education science and coaching, Jackson was a three-year captain for LIU Post. He was a Second Team All-PSAC honoree as a senior after recording 12 tackles for loss and five sacks for the Pioneers.



Matt Merritt

Running Backs First Season

Matt Merritt was hired on Dec. 20, 2018, as an assistant coach with the James Madison University football program, working primarily with the running backs.

In his first season, Merritt placed two running backs on the All-CAA, with one earning All-America honors. Percy Agyei-Obese was a Third Team HERO Sports All-American and First Team All-CAA selection after rushing for over a 1,000 yards and leading the league in rushing touchdowns. Jawon Hamilton was also a Third Team All-CAA honoree.

JMU's rushing attack ranked 10th nationally and first in the CAA (248.3). Primarily a three- or four-running back rotation, JMU's backs combined for 3,084 rushing yards and 39 total touchdowns, 35 coming on the ground. Agyei-Obese turned in the 10th-best rushing performance in JMU single-season history with 1,143 yards, to go with 19 rushing scores, which is third in JMU single-season history.

Merritt came to JMU after spending the 2017 and 2018 seasons on Cignetti's staff at Elon where he also coached the running backs. In his two years with the Phoenix, the program saw drastic improvement in the run game, which included leading the CAA in the 2018 regular season and second overall, at just under 200 yards per game.

Led by CAA Offensive Rookie of the Year Jaylan Thomas and two-time All-CAA selection Malcolm Summers, the Phoenix backs combined to rush for more than 3,800 rushing yards and 30 touchdowns in Merritt's two seasons guiding the group.

Elon ranked second in the CAA in rushing during the 2018 season at 199.5 yards per game. That was a 35 yards per game improvement from the 2017 season, in which the Phoenix rushed for 164.5 yards per game, which was almost 40 yards better than the year prior to Merritt's hire.

Thomas was the league's top offensive rookie threat in 2018, ranking second in the CAA at 95.1 rushing yards per game. He also scored four rushing touchdowns while leading the league with 6.6 yards per carry. He tallied 761 rushing yards in just eight games of action. Summers had been leading the league in rushing yards per game before an injury in the fifth game of the season, accruing nearly 600 rushing yards and three touchdowns in just five games. That included a 185-yard performance in Elon's first win ever against JMU.

In 2017, Summers rushed for over 750 yards and four scores in only six games, leading the CAA and country in rushing yards before a season-ending injury midway through the campaign. Summers, along with De'Sean McNair and Breynd Cyphers combined for almost 1,900 yards and 14 scores to help the Phoenix reach the FCS playoffs after finishing second in the CAA.

Prior to his arrival at Elon, Merritt spent one season as the running backs coach at Division II school Ohio Dominican. ODU rushed for 1,398 yards and 16 scores, as four backs ran for at least 260 yards in 2016.

Before Ohio Dominican, Merritt was an assistant running backs coach and offensive graduate assistant at Ohio State from 2013 to 2015. During Merritt's time at OSU, the Buckeyes won the 2015 national championship, the 2016 Fiesta Bowl and a Big Ten championship. They also made an appearance in the 2014 Orange Bowl.

While at OSU, he helped coach wide receivers, running backs, special teams and the defensive scout team. He played a role in the development of Ezekiel Elliott and Curtis Samuel while with the Buckeyes, in addition to coaching Carlos Hyde and Braxton Miller.

Before heading to Ohio State, Merritt spent two years as the running backs coach at St. Charles Preparatory (2011, 2012), where he also coached special teams. He also spent a year and a half as an assistant coach at Capital University, where he played running back and wide receiver.

As a collegian, Merritt had 542 rushing yards, aiding in Capital's 2007 playoff berth. He tallied 1,099 career rushing yards and 12 touchdowns and helped Capital make a pair of Division III playoff appearances.

Merritt earned his bachelor's degree in education from Capital before picking up master's in sport management from Ohio State and coaching education from Ohio University.

He is married to the former Brittanie Duty and they reside in Harrisonburg.



2019 JMU Coaching Staff



Mike Shanahan

Wide Receivers/ Recruiting Coordinator First Season

Mike Shanahan was hired on Dec. 17, 2018, as an assistant coach with the James Madison University program, working primarily with the wide receivers. He additionally serves as the program's recruiting coordinator.

In his first season with the Dukes, Shanahan coached Brandon Polk to Second Team All-CAA status, as he turned in one of the best single-season performances in school history. Polk and running back Percy Agyei-Obese became the first JMU tandem to have 1,000

receiving yards and 1,000 rushing yards in the same season.

Polk ranked second in JMU single-season history with 73 receptions, 1,173 receiving yards and 11 touchdowns. He ranked fourth in the CAA in receiving scores, seventh in receiving yards per game (78.2) and eighth in receptions per game (4.87). Riley Stapleton, who had 55 catches for 688 yards and eight scores, ranking eighth in the CAA in receiving touchdowns and ninth in receptions per contest (4.58).

JMU's receivers recorded 24 touchdowns through the air, aiding in the Dukes leading the country in completion percentage (70.9%) and ranking third in pass efficiency (172.75).

Shanahan came to JMU following two seasons at Elon, where he also led the receiving unit for the Phoenix.

In his first year at Elon, he guided Kortez Weeks to Third Team All-CAA and Freshman All-America accolades. Weeks led three Phoenix receivers over 500 yards that season, including his team-high 709. The receivers aided in Elon averaging more than 50 passing yards per game from 2016 to 2017, tallying 205.5 receiving yards per outing.

In 2018, Cole Taylor was one of the league's top deep-threat receivers, as he averaged 16.9 yards per catch, which ranked fifth in the CAA. He led the squad with 524 receiving yards, while Weeks was second with 484 yards.

Shanahan followed Cignetti to Elon after spending the 2016 season as his wide receivers coach at Indiana (Pa.). In his lone season at IUP, Shanahan helped Walt Pegues to Second Team All-PSAC honors. Pegues ranked 11th in NCAA Division II with 94.1 receiving yards per game.

IUP finished the 2016 campaign at 10-2 overall, finishing the year ranked 12th after advancing to the second round of the NCAA Division II Playoffs.

Prior to IUP, Shanahan spent two seasons at Pittsburgh (2014-15). While at Pitt, he worked primarily with the receivers, guiding NFL prospect Tyler Boyd to First Team All-ACC honors with 91 catches for 926 yards and six scores in 2015. He was part of a Panthers' team that went 8-5 and advanced to the Military Bowl that year.

He also saw time coaching alongside offensive coordinator and quarterbacks coach Jim Chaney during spring practice as he transitioned from a volunteer coach in 2014 to the offensive graduate assistant.

Shanahan graduated from Pitt in 2012 after four years on the gridiron where his 159 receptions and 2,276 yards both rank in the top 10 in school history. A four-year letterman and two-time team captain, Shanahan earned Second Team All-Big East honors in 2012 after catching 62 passes for 983 yards and six touchdowns while helping the Panthers to a BBVA Compass Bowl appearance.

He was also a four-time All-Big East Academic Team selection and was the recipient of Pitt's annual Senior of Distinction Award.

After graduation, Shanahan had stints as a member of the New York Jets and Tampa Bay Buccaneers' preseason squads. He was also a member of the Montreal Alouettes of the Canadian Football League as a wide receiver and tight end.

Shanahan earned Associated Press first team Class AAAA All-State honors as a high school senior. He earned both his bachelor's and master's degrees from Pitt as he studied history as an undergrad and social studies education as a grad student.



Ryan Smith

Safeties/ Pro Scout Liaison First Season

Ryan Smith was hired on Dec. 17, 2018, as an assistant coach with the James Madison University football program, working primarily with the safeties. He additionally serves as the team's pro scout liaison.

In his first season with the Dukes, both of his starting safeties earned First Team All-CAA status in Adam Smith and D'Angelo Amos. Smith later earned Third Team All-America accolades, while Amos earned All-America honors for his punt-return duties.

JMU's safeties record 11 of JMU's league-leading interceptions in 2019. Smith led the Dukes with six interceptions, which was fourth nationally and second in the CAA. He was ninth in passes defended, adding 10 pass breakups to his season ledger. Amos also had a pair of interceptions while blocking three kicks on special teams, good for second in the FCS.

His position group aided in JMU ranking third nationally in scoring defense (14.9), first in total defense (264.7) and first-down defense (14.2), second on third down (29%) and seventh in interceptions.

Smith came to JMU following two seasons at Elon, where he also led the defensive backfield for the Phoenix.

The unit saw improvements from 2017 to 2018, as the defensive backs accounted for 12 of the team's 13 interceptions in 2018, which was two better than the 10 they intercepted the season prior. The group also broke up 31 passes in his second season, one better than the 30 they achieved in 2017.

He guided two players to All-CAA status in 2018 in Greg Liggs, Jr., who was a Second Team member, and Tyler Campbell, who was a Third Team selection. Liggs, as well as Connor Christiansen were two of the league's best defensive backs, as the duo were tied for third in the CAA with four interceptions apiece. Liggs was also third in passes defended (13) and tied for fourth in fumble recoveries (2). He additionally led Chris Blair to Third Team All-CAA accolades in 2017.

Prior to Elon, Smith spent two seasons at Penn State, serving as a defensive graduate assistant. At PSU, Smith was part of a Nittany Lion squad that won the 2016 Big Ten Championship, earned a berth in the Rose Bowl and finished 11-3 overall. Penn State's defense picked off 10 passes and broke up 60 more in 2015. During his time in University Park, Pa., he helped develop three NFL players in 2016 Miami Dolphins draft pick Jordan Lucas, 2018 Pittsburgh Steelers draft pick Marcus Allen and current Los Angeles Charger Trevor Williams.

Before heading to Penn State, Smith was a defensive GA at the University of Texas at San Antonio for the 2014 season.

A 2014 graduate of the College of William & Mary, Smith helped the Tribe to a 2009 FCS semifinals appearance. As a senior, Smith tallied 47 tackles, one sack and one interception at cornerback. Smith was a two-time CAA Academic All-Conference honoree. He earned his bachelor's degree in process management from the College of William and Mary and a master's degree in educational leadership from Penn State University.



2019 JMU Coaching Staff



Brian Phillips

Director of Strength & Conditioning First Season

Brian Phillips was hired on Dec. 17, 2018 as James Madison University's Director of Strength & Conditioning.

Phillips rejoins Cignetti's staff in Harrisonburg after spending the 2018 season as Director of Sports Performance at UMass, where he worked directly with the football program. He previously served as Elon's Director of Strength & Conditioning during Cignetti's

first year in 2017.

While at Elon, Phillips worked intensely with the football program and oversaw the sports performance efforts for all 16 varsity sports. He additionally designed weekly educational opportunities for student-athletes regarding nutrition, sleep and lifestyle habits.

Prior to Elon, Phillips was assistant strength & conditioning coach and lead of analytics at the U.S. Military Academy for three seasons (2014-16). In his role at Army, he designed and implemented speed, plyometric and conditioning for "skill" position competitors and also constructed modified training programs for injured student-athletes. Simultaneously, Phillips charted and organized data on student-athlete performance and wellness in his role with analytics.

Phillips also served strength & conditioning roles at Nevada, Idaho, Northeastern and USC.

Phillips earned a bachelor's degree in physical education from Bridgewater State and a master's degree in performance enhancement and injury prevention from California (Pa.)

Phillips is a native of East Bridgewater, Mass.



James Ferguson

Director of Football Operations First Season

James Ferguson was hired on Dec. 18, 2018 as James Madison University's director of football operations

Ferguson came to JMU after spending the last four years on Cignetti's staff, including two seasons at Elon in the same role and two at Indiana (Pa.) as an assistant.

Most recently, he was director of football operations at Elon for the 2017 and 2018 seasons.

In his role, Ferguson is responsible for the day-to-day operations of the JMU football program, providing direct support to Coach Cignetti and staff, both on campus and around the community. He also coordinates and schedules team travel and meetings and serves as a liaison to other departments within the university as it pertains to the team and student-athletes.

Prior to Elon, Ferguson served as an assistant at Indiana (Pa.), working with the offensive line while obtaining his master's degree. The Crimson Hawks ranked fourth nationally in NCAA Division II in rushing offense in 2016. In Ferguson's two seasons at IUP, the program went 19-5 (12-2 conference) and made a pair of NCAA Division II Playoff appearances. In 2016, the team ended the season ranked 12th in the nation.

He also spent time as a volunteer assistant scout and camp operations intern with the Buffalo Bills

Ferguson earned his bachelor's degree in mass media and journalism and communication studies from Clarion University in 2014. He is also a 2016 graduate of IUP, where he earned his master's degree in sports management.



2019 JMU Players



2019 JMU Players



Rashad Robinson

1

R-Sr. / CB / 5-11 / 188

Richmond, Va.

Hermitage

2019 AS A REDSHIRT SENIOR: Started 13 games at cornerback... Second Team All-CAA cornerback... STATS FCS Buck Buchanan Award Watch List... Had 47 total tackles (28 solo), to go with 4.5 tackles for loss, 1.5 sacks, one fumble recovery, three interceptions and 11 pass breakups... Ranked seventh in the CAA in passes

defended per game (1.1)... Recorded all three interceptions during CAA play... Had a full sack against Morgan State (Sept. 14)... Three passes defended at Rhode Island (Nov. 23) with an interception and two breakups... Had an interception and fumble recovery versus Villanova (Oct. 12)... Had two pass breakups in four games... Season-high seven tackles and career-high 2.0 tackles for loss against Richmond (Nov. 16)... Had four or more tackles in seven games and at least three in 11 outings... STATS FCS Preseason First Team All-American... HERO Sports Preseason First Team All-American... Athlon Sports Preseason All-American... Preseason All-CAA.

2018 AS A SENIOR: Received a medical hardship waiver to earn a redshirt and additional year of eligibility... STATS FCS Buck Buchanan Award preseason watch list... CAA Preseason Defensive Player of the Year... STATS FCS First Team Preseason All-American... Athlon Sports First Team Preseason All-American... HERO Sports First Team Preseason All-American... Preseason All-CAA... CAA Football Commissioner's Academic Honor Roll.

2017 AS A JUNIOR: Played in all 15 games, making eight starts at cornerback... AFCA FCS First Team All-American... Associated Press FCS Second Team All-American... STATS FCS Third Team All-American... HERO Sports FCS Third Team All-American... First Team All-CAA Cornerback... VaSID First Team All-State... CAA Defensive Player of the Week (Oct. 30)... Had 51 total tackles (38 solo), to go with 2.5 tackles for loss, 1.5 sacks, one forced fumble, seven interceptions, one defensive touchdown, nine pass breakups and two quarterback hurries... Ranked third nationally and in the CAA in interceptions... Tied for fourth in JMU single-season history in picks and third in interception yards (145)... Also ranked third in the CAA in passes defended (16)... Returned an interception 82 yards for a touchdown against New Hampshire (Oct. 28), marking the third-longest interception return in school history... Career-high two interceptions in FBS-win at ECU (Sept. 2)... Had a 63-yard interception return at William & Mary (Oct. 21)... Career-high 12 tackles (9 solo) and 1.0 sack in FCS Semifinals against South Dakota State (Dec. 16)... Also had eight tackles and a half sack against Richmond (Nov. 11)... Had three or more tackles in nine games.

2016 AS A SOPHOMORE: Started 11 games at cornerback... Had 36 total tackles (24 solo), to go with 0.5 tackle for loss, two interceptions and four pass breakups... Season-high eight tackles at New Hampshire (Oct. 15)... Produced four solo tackles in five separate games... Produced at least three tackles in seven games... Recorded first interception at Maine (Sept. 24) with a 28-yard return... Intercepted another pass the following week against Delaware (Oct. 1)... Two pass breakups at Villanova (Nov. 12).

2015 AS A FRESHMAN: Played in all 12 games, making one start... CAA Special Teams Player of the Week (Sept. 14)... ECAC FCS Rookie of the Week (Sept. 15)... Had 16 total tackles (15 solo), to go with one interception, three fumble recoveries, one forced fumble, two pass breakups and one blocked kick... Ranked fourth nationally and led the CAA in fumble recoveries... Scored first career touchdown on a 34-yard fumble recovery off a failed punt attempt against Lehigh (Sept. 12)... Recovered an onside kick in the Lehigh win, the first successful recovery by any CAA player in 2015... Produced first collegiate interception in opener versus Morehead State (Sept. 5)... Season-high three tackles in three separate games, at Elon (Oct. 17), at William & Mary (Oct. 31) and against Villanova (Nov. 21)... Recorded a tackle in eight games... CAA Football Academic All-Conference Team.

HIGH SCHOOL: Shifting to cornerback at JMU... Ranked in the state's top 100 recruits by the Roanoke Times... Second Team All-5A South Region as a senior... First Team All-Conference 11... Two-year starting quarterback at Hermitage, passing for 664 yards and rushing for 503 yards in eight games due to an injury as a senior... Led Panthers to the VHSL state quarterfinals in 2014... Helped Hermitage to a 9-3 record and a state playoff berth in 2013... Chose JMU over offers from Army and Nevada.

PERSONAL: Full name is Glynn Rashad Robinson... Graduated from JMU with a degree in kinesiology.

Robinson Statistics

TACKLES	GP	Solo	Asst	Total	TFL-Yds	Sacks-Yds	INT	PD	FF	FR	BLK	QBH
2015	12	15	1	16	0.0	0-0	1	3	1	3	1	0
2016	11	24	12	36	0.5-1	0-0	2	6	0	0	0	0
2017	15	38	13	51	2.5-20	1.5-18	7	16	1	0	0	2
2019	13	28	19	47	4.5-17	1.5-7	3	14	0	1	0	2
TOTAL	51	105	45	150	7.5-38	3.0-25	13	39	2	4	1	4

INTERCEPTIONS	GP	No.	Yds	TD	Lg	Avg/R	Avg/G
2015	12	1	0	0	0	0.0	0.0
2016	11	2	28	0	28	14.0	2.5
2017	15	7	145	1	82	20.7	9.7
2019	13	3	3	0	3	1.0	0.2
TOTAL	51	13	176	1	82	13.5	3.5



Austin Douglas

Fr. / RB / 5-11 / 195

Alpharetta, Ga.

Mount Vernon School

2

2019 AS A FRESHMAN: Played in four games... Had 25 carries for 90 yards with a long of 11... Also had three receptions for 26 yards and a touchdown... Season-high 52 total yards against Saint Francis (Sept. 7), rushing for 33 yards and making a 19-yard touchdown catch... Also ran for 27 yards against Morgan State (Sept. 14)... Made two receptions at West Virginia (Aug. 31).

HIGH SCHOOL: Class A Private All-State as a senior... 5-A Region Offensive Player of the Year as a senior... Three-time All-Region selection... Rushed for 1,673 yards and 17 touchdowns, averaging 10.5 yards per carry, as a senior... Gained nearly 1,400 yards with 12 touchdowns as a junior... Helped Mount Vernon School to three playoff appearances, which included the team winning a program-record eight games in 2018... Dual-sport athlete who also played basketball and ran track.

PERSONAL: Full name is Austin Samuel Douglas... Son of Edmond and Pamela Douglas... His brother, Justin, is a wide receiver at Southeastern Louisiana... Majoring in sport and recreation management.

Douglas Statistics

RUSHING	GP	Att	Yds	TD	Lg	Avg./R	Avg/G
2019	4	25	90	0	11	3.6	22.5

RECEIVING	GP	Rec	Yds	TD	Lg	Rec/G	Avg/C	Avg/G
2019	4	3	26	1	19	0.8	8.7	6.5



Dimitri Holloway

R-Sr. / LB / 6-2 / 217

Newport News, Va.

Heritage

2

2019 AS A REDSHIRT SENIOR: Played in all 15 games, making 14 starts at linebacker... Associated Press Second Team All-American... HERO Sports Second Team All-American... STATS FCS Third Team All-American... First Team All-CAA linebacker... Second Team All-ECAC... CAA Defensive Player of the Week (Nov. 18)... Had 115 total tackles (47 solo), to go with 10.5 tackles for loss, 2.0 sacks, one forced fumble, three fumble recoveries and five pass breakups... Ranked third nationally and first in CAA in fumble recoveries... Ranked 10th in the CAA in tackles per game (7.7)... Season-high 15 tackles with a fumble recovery against Richmond (Nov. 16)... Made 13 tackles at West Virginia (Aug. 31) and versus Towson (Oct. 26)... Also had 10 tackles with 1.5 tackles for loss, a recovery and two breakups at Stony Brook (Oct. 5)... Career-high 3.5 tackles for loss and a full sack in FCS Quarterfinals against Northern Iowa (Dec. 13)... Had a forced fumble and recovery against Morgan State (Sept. 14)... Tallied at least seven tackles in 10 games and made four or more in 13 outings... Registered at least 1.0 TFL in six games... HERO Sports Preseason Third Team All-American... Preseason All-CAA.

2018 AS A REDSHIRT JUNIOR: Started all 13 games at linebacker... Second Team All-CAA linebacker... VaSID First Team All-State... CAA Defensive Player of

2019 JMU Players

the Week (Oct. 29)... Had 127 total tackles (46 solo), to go with 11.0 tackles for loss, two forced fumbles and a pair of pass breakups... Tied for the CAA lead in total tackles and ranked second in the league and 20th in the FCS in tackles per game (9.8)... Career-high 18 tackles with 2.0 tackles for loss against Stony Brook (Oct. 27)... Registered double-digit tackles in six games and eight or more in 10 games... Tallied 14 tackles at Towson (Nov. 17) and had 13 in FCS Second Round at Colgate (Dec. 1)... Also made 12 tackles against Elon (Oct. 6) and 11 at both Richmond (Sept. 29) and New Hampshire (Nov. 3)... Tied season high with 2.0 tackles for loss at Villanova (Oct. 13)... Had a tackle for loss in 10 games... Forced a fumble at NC State (Sept. 1) and against William & Mary (Sept. 22).

2017 AS A JUNIOR: Received a medical hardship waiver to earn a redshirt and additional year of eligibility... Played in just one game before an injury sidelined him for the rest of the season... Had six total tackles (2 solo), to go with a 0.5 tackle for loss in season opener at ECU (Sept. 2).

2016 AS A SOPHOMORE: Played in 12 games, making nine starts at linebacker... Had 53 total tackles (22 solo), to go with 4.0 tackles for loss, 1.0 sack, one forced fumble, two quarterback hurries and a safety... Season-high 16 tackles, which included a career-best 10 solo stops, in JMU's FCS semifinal win at No. 1 North Dakota State (Dec. 16)... Season-best 2.0 tackles for loss against Sam Houston State in FCS quarterfinals (Dec. 9)... Registered a safety versus SHSU, sacking Jeremiah Briscoe in the end zone... Tallied five or more tackles in six games... Made eight tackles against Central Connecticut (Sept. 10) and six at Maine (Sept. 24)... Opened season with five tackles, 1.5 for loss and a forced fumble versus Morehead State (Sept. 3).

2015 AS A FRESHMAN: Played in all 12 games... Had 19 total tackles, including 13 solo, to go with 1.0 tackle for loss, 1.0 sack and one pass breakup... Season-high six tackles (five solo) in first career game against Morehead State (Sept. 5)... Accrued two or more tackles in four games, including four against Lehigh (Sept. 12) and three at Elon (Oct. 17)... Registered first collegiate sack and pass breakup in win over Lehigh.

HIGH SCHOOL: First Team Class 4A All-State as a senior... First Team 4A South All-Region... Ironclad Conference 18 Defensive Player of the Year and First Team All-Conference 18 by the Daily Press... Ranked a top-100 Virginia recruit by the Roanoke Times... Rated No. 56 in the state by 247Sports... Averaged 13 tackles a game as a senior to earn a spot in the Adidas 757 All-Star Football game... Second Team All-Ironclad Conference as a junior... Helped Heritage to a 12-2 record in 2013, recording 90 tackles (36 solo), 10 tackles for loss, five sacks, three fumble recoveries and two interceptions... Also played wide receiver his junior year, making 13 catches for 279 yards and two touchdowns... Was a high school teammate of JMU tailback Khalid Abdullah.

PERSONAL: Full name is Dimitri Miles Holloway... Graduated from JMU with a degree in sport and recreation management.

Holloway Statistics

TACKLES	GP	Solo	Asst	Total	TFL-Yds	Sacks-Yds	INT	PD	FF	FR	BLK	QBH
2015	12	13	6	19	1.0-4	1.0-4	0	1	0	0	0	0
2016	12	22	31	53	4.0-12	1.0-6	0	0	1	0	0	2
2017	1	2	4	6	0.5-0	0-0	0	0	0	0	0	1
2018	13	46	81	127	11.0-22	0-0	0	2	2	0	0	0
2019	15	47	68	115	10.5-20	2.0-11	0	5	1	3	0	0
TOTAL	53	130	190	320	27.0-58	4.0-21	0	8	4	3	0	3



Brandon Polk

3

R-Sr. | WR | 5-9 | 175

Ashburn, Va.

Briar Woods (Penn State)

2019 AS A REDSHIRT SENIOR: Started in all 15 games at wide receiver... Second Team All-CAA wide receiver... Led team with 73 receptions for 1,173 yards and 11 touchdowns, averaging 16.1 yards per catch... Ranked fourth in the CAA and 16th nationally in receiving touchdowns... Also ranked seventh in the CAA in receiving yards per

game (78.2) and eighth in receptions per game (4.9)... Second in JMU single-season history in receptions, receiving yards and receiving scores... Recorded four 100-yard receiving games during the regular season... Scored a touchdown in nine straight games and 11 of 12 during the season... Career-high 136 receiving yards and a touchdown against New Hampshire (Nov. 9)... Career-high eight receptions for 121 yards and a score against Towson (Oct. 26)... Had 104 receiving yards, including a career-long, 80-yard touchdown versus Richmond (Nov. 16)... Also had

105 yards and a score at Stony Brook (Oct. 5)... Made seven receptions in FCS Quarterfinals versus Northern Iowa (Dec. 31) and at William & Mary (Oct. 19)... Made four catches of at least 50 yards and seven of at least 40 yards... Recorded at least four receptions in 13 games and at least 50 receiving yards in 13 outings... Also had a season-long 29-yard rush in Towson game.

PRIOR TO JMU: Transferred to JMU after spending four seasons at Penn State (2015-18) and will have one year of eligibility... Appeared in 40 games, making 10 starts for the Nittany Lions... Recorded 27 receptions for 367 yards and four touchdowns while rushing for 159 yards and a score... Had nine catches for 162 yards and two touchdowns in 2018, starting in seven of his 10 games... Had a then-career-high 55 receiving yards against Kent State, which included a 41-yard touchdown... Also had a 34-yard score at Pitt... Had 10 catches for 130 yards and a touchdown in 2017... Made three receptions against Northwestern and scored a touchdown against Georgia State... Received medical redshirt after being injured three games into 2016... Had six catches for 57 yards and a touchdown while rushing for 159 yards and a TD in 2015, appearing in 13 games with three starts... Rushed for 50 yards at Temple, with a long of 33... Ran for 45 yards and first career touchdown on a 33-yard carry against Buffalo... First career touchdown catch vs. Indiana came on a 39-yard reception.

HIGH SCHOOL: All-Loudoun Athlete of the Year as a senior... Had 26 receptions for 303 yards (11.8 per catch) and rushed for 260 yards (9.3 per carry) with five total touchdowns as a senior... Set Briar Woods record with 91-yard touchdown run in 2014... Teamed with former Penn State quarterback Trace McSorley to lead the Falcons to the VHSL 5A state championship game in 2013... Had 635 receiving yards with eight touchdowns and 232 rushing yards as a junior... Three-year letterman at Briar Woods... Dual-sport athlete who also ran track... Was Virginia state champion in the 100 and 200 as a sophomore.

PERSONAL: Full name is Brandon Alexander Polk... Son of Ed and Sharon Polk... Has a brother, Kyle, and a sister, Leah... Pursuing master's degree at JMU in sport and recreation leadership program.

Polk Statistics

RUSHING	GP	Att	Yds	TD	Lg	Avg./R	Avg/G	
2019	15	4	39	0	29	9.8	2.6	
RECEIVING	GP	Rec	Yds	TD	Lg	Rec/G	Avg/C	Avg/G
2019	15	73	1173	11	80	4.9	16.1	78.2



Ron'Dell Carter

5

R-Sr. | DL | 6-3 | 269

Baltimore, Md.

Long Reach (Rutgers)

2019 AS A REDSHIRT SENIOR: Started in all 15 games at defensive end... STATS FCS Buck Buchanan Award Top-3 Finalist... Consensus All-American... FCS ADA All-American... Walter Camp First Team All-American... Associated Press First Team All-American... AFCA First Team All-American... STATS FCS First Team All-American...

HERO Sports First Team All-American... CAA Defensive Player of the Year... ECAC FCS Defensive Player of the Year... Touchdown Club of Richmond Division I Defensive Lineman of the Year... Bill Dudley Award Finalist... First Team All-CAA defensive lineman... First Team All-ECAC... CAA Defensive Player of the Week (Oct. 21)... Had 59 total tackles (27 solo), to go with 25.5 tackles for loss, 11.5 sacks, one forced fumble, 13 quarterback hurries and a pass breakup... Ranked sixth nationally and second in the CAA in tackles for loss per game (1.7)... Also ranked 21st in the FCS and third in the CAA in sacks per game (0.77)... Tied for fourth in JMU single-season history for sacks... Career highs of 10 tackles and 6.0 tackles for loss at William & Mary (Oct. 19)... Career-high 2.0 sacks against Towson (Oct. 26) and at Rhode Island (Nov. 23)... Had 1.5 sacks against Richmond (Nov. 16)... Recorded at least 1.0 sack in nine games... Tallied at least 2.0 TFL in seven games and 1.0 in 11 outings... Also made nine tackles at Stony Brook (Oct. 5) and seven stops at URI... Tallied at least four tackles in seven games... Season-high three QBH in Richmond game... STATS FCS Preseason Third Team All-American... HERO Sports Preseason Second Team All-American... Preseason All-CAA.

2018 AS A REDSHIRT JUNIOR: Started in all 13 games at defensive line... First Team All-CAA defensive lineman... VaSID First Team All-State... First Team ECAC All-Star... Had 58 total tackles (26 solo), to go with 13.0 tackles for loss, 7.5 sacks, one forced fumble, one fumble recovery and a quarterback hurry... Ranked tied for seventh in the CAA in sacks and tied for ninth in tackles for loss... Career-high 10 tackles with a TFL, forced fumble and recovery in FCS Second Round at

2019 JMU Players

Colgate (Dec. 1)... Made seven stops with season highs of five solo tackles and three tackles for loss in season opener at NC State (Sept. 1)... Also had six tackles against Elon (Oct. 6) and at New Hampshire (Nov. 3)... Made five or more tackles in seven games... Season-best 1.5 sacks against Rhode Island (Nov. 10) while having a full sack in six other games... At least 1.5 tackles for loss in five contests... Dean Ehlers Team MVP... Bob Yetzer Leadership Award winner.

2017 AS A REDSHIRT SOPHOMORE: Played in all 15 games... Had 28 total tackles (15 solo), to go with 8.0 tackles for loss, 4.0 sacks, three pass breakups and four quarterback hurries... Season-high four tackles against Norfolk State (Sept. 16)... Six games with at least three tackles... 2.0 tackles for loss against ETSU (Sept. 9) and at Elon (Nov. 18)... Recorded all four sacks during CAA play.

PRIOR TO JMU: Transferred to JMU after spending two seasons at Rutgers out of the Big Ten... Appeared in five games in 2016, making two tackles, including a 0.5 tackle for loss and a 0.5 sack... Recorded first collegiate tackle at Ohio State... Registered 0.5 sack in season finale at Maryland... Academic All-Big Ten list... Redshirted 2015 season to retain a year of eligibility.

HIGH SCHOOL: Three-star recruit and top-30 player from the state of Maryland at Long Reach High School, primarily playing defensive end and tight end... First Team All-Howard County tight end as a senior and First Team defensive end as a junior... Baltimore Sun's "Players to Watch" heading into senior season... Captain at the Maryland Crab Bowl, featuring most talented seniors from Maryland and D.C.... Baltimore Touchdown Club Super 22 Team as a junior... Team captain... Dual-sport athlete who also threw shot put for track & field and played basketball at Long Reach.

PERSONAL: Full name is Ron'Dell Lamaree Carter... Younger brother of former JMU All-CAA special teams selection Robert Carter, Jr.... Majoring in computer information systems.

Carter Statistics												
TACKLES	GP	Solo	Asst	Total	TFL-Yds	Sacks-Yds	INT	PD	FF	FR	BLK	QBH
2017	15	15	13	28	8.0-46	4.0-38	0	3	0	0	0	4
2018	13	26	32	58	13.0-62	7.5-45	0	0	1	1	0	1
2019	15	27	32	59	25.5-119	11.5-73	0	1	1	0	0	13
TOTAL	43	68	77	145	46.5-227	23.0-156	0	4	2	1	0	18



Jamir Hudson

5

R-So. | WR | 5-8 | 165
Virginia Beach, Va.
Bishop Sullivan Catholic


2019 AS A REDSHIRT SOPHOMORE: Played in seven games, primarily on special teams.

2018 AS A REDSHIRT FRESHMAN: Played in 11 games, primarily on special teams.

2017 AS A FRESHMAN: Redshirted to retain a year of eligibility.

HIGH SCHOOL: Named top-50 senior in Virginia in 2016... All-Region as a junior... All-Conference as a sophomore and junior... Named team MVP as a sophomore and junior... Dual-sport athlete who also played baseball and ran track for Bishop Sullivan Catholic's conference and regional championship teams.

PERSONAL: Full name is Jamir Nigel Hudson... Son of Jamal and Justine Hudson... Has three brothers, Jamal, Martius and Zair, and two sisters, Zaniayah and Desiree... Majoring in media arts and design.



Julio Ayamel

6

Fr. | LB | 6-0 | 230
Gaithersburg, Va.
Good Counsel

2019 AS A FRESHMAN: Has yet to see action.

HIGH SCHOOL: Second Team All-Metro as a junior and Honorable Mention as a senior... First Team All-Washington Catholic Athletic Conference as a junior and senior... Helped Good Counsel to the WCAC semifinals both in 2017 and 2018... Honor roll student.

PERSONAL: Full name is Julio Abbas Ayamel... Son of Houssen and Thelma Ayamel... Has a sister, Mariana... Majoring in kinesiology.



Ben DiNucci

6

R-Sr. | QB | 6-3 | 210
Wexford, Pa.
Pine-Richland (Pitt)

2019 AS A REDSHIRT SENIOR: Started in all 15 games at quarterback... AFCA First Team All-American... HERO Sports Second Team All-American... CAA Offensive Player of the Year... First Team All-CAA quarterback... CFPA FCS National Performer of the Year Midseason Watch List... CAA Offensive Player of the Week (Nov.

11)... Completed 246-of-345 attempts for 3,237 yards and 27 touchdowns with five interceptions... Also rushed for 560 yards and seven touchdowns, averaging 4.9 per carry... Leads the nation with a 71.3% completion percentage... Also ranked second nationally in pass efficiency (173.0), fifth in yards per pass attempt (9.38) and 18th in the FCS and third in the CAA in passing touchdowns... Led the CAA in yards per play (8.3), third in total offensive touchdowns (34) and seventh in rushing touchdowns... Ranked second in JMU single-season history in total offense (3,797), third in both completions and passing touchdowns and fourth in passing touchdowns... Tied career high with four passing touchdowns against Morgan State (Sept. 14)... Threw for a season-high 293 yards and two touchdowns while rushing for another score against New Hampshire (Nov. 9)... Completed 84% of passes, throwing for 273 yards and two touchdowns while rushing for 66 and two scores in FCS Second Round versus Monmouth (Dec. 7)... Passed for three touchdowns and added a rushing score against Richmond (Nov. 16)... Passed for 255 yards and two touchdowns, adding 62 on the ground with a TD in FCS Semifinals against Weber State (Dec. 21)... Passed for three touchdowns in comeback win against Villanova (Oct. 12)... Threw for more than 200 yards in 10 games... Completed better than 75% of passes in eight outings, including career-high 88.9% at Rhode Island (Nov. 23)... Had at least three total touchdowns in six games... Rushed for at least 80 yards twice, including season-high 82 at Rhode Island.

2018 AS A REDSHIRT JUNIOR: Started all 13 games... Third Team All-CAA quarterback... CAA Offensive Player of the Week (Nov. 12)... Completed 211-of-309 pass attempts for 2,275 yards and 16 touchdowns, with 12 interceptions... Also rushed for 433 yards and a team-best 9 touchdowns, averaging 4.0 yards per carry... Ranked third nationally with a 68.3% completion percentage... Also ranked tied for second in the CAA in rushing touchdowns... Threw for a career-high 316 yards against Elon (Oct. 6)... Tossed a career-best four touchdowns against Rhode Island (Nov. 10)... Threw three touchdown passes against Robert Morris (Sept. 13) and at Richmond (Sept. 29)... Career-high five total touchdowns twice, adding two rushing scores in RMU win and one rushing TD vs. URI... Ran for career highs of 104 rushing yards and three rushing scores at Towson (Nov. 17)... Threw for over 200 yards in four games and rushed for over 60 yards in four outings... Completed more than 70 percent of his passes in six games, including a season-high 85.2% rate in season opener at NC State on 23-of-27 passing... CAA Football Commissioner's Academic Honor Roll... CFPA FCS National Performer of the Year Midseason Watch List.

PRIOR TO JMU: Transferred to JMU after spending three seasons at Pitt... Redshirted true freshman season before playing in 12 games over the next two... Made six starts at quarterback as a redshirt sophomore... Was 88-of-158 for 1,091 yards with five touchdowns and five interceptions as a sophomore... Also rushed for a touchdown and two-point conversion – both against Penn State... Came off bench to throw for a season-high 228 yards (13-of-25) and a touchdown against Oklahoma State... Made first career start the next week, going for 110 yards and a TD at Georgia Tech... Had season highs for both completions and attempts versus NC State, throwing 19-of-32 for 170 yards and score... Appeared in two games as a redshirt freshman, including throwing a touchdown in the Pinstripe Bowl against Northwestern.

HIGH SCHOOL: USA Today Second Team All-American... Pennsylvania Gatorade Player of the Year... Pennsylvania Sports Writers Class AAAA Player of the Year... Pennsylvania Football News Class AAAA Offensive Player of the Year... Pittsburgh Post-Gazette "Fabulous 22"... Pittsburgh Tribune-Review "Terrific 25"... Threw for 7,619 yards and 72 touchdowns during career at Pine-Richland... Became first player in PA history to throw for 4,000 yards in a season, passing for 4,269 yards and 46 touchdowns as a senior... Led Pine-Richland to 15-1 record and WPIAL Class AAAA championship and PIAA title game as a senior... Three-year starter at quarterback... ESPN rated him No. 10 overall prospect in the state and nation's No. 27 pocket-passing QB... Dual-sport athlete who also played basketball... Honor roll student.

PERSONAL: Full name is Benjamin Anthony DiNucci... Son of Jay and Heidi DiNucci... Has one brother and one sister... Majoring in communications.

2019 JMU Players

DiNucci Statistics

PASSING	G	Cmp	Att	Int	Yds	TD	Lg	Pct.	Avg/P	Avg/G
2018	13	211	309	12	2275	16	47	68.3	7.4	175.0
2019	15	246	345	5	3237	27	80	71.3	9.4	215.8
TOTAL	28	457	654	17	5512	43	80	69.9	8.4	196.9
RUSHING	GP	Att	Yds	TD	Lg	Avg./R	Avg/G			
2018	13	107	433	9	56	4.0	33.3			
2019	15	114	560	7	34	4.9	37.3			
TOTAL	28	221	993	16	56	4.5	35.5			



John Daka

7

Sr. / DL / 6-2 / 227
Upper Marlboro, Md.
Wise

2019 AS A SENIOR: Started in all 15 games at defensive end... STATS FCS Buck Buchanan Award Finalist... STATS FCS First Team All-American... Associated Press Second Team All-American... HERO Sports Second Team All-American... First Team All-CAA defensive lineman... First Team All-ECAC... STATS FCS National Defensive Player

of the Week (Oct. 14)... CAA Defensive Player of the Week (Oct. 14)... Had 59 total tackles (31 solo), to go with 26.5 tackles for loss, 16.5 sacks, four forced fumbles, one fumble recovery, three pass breakups, 12 quarterback hurries and one block... Leads country in total sacks and tackles for loss, ranking second nationally in sacks per game (1.1) and third in TFL per game (1.8)... Also ranks fifth in FCS in forced fumbles... Set the JMU single-season record for sacks... Career-highs of nine tackles and 5.0 tackles for loss to go with 2.0 sacks and a forced fumble versus Villanova (Oct. 12)... Career-best 2.5 sacks, seven total tackles and a fumble recovery against Towson (Oct. 26)... Had six stops, 3.5 TFL, 2.0 sacks, a forced fumble and a blocked kick in FCS Second Round against Monmouth (Dec. 7)... Also recorded 2.0 sacks at Elon (Sept. 28), against New Hampshire (Nov. 9) and in FCS Quarterfinals versus Northern Iowa (Dec. 13)... Recorded at least 1.0 sack in nine games... Tallied at least 2.0 TFL in eight games and 1.0 or more in 11 outings... Season-best three quarterback hurries at Elon... HERO Sports Preseason First Team All-American... Honorable Mention Preseason All-CAA.

2018 AS A JUNIOR: Played in all 13 games, making eight starts... HERO Sports FCS Second Team All-American... Phil Steele FCS Fourth Team All-American... Third Team All-CAA defensive lineman... VaSID First Team All-State... Had 47 total tackles (22 solo), to go with 17.0 tackles for loss, 10.0 sacks, two forced fumbles, a safety and nine quarterback hurries... Ranked tied for first in the CAA in sacks and tied for second in tackles for loss... Also ranked 24th in the FCS in sacks per game (0.77)... Season-high eight tackles with 1.5 TFLs and a sack at New Hampshire (Nov. 3)... Season-best two sacks at Towson (Nov. 17) and in FCS First Round against Delaware (Nov. 24)... Tallied a season-high 3.5 tackles for loss, a sack and forced a fumble at Richmond (Sept. 29)... Forced a safety in FCS First Round win... Made 1.5 sacks in FCS Second Round at Colgate (Dec. 1)... Also had six tackles with a pair of TFLs against Robert Morris (Sept. 13)... Had a TFL in 11 straight games to end the season... Accrued at least a full sack in seven outings... Made four or more tackles in six games... JMU's Defensive Lineman of the Year.

2017 AS A SOPHOMORE: Played in nine games... Had four total tackles (2 solo), to go with 1.0 tackle for loss, 1.0 sack and one pass breakup... Had two tackles and first career sack at William & Mary (Oct. 21).

2016 AS A FRESHMAN: Played in 13 games... Had 19 total tackles (10 solo), to go with 1.5 tackles for loss and one quarterback hurry... Season-high six tackles and 1.0 tackle for loss against Rhode Island (Oct. 29)... Registered five tackles, all solo, in FCS quarterfinals versus Sam Houston State (Dec. 9)... Tallied at least one tackle in nine games.

HIGH SCHOOL: Maryland Class 4A Big School First Team All-State as a senior... Parade Honorable Mention All-American as a senior... Washington Post First Team All-Met defense as a senior... DMV Elite First Team All-Maryland Team... Prince George's 4A Defensive Player of the Year as a senior... First Team All-County as a junior and senior... Helped Wise to 2015 MAA 4A state championship with perfect 14-0 record... Also helped Pumas to 2014 MPSSAA 4A playoffs as a junior... Set school record with 28 sacks as a senior... Invited to play for the state of Maryland in the 2016 Big 33 Classic...

PERSONAL: Full name is John Daka... Son of Vizzie Okpalobi...Has three brothers, Golden, Anderson and Andre, and a sister, Ariana... Majoring in sociology.

Daka Statistics

TACKLES	GP	Solo	Asst	Total	TFL	Yds	Sacks	Yds	INT	PD	FF	FR	BLK	QBH
2016	13	10	9	19	1.5-7	0-0	0	0	0	0	0	0	0	1
2017	9	2	2	4	1.0-9	1.0-9	0	1	0	0	0	0	0	0
2018	13	22	25	47	17.0-84	10.0-65	0	0	2	0	0	0	0	9
2019	15	31	28	59	26.5-146	16.5-124	0	3	4	1	1	1	1	12
TOTAL	50	65	64	129	46.0-246	27.5-198	0	4	6	1	1	1	1	22



Jawon Hamilton

7

R-Jr. / RB / 5-8 / 195
Miami, Fla.
South Dade (UCF)

2019 AS A REDSHIRT JUNIOR: Played in all 15 games, making seven starts at running back... Third Team All-CAA running back... Had 160 carries for 896 yards and five touchdowns, averaging 5.6 yards per rush... Also had 13 receptions for 122 yards and a touchdown... Returned nine kickoffs for 263 yards, averaging 29.2 per return... Ranked 30th nationally and third in the CAA in yards per carry... Also ranked eighth in the CAA in rushing yards per game (59.7)... Recorded two 100-yard rushing performances, including a career-high 150 yards and a touchdown at Rhode Island (Nov. 23)... Had a career-long 72-yard run and a 44-yard score in the URI win, averaging 16.7 per carry... Rushed for 105 yards and two touchdowns, including overtime game-winner at Stony Brook (Oct. 5)... Ran for 95 yards in FCS Second Round versus Monmouth (Dec. 7)... Rushed for 81 yards and a score at Elon (Sept. 28)... Had a 50-yard receiving touchdown and a season-long, 56-yard kickoff return against Morgan State (Sept. 14)... Also had a 47-yard return in home opener versus Saint Francis (Sept. 7)... Ran for at least 50 yards in nine games... Had at least two receptions in the three games... Had five kickoff returns of at least 30 yards.

2018 AS A REDSHIRT SOPHOMORE: Played in 12 games, serving as team's primary kick-return specialist... Third Team All-CAA kick returner... Had 15 kick returns for 417 yards and a touchdown, averaging 27.8 yards per return... Also had nine rushes for 49 yards and a touchdown, as well as one reception for six yards... Ranked second in the CAA and 11th nationally in kick-return average... Returned opening kickoff 93 yards for a touchdown at Richmond (Sept. 29)... Scored a rushing touchdown against Robert Morris (Sept. 13)... Season-long 18-yard rush against William & Mary (Sept. 22)... Had 49-yard kick return at New Hampshire (Nov. 3) and 44-yard return against RMU... Produced six kick returns over 30 yards.

PRIOR TO JMU: Transferred to JMU after spending two seasons at UCF, where he was part of the undefeated Knights team that went 13-0 and won the Peach Bowl in 2017... Played in all 13 games as a freshman and received a medical redshirt after being injured in the second game of his sophomore season... Appeared in 15 games, making 11 starts at running back... Had 139 carries for 495 yards and four touchdowns as a freshman in 2016... Rushed 12 times for 56 yards and a score as a sophomore... Also caught 17 passes for 73 receiving yards as a freshman... Season-high 81 rushing yards and a touchdown at Cincinnati in 2016... Had four games over 50 rushing yards as a freshman.

HIGH SCHOOL: No. 100 on the Orlando Sentinel 2016 Florida Top 100 List... Miami Herald All-Dade Class 8A-6A First Team... 2015 Tournament of Champions South Florida Player of the Year... Florida 8A First Team All-State... Helped lead South Dade to 2015 FHSAA Class 8A regional championship game... Rushed for 1,259 yards and 16 touchdowns on 131 carries, averaging 9.6 yards per attempt... Dual-sport athlete who also ran track.

PERSONAL: Full name is Jawon Deonte Hamilton... Son of Demetress Hamilton and Tanesha Toft... Has two brothers and two sisters... Majoring in sociology.

Hamilton Statistics

RUSHING	GP	Att	Yds	TD	Lg	Avg./R	Avg/G	
2018	12	9	49	1	18	5.4	4.1	
2019	15	160	896	5	72	5.6	59.7	
TOTAL	27	169	945	6	72	5.6	35.0	
RECEIVING	GP	Rec	Yds	TD	Lg	Rec/G	Avg/C	Avg/G
2018	12	1	6	0	6	0.1	6.0	0.5
2019	15	13	122	1	50	0.9	9.4	8.1
TOTAL	27	14	128	1	50	0.5	9.1	4.7
KICK RETURNS	G	No.	Yds	TD	Lg	Avg/R	Avg/G	
2018	12	15	417	1	93	27.8	34.8	
2019	15	9	263	0	56	29.2	17.5	
TOTAL	27	24	680	1	93	28.3	25.2	

2019 JMU Players



Wayne Davis

8

R-Jr. / LB / 5-10 / 190

Norfolk, Va.
Lake Taylor (Ohio State)

2019 AS A REDSHIRT JUNIOR: Started in all 15 games at the spur position... Had 56 total tackles (30 solo), to go with 8.0 tackles for loss, 1.5 sacks, one force fumble, two interceptions and six pass breakups... Tied career-high of eight tackles with a TFL, interception and breakup against Richmond (Nov. 16)... Made six tackles with 1.5 TFL and an interception at William & Mary (Oct. 19)... Matched career high of 2.0 tackles for loss at West Virginia (Aug. 31)... Had seven stops with a half tackle for loss against New Hampshire (Nov. 9)... Had five tackles with a forced fumble and half sack at Rhode Island (Nov. 23)... Recorded full sack at Stony Brook (Oct. 5)... Had at least 1.0 TFL in six games... Tallied four or more tackles in seven outings.

2018 AS A REDSHIRT SOPHOMORE: Started all 13 games at linebacker... Had 45 total tackles (33 solo), to go with 4.5 tackles for loss, 1.0 sack, two interceptions and six pass breakups... Career-high eight tackles at Towson (Nov. 17)... Made a career-best six solo tackles with 2.0 for loss and first career sack against Stony Brook (Oct. 27)... Had five tackles against both Rhode Island (Nov. 10) and in FCS Second Round at Colgate (Dec. 1)... Recorded first career interception with two pass breakups at Richmond (Sept. 29) and added another pick in FCS First Round against Delaware (Nov. 24)... Tallied four or more tackles in six games... Also had 1.0 TFL at Richmond and against Elon (Oct. 6).

PRIOR TO JMU: Transferred to JMU after spending two years at Ohio State... Redshirted true freshman season in 2016 and appeared in two games as a redshirt freshman in 2017... 2016 OSU Scholar-Athlete... 2017 Academic All-Big Ten Team.

HIGH SCHOOL: Virginia Gatorade Player of the Year... Associated Press Player of the Year... VHSL 4A First Team All-State defensive back as a sophomore, junior and senior and First Team wide receiver as a senior... Tidewater Player of the Year as a senior... Three-time First Team All-Region and All-Conference... Had 43 tackles and seven interceptions, five of which he returned for touchdowns, as a senior... Had 41 receptions for 731 yards and six touchdowns... Helped Lake Taylor to 2014 4A state title and a berth in the 2015 title game... Honor roll student all four years.

PERSONAL: Full name is Wayne Sidney Davis... Majoring in sociology.

Davis Statistics

TACKLES	GP	Solo	Asst	Total	TFL-Yds	Sacks-Yds	INT	PD	FF	FR	BLK	QBH
2018	13	33	12	45	4.5-21	1.0-10	2	8	0	0	0	0
2019	15	30	26	56	8.0-24	1.5-2	2	8	1	0	0	1
TOTAL	28	63	38	101	12.5-45	2.5-12	4	16	1	0	0	1



Jacob Knight

8

Fr. / QB / 6-4 / 230

Roanoke, Va.
Cave Spring

2019 AS A FRESHMAN: Has yet to see action.

HIGH SCHOOL: Four-year starter at Cave Spring... Set school record with 43 career passing touchdowns, passing for over 4,700 yards... Passed for 1,070 yards and nine touchdowns as a senior... Selected to 2018 VHSCA All-Star Game, scoring a rushing touchdown.

PERSONAL: Full name is Jacob Wilson Knight...

Son of Corey and Misty Knight... Has a sister, Allie... His father played at Ferrum... His great uncle, Emmett Hanger, played basketball at JMU in the late 1960's... Majoring in sport and recreation management.



Reggie Brown

9

R-Fr. / WR / 6-0 / 178

Lakeland, Fla.
Kathleen

2019 AS A REDSHIRT FRESHMAN: Played in five games... Made first career reception on a six-yard catch in collegiate debut against Saint Francis (Sept. 7).

2018 AS A FRESHMAN: Redshirted to retain a year of eligibility.

HIGH SCHOOL: Invited to play in the Best of Florida All-Star Game as a senior... Most Outstanding WR

Award as a junior... Earned Offensive Player of the Week honors as a junior and senior... Helped Kathleen to playoffs as a sophomore... Dual-sport athlete who also played basketball... Honor Roll student.

PERSONAL: Full name is Reginald Latroy Brown... Son of Donta and Ozepera Scurlis... Has two brothers, Tayree and Jakari, and three sisters, Taniya, Taylor and Reggieha... Majoring in sport and recreation management.

Brown Statistics

RECEIVING	GP	Rec	Yds	TD	Lg	Rec/G	Avg/C	Avg/G
2019	5	1	6	0	6	0.2	6.0	1.2



Jalen Green

10

Fr. / DL / 6-1 / 256

Baltimore, Md.
Good Counsel

2019 AS A FRESHMAN: Played in 13 games... Had 11 total tackles (four solo), to go with 2.0 tackles for loss and a half sack... Season-high four tackles against New Hampshire (Nov. 9)... Had two tackles against Morgan State (Sept. 14) and Richmond (Nov. 16)... Had 1.0 TFL at Rhode Island (Nov. 23) and a half sack at Elon (Sept. 28).

HIGH SCHOOL: Washington Post First Team All-Metro as a junior and senior... First Team All-Washington Catholic Athletic Conference as a junior and senior... DC Touchdown Club member... Good Counsel's career sacks leader, with 38.5... Set school's single-season sacks record, with 13.0 as a senior... Helped Good Counsel to WCAC semifinals in both 2017 and 2018... Dual-sport athlete who also played basketball.

PERSONAL: Full name is Jalen Green... Son of Thorn and Arianne Lemon... Has a brother, Amari, and two sisters, Ariyah and Aiyana... Majoring in sport and recreation management.

Green Statistics

TACKLES	GP	Solo	Asst	Total	TFL-Yds	Sacks-Yds	INT	PD	FF	FR	BLK	QBH
2019	13	4	7	11	2.0-6	0.5-1	0	0	0	0	0	0



Riley Stapleton

10

R-Sr. / WR / 6-5 / 230

Indiana, Pa.
Indiana

2019 AS A REDSHIRT SENIOR: Played in 12 games, making 10 starts at wide receiver... Had 55 receptions for 688 yards and eight touchdowns... Ranked eighth in the CAA in receiving touchdowns and ninth in receptions per game (4.58)... Tied career-high with nine receptions for a season-best 162 receiving yards and two touchdowns in FCS Semifinals against Weber State (Dec. 21)... Had

seven receptions for 87 yards in FCS Second Round against Monmouth (Dec. 7)... Recorded six catches for 72 yards and two scores against Richmond (Nov. 16)... Had five grabs for 44 yards and two touchdowns against Villanova (Oct. 12)... Also had touchdown receptions versus Towson (Oct. 26) and at Rhode Island (Nov. 23)... Had five catches at Chattanooga (Sept. 21) and in Villanova game... Made four or more catches in nine games and at least three in 11 outings... Tallied at least 50 receiving yards in five games... HERO Sports Preseason Third Team All-American... Division I Football Oversight Committee Student-Athlete Connection Group.

2018 AS A REDSHIRT JUNIOR: Started all 13 games... Second Team All-CAA wide receiver... FCS ADA Academic All-Star... Led team with 62 receptions for 710 yards and seven touchdowns... Ranked third in the CAA in receptions, fourth in receiving touchdowns and seventh in total receiving yards... Season-high 116 yards on eight catches at New Hampshire (Nov. 3)... Career-high nine catches for 88 yards and a touchdown in season opener at NC State (Sept. 1)... Also made eight receptions for 78 yards and a touchdown against William & Mary (Sept. 22)... Finished just shy of 100 receiving yards on two other occasions, finishing with six catches for 98 yards and a score at Richmond (Sept. 29), followed by seven receptions for 99 yards and a TD the next week against Elon (Oct. 6)... Recorded third career two-touchdown game with a pair of scores against Rhode Island (Nov. 10)... Scored a touchdown in five of the first six games... Tallied five or more receptions in seven games... Accrued over 65 receiving yards in six outings... Career-long 47-yard reception in Elon game... CAA Football Commissioner's Academic Honor Roll.

2017 AS A REDSHIRT SOPHOMORE: Played in 13 games, making eight starts at wide receiver... Had 42 receptions for 615 yards and a team-best five touchdowns... Ranked ninth in CAA in yards per catch (14.6)... Recorded two 100-yard receiving games – both in the FCS playoffs... Scored three of five touchdowns

2019 JMU Players

during the FCS playoffs... Had a career-high eight receptions for 189 yards and a touchdown in FCS quarterfinals against Weber State (Dec. 8)... His 189 yards with the second-most receiving yards in JMU single-game history, setting a JMU postseason record... Had seven receptions for 107 yards against North Dakota State (Jan. 6) in the NCAA Division I Football Championship game... Caught a then career-long 40-yard touchdown late in the fourth quarter to help JMU tie the game against Weber State... Had five catches for 70 yards and two scores in FCS semifinals against South Dakota State (Dec. 16)... Also contributed eight catches for 64 yards and first two career touchdowns versus ETSU (Sept. 9)... Also had 63 receiving yards against Maine (Sept. 23) and 62 yards in FCS Second Round versus Stony Brook (Dec. 2)... Tallied three or more catches in seven games... Had three catches of at least 30 yards... JMU Athletic Director's Scholar-Athlete (Fall 2017)... CAA Football Commissioner's Academic Honor Roll.

2016 AS A REDSHIRT FRESHMAN: Played in 11 games, primarily on special teams... Dean's List (Spring 2017)... JMU Athletic Director's Scholar-Athlete (Fall 2016, Spring 2017).

2015 AS A FRESHMAN: Redshirted to retain a year of eligibility.

HIGH SCHOOL: Pennsylvania Writers' First Team Class AAA All-State as a senior... First Team All-WesternPA Football.net Big School... WPIAL All-Greater Allegheny Conference... Had 69 receptions for 1,104 yards and 11 touchdowns as a senior to lead the Indians to a playoff berth... Helped Indiana to the playoffs as a junior after making 50 catches for 702 yards... Also played basketball, scoring more than 1,000 points after averaging 14.2 points and 6.4 rebounds as a senior and 14.0 points and 5.8 rebounds as a junior.

PERSONAL: Full name is Riley Douglas Stapleton... Has a younger brother, Dylan, who is a tight end for the Dukes... Graduated from JMU with a degree in communication studies... Pursuing master's degree in sport and recreation leadership.

Stapleton Statistics

RECEIVING	GP	Rec	Yds	TD	Lg	Rec/G	Avg/C	Avg/G
2016	11	0	0	0	0	0.0	0.0	0.0
2017	13	42	615	5	40	3.2	14.6	47.3
2018	13	62	710	7	47	4.8	11.5	54.6
2019	12	55	688	8	37	4.6	12.5	57.3
TOTAL	49	159	2013	20	47	3.2	12.7	41.1

Maginley Statistics

TACKLES	GP	Solo	Ast	Total	TFL-Yds	Sacks-Yds	INT	PD	FF	FR	BLK	QBH
2016	15	7	5	12	0-0	0-0	0	0	1	0	0	0
2017	15	12	13	25	2.0-2	0-0	0	0	1	0	1	0
2018	12	3	6	9	0-0	0-0	1	1	0	0	0	0
2019	11	6	10	16	3.0-14	0.5-8	0	0	1	0	1	0
TOTAL	53	28	34	62	5.0-16	0.5-8	1	1	3	0	2	0

INTERCEPTIONS	GP	No.	Yds	TD	Lg	Avg/R	Avg/G
2016	15	0	0	0	0	0.0	0.0
2017	15	0	0	0	0	0.0	0.0
2018	12	1	24	1	24	24.0	2.0
2019	11	0	0	0	0	0.0	0.0
TOTAL	53	1	24	1	24	24.0	0.5



Jake O'Donnell

11 R-Fr. / QB / 6-4 / 175
Tampa, Fla.
Sickles

2019 AS A REDSHIRT FRESHMAN: Has yet to see action.

2018 AS A FRESHMAN: Redshirted to retain a year of eligibility... Dean's List (Fall 2018)... CAA Football Commissioner's Academic Honor Roll.

HIGH SCHOOL: Played senior season at Sickles after playing first three years at Jesuit... Two-year member of the US National Team, competing at the 2018 World Championships in Mexico City... Competed in the Developmental Games as a junior and senior... Helped Jesuit to Florida 5A state semifinals as a junior... Dual-sport athlete who also competed for the track & field program.

PERSONAL: Full name is Jacob Anthony O'Donnell... Son of Kevin and Julie O'Donnell... Has a sister, Camden... Majoring in finance.



Bryce Maginley

11 Sr. / DL / 6-2 / 235
Charlotte, N.C.
Ardrey Kell

2019 AS A SENIOR: Played in 11 games, transitioning to defensive end prior to senior season... Had 16 total tackles (six solo), to go with 3.0 tackles for loss, a half sack, one forced fumble and a blocked kick... Had three tackles and a career-high 1.5 tackles for loss with a forced fumble and blocked kick against Richmond (Nov. 16)... Had three stops with a TFL at West Virginia (Aug. 31)...

Had a half sack at Rhode Island (Nov. 23).

2018 AS A JUNIOR: Played in 12 games, primarily on special teams... Had nine total tackles (3 solo), to go with one interception for a touchdown... Season-best three tackles against Robert Morris (Sept. 13)... Returned an interception for a touchdown against William & Mary (Sept. 22), marking second career touchdown... Transitioned from outside linebacker to inside linebacker during Spring 2018 drills.

2017 AS A SOPHOMORE: Played in all 15 games, making 12 starts at linebacker... Had 25 total tackles (12 solo), to go with 2.0 tackles for loss, one forced fumble and a blocked punt... Career-high six tackles at Elon (Nov. 18)... Also had five stops against North Dakota State (Jan. 6) in the NCAA Division I Football Championship game... Forced a fumble on the opening drive in the FCS semifinals against South Dakota State (Dec. 16)... Recorded 1.0 tackle for loss at William & Mary (Oct. 21)... Blocked a punt for a safety against Norfolk State (Sept. 16)... Tallied three or more tackles in four games... CAA Football Commissioner's Academic Honor Roll.

2016 AS A FRESHMAN: Played in all 15 games, primarily on special teams... Had 12 total tackles (7 solo), to go with one forced fumble and a punt return for a touchdown... Returned a blocked punt 20 yards for his first career touchdown in FCS quarterfinals against Sam Houston State (Dec. 9)... Season-high five tackles and a forced fumble versus Rhode Island (Oct. 29)... Had two tackles at Richmond (Nov. 5) and against SHSU.

HIGH SCHOOL: South Meck 8 Offensive Player of the Year as a junior... First Team All-South Meck 8 Conference as a junior... Helped Ardrey Kell to the second round of the North Carolina AAA playoffs as a junior and senior.

PERSONAL: Full name is Bryce Kendel Maginley... Majoring in public policy and administration.



Cole Johnson

12 R-Jr. / QB / 6-5 / 209
Virginia Beach, Va.
Cox

2019 AS A REDSHIRT JUNIOR: Played in eight games... Served as No. 2 quarterback... Completed 14-of-20 pass attempts for 118 yards and three touchdowns... Also rushed five times for 37 yards and a touchdown... Was 6-of-8 for 51 yards and a touchdown against Morgan State (Sept. 14)... Completed all four passes with a touchdown against Saint Francis (Sept. 7)... Also threw a touchdown pass in FCS Second Round against Monmouth (Dec. 7)... Had a career-long 33-yard run for a touchdown against New Hampshire (Nov. 9).

2018 AS A JUNIOR: Played in four games, retaining a year of eligibility with four-game redshirt rule... Served as No. 2 quarterback... Completed 31-of-48 pass attempts for 523 yards, with three interceptions... Also scored a rushing touchdown... Career-high 31-of-48 passing for 398 yards at New Hampshire (Nov. 3)... Also threw for 83 yards on 5-of-8 passing against Robert Morris (Sept. 13)... Dean's List (Spring 2019)... CAA Football Commissioner's Academic Honor Roll (Fall 2018, Spring 2019).

2017 AS A SOPHOMORE: Played in six games... Served as No. 2 quarterback... Completed 14-of-24 pass attempts for 141 yards and a touchdown, with one interception... Also rushed seven times for 25 yards, including a season-long 16-yard run against Norfolk State (Sept. 16)... Was 7-of-10 for 99 yards against NSU, which including a 47-yard touchdown pass... Also passed for 23 yards at William & Mary (Oct. 21) and 13 yards at Rhode Island (Nov. 4).

2016 AS A FRESHMAN: Played in four games, making one start... Served as No. 2 quarterback... CAA Rookie of the Week (Nov. 21)... Honorable Mention for STATS FCS National Rookie of the Week (Nov. 21)... Completed 17-of-28 pass attempts for 317 yards and two touchdowns, with two interceptions... Also rushed nine times for 50 yards... Was 12-of-13 for 274 yards and two touchdowns in first career start against Elon (Nov. 19)... First career touchdown pass came on 70-yard throw to Domo Taylor in first quarter of Elon game... Made collegiate debut at Villanova (Nov. 12), passing for 43 yards... Season-long 14-yard rush in FCS quarterfinals against Sam Houston State (Dec. 9)... Named JMU's Rookie of the Year... CAA Football Academic All-Conference Team.

2019 JMU Players

HIGH SCHOOL: First Team All-Conference 1 as a senior and Second Team as a junior... First Team All-757 as a senior and All-Junior Team as a junior... Led the Falcons to the second round of the VHSL 6A playoffs as a junior and senior... Cox's all-time leader in total touchdowns, passing touchdowns and passing yards... Dual-sport athlete who also played basketball... Named all-conference and team MVP while captaining Cox's basketball team for two years... Named to Principal's List all four years of high school.

PERSONAL: Full name is Cameron Colter Johnson... Son of Andy and Melissa Johnson... Has a brother, Critt, and a sister, Gracie... Majoring in management.

Johnson Statistics

PASSING	G	Cmp	Att	Int	Yds	TD	Lg	Pct.	Avg/P	Avg/G
2016	4	17	28	2	317	2	70	60.7	11.3	79.3
2017	6	14	23	1	141	1	47	60.9	6.1	23.5
2018	4	41	63	3	523	0	35	65.1	8.3	130.8
2019	8	14	20	0	118	3	23	70.0	5.9	14.8
TOTAL	22	86	134	6	1099	6	70	64.2	8.2	50.0

RUSHING	GP	Att	Yds	TD	Lg	Avg/R	Avg/G
2016	4	9	50	0	14	5.6	12.5
2017	6	7	25	0	16	3.6	4.2
2018	4	12	1	1	12	0.1	0.3
2019	8	5	37	1	33	7.4	4.6
TOTAL	22	33	113	2	33	3.4	5.1



Patrick Bentley

14 R-So. / QB / 6-2 / 223
Gainesville, Va.
Patriot (Alderson Broadus)

2019 AS A REDSHIRT SOPHOMORE: Played in one game... Served as scout-team quarterback... Made JMU debut against Richmond (Nov. 16).

2018 AS A SOPHOMORE: Redshirted due to NCAA transfer rules... Doug West Scout Team Offensive MVP... CAA Football Commissioner's Academic Honor Roll.

PRIOR TO JMU: Transferred to JMU after spending one season at Division II Alderson-Broadus... Started three games at quarterback, going 33-of-68 for 572 yards and three touchdowns... Was 17-of-28 for 344 yards and two touchdowns in collegiate debut against Hillsdale... Also threw for 167 yards and a score at Kentucky Wesleyan and had 61 yards at Findlay... Had 28 rushes for 95 yards and a touchdown... Rushed for 59 yards at Findlay and added 31 yards and a TD at Kentucky Wesleyan.

HIGH SCHOOL: Two-year starter at Patriot... Cedar Run Offensive Player of the Year as a senior... First Team All-Conference as a senior and Second Team as a junior... Helped Patriot to VHSL 6A playoffs as a senior... Invited to the 2016 U.S. Army All-America Combine in San Antonio, Texas... Dual-sport athlete who also played basketball.

PERSONAL: Full name is Patrick Michael Bentley... Son of Michael and Patricia Bentley... Has one brother and two sisters... His father played basketball at UNC Pembroke... Both parents are retired from the Military... Majoring in management.



Jamari Currence

14 R-Fr. / CB / 5-10 / 160
Rock Hill, S.C.
South Pointe

2019 AS A REDSHIRT FRESHMAN: Played in seven games... Had two tackles (one solo), to go with 1.0 tackle for loss... Had first career tackle against Morgan State (Sept. 14)... Made a full tackle for loss for an eight-yard loss on final play at William & Mary (Oct. 19).

2018 AS A FRESHMAN: Redshirted to retain a year of eligibility... CAA Football Commissioner's

Academic Honor Roll.

HIGH SCHOOL: 4A All-Region as a senior... All-Area as a junior and senior... Led South Pointe to four state championships... Had seven interceptions as a junior... Principal Scholar all four years, holding 4.0 GPA or higher... Graduated early, enrolling at JMU in January 2018.

Currence Statistics

TACKLES	GP	Solo	Asst	Total	TFL-Yds	Sacks-Yds	INT	PD	FF	FR	BLK	QBH
2019	7	1	1	2	1.0-8	0-0	0	0	0	0	0	0



Gage Moloney

15

R-So. / QB / 6-2 / 220
Rock Hill, S.C.
Northwestern

2019 AS A REDSHIRT SOPHOMORE: Played in four games... Completed 1-of-2 pass attempts for seven yards and a touchdown... Also has two rushes for 14 yards... Had a seven-yard touchdown pass against Morgan State (Sept. 14)... Produced two seven-yard carries.

2018 AS A REDSHIRT FRESHMAN: Played in three games... Completed 4-of-6 pass attempts for 109 yards and a touchdown... Was 3-of-3 for 95 yards and a score at Richmond (Sept. 29), which included a 71-yard touchdown pass. Completed first career attempt on 14-yard pass against Robert Morris (Sept. 13)... Dean's List (Spring 2019)... CAA Football Commissioner's Academic Honor Roll.

2017 AS A FRESHMAN: Redshirted to retain a year of eligibility... Dean's List (Fall 2017).

HIGH SCHOOL: 2016 South Carolina Mr. Football award winner... Charlotte Observer First Team All-Observer selection as a junior... Combined to throw for over 6,700 yards and 71 touchdowns in his career... Passed for 2,740 yards and 24 touchdowns as a senior... Led Northwestern to Class 4A Division II state championship in 2015... Produced six total touchdowns in state title game... Also led Trojans to playoff appearance in 2016.

PERSONAL: Full name is Gage Michael Moloney... Son of Krista Moloney... Majoring in biology.

Moloney Statistics

PASSING	G	Cmp	Att	Int	Yds	TD	Lg	Pct.	Avg/P	Avg/G
2018	3	4	6	0	109	1	71	66.7	18.2	36.3
2019	4	1	2	0	7	1	7	50.0	3.5	1.8
TOTAL	7	5	8	0	116	2	71	62.5	14.5	16.6



Que Reid

16

R-Fr. / S / 5-11 / 195
Concord, N.C.
Jay M. Robinson

2019 AS A REDSHIRT FRESHMAN: Played in all 15 games... Had 20 total tackles (11 solo), to go with 3.0 tackles for loss, one forced fumble, one interception and two pass breakups... Produced a season-high five tackles, a tackle for loss and an interception against Morgan State (Sept. 14)... Had four tackles against New Hampshire (Nov. 9)... Had

a TFL at both Chattanooga (Sept. 21) and at Elon (Sept. 28)... Tallied two or more tackles in five games.

2018 AS A FRESHMAN: Redshirted to retain a year of eligibility.

HIGH SCHOOL: South Piedmont Conference Defensive Player of the Year as a senior... Unanimous pick for the Independent Tribune Defensive Player of the Year as a senior... All-Conference as a senior... Team's Defensive Player of the Year as a senior... Helped Robinson to 12-3 record as a senior, advancing to the 3A state semifinals... Advanced to second round of 3AA playoffs as a sophomore and junior... Conference champion as a senior... Recorded 108 tackles, 6.0 tackles for loss, three forced fumbles, two fumble recoveries, seven interceptions and nine pass breakups as a senior... Despite injury as a junior, rushed for 341 yards and five touchdowns, to go with 94 receiving yards and two scores... Ran for over 1,000 yards as a sophomore... Honor roll student.

PERSONAL: Full name is Enquiren "Que" Lamont Reid... Son of Lamont Reid and Torie Chapmon... His father played football at NC State... Majoring in management.

Reid Statistics

TACKLES	GP	Solo	Asst	Total	TFL-Yds	Sacks-Yds	INT	PD	FF	FR	BLK	QBH
2019	15	11	9	20	3.0-4	0-0	1	3	1	0	0	0

2019 JMU Players



Kris Thornton

16

Jr. / WR / 5-8 / 170
Manassas, Va.
Osbourn (VMI)

2019 AS A JUNIOR: Redshirted due to NCAA transfer rules.

PRIOR TO JMU: Transferred to JMU after spending two seasons at VMI (2017-18)... HERO Sports Honorable Mention Sophomore All-American in 2018... Second Team All-SoCon selection as a

sophomore and All-Freshman Team as a rookie ... Set VMI single-season record with 87 receptions in 2018... Tallied 1,003 receiving yards and four touchdowns, averaging 91.2 yards per game... Ranked fourth nationally with 7.9 receptions per game in 2018... Career-high 155 receiving yards on 11 catches against Mercer in 2018... In 2017, became first VMI freshman in over two decades to lead team in receiving, making 33 catches for 340 yards and two touchdowns... Career-best 12 catches for 108 yards and two scores against Wofford in 2017.

HIGH SCHOOL: Tallied 31 career touchdowns as a four-year starter at Osbourn... Caught 94 passes for 1,601 yards and 16 touchdowns as a senior, averaging 17.0 yards per catch and 160 yards per game... Had a long catch of 89 yards in 2016... Also had 12 rushing touchdowns as a junior and three kick return touchdowns his last two seasons... Recorded nearly 3,200 all-purpose yards between junior and senior seasons, including 2,053 as a senior... Principal's Honor Roll student.

PERSONAL: Full name is Kristopher Evan Thornton... Son of Keith and Juana Thornton... Has two brothers, Corey and Caden... His father was a four-year letter winner at JMU, playing wide receiver from 1987-90... Majoring in psychology.



Kyndel Dean

17

R-So. / WR / 6-2 / 180
Winston-Salem, N.C.
Parkland

2019 AS A REDSHIRT SOPHOMORE: Played in 14 games, making five starts at wide receiver... Had 20 receptions for 263 yards and a touchdown... Season-high four receptions for 63 yards at West Virginia (Aug. 31)... Had three catches for 47 yards and a score at William & Mary (Oct. 19)... Also had three grabs

against Morgan State (Sept. 14)... Made two or more catches in seven games.

2018 AS A REDSHIRT FRESHMAN: Started all 13 games... HERO Sports Freshman All-American... VaSID Offensive Rookie of the Year... CAA Rookie of the Week (Oct. 1)... Had 47 receptions for 614 yards and five touchdowns... Ranked eighth in the CAA in receptions... Career-high six catches for 96 yards against Elon (Oct. 6)... Also had six receptions for 77 yards at New Hampshire (Nov. 3)... Made five catches for 82 yards and two touchdowns at Richmond (Sept. 29)... Also made five grabs for 86 yards and a score against Rhode Island (Nov. 10) and added five catches for 64 yards in FCS First Round against Delaware (Nov. 24)... Career-long 40-yard catch at Towson (Nov. 17)... Made three or more catches in nine straight games to end the season and had two or more receptions in 12 of 13 games... Tallied over 50 receiving yards in six games... JMU's Rookie of the Year.

2017 AS A FRESHMAN: Redshirted to retain a year of eligibility.

HIGH SCHOOL: Helped Parkland to NCHSAA 4A playoffs in 2016... Dual-sport athlete who also starred in basketball and track... Central Piedmont Conference Sprinter of the Year as a junior... Part of the International Baccalaureate program at Parkland... Honor roll student.

PERSONAL: Full name is Kyndel Deon Montgomery Dean... Majoring in kinesiology.

Dean Statistics

RECEIVING	GP	Rec	Yds	TD	Lg	Rec/G	Avg/C	Avg/G
2018	13	47	614	5	40	3.6	13.1	47.2
2019	14	20	263	1	37	1.4	13.2	18.8
TOTAL	27	67	877	6	40	2.5	13.1	32.5



Chase Lundy

17

Fr. / DB / 5-8 / 160
Woodbridge, Va.
Colgan

2019 AS A FRESHMAN: Joined program after a walk-on tryout... Has yet to see action.

HIGH SCHOOL: Second Team All-Region as a junior and senior... First Team All-Cardinal Conference as a junior and senior... Graduated from Colgan summa cum laude.

PERSONAL: Full name is Chase Cameron Lundy... Son of Gregory Lundy and Christa Birdline... Has a brother, Chance... Majoring in computer science.



John Finney

18

Fr. / WR / 6-0 / 200
Vienna, Va.
James Madison

2019 AS A FRESHMAN: Has yet to see action.

HIGH SCHOOL: VHSL 6A Honorable Mention All-State as a junior and senior... 6A All-Region as a sophomore, junior and senior... All-Conference selection as a sophomore, junior and senior... Helped James Madison High School to 6A playoffs each year, including berth in region title games his sophomore and senior seasons... Dual-sport athlete, who was a state finalist for the track & field team.

PERSONAL: Full name is John Fitzgerald Finney Jr... Son of John Sr. and Stephanie Finney... Has a brother, Darius, and three sisters, Nicole, Jasmine and Jonee... Majoring in computer information systems.



Tabb Patrick

18

Sr. / LB / 6-7 / 214
Mechanicsville, Va.
Hanover

2019 AS A SENIOR: Played in 12 games... Had seven total tackles (four solo), to go with 1.0 tackle for loss... Had two tackles and a TFL at Rhode Island (Nov. 23)... Also had two stops against Morgan State (Sept. 14).

2018 AS A REDSHIRT SOPHOMORE: Played in all 13 games, primarily on special teams... Had seven total tackles (2 solo)... Career-high four tackles against Robert Morris (Sept. 13)... Also had two stops at Richmond (Sept. 29)... Dean's List (Fall 2018, Spring 2019)... CAA Football Commissioner's Academic Honor Roll.

2017 AS A REDSHIRT FRESHMAN: Played in seven games, primarily on special teams... Made two solo tackles... Recorded first career tackle at ECU (Sept. 2)... Also had a solo stop against Norfolk State (Sept. 16)... CAA Football Commissioner's Academic Honor Roll.

2016 AS A FRESHMAN: Redshirted to retain a year of eligibility.

HIGH SCHOOL: VHSL 4A First Team All-State utility as a junior... First Team All-North Region utility as a junior and Second Team linebacker as a senior... First Team All-Conference 20 linebacker as a senior, Second Team as a junior and Honorable Mention as a sophomore... First Team All-Conference utility as a junior... Helped Hanover to regional championships as a freshman and senior... Dual-sport athlete who also played baseball. Part of the Hawks' 2016 4A state, region and conference championship baseball team... Honor roll student all four years... National Honor Society and Beta Club member.

PERSONAL: Full name is Tabb David Patrick... Son of David Patrick and Phyllis Carpenter... Has two brothers, Mac and Griffin, and two sisters, Madison and Chelsea... His brother, Mac, also plays football at JMU... Majoring in political science.

Patrick Statistics

TACKLES	GP	Solo	Ast	Total	TFL-Yds	Sacks-Yds	INT	PD	FF	FR	BLK	QBH
2017	7	2	0	2	0-0	0-0	0	0	0	0	0	0
2018	13	2	5	7	0-0	0-0	0	0	0	1	0	0
2019	12	4	3	7	1.0-4	0-0	0	0	0	0	0	0
TOTAL	32	8	8	16	1.0-4	0-0	0	0	0	1	0	0

2019 JMU Players



Devin Ravenel

19

So. / WR / 6-0 / 162
Stafford, Va.
North Stafford

2019 AS A SOPHOMORE: Played in all 15 games... Had 11 receptions for 139 yards and one touchdown... Had a career-high three receptions for 40 yards and a touchdown against Morgan State (Sept. 14) while returning an onside-kick attempt 43 yards for a touchdown... Also had three catches for 40 yards with a career-long, 30-yard reception at

Elon (Sept. 28)... Made two catches at Chattanooga (Sept. 21).

2018 AS A FRESHMAN: Played in nine games, primarily on special teams... Had one reception for 26 yards against Robert Morris (Sept. 13).

HIGH SCHOOL: VHSL 5A Second Team All-Region as a senior... First Team All-Commonwealth District Conference as a senior... All-Area as a senior... Helped North Stafford to 9-4 record in 2017 with a berth in 5A state semifinals... Dual-sport athlete who also played basketball and track & field... Finished third in the 4x100 at the state track meet.

PERSONAL: Full name is Devin Michael Ravenel... Son of Harry and Ana Ravenel... Has two brothers, Brandon and Eddie... His father played football at West Virginia State... His brother, Brandon, was a First Team All-CAA receiver for JMU (2013-16) who was part of JMU's 2016 national championship team... His cousin, Evan Ravenel, played basketball at Ohio State... Another cousin, Justin Ravenel, currently plays basketball at Florida A&M... Majoring in sport and recreation management.

Ravenel Statistics

RECEIVING	GP	Rec	Yds	TD	Lg	Rec/G	Avg/C	Avg/G
2018	9	1	26	0	26	0.1	26.0	2.9
2019	15	11	139	1	30	0.7	12.6	9.3
TOTAL	24	12	165	1	30	0.5	13.8	6.9



Diamonte Tucker-Dorsey

20

R-So. / LB / 5-10 / 213
Norfolk, Va.
Lake Taylor

2019 AS A REDSHIRT SOPHOMORE: Played in all 15 games... Had 32 total tackles (10 solo), to go with 3.0 tackles for loss, 1.0 sack and a quarterback hurry... Recorded a career-high five tackles against Morgan State (Sept. 14), versus New Hampshire (Nov. 9) and in FCS Semifinals against Weber State (Dec. 21)... Had four tackles and a TFL at

Rhode Island (Nov. 23)... Had a career-best 1.5 tackle for loss and half sack at William & Mary (Oct. 19)... Also had a half sack at Stony Brook (Oct. 5).

2018 AS A REDSHIRT FRESHMAN: Played in 12 games, primarily on special teams... Had six total tackles (five solo), to go with a half tackle for loss... Season-high four tackles and a half TFL against Robert Morris (Sept. 13).

2017 AS A FRESHMAN: Redshirted to retain a year of eligibility.

HIGH SCHOOL: VHSL 4A First Team All-State linebacker as a senior and Second Team as a junior... 4A First Team All-Region as a junior and senior... Conference 17 Player of the Year and Defensive Player of the Year as a senior... First Team All-Conference 17 as a junior and senior... First Team All-757 as a senior... First Team All-Tidewater... Finalist for Tidewater Player of the Year... Helped Lake Taylor to VHSL 4A state title game in 2015 and quarterfinals in 2016... Finished senior season with 122 tackles, 7.0 sacks, two interceptions while scoring 14 touchdowns on offense.

PERSONAL: Full name is Diamonte R. Tucker-Dorsey... Son of Tonya Tucker... Has four brothers, Tyrique, Terion, Quinsean and Dre', and two sisters, Destini and Gabby... Majoring in justice studies.

Tucker-Dorsey Statistics

TACKLES	GP	Solo	Asst	Total	TFL-Yds	Sacks-Yds	INT	PD	FF	FR	BLK	QBH
2018	12	5	1	6	0.5-2	0-0	0	0	0	0	0	0
2019	15	10	22	32	3.0-10	1.0-3	0	0	0	0	0	1
TOTAL	27	15	23	38	3.5-12	1.0-3	0	0	0	0	0	1



Latrele Palmer

21

Fr. / RB / 5-11 / 228
Boys, Md.
Good Counsel

2019 AS A FRESHMAN: Played in eight games... Had 52 carries for 356 yards and four touchdowns... Produced first career 100-yard game against Villanova (Oct. 12), rushing for 103 yards and a touchdown on just eight carries (12.9 avg.)... That included a season-long, 69-yard touchdown in the fourth quarter... Had 78 rushing yards and two touchdowns at Elon (Sept. 28)... Ran for 58 yards against Morehead State (Sept. 14)... Also had 53 yards in FCS Semifinals against Weber State (Dec. 21)... Scored a rushing touchdown at William & Mary (Oct. 19).

HIGH SCHOOL: First Team All-Washington Catholic Athletic Conference as a junior and senior... Good Counsel's Offensive MVP both as a junior and senior... Rushed for over 1,000 yards and 15 touchdowns as a senior... Helped Good Counsel to WCAC semifinals in both 2017 and 2018... Three-year varsity letter winner... Dual-sport athletic who also threw the shot put, finishing third at the WCAC meet.

PERSONAL: Full name is Latrele Larnell Palmer... Son of Dwight and Delicia Hill... Has two siblings, Keshawn and Asia.

Palmer Statistics

RUSHING	GP	Att	Yds	TD	Lg	Avg./R	Avg/G
2019	8	52	356	4	69	6.8	44.5



Adam Smith

21

Sr. / S / 6-0 / 190
Charlotte, N.C.
Hough

2019 AS A SENIOR: Started in all 15 games at safety... Associated Press Third Team All-American... STATS FCS Third Team All-American... HERO Sports Third Team All-American... First Team All-CAA safety... First Team All-ECAC... Had 63 total tackles (42 solo), to go with 1.0 tackle for loss, one fumble recovery, a team-high six interceptions and 10 pass breakups... Ranked fourth nationally and second in the CAA in interceptions while also ranking tied for seventh in JMU single-season history... Ranked seventh in the CAA in passes defended per game (1.07), leading the CAA with 16 total passes defended... Recorded five of six interceptions during conference play, including a string of four straight games... Season-high nine tackles with an interception against Villanova (Oct. 12)... Made five stops with an interception at Rhode Island (Nov. 23)... Also had interceptions versus Morgan State (Sept. 14), at William & Mary (Oct. 19) and against New Hampshire (Nov. 9)... Had a tackle for loss and a pick against Towson (Oct. 26)... Recorded five tackles, a fumble recovery and two breakups against Richmond (Nov. 16)... Had three games with two pass breakups... Had seven tackles at both Elon (Sept. 28) and at Stony Brook (Oct. 5)... Recorded at least four tackles in nine games... Preseason All-CAA.

2018 AS A JUNIOR: Started all 13 games... First Team All-CAA safety... VaSID First Team All-State... Second Team ECAC All-Star... Had 68 total tackles (43 solo), to go with 1.0 tackle for loss, 1.0 sack, three interceptions and four pass breakups... Team's second-leading tackler... Ranked tied for eighth in the CAA in interceptions... Career-high 10 tackles in season opener at NC State (Sept. 1)... Had nine tackles at Villanova (Oct. 13) and in FCS Second Round at Colgate (Dec. 1)... Made eight stops at Towson (Nov. 17) and added seven at Richmond (Sept. 29)... Recorded first career interception against Robert Morris (Sept. 13)... Also had picks at Richmond and against Stony Brook (Oct. 27)... Career-best two pass breakups against Elon (Oct. 6)... First career sack at Colgate... Casey Carter Academic Achievement Award recipient.

2017 AS A SOPHOMORE: Played in 14 games, primarily on special teams... Had five total tackles (2 solo)... Had two tackles at Delaware (Sept. 30) while tallying one tackle in three separate games.

2016 AS A FRESHMAN: Played in all 15 games, primarily on special teams... Had 10 total tackles (4 solo), to go with one blocked punt... Blocked a punt, which was returned for a touchdown by Bryce Maginley, in the FCS quarterfinals against Sam Houston State (Dec. 9)... Had a season-high two tackles in three games, which included two solo stops versus Elon (Nov. 19)... CAA Football Academic All-Conference Team.

2019 JMU Players

HIGH SCHOOL: First Team All-Mecka 4A Conference as a senior... Led Huskies in interceptions as a senior... Helped Hough to quarterfinals of North Carolina 4AA playoffs as a junior and senior... Part of Hough's 2015 Meckla 4A Conference championship team which went 11-2... Dual-sport athlete who also ran track, setting school record in 200-meter dash.

PERSONAL: Full name is Adam Mitchell Smith... Son of Sidney and Gretchen Smith... Has a brother, Joshua, and sister, Lauren... Majoring in engineering.

Smith Statistics

TACKLES	GP	Solo	Asst	Total	TFL-Yds	Sacks-Yds	INT	PD	FF	FR	BLK	QBH
2016	15	4	6	10	0-0	0-0	0	0	0	0	1	0
2017	14	2	3	5	0-0	0-0	0	0	0	0	0	0
2018	13	43	25	68	1.0-6	1.0-6	3	7	0	0	0	0
2019	15	42	21	63	1.0-1	0-0	6	16	0	1	0	0
TOTAL	57	91	55	146	2.0-7	1.0-6	9	23	0	1	1	0



Eric Kirlew

22

R-Jr. / RB / 5-10 / 193
Reston, Va.
South Lakes

2019 AS A REDSHIRT JUNIOR: Played in 13 games, primarily on special teams... Had 37 carries for 217 yards and two touchdowns... Rushed for a career-high 58 yards with a long of 25 in FCS Second Round against Monmouth (Dec. 7)... Rushed for 51 yards at Rhode Island (Nov. 23), producing a career-long, 52-yard touchdown run... Ran for 49 yards and a touchdown against

Richmond (Nov. 16)... Also had one reception for nine yards for his first career receiving touchdown against Morgan State (Sept. 14).

2018 AS A REDSHIRT SOPHOMORE: Played in one game... Had five carries for 41 yards and first career touchdown against Robert Morris (Sept. 13)... Season-long 19-yard rush in RMU game.

2017 AS A REDSHIRT FRESHMAN: Played in one game, making collegiate debut at William & Mary (Oct. 21)... Had three carries for 10 yards, including a long rush of four yards... CAA Football Commissioner's Academic Honor Roll.

2016 AS A FRESHMAN: Redshirted to retain a year of eligibility.

HIGH SCHOOL: Second Team All-Region as a senior... First Team All-Liberty Conference as a senior and Second Team as a junior... Helped Seahawks to 9-3 record and a berth in the second round of the 2015 VHSL 6A playoffs... Dual-sport athlete who competed in track & field... Named All-State for triple jump and long jump... Honor roll student.

Personal: Full name is Eric Nathaniel Kirlew... Son of Leon Kirlew and Vita Rusotto... Has a brother Gerard... Majoring in health sciences.

Kirlew Statistics

RUSHING	GP	Att	Yds	TD	Lg	Avg/R	Avg/G
2017	1	3	10	0	4	3.3	10.0
2018	1	5	41	1	19	8.2	41.0
2019	13	37	217	2	52	5.9	16.7
TOTAL	15	45	268	3	52	6.0	17.9



Jordan White

22

Fr. / S / 5-11 / 180
West Orange, N.J.
West Orange

2019 AS A FRESHMAN: Has yet to see action.

HIGH SCHOOL: First Team All-County as a senior and Second Team as a junior... First Team All-New Jersey Super Football Conference as a junior and senior... All-Group as a senior... Led West Orange in touchdowns both as a junior and senior... Combined for 143 tackles as a junior and senior

with six interceptions... Won 2018 state sectionals on the track team's 4x100 relay.

PERSONAL: Full name is Jordan Walter White... Son of Marqus Sr. and Sandra White... Has a brother, Marqus Jr.



Charles Tutt

23

R-Sr. / CB / 5-10 / 186
Clifton, Va.
Centreville

2019 AS A REDSHIRT SENIOR: Played in 13 games, making three starts at cornerback... Had 10 total tackles (nine solo), to go with an interception... Had a 79-yard pick-six in FCS Second Round against Monmouth (Dec. 7)... Had two tackles against Towson (Oct. 26) and Richmond (Nov. 16).

2018 AS A REDSHIRT JUNIOR: Played in 10 games, making four starts... Had nine tackles (4 solo), to go with one interception and five pass breakups... Recorded first career interception and a career-high three pass breakups in FCS First Round against Delaware (Nov. 24)... Tallied three tackles against Rhode Island (Nov. 10) and in FCS Second Round at Colgate (Dec. 1)... Iron Dukes Award recipient.

2017 AS A JUNIOR: Missed entire season due to a preseason knee injury... Redshirted to retain a year of eligibility.

2016 AS A SOPHOMORE: Played in all 15 games, making one start... Had 32 total tackles (21 solo), to go with four pass breakups, three fumble recoveries and one forced fumble... Also returned two kickoffs for 46 yards, including a long of 28... Ranked third nationally and tied for first in the CAA in fumble recoveries... Career-high six tackles against Central Connecticut (Sept. 10)... Had four tackles versus Morehead State (Sept. 3) and in the FCS quarterfinals against Sam Houston State (Dec. 9)... Produced three tackles at Maine (Sept. 24) and in the NCAA Division I National Championship game versus Youngstown State (Jan. 7)... Tallied one forced fumble and one fumble recovery at North Carolina (Sept. 17)... Also recovered a fumble for a six-yard touchdown at New Hampshire (Oct. 15) and recovered another loose ball versus SHSU... Tallied at least one tackle in 12 of 15 outings.

2015 AS A FRESHMAN: Played in eight games before missing the final four due to injury... Recognized on Watch List for CFPA FCS Kick Returner of the Year Award... CAA Special Teams Player of the Week (Oct. 12)... Had 16 total tackles (10 solo), to go with three pass breakups, one blocked kick and a kickoff return for a touchdown... Scored first career touchdown on a 92-yard kickoff return at Towson (Oct. 10)... Blocked a punt in home win against Stony Brook (Oct. 3)... Season-high five tackles versus Richmond (Oct. 24)... Had four tackles (all solo) and two pass breakups at Elon (Oct. 17)... Recorded at least one tackle in seven games... Accrued 153 kick return yards on three attempts at Towson... Had a 40-yard kickoff return against Richmond.

HIGH SCHOOL: Rated as a 2-star recruit by Rivals.com and ESPN and ranked in the state's top 100 recruits by the Roanoke Times... VHSL First Team Group 6A All-State as a junior and senior... VirginiaPreps.com All-State as a senior... VHSL All- North Region as a junior... First Team CentrevilleIndependent.com All-Conference as a senior... Washington Post Second Team All-Met as a junior and senior... VirginiaPreps.com All-Northern Region and All-Concorde District pick as a sophomore... Had 29 receptions for 650 yards and eight touchdowns as a senior and 36 catches for 861 yards and 13 scores, as well as four interceptions as a junior... Helped Centreville to a 12-3 record, a No. 4 ranking in the state and a berth in the 2014 state championship game... Had four catches for 101 yards and two touchdowns, along with four tackles in the state title game his senior year... Also helped CHS win the 2013 state title.

PERSONAL: Graduated from JMU with a degree in sport and recreation management.

Tutt Statistics

TACKLES	GP	Solo	Asst	Total	TFL-Yds	Sacks-Yds	INT	PD	FF	FR	BLK	QBH
2015	8	10	6	16	0-0	0-0	0	3	0	0	1	0
2016	15	21	11	32	0-0	0-0	0	4	1	3	0	0
2018	10	4	5	9	0-0	0-0	1	6	0	0	0	0
2019	13	9	1	10	0-0	0-0	1	1	0	0	0	0
TOTAL	46	44	23	67	0-0	0-0	2	14	1	3	1	0

2019 JMU Players



D'Angelo Amos

24

R-Jr. / S / 6-1 / 184
Richmond, Va.
Meadowbrook

2019 AS A REDSHIRT JUNIOR: Played in all 15 games, making 14 starts at safety and punt returner... AFCA First Team All-American... HERO Sports Second Team All-American... First Team All-CAA safety and punt returner... CAA Special Teams Player of the Week (Oct. 21)... Had 30 punt returns for 387 yards and a touchdown, averaging 12.9 yards per attempt... Defensively, had 51 total

tackles (35 solo), to go with 4.5 tackles for loss, 1.0 sack, one forced fumble, one fumble recovery, two interceptions, three pass breakups and three blocked kicks... Ranked second nationally and in the CAA in blocked kicks while also ranking eighth in the FCS and first in the league in punt-return average... One of two players in the CAA with a punt return TD in 2019... Had an 85-yard punt return for a touchdown at Rhode Island (Nov. 23)... Averaged 25.0 yards on five punt returns at William & Mary (Oct. 19), which included a 49-yard return... Had six games with at least one 20-yard punt return... Had a season-high seven tackles, one TFL and two blocked kicks against Morgan State (Sept. 14)... Had a full sack at West Virginia (Aug. 31)... Recorded interceptions at Chattanooga (Sept. 21) and at William & Mary (Oct. 19)... Had a forced fumble and fumble recovery in FCS Quarterfinals against Northern Iowa (Dec. 13)... Had a full TFL in four games... Tallied at least five tackles in four games and three or more in 11 outings... STATS FCS Preseason First Team All-American... HERO Sports Preseason First Team All-American... Athlon Sports Preseason All-American... Preseason All-CAA.

2018 AS A REDSHIRT SOPHOMORE: Started all 13 games, serving both starting roles at safety and punt returner... Phil Steele FCS Special Teams Player of the Year... FCS ADA First Team All-American... STATS FCS First Team All-American... HERO Sports FCS First Team All-American... Associated Press Second Team All-American... HERO Sports First Team Sophomore All-American... Phil Steele FCS First Team All-American... Athlon Sports FCS Postseason All-America Team... First Team All-CAA punt returner... Touchdown Club of Richmond Division I Specialist of the Year... VaSID First Team All-State... STATS FCS National Defensive Player of the Week (Oct. 15)... Two-time CAA Special Teams Player of the Week (Sept. 10, Oct. 15)... Had 25 punt returns for 549 yards and three touchdowns, averaging 22.0 yards per attempt... Defensively, had 64 total tackles (32 solo), to go with 1.5 tackles for loss, a half sack, six pass breakups and two fumble recoveries... Led country in punt return touchdowns and punt return average... Tied program records with two punt returns for a touchdown, longest punt return (89) and total punt return yards (183) at Villanova (Oct. 13)... Also had a 76-yard punt return for a score at Norfolk State (Sept. 8)... Additionally recorded a 37-yard punt return in FCS First Round vs. Delaware (Nov. 24) and a 42-yard return in FCS Second Round at Colgate (Dec. 1)... Career-high nine tackles and a TFL against Elon (Oct. 6)... Also had eight stops against Robert Morris (Sept. 13) and seven tackles at NC State (Sept. 1) and at Colgate... Tallied five or more tackles in eight games... Two pass breakups at Richmond (Sept. 29) and recovered two fumbles against William & Mary (Sept. 22)... HERO Sports Third Team Preseason All-American... Challenge McMillin Special Teams Award recipient... CAA Football Commissioner's Academic Honor Roll.

2017 AS A REDSHIRT FRESHMAN: Played in all 15 games, primarily on special teams... Was team's primary punt returner for FCS Playoffs... CAA Special Teams Player of the Week (Nov. 20)... Had 18 punt returns for 284 yards and a touchdown... Averaged 15.8 yards per return... Also had 14 total tackles (9 solo), to go with one block... Ranked second nationally and led the CAA in punt-return average... Blocked a punt and returned it for a touchdown at Elon (Nov. 18)... Season-long 49-yard punt return in FCS Second Round against Stony Brook (Dec. 2)... Had four returns for 87 yards against North Dakota State (Jan. 6) in NCAA Division I Football Championship... Produced returns of 37 and 33 yards in title game... Had punt returns of 25 and 27 yards against Norfolk State (Sept. 16)... Also had a 24-yard punt return in FCS Quarterfinals versus Weber State (Dec. 8)... Had a season-best two tackles in four games, which included two solo stops in two of them... CAA Football Commissioner's Academic Honor Roll.

2016 AS A FRESHMAN: Redshirted to retain a year of eligibility... Named Doug West Special Teams Scout Team MVP.

PRIOR TO JMU: Played one season at West Point Prep, retaining all years of eligibility... Made four interceptions during 2015 season.

HIGH SCHOOL: All-Central Region utility player as a senior... Earned three varsity letters... Tri-sport athlete who also ran track and played basketball... All-State in 4x100 relay and All-Region long jumper... Captained Meadowbrook's basketball team... Distinguished honor roll all four years... National Honor Society member... Richmond's Student-Athlete of the Year... Earned math and health academic cords and recipient of the Marine Athlete Award.

PERSONAL: Full name is D'Angelo Ramero Amos... Son of Rena Amos... Has four brothers and five sisters, including his twin sister, D'Asia... His brother, DaShaun, was a defensive back for East Carolina (2012-16)... Majoring in sport and recreation management.

Amos Statistics

TACKLES	GP	Solo	Asst	Total	TFL-Yds	Sacks-Yds	INT	PD	FF	FR	BLK	QBH
2017	15	9	5	14	0-0	0-0	0	0	0	0	1	0
2018	13	32	32	64	1.5-4	0.5-3	0	6	0	2	0	0
2019	15	35	16	51	4.5-9	1.0-3	2	5	1	1	3	0
TOTAL	43	76	53	129	6.0-13	1.5-6	2	11	1	3	4	0

PUNT RET.	GP	No.	Yds	TD	Lg	Avg/R	Avg/G
2017	15	18	284	1	49	15.8	18.9
2018	13	25	549	3	89	22.0	42.2
2019	15	30	387	1	85	12.9	25.8
TOTAL	43	73	1220	5	89	16.7	28.4



Jonathan Broadnax

25

Fr. / DB / 5-8 / 160
Norfolk, Va.
Norfolk Christian

2019 AS A FRESHMAN: Joined program after a walk-on tryout... Has yet to see action.

HIGH SCHOOL: VISAA Division 2 All-State receiver and defensive back as a senior... All-Tidewater Conference receiver and defensive back as a senior... All-Conference defensive back as a junior... All-Conference kick returner and defensive

back as a sophomore... Dual-sport athlete who also played basketball.

PERSONAL: Full name is Jonathan Lee Broadnax... Son of Jerry and Robin Broadnax... Majoring in biology.



Jack Sroba

26

R-So. / CB / 5-10 / 180
Richmond, Va.
Collegiate

2019 AS A REDSHIRT SOPHOMORE: Played in 14 games, primarily on special teams... Had two solo tackles... Had two punt returns, with a long of 18 against Richmond (Nov. 16)... Had a solo stop against Morgan State (Sept. 14) and at William & Mary (Oct. 19).

2018 AS A REDSHIRT FRESHMAN: Played in one game, making collegiate debut against Robert Morris (Sept. 13)... Joined the team during spring drills... CAA Football Commissioner's Academic Honor Roll.

HIGH SCHOOL: VISAA Division I All-State punt returner as a senior... Helped Collegiate to state championship as a senior... Dual-sport athlete who also won a state championship with the baseball team.

PERSONAL: Full name is Joseph John Sroba... Son of Joe and Maitland Sroba... Has two sisters... His father played football and baseball at Virginia... His sister, Jennie, played soccer at JMU and continues to play professionally in Australia... Majoring in marketing.



Taurus Carroll

27

Jr. / CB / 6-0 / 173
Fredericksburg, Va.
Benedictine College Prep

2019 AS A JUNIOR: Played in 10 games, making three starts at cornerback... Had 11 total tackles (eight solo), to go with 1.0 tackle for loss and seven pass breakups... Had four tackles with a TFL and breakup at William & Mary (Oct. 19)... Had four stops with two breakups against Villanova (Oct. 12).

2018 AS A SOPHOMORE: Played in 12 games, making two starts at cornerback... Had 14 total tackles (8 solo), to go with a half tackle for loss... Career-high five tackles in opener at NC State (Sept. 1) where he made his first career start... Made four stops with a half tackle for loss at New Hampshire (Nov. 3).

2017 AS A FRESHMAN: Played in 12 games, primarily on special teams... Had five solo tackles, to go with one pass breakup... Had two tackles against Norfolk State (Sept. 16)... First career pass breakup against New Hampshire (Oct. 28).

2019 JMU Players

HIGH SCHOOL: VISAA Division I Second Team All-State wide receiver... Second Team All-Central Virginia defensive back as a junior... All-Prep League First Team as a junior and senior... Won 2015 state championship with the Cadets... Helped Benedictine to 2016 state championship game, where he had three receptions for 108 yards, including a 92-yard touchdown catch... Had 22 catches for 537 yards as a senior.

PERSONAL: Full name is Taurus Amon Carroll... Son of Taurus and Felicia Carroll... Has a brother, Rodney, and sister, Lynae... Brother, Rodney, played football at Akron and Fairmont State... Majoring in kinesiology.

Carroll Statistics

TACKLES	GP	Solo	Asst	Total	TFL-Yds	Sacks-Yds	INT	PD	FF	FR	BLK	QBH
2017	12	5	0	5	0-0	0-0	0	1	0	0	0	0
2018	12	8	6	14	0.5-1	0-0	0	0	0	0	0	0
2019	10	8	3	11	1.0-8	0-0	0	7	0	0	0	0
TOTAL	34	21	9	30	1.5-9	0-0	0	8	0	0	0	0



CJ Jackson

28

Fr. / RB / 5-9 / 198
Richmond, Va.
Hermitage

2019 AS A FRESHMAN: Has yet to see action.

HIGH SCHOOL: VHSL 5A First Team All-Region as a junior... First Team All-Colonial District as a junior... First Team All-804 kick returner as a junior, returning a school-record 99-yard kick return for a touchdown... Helped Hermitage to 11-2 record and third round of 5A playoffs as a junior... Team

went 10-2 and reached 5A second round his sophomore season... AB Honor Roll student all four years.

PERSONAL: Full name is Chappelle Lajuane Jackson, Jr.... Son of Chappelle Lajuane Jackson Sr. and Natalie Padgett... Has two sisters, Lashelle and Shanelle... His sister, Shanelle, is a cheerleader at Longwood.



Ricky Harleston

29

Fr. / S / 5-10 / 190
Virginia Beach, Va.
Tallwood

2019 AS A FRESHMAN: Has yet to see action.

HIGH SCHOOL: VHSL 6A All-Region as a sophomore and senior... All-Conference as a sophomore, junior and senior... Helped Tallwood to VHSL postseason three straight years from 2016-18... Named Team MVP as a senior and Rookie of the Year as a freshman... Dual-sport athlete who

also competed in track & field... Honor roll student... Named Student of the Year as a sophomore.

PERSONAL: Full name is Richard Maynard Harleston... Son of Charles Bland and Ramona Biddle-Bland... Majoring in health sciences.



Wesley McCormick

30

Jr. / CB / 5-11 / 190
Germantown, Md.
Northwest

2019 AS A JUNIOR: Played in 13 games, making 10 starts at cornerback... Had 22 total tackles (17 solo), to go with 2.0 tackles for loss, one forced fumble and three pass breakups... Career-high four tackles and a forced fumble against Richmond (Nov. 16)... Had a tackle for loss at West Virginia (Aug. 31) and at Elon (Sept. 28)... Recorded three tackles in three games.

2018 AS A SOPHOMORE: Played in 12 games, making three starts at cornerback... Had 10 total tackles (5 solo)... Season-best three tackles in season opener at NC State (Sept. 3)... Also had two stops against Stony Brook (Oct. 27).

2017 AS A FRESHMAN: Played in all 15 games, primarily on special teams... Had 16 total tackles (12 solo), to go with one pass breakup... Season-high three

tackles in FCS Second Round against Stony Brook (Dec. 2)... Also had four games with two tackles and tallied two solo stops in four outings... Had first career pass breakup at Rhode Island (Nov. 4).

HIGH SCHOOL: Honorable Mention All-Metro as a senior... All-County defensive back as a senior... Participant in the Maryland Crab Bowl... Maryland Team Big 33 selection... Helped Northwest to state semifinals as a junior... Dual-sport athlete who is a state champion in both indoor and outdoor track... Honor roll student.

PERSONAL: Full name is Wesley D'Amani McCormick... Son of William McCormick and Patricia Jefferson... Majoring in sport and recreation management.

McCormick Statistics

TACKLES	GP	Solo	Asst	Total	TFL-Yds	Sacks-Yds	INT	PD	FF	FR	BLK	QBH
2017	15	12	4	16	0-0	0-0	0	1	0	0	0	0
2018	12	5	5	10	0-0	0-0	0	0	0	0	0	0
2019	13	17	5	22	2.0-2	0-0	0	3	1	0	0	0
TOTAL	40	34	14	48	2.0-2	0-0	0	4	1	0	0	0



Percy Agyei-Obese

31

Jr. / RB / 6-0 / 205
Frederick, Md.
Oakdale

2019 AS A JUNIOR: Played in all 15 games, making two starts at running back... HERO Sports Third Team All-American... First Team All-CAA running back... Had 241 carries for 1,143 yards and 19 touchdowns... Averaged 4.7 yards per carry... Also had three receptions for 19 yards... Ranked fifth nationally and first in the CAA in rushing touchdowns, which is third in JMU single-season

history... Ranked 28th in the FCS and second in the CAA in scoring (7.6) while also ranking third in the league in rushing yards per game (76.2)... Five 100-yard rushing performances... Career highs of 130 yards and three touchdowns against New Hampshire (Nov. 9)... Rushed for 124 yards and a touchdown in FCS Quarterfinals against Northern Iowa (Dec. 13)... Ran for 114 yards and two scores at Chattanooga (Sept. 21)... Had 111 rushing yards and a TD against Towson (Oct. 26)... Also ran for 105 yards and two scores at Rhode Island (Nov. 23)... Tied career high with three rushing touchdowns, to go with 90 yards in FCS Second Round against Monmouth (Dec. 7)... Also scored twice against Morgan State (Sept. 14) and at Stony Brook (Oct. 5), adding 96 yards in the OT win... Accrued at least 75 rushing yards in seven games and 50 or more in 11 outings.

2018 AS A SOPHOMORE: Played in all 13 games, primarily on special teams... Had 18 carries for 168 yards and a touchdown... Added 3 receptions for 47 yards... Averaged 9.3 yards per rush... Also had four tackles (2 solo), to go with one forced fumble and a fumble recovery on special teams... Season-best 93 rushing yards and a touchdown on just five carries (18.6 avg.) against Robert Morris (Sept. 13)... That game included a career-long 80-yard touchdown run... Rushed for over 20 yards in three other outings... Accrued all receiving statistics at New Hampshire (Nov. 3), which included career-long 29-yard catch... Had two solo tackles while forcing a fumble and recovering it on the same kickoff at Richmond (Sept. 29).

2017 AS A FRESHMAN: Played in 10 games... Had 48 carries for 273 yards and a touchdown... Averaged 5.7 yards per rush... Also had six tackles (4 solo) and a forced fumble on special teams... Had 16 carries for 103 yards and a touchdown in first career game against Norfolk State (Sept. 16)... Also rushed 10 times for 95 yards at Rhode Island (Nov. 4)... Had a season-long rush of 40 yards at URI... Had two tackles twice and forced a fumble on a kickoff in FCS Quarterfinals against Weber State (Dec. 8).

HIGH SCHOOL: MPSSAA 3A Second Team All-State as a junior and senior... All-Central Maryland Conference as a junior and senior... All-Area as a junior and senior... All-County as a sophomore, junior and senior... Named MVP of Baltimore Touchdown Club East-West All-Star Game... Set Oakdale career records for rushing yards, sacks and blocked punts... Broke school single-season records for rushing yards, touchdowns and blocked punts... Dual-sport athlete who was a three-time state track & field champion... Part of Oakdale's first playoff team in 2014 and first playoff win in 2016.

PERSONAL: Full name is Percy Kofi Agyei-Obese... Son of Percy and Vida Agyei-Obese... Has two sisters, Verna and Vonda... Majoring in management.

Agyei-Obese Statistics

RUSHING	GP	Att	Yds	TD	Lg	Avg./R	Avg/G
2017	10	48	273	1	40	5.7	27.3
2018	13	18	168	1	80	9.3	12.9
2019	15	241	1143	19	37	4.7	76.2
TOTAL	38	307	1584	21	80	5.2	41.7

2019 JMU Players



MJ Hampton

32

Jr. / S / 6-0 / 183
Fredericksburg, Va.
Stafford

2019 AS A JUNIOR: Played in 14 games, making one start at safety... Had 44 total tackles (26 solo), to go with 2.0 tackles for loss, two forced fumbles, one interception for a touchdown, four pass breakups and a blocked kick... Career-high seven tackles with a TFL and breakup against New Hampshire (Nov. 9)... Had six tackles and the game-winning, 83-yard pick-six against Villanova (Oct. 12)... Also had six stops and a forced fumble versus Saint Francis (Sept. 7)... Had a blocked kick at Elon (Sept. 28)... Made five tackles in FCS Quarterfinals against Northern Iowa (Dec. 13)... Tallied three or more tackles in seven games.

2018 AS A SOPHOMORE: Played in 12 games, primarily on special teams... Had 10 total tackles (3 solo)... Season-high three tackles against Robert Morris (Sept. 13) and William & Mary (Sept. 22)... Three solo stops in RMU game... Also had two tackles at Richmond (Sept. 29).

2017 AS A FRESHMAN: Played in 11 games, primarily on special teams.

HIGH SCHOOL: VHSL 5A Second Team All-State as a senior... 5A First Team All-Region as a senior and Second Team as a junior... First Team All-Conference 15 defensive back as a junior and senior and Second Team as a freshman and sophomore... Second Team All-Conference running back as a senior... First Team All-Area as a senior, Second Team as a junior and Honorable Mention as a freshman... Second Team All-Nova as a senior... Defensive MVP in Senior All-Star Game... All-Underclassman defensive athlete... Dual-sport athlete who was an all-conference and all-area outfielder for Stafford's baseball team... Ranks in top 30% of his senior class.

PERSONAL: Full name is Mondell David Hampton Jr.... Son of Mondell Hampton and Karrie Lee... Has three sisters, Deanna, Moesha and Taylor... His father played football at Mercyhurst... Majoring in psychology.

Hampton Statistics

TACKLES	GP	Solo	Asst	Total	TFL-Yds	Sacks-Yds	INT	PD	FF	FR	BLK	QBH
2017	11	0	0	0	0-0	0-0	0	0	0	0	0	0
2018	12	3	7	10	0-0	0-0	0	0	0	0	0	0
2019	14	26	18	44	2.0-8	0-0	1	5	2	0	1	1
TOTAL	37	29	25	54	2.0-8	0-0	1	5	2	0	1	1



Sam Kidd

33

R-So. / S / 6-1 / 206
Reston, Va.
James Madison

2019 AS A REDSHIRT SOPHOMORE: Played in eight games, primarily on special teams... Had 13 total tackles (eight solo)... Career-high seven tackles against Saint Francis (Sept. 7)... Made three tackles against Morgan State (Sept. 14).

2018 AS A REDSHIRT FRESHMAN: Played in 12 games, primarily on special teams... Had seven total tackles (3 solo)... Season-best two tackles against Rhode Island (Nov. 10)... Had a solo stop at NC State (Sept. 1), against URI and at Towson (Nov. 17)... Dean's List (Spring 2019).

2017 AS A FRESHMAN: Redshirted to retain a year of eligibility... Doug West Scout Team Defensive MVP.

HIGH SCHOOL: VHSL 6A First Team All-State as a senior... Honorable Mention All-Metro as a senior... All-Region as a senior... Liberty Conference Defensive Player of the Year as a senior... First Team All-Liberty Conference as a junior and senior and Second Team as a sophomore... Helped JMHS to an 11-2 record and state quarterfinals appearance as a senior... Also made playoffs his junior season... Dual-sport athlete who also played basketball... Helped WarHawks win both the conference and region championships while being named to the All-Region Tournament Team.

PERSONAL: Full name is Patrick Samuel Kidd... Son of Dave and Alease Kidd... Has a brother, Max... His mother played basketball at Elon... His grandfather played football at LSU... Majoring in communication studies.

Kidd Statistics

TACKLES	GP	Solo	Asst	Total	TFL-Yds	Sacks-Yds	INT	PD	FF	FR	BLK	QBH
2018	12	3	4	7	0-0	0-0	0	0	0	0	0	0
2019	8	8	5	13	0-0	0-0	0	0	0	0	0	0
TOTAL	20	11	9	20	0-0	0-0	0	0	0	0	0	0



Chris Chukwuneke

34

R-Fr. / S / 6-0 / 185
Edison, N.J.
St. John Vianney (The Peddie School)

2019 AS A REDSHIRT FRESHMAN: Played in nine games... Had 15 total tackles (10 solo), to go with one interception... Season-high four tackles and first career interception at Rhode Island (Nov. 23)... Had two tackles in four other games.

2018 AS A FRESHMAN: Redshirted to retain a year of eligibility.

PRIOR TO JMU: Spent one season in prep school at The Peddie School... All-Mid Atlantic Prep League in 2017... Gained 1,400 all-purpose yards with 19 touchdowns, as well as forcing two fumbles.

HIGH SCHOOL: Third Team All-State as a senior... First Team All-Shore as a junior and senior... Rushed for 1,300 yards and 15 touchdowns as a senior.

PERSONAL: Full name is Chiekwugo Christopher Chukwuneke... Son of Douglas McCormick and Florence Chukwuneke... Has four older brothers... Brother Chiebuka is a defensive back at Division II's Findlay... Majoring in political science.

Chukwuneke Statistics

TACKLES	GP	Solo	Asst	Total	TFL-Yds	Sacks-Yds	INT	PD	FF	FR	BLK	QBH
2019	9	10	5	15	0-0	0-0	1	1	0	0	0	0



Alex Miller

34

R-So. / WR / 5-10 / 183
Burke, Va.
Robinson

2019 AS A REDSHIRT SOPHOMORE: Played in all 15 games, serving as the team's holder on PAT and field goal units.

2018 AS A REDSHIRT FRESHMAN: Joined team in Fall 2018... Did not see any action... CAA Football Commissioner's Academic Honor Roll.

HIGH SCHOOL: All-conference quarterback and punter as a junior and senior... Helped Robinson to a 9-4 record and third round of the VHSL playoffs in 2015... Academic Honor Roll all four years... Dual-sport athlete who also played baseball, basketball and lacrosse.

PERSONAL: Full name is Robert Alexander Miller... Son of Brian and Michelle Miller... Has a brother Matthew and sister Bailey... His father played football at Hastings College... Majoring in sport and recreation management.



Justin Ritter

36

Fr. / PK/P / 5-10 / 207
Frederick, Md.
Oakdale

2019 AS A FRESHMAN: Played in one game... Made debut against Morgan State (Sept. 14), with two kickoffs.

HIGH SCHOOL: Maryland 2A All-Region as a junior and senior... All-County selection as a junior and senior and Honorable Mention as a sophomore... All-Area as a junior... Oakdale's all-time leading special teams scorer... Helped Oakdale to 2018 Maryland 2A state championship and 33 total wins over last three seasons... Also part of team's playoff teams as a sophomore and junior... Named to Team Maryland for Big 33 Football Classic... Dual-sport athlete who also played baseball... Honor roll student.

PERSONAL: Full name is Justin Clark Ritter... Son of Darren and Karen Ritter... Has a brother, Jordan, and sister, Jensen... His father played college baseball at UMBC and five years in the Atlanta Braves farm system... His mother played tennis at UMBC.

2019 JMU Players



Clayton Cheatham

37

Jr. / TE / 6-2 / 232
Mechanicsville, Va.
Hanover

2019 AS A JUNIOR: Played in 11 games, primarily on special teams... Had one reception for two yards on a touchdown catch against Saint Francis (Sept. 7).

2018 AS A SOPHOMORE: Played in 10 games, making five starts at tight end... Had six receptions for 54 yards... Made two catches against William & Mary (Sept. 22) and at Richmond (Sept. 29)...

Season-long 17-yard grab at UR.


2017 AS A FRESHMAN: Played in all 15 games, making one start at tight end... Had eight receptions for 137 yards and four touchdowns... Averaged 17.1 yards per catch... Also had five total tackles (2 solo) on special teams... Had two catches for a season-high 57 yards and a touchdown against Villanova (Oct. 14)... First career catch was a 47-yard touchdown against Norfolk State (Sept. 16)... Also had a 34-yard reception in Villanova game... Caught touchdowns in three straight weeks, adding scores at William & Mary (Oct. 21) and against New Hampshire (Oct. 28)... Season-high three tackles versus NSU.

HIGH SCHOOL: VHSL 4A Second Team All-State as a sophomore and senior... 4A First Team All-East Region as a sophomore and senior... Conference 20 Offensive Player of the Year as a sophomore... First Team All-Conference 20 as a freshman, sophomore and senior... Returned from injury as a junior to lead Hanover to the 4A state quarterfinals in 2015... Also led the Hawks to the second round of the 2013 and 2014 playoffs... Dual-sport athlete who was also an all-conference lacrosse player... Honor roll student.

PERSONAL: Full name is Clayton Thomas Cheatham... Son of Deane and Cindy Cheatham... Has a brother, Deane, and sister, Caroline... Brother, Deane, was a former all-conference tight end for JMU (2011-15)... Majoring in sport and recreation management.

Cheatham Statistics

RECEIVING	GP	Rec	Yds	TD	Lg	Rec/G	Avg/C	Avg/G
2017	15	8	137	4	47	0.5	17.1	9.1
2018	10	6	54	0	17	0.6	9.0	5.4
2019	11	1	2	1	2	0.1	2.0	0.2
TOTAL	36	15	193	5	47	0.4	12.9	5.4



Mike Cobbs

38

R-Sr. / LB / 6-2 / 215
Alexandria, Va.
Hayfield

2019 AS A REDSHIRT SENIOR: Played in all 15 games... Had 17 total tackles (13 solo), to go with one quarterback hurry... Season-high three tackles at William & Mary (Oct. 19) and against New Hampshire (Nov. 9)... Also had two tackles in four other games.

2018 AS A REDSHIRT JUNIOR: Played in 13 games, primarily on special teams... Had seven total tackles (2 solo)... Had three tackles against both Robert Morris (Sept. 13) and William & Mary (Sept. 22).

2017 AS A REDSHIRT SOPHOMORE: Played in all 15 games, making one start at linebacker... Had 10 total tackles (7 solo)... Career-high four tackles at ECU (Sept. 2)... Also had two stops at Rhode Island (Nov. 4) and against North Dakota State (Jan. 6) in NCAA Division I Football Championship game.

2016 AS A SOPHOMORE: Redshirted to retain a year of eligibility.


2015 AS A FRESHMAN: Played in eight games, primarily on special teams... Had six total tackles (two solo)... Made two tackles against both Morehead State (Sept. 5) and Lehigh (Sept. 12).

HIGH SCHOOL: First Team All-6A North as a senior... First Team All-Conference 6 selection... Played both safety and wide receiver at Hayfield... Part of Hayfield's 2014 National District title team... Helped HHS win back-to-back Battle of the Birds Trophies in 2013 and 2014... Was a high school teammate of JMU offensive lineman Johari Frazier... Member of the A-B Honor Roll his senior year.

PERSONAL: Full name is Michael Anthony Cobbs... Son of Robert and Lauren Cobbs... Has siblings Brian and Christina... Father Robert played football at Penn State (1982-86), winning national titles in '82 and '86, and played two seasons in the NFL with the New England Patriots (1986-87)... Majoring in sport and recreation management.

Cobbs Statistics

TACKLES	GP	Solo	Asst	Total	TFL	Yds	Sacks	Yds	INT	PD	FF	FR	BLK	QBH
2015	8	2	4	6	0-0	0-0	0	0	0	0	0	0	0	0
2017	15	7	3	10	0-0	0-0	0	0	0	0	0	0	0	0
2018	13	2	5	7	0-0	0-0	0	0	0	0	0	0	0	0
2019	15	13	4	17	0-0	0-0	0	0	0	0	0	0	0	1
TOTAL	51	24	16	40	0-0	0-0	0	0	0	0	0	0	0	1



Quint Boyd

39

R-Jr. / S / 5-11 / 184
Ponte Vedra, Fla.
Ponte Vedra

2019 AS A REDSHIRT JUNIOR: Played in five games, primarily on special teams.

2018 AS A REDSHIRT SOPHOMORE: Joined team in Fall 2018... Did not see any action... CAA Football Commissioner's Academic Honor Roll.

PRIOR TO JMU: Transferred to JMU after spending two academic years at the University of West Florida.

HIGH SCHOOL: Had eight rushing touchdowns as a junior and five receiving touchdowns as a senior at Ponte Vedra... Team captain... National Honor Society member.

PERSONAL: Full name is Augustus Shapleigh Boyd... Son of Shap and Beth Boyd... Has two sister, E'lee and Ashleigh... His father played football at Sewanee University... His mother was a swimmer at Sewanee... Majoring in marketing.



Reggie McNeill

40

R-Fr. / S / 6-0 / 180
Winston-Salem, N.C.
Atkins

2019 AS A REDSHIRT FRESHMAN: Has yet to see action.

2018 AS A FRESHMAN: Redshirted to retain a year of eligibility.

HIGH SCHOOL: All-Western Piedmont Conference cornerback and receiver as a senior... Three-year starter at Atkins... Dual-sport athlete who also lettered for the baseball team... Honor roll student.

PERSONAL: Full name is Reginald Lloyd McNeill... Son of Reginald Sr. and Deborah Washington-McNeill... Has a sister, McKinley... His sister is a sprinter for the UNC track & field team... His father played at ECU... Nephew of former ECU head coach and current Oklahoma assistant head coach Ruffin McNeill... Majoring in communication studies.



Camden Wise

40

R-Fr. / K / 6-0 / 166
Blacksburg, Va.
Blacksburg

2019 AS A REDSHIRT FRESHMAN: Played in all 15 games, serving as the team's kickoff specialist... Had 114 kickoffs for 6,093 yards, averaging 53.4 yards per attempt... Had eight touchbacks... Had five total tackles (three solo) and one fumble recovery on special teams... Made two tackles at Stony Brook (Oct. 5)... Recovered his first career fumble against Richmond (Nov. 16).

2018 AS A FRESHMAN: Redshirted to retain a year of eligibility... Appeared in one game, making collegiate debut against Robert Morris (Sept. 13)... Had one kickoff for 61 yards... CAA Football Commissioner's Academic Honor Roll.

HIGH SCHOOL: VHSL 3A First Team All-State as a junior... 3A First Team All-Region as a junior and 4A Second Team as a senior... First Team All-River Ridge District as a junior and senior... Second Team All-Timesland defensive back as a junior... Part of Blacksburg 3A state championship as a junior and helped Bruins to third round of 4A playoffs as a senior... Dual-sport athlete who also played baseball... Honor roll student.

PERSONAL: Full name is Camden Lane Wise... Son of Chris and Barbara Wise... Has a brother, Carson... His father played football at Newberry College... His brother is a kicker at NC State... Majoring in sport and recreation management.

2019 JMU Players



Michael Johnson

42

R-So. / CB / 5-11 / 202

Glen Allen, Va.

Deep Run

2019 AS A REDSHIRT SOPHOMORE: Played in seven games, primarily on special teams... Had first career tackle on a half tackle for loss against Morgan State (Sept. 14).

2018 AS A REDSHIRT FRESHMAN: Played in one game, making collegiate debut against Robert

Morris (Sept. 13)... Doug West Scout Team Special Teams MVP... Dean's List (Spring 2019).

2017 AS A FRESHMAN: Redshirted to retain a year of eligibility.

HIGH SCHOOL: All-Conference as a senior... Helped Deep Run to 5A playoffs in 2016... Made 72 tackles with one interception as a senior... Had 500 receiving yards and 377 return yards as a senior... Team captain... Three-year starter for the Wildcats... Dual-sport athlete who also played baseball at DRHS... Was captain for the baseball team... Honor roll student.

PERSONAL: Full name is Michael Anthony Johnson... Son of Mike and Vicki Johnson... Has a brother, Matthew... His cousin, Reon Dawson, played corner at Michigan... Majoring in communication studies.

Johnson Statistics

TACKLES	GP	Solo	Asst	Total	TFL-Yds	Sacks-Yds	INT	PD	FF	FR	BLK	QBH
2018	1	0	0	0	0-0	0-0	0	0	0	0	0	0
2019	7	0	1	1	0.5-0	0-0	0	0	0	0	0	0
TOTAL	8	0	1	1	0.5-0	0-0	0	0	0	0	0	0



Solomon Vanhorne

42

R-Fr. / RB / 5-7 / 177

Alpharetta, Ga.

Milton

2019 AS A REDSHIRT FRESHMAN: Played in 13 games, making six starts at running back... Had 88 carries for 382 yards and five touchdowns... Also had 12 receptions for 133 yards and a touchdown... Two-time CAA Rookie of the Week (Sept. 9, Sept. 30)... Season-high 86 yards and two touchdowns with a long of 30 against Saint Francis (Sept. 7)...

Ran for 63 yards and two scores at Elon (Sept. 28)... Rushed for 55 yards and a touchdown in collegiate debut at West Virginia (Aug. 31)... Had 48 rushing yards against both Morgan State (Sept. 14) and at Stony Brook (Oct. 5)... Caught a 19-yard touchdown pass in Morgan State game... Season-best three catches for 42 yards against Villanova (Oct. 12).

2018 AS A FRESHMAN: Redshirted to retain a year of eligibility.

HIGH SCHOOL: Georgia 7A First Team All-Region as a senior and Honorable Mention as a junior... Rushed for 1,540 yards with 14 touchdowns as a senior... Also threw one passing touchdown... Ran for 666 yards and five touchdowns and gained more than 1,000 all-purpose yards... Dual-sport athlete who also set school record in the 100- and 200-meter dashes for Milton's track and field team.

PERSONAL: Full name is Solomon Jeffries Vanhorne... Son of Sean and Juilee Vanhorne... Has a sister, Sydne... Father played college football at Howard and spent seven years in the NFL (6th round pick - 1990) with the Detroit Lions, San Diego Chargers and Minnesota Vikings... Majoring in sport and recreation management.

Vanhorne Statistics

RUSHING	GP	Att	Yds	TD	Lg	Avg/R	Avg/G	
2019	13	88	382	5	30	4.3	29.4	
RECEIVING	GP	Rec	Yds	TD	Lg	Rec/G	Avg/C	Avg/G
2019	13	12	133	1	19	0.9	11.1	10.2



Garrett Groulx

43

R-So. / DL / 6-3 / 260

Davidson, N.C.

Davidson Day

2019 AS A REDSHIRT SOPHOMORE: Played in all 15 games, making one start at defensive tackle... Had nine total tackles (three solo), to go with 3.0 tackles for loss and two blocked kicks... Ranked eighth nationally and third in the CAA in blocks... Season-high three tackles and a half tackle for loss against Saint Francis (Sept. 7)... Had two tackles and a TFL against Towson (Oct. 26)... Also had a

TFL and a block in first career start in FCS Second Round versus Monmouth (Dec. 7)... Also had a block against New Hampshire (Nov. 9)... Had two or more stops in three outings.

2018 AS A REDSHIRT FRESHMAN: Played in three games... Made first career tackle in FCS Second Round at Colgate (Dec. 1).

2017 AS A FRESHMAN: Redshirted to retain a year of eligibility.

HIGH SCHOOL: Four-year starter at Davidson Day... NCISAA Division I First Team All-State defensive lineman as a junior and Second Team as a sophomore... Nominee for Defensive Player of the Year at 2015 Charlotte Football Awards... Missed senior season due to injury, but ranked in top 22 of Lake Norman Citizen football poll... Adidas Freshman All-American... Helped Patriots to 2013 and 2015 NCISAA state championships and was runner-up in 2014... Dual-sport athlete who also played lacrosse and ran track & field... Four-time Headmaster's List.

PERSONAL: Full name is Garrett Steven Groulx... Son of Steven and Kathy Groulx... Has two brothers, Nolan and Liam, and sister, Sydney. Father, Steven, played football at Central Michigan... Majoring in management.

Groulx Statistics

TACKLES	GP	Solo	Asst	Total	TFL-Yds	Sacks-Yds	INT	PD	FF	FR	BLK	QBH
2018	3	0	1	1	0-0	0-0	0	0	0	0	0	0
2019	15	3	6	9	3.0-16	0-0	0	0	0	0	2	0
TOTAL	18	3	7	10	3.0-16	0-0	0	0	0	0	2	0



Taurus Jones

44

Fr. / LB / 6-1 / 213

Portsmouth, Va.

I.C. Norcom

2019 AS A FRESHMAN: Has yet to see action.

HIGH SCHOOL: VHSL 3A First Team All-State as a senior... 3A Region Player of the Year as a senior... First Team All-Region as a senior and honorable mention as a sophomore... First Team All-Tidewater as a senior... 2018 Eastern District Defensive Player of the Year... First Team All-District as a senior and Honorable Mention as a

sophomore... Helped I.C. Norcom to 9-5 record and berth in regional title game his senior season... Dual-sport athlete who was a two-time state champion with the basketball team... Honor roll student every semester of high school... National Honor Society member.

PERSONAL: Full name is Taurus Jaisean Jones... Son of Taurus and Adrienne Jones... Has one brother and three sisters... His sister, Taura, played basketball at Barton College... Majoring in computer science.



Antonio Colclough

45

R-Fr. / DL / 6-3 / 241

Harlem, N.Y.

Cardinal Hayes (Temple)

2019 AS A REDSHIRT FRESHMAN: Played in three games... Had first career tackle against Morgan State (Sept. 14).

PRIOR TO JMU: Transferred to JMU after spending one season at Temple where he redshirted to retain all four years of eligibility.

HIGH SCHOOL: Played defensive end at Cardinal Hayes in the Bronx, N.Y... All-City and All-

Conference selection as a senior... Made 46 tackles with 5.0 TFL and 4.0 sacks as a senior... Dual-sport athlete who also threw the javelin and shot put for the track & field team.

PERSONAL: Full name is Antonio Beckett Colclough... Son of Anthony Colclough and Erin Harris... His father served in the United States Army... Has two brothers and three sisters... Majoring in communication studies.

2019 JMU Players



Aaron Whear

46

Fr. / LS / 5-10 / 180
Suffolk, Va.
Nansemond River

2019 AS A FRESHMAN: Has yet to see action.

HIGH SCHOOL: Second Team All-District as a senior... Named Special Teams Player of the Year as a senior... Helped Nansemond River to VHSL 5A region title and state semifinal berth as a junior and to the region title game as a senior... Team captain as a senior... Class Salutatorian with a 4.51 GPA... J. William "Bill" Myers Scholar-Athlete Award... Project Lead the Way Engineering Certification.

PERSONAL: Full name is Aaron Joshua Whear... Son of Steven and Stephanie Whear... Has a brother, Zachery, and two sisters, Megan and Erin... Both of his parents swam at Division III's Norwich University... His cousin, Jeffrey Jacobs, wrestled for JMU... His father served 20 years in the U.S. Navy... Majoring in economics.



Mike Wilcox

47

R-Fr. / DL / 6-3 / 222
Hanover, Va.
Hanover

2019 AS A REDSHIRT FRESHMAN: Has yet to see action.

2018 AS A FRESHMAN: Redshirted to retain a year of eligibility.

HIGH SCHOOL: VHSL 4A All-Region as a senior... All-Conference as a sophomore, junior and senior... Dual-sport athlete who was a region finalist for the wrestling team... Honor roll student.

PERSONAL: Full name is Michael Don Wilcox... Son of Jason and Kim Wilcox... Has two sisters... His father played football at Chowan... Majoring in sport and recreation management.



Francis Meehan

49

R-Fr. / S / 5-11 / 182
Wilmington, N.C.
New Hanover

2019 AS A REDSHIRT FRESHMAN: Played in one game.

2018 AS A FRESHMAN: Redshirted to retain a year of eligibility... CAA Football Commissioner's Academic Honor Roll.

HIGH SCHOOL: First Team All-State by AP and NC Preps... First Team All-Area... First Team All-Conference... Recorded 80 tackles with 11 interceptions and 14 pass breakups as a senior... Helped New Hanover to NC 3AA state championship with a 15-1 record... Named State Championship Defensive Player of the Game... National Honor Society and Beta Club member.

PERSONAL: Full name is Francis James Meehan... Son of Frank and Maureen Meehan... Has a brother, Matteo, and sister, Kennedy... Majoring in management.



Davis Patterson

49

R-Fr. / WR / 6-3 / 197
Arlington, Va.
Yorktown

2019 AS A REDSHIRT FRESHMAN: Has yet to see action.

2018 AS A FRESHMAN: Redshirted to retain a year of eligibility.

HIGH SCHOOL: All-Region as a senior... All-Conference as a junior and senior... Part of Yorktown's state runner-up team as a sophomore...

Dual-sport athlete who also played basketball and ran track... National Honor Society... Had a 3.5+ GPA during all sports seasons.

PERSONAL: Full name is Davis Cole Patterson... Son of Melvin and Desi Patterson... Has a brother, Max, and sister, Chloe... His father played football at Stephen F. Austin and with the Philadelphia Eagles... He had two uncles play at Baylor... His cousin, Blake, plays at TCU... Majoring in communication studies.



Kyle Davis

50

R-So. / LS / 6-0 / 222
Waxhaw, N.C.
Marvin Ridge

2019 AS A REDSHIRT SOPHOMORE: Played in all 15 games, serving as the team's short and long snapper... Has not had one bad snap all season, aiding in JMU's 25 field goals to set a new single-season record... Also had first career tackle at West Virginia (Aug. 31).

2018 AS A REDSHIRT FRESHMAN: Played in all 13 games, serving as team's short and long snapper... Did not have one bad snap all season, aiding in JMU making 23 field goals, the previous single-season record prior to 2019.

2017 AS A FRESHMAN: Redshirted to retain a year of eligibility... Doug West Scout Team Special Teams MVP.

HIGH SCHOOL: Helped Mavericks reach the NCHSAA 3AA state quarterfinals as a senior and first round as junior... Part of Marvin Ridge's 2015 Southern Carolina Conference championship... Dual-sport athlete who also played basketball... Honor roll student.

PERSONAL: Full name is Kyle Jon Davis... Son of Ken and Denise Davis... Has two sisters, Brooke and Lauren... Majoring in communication studies.



Mateo Jackson

51

So. / LB / 6-1 / 230
Richmond, Va.
Hermitage

2019 AS A SOPHOMORE: Played in 14 games... Had three total tackles (two solo).

2018 AS A FRESHMAN: Played in seven games... Had 19 total tackles (6 solo), to go with 1.5 tackles for loss... Season-high five tackles in collegiate debut at NC State (Sept. 1)... Had four stops at Robert Morris (Sept. 13)... Made three tackles against both William & Mary (Sept. 22) and Elon (Oct. 6)... Also had a TFL in Elon game.

HIGH SCHOOL: VHSL 5A First Team All-State as a senior and Second Team as a junior... Metro Defensive Player of the Year as a senior... First Team All-Metro as a junior and senior... Class 5 Region B Defensive Player of the Year... First Team All-Region as a junior and senior... First Team All-Conference 12 as a junior and senior... Helped Hermitage to two region championships and one region semifinal, winning 10+ games in sophomore through senior seasons... Finished career ranking fifth all-time in tackles for the Panthers... Honor roll student.

PERSONAL: Full name is Mateo Luis Jackson... Son of Reginald Jackson Jr. and Linda Martinez... Has a brother, Edwin, and two sisters, Ashlyn and Angel... Majoring in health sciences.

Jackson Statistics												
TACKLES	GP	Solo	Ast	Total	TFL-Yds	Sacks-Yds	INT	PD	FF	FR	BLK	QBH
2018	7	6	13	19	1.5-2	0-0	0	0	0	0	0	0
2019	14	2	1	3	0-0	0-0	0	0	0	0	0	0
TOTAL	21	8	14	22	1.5-2	0-0	0	0	0	0	0	0



Landan Word

52

Sr. / LB / 6-4 / 225
Richmond, Va.
Hermitage

2019 AS A SENIOR: Started in all 15 games at linebacker... Third Team All-CAA linebacker... Had 46 total tackles (20 solo), to go with 1.0 tackle for loss and 1.0 sack... Season-high seven tackles and a sack at Stony Brook (Oct. 5)... Had four tackles at William & Mary (Oct. 19) and in FCS Second Round against Monmouth (Dec. 7)... Had three or more tackles in 10 games.

2018 AS A JUNIOR: Started seven games after missing first half of the season to an injury... Had 56 tackles (26 solo), to go with 6.0 tackles for loss, 2.5 sacks, one interceptions and one fumble recovery... Three games with double-digit tackles, including career-high 11 tackles, 1.5 for loss and a sack at Towson (Nov. 17)... Made 10 tackles and had first career interception against Stony Brook (Oct. 27)... Also had 10 stops against Rhode Island (Nov. 10)... Eight tackles in FCS First Round against Delaware (Nov. 24)... Had seven tackles and a sack at New Hampshire (Nov. 3)... Had at least four tackles in every game and a tackle for loss in five of seven outings.

2019 JMU Players

2017 AS A SOPHOMORE: Played in 14 games, making one start at linebacker... Had 31 total tackles (18 solo), to go with 1.0 tackle for loss, 1.0 sack, one forced fumble and a pass breakup... Season-high five tackles and a forced fumble against Villanova (Oct. 14)... Had four tackles in three games... Recorded a sack against New Hampshire (Oct. 28)... Had three or more stops in six outings.

PRIOR TO JMU: Transferred to JMU after spending one season at Virginia out of the ACC... Played in 11 games, making two starts in 2016... Had 21 total tackles (14 solo), to go with 3.0 tackles for loss, 2.0 sacks, one fumble recovery and one pass breakup... Made first collegiate start against No. 5 Louisville, making five tackles with a tackle for loss and pass breakup... Season-best six tackles, to go with a sack and fumble recovery at Virginia Tech... Also made four tackles and first career sack against No. 22 North Carolina.

HIGH SCHOOL: Played linebacker and tight end at Bishop O'Connell High School... Three-star recruit by ESPN.com, Scout.com and 247sports.com... Spent first two years of high school at Gonzaga.

PERSONAL: Full name is Christian Landan Word... His father, Barry, was a star running back at Virginia who was named 1985 ACC Player of the Year and played seven years in the NFL for the New Orleans Saints, Kansas City Chiefs, Minnesota Vikings and Arizona Cardinals... Majoring in sociology.

Word Statistics												
TACKLES	GP	Solo	Asst	Total	TFL-Yds	Sacks-Yds	INT	PD	FF	FR	BLK	QBH
2017	14	18	13	31	1.0-1	1.0-1	0	1	1	0	0	0
2018	7	26	30	56	6.0-21	2.5-14	1	1	0	1	0	1
2019	15	20	26	46	1.0-8	1.0-8	0	0	0	0	0	0
TOTAL	36	64	69	133	8.0-30	4.5-23	1	2	1	1	0	1



Joe Fishpaw

53

*R-Jr. / OL / 6-4 / 283
Mechanicsville, Va.
Hanover (Campbell)*

2019 AS A REDSHIRT JUNIOR: Played in six games.

2018 AS A REDSHIRT SOPHOMORE: Played in one game, appearing in season opener at NC State (Sept. 1).

2017 AS A REDSHIRT FRESHMAN: Sat out season due to NCAA transfer rules... Doug West Scout Team Offensive MVP... CAA Football Commissioner's Academic Honor Roll.

PRIOR TO JMU: Transferred to JMU after spending one season at Campbell, where he redshirted to retain a year of eligibility.

HIGH SCHOOL: Three-year letter winner at Hanover High School, playing offensive tackle as a junior and senior after transitioning from tight end as a sophomore... Member of the National Honor Society and Beta Club.

PERSONAL: Full name is Joseph Hill Fishpaw... Son of Sonny and Lisa Fishpaw... Has a sister, Samantha... His father played football at Virginia Tech... Majoring in finance.



Kelvin Azanama

54

*R-Jr. / LB / 6-0 / 213
Chesterfield, Va.
Monacan*

2019 AS A REDSHIRT JUNIOR: Played in all 15 games, making one start at linebacker... Had 41 total tackles (27 solo), to go with 3.5 tackles for loss... Career-high six tackles against Morgan State (Sept. 14)... Had five tackles at William & Mary (Oct. 19)... Made four tackles in four different games, including first career start in opener at West

Virginia (Aug. 31)... Had a full tackle for loss at Rhode Island (Nov. 23) and in FCS Quarterfinals against Northern Iowa (Dec. 13).

2018 AS A REDSHIRT SOPHOMORE: Played in 12 games, primarily on special teams... Had one solo tackle against Robert Morris (Sept. 13)... Doug West Scout Team Defensive MVP.

2017 AS A REDSHIRT FRESHMAN: Played in nine games, primarily on special teams... Had 13 tackles (6 solo), to go with a 0.5 tackle for loss... Had three tackles at ECU (Sept. 2), against ETSU (Sept. 9) and versus Norfolk State (Sept. 16)... Had a tackle in six of nine outings.

2016 AS A FRESHMAN: Redshirted to retain a year of eligibility.

HIGH SCHOOL: Second Team All-Conference 20 linebacker as a senior and Honorable Mention as a junior... Led Monacan in tackles as a junior and senior... Had a team-best five forced fumbles as a senior and scored three defensive touchdowns as a junior... Honor roll student all four years.

PERSONAL: Full name is Kelvin Tega Azanama... Son of Viktor and Valria Azanama and Blessing Khama... Has a sister, Lilian... Majoring in economics.

Azanama Statistics												
TACKLES	GP	Solo	Asst	Total	TFL-Yds	Sacks-Yds	INT	PD	FF	FR	BLK	QBH
2017	9	6	7	13	0.5-1	0.0	0	0	0	0	0	0
2018	12	1	0	1	0.0	0-0	0	0	0	0	0	0
2019	15	14	27	41	3.5-11	0-0	0	0	0	0	0	0
TOTAL	36	21	27	41	4.0-12	0-0	0	0	0	0	0	0



Nick Kidwell

56

*R-Fr. / OL / 6-5 / 315
Knoxville, Md.
Boonsboro*

2019 AS A REDSHIRT FRESHMAN: Played in all 15 games, primarily on special teams.

2018 AS A FRESHMAN: Played in two games, retaining a year of eligibility with four-game redshirt rule.

HIGH SCHOOL: Washington County Offensive Player of the Year as a senior... Gardener Offensive Lineman of the Year as a senior... First Team All-Washington County as a junior and senior and Second Team as a sophomore... Selected as Baltimore Touchdown Club All-Star... Member of Super 22 Team as a junior... Helped Warriors to three-straight MPSSAA 1A playoff appearances... Dual-sport athlete who was a shot put champion for Boonsboro's indoor and outdoor track and field teams... Honor roll student.

PERSONAL: Full name is Nicholas Joseph Kidwell... Son of Carl and Jenifer Kidwell... Has a sister, Carly... His father served four years in the Navy... Majoring in kinesiology.



James Carpenter

57

*Fr. / DL / 6-1 / 264
Roanoke, Va.
Roanoke Catholic*

2019 AS A FRESHMAN: Played in one game.

HIGH SCHOOL: VISAA First Team All-State offensive line and defensive line as a junior and senior and Second Team as a sophomore... All-Timesland First Team defensive line as a senior and Second Team as a junior... Named Sizzling Sophomore Timesland Area as a sophomore... Helped Roanoke Catholic to 11-0 record in 2018, winning the Division 3 state championship... Had 10 sacks and 22 tackles for loss both as a junior and senior... Single-season best 13 sacks and 74 solo tackles as a sophomore... Dual-sport athlete who also played basketball, lacrosse and track & field... First Team All-Conference tournament team in 2019 for basketball... First Team All-State defense and Second Team All-Conference offense in lacrosse... Broke school record in shotput, placing second in the state meet with a throw of 45-8... Part of school's VISAA state track champions in 2019.

PERSONAL: Full name is James Allan Carpenter... Son of Dale and Karen Carpenter... Has a brother, Josh, and two sisters, Jesse and Jordan... His brother is a marine... Majoring in sport and recreation management.

2019 JMU Players



Tanner Morris

58

Fr. / OL / 6-2 / 296

Fayetteville, N.C.

Terry Sanford

2019 AS A FRESHMAN: Has yet to see action.

HIGH SCHOOL: First Team All-Patriot Athletic Conference as a senior and Second Team as a junior... Selected to 2018 Shrine Bowl of the Carolinas... Received U.S. Army Leadership and Commitment Award at Shrine Bowl... Helped Terry

Sanford to third round of 2018 playoffs with 12-4 record and second round in both 2016 and 2017... Won PAC championship his junior season.

PERSONAL: Full name is Tanner Grey Morris... Son of Delton and Delilia Morris... Has a brother, Wyatt, and sister, Avery... His grandfather played college football at Cal and Fresno State... Majoring in finance.



Seth Weaver

59

R-Jr. / LS / 6-0 / 177

Ruckersville, Va.

Monticello (Christopher Newport)

2019 AS A REDSHIRT JUNIOR: Has yet to see action.

2018 AS A REDSHIRT SOPHOMORE: Did not see any action.

PRIOR TO JMU: Transferred to JMU in Fall 2017 after spending 2016 academic year as a receiver at

Christopher Newport University where he appeared in one game... Joined the JMU football team in Fall 2018.

HIGH SCHOOL: First Team All-Conference safety as a senior... Second Team All-Conference receiver as a senior... Second Team All-District receiver as a senior... Dual-sport athlete who also played basketball and baseball at Monticello... 2015-16 US Army Scholar-Athlete Award winner.

PERSONAL: Full name is Seth McCabe Weaver... Son of Joe and Karen Weaver... Has a sister, Ella... His father played football at William & Mary... Majoring in sport and recreation management with a minor in business.



Jahee Jackson

60

R-Sr. / OL / 6-3 / 288

Baltimore, Md.

Gilman

2019 AS A REDSHIRT SENIOR: Started in all 15 games at right guard... Part of an offensive line that helped JMU lead the country in completion percentage (70.9%) and fourth-down percentage (87.5%), while also ranking second in both scoring (41.3) and third-down percentage (54.1%), third in

both first downs (24.86) and pass efficiency (172.75), fifth in red-zone percentage (92.4%), seventh in time of possession (33:20), ninth in total offense (472.5) and 10th in rushing (248.3)... JMU produced at least 50 points four times and had an average win margin of 26.4 points per game.

2018 AS A REDSHIRT JUNIOR: Played in seven games, making four starts at left guard and one start at right guard... Part of an offensive line that helped JMU rank second nationally in completion percentage (67.4%) while also ranking 10th in the FCS in first downs (279), 13th on third-down conversions (45.6%) and 18th in scoring (33.9)... Dukes led CAA in third-down opportunities while also ranking second in scoring, total offense (406.9), first downs and red-zone percentage (85.5%)... STATS FCS Third Team Preseason All-American... Preseason All-CAA.

2017 AS A REDSHIRT SOPHOMORE: Played in 14 games, making 13 games at right tackle... HERO Sports FCS Sophomore All-American... Second Team All-

CAA Offensive Lineman... VaSID First Team All-State... Part of an offensive line that helped JMU lead the CAA and rank 15th nationally in scoring (34.4)... Also ranked third in first downs (325), ninth in completion percentage (64.9), 22nd in pass efficiency (142.46 rating), 25th in rushing (194.3), and 30th in total offense (419.0)... JMU produced four games over 40 points, including a season-high 75... Ranked second nationally with a +23.3 win margin.

2016 AS A REDSHIRT FRESHMAN: Played in five games... Part of an offensive line that set JMU and CAA single-season records in scoring (700), rushing offense (4,125), total offense (7,612) and first downs (380)... Offense led the FCS in completion percentage (70.8%), team pass efficiency (181.69) and first downs... Also ranked second in scoring (46.7), third in total offense (507.5), fourth in third-down conversions (50%), fifth in rushing (275.0) and 10th in turnovers lost (13)... JMU produced more than 50 points in six games this season with an average win margin at 25.5 points per game.

2015 AS A FRESHMAN: Redshirted to retain a year of eligibility.

HIGH SCHOOL: Played on both the offensive and defensive lines for Gilman... Honorable Mention All-State and All-MIAA selection as a senior... Selected to Team Baltimore for the annual Maryland Crab Bowl as a senior... Tri-sport athlete who wrestled and was a thrower on the track & field team.

PERSONAL: Full name is Jahee Mustafah Jackson... Graduated from JMU with a degree in sociology.



Joe Worman

61

Fr. / DL / 6-3 / 272

Leesburg, Va.

Flint Hill

2019 AS A FRESHMAN: Has yet to see action.

HIGH SCHOOL: VISAA Division I All-State defensive line as a junior and senior and All-State offensive line as a senior... All-MAC Conference as a junior and senior... All-Nova Team as a senior.

PERSONAL: Full name is Joseph Merle Worman...

Son of Gregory and Jacquelyn... Has a brother, Sam, and sister, Kathryn... His brother played basketball at Liberty... Majoring in computer science.



Kyle Smith

62

R-Fr. / OL / 6-5 / 310

Culpeper, Va.

Eastern View

2019 AS A REDSHIRT FRESHMAN: Has yet to see action.

2018 AS A FRESHMAN: Redshirted to retain a year of eligibility.

HIGH SCHOOL: VHSL 4A All-State as a senior... All-Region as a junior and senior... All-Conference

22 as a sophomore, junior and senior... All-Battlefield District as a freshman... Named Eastern View's Offensive Lineman of the Year as a junior and senior... Received leadership award as a sophomore... Helped Cyclones to third round of 2017 playoffs and second round of 2018 playoffs... Dual-sport athlete who also played basketball and was the track captain... Received a Business Academic Award and was a Germanna Scholar.

PERSONAL: Full name is Kyle Nathan Smith... Son of Dwight and Sonya Smith... Has a brother, Nicholas... Majoring in kinesiology.

2019 JMU Players



J.T. Timming

63

*R-Jr. / OL / 6-3 / 306
Liberty Township, Ohio
Lakota East*

2019 AS A REDSHIRT JUNIOR: Played in 10 games, serving as the No. 2 center on the depth chart... Part of an offensive line that helped JMU lead the country in completion percentage (70.9%) and fourth-down percentage (87.5%), while also ranking second in both scoring (41.3) and third-down percentage (54.1%), third in both first downs (24.86) and pass efficiency (172.75), fifth in red-zone percentage (92.4%), seventh in time of possession (33:20), ninth in total offense (472.5) and 10th in rushing (248.3)... JMU produced at least 50 points four times and had an average win margin of 26.4 points per game.

zone percentage (92.4%), seventh in time of possession (33:20), ninth in total offense (472.5) and 10th in rushing (248.3)... JMU produced at least 50 points four times and had an average win margin of 26.4 points per game.

2018 AS A REDSHIRT SOPHOMORE: Played in five games, serving as the No. 2 center on the depth chart... Part of an offensive line that helped JMU rank second nationally in completion percentage (67.4%) while also ranking 10th in the FCS in first downs (279), 13th on third-down conversions (45.6%) and 18th in scoring (33.9)... Dukes led CAA in third-down opportunities while also ranking second in scoring, total offense (406.9), first downs and red-zone percentage (85.5%)... CAA Football Commissioner's Academic Honor Roll.

2017 AS A REDSHIRT FRESHMAN: Played in eight games, serving a backup center role, as well as playing on special teams... Part of an offensive line that helped JMU lead the CAA and rank 15th nationally in scoring (34.4)... Also ranked third in first downs (325), ninth in completion percentage (64.9), 22nd in pass efficiency (142.46 rating), 25th in rushing (194.3), and 30th in total offense (419.0)... JMU produced four games over 40 points, including a season-high 75... Ranked second nationally with a +23.3 win margin... CAA Football Commissioner's Academic Honor Roll.

2016 AS A FRESHMAN: Redshirted to retain a year of eligibility... Named Doug West Offensive Scout Team MVP.

HIGH SCHOOL: Second Team Division I All-Region as a junior and senior... First Team All-Greater Miami Conference as a junior and senior... Division I Associated Press Second Team All-Southwest District... Cincinnati Enquirer Division I All-Star as a senior... Journal-News First Team All-Area... Helped Lakota East to the regional semifinals of the 2014 OHSAA Division I playoffs as a junior... Honor roll student.

PERSONAL: Full name is Jacob Timming... Son of Brian and Dawn Timming... Has two brothers, Cody and Brett... Majoring in sport and recreation management.



Henry Somerville

64

*Fr. / OL / 6-1 / 275
Alexandria, Va.
Bishop Ireton (Blair Academy)*

2019 AS A FRESHMAN: Has yet to see action.

PRIOR TO JMU: Spent one season as a prep at Blair Academy... Was a 2018 All-Mid Atlantic Prep League selection at offensive line.

HIGH SCHOOL: VISAA All-State as a senior... Named team MVP in 2017... National Football Foundation recipient of the Alexandria Sportsman Award.

PERSONAL: Full name is Henry Thomas Somerville... Son of William and Ann Marie Somerville... Has a brother, Liam... Majoring in management.



Tony Thurston

65

*R-Fr. / DL / 6-4 / 260
Louisa, Va.
Louisa*

2019 AS A REDSHIRT FRESHMAN: Played in 10 games... Had five total tackles (one solo), to go with 1.5 tackles for loss... Had a full tackle for loss against New Hampshire (Nov. 9)... Also had a half TFL against Morgan State (Sept. 14).

2018 AS A FRESHMAN: Played in three games, retaining a year of eligibility with four-game redshirt rule... CAA Football Commissioner's Academic

Honor Roll.

HIGH SCHOOL: First Team All-USA Virginia Defense as a senior... VHSL 4A State Defensive Player of the Year as a senior... 4A First Team All-State offense and defense as a senior... Central Virginia Defensive Player of the Year as a senior...

First Team All-Central Virginia defense as a senior... 4A Region Defensive Player of the Year as a senior... First Team All-Region offense and defense as a junior and senior... First Team All-804 defense as a senior... First Team All-Conference 19 offense as a junior and First Team defense as a sophomore and junior... Jefferson District Defensive Player of the Year... First Team All-District offense and defense as a junior and senior... Falcon Club Student-Athlete of the Year as a senior... Recipient of the Falcon Club Citizenship Award... Led Louisa to a 14-1 record and berth in the 4A state title game as a senior... Dual-sport athlete who was a wrestler... Finished fourth in the state at heavyweight his junior year while winning conference, district and region championships in the division... Member of the National Honor Society.

PERSONAL: Full name is Donald Anthony Thurston III... Son of Tony Jr. and Christin Thurston... Has two sisters, Dayna and Danielle... Majoring in kinesiology.

Thurston Statistics

	TACKLES	GP	Solo	Asst	Total	TFL	Yds	Sacks	Yds	INT	PD	FF	FR	BLK	QBH
2018	3	0	0	0	0	0-0	0-0	0	0	0	0	0	0	0	0
2019	10	1	4	5	15-2	0-0	0	0	0	0	0	0	0	0	0
TOTAL	13	1	4	5	15-2	0-0	0	0	0	0	0	0	0	0	0



Zaire Bethea

67

*R-Jr. / OL / 6-4 / 315
South Orange, N.J.
DePaul Catholic*

2019 AS A REDSHIRT JUNIOR: Played in all 15 games, making three starts at left tackle... Part of an offensive line that helped JMU lead the country in completion percentage (70.9%) and fourth-down percentage (87.5%), while also ranking second in both scoring (41.3) and third-down percentage (54.1%), third in both first downs (24.86) and pass efficiency (172.75), fifth in red-zone percentage (92.4%), seventh in time of possession (33:20), ninth in total offense (472.5) and 10th in rushing (248.3)... JMU produced at least 50 points four times and had an average win margin of 26.4 points per game.

2018 AS A REDSHIRT SOPHOMORE: Started all 13 games, with the first four at left tackle and the final nine at left guard... Part of an offensive line that helped JMU rank second nationally in completion percentage (67.4%) while also ranking 10th in the FCS in first downs (279), 13th on third-down conversions (45.6%) and 18th in scoring (33.9)... Dukes led CAA in third-down opportunities while also ranking second in scoring, total offense (406.9), first downs and red-zone percentage (85.5%).

2017 AS A REDSHIRT FRESHMAN: Played in all 15 games, making three starts at left guard... Part of an offensive line that helped JMU lead the CAA and rank 15th nationally in scoring (34.4)... Also ranked third in first downs (325), ninth in completion percentage (64.9), 22nd in pass efficiency (142.46 rating), 25th in rushing (194.3), and 30th in total offense (419.0)... JMU produced four games over 40 points, including a season-high 75... Ranked second nationally with a +23.3 win margin... CAA Football Commissioner's Academic Honor Roll.

2016 AS A FRESHMAN: Redshirted to retain a year of eligibility.

HIGH SCHOOL: First Team All-Passaic County as a junior and senior... First Team All-Big North United Conference as a senior and Second Team as a junior... Won three NJSIAA state championships with the Spartans... Non-Public Group 3 state champion as a senior and Group 2 state champion as a sophomore and junior... Received academic honors in the technology department at DePaul Catholic.

PERSONAL: Full name is Zaire Bethea... Son of Darwin and Kim Bethea... Has a brother, Zion, and sister, Zaria... Majoring in sport and recreation management.



Truvell Wilson

69

*R-Jr. / OL / 6-2 / 303
Richmond, Va.
Henrico (UVA-Wise)*

2019 AS A REDSHIRT JUNIOR: Started in all 15 games at left guard... Third Team All-CAA offensive lineman... Part of an offensive line that helped JMU lead the country in completion percentage (70.9%) and fourth-down percentage (87.5%), while also ranking second in both scoring (41.3) and third-down percentage (54.1%), third in both first downs (24.86) and pass efficiency (172.75), fifth in red-

zone percentage (92.4%), seventh in time of possession (33:20), ninth in total offense (472.5) and 10th in rushing (248.3)... JMU produced at least 50 points four times and had an average win margin of 26.4 points per game.

2019 JMU Players

2018 AS A REDSHIRT SOPHOMORE: Played in 11 games, primarily on special teams, and also served as a backup guard... Dean's List (Spring 2019)... CAA Football Commissioner's Academic Honor Roll.

2017 AS A SOPHOMORE: Redshirted season due to NCAA transfer rules... CAA Football Commissioner's Academic Honor Roll.

PRIOR TO JMU: Transferred to JMU after spending one season at Virginia-Wise... Started every game at left tackle, earning Honorable Mention All-Mountain East Conference honors.

HIGH SCHOOL: Second Team All-Metro as a junior and senior and Honorable Mention as a sophomore... First Team All-State as a senior and Second Team as a junior... First Team All-Region as a junior and senior... First Team All-Conference as a junior and senior... Dual-sport athlete who also wrestled and was a thrower for track & field... Graduated from Henrico with a 4.1 GPA.

PERSONAL: Full name is Truvel Marquette Wilson... Son of Vernell and Tonya Wilson... Has a brother, Myles, and sister, Tyla... Majoring in sociology.



Mac Patrick

73

Sr. / OL / 6-2 / 288
Mechanicsville, Va.
Hanover

2019 AS A SENIOR: Started all 15 games at center... HERO Sports Third Team All-American... First Team All-CAA offensive lineman... First Team All-ECAC... Part of an offensive line that helped JMU lead the country in completion percentage (70.9%) and fourth-down percentage (87.5%), while also ranking second in both scoring (41.3) and third-down

percentage (54.1%), third in both first downs (24.86) and pass efficiency (172.75), fifth in red-zone percentage (92.4%), seventh in time of possession (33:20), ninth in total offense (472.5) and 10th in rushing (248.3)... JMU produced at least 50 points four times and had an average win margin of 26.4 points per game... Honorable Mention Preseason All-CAA.

2018 AS A JUNIOR: Started all 13 games at center... Third Team All-CAA offensive lineman... VaSID Second Team All-State... Part of an offensive line that helped JMU rank second nationally in completion percentage (67.4%) while also ranking 10th in the FCS in first downs (279), 13th on third-down conversions (45.6%) and 18th in scoring (33.9)... Dukes led CAA in third-down opportunities while also ranking second in scoring, total offense (406.9), first downs and red-zone percentage (85.5%)... HERO Sports Third Team Preseason All-American.

2017 AS A SOPHOMORE: Started all 15 games at center... Part of an offensive line that helped JMU lead the CAA and rank 15th nationally in scoring (34.4)... Also ranked third in first downs (325), ninth in completion percentage (64.9), 22nd in pass efficiency (142.46 rating), 25th in rushing (194.3), and 30th in total offense (419.0)... JMU produced four games over 40 points, including a season-high 75... Ranked second nationally with a +23.3 win margin.

2016 AS A FRESHMAN: Played in eight games, which included playing the entire second half at center in the FCS semifinals at North Dakota State (Dec. 16)... Part of an offensive line that set JMU and CAA single-season records in scoring (700), rushing offense (4,125), total offense (7,612) and first downs (380)... Offense led the FCS in completion percentage (70.8%), team pass efficiency (181.69) and first downs... Also ranked second in scoring (46.7), third in total offense (507.5), fourth in third-down conversions (50%), fifth in rushing (275.0) and 10th in turnovers lost (13)... JMU produced more than 50 points in six games this season with an average win margin at 25.5 points per game... CAA Football Academic All-Conference Team.

HIGH SCHOOL: VSHL 4A First Team All-State as a senior... 4A First Team All-East Region as a junior and senior... Richmond Times-Dispatch First Team All-Metro as a senior and Second Team as a junior... First Team All-Conference 20 as a junior and senior and Second Team as a sophomore... Helped Hanover to the regional championship game as a senior and the second round of the playoffs as a sophomore and junior... Dual-sport athlete who also played basketball.

PERSONAL: Full name is Mac David Patrick... Son of David Patrick and Phyllis Carpenter... Has a brother, Tabb... Majoring in public policy and administration.



Sammy Junco

75

R-Fr. / OL / 6-2 / 296
Vienna, Va.
James Madison (VMI)

2019 AS A REDSHIRT FRESHMAN: Redshirted due to NCAA transfer rules.

PRIOR TO JMU: Transferred to JMU after spending one season at VMI where he did not see any action.

HIGH SCHOOL: VSHL 6A Honorable Mention All-State as a senior... First Team All-Region as a senior... First Team All-Northern Virginia as a senior... All-Concord Conference selection as a junior and senior... Helped JMHS to 6A region title game as a junior and second round of playoffs as a senior... Graduated with an advanced studies diploma.

PERSONAL: Full name is Samuel Khan Junco... Son of Carl and Asma Junco... Has a sister, Madeleine... His mother played field hockey at Buffalo... His uncle was a track athlete at Canisius... His immediate family has five lawyers... Majoring in kinesiology.



Henry Schroeder

70

R-Fr. / OL / 6-4 / 278
Richmond, Va.
St. Christopher's


2019 AS A REDSHIRT FRESHMAN: Has yet to see action.

2018 AS A FRESHMAN: Redshirted to retain a year of eligibility.

HIGH SCHOOL: VISAA Division I First Team All-State as a junior and senior... First Team All-Metro as a senior and Second Team as a junior... First Team All-Prep as a junior and senior and Second

Team as a sophomore... Helped St. Christopher's to a 7-3 record and the Division I state semifinals as a senior... Dual-sport athlete who was also Second Team All-Metro in track.

PERSONAL: Full name is Louis Henry Schroeder... Son of Cliff and Alice Schroeder... Has two brothers, Harrison and Mason... Majoring in communication studies.



Luke Warner

71

R-Fr. / DL / 6-2 / 258
Charlotte, N.C.
Charlotte Christian

2019 AS A REDSHIRT FRESHMAN: Has yet to see action.

2018 AS A FRESHMAN: Redshirted to retain a year of eligibility.

HIGH SCHOOL: Three-year starter at Charlotte Christian... Second Team All-Conference as a senior... Part of two state championship teams (2014, 2017)... Also helped team reach the state title

game in 2016... Dual-sport athlete who also ranked fourth in the state at the 285 weight class in wrestling... Recipient of the Charlotte Christian Lifer award.

PERSONAL: Full name is Lucas Charles Warner... Son of John and KC Warner... Has a brother, Mitchell, and a sister, Abby... His brother played basketball at Charlotte (2012-16)... Majoring in marketing.



Will Clevinger

72

R-So. / OL / 6-4 / 289
Richmond, Va.
Patrick Henry

2019 AS A REDSHIRT SOPHOMORE: Has yet to see action.

2018 AS A REDSHIRT FRESHMAN: Played in all 13 games, primarily on special teams with the field goal and PAT units.

2017 AS A FRESHMAN: Redshirted to retain a year of eligibility.

HIGH SCHOOL: All-Conference as a senior... Helped Patrick Henry reach the second round of the VSHL 5A state playoffs as a senior and a first-round appearance as a junior... Received Offensive Lineman of the Year award from PH coaches... Played in Big River Rivalry game.

PERSONAL: Full name is William Carter Clevinger... Son of John and Cassie Clevinger... Has a sister, Calli... His father played football at East Carolina... Majoring in management.

2019 JMU Players



Jake Glavin

76

*R-So. / OL / 6-2 / 300
Chester Springs, Pa.
Malvern Prep*

2019 AS A REDSHIRT SOPHOMORE: Played in eight games.

2018 AS A REDSHIRT FRESHMAN: Played in all 13 games, primarily on special teams... CAA Football Commissioner's Academic Honor Roll.

2017 AS A FRESHMAN: Redshirted to retain a year of eligibility.

HIGH SCHOOL: Four-year letter winner at Malvern Prep... PFN 5A Second Team All-State as a senior... All-Southeastern PA selection as a junior and senior... First Team All-Main Line as a junior and senior... First Team All-Inter-Academic League as a sophomore, junior and senior... All-City as a junior and senior... First Team All-District as a sophomore and Honorable Mention as a freshman... Helped team to conference championships in 2014 and 2016... Dual-sport athlete who was a member of the Malvern state champion baseball team... Member of the National Honor Society and National Arts Honors Society.

PERSONAL: Full name is Jake Michael Glavin... Son of Michael and Stephanie Glavin... Has a brother, Luke... Father played football and Franklin & Marshall... Mother played basketball at Mansfield... Brother is a pitcher at Lehigh... Majoring in management.



Liam Fornadel

77

*R-So. / OL / 6-5 / 308
Chester Springs, Pa.
Malvern Prep*

2019 AS A JUNIOR: Started in all 15 games at right tackle... AFCA First Team All-American... STATS FCS First Team All-American... HERO Sports First Team All-American... Associated Press Second Team All-American... First Team All-CAA offensive lineman... Touchdown Club of Richmond Division I Offensive Lineman of the Year... First Team All-

ECAC... Part of an offensive line that helped JMU lead the country in completion percentage (70.9%) and fourth-down percentage (87.5%), while also ranking second in both scoring (41.3) and third-down percentage (54.1%), third in both first downs (24.86) and pass efficiency (172.75), fifth in red-zone percentage (92.4%), seventh in time of possession (33:20), ninth in total offense (472.5) and 10th in rushing (248.3)... JMU produced at least 50 points four times and had an average win margin of 26.4 points per game... STATS FCS Preseason Second Team All-American... HERO Sports Preseason Third Team All-American... Preseason All-CAA.

2018 AS A SOPHOMORE: Started all 13 games at right tackle... HERO Sports FCS First Team Sophomore All-American... Second Team All-CAA offensive lineman... VaSID First Team All-State... Part of an offensive line that helped JMU rank second nationally in completion percentage (67.4%) while also ranking 10th in the FCS in first downs (279), 13th on third-down conversions (45.6%) and 18th in scoring (33.9)... Dukes led CAA in third-down opportunities while also ranking second in scoring, total offense (406.9), first downs and red-zone percentage (85.5%)... JMU's Offensive Lineman of the Year.

2017 AS A FRESHMAN: Played in all 15 games, making two starts at right guard... JMU Rookie of the Year... Part of an offensive line that helped JMU lead the CAA and rank 15th nationally in scoring (34.4)... Also ranked third in first downs (325), ninth in completion percentage (64.9), 22nd in pass efficiency (142.46 rating), 25th in rushing (194.3), and 30th in total offense (419.0)... JMU produced four games over 40 points, including a season-high 75... Ranked second nationally with a +23.3 win margin... Made first two career starts in FCS semifinal against South Dakota State (Dec. 16) and in NCAA Division I Championship game versus North Dakota State (Jan. 6).

HIGH SCHOOL: USA Today Second Team ALL-USA New Jersey as a senior... NJ.com First Team All-Non Public Football Team as a senior... Second Team All-NJSFC United Division as a senior... Part of Don Bosco's NJSIAA Non-Public Group 4 state championship in 2015... Helped Don Bosco to Group 4 semifinals in 2014 and 2016... Participated in the 2016 Nike Football N.J. Opening Regional.

PERSONAL: Full name is Liam Paul Fornadel... Majoring in finance.



Raymond Gillespie

79

*R-Jr. / OL / 6-6 / 275
Mechanicsville, Va.
Atlee*

2019 AS A REDSHIRT JUNIOR: Played in all 15 games, making 12 starts at left tackle... Part of an offensive line that helped JMU lead the country in completion percentage (70.9%) and fourth-down percentage (87.5%), while also ranking second in both scoring (41.3) and third-down percentage (54.1%), third in both first downs (24.86) and pass efficiency (172.75), fifth in red-zone percentage (92.4%), seventh in time of possession (33:20), ninth in total offense (472.5) and 10th in rushing (248.3)... JMU produced at least 50 points four times and had an average win margin of 26.4 points per game.

2018 AS A REDSHIRT SOPHOMORE: Played in 12 games, making nine starts at left tackle... Part of an offensive line that helped JMU rank second nationally in completion percentage (67.4%) while also ranking 10th in the FCS in first downs (279), 13th on third-down conversions (45.6%) and 18th in scoring (33.9)... Dukes led CAA in third-down opportunities while also ranking second in scoring, total offense (406.9), first downs and red-zone percentage (85.5%).

2017 AS A REDSHIRT FRESHMAN: Played in 12 games, primarily on special teams.

2016 AS A FRESHMAN: Redshirted to retain a year of eligibility.

HIGH SCHOOL: Second Team All-Region as a senior... First Team All-Conference 16 as a senior... Helped Atlee to a 7-5 record and to the second round of the 2015 VHSL playoffs... Dual-sport athlete who also played lacrosse.

PERSONAL: Full name is Raymond Scott Gillespie Jr.... Son of Scott and Linda Gillespie... Has three sisters, Lisa, Trisha and Megan... Majoring in sport and recreation management.



Nick Carlton

81

*R-Jr. / TE / 6-3 / 240
Alpharetta, Ga.
Alpharetta*

2019 AS A REDSHIRT JUNIOR: Played in 13 games, primarily on special teams... Had one catch for five yards against Morgan State (Sept. 14).

2018 AS A JUNIOR: Played in three games, retaining a year of eligibility with new four-game redshirt rule... Had one reception for 14 yards against Robert Morris (Sept. 13).

2017 AS A SOPHOMORE: Played in six games, making four starts at tight end, before an injury sidelined him for the rest of the season... Had six receptions for 63 yards and a touchdown... In first career start, had three catches for 38 yards and his first career touchdown at ECU (Sept. 2)... Also had two receptions for 23 yards against Norfolk State (Sept. 16).

2016 AS A FRESHMAN: Played in eight games, primarily on special teams... Had two receptions for 41 yards against Elon (Nov. 19), which included a career-long 28-yard reception.

HIGH SCHOOL: GHSA 6A Honorable Mention All-Region as a senior... Helped Alpharetta to 6A regional championship as a junior... Reached the second round of the Georgia 6A state playoffs as a junior and senior... Selected to Chamber Bowl All-Star Game... Also played in the Senior Bowl... Recipient of the Real AJ Foundation Senior Award and Alpharetta High School Offensive Coaches Award... Dual-sport athlete who also played basketball.

PERSONAL: Full name is Keaun Nicholas Carlton... Son of Kea and Terri Carlton... Has a sister, Keauna... Majoring in public policy and administration.

Carlton Statistics

RECEIVING	GP	Rec	Yds	TD	Lg	Rec/G	Avg/C	Avg/G
2016	8	2	41	0	28	0.3	20.5	5.1
2017	6	6	63	1	17	1.0	10.5	10.5
2018	3	1	14	0	14	0.3	14.0	4.7
2019	13	1	5	0	5	0.1	5.0	0.4
TOTAL	30	10	123	1	28	0.3	12.3	4.1

2019 JMU Players



Josh Sims

83

*R-So. / WR / 5-10 / 155
Covington, Ga.
Eastside*

2019 AS A REDSHIRT SOPHOMORE: Played in 10 games.

2018 AS A REDSHIRT FRESHMAN: Played in 11 games, making six starts at wide receiver... Had 15 receptions for 103 yards... Season highs of four catches for 32 yards in season opener at NC State (Sept. 1)... Made three receptions for 27 yards at

Richmond (Sept. 29), which included season-long 18-yard catch... Also had three grabs at New Hampshire (Nov. 3) and two versus Elon (Oct. 6).

2017 AS A FRESHMAN: Redshirted to retain a year of eligibility.

HIGH SCHOOL: Four-year letter winner at Eastside... 4A First Team All-Region as a junior and senior and Second Team as a sophomore... First Team All-County as a junior and senior and Second Team as a sophomore... Preseason All-State selection as a senior... Helped the Eagles to second round of the 4A playoffs in 2014 and first round in 2016... Dual-sport athlete who was an All-Region baseball player... Honor roll student.

PERSONAL: Full name is Joshua Deshawn Sims... Son of Bobby and Jacquelyn Sims... Has a sister, Shawna... His uncle, Allen Sims, played basketball at Georgia Southern... His uncle, Timothy Reed, played football at Savannah State... Majoring in health sciences.

Sims Statistics

RECEIVING	GP	Rec	Yds	TD	Lg	Rec/G	Avg/C	Avg/G
2018	11	15	103	0	18	1.4	6.9	9.4
2019	10	0	0	0	0	0.0	0.0	0.0
TOTAL	21	15	103	0	18	0.7	6.9	4.9



Jack Hannah

85

*Fr. / WR / 6-0 / 168
Manlius, N.Y.
Fayetteville-Manlius*

2019 AS A FRESHMAN: Joined program after a walk-on tryout... Has yet to see any action.

HIGH SCHOOL: First Team All-League as a senior.

PERSONAL: Full name is Jack Maroun Hannah... Son of Curt and Samara Hannah... Has a brother, Curtis, and two sisters, Christina and Emily... His father played football at West Virginia-Wesleyan... Majoring in marketing.



Hunter Bullock

86

*Fr. / TE / 6-3 / 243
Gaffney, S.C.
Gaffney*

2019 AS A FRESHMAN: Has yet to see action.

HIGH SCHOOL: SCHSL 5A All-Region 2 as a senior... Selected to South Carolina North-South Senior All-Star Game... Helped Gaffney to 11-2 record and quarterfinal round of 5A playoffs in 2018... Also helped team to nine wins in 2017, reaching 5A quarterfinals... Dual-sport athlete who also played basketball.

PERSONAL: Full name is Hunter Michael Bullock... Son of Michael and Beth Bullock... Has a brother, Landon, and sister, Maddie... Majoring in health sciences.



Dylan Stapleton

84

*Sr. / TE / 6-5 / 242
Indiana, Pa.
Indiana (Slippery Rock)*

2019 AS A SENIOR: Started all 15 games at tight end... Second Team All-CAA tight end... Had 29 receptions for 360 yards and one touchdown... Season-best four catches for 54 yards at William & Mary (Oct. 19)... Scored touchdown against New Hampshire (Nov. 9)... Also had four catches for 48 yards in FCS Quarterfinals versus Northern Iowa (Dec. 31) and four grabs for 31 yards in FCS

Semifinals against Weber State (Dec. 21)... Tallied at least three catches in six games.

2018 AS A JUNIOR: Played in all 13 games, making eight starts at tight end... Had 19 receptions for 182 yards and a touchdown... Season highs of four catches for 52 yards in FCS Second Round at Colgate (Dec. 1)... Three receptions for 20 yards and a touchdown against William & Mary (Sept. 22)... Also had three catches in FCS First Round against Delaware (Nov. 24)... Tallied two or more receptions in seven games.

PRIOR TO JMU: Transferred to JMU after spending two seasons at Division II's Slippery Rock... Played in 21 career games, making one start... Had 26 receptions for 301 yards and a score in sophomore season... Ranked third on the team in receptions and fourth in yards... Career bests of eight catches for 89 yards against Edinboro... Had one catch for nine yards as a true freshman.

HIGH SCHOOL: Three-time all-conference honoree both at wide receiver and defensive back at Indiana HS... Dual-sport athlete who was also an all-conference athlete in basketball and lacrosse as a junior and senior... Honor Roll student.

PERSONAL: Full name is Dylan Walter Stapleton... Son of Jim and Claudia Stapleton... Has three brothers, Kevin, Derek and Riley... Brother Riley is a wide receiver for JMU... Brother Kevin played basketball at Juniata College... Majoring in communication studies.

Stapleton Statistics

RECEIVING	GP	Rec	Yds	TD	Lg	Rec/G	Avg/C	Avg/G
2018	13	19	182	1	31	1.5	9.6	14.0
2019	15	29	360	1	39	1.9	12.4	24.0
TOTAL	28	48	542	2	39	1.7	11.3	19.4



Daniel Adu

88

*R-So. / WR / 6-2 / 180
Springfield, Va.
West Springfield*

2019 AS A REDSHIRT SOPHOMORE: Played in all 15 games, primarily on special teams... Had three receptions for 29 yards... Career-long 23-yard catch against New Hampshire (Nov. 9)... Also had a reception against both Saint Francis (Sept. 7) and Morgan State (Sept. 14).

2018 AS A REDSHIRT FRESHMAN: Played in eight games... Had one reception at Richmond (Sept. 29).

2017 AS A FRESHMAN: Redshirted to retain a year of eligibility.

HIGH SCHOOL: Three-year starter at West Springfield High school... Washington Post Honorable Mention All-Metro as a senior... All-Conference 7 wide receiver as a junior and senior... Had 74 receptions for 1258 yards and 13 touchdowns as a senior... Caught 48 passes for 889 yards and 9 touchdowns as a junior... In first year as a starter, tallied 32 catches for 424 yards and one score as a sophomore... Dual-sport athlete who was an All-American track athlete... Set school records in the 100, 200, 300, 4x100 relay, 4x200 relay and 4x400 relay.

PERSONAL: Full name is Daniel Kwaku Adu... Son of Emmanuel Amo-Adu and Christina Adu... Has a brother, Bennett, and two sisters, Olivia and Leslie... Majoring in sociology.

Adu Statistics

RECEIVING	GP	Rec	Yds	TD	Lg	Rec/G	Avg/C	Avg/G
2018	8	1	4	0	4	0.1	4.0	0.5
2019	15	3	29	0	23	0.2	9.7	1.9
TOTAL	23	4	33	0	23	0.2	8.3	1.4

2019 JMU Players



Jake Brown

89

*R-Jr. / WR / 6-0 / 186
Richmond, Va.
Trinity Episcopal*

2019 AS A REDSHIRT JUNIOR: Played in all 15 games, making 14 starts at slot receiver... Had 28 receptions for 298 yards and two touchdowns... Season-high four receptions in three games... Had four catches for 52 yards and a touchdown with a season-long catch of 45 yards against Saint Francis (Sept. 7)... Had four grabs for 48 yards against New Hampshire (Nov. 9) and four catches for 38 yards and a score in FCS Second Round against Monmouth (Dec. 7)... Season-high 53 yards on three catches at Elon (Sept. 28)... Had at least three receptions in six games... Had seven catches of at least 20 yards.

2018 AS A REDSHIRT SOPHOMORE: Played in 11 games, making five starts at wide receiver... Had 38 receptions for 455 yards and two touchdowns... Made two catches for a career-high 91 yards and first career touchdown at Richmond (Sept. 29)... First score came on career-long 71-yard catch... Career-high eight receptions for 72 yards at Villanova (Oct. 13)... Had six catches for 41 yards at Towson (Nov. 17)... Five receptions for 43 yards and a touchdown in FCS First Round against Delaware (Nov. 24)... Had four receptions in three separate games, including 62 receiving yards in FCS Second Round at Colgate (Dec. 1) and 55 yards against Rhode Island (Nov. 10)... Made first two career catches against Robert Morris (Sept. 13)... Two or more grabs in nine outings... John David Kraus Memorial Award recipient.

2016 AS A REDSHIRT FRESHMAN: Played in two games.

2017 AS A FRESHMAN: Redshirted to retain a year of eligibility.

HIGH SCHOOL: VISAA Division II First Team All-State as a senior and Second Team as a junior... Richmond Times-Dispatch Second Team All-Metro as a senior... Led Richmond metro area as a senior in receiving yards and broke Trinity Episcopal's single-season receiving yards record (1,200)... Participant in the 804 All-Star Game as a senior... Led the Titans to back-to-back state championships as a junior and senior... Tri-sport athlete who also played basketball and ran track... Part of Trinity Episcopal's school-record and state runner-up 4x100 relay team.

PERSONAL: Full name is Jake Harper Brown... Son of James and Kim Brown... Has a brother, James, and two sisters, Jamia and Makenzie... Majoring in management.

Brown Statistics

RECEIVING	GP	Rec	Yds	TD	Lg	Rec/G	Avg/C	Avg/G
2017	2	0	0	0	0	0.0	0.0	0.0
2018	11	38	455	2	71	3.5	12.0	41.4
2019	15	28	298	2	45	1.9	10.6	19.9
TOTAL	28	66	753	4	71	2.4	11.4	26.9



Drew Painter

90

*So. / TE / 6-3 / 243
Hershey, Pa.
Hershey*

2019 AS A SOPHOMORE: Played in all 15 games, making one start at tight end... Had four receptions for 57 yards and a touchdown... Season-long, 26-yard reception against New Hampshire (Nov. 9)... Scored first career touchdown on 11-yard catch in FCS Second Round against Monmouth (Dec. 7)... Had first career grab on an 11-yarder against Saint Francis (Sept. 7)... Transitioned from defensive line to tight end during Spring 2019 drills.

2018 AS A FRESHMAN: Played in all 13 games, primarily on special teams... Had two solo tackles against William & Mary (Sept. 22)... Made first career interception against Robert Morris (Sept. 13)... CAA Football Commissioner's Academic Honor Roll.

HIGH SCHOOL: First Team All-Mid-Penn Keystone Conference tight end as a senior and Second Team defensive end as a junior... Four-year varsity starter... Started both ways in every game as a junior, tallying 34 receptions for 414 receiving yards and two touchdowns, to go with 5.5 sacks on defense... Dual-sport athlete who also played basketball... Started all but one game at tight end as a junior.

PERSONAL: Full name is Drew Murray Painter... Son of Mark and Barrie Lynn Painter... Has two brothers, Dylan and Daniel... His father played football at Millersville... His older brother, Dylan, plays basketball at Villanova... Majoring in kinesiology.

Painter Statistics

RECEIVING	GP	Rec	Yds	TD	Lg	Rec/G	Avg/C	Avg/G
2018	13	0	0	0	0	0.0	0.0	0.0
2019	15	4	57	1	26	0.3	14.3	3.8
TOTAL	28	4	57	1	26	0.1	14.3	2.0



Ethan Ratke

91

*R-Jr. / PK / 5-10 / 185
Mechanicsville, Va.
Atlee*

JMU CAREER RECORDS FOR FIELD GOALS (56) AND SCORING (311)

2019 AS A REDSHIRT JUNIOR: Started all 15 games at place kicker... Associated Press Third Team All-American... HERO Sports Third Team All-American... First Team All-CAA place kicker... First Team All-ECAC... Set JMU single-season records for field goals (25) and scoring (152)... Was 77-for-78 on point after attempts and 25-for-31 on field goal attempts... Ranked sixth nationally and led CAA in field goals per game (1.67) and scoring (10.1) while also ranking 15th in the FCS and third in the league in field goal percentage (80.6%)... Broke JMU's career field goals record on a 44-yarder at Elon (Sept. 28)... Became JMU's all-time scoring leader at Rhode Island (Nov. 23)... Had three games with three field goals, making all three attempts against Saint Francis (Sept. 7), at Chattanooga (Sept. 21) and in FCS Semifinals against Weber State (Dec. 21)... Had eight games with two or more made field goals... Tied season-long field goal with another 44-yarder at Chattanooga... Season-best 14 points against Saint Francis (5 PAT, 3 FG)... Also had 13 points at Chattanooga (4 PAT, 3 FG) and at Rhode Island (7 PAT, 2 FG)... Talled at least 12 points in seven games.

2018 AS A SOPHOMORE: Played in nine games, serving as the team's primary place kicker... Third Team All-CAA... VaSID First Team All-State... Set previous JMU single-season record with 17 made field goals... Was 35-for-35 on point after attempts and 17-for-19 on field goal attempts... Led CAA in scoring (9.6), field goals per game (1.89), field goal percentage (89.5%), PAT kicking percentage (100%) and second in total field goals... Converted a single-game JMU-record four field goals against Elon (Oct. 6)... Made three field goals at Villanova (Oct. 13) and against William & Mary (Sept. 22)... Also hit two field goals at NC State (Sept. 1) and in FCS Second Round at Colgate (Dec. 1)... Career-high 10 extra points against Robert Morris (Sept. 13)... Talled a career-best 15 points on three field goals and six extra points against W&M.

2017 AS A REDSHIRT FRESHMAN: Played in 11 games, serving as the team's primary place kicker and kickoff specialist since midseason... VaSID Second Team All-State... Was 31-for-33 on point after attempts and 14-for-18 on field goal attempts... Also had 56 kickoffs for 3,389 yards, averaging 60.5 per kick... Ranked second in the CAA in made field goals and fourth in field-goal percentage (77.8%)... Tied for fourth in JMU single-season history in made field goals... Tied previous program record with three field goals in FCS Quarterfinals against Weber State (Dec. 8), which included a career-long and JMU postseason-record 46-yard field goal as time expired... Made two field goals at William & Mary (Oct. 21), against Richmond (Nov. 11), in the FCS Second Round against Stony Brook (Dec. 2) and in the NCAA Division I Championship game against North Dakota State (Jan. 6)... Made three 40+ yard field goals... Converted six PATs in FCS Semifinals against South Dakota State (Dec. 16) and five at Rhode Island (Nov. 4).

2016 AS A FRESHMAN: Redshirted to retain a year of eligibility... CAA Football Academic All-Conference Team.

HIGH SCHOOL: VHSL 5A First Team All-State as a junior and senior... VHSL 5A First Team All-North Region as a junior and senior... Richmond Times-Dispatch First Team All-Metro as a junior and senior... First Team All-Conference 16 as a junior and senior... Helped Atlee to the second round of the VHSL playoffs as a senior... Led team in scoring with 83 points as a senior and had 75 points as a junior... Converted 113 of 116 PATs combined in his junior and senior seasons... Made 15 of 19 field goals his junior and senior seasons... Dual-sport athlete who was a four-year starter for the Atlee soccer team... All-Conference 16 selection as a junior... Member of the Beta Club, Interfaith Brotherhood and Sisterhood Youth.

PERSONAL: Full name is Ethan Robert Ratke... Son of Raymond and Amy Byrne Ratke... Has a brother, Evan... His father played college football... Majoring in psychology.

Ratke Statistics

SCORING	G	TD	Rush	Rcv	Retn	PAT	2PAT	FG	Total	Avg/G
2017	11	0	0	0	0	31	0	14	73	6.6
2018	9	0	0	0	0	35	0	17	86	9.6
2019	15	0	0	0	0	77	0	25	152	10.1
TOTAL	35	0	0	0	0	143	0	56	311	8.9
FIELD GOALS	G	Made	Att	Lg	Pct					
2017	11	14	18	46	77.8					
2018	9	17	19	39	89.5					
2019	15	25	31	44	80.7					
TOTAL	35	56	68	46	82.4					

2019 JMU Players



Semaj Sorhaindo

91

R-So. / DL / 6-2 / 283
Fredericksburg, Va.
Courtland

2019 AS A REDSHIRT SOPHOMORE: Played in two games.

2018 AS A REDSHIRT FRESHMAN: Did not see any action.

2017 AS A FRESHMAN: Redshirted to retain a year of eligibility.

HIGH SCHOOL: Played on the defensive line at Courtland High School... Had a game-winning pick-six against King George as a senior... Dual-sport athlete who also competed for the Courtland track & field team... Honors graduate from Courtland.

PERSONAL: Full name is Semaj Dominique Sorhaindo... Son of Martin Sorhaindo and Debrea Knowles... Has a brother, Dwayne, and sister, Hope... Majoring in kinesiology.



Mike Greene

92

Jr. / DL / 6-2 / 285
Highland Springs, Va.
Highland Springs

2019 AS A JUNIOR: Started in all 15 games at defensive tackle... Third Team All-CAA defensive lineman... Had 52 total tackles (22 solo), to go with 11.0 tackles for loss, 7.5 sacks, one forced fumble and five quarterback hurries... Ranked first in the CAA among interior lineman in sacks and second in tackles for loss... Tied career-high with nine

tackles, to go with 2.0 TFL, a sack and forced fumble at Stony Brook (Oct. 5)... Had five tackles and a career-high two sacks against Towson (Oct. 26)... Had 1.5 sacks at William & Mary (Oct. 19)... Also had sacks against Morgan State (Sept. 14), at Elon (Sept. 28) and in FCS Quarterfinals versus Northern Iowa (Dec. 13)... Had six tackles against New Hampshire (Nov. 9)... Had at least 1.0 TFL in seven games... Tallied three or more tackles in 11 outings.

2018 AS A SOPHOMORE: Started all 13 games on the defensive line... Had 41 total tackles (13 solo), to go with 5.5 tackles for loss, 2.5 sacks, one forced fumble, one fumble recovery and a quarterback hurry... Career-high nine tackles with 1.5 for loss and a forced fumble in FCS Second Round at Colgate (Dec. 1)... Had five tackles, including a career high 2.5 tackles for loss and a sack at Villanova (Oct. 13)... Also made five stops against Rhode Island (Nov. 10)... First career sack at Richmond (Sept. 29)... Recovered a fumble in first career start at NC State (Sept. 1)... Three or more tackles in seven outings... CAA Football Commissioner's Academic Honor Roll (Spring 2019).

2017 AS A FRESHMAN: Played in nine games... Had two total tackles, to go with a quarterback hurry... Tallied first two career tackles at Elon (Nov. 18).

HIGH SCHOOL: VHSL 5A First Team All-State as a junior... 5A First Team All-Region as a junior... Second Team All-Metro as a junior and Honorable Mention as a senior... First Team All-Conference 12 defensive lineman as a senior and Second Team as a junior... First Team All-Conference offensive lineman as a junior and Second Team as a senior... Part of Highland Spring's back-to-back VHSL 5A state championships as a junior and senior... Honor roll student... Member of National Honor Society.

PERSONAL: Full name is Michael Gerard Greene II... Son of Michael and Hope Greene... Has two brothers, Malcolm and Miles, and a sister, Madison... Majoring in health services administration.

Greene Statistics

TACKLES	GP	Solo	Asst	Total	TFL-Yds	Sacks-Yds	INT	PD	FF	FR	BLK	QBH
2017	9	0	2	2	0-0	0-0	0	0	0	0	0	1
2018	13	13	28	41	5.5-26	2.5-20	0	0	1	1	0	1
2019	15	22	30	52	11.0-65	7.5-60	0	0	1	0	0	5
TOTAL	37	35	60	95	16.5-91	10.0-80	0	0	2	1	0	7



Drake Tomasi

93

R-Fr. / DL / 6-3 / 230
McGaheysville, Va.
Spotswood

2019 AS A REDSHIRT FRESHMAN: Has yet to see any action.

2018 AS A FRESHMAN: Redshirted to retain a year of eligibility... President's List (Fall 2018)... Dean's List (Spring 2019)... CAA Football Commissioner's Academic Honor Roll.

HIGH SCHOOL: VSHL 3A First Team All-State tight end as a senior... Second Team All-State defensive end as a junior and senior... First Team All-Region tight end as a senior and Second Team as a junior... First Team All-Region defensive end as a junior and senior... Conference Defensive Player of the Year as a junior... First Team All-Conference tight end and defensive end as a junior and senior and Second Team defensive end as a sophomore... District Defensive Player of the Year as a junior and senior... First Team All-District tight end as senior and Second Team as a junior... First Team All-District defensive end as a junior and senior... Helped Spotswood to second round of 3A playoffs in 2016 and 2017... Dual-sport athlete who also played basketball... Finished 10th in senior class... Received Medallion Award for three years... National Honor Society... Math Honor Society... Latin Honor Society President.

PERSONAL: Full name is Drake Alexander Tomasi... Son of Steve and Melanie Tomasi... Has a sister, Meghan... Majoring in health sciences.



Sean Johns

94

Fr. / DL / 6-2 / 253
Leesburg, Va.
Gonzaga College

2019 AS A FRESHMAN: Has yet to see any action.

HIGH SCHOOL: Washington Post Honorable Mention All-Metro as a senior... First Team All-Washington Catholic Athletic Conference as a senior... Part of Gonzaga's 2018 WCAC championship team, going 9-3 as a senior.

PERSONAL: Full name is Sean William Johns... Son of Gregg Johns... Has two brothers, Mitchell and Nick... His father played football at Penn State... His brother Mitchell is a linebacker at Navy... His brother Nick was a quarterback at Virginia before transferring to Akron, where he's played both quarterback and tight end... Majoring in finance.



Adeeb Atariwa

95

R-Jr. / DL / 6-4 / 277
Sterling, Va.
Dominion

2019 AS A REDSHIRT JUNIOR: Played in all 15 games, making 14 starts at nose guard... Had 46 total tackles (20 solo), to go with 12.0 tackles for loss, 1.5 sacks, one forced fumble, one fumble recovery, one quarterback hurry, a pass breakup and blocked kick... Had five tackles and a sack against Morgan State (Sept. 14)... Made five tackles and a tackle for loss at Elon (Sept. 28)...

Had 1.5 TFL against Saint Francis (Sept. 7), versus New Hampshire (Nov. 9) and in FCS Semifinals against Weber State (Dec. 21)... Also had a blocked kick in semifinal win... Had four tackles and a forced fumble at Rhode Island (Nov. 23)... Added three stops and a fumble recovery in FCS Quarterfinals against Northern Iowa (Dec. 13)... Tallied three or more tackles in 11 games.

2018 AS A REDSHIRT SOPHOMORE: Played in 11 games, making eight starts on the defensive line... Had 31 total tackles (8 solo), to go with 3.5 tackles for loss, 1.5 sacks and a quarterback hurry... Career-high 11 tackles with a half sack in FCS Second Round at Colgate (Dec. 1)... Had five tackles against Robert Morris (Sept. 13)... Career highs of four solo stops, 2.0 tackles for loss and a sack at Villanova (Oct. 13)... Added a tackle for loss against William & Mary (Sept. 22)... Three or more tackles in four outings.

2017 AS A REDSHIRT FRESHMAN: Played in 13 games, primarily on special teams... Had four total tackles (2 solo)... Had first career tackle against ETSU (Sept. 9)... Also had a solo stop at Rhode Island (Nov. 4)... CAA Football Commissioner's Academic Honor Roll.

2019 JMU Players

2016 AS A FRESHMAN: Redshirted to retain a year of eligibility.

HIGH SCHOOL: VHSL 4A Second Team All-State defensive lineman as a junior and senior... 4A West First Team All-Region as a junior and senior... Conference 21 Defensive Player of the Year as a senior... First Team All-Conference 21 as a junior and senior... Viva Loudoun All-Loudoun Team as a senior... Helped Titans to 2014 4A playoffs... Played on both the offensive and defensive lines at Dominion... Dual-sport athlete who also wrestled, winning the 2015 4A state championship at the 285 pound weight class.

PERSONAL: Full name is Adeeb Justin Atariwa... Son of Rabiou and Christine Atariwa... Has a brother, Yazeed, and a sister, Brook... His brother, Yazeed, played on the offensive line at Toledo... Majoring in economics.

Atariwa Statistics

TACKLES	GP	Solo	Asst	Total	TFL-Yds	Sacks-Yds	INT	PD	FF	FR	BLK	QBH
2017	12	2	2	4	0-0	0-0	0	0	0	0	0	0
2018	11	8	23	31	3.5-13	1.5-10	0	0	0	0	0	1
2019	15	20	26	46	12.0-32	1.5-10	0	1	1	1	1	1
TOTAL	38	30	51	81	15.5-45	3.0-20	0	1	1	1	1	2



Carlo Jones

96

Fr. / DL / 6-3 / 242
Riverdale, Md.
Avalon

2019 AS A FRESHMAN: Played in three games.

HIGH SCHOOL: High School: Four-year starter on the defensive line... Named Avalon's team MVP as a senior... Led team in sacks as a senior and forced fumbles both as a junior and senior... Honor roll student.

PERSONAL: Full name is Carlo Enrico Jones... Son of Anthony Jones... Has two brothers, Salvatore and Gilberto... Majoring in engineering.



Harry O'Kelly

98

Jr. / P / 6-1 / 185
Wynnum, Queensland, Australia
Iona College

2019 AS A JUNIOR: Started 14 games at punter... Did not play in the FCS Second Round against Monmouth (Dec. 7) with JMU not having to punt once... Had 46 punts for 1,774 yards, averaging 38.6 yards per punt... Had 21 punts inside the 20 and three over 50 yards with only two touchbacks... Season-long 60-yard punt at Elon (Sept. 28),

averaging a single-game, career-best 51.7 yards per punt... Also had a 52-yard punt in Elon game and a 51-yarder in season opener at West Virginia (Aug. 31)... Tied career high with four punts inside the 20 at William & Mary (Oct. 19) and in FCS Quarterfinals against Northern Iowa (Dec. 13)... FCS Punter of the Year Preseason Watch List.

2018 AS A SOPHOMORE: Played in all 13 games, serving as team's primary punter... Second Team All-CAA punter... Had 50 punts for 1,934 yards, averaging 38.7 yards per punt... Had 24 punts inside the 20 and six over 50 yards with only two touchbacks... Had two punts over 50 yards against Elon (Oct. 6), including a season-long 58-yard boot... Also kicked a 56-yard punt against Rhode Island (Nov. 10) and at Towson (Nov. 17)... Season-best 43 yards per punt in Elon game and averaged over 40 yards a punt in three games with at least three punts... Had four punts inside the 20 at Towson and in FCS First Round against Delaware (Nov. 24)... Converted a fake punt for a first down on a seven-yard carry at New Hampshire (Nov. 3)... CAA Football Commissioner's Academic Honor Roll.

2017 AS A FRESHMAN: Played in 15 games, serving as team's primary punter... HERO Sports FCS Freshman All-American... Second Team All-CAA Punter... VaSID Second Team All-State... Challace McMillin Special Teams MVP... Had 63 punts for 2,600 yards, averaging 41.3 yards per punt... Had 25 punts inside the 20 and six over 50 yards with only five touchbacks... Ranked second in the CAA in punting average... Booted a career-long 66-yard punt in FCS Semifinals against South Dakota State (Dec. 16)... Punted a 63 yarder against Maine (Sept. 23)...

Had two punts over 50 yards at Delaware (Sept. 30), including a game-best 53 yarder... Averaged a single-game best 44.7 yards per punt in FCS semifinal win... Also averaged 43.5 per punt at Delaware... Averaged better than 41.0 yards per punt in five games in which he punted at least three times... Also converted three fake punts for first downs, rushing three times for 63 yards, including a 30-yard run against New Hampshire (Oct. 28)... Faked a punt for a 24-yard rush late in the fourth quarter of the NCAA Division I Championship game versus North Dakota State (Jan. 6)... Also ran nine yards for a first down at Delaware (Sept. 30)... CAA Football Commissioner's Academic Honor Roll.

HIGH SCHOOL: Played club Australian football for Morningside before training with punting coach Nathan Chapman at Prokick Australia... Dual-sport athlete who was a team captain for his basketball team... Named Senior Basketball Player of the Year... Received Caltex Service to the School Award, given for citizenship, leadership and community spirit.

PERSONAL: Full name is Harry Sean O'Kelly... Son of Tom and Alison O'Kelly... Has two brothers, Thomas and Seamus, and a sister, Ruby... His cousin, Scotty James, is a two-time Olympic snowboarder and X Games gold medalist... His cousin, Marc Pittonet, plays for the Hawthorn Hawks of the Australian Football League... His brother Seamus is a punter at Texas State... His father, Tom, is an accomplished musician who plays percussion all over the world... Majoring in marketing.

O'Kelly Statistics

PUNTS	G	Att	Yds	Avg	Long	TB	FC	I20	50+	Blk
2017	14	63	2600	41.3	66	5	9	25	6	0
2018	13	50	1934	38.7	58	2	19	24	6	0
2019	14	46	1774	38.6	60	2	18	21	3	0
TOTAL	41	159	6308	39.7	66	9	46	70	15	0



Isaac Ukwu

99

Fr. / DL / 6-3 / 242
Riverdale, Md.
Avalon

2019 AS A REDSHIRT SOPHOMORE: Missed entire season due to preseason injury.

2018 AS A REDSHIRT FRESHMAN: Played in three games... Had four total tackles (two solo), to go with a half tackle for loss... Had two tackles against Robert Morris (Sept. 13)... President's List

(Spring 2019)

2017 AS A FRESHMAN: Redshirted to retain a year of eligibility... Dean's List (Fall 2017)... CAA Football Commissioner's Academic Honor Roll.

HIGH SCHOOL: MPSSAA 4A First Team All-State as a junior and senior... Honorable Mention All-Metro as a senior... First Team All-Conference as a junior and senior... First Team All-Montgomery County as a junior... Helped Wise to 4A state championship in 2016 with a perfect 14-0 record... Participant in Maryland Crab Bowl... Big 33 Elite 100 selection... Wise finished 2016 ranked No. 25 by USA Today.

PERSONAL: Full name is Isaac Ukwu... Son of George and Ibitubo Ukwu... Has three brothers, Brian, Felix and Miles, and two sisters, Tracy and Helen... Majoring in computer science.

2019 JMU Players



JMU Opponents' Series History

Akron (0-1)

Home: 0-0		Away: 0-1		Neutral: 0-0	
Date	Game	W/L	Score	Attend.	
9/7/13	at Akron	L	33-35	19,653	

Albany (3-0)

Home: 2-0		Away: 1-0		Neutral: 0-0	
Date	Game	W/L	Score	Attend.	
* 10/5/13	ALBANY	W	40-13	25,201	
* 10/4/14	at #23 Albany	W	31-28	3,284	
* 9/19/15	ALBANY	W	42-28	18,659	
Score Totals			113-69		

Alcorn State (1-0)

Home: 1-0		Away: 0-0		Neutral: 0-0	
Date	Game	W/L	Score	Attend.	
9/8/12	ALCORN STATE	W	42-3	20,239	

Anne Arundel (1-0)

Home: 1-0		Away: 0-0		Neutral: 0-0	
Date	Game	W/L	Score	Attend.	
9/22/73	ANNE ARUNDEL	W	34-8		

Appalachian State (4-12)

Home: 2-5		Away: 2-7		Neutral: 0-0	
Date	Game	W/L	Score	Attend.	
9/6/80	APPALACHIAN ST.	L	6-34		
9/12/81	at Appalachian St.	L	0-45		
9/11/82	APPALACHIAN ST.	W	39-35	7,750	
9/10/83	at Appalachian St.	W	24-20	12,240	
10/19/85	at #19 Appalachian St.	L	0-36	14,007	
10/18/86	#6 APPALACHIAN ST.	L	20-21	12,600	
9/12/87	at #7 Appalachian St.	L	10-17	12,862	
9/10/88	#3 APPALACHIAN ST.	L	14-17	9,250	
9/23/89	at #20 Appalachian St.	L	14-23	10,060	
11/17/90	APPALACHIAN ST.	L	0-24	3,786	
9/21/91	at #19 Appalachian St.	W	31-8	13,467	
10/10/92	APPALACHIAN ST.	L	21-27	14,000	
p 11/25/95	at #2 Appalachian St.	L	24-31	9,467	
9/9/06	at #1 Appalachian St.	L	10-21	23,814	
p 11/24/07	at #5 Appalachian St.	L	27-28	14,040	
9/20/08	#1 APPALACHIAN ST.	W	35-32	17,163	
Score Totals			275-419		

Austin Peay (0-3)

Home: 0-2		Away: 0-1		Neutral: 0-0	
Date	Game	W/L	Score	Attend.	
9/1/79	AUSTIN PEAY	L	6-10		
9/20/80	at Austin Peay	L	3-21		
9/19/81	AUSTIN PEAY	L	7-13		
Score Totals			16-44		

Ball State (0-1)

Home: 0-0		Away: 0-1		Neutral: 0-0	
Date	Game	W/L	Score	Attend.	
9/6/97	at Ball State	L	6-24	16,647	

Bloomsburg (2-0)

Home: 2-0		Away: 0-0		Neutral: 0-0	
Date	Game	W/L	Score	Attend.	
9/2/89	BLOOMSBURG	W	48-3	11,682	
9/2/06	BLOOMSBURG	W	14-3	14,462	
Score Totals			62-6		

Boston University (5-1)

Home: 2-1		Away: 3-0		Neutral: 0-0	
Date	Game	W/L	Score	Attend.	
9/17/88	at Boston Univ.	W	23-13	5,857	
* 11/20/93	#6 BOSTON UNIV.	L	21-24	7,500	
* 10/1/94	at #7 Boston Univ.	W	24-21	7,809	
* 10/7/95	BOSTON UNIV.	W	38-31	17,000	
* 9/21/96	at Boston Univ.	W	38-7	4,648	
11/22/97	BOSTON UNIV.	W	31-14	4,200	
Score Totals			175-110		

Bridgewater (2-0)

Home: 1-0		Away: 1-0		Neutral: 0-0	
Date	Game	W/L	Score	Attend.	
10/12/74	BRIDGEWATER	W	41-13		
9/27/75	at Bridgewater	W	10-7		
Score Totals			51-20		

Buffalo (1-0)

Home: 1-0		Away: 0-0		Neutral: 0-0	
Date	Game	W/L	Score	Attend.	
9/3/94	BUFFALO	W	35-0	12,000	

C.W. Post (1-1)

Home: 0-1		Away: 1-0		Neutral: 0-0	
Date	Game	W/L	Score	Attend.	
10/10/81	C.W. POST	L	36-37		
10/30/82	at C.W. Post	W	32-16	4,484	
Score Totals			68-53		

California (Pa.) (1-0)

Home: 1-0		Away: 0-0		Neutral: 0-0	
Date	Game	W/L	Score	Attend.	
10/9/76	CALIFORNIA (PA.)	W	35-17		

Central Connecticut State (3-0)

Home: 3-0		Away: 0-0		Neutral: 0-0	
Date	Game	W/L	Score	Attend.	
9/10/11	C. CONN. STATE	W	14-9	25,102	
8/31/13	C. CONN. STATE	W	38-14	23,541	
9/10/16	C. CONN. STATE	W	56-21	20,636	
Score Totals			108-44		

Charleston Southern (1-0)

Home: 1-0		Away: 0-0		Neutral: 0-0	
Date	Game	W/L	Score	Attend.	
11/15/03	CHAR. SOUTHERN	W	45-7	7,403	

Charlotte (2-0)

Home: 1-0		Away: 1-0		Neutral: 0-0	
Date	Game	W/L	Score	Attend.	
9/21/13	CHARLOTTE	W	34-7	18,302	
10/25/14	at Charlotte	W	48-40	15,677	
Score Totals			82-47		

Chattanooga (1-0)

Home: 0-0		Away: 1-0		Neutral: 0-0	
Date	Game	W/L	Score	Attend.	
9/21/19	at Chattanooga	W	37-14	8,795	

JMU Opponents' Series History

Coastal Carolina (1-1)

Home: 1-0		Away: 0-1		Neutral: 0-0	
Date	Game	W/L	Score	Attend.	
9/10/05	at Coastal Carolina	L	27-31	8,533	
9/22/07	C. CAROLINA	W	45-10	15,260	
Score Totals			72-41		

Colgate (0-2)

Home: 0-1		Away: 0-1		Neutral: 0-0	
Date	Game	W/L	Score	Attend.	
p 12/5/15	COLGATE	L	38-44	15,045	
p 12/1/18	at #9 Colgate	L	20-23	6,418	
Score Totals			58-67		

Davidson (5-0)

Home: 2-0		Away: 3-0		Neutral: 0-0	
Date	Game	W/L	Score	Attend.	
10/16/76	at Davidson	W	17-12		
10/2/82	at Davidson	W	35-7	2,800	
10/1/83	DAVIDSON	W	50-0	14,000	
10/13/84	at Davidson	W	28-7	900	
10/26/85	DAVIDSON	W	28-0	14,000	
Score Totals			158-26		

Dayton (0-1)

Home: 0-0		Away: 0-1		Neutral: 0-0	
Date	Game	W/L	Score	Attend.	
9/29/79	at Dayton	L	15-35		

Delaware (12-14)

Home: 7-6		Away: 5-8		Neutral: 0-0	
Date	Game	W/L	Score	Attend.	
10/29/83	DELAWARE	L	23-26	9,200	
9/8/84	at Delaware	L	3-32	16,419	
p 11/30/91	at #6 Delaware	W	42-35 2OT	14,905	
* 10/9/93	#2 DELAWARE	W	42-38	11,000	
* 10/8/94	at Delaware	W	30-10	15,970	
* 10/21/95	#7 DELAWARE	L	19-48	13,500	
* 10/26/96	at #7 Delaware	L	13-17	22,291	
* 10/18/97	#6 DELAWARE	L	27-49	12,000	
* 11/21/98	at #23 Delaware	L	14-28	16,371	
* 9/25/99	#7 DELAWARE	W	21-7	10,200	
* 10/28/00	at #2 Delaware	L	14-33	22,009	
* 11/3/01	DELAWARE	L	3-28	10,000	
* 10/12/02	at Delaware	L	10-23	19,666	
* 11/6/04	#6 DELAWARE	W	20-13	12,683	
* 10/22/05	at Delaware	L	28-34	22,059	
* 11/4/06	DELAWARE	W	44-24	16,144	
* 11/3/07	at #7 Delaware	L	34-37	22,061	
* 11/1/08	DELAWARE	W	41-7	16,810	
* 10/31/09	at #16 Delaware	W	20-8	20,639	
* 10/2/10	#5 DELAWARE	L	10-13	16,205	
* 9/28/13	at Delaware	L	22-29	18,405	
* 9/27/14	#25 DELAWARE	L	23-30 OT	20,592	
* 11/14/15	at Delaware	W	24-21	16,994	
* 10/1/16	DELAWARE	W	43-20	26,236	
* 9/30/17	at Delaware	W	20-10	16,372	
p 11/24/18	#21 DELAWARE	W	20-6	7,297	
Score Totals			610-626		

Delaware State (2-1)

Home: 2-0		Away: 0-1		Neutral: 0-0	
Date	Game	W/L	Score	Attend.	
10/8/83	at Delaware State	L	28-38	4,700	
10/6/84	DELAWARE STATE	W	20-19	9,700	
9/17/05	DELAWARE STATE	W	65-7	13,645	
Score Totals			113-64		

Duke (0-1)

Home: 0-0		Away: 0-1		Neutral: 0-0	
Date	Game	W/L	Score	Attend.	
8/30/08	at Duke	L	7-31	32,571	

ECU (1-0)

Home: 0-0		Away: 1-0		Neutral: 0-0	
Date	Game	W/L	Score	Attend.	
9/2/17	at ECU	W	34-14	40,169	

ETSU (7-3)

Home: 4-2		Away: 3-1		Neutral: 0-0	
Date	Game	W/L	Score	Attend.	
9/8/79	at ETSU	L	0-31		
11/8/80	ETSU	L	23-28		
11/21/81	at ETSU	W	17-14		
9/25/82	ETSU	W	15-10	13,500	
10/27/84	ETSU	L	6-9	14,400	
9/7/85	at ETSU	W	14-9	7,780	
11/8/86	ETSU	W	34-3	7,800	
11/21/87	at ETSU	W	28-24	6,170	
9/13/97	#6 ETSU	W	32-27	11,900	
9/9/17	ETSU	W	52-10	24,722	
Score Totals			221-165		

Eastern Kentucky (1-0)

Home: 0-0		Away: 1-0		Neutral: 0-0	
Date	Game	W/L	Score	Attend.	
p 11/26/11	at Eastern Kentucky	W	20-17	2,388	

Elon (7-1)

Home: 4-1		Away: 3-0		Neutral: 0-0	
Date	Game	W/L	Score	Attend.	
9/26/98	ELON	W	19-12	8000	
9/1/01	ELON	W	42-21	10,500	
* 11/22/14	ELON	W	59-27	15,793	
* 10/17/15	at Elon	W	51-0	8342	
* 11/19/16	ELON	W	63-14	16184	
* 11/18/17	at #11 Elon	W	31-3	8,662	
* 10/6/18	#10 ELON	L	24-27	25,484	
* 9/28/19	at #24 Elon	W	45-10	11,926	
Score Totals			334-114		

Emory & Henry (5-0)

Home: 2-0		Away: 3-0		Neutral: 0-0	
Date	Game	W/L	Score	Attend.	
10/26/74	EMORY & HENRY	W	34-14		
10/25/75	at Emory & Henry	W	7-0		
9/11/76	at Emory & Henry	W	26-20		
9/10/77	EMORY & HENRY	W	7-3		
11/11/78	at Emory & Henry	W	42-12		
Score Totals			116-49		

Florida Atlantic (1-0)

Home: 1-0		Away: 0-0		Neutral: 0-0	
Date	Game	W/L	Score	Attend.	
9/14/02	FLA. ATLANTIC	W	16-13	7,982	

Fork Union (0-2)

Home: 0-1		Away: 0-1		Neutral: 0-0	
Date	Game	W/L	Score	Attend.	
11/4/72	FORK UNION	L	0-45		
11/3/73	at Fork Union	L	20-24		
Score Totals			20-69		

JMU Opponents' Series History

Frostburg State (4-1)

Home: 2-1		Away: 2-0		Neutral: 0-0	
Date	Game	W/L	Score	Attend.	
10/19/74	FROSTBURG STATE	L	17-27		
10/18/75	at Frostburg State	W	21-20		
10/23/76	FROSTBURG STATE	W	44-7		
10/22/77	at Frostburg State	W	18-0		
10/21/78	FROSTBURG STATE	W	28-6		
Score Totals			128-60		

Furman (1-2)

Home: 0-1		Away: 1-1		Neutral: 0-0	
Date	Game	W/L	Score	Attend.	
10/17/81	FURMAN	L	14-30		
11/6/82	at Furman	L	10-17	12,375	
p 12/4/04	at #2 Furman	W	14-13	8,812	
Score Totals			38-60		

Gallaudet (2-0)

Home: 1-0		Away: 1-0		Neutral: 0-0	
Date	Game	W/L	Score	Attend.	
11/17/73	at Gallaudet	W	40-12		
11/16/74	GALLAUDET	W	75-15		
Score Totals			115-27		

Georgia Southern (1-7)

Home: 1-3		Away: 0-4		Neutral: 0-0	
Date	Game	W/L	Score	Attend.	
11/2/85	#7 GA. SOUTHERN	W	21-6	5,000	
11/15/86	at #5 Ga. Southern	L	35-45	16,135	
11/7/87	at #12 Ga. Southern	L	7-26	16,734	
11/5/88	#6 GA. SOUTHERN	L	13-27	10,126	
11/4/89	#2 GA. SOUTHERN	L	21-36	11,685	
11/3/90	at #9 Ga. Southern	L	13-31	21,067	
10/19/91	GA. SOUTHERN	L	21-24	12,119	
10/17/92	at Ga. Southern	L	17-24	13,714	
Score Totals			148-219		

Georgia State (1-0)

Home: 1-0		Away: 0-0		Neutral: 0-0	
Date	Game	W/L	Score	Attend.	
10/27/12	GEORGIA STATE	W	28-21	22,813	

Glenville State (1-0-1)

Home: 1-0		Away: 0-0-1		Neutral: 0-0	
Date	Game	W/L	Score	Attend.	
9/13/75	at Glenville State	T	0-0		
9/4/76	GLENVILLE STATE	W	30-14		
Score Totals			30-14		

Guilford (0-1)

Home: 0-0		Away: 0-1		Neutral: 0-0	
Date	Game	W/L	Score	Attend.	
11/5/77	at Guilford	L	0-16		

Hampden Sydney (4-2)

Home: 3-0		Away: 1-2		Neutral: 0-0	
Date	Game	W/L	Score	Attend.	
9/28/74	at Hampden-Sydney	L	0-35		
9/27/75	HAMPDEN-SYDNEY	W	3-0		
9/25/76	at Hampden-Sydney	L	14-21		
9/24/77	HAMPDEN-SYDNEY	W	17-14		
9/23/78	at Hampden-Sydney	W	21-16		
9/22/79	HAMPDEN-SYDNEY	W	17-0		
Score Totals			72-86		

Hampden Sydney JV (0-1-1)

Home: 0-1		Away: 0-0-1		Neutral: 0-0	
Date	Game	W/L	Score	Attend.	
10/27/72	at Hampden-Sydney	T	0-0		
9/28/73	HAMPDEN-SYDNEY	L	14-17		
Score Totals			14-17		

Hampton (0-2)

Home: 0-2		Away: 0-0		Neutral: 0-0	
Date	Game	W/L	Score	Attend.	
10/29/81	HAMPTON	L	15-17		
8/31/02	#25 HAMPTON	L	28-31	10,143	
Score Totals			43-48		

Hargrave Military (1-1)

Home: 0-1		Away: 1-0		Neutral: 0-0	
Date	Game	W/L	Score	Attend.	
11/11/72	HARGRAVE MILITARY	L	0-34		
10/6/73	at Hargrave Military	W	16-6		
Score Totals			16-40		

Hofstra (6-3)

Home: 4-1		Away: 2-2		Neutral: 0-0	
Date	Game	W/L	Score	Attend.	
9/19/92	HOFSTRA	W	38-6	10,200	
9/12/98	#12 HOFSTRA	L	24-37	11,200	
11/20/99	at #4 Hofstra	L	16-34	6,842	
* 9/21/02	at #12 Hofstra	W	24-21	2,902	
* 9/20/03	HOFSTRA	W	23-20	9,093	
* 10/2/04	HOFSTRA	W	31-21	9,298	
* 10/1/05	at #23 Hofstra	W	42-10	6,065	
* 10/5/08	HOFSTRA	W	56-0	16,109	
* 10/3/09	at Hofstra	L	17-24	2,751	
Score Totals			271-173		

Jacksonville State (1-0)

Home: 1-0		Away: 0-0		Neutral: 0-0	
Date	Game	W/L	Score	Attend.	
9/25/93	JACKSONVILLE ST.	W	35-14	7,000	

Lafayette (0-2)

Home: 0-1		Away: 0-1		Neutral: 0-0	
Date	Game	W/L	Score	Attend.	
10/22/83	LAFAYETTE	L	14-31	12,800	
10/12/85	at Lafayette	L	13-20	10,500	
Score Totals			27-51		

Lehigh (3-1)

Home: 1-0		Away: 1-2		Neutral: 0-0	
Date	Game	W/L	Score	Attend.	
11/1/80	at Lehigh	L	14-31	10,000	
p 11/27/04	at #16 Lehigh	W	14-13	6,116	
9/6/14	at Lehigh	W	31-28	6,519	
9/12/15	LEHIGH	W	55-17	15,949	
Score Totals			114-89		

JMU Opponents' Series History

Liberty (12-6)

Home: 6-4		Away: 6-2		Neutral: 0-0	
Date	Game	W/L	Score	Attend.	
10/4/80	LIBERTY	W	30-14		
9/26/81	at Liberty	W	36-14		
9/22/84	at Liberty	W	52-43	4,931	
9/21/85	LIBERTY	L	3-9	11,000	
9/20/86	at Liberty	L	7-17	7,853	
10/1/88	LIBERTY	W	31-28	9,200	
9/30/89	at Liberty	L	14-19	7,600	
9/8/90	LIBERTY	L	19-22	10,036	
11/2/91	at Liberty	W	35-34	4,550	
11/7/92	LIBERTY	L	31-34	6,250	
9/9/00	LIBERTY	W	38-7	10,000	
11/23/01	at Liberty	W	14-7	2,647	
8/30/03	LIBERTY	W	48-6	10,872	
9/26/09	at #25 Liberty	W	24-10	15,532	
9/25/10	#21 LIBERTY	W	10-3	16,385	
9/17/11	at #20 Liberty	W	27-24	18,878	
p 11/29/14	#20 LIBERTY	L	21-26	13,040	
Score Totals			440-317		

Lock Haven (4-0)

Home: 4-0		Away: 0-0		Neutral: 0-0	
Date	Game	W/L	Score	Attend.	
9/4/93	LOCK HAVEN	W	55-3	10,000	
9/2/00	LOCK HAVEN	W	72-0	11,000	
9/4/04	LOCK HAVEN	W	62-7	10,221	
9/3/05	LOCK HAVEN	W	56-0	14,673	
Score Totals			245-10		

Maine (13-5)

Home: 6-2		Away: 7-3		Neutral: 0-0	
Date	Game	W/L	Score	Attend.	
* 9/30/95	at Maine	W	21-17	5,930	
* 10/5/96	MAINE	W	31-7	12,000	
* 9/27/97	at Maine	W	24-22	5,220	
* 10/24/98	MAINE	W	34-28	15,000	
* 11/6/99	at Maine	L	20-26	2,297	
* 11/4/00	MAINE	W	22-7	14,000	
* 9/29/01	at Maine	L	3-13	8,011	
* 10/5/02	#3 MAINE	L	6-17	14,728	
* 10/25/03	at Maine	L	13-20	6,167	
* 10/16/04	at #12 Maine	W	24-20	7,084	
* 10/8/05	MAINE	W	38-2	15,087	
* 9/27/08	at Maine	W	24-10	3,188	
* 11/7/09	MAINE	W	22-14	15,303	
* 11/20/10	at Maine	W	14-10	3,880	
* 10/8/11	#19 MAINE	L	24-25 OT	24,023	
* 11/3/12	at #19 Maine	W	31-7	2,951	
* 9/24/16	at Maine	W	31-20	8,786	
* 9/23/17	MAINE	W	28-10	25,330	
Score Totals			410-275		

Mars Hill (1-1)

Home: 1-0		Away: 0-1		Neutral: 0-0	
Date	Game	W/L	Score	Attend.	
10/8/77	at Mars Hill	L	7-30		
9/30/78	MARS HILL	W	24-14		
Score Totals			31-44		

Marshall (0-2)

Home: 0-0		Away: 0-2		Neutral: 0-0	
Date	Game	W/L	Score	Attend.	
p 11/28/87	at Marshall	L	12-41	15,584	
p 12/3/94	at #2 Marshall	L	21-28 OT	16,494	
Score Totals			33-69		

Maryland (0-3)

Home: 0-0		Away: 0-3		Neutral: 0-0	
Date	Game	W/L	Score	Attend.	
9/5/98	at Maryland	L	15-23	36,547	
9/12/09	at Maryland	L	35-38	46,485	
8/30/14	at Maryland	L	7-52	45,080	
Score Totals			57-113		

Massanutten Military (0-1)

Home: 0-1		Away: 0-0		Neutral: 0-0	
Date	Game	W/L	Score	Attend.	
10/27/73	MASSANUTTEN MIL.	L	6-17		

McNeese State (1-1)

Home: 0-1		Away: 1-0		Neutral: 0-0	
Date	Game	W/L	Score	Attend.	
9/16/95	#1 MCNEESE STATE	L	24-30	11,000	
9/14/96	at #9 McNeese State	W	24-10	12,543	
Score Totals			48-40		

Middle Tennessee State (1-0)

Home: 1-0		Away: 0-0		Neutral: 0-0	
Date	Game	W/L	Score	Attend.	
9/10/94	#13 MIDDLE TENN ST.	W	24-22	10,500	

Monmouth (1-0)

Home: 0-0		Away: 0-1		Neutral: 0-0	
Date	Game	W/L	Score	Attend.	
P 12/7/19	#14 MONMOUTH	W	66-21	10,881	

Montana (1-1)

Home: 0-1		Away: 0-0		Neutral: 1-0	
Date	Game	W/L	Score	Attend.	
12/17/04	vs. #7 Montana	W	31-21	16,771	
p 12/12/08	#5 MONTANA	L	27-35	15,976	
Score Totals			58-56		

Morehead State (7-2)

Home: 6-0		Away: 1-2		Neutral: 0-0	
Date	Game	W/L	Score	Attend.	
11/10/79	MOREHEAD STATE	W	16-3	4,800	
9/13/80	at Morehead State	L	18-21	3,000	
9/15/84	at Morehead State	W	38-28	6,500	
9/14/85	MOREHEAD STATE	W	35-14	11,700	
9/13/86	at Morehead State	L	24-27	4,000	
9/19/87	MOREHEAD STATE	W	44-10	3,100	
9/4/10	MOREHEAD STATE	W	48-7	16,612	
9/5/15	MOREHEAD STATE	W	56-7	22,080	
9/3/16	MOREHEAD STATE	W	80-7	23,626	
Score Totals			359-124		

Morgan State (2-0)

Home: 2-0		Away: 0-0		Neutral: 0-0	
Date	Game	W/L	Score	Attend.	
9/2/95	MORGAN STATE	W	76-7	12,500	
9/14/19	MORGAN STATE	W	63-12	19,777	
Score Totals			139-19		

Navy (2-1)

Home: 0-0		Away: 2-1		Neutral: 0-0	
Date	Game	W/L	Score	Attend.	
9/3/88	at Navy	L	14-27	21,318	
10/28/89	at Navy	W	24-20	30,024	
10/27/90	at Navy	W	16-7	29,129	
Score Totals			54-54		

JMU Opponents' Series History

NC State (0-1)

Home: 0-0		Away: 0-1		Neutral: 0-0	
Date	Game	W/L	Score	Attend.	
9/1/18	at NC State	L	13-24	56,073	

New Hampshire (11-9)

Home: 7-3		Away: 4-6		Neutral: 0-0	
Date	Game	W/L	Score	Attend.	
9/4/82	NEW HAMPSHIRE	L	6-28	8,500	
* 10/16/93	NEW HAMPSHIRE	W	45-21	13,000	
* 9/17/94	at New Hampshire	L	24-27	6,173	
10/14/95	at New Hampshire	W	23-19	9,150	
9/28/96	#25 NEW HAMPSHIRE	L	22-39	14,000	
* 9/18/99	at New Hampshire	W	35-28	4,594	
* 9/30/00	#23 NEW HAMPSHIRE	W	24-13	10,000	
* 9/8/01	at New Hampshire	L	19-26	3,766	
* 9/7/02	NEW HAMPSHIRE	W	20-14	7,831	
* 11/8/03	at New Hampshire	L	17-20	1,815	
10/14/06	at #1 New Hampshire	W	42-23	13,042	
* 9/8/07	#5 NEW HAMPSHIRE	W	41-24	14,021	
* 10/16/10	#15 NEW HAMPSHIRE	L	14-28	16,985	
* 11/5/11	at #9 New Hampshire	L	10-28	4,466	
* 11/9/13	at #25 New Hampshire	L	17-33	6,084	
* 10/15/16	at #25 New Hampshire	W	42-39	8,316	
p 12/3/16	#22 NEW HAMPSHIRE	W	55-22	13,231	
* 10/28/17	#17 NEW HAMPSHIRE	W	21-0	25,298	
* 11/3/18	at New Hampshire	L	24-35	7,741	
* 11/9/19	#23 NEW HAMPSHIRE	W	54-16	19,660	
Score Totals			555-483		

Newberry (1-0)

Home: 1-0		Away: 0-0		Neutral: 0-0	
Date	Game	W/L	Score	Attend.	
9/29/90	NEWBERRY	W	52-7	5,106	

Norfolk State (2-0)

Home: 1-0		Away: 1-0		Neutral: 0-0	
Date	Game	W/L	Score	Attend.	
9/16/17	NORFOLK STATE	W	75-14	23,118	
9/8/18	at Norfolk State	W	17-0	6,482	
Score Totals			92-14		

North Carolina (0-3)

Home: 0-0		Away: 0-3		Neutral: 0-0	
Date	Game	W/L	Score	Attend.	
9/1/07	at North Carolina	L	14-37	58,500	
9/3/11	at North Carolina	L	10-42	57,000	
9/17/16	at North Carolina	L	28-56	56,000	
Score Totals			52-135		

North Carolina Central (1-0)

Home: 1-0		Away: 0-0		Neutral: 0-0	
Date	Game	W/L	Score	Attend.	
9/6/08	N.C. CENTRAL	W	56-7	15,518	

North Dakota State (1-2)

Home: 0-0		Away: 1-1		Neutral: 0-1	
Date	Game	W/L	Score	Attend.	
p 12/3/11	at #2 N. Dakota State	L	14-26	17,432	
p 12/16/16	at #1 N. Dakota State	W	27-17	18,282	
p 1/6/18	vs. #2 N. Dakota State	L	13-17	19,090	
p 1/11/20	vs. #2 N. Dakota State				
Score Totals			54-60		

Northeastern (12-8)

Home: 6-5		Away: 6-3		Neutral: 0-0	
Date	Game	W/L	Score	Attend.	
10/20/84	NORTHEASTERN	L	6-9	13,900	
11/1/86	at Northeastern	W	15-2	4,010	
11/14/87	NORTHEASTERN	W	13-3	9,106	
10/15/88	at Northeastern	W	29-13	2,308	
10/6/90	NORTHEASTERN	W	21-0	9,560	
11/23/91	at Northeastern	W	27-10	1,010	
10/3/92	NORTHEASTERN	W	35-34	11,200	
* 11/6/93	at Northeastern	W	52-21	2,100	
* 11/19/94	NORTHEASTERN	L	6-9 OT	10,000	
* 11/4/95	at Northeastern	W	27-13	5,800	
* 11/2/96	NORTHEASTERN	L	7-31	10,000	
* 11/8/97	at #25 Northeastern	L	17-41	1,017	
* 11/7/98	NORTHEASTERN	W	31-17	6,300	
* 9/11/99	NORTHEASTERN	W	29-21	10,200	
* 11/18/00	at Northeastern	L	30-34	2,228	
* 11/17/01	NORTHEASTERN	L	17-24	8,000	
* 11/23/02	at #10 Northeastern	L	10-41	4,825	
* 11/22/03	NORTHEASTERN	L	24-41	7,759	
* 9/23/06	NORTHEASTERN	W	52-14	14,806	
* 10/6/07	at Northeastern	W	21-14	2,083	
Score Totals			469-392		

Northern Iowa (1-0)

Home: 1-0		Away: 0-0		Neutral: 0-0	
Date	Game	W/L	Score	Attend.	
P 12/13/19	#6 NORTHERN IOWA	W	17-0	8,741	

Old Dominion (0-2)

Home: 0-1		Away: 0-1		Neutral: 0-0	
Date	Game	W/L	Score	Attend.	
10/29/11	at #15 Old Dominion	L	20-23	19,818	
11/17/12	#4 Old Dominion	L	28-38	23,051	
Score Totals			48-61		

Randolph-Macon (4-2)

Home: 3-0		Away: 1-2		Neutral: 0-0	
Date	Game	W/L	Score	Attend.	
11/2/74	at Randolph-Macon	L	24-29		
11/1/75	RANDOLPH-MACON	W	12-7		
10/30/76	at Randolph-Macon	L	0-18		
10/29/77	RANDOLPH-MACON	W	28-0		
10/28/78	at Randolph-Macon	W	21-10		
10/27/79	RANDOLPH-MACON	W	54-0		
Score Totals			139-64		

Rhode Island (12-3)

Home: 7-1		Away: 5-2		Neutral: 0-0	
Date	Game	W/L	Score	Attend.	
9/5/87	RHODE ISLAND	W	38-0	3,300	
* 11/15/97	RHODE ISLAND	W	39-37 3OT	6,800	
* 10/31/98	at Rhode Island	L	21-28	2,389	
* 10/14/00	at Rhode Island	L	6-7	4,914	
* 9/22/01	#12 RHODE ISLAND	L	12-16	10,200	
11/2/02	at Rhode Island	W	15-11	4,966	
* 11/1/03	RHODE ISLAND	W	39-27	13,855	
* 10/7/06	RHODE ISLAND	W	35-23	14,679	
* 10/13/07	at Rhode Island	W	44-27	6,163	
* 11/12/11	RHODE ISLAND	W	31-13	25,096	
* 9/22/12	at Rhode Island	W	32-7	4,203	
* 10/29/16	RHODE ISLAND	W	84-7	23,841	
* 11/4/17	at Rhode Island	W	38-3	3,227	
* 11/10/18	RHODE ISLAND	W	48-31	24,199	
* 11/23/19	at Rhode Island	W	55-21	2,815	
Score Totals			537-248		

JMU Opponents' Series History

Richmond (19-18)

Home: 9-9		Away: 10-8		Neutral: 0-1	
Date	Game	W/L	Score	Attend.	
10/3/81	at Richmond	L	7-24	13,200	
11/5/83	at Richmond	L	0-32	10,342	
9/1/84	RICHMOND	L	12-43	11,800	
10/5/85	vs. #1 Richmond	L	15-38	17,000	
10/10/87	RICHMOND	W	41-3	16,030	
11/12/88	at Richmond	W	25-13	15,802	
9/16/89	RICHMOND	W	31-0	10,088	
9/22/90	at Richmond	W	29-0	7,713	
10/26/91	RICHMOND	W	47-42	13,369	
9/12/92	at Richmond	L	40-49	14,666	
* 9/11/93	#14 RICHMOND	L	13-20	10,000	
* 10/29/94	at Richmond	W	29-16	17,210	
* 10/28/95	#19 RICHMOND	L	33-34	11,000	
* 10/19/96	at Richmond	W	31-27	13,789	
* 10/25/97	RICHMOND	L	21-26	14,100	
* 10/3/98	at Richmond	L	7-28	14,874	
* 11/13/99	RICHMOND	W	31-13	11,500	
* 11/11/00	at #11 Richmond	L	2-21	13,750	
* 10/13/01	RICHMOND	L	17-20	14,000	
* 10/19/02	at Richmond	L	0-26	8,113	
* 10/11/03	RICHMOND	W	34-14	12,470	
* 10/23/04	at Richmond	W	26-20	10,235	
* 10/29/05	RICHMOND	L	15-18	15,124	
* 10/28/06	at #13 Richmond	W	27-10	11,150	
* 10/27/07	#14 RICHMOND	L	16-17	14,009	
* 10/11/08	at #5 Richmond	W	38-31	16,151	
* 10/10/09	#1 RICHMOND	L	17-21	16,098	
* 11/6/10	at #20 Richmond	L	10-13 OT	8,700	
* 10/1/11	#10 RICHMOND	W	31-7	25,742	
* 10/20/12	at Richmond	L	29-35	8,700	
* 10/12/13	RICHMOND	W	38-31	19,029	
* 11/15/14	at #14 Richmond	W	55-20	8,700	
* 10/24/15	#11 RICHMOND	L	49-59	26,069	
* 11/5/16	at #6 Richmond	W	47-43	8,700	
* 11/11/17	RICHMOND	W	20-13	24,586	
* 9/29/18	at Richmond	W	63-10	8,217	
* 11/16/19	RICHMOND	W	48-6	21,947	
Score Totals			994-839		

Robert Morris (1-0)

Home: 1-0		Away: 0-0		Neutral: 0-0	
Date	Game	W/L	Score	Attend.	
9/13/18	ROBERT MORRIS	W	73-7	18,112	

Saint Francis (Pa.) (4-0)

Home: 4-0		Away: 0-0		Neutral: 0-0	
Date	Game	W/L	Score	Attend.	
9/1/12	SAINT FRANCIS	W	55-7	23,248	
9/14/13	SAINT FRANCIS	W	24-20	21,276	
9/13/14	SAINT FRANCIS	W	38-22	23,577	
9/7/19	SAINT FRANCIS	W	44-7	22,422	
Score Totals			161-56		

Saint Paul's (1-0)

Home: 1-0		Away: 0-0		Neutral: 0-0	
Date	Game	W/L	Score	Attend.	
10/4/86	SAINT PAUL'S	W	62-0	14,100	

Salisbury State (4-3)

Home: 2-1		Away: 2-2		Neutral: 0-0	
Date	Game	W/L	Score	Attend.	
10/14/72	at Salisbury State	L	0-55		
10/13/73	SALISBURY STATE	L	7-42		
11/9/74	at Salisbury State	W	20-17		
11/8/75	SALISBURY STATE	W	24-15		
11/6/76	at Salisbury State	W	38-36		
10/15/77	SALISBURY STATE	W	42-27		
10/7/78	at Salisbury State	L	9-13		
Score Totals			140-205		

Sam Houston State (1-0)

Home: 1-0		Away: 0-0		Neutral: 0-0	
Date	Game	W/L	Score	Attend.	
p 12/9/16	#5 SAM HOUSTON	W	65-7	15,646	

Samford (0-1)

Home: 0-1		Away: 0-0		Neutral: 0-0	
Date	Game	W/L	Score	Attend.	
p 12/7/91	#10 SAMFORD	L	21-24	9,028	

Shepherd (2-2)

Home: 1-1		Away: 1-1		Neutral: 0-0	
Date	Game	W/L	Score	Attend.	
10/5/74	at Shepherd	W	22-11		
10/4/75	SHEPHERD	W	13-7		
10/2/76	at Shepherd	L	0-6		
10/1/77	SHEPHERD	L	0-10		
Score Totals			35-34		

Shepherd JV (1-1)

Home: 0-1		Away: 0-0		Neutral: 0-0	
Date	Game	W/L	Score	Attend.	
10/7/72	SHEPHERD JV	L	0-6		
10/20/73	SHEPHERD JV	W	23-10		
Score Totals			23-16		

Shippensburg (6-5)

Home: 4-2		Away: 2-3		Neutral: 0-0	
Date	Game	W/L	Score	Attend.	
11/22/74	SHIPPENSBURG ST.	L	7-21		
11/15/75	at Shippensburg St.	W	14-3		
11/13/76	SHIPPENSBURG ST.	L	17-21		
11/12/77	at Shippensburg St.	L	20-59		
11/4/78	SHIPPENSBURG St.	W	14-0		
11/3/79	at Shippensburg St.	W	10-7		
11/15/80	SHIPPENSBURG ST.	W	19-14		
11/14/81	at Shippensburg St.	L	27-33		
11/13/82	SHIPPENSBURG ST.	W	52-22	8,000	
11/12/83	at Shippensburg St.	L	9-29	2,200	
9/7/96	SHIPPENSBURG	W	30-0	11,000	
Score Totals			219-209		

SMU (1-0)

Home: 0-0		Away: 1-0		Neutral: 0-0	
Date	Game	W/L	Score	Attend.	
10/24/15	at SMU	W	48-45	22,314	

South Dakota State (1-0)

Home: 1-0		Away: 0-0		Neutral: 0-0	
Date	Game	W/L	Score	Attend.	
p 12/16/17	#5 S. DAKOTA ST.	W	51-16	16,528	

JMU Opponents' Series History

South Florida (1-1)

Home: 1-0		Away: 0-1		Neutral: 0-0	
Date	Game	W/L	Score	Attend.	
10/30/99	#16 SOUTH FLORIDA	W	13-3	15,000	
9/16/00	at South Florida	L	7-26	23,002	
Score Totals			20-29		

Staunton Military (0-1)

Home: 0-0		Away: 0-1		Neutral: 0-0	
Date	Game	W/L	Score	Attend.	
11/3/73	at Staunton Military	L	29-41		

Stony Brook (5-1)

Home: 3-1		Away: 2-0		Neutral: 0-0	
Date	Game	W/L	Score	Attend.	
* 11/16/13	STONY BROOK	L	38-41	17,969	
* 11/8/14	at Stony Brook	W	27-24	5,115	
* 10/3/15	STONY BROOK	W	38-20	21,653	
p 12/2/17	#10 STONY BROOK	W	26-7	16,449	
* 10/27/18	#15 STONY BROOK	W	13-10	25,244	
* 10/5/19	at #24 Stony Brook	W	45-38 OT	12,812	
Score Totals			187-140		

Towson (22-6-1)

Home: 13-1		Away: 9-5-1		Neutral: 0-0	
Date	Game	W/L	Score	Attend.	
9/18/76	TOWSON STATE	W	28-26		
9/17/77	at Towson State	L	7-13		
9/16/78	TOWSON STATE	W	21-14		
9/15/79	at Towson State	L	8-18		
11/7/81	TOWSON STATE	W	20-7		
11/20/82	at Towson State	W	42-24	3,305	
11/19/83	TOWSON STATE	L	3-10	5,000	
11/17/84	at Towson State	W	24-14	3,350	
11/23/85	TOWSON STATE	W	13-0	9,000	
11/22/86	at Towson State	T	7-7	4,684	
10/31/87	TOWSON STATE	W	21-19	16,500	
10/29/88	at Towson State	L	6-34	5,136	
10/14/89	TOWSON STATE	W	41-6	12,800	
10/13/90	at Towson State	W	21-14	1,489	
10/12/91	TOWSON STATE	W	55-31	8,102	
10/24/92	at Towson	L	21-28	4,069	
* 11/20/04	at Towson	W	31-17	2,744	
* 11/19/05	TOWSON	W	55-14	11,635	
* 11/18/06	at #24 Towson	W	38-3	4,533	
* 11/22/08	at Towson	W	58-27	5,575	
* 11/21/09	TOWSON	W	43-12	13,138	
* 10/9/10	at Towson	W	17-13	9,049	
* 10/6/12	#12 TOWSON	W	13-10	25,077	
* 11/23/13	at #5 Towson	L	17-28	7,379	
* 10/11/14	TOWSON	W	62-7	24,113	
* 10/10/15	at Towson	W	51-30	8,224	
* 11/17/18	at #15 Towson	W	38-17	7,208	
* 10/26/19	#16 TOWSON	W	27-10	23,983	
Score Totals			761-443		

Troy (1-1)

Home: 1-0		Away: 0-1		Neutral: 0-0	
Date	Game	W/L	Score	Attend.	
p 11/26/94	#10 TROY STATE	W	45-26	5,200	
p 11/27/99	at #6 Troy State	L	7-27	17,102	
Score Totals			52-53		

UCF (1-1)

Home: 1-0		Away: 0-1		Neutral: 0-0	
Date	Game	W/L	Score	Attend.	
9/7/91	#11 UCF	W	49-31	10,081	
11/14/92	at UCF	L	37-41	6,681	
Score Totals			86-72		

UConn (4-1)

Home: 3-0		Away: 1-1		Neutral: 0-0	
Date	Game	W/L	Score	Attend.	
* 9/18/93	at UConn	L	34-45	4,342	
* 11/12/94	UConn	W	48-20	11,000	
* 11/11/95	#24 UConn	W	24-16	8,000	
* 11/9/96	at UConn	W	14-6	4,555	
* 10/23/99	UConn	W	48-14	12,500	
Score Totals			168-101		

UMass (7-8-1)

Home: 4-3		Away: 3-5-1		Neutral: 0-0	
Date	Game	W/L	Score	Attend.	
9/6/86	UMASS	L	14-16	12,400	
9/26/87	at UMass	W	21-15	10,303	
9/9/89	at #15 UMass	T	28-28	9,428	
10/5/91	UMASS	W	24-7	15,104	
10/2/93	at UMass	L	10-33	14,207	
* 9/20/97	UMASS	W	13-10	11,300	
* 10/10/98	at #24 UMass	L	26-28	14,202	
* 10/20/01	at UMass	L	20-43	10,264	
* 10/26/02	#16 UMass	L	7-14	11,567	
* 9/27/03	at #10 UMass	L	28-31	10,196	
* 10/9/04	#24 UMass	W	28-7	15,321	
* 10/15/05	#13 UMass	L	7-10	4,476	
* 9/13/08	#3 UMass	W	52-38	15,747	
* 11/14/09	at UMass	W	17-14	4,028	
* 10/30/10	#18 UMass	L	14-21	16,664	
* 11/19/11	at UMass	W	34-17	7,103	
Score Totals			343-332		

U.S. Merchant Marine (1-0)

Home: 0-0		Away: 1-0		Neutral: 0-0	
Date	Game	W/L	Score	Attend.	
10/4/80	at U.S. Merchant	W	20-6		

Villanova (17-11)

Home: 10-4		Away: 7-7		Neutral: 0-0	
Date	Game	W/L	Score	Attend.	
* 11/13/93	at Villanova	W	42-3	4,616	
* 10/15/94	VILLANOVA	W	31-23	15,000	
* 9/23/95	at Villanova	W	28-27 OT	11,368	
* 11/16/96	#21 VILLANOVA	L	23-40	9,500	
* 10/4/97	at #4 Villanova	L	17-49	7,631	
* 9/19/98	#4 VILLANOVA	L	30-34	8,000	
* 10/2/99	at #11 Villanova	W	23-20	12,546	
* 10/7/00	#12 VILLANOVA	W	57-23	13,200	
* 10/6/01	at #13 Villanova	L	44-45 2OT	11,761	
* 9/28/02	#8 VILLANOVA	L	26-30	9,153	
* 10/4/03	at #3 Villanova	L	14-38	6,841	
* 9/18/04	at #5 Villanova	W	17-0	3,123	
* 11/12/05	VILLANOVA	W	28-13	10,984	
* 11/11/06	at Villanova	L	20-21	7,751	
* 9/29/07	VILLANOVA	W	35-7	15,035	
* 10/25/08	at #7 Villanova	W	23-19	6,721	
p 12/6/08	#6 VILLANOVA	W	31-27	13,780	
* 10/17/09	#6 VILLANOVA	L	0-27	16,037	
* 10/23/10	at #6 Villanova	L	7-14	9,217	
* 10/15/11	VILLANOVA	W	34-10	25,047	
* 11/10/12	at #21 Villanova	L	20-35	6,617	
* 11/2/13	#20 VILLANOVA	W	31-21	21,758	
* 9/20/14	at #7 Villanova	L	31-49	10,781	
* 11/21/15	VILLANOVA	W	38-29	17,028	
* 11/12/16	at #9 Villanova	W	20-7	6,109	
* 10/14/17	VILLANOVA	W	30-8	25,993	
* 10/13/18	at Villanova	W	37-0	5,219	
* 10/12/19	#5 VILLANOVA	W	38-24	25,076	
Score Totals			775-643		

JMU Opponents' Series History

Virginia (1-2)

Home: 0-0		Away: 1-2		Neutral: 0-0	
Date	Game	W/L	Score	Attend.	
10/13/79	at Virginia	L	9-69		
9/18/82	at Virginia	W	21-17	23,524	
9/17/83	at Virginia	L	14-21	31,984	
Score Totals			44-107		

Virginia Tech (1-6)

Home: 0-0		Away: 1-6		Neutral: 0-0	
Date	Game	W/L	Score	Attend.	
9/27/80	at Virginia Tech	L	6-38		
11/19/88	at Virginia Tech	L	6-27	18,753	
8/31/91	at Virginia Tech	L	12-41	41,623	
9/5/92	at Virginia Tech	L	20-49	43,684	
9/4/99	at #11 Virginia Tech	L	0-47	51,907	
9/6/03	at #9 Virginia Tech	L	0-43	65,115	
9/11/10	at #13 Virginia Tech	W	21-16	66,233	
Score Totals			65-261		

VMI (10-3)

Home: 7-0		Away: 3-3		Neutral: 0-0	
Date	Game	W/L	Score	Attend.	
10/16/82	at VMI	L	7-35	9,350	
11/10/84	VMI	W	21-17	8,100	
11/9/85	at VMI	L	7-14	5,900	
9/27/86	VMI	W	39-7	11,000	
10/17/87	at VMI	W	20-17	8,500	
10/22/88	VMI	W	37-0	15,986	
10/21/89	VMI	W	25-0	9,115	
9/15/90	at VMI	L	21-24	7,850	
11/5/94	at VMI	W	38-15	6,224	
10/30/04	VMI	W	41-10	15,312	
9/30/06	at VMI	W	45-7	8,830	
9/15/07	VMI	W	45-17	15,083	
9/19/09	VMI	W	44-16	15,951	
Score Totals			390-179		

Washington & Lee (3-0)

Home: 2-0		Away: 1-0		Neutral: 0-0	
Date	Game	W/L	Score	Attend.	
9/21/74	WASHINGTON & LEE	W	24-22		
9/20/75	WASHINGTON & LEE	W	21-16		
9/9/78	WASHINGTON & LEE	W	49-7		
Score Totals			94-45		

Weber State (2-0)

Home: 2-0		Away: 0-0		Neutral: 0-0	
Date	Game	W/L	Score	Attend.	
p 12/8/17	#11 WEBER STATE	W	31-28	13,490	
p 12/21/19	#3 WEBER STATE	W	30-14	10,487	
			61-42		

West Virginia (0-3)

Home: 0-0		Away: 0-2		Neutral: 0-1	
Date	Game	W/L	Score	Attend.	
9/25/04	at West Virginia	L	10-45	56,609	
9/15/12	vs. West Virginia	L	12-42	45,511	
8/31/19	at West Virginia	L	13-20	61,891	
Score Totals			35-107		

William & Mary (25-17)

Home: 14-5		Away: 11-12		Neutral: 0-0	
Date	Game	W/L	Score	Attend.	
10/14/78	at William & Mary	L	7-32		
10/6/79	at William & Mary	L	0-33	12,000	
10/31/81	at William & Mary	L	19-31	7,800	
10/23/82	WILLIAM & MARY	W	24-18	14,750	
10/15/83	at William and Mary	L	21-24	12,100	
9/29/84	WILLIAM & MARY	L	10-20	8,300	
9/28/85	at William & Mary	L	14-31	12,200	
10/25/86	#3 WILLIAM & MARY	W	28-22	7,500	
10/24/87	at William & Mary	W	28-22	16,103	
9/24/88	#17 WILLIAM & MARY	L	3-10	7,000	
11/11/89	at #12 William & Mary	L	21-24	12,420	
11/10/90	#9 WILLIAM & MARY	L	21-31	6,641	
9/28/91	at #8 William & Mary	W	29-28	15,371	
10/31/92	#10 WILLIAM & MARY	W	21-14	7,400	
* 10/30/93	at #13 William & Mary	L	26-31	11,698	
* 10/22/94	#14 WILLIAM & MARY	W	33-7	15,200	
* 9/9/95	at #16 William & Mary	W	24-17	13,871	
* 10/12/96	#15 WILLIAM & MARY	W	26-21	10,500	
* 10/11/97	at #15 William & Mary	L	25-38	8,529	
* 10/17/98	#6 WILLIAM & MARY	L	12-24	14,000	
* 10/16/99	at William & Mary	W	30-20	9,225	
* 10/21/00	WILLIAM & MARY	W	28-14	10,500	
* 11/10/01	at William & Mary	L	10-17	9,233	
* 11/16/02	#16 WILLIAM & MARY	W	34-31 OT	8,237	
* 10/18/03	at William & Mary	W	24-17	8,038	
* 11/13/04	#10 WILLIAM & MARY	L	24-27	13,904	
p 12/10/04	at #6 William & Mary	W	48-34	12,259	
* 11/5/05	at #16 William & Mary	W	30-29	12,287	
* 10/21/06	WILLIAM & MARY	W	31-17	15,573	
* 11/10/07	at William & Mary	W	55-34	12,259	
* 11/15/08	#12 WILLIAM & MARY	W	48-24	14,330	
* 10/24/09	at #5 William & Mary	L	3-24	12,259	
* 11/13/10	#1 WILLIAM & MARY	W	30-24	16,733	
* 9/24/11	at #5 William & Mary	W	20-14	12,259	
* 10/13/12	WILLIAM & MARY	W	27-26 OT	22,271	
* 10/26/13	at #19 William & Mary	L	7-17	12,259	
* 11/1/14	#16 WILLIAM & MARY	W	31-24	21,778	
* 10/31/15	at #16 William & Mary	L	41-44	9,414	
* 10/8/16	WILLIAM & MARY	W	31-24	20,354	
* 10/21/17	at William & Mary	W	46-14	13,125	
* 9/22/18	WILLIAM & MARY	W	51-0	25,130	
* 10/19/19	at William & Mary	W	38-10	11,821	
Score Totals			1093-974		

Wofford (2-0)

Home: 2-0		Away: 0-0		Neutral: 0-0	
Date	Game	W/L	Score	Attend.	
10/25/80	WOFFORD	W	3-0		
p 11/29/08	#8 WOFFORD	W	38-35	12,826	
Score Totals			41-35		

Youngstown State (2-3)

Home: 0-1		Away: 1-2		Neutral: 1-0	
Date	Game	W/L	Score	Attend.	
10/20/90	#6 YOUNGSTOWN ST.	L	15-31	12,812	
11/9/91	at Youngstown St.	L	21-28	8,138	
9/26/92	at #1 Youngstown St.	W	52-49	16,826	
p 11/25/06	at #5 Youngstown St.	L	31-35	11,627	
p 1/7/17	vs. #13 Youngstown St.	W	28-14	14,423	
Score Totals			147-157		

Denotations:

* - conference game

p - NCAA playoff game

CAA Football

CAA Football has established itself as one of the nation's premier FCS power conferences for more than a decade due to its on-field success, national exposure and the achievements of its student-athletes in the classroom, in the community and at the next level.

CAA Football made history in 2018 by becoming the first conference to ever have six teams (Delaware, Elon, James Madison, Maine, Stony Brook and Towson) receive berths in the NCAA Division I Football Championship. Ten of the CAA's 12 teams have made the playoffs since 2015. The league has had multiple teams in the playoffs for the past 28 years and at least three squads in the field for the past 13 seasons. A CAA team has competed for the national championship in eight of the past 14 years.

CAA Football continued its success against non-conference opponents in 2018, finishing 22-9 against FCS foes and 24-19 overall. The league posted two victories over FBS competition for the third year in a row as Villanova knocked off city rival Temple, 19-17, and Maine rallied past Western Kentucky, 31-28. CAA Football teams have now recorded 38 wins over FBS opponents in its history.

A strong presence in the national rankings was another constant in 2018 as CAA Football led all conferences with six teams in the final Top 25 polls. Maine, James Madison, Stony Brook, Elon, Towson and Delaware were ranked in both the STATS and AFCA polls, with Rhode Island among other teams receiving votes. Ten of the 12 CAA teams were either ranked or receiving votes in the national polls at some point during the season.

A total of 19 CAA Football players were named to one or more All-America teams in 2018, while six players and one coach were selected as finalists for national Player/Coach of the Year awards from STATS.

CAA Football continues to provide a path to the next level, with three players selected in the 2019 NFL Draft. Delaware safety Nasir Adderley was picked in the second round by the Los Angeles Chargers, Elon offensive tackle Oli Udoh was chosen in the sixth round by the Minnesota Vikings and JMU cornerback Jimmy Moreland went to the Washington Redskins in round seven. The conference has had multiple players picked in each NFL Draft since 2006.

CAA Football begins a new broadcast agreement this season with partner FloSports, which will televise at least 50 games across their digital platform. In addition, several teams will have contests televised on regional sports networks. The CAA's national appeal was showcased in 2017 when ESPN's iconic College Gameday show aired live from James Madison on Oct. 14 prior to the Dukes' conference showdown with Villanova. It was College Gameday's second trip to Harrisonburg in a three-year period.

CAA Football's emphasis on its players' off-the-field achievements was evident again in 2018. Stony Brook's Chris Infantino was the recipient of the Chuck Boone Leadership Award, which honors the player who best embodies the highest standards of leadership, integrity, teamwork and sportsmanship in his academic and athletic pursuits. Richmond's Griffin Trau was selected as CAA Football's Scholar-Athlete of the Year and was honored on the FCS ADA Academic All-Star Team.

Showing a desire to unite behind a common cause, all 12 CAA Football schools partnered with the Be the Match Foundation in 2018. Former Villanova coach Andy Talley has been a driving force nationally for the program, which raises awareness of the need for bone marrow donors.

CAA Football has enjoyed a tremendous record in the postseason, earning 108 total playoff berths and placing at least three teams in the field every year since 2006. The league's 108 all-time wins in the NCAA playoffs are second-most of any FCS conference, and the conference has further established its presence at the national level by placing 14 teams in the national semifinals over the past 13 seasons.

James Madison took home the national championship in 2016 with a 28-14 victory over Youngstown State. It was the third title in a decade and sixth overall for CAA Football. Villanova captured the 2009 national championship and Richmond claimed its first FCS crown in 2008. In 2004, JMU won the national championship, becoming the first team since the field expanded to 16 teams in 1986 to reach the final after winning three road playoff games. Delaware rolled past Colgate, 40-0, to capture the first title-game shutout in 2003. Former league member Massachusetts earned a national championship in 1998.

CAA Football boasts a total of 30 individual national award winners in league history. Villanova quarterback John Robertson (2014), Old Dominion quarterback Taylor Heinicke (2012), New Hampshire quarterback Ricky Santos (2006), William & Mary quarterback Lang Campbell (2004), Villanova running back Brian Westbrook (2001), Nova wide receiver Brian Finneran (1997), UNH running back Jerry Azumah (1998) and Towson running back Dave Meggett (1998) all earned the Walter Payton Award as the top offensive player in FCS under the league banner. UNH linebacker Matt Evans (2011), James Madison defensive lineman Arthur Moats (2009), and JMU linebacker Derrick Lloyd (2001) each received the



Buck Buchanan Award as the top defensive player in FCS, while JMU defensive lineman Andrew Ankrah was chosen as the FCS ADA Defensive Player of the Year in 2017. Robertson (2012) and Towson's Terrance West (2011) are past recipients of the Jerry Rice Award as the top freshman in FCS. New Hampshire's Sean McDonnell (2005 and 2014), Towson's Rob Ambrose (2011), JMU's Mickey Matthews (1999 and 2008), Villanova's Andy Talley (1997) and Boston University's Dan Allen (1993) are past Eddie Robinson Award winners from the league as the top coach in FCS. Maine's Joe Harasymiak (2018), JMU's Mike Houston (2016), McDonnell (2014), Matthews (2004), Talley (1997 and 2009), Delaware's K.C. Keeler (2010), Richmond's Mike London (2008), and Massachusetts' Mark Whipple (1998) have all garnered the AFCA National Coach of the Year honor. Stony Brook's Chris Infantino received the STATS Doris Robinson Scholar-Athlete Award in 2018.

The league remains successful beyond the collegiate playing field. CAA Football has had 119 players drafted by NFL franchises dating back to 1948. A total of 41 players have been selected in the draft over the last 14 years, including 2013 Super Bowl MVP Joe Flacco of Delaware (18th overall to the Baltimore Ravens in 2008). More than 30 players currently join Flacco on active NFL rosters.

CAA Football's geographic footprint extends up and down the East Coast, with schools located from Maine to North Carolina. Members include UAlbany, Delaware, Elon, James Madison, Maine, New Hampshire, Rhode Island, Richmond, Stony Brook, Towson, Villanova and William and Mary. Joe D'Antonio is in his fourth year as commissioner of CAA Football and the Colonial Athletic Association.

While CAA Football officially began March 1, 2007, its roots date back more than 60 years. On December 3, 1946, the Code of the Yankee Conference went into effect. Established as an all-sports conference for the New England land grant colleges, the six charter members included Connecticut, Maine, Massachusetts, New Hampshire, Rhode Island and Vermont. Upon the formation of Division I-AA football in 1978, the league disbanded all sports except for football. Delaware and Richmond were admitted to the conference in 1986, Villanova was added in 1988 and James Madison, Northeastern and William and Mary joined the league in 1993. The Atlantic 10 assumed operational control of the conference from 1997-2006, with Hofstra becoming part of the league in 2001 and Towson joining the group in 2004. With the conference under the CAA Football banner, UAlbany and Stony Brook were welcomed in 2013, followed by Elon in 2014.

CAA Football Staff

Joe D'Antonio - Commissioner

Jennifer Condaras - Deputy Commissioner, SWA

Brian Gordon - Associate Commissioner for Football

Rob Washburn - Associate Commissioner for Communications

Bobby Broyles - Assistant Commissioner for Broadcast & Multimedia Services

Tony Hermene - Director of Multimedia Services

Supervisor of Football Officials - Bruce Williams

Address

8625 Patterson Ave.

Richmond, VA 23229



Joe D'Antonio

Washburn E-mail

rwashburn@caasports.com

Phone

(804) 525-1219

Fax

(804) 754-1973



Rob Washburn

2019 Standings

Team	Conference			Points			Overall			Points			Home	Away	Neut	Streak
	W	L	T	For	Opp	Pct	W	L	T	For	Opp	Pct				
James Madison * #	8	0	0	350	135	1.000	14	1	0	620	223	.933	9-0	5-1	0-0	W14
Albany #	6	2	0	239	210	.750	9	5	0	439	357	.643	6-1	3-4	0-0	L1
Villanova #	5	3	0	289	253	.625	9	4	0	485	339	.692	5-1	4-3	0-0	L1
New Hampshire	5	3	0	172	172	.625	6	5	0	222	221	.545	5-0	1-5	0-0	W1
Towson	4	4	0	237	213	.500	7	5	0	363	282	.583	3-3	4-2	0-0	L1
Maine	4	4	0	213	233	.500	6	6	0	352	353	.500	3-2	3-4	0-0	L1
Elon	4	4	0	213	196	.500	5	6	0	276	297	.455	2-3	3-3	0-0	W1
Richmond	4	4	0	181	218	.500	5	7	0	275	333	.417	3-3	2-4	0-0	L3
William & Mary	3	5	0	211	240	.375	5	7	0	303	338	.417	3-3	2-4	0-0	W1
Delaware	3	5	0	183	240	.375	5	7	0	278	344	.417	4-3	1-4	0-0	L1
Stony Brook	2	6	0	179	236	.250	5	7	0	292	328	.417	3-4	2-3	0-0	L4
Rhode Island	0	8	0	198	319	.000	2	10	0	308	436	.167	1-4	1-6	0-0	L3

* - CAA Football Champion

- 2019 FCS Playoffs Participants

2019 CAA Football Individual Awards

Greg Gattuso, Albany

Coach of the Year

Jeff Undercuffler, Albany (QB, Fr.)

CAA Offensive Rookie of the Year

Ben DiNucci, James Madison (QB, R-Sr.)

Offensive Player of the Year

Tristan Wheeler, Richmond (LB, Fr.)

CAA Defensive Rookie of the Year

Ron'Dell Carter, James Madison (DL, R-Sr.)

Defensive Player of the Year

Chucky Smith, Villanova (S, Sr.)

Chuck Boone Leadership Award

Earnest Edwards, Maine (KR, Sr.)

Special Teams Player of the Year

2019 All-CAA Football First Team

OFFENSE

Pos.	Player	School	Class
QB	Ben DiNucci	James Madison	Sr.
RB	Percy Agyei-Obese	James Madison	Jr.
RB	Karl Mofo	Albany	Jr.
FB/HB	Evan Gray	New Hampshire	Sr.
WR	Earnest Edwards	Maine	Sr.
WR	Juwan Green	Albany	Sr.
WR	Aaron Parker	Rhode Island	Sr.
TE	Matt Foster	Elon	Sr.
OL	Liam Dobson	Maine	Jr.
OL	Liam Fornadel	James Madison	Jr.
OL	Paul Grattan	Villanova	Jr.
OL	Kyle Murphy	Rhode Island	Sr.
OL	Mac Patrick	James Madison	Sr.

2019 All-CAA Football Second Team

OFFENSE

Pos.	Player	School	Class
QB	Tom Flacco	Towson	Sr.
RB	Will Knight	Delaware	Fr.
RB	Yeedee Thaeenrat	Towson	Sr.
FB/HB	Owen Tyler	Delaware	Sr.
WR	Isaiah Coulter	Rhode Island	Jr.
WR	Shane Leatherbury	Towson	Sr.
WR	Brandon Polk	James Madison	Sr.
TE	Dylan Stapleton	James Madison	Sr.
OL	Tim Coleman	Richmond	Jr.
OL	Mario Farinella	Delaware	Gr.
OL	Aaron Grzymkowski	Towson	Jr.
OL	Kyle Nunez	Stony Brook	So.
OL	Mark Williamson	William & Mary	Sr.

2019 All-CAA Football Third Team

OFFENSE

Pos.	Player	School	Class
QB	Daniel Smith	Villanova	Jr.
RB	Justin Covington	Villanova	Jr.
RB	Jawon Hamilton	James Madison	Jr.
FB/HB	Tyler Crist	William & Mary	Jr.
WR	Jaquan Blair	Maine	Sr.
WR	Keyston Fuller	Richmond	Gr.
WR	Changa Hodge	Villanova	Jr.
TE	LJ Wesneski	Albany	Jr.
OL	Chuka Ezeuzoh	Delaware	Gr.
OL	Patrick Flynn	New Hampshire	So.
OL	Colin Gamroth	Villanova	Jr.
OL	Sean Kennedy	Albany	Sr.
OL	Truvel Wilson	James Madison	Jr.

DEFENSE

Pos.	Player	School	Class
DL	Ron'Dell Carter	James Madison	Sr.
DL	John Daka	James Madison	Sr.
DL	Eli Mencer	Albany	Sr.
DL	Kayon Whitaker	Maine	Sr.
LB	Tyler Dressler	Richmond	Jr.
LB	Dimitri Holloway	James Madison	Sr.
LB	Taji Lowe	Maine	Sr.
LB	Forrest Rhyne	Villanova	Jr.
CB	Greg Liggs Jr.	Elon	Sr.
CB	Manny Patterson	Maine	Sr.
S	D'Angelo Amos	James Madison	Jr.
S	Adam Smith	James Madison	Sr.

DEFENSE

Pos.	Player	School	Class
DL	Maurice Jackson	Richmond	Sr.
DL	Cam Kitchen	Delaware	Gr.
DL	Bill Murray	William & Mary	Sr.
DL	Marcus Willoughby	Elon	Sr.
LB	Augie Contressa	Stony Brook	Jr.
LB	Robert Heyward	Towson	Sr.
LB	Branyan Javier-Castillo	Rhode Island	Sr.
LB	Levi Metheny	Albany	Jr.
CB	Rashad Robinson	James Madison	Sr.
CB	Prince Smith Jr.	New Hampshire	Sr.
S	Evan Horn	New Hampshire	Jr.
S	Daniel Jones	Richmond	Jr.

DEFENSE

Pos.	Player	School	Class
DL	Malik Fisher	Villanova	Jr.
DL	Mike Greene	James Madison	Jr.
DL	Niko Kvietkus	New Hampshire	So.
DL	Charles Mitchell	Maine	Sr.
DL	Kobie Turner	Richmond	So.
LB	Keon Paye	Towson	Sr.
LB	Tristan Wheeler	Richmond	Fr.
LB	Drew Wiley	Villanova	Sr.
LB	Landan Word	James Madison	Sr.
CB	Jaquan Amos	Villanova	Jr.
CB	Gavin Heslop	Stony Brook	Sr.
S	Coby Tippet	Towson	Jr.
S	Kedrick Whitehead	Delaware	So.

SPECIAL TEAMS

Pos.	Player	School	Class
PK	Ethan Ratke	James Madison	Jr.
P	Nate Fondacaro	Villanova	So.
KR	Earnest Edwards	Maine	Sr.
PR	D'Angelo Amos	James Madison	Jr.
SPEC	Yeedee Thaeenrat	Towson	Sr.

SPECIAL TEAMS

Pos.	Player	School	Class
PK	Aidan O'Neill	Towson	Sr.
P	Nick Pritchard	Delaware	Sr.
KR	Ahmere Dorsey	Rhode Island	Sr.
PR	Ahmere Dorsey	Rhode Island	Sr.
SPEC	Corey Parker	William & Mary	Sr.

SPECIAL TEAMS

Pos.	Player	School	Class
PK	Jason Hughes	New Hampshire	Jr.
P	Shane McDonough	Towson	So.
KR	Aaron Dykes	Richmond	Fr.
PR	Jordan Lowery	William & Mary	Jr.
SPEC	Billy Barber	Stony Brook	Sr.

Saturday, August 24

Villanova 34, Colgate 14

Thursday, August 29

Stony Brook 35, Bryant 10
 Delaware 31, Delaware 13
 Central Michigan 38, Albany 21
 Richmond 38, Jacksonville 19

Friday, August 30

Maine 42, Sacred Heart 14

Saturday, August 31

Ohio 41, Rhode Island 20
 West Virginia 20, James Madison 13
 Towson 28, The Citadel 21
 North Carolina A&T 24, Elon 21
 William & Mary 30, Lafayette 17

Friday, September 6

Virginia 52, William & Mary 17

Saturday, September 7

Holy Cross 13, New Hampshire 10
 Elon 35, The Citadel 28
 Boston College 45, Richmond 13
 Georgia Southern 26, Maine 18
 Towson 42, N.C. Cental 3
 James Madison 44, Saint Francis 7
 Villanova 38, Lehigh 10
 Delaware 44, Rhode Island 36 (30T) *
 Albany 45, Bryant 3
 Utah State 62, Stony Brook 7

Saturday, September 14

North Dakota State 47, Delaware 22
 Monmouth 38, Albany 35
 James Madison 63, Morgan State 12
 Villanova 45, Bucknell 10
 William & Mary 38, Colgate 10
 Stony Brook 26, Wagner 10
 Elon 42, Richmond 20 *
 Towson 45, Maine 23 *
 FIU 30, New Hampshire 17

Saturday, September 21

Maine 35, Colgate 21
 Wake Forest 49, Elon 7
 Delaware 28, Penn 27
 Albany 36, Lafayette 7
 James Madison 37, Chattanooga 14
 Stony Brook 45, Fordham 10
 New Hampshire 27, Rhode Island 24 *
 ECU 19, William & Mary 7
 Villanova 52, Towson 45 (OT) *

Saturday, September 28

Pitt 17, Delaware 14
 New Hampshire 23, Duquesne 6
 Fordham 23, Richmond 16
 James Madison 45, Elon 10 *
 Albany 39, William & Mary 31 *
 Villanova 33, Maine 17 *
 Florida 38, Towson 0
 Stony Brook 31, Rhode Island 27

Saturday, October 5

Rhode Island 31, Brown 28
 Richmond 23, Albany 20 *
 New Hampshire 26, Elon 10 *
 Villanova 35, William & Mary 28 *
 James Madison 45, Stony Brook 38 (OT) *

Saturday, October 12

Richmond, 24, Maine 17 *
 James Madison 38, Villanova 24 *
 Elon 42, Delaware 7 *
 Virginia Tech 34, Rhode Island 17
 Albany 38, Towson 21 *
 New Hampshire 20, Stony Brook 14 *

Saturday, October 19

Delaware 16, New Hampshire 10 *
 Albany 35, Rhode Island 28 *
 James Madison 38, William & Mary 10 *
 Towson 56, Bucknell 7
 Liberty 59, Maine 44
 Yale 28, Richmond 27

Saturday, October 26

Maine 34, William & Mary 25 *
 Elon 38, Rhode Island 13 *
 Richmond 35, Delaware 25 *
 James Madison 27, Towson 10 *
 Stony Brook 36, Villanova 35 *

Saturday, November 2

New Hampshire 28, Villanova 20 *
 Rhode Island 42, Merrimack 14
 Towson 31, Delaware 24 *
 William & Mary 31, Elon 29 (50T) *
 Richmond 30, Stony Brook 10 *
 Maine 47, Albany 31 *

Saturday, November 9

Albany 21, Delaware 17 *
 Villanova 35, Richmond 28 *
 William & Mary 55, Rhode Island 19 *
 Maine 31, Elon 17 *
 Towson 31, Stony Brook 14 *
 James Madison 54, New Hampshire 16 *

Friday, November 15

Villanova 35, LIU 7

Saturday, November 16

Maine 34, Rhode Island 30 *
 Delaware 17, Stony Brook 10 *
 Towson 31, William & Mary 10 *
 Albany 24, New Hampshire 17 *
 James Madison 48, Richmond 6 *

Saturday, November 23

William & Mary 21, Richmond 15 (OT) *
 James Madison 55, Rhode Island 21 *
 New Hampshire 28, Maine 10 *
 Villanova 55, Delaware 33 *
 Elon 25, Towson 23 *
 Albany 31, Stony Brook 26 *

Saturday, November 30

Albany 42, Central Connecticut 14 ^
 Southeastern Louisiana 45, Villanova 44 ^

Saturday, Dec. 7

James Madison 66, Monmouth 21 ^
 Montana State 47, Albany 21 ^

Friday, Dec. 13

James Madison 17, Northern Iowa 0 ^

Saturday, Dec. 21

James Madison 30, Weber State 14 ^

* - denotes CAA game

^ - denotes FCS Playoffs game



2019 Season in Review

	Date	Opponent	Score	Overall	CAA	Time	Att.
	Aug 31, 2019	at West Virginia	13-20	L 0-1-0	0-0-0	3:08	61891
	Sep 07, 2019	SAINT FRANCIS	44-7	1-1-0	0-0-0	2:58	22422
	Sep 14, 2019	MORGAN STATE	63-12	2-1-0	0-0-0	4:00	19777
	Sep 21, 2019	at Chattanooga	37-14	3-1-0	0-0-0	2:58	8795
*	Sep 28, 2019	at #24 Elon	45-10	4-1-0	1-0-0	2:55	11926
*	Oct 05, 2019	at #24 Stony Brook	45-38	5-1-0	2-0-0	3:19	12812
*	Oct 12, 2019	#5 VILLANOVA	38-24	6-1-0	3-0-0	3:12	25076
*	Oct 19, 2019	at William and Mary	38-10	7-1-0	4-0-0	2:50	11821
*	Oct 26, 2019	#16 TOWSON	27-10	8-1-0	5-0-0	2:51	23983
*	Nov 09, 2019	#23 NEW HAMPSHIRE	54-16	9-1-0	6-0-0	2:51	19660
*	Nov 16, 2019	RICHMOND	48-6	10-1-0	7-0-0	2:50	21947
*	Nov 23, 2019	at Rhode Island	55-21	11-1-0	8-0-0	2:45	2815
\$	Dec 07, 2019	#14 MONMOUTH	66-21	12-1-0	8-0-0	3:00	10881
\$	Dec 13, 2019	#6 NORTHERN IOWA	17-0	13-1-0	8-0-0	2:57	8741
\$	Dec 21, 2019	#3 WEBER STATE	30-14	14-1-0	8-0-0	2:53	10487

* indicates CAA game \$ - Indicates FCS playoff game

Team Statistics

	JMU	OPP
SCORING	620	223
Points Per Game	41.3	14.9
Points Off Turnovers	114	45
FIRST DOWNS	373	213
Rushing	208	52
Passing	154	129
Penalty	11	32
RUSHING YARDAGE	3725	916
Yards gained rushing	3986	1410
Yards lost rushing	261	494
Rushing Attempts	737	413
Average Per Rush	5.1	2.2
Average Per Game	248.3	61.1
TDs Rushing	43	7
PASSING YARDAGE	3362	3054
Comp-Att-Int	261-368-5	254-480-17
Average Per Pass	9.1	6.4
Average Per Catch	12.9	12.0
Average Per Game	224.1	203.6
TDs Passing	31	18
TOTAL OFFENSE	7087	3970
Total Plays	1105	893
Average Per Play	6.4	4.4
Average Per Game	472.5	264.7
KICK RETURNS: #-Yards	29-725	77-1490
PUNT RETURNS: #-Yards	34-433	12-68
INT RETURNS: #-Yards	17-272	5-16
KICK RETURN AVERAGE	25.0	19.4
PUNT RETURN AVERAGE	12.7	5.7
INT RETURN AVERAGE	16.0	3.2
FUMBLES-LOST	22-10	21-9
PENALTIES-Yards	76-768	62-542
Average Per Game	51.2	36.1
PUNTS-Yards	46-1774	89-3518
Average Per Punt	38.6	39.5
Net punt average	36.2	33.5
KICKOFFS-Yards	116-6183	52-2694
Average Per Kick	53.3	51.8
Net kick average	38.5	33.1
TIME OF POSSESSION/Game	33:20	26:40
3RD-DOWN Conversions	118/218	58/200
3rd-Down Pct	54%	29%
4TH-DOWN Conversions	14/16	11/26
4th-Down Pct	88%	42%
SACKS BY-Yards	46-310	25-143
MISC YARDS	29	0
TOUCHDOWNS SCORED	78	27
FIELD GOALS-ATTEMPTS	25-31	12-20
ON-SIDE KICKS	0-0	0-1
RED-ZONE SCORES	(72-78) 92%	(23-32) 72%
RED-ZONE TOUCHDOWNS	(54-78) 69%	(16-32) 50%
PAT-ATTEMPTS	(77-78) 99%	(25-27) 93%
ATTENDANCE	162974	110060
Games/Avg Per Game	9/18108	6/18343
Neutral Site Games		0/0

Score by Quarters

	1st	2nd	3rd	4th	OT	Total
James Madison	159	198	122	134	7	620
Opponents	62	53	55	53	0	223

JMU in the CAA and FCS Rankings

Category	CAA	Avg	Nationally
Scoring Offense	1st	41.3	2nd
Scoring Defense	1st	14.9	3rd
Rushing Offense	1st	248.3	10th
Rushing Defense	1st	61.1	1st
Passing Offense	7th	224.1	56th
Passing Defense	2nd	203.6	38th
Total Offense	1st	472.5	9th
Total Defense	1st	264.7	1st
3rd-Down Offense	1st	54.1%	2nd
3rd-Down Defense	1st	29%	2nd
4th-Down Offense	1st	87.5%	1st
4th-Down Defense	2nd	42.3%	32nd
Red Zone Offense	1st	92.4%	5th
Red Zone Defense	1st	71.9%	14th
Kickoff Return Offense	1st	25.0	2nd
Kickoff Return Defense	3rd	19.35	51st
Punt Return Offense	1st	12.74	16th
Punt Return Defense	1st	5.67	25th
Net Punting	5th	36.22	45th
Turnover Margin	2nd	+0.73	19th
Interceptions For	1st	17	7th
Interceptions Against	1st	5	4th
Sacks For	1st	3.07	9th
Sacks Against	3rd	1.67	36th

2019 Season in Review

Passing

	G	Effic	Cmp-Att-Int	Pct	Yds	TD	Lng	Avg/G
Ben DiNucci	15	173.05	246-345-5	71.3	3237	27	80	215.8
Cole Johnson	8	169.06	14-20-0	70.0	118	3	23	14.8
Gage Moloney	4	244.40	1-2-0	50.0	7	1	7	1.8
Total.....	15	172.75	261-368-5	70.9	3362	31	80	224.1
Opponents.....	15	111.65	254-480-17	52.9	3054	18	72	203.6

Rushing

	GP	Att	Gain	Loss	Net	Avg	TD	Long	Avg/G
Percy Agyei-Obese	15	241	1163	20	1143	4.7	19	37	76.2
Jawon Hamilton	15	160	913	17	896	5.6	5	72	59.7
Ben DiNucci	15	114	721	161	560	4.9	7	34	37.3
Solomon Vanhorne	13	88	391	9	382	4.3	5	30	29.4
Latrele Palmer	8	52	365	9	356	6.8	4	69	44.5
Eric Kirlaw	13	37	228	11	217	5.9	2	52	16.7
Austin Douglas	4	25	104	14	90	3.6	0	11	22.5
Brandon Polk	15	4	42	3	39	9.8	0	29	2.6
Cole Johnson	8	5	42	5	37	7.4	1	33	4.6
Gage Moloney	4	2	14	0	14	7.0	0	7	3.5
Total.....	15	737	3986	261	3725	5.1	43	72	248.3
Opponents.....	15	413	1410	494	916	2.2	7	93	61.1

Receiving

	G	No.	Yds	Avg	TD	Long	Avg/G
Brandon Polk	15	73	1173	16.1	11	80	78.2
Riley Stapleton	12	55	688	12.5	8	37	57.3
Dylan Stapleton	15	29	360	12.4	1	39	24.0
Jake Brown	15	28	298	10.6	2	45	19.9
Kyndel Dean	14	20	263	13.1	1	37	18.8
Jawon Hamilton	15	13	122	9.4	1	50	8.1
Solomon Vanhorne	13	12	133	11.1	1	19	10.2
Devin Ravenel	15	11	139	12.6	1	30	9.3
Drew Painter	15	4	57	14.2	1	26	3.8
Kevin Curry Jr.	2	3	33	11.0	1	17	16.5
Daniel Adu	15	3	29	9.7	0	23	1.9
Austin Douglas	4	3	26	8.7	1	19	6.5
Percy Agyei-Obese	15	3	19	6.3	0	10	1.3
Eric Kirlaw	13	1	9	9.0	1	9	0.7
Reggie Brown	5	1	6	6.0	0	6	1.2
Nick Carlton	13	1	5	5.0	0	5	0.4
Clayton Cheatham	11	1	2	2.0	1	2	0.2
Total.....	15	261	3362	12.9	31	80	224.1
Opponents.....	15	254	3054	12.0	18	72	203.6

Total Offense

	G	Plays	Rush	Pass	Total	Avg/G
Ben DiNucci	15	459	560	3237	3797	253.1
Percy Agyei-Obese	15	241	1143	0	1143	76.2
Jawon Hamilton	15	160	896	0	896	59.7
Solomon Vanhorne	13	88	382	0	382	29.4
Latrele Palmer	8	52	356	0	356	44.5
Eric Kirlaw	13	37	217	0	217	16.7
Cole Johnson	8	25	37	118	155	19.4
Austin Douglas	4	25	90	0	90	22.5
Total.....	15	1105	3725	3362	7087	472.5
Opponents.....	15	893	916	3054	3970	264.7

Field Goals

	FGM-FGA	Pct	1-19	20-29	30-39	40-49	50+	Lg	Blk
Ethan Ratke	25-31	80.6	2-2	10-11	6-8	7-9	0-1	44	1
Total.....	25-31	80.6	2-2	10-11	6-8	7-9	0-1	44	1
Opponents.....	12-20	60.0	0-0	3-4	3-6	5-7	1-3	50	4

Kick Returns

	No.	Yds	Avg	TD	Long
Brandon Polk	11	312	28.4	0	60
Jawon Hamilton	9	263	29.2	0	56
D'Angelo Amos	5	78	15.6	0	22
Devin Ravenel	1	43	43.0	1	43
Total.....	29	725	25.0	1	60
Opponents.....	77	1490	19.4	2	93

Punt Returns

	No.	Yds	Avg	TD	Long
D'Angelo Amos	30	387	12.9	1	85
Jack Sroba	2	16	8.0	0	18
Bryce Maginley	1	22	22.0	0	0
Total.....	34	433	12.7	1	85
Opponents.....	12	68	5.7	0	21

Scoring

	TD	FGs	Kick	Rush	Rcv	Pass	DXP	Saf	Points
Ethan Ratke	0	25-31	77-78	0-0	0	0-0	0	0	152
Percy Agyei-Obese	19	0-0	0-0	0-0	0	0-0	0	0	114
Brandon Polk	11	0-0	0-0	0-0	0	0-0	0	0	66
Riley Stapleton	8	0-0	0-0	0-0	0	0-0	0	0	48
Ben DiNucci	7	0-0	0-0	0-0	0	0-0	0	0	42
Jawon Hamilton	6	0-0	0-0	0-0	0	0-0	0	0	36
Solomon Vanhorne	6	0-0	0-0	0-0	0	0-0	0	0	36
Latrele Palmer	4	0-0	0-0	0-0	0	0-0	0	0	24
Eric Kirlaw	3	0-0	0-0	0-0	0	0-0	0	0	18
Devin Ravenel	2	0-0	0-0	0-0	0	0-0	0	0	12
Jake Brown	2	0-0	0-0	0-0	0	0-0	0	0	12
Cole Johnson	1	0-0	0-0	0-0	0	0-0	0	0	6
Drew Painter	1	0-0	0-0	0-0	0	0-0	0	0	6
Clayton Cheatham	1	0-0	0-0	0-0	0	0-0	0	0	6
Kyndel Dean	1	0-0	0-0	0-0	0	0-0	0	0	6
MJ Hampton	1	0-0	0-0	0-0	0	0-0	0	0	6
Charles Tutt	1	0-0	0-0	0-0	0	0-0	0	0	6
Kevin Curry Jr.	1	0-0	0-0	0-0	0	0-0	0	0	6
Dylan Stapleton	1	0-0	0-0	0-0	0	0-0	0	0	6
Austin Douglas	1	0-0	0-0	0-0	0	0-0	0	0	6
D'Angelo Amos	1	0-0	0-0	0-0	0	0-0	0	0	6
Total.....	78	25-31	77-78	0-0	0	0-0	0	0	620
Opponents.....	27	12-20	25-27	0-0	0	0-0	0	0	223

All-Purpose

	G	Rush	Rec	PR	KOR	IR	Tot	Avg/G
Brandon Polk	15	39	1173	0	312	0	1524	101.6
Jawon Hamilton	15	896	122	0	263	0	1281	85.4
Percy Agyei-Obese	15	1143	19	0	0	0	1162	77.5
Riley Stapleton	12	0	688	0	0	0	688	57.3
Ben DiNucci	15	560	0	0	0	0	560	37.3
Solomon Vanhorne	13	382	133	0	17	0	532	40.9
D'Angelo Amos	15	0	0	387	78	24	489	32.6
Dylan Stapleton	15	0	360	0	4	0	364	24.3
Latrele Palmer	8	356	0	0	0	0	356	44.5
Jake Brown	15	0	298	0	0	0	298	19.9
Kyndel Dean	14	0	263	0	0	0	263	18.8
Eric Kirlaw	13	217	9	0	0	0	226	17.4
Devin Ravenel	15	3	139	0	43	0	185	12.3
Austin Douglas	4	90	26	0	8	0	124	31.0
Total.....	15	3725	3362	433	725	272	8517	567.8
Opponents.....	15	916	3054	68	1490	16	5544	369.6

Punting

	No.	Yds	Avg	Long	TB	FC	I20	50+	Blkd
Harry O'Kelly	46	1774	38.6	60	2	18	21	3	0
Total.....	46	1774	38.6	60	2	18	21	3	0
Opponents.....	89	3518	39.5	60	5	24	13	13	3

Interceptions

	No.	Yds	Avg	TD	Long
Adam Smith	6	64	10.7	0	30
Rashad Robinson	3	3	1.0	0	3
D'Angelo Amos	2	24	12.0	0	22
Wayne Davis	2	3	1.5	0	2
Charles Tutt	1	79	79.0	1	79
Que Reid	1	16	16.0	0	16
Chris Chukwuneke	1	0	0.0	0	0
MJ Hampton	1	83	83.0	1	83
Total.....	17	272	16.0	2	83
Opponents.....	5	16	3.2	0	7

Fumble Returns

	No.	Yds	Avg	TD	Long
D'Angelo Amos	1	4	4.0	0	4
Dimitri Holloway	1	12	12.0	0	12
Total.....	2	16	8.0	0	12
Opponents.....	2	13	6.5	0	13

2019 Season in Review

Defensive Leaders

		-----Tackles-----				-Sacks-			---Pass Def---		-Fumbles-		Blkd	
		GP-GS	Solo	Ast	Total	TFL/Yds	No-Yards	Int-Yds	BrUp	QBH	Rcv-Yds	FF	Kick	Saf
2	Dimitri Holloway	15-14	47	68	115	10.5-20	2.0-11	.	5	.	3-12	1	.	.
21	Adam Smith	15-15	42	21	63	1.0-1	.	6-64	10	.	1-0	.	.	.
5	Ron'Dell Carter	15-15	27	32	59	25.5-119	11.5-73	.	1	13	.	1	.	.
7	John Daka	15-15	31	28	59	26.5-146	16.5-124	.	3	12	1-0	4	1	.
8	Wayne Davis	15-15	30	26	56	8.0-24	1.5-2	2-3	6	1	.	1	.	.
92	Mike Greene	15-15	22	30	52	11.0-65	7.5-60	.	.	5	.	1	.	.
24	D'Angelo Amos	15-14	35	16	51	4.5-9	1.0-3	2-24	3	.	1-4	1	3	.
1	Rashad Robinson	13-13	28	19	47	4.5-17	1.5-7	3-3	11	2	1-0	.	.	.
95	Adeeb Atariwa	15-14	20	26	46	12.0-32	1.5-10	.	1	1	1-0	1	1	.
52	Landan Word	15-15	20	26	46	1.0-8	1.0-8
32	MJ Hampton	14-1	26	18	44	2.0-8	.	1-83	4	1	.	2	1	.
54	Kelvin Azanama	15-1	14	27	41	3.5-11
20	D. Tucker-Dorsey	15-0	10	22	32	3.0-10	1.0-3	.	.	1
30	Wesley McCormick	13-10	17	5	22	2.0-2	.	.	3	.	.	1	.	.
16	Que Reid	15-0	11	9	20	3.0-4	.	1-16	2	.	.	1	.	.
38	Mike Cobbs	15-0	13	4	17	1
11	Bryce Maginley	11-0	6	10	16	3.0-14	0.5-8	1	1	.
34	Chris Chukwuneke	9-0	10	5	15	.	.	1-0
33	Sam Kidd	8-0	8	5	13
27	Taurus Carroll	10-3	8	3	11	1.0-8	.	.	7
10	Jalen Green	13-0	4	7	11	2.0-6	0.5-1
23	Charles Tutt	13-3	9	1	10	.	.	1-79
43	Garrett Groulx	15-1	3	6	9	3.0-16	2	.
35	Willie Drew	7-0	4	4	8	.	.	.	2	1
18	Patrick, Tabb	12-0	4	3	7	1.0-4
65	Tony Thurston	10-0	1	4	5	1.5-2
40	Camden Wise	15-0	3	2	5	1-0	.	.	.
51	Mateo Jackson	14-0	2	1	3
31	Percy Agyei-Obese	15-2	2	.	2
14	Jamari Currence	7-0	1	1	2	1.0-8
26	Jack Sroba	14-0	2	.	2
42	Michael Johnson	7-0	.	1	1	0.5-0
50	Kyle Davis	15-0	.	1	1
45	Antonio Colclough	3-0	.	1	1
22	Eric Kirlew	13-0	.	1	1
56	Nick Kidwell	15-0	1	.	1
84	Dylan Stapleton	15-15	1	.	1
73	Mac Patrick	15-15	1	.	1
3	Brandon Polk	15-15	1	.	1
Total.....		15-0	465	433	898	131-534	46-310	17-272	58	38	9-16	15	9	.
Opponents.....		15-0	650	578	1228	73.0-245	25-143	5-16	34	18	10-13	15	1	.

2019 Season in Review

Game-by-Game

Opponent	---RUSHING---				--RECEIVING--				-----PASSING-----				--KICK RET--				--PUNT RET--				tot off
	No.	Yds	TD	Lg	No.	Yds	TD	Lg	Cmp-Att-Int	Yds	TD	Lg	No	Yds	TD	Lg	No	Yds	TD	Lg	
at West Virginia	48	172	1	22	13	156	0	29	13-20-1	156	0	29	3	69	0	30	3	4	0	2	328
SAINT FRANCIS	55	295	2	30	20	238	3	45	20-25-0	238	3	45	1	47	0	47	3	29	0	22	533
MORGAN STATE	39	209	2	34	25	298	6	50	25-33-0	298	6	50	2	99	1	56	2	1	0	1	507
at Chattanooga	49	268	3	22	19	264	1	48	19-25-0	264	1	48	1	8	0	8	0	0	0	0	532
at Elon	56	336	6	26	13	185	0	42	13-22-0	185	0	42	1	11	0	11	4	35	0	26	521
at Stony Brook	56	329	5	55	13	218	1	54	13-17-1	218	1	54	4	88	0	34	1	-3	0	0	547
VILLANOVA	37	158	1	69	20	216	3	26	20-32-0	216	3	26	4	88	0	37	1	-2	0	0	374
at William and Mary	40	126	3	15	23	250	2	39	23-36-1	250	2	39	1	17	0	17	5	125	0	49	376
TOWSON	43	249	1	37	14	201	2	60	14-25-1	201	2	60	2	45	0	23	3	51	0	28	450
NEW HAMPSHIRE	41	221	5	33	20	316	2	58	20-27-0	316	2	58	4	75	0	27	1	37	0	37	537
RICHMOND	47	235	3	24	12	188	3	80	12-15-0	188	3	80	0	0	0	0	3	43	0	18	423
at Rhode Island	48	394	4	72	8	129	2	39	8-9-0	129	2	39	3	71	0	30	2	90	1	85	523
MONMOUTH	63	332	5	30	23	291	3	49	23-27-0	291	3	49	0	0	0	0	1	8	0	8	623
NORTHERN IOWA	60	189	1	15	19	157	1	27	19-28-1	157	1	27	1	22	0	22	3	12	0	9	346
WEBER STATE	55	212	1	20	19	255	2	37	19-27-0	255	2	37	2	85	0	60	2	3	0	3	467
Totals	737	3725	43	72	261	3362	31	80	261-368-5	3362	31	80	29	725	1	60	34	433	1	85	7087
Opponent	413	916	7	93	254	3054	18	72	254-480-17	3054	18	72	77	1490	2	93	12	68	0	21	3970

	-----TACKLES-----				-SACKS-		-FUMBLE-		Pass Blkd		-----Kicks----XPTS-----						
Opponent	Solo	Ast	Total	TFL-Yds	No-Yds	FF	FR-Yds	Int-Yds	QBH	Brk	Kick	Att-Mad	Run	Rcv	Saf	Pts	
at West Virginia	44	16	60	8.0-19	1.0-3	0	0-0	0-0	2	3	0	1-1	0	0	0	13	
SAINT FRANCIS	30	30	60	5.0-17	0.0-0	1	0-0	0-0	4	4	0	5-5	0	0	0	44	
MORGAN STATE	27	48	75	9.0-23	3.0-11	1	1-0	2-16	3	2	2	9-9	0	0	0	63	
at Chattanooga	32	8	40	7.0-9	1.0-1	0	0-0	1-22	4	3	0	4-4	0	0	0	37	
at Elon	20	32	52	10.0-46	5.0-40	0	0-0	1-3	5	2	1	6-6	0	0	0	45	
at Stony Brook	34	44	78	10.0-33	5.0-27	2	1-0	0-0	0	3	0	6-6	0	0	0	45	
VILLANOVA	37	30	67	9.0-32	3.0-15	1	1-0	3-83	3	7	1	5-5	0	0	0	38	
at William and Mary	43	28	71	15.0-72	4.0-22	0	0-0	3-4	3	2	0	5-5	0	0	0	38	
TOWSON	35	26	61	10.0-70	7.0-61	2	1-0	1-22	2	3	0	3-3	0	0	0	27	
NEW HAMPSHIRE	23	48	71	6.0-25	2.0-16	0	0-0	1-30	1	4	1	7-6	0	0	0	54	
RICHMOND	28	41	69	10.0-41	2.0-12	2	3-12	1-2	4	4	1	6-6	0	0	0	48	
at Rhode Island	38	20	58	11.0-60	5.0-41	2	0-0	3-11	0	5	0	7-7	0	0	0	55	
MONMOUTH	24	22	46	8.0-40	3.0-26	2	0-0	1-79	2	5	2	9-9	0	0	0	66	
NORTHERN IOWA	23	18	41	9.0-41	5.0-35	2	2-4	0-0	3	6	0	2-2	0	0	0	17	
WEBER STATE	27	22	49	4.0-6	0.0-0	0	0-0	0-0	2	5	1	3-3	0	0	0	30	
Totals	465	433	898	131.0-534	46.0-310	15	9-16	17-272	38	58	9	78-77	0	0	0	620	
Opponent	650	578	1228	73.0-245	25.0-143	15	10-13	5-16	18	34	1	27-25	0	0	0	223	

Opponent	-----PUNTING-----								--FIELD GOALS--				-----KICKOFFS-----				
	No	Yds	Avg	Long	Blkd	TB	FC	50+	I20	Att-Made	Lg	Blkd	No	Yds	Avg	TB	OB
at West Virginia	5	214	42.8	51	0	0	2	1	1	3-2	31	1	4	243	60.8	0	1
SAINT FRANCIS	3	124	41.3	48	0	0	1	0	0	3-3	23	0	9	513	57.0	0	1
MORGAN STATE	2	77	38.5	41	0	0	2	0	1	1-0	0	0	10	569	56.9	2	0
at Chattanooga	2	81	40.5	47	0	0	1	0	1	3-3	44	0	8	343	42.9	0	0
at Elon	3	155	51.7	60	0	1	0	2	1	2-1	44	0	8	385	48.1	0	0
at Stony Brook	3	108	36.0	41	0	1	0	0	1	1-1	24	0	7	375	53.6	0	0
VILLANOVA	4	155	38.8	44	0	0	4	0	2	1-1	43	0	7	413	59.0	1	0
at William and Mary	6	209	34.8	44	0	0	0	0	4	2-1	32	0	7	368	52.6	0	1
TOWSON	4	126	31.5	41	0	0	4	0	2	2-2	20	0	6	358	59.7	1	0
NEW HAMPSHIRE	1	44	44.0	44	0	0	0	0	0	2-2	40	0	10	594	59.4	0	0
RICHMOND	3	124	41.3	46	0	0	0	0	2	2-2	28	0	9	488	54.2	3	0
at Rhode Island	1	43	43.0	43	0	0	0	0	1	2-2	42	0	10	503	50.3	0	0
MONMOUTH	0	0	0.0	0	0	0	0	0	0	1-1	39	0	11	528	48.0	1	0
NORTHERN IOWA	5	154	30.8	36	0	0	4	0	4	3-1	42	0	4	198	49.5	1	0
WEBER STATE	4	160	40.0	43	0	0	0	0	1	3-3	37	0	6	305	50.8	0	0
Totals	46	1774	38.6	60	0	2	18	3	21	31-25	44	1	116	6183	53.3	9	3
Opponent	89	3518	39.5	60	3	5	24	13	13	20-12	50	4	52	2694	51.8	10	1

2019 Season in Review

JMU Individual Game Highs

Rushes	33	Percy Agyei-Obese vs Northern Iowa (Dec 13, 2019)
Yards Rushing	150	Jawon Hamilton at Rhode Island (Nov 23, 2019)
TD Rushes	3	Percy Agyei-Obese vs New Hampshire (Nov 09, 2019) Percy Agyei-Obese vs Monmouth (Dec 07, 2019)
Long Rush	72	Jawon Hamilton at Rhode Island (Nov 23, 2019)
Pass Attempts	36	Ben DiNucci at William and Mary (Oct 19, 2019)
Pass Completions	23	Ben DiNucci at William and Mary (Oct 19, 2019)
Yards Passing	293	Ben DiNucci vs New Hampshire (Nov 09, 2019)
TD Passes	4	Ben DiNucci vs Morgan State (Sep 14, 2019)
Long Pass	80	Ben DiNucci vs Richmond (Nov 16, 2019)
Receptions	9	Riley Stapleton vs Weber State (Dec 21, 2019)
Yards Receiving	162	Riley Stapleton vs Weber State (Dec 21, 2019)
TD Receptions	2	Riley Stapleton vs Villanova (Oct 12, 2019) Riley Stapleton vs Richmond (Nov 16, 2019) Riley Stapleton vs Weber State (Dec 21, 2019)
Long Reception	80	Brandon Polk vs Richmond (Nov 16, 2019)
Field Goals	3	Ethan Ratke vs Saint Francis (Sep 07, 2019) Ethan Ratke at Chattanooga (Sep 21, 2019) Ethan Ratke vs Weber State (Dec 21, 2019)
Long Field Goal	44	Ethan Ratke at Chattanooga (Sep 21, 2019) Ethan Ratke at Elon (Sep 28, 2019)
Punts	6	Harry O'Kelly at William and Mary (Oct 19, 2019)
Punting Avg	51.7	Harry O'Kelly at Elon (Sep 28, 2019)
Long Punt	60	Harry O'Kelly at Elon (Sep 28, 2019)
Punts inside 20	4	Harry O'Kelly at William and Mary (Oct 19, 2019) Harry O'Kelly vs Northern Iowa (Dec 13, 2019)
Long Punt Return	85	D'Angelo Amos at Rhode Island (Nov 23, 2019)
Long Kickoff Return	60	Brandon Polk vs Weber State (Dec 21, 2019)
Tackles	15	Dimitri Holloway vs Richmond (Nov 16, 2019)
Sacks	2.5	John Daka vs Towson (Oct 26, 2019)
Tackles For Loss	6.0	Ron'Dell Carter at William and Mary (Oct 19, 2019)
Interceptions	1	17 times

JMU Team Game Highs

Rushes	63	vs Monmouth (Dec 07, 2019)
Yards Rushing	394	at Rhode Island (Nov 23, 2019)
Yards Per Rush	8.2	at Rhode Island (Nov 23, 2019)
TD Rushes	6	at Elon (Sep 28, 2019)
Pass attempts	36	at William and Mary (Oct 19, 2019)
Pass completions	25	vs Morgan State (Sep 14, 2019)
Yards Passing	316	vs New Hampshire (Nov 09, 2019)
Yards Per Pass	14.3	at Rhode Island (Nov 23, 2019)
TD Passes	6	vs Morgan State (Sep 14, 2019)
Total Plays	90	vs Monmouth (Dec 07, 2019)
Total Offense	623	vs Monmouth (Dec 07, 2019)
Yards Per Play	9.2	at Rhode Island (Nov 23, 2019)
Points	66	vs Monmouth (Dec 07, 2019)
Sacks By	7	vs Towson (Oct 26, 2019)
First Downs	36	vs Monmouth (Dec 07, 2019)
Penalties	9	vs Villanova (Oct 12, 2019)
Penalty Yards	85	vs Villanova (Oct 12, 2019)
Turnovers	4	at Stony Brook (Oct 05, 2019)
Interceptions By	3	vs Villanova (Oct 12, 2019) at William and Mary (Oct 19, 2019) at Rhode Island (Nov 23, 2019)
Punts	6	at William and Mary (Oct 19, 2019)
Punting Avg	51.7	at Elon (Sep 28, 2019)
Long Punt	60	at Elon (Sep 28, 2019)
Punts inside 20	4	at William and Mary (Oct 19, 2019) vs Northern Iowa (Dec 13, 2019)
Long Punt Return	85	at Rhode Island (Nov 23, 2019)

Time of Possession

Opponent		Score	Overall	1st Qtr	2nd Qtr	3rd Qtr	4th Qtr
at West Virginia	L	13-20	30:50	6:58	9:01	7:52	6:59
Saint Francis	W	44-7	34:59	9:17	10:24	10:07	5:11
Morgan State	W	63-12	29:48	9:09	4:51	7:42	8:06
at Chattanooga	W	37-14	34:16	7:09	9:24	8:32	9:11
at Elon	W	45-10	34:23	8:42	6:28	9:41	9:32
at Stony Brook	W	45-38	32:33	8:03	6:41	10:21	7:28
Villanova	W	38-24	28:02	7:09	8:31	5:52	6:30
at William and Mary	W	38-10	32:36	5:30	9:15	7:37	10:14
Towson	W	27-10	30:13	5:10	7:47	9:54	7:22
New Hampshire	W	54-16	30:53	5:51	9:27	7:47	7:48
Richmond	W	48-6	29:31	8:09	6:50	6:09	8:23
at Rhode Island	W	55-21	28:10	4:32	6:48	11:16	5:34
Monmouth	W	66-21	42:44	9:37	10:58	10:31	11:38
Northern Iowa	W	17-0	42:09	11:35	8:52	10:27	11:15
Weber State	W	30-14	38:56	11:54	7:30	8:57	10:35
James Madison	Total		500:03	118:45	122:47	132:45	125:46
	Avg.		33:20	7:55	8:11	8:51	8:23
Opponents	Total		399:57	106:15	102:13	92:15	99:14
	Avg.		26:39	7:05	6:48	6:09	6:36

2019 Season in Review

Game 1: West Virginia 20, JMU 13

	1	2	3	4	Score
James Madison	7	0	3	3	13
West Virginia	0	3	7	10	20

Aug. 31, 2019 | Milan Puskar Stadium | Morgantown, W.Va. | Attendance: 61,891

SCORING SUMMARY

1st	01:47	JMU	Vanhorse 9 yd run (Ratke kick)	
			7 plays, 80 yards, TOP 4:09	7-0
2nd	12:33	WVU	Staley 38 yd field goal	
			11 plays, 53 yards, TOP 4:09	7-3
3rd	12:32	WVU	Campbell 28 yd pass from Kendall (Staley kick)	
			7 plays, 82 yards, TOP 2:24	7-10
	06:34	JMU	Ratke 29 yd field goal	
			13 plays, 63 yards, TOP 5:58	10-10
4th	10:26	WVU	Staley 43 yd field goal	
			10 plays, 30 yards, TOP 4:35	10-13
	08:43	WVU	Bush 22 yd pass from Kendall (Staley kick)	
			3 plays, 30 yards, TOP 1:25	10-20
	04:33	JMU	Ratke 31 yd field goal	
			10 plays, 51 yards, TOP 4:04	13-20

WVU Uses Quick Scores in Fourth to Push Past JMU in Opener

MORGANTOWN, W.Va. – West Virginia scored 10 points in a span of 1:43 of the fourth to hold off James Madison 20-13 in the 2019 football opener on Saturday afternoon at Milan Puskar Stadium.

WVU moved to 1-0 on the young season in front of a capacity crowd of 61,891, while the Dukes, ranked No. 2 in the STATS FCS Top-25, fell to 0-1.

With the game all square at 10-10, the Mountaineers nailed a 43-yard field goal with 10:26 to play to take a 13-10 lead. On the next play, JMU turned the ball over on an interception, and WVU connected on a 22-yard touchdown pass three plays later to Tevin Bush. JMU added a field goal later in the fourth and forced WVU into a punt with 58 seconds to play, but was unable to muster a game-tying scoring drive to fall by a score.

The Dukes dominated the line of scrimmage, holding the Mountaineers to only 34 rushing yards and 1.4 yards per carry. JMU also produced eight tackles for loss, led by 2.0 apiece from redshirt junior safety Wayne Davis and redshirt senior defensive end Ron'Dell Carter. Redshirt senior linebacker Dimitri Holloway paced the defense with 13 tackles (8 solo), while six others tallied four tackles.

The Dukes held a 328-294 advantage in total offense, though the Mountaineers finished +3 turnover margin, committing no giveaways on the day. The Dukes ran for 172 yards, led by redshirt freshman running back Solomon Vanhorse, who had 12 carries for 55 yards and his first college touchdown.

Redshirt senior quarterback Ben DiNucci had 192 yards of offense, going 13-of-20 for 156 yards, adding 36 more on the ground. Two receivers tied for team-high honors, with four receptions, as redshirt senior Brandon Polk had 66 yards and redshirt sophomore Kyndel Dean had 63, which included a team-long, 29-yard grab.

The Dukes got on the board first, taking a 7-0 lead with 1:47 left in the first on a nine-yard touchdown by Vanhorse, capping a seven-play, 80-yard drive. WVU added a field goal before the half to bring the margin to 7-3.

The Mountaineers opened the third quarter with a quick score on a 28-yard touchdown pass by Austin Kendall to George Campbell to give WVU a 10-7 advantage. A 29-yard field goal by Ratke knotted it up at 10-10 heading to the fourth.

GAME FACTS

- JMU limited West Virginia to only 107 total yards in the first half, including 18 rushing (1.8 per carry).
- Redshirt junior safety D'Angelo Amos recorded the team's lone sack, the first full sack of his career.
- Redshirt junior kicker Ethan Ratke was 2-of-3 on field goals, knocking down a 29 yarder in the third and a 31 yarder in the fourth. He now stands at third place all-time at JMU with 33 career field goals.
- Junior punter Harry O'Kelly averaged 42.8 yards per punt on his five attempts, which is nearly three yards higher than his career average. That included a long of 51.
- JMU finished 5-of-14 on third down, while WVU was just 6-of-18. The Dukes were also 3-of-4 in the red zone, with WVU's stop coming on a blocked field goal.
- Kendall was 27-of-42 passing for 260 yards and two touchdowns, finding Sam James and Kennedy McKoy six times each. Bush led all players with 74 yards receiving, which including the game-clinching touchdown.



Quickie Statistics (Final)

James Madison vs West Virginia (Aug 31, 2019 at Morgantown, W.Va.)

	JMU	WVU
Score	13	20
FIRST DOWNS	18	13
RUSHES-YARDS (NET)	48-172	24-34
PASSING YDS (NET)	156	260
Passes Att-Comp-Int	20-13-1	42-27-0
TOTAL OFFENSE PLAYS-YARDS	68-328	66-294
Fumble Returns-Yards	0-0	0-0
Punt Returns-Yards	3-4	1-4
Kickoff Returns-Yards	3-69	3-54
Interception Returns-Yards	0-0	1-7
Punts (Number-Avg)	5-42.8	8-40.4
Fumbles-Lost	2-2	0-0
Penalties-Yards	2-20	6-35
Possession Time	30:50	29:10
Third-Down Conversions	5 of 14	6 of 18
Fourth-Down Conversions	0 of 0	1 of 1
Red-Zone Scores-Chances	3-4	0-0

James Madison	No.	Gain	Loss	Net	TD	Lg	Avg
Rushing	12	56	1	55	1	10	4.6
Solomon Vanhorse	14	66	30	36	0	22	2.6
Ben DiNucci	8	29	0	29	0	7	3.6
Percy Agyei-Obese	8	26	0	26	0	6	3.2
Jawon Hamilton							
Passing	C-A-I	Yds	TD	Long	Sack		
Ben DiNucci	13-20-1	156	0	29	4		
Receiving	No.	Yards	TD	Long			
Brandon Polk	4	66	0	21			
Kyndel Dean	4	63	0	29			
Austin Douglas	2	7	0	7			
Devlin Ravenel	1	14	0	14			
Punting	No.	Yds	Avg	Long	In20	TB	
Harry O'Kelly	5	214	42.8	51	1	0	
Punt Returns	No.	Yards	TD	Long			
D'Angelo Amos	3	4	0	2			
Kick Returns	No.	Yards	TD	Long			
Brandon Polk	2	52	0	30			
D'Angelo Amos	1	17	0	17			
Tackles	UA-A	Total	Sacks	TFL			
Dimitri Holloway	8-5	13	0.0	0.0			
Wayne Davis	4-0	4	0.0	2.0			
Rashad Robinson	3-1	4	0.0	0.0			
Ron'Dell Carter	3-1	4	0.0	2.0			

West Virginia	No.	Gain	Loss	Net	TD	Lg	Avg
Rushing	9	21	1	20	0	5	2.2
Pettaway, M.	11	16	5	11	0	5	1.0
McKoy, Kennedy	1	3	0	3	0	3	3.0
Sinkfield, Alec	3	3	3	0	0	2	0.0
Kendall, Austin							
Passing	C-A-I	Yds	TD	Long	Sack		
Kendall, Austin	27-42-0	260	2	41	1		
Receiving	No.	Yards	TD	Long			
James, Sam	6	32	0	16			
McKoy, Kennedy	6	18	0	8			
Simmons, T.J.	5	58	0	20			
Bush, Tevin	4	74	1	41			
Punting	No.	Yds	Avg	Long	In20	TB	
Growden, Josh	8	323	40.4	60	1	2	
Punt Returns	No.	Yards	TD	Long			
Sinkfield, Alec	1	4	0	4			
Kick Returns	No.	Yards	TD	Long			
James, Sam	3	54	0	22			
Tackles	UA-A	Total	Sacks	TFL			
Chandler, Josh	9-5	14	0.0	0.0			
Mahone, Sean	4-2	6	0.0	0.0			
Stills, Darius	3-3	6	1.0	1.0			
Tonkery, Dylan	4-1	5	0.0	0.0			

Qtr	Time	Scoring Play	V-H
1st	01:47	JMU - Solomon Vanhorse 9 yd run (Ethan Ratke kick), 7-80 2:38	7 - 0
2nd	12:33	WVU - Staley, Evan 38 yd field goal, 11-53 4:09	7 - 3
3rd	12:32	WVU - Campbell, G. 28 yd pass from Kendall, Austin (Staley, Evan kick), 7-82 2:24	7 - 10
	06:34	JMU - Ethan Ratke 29 yd field goal, 13-63 5:58	10 - 10
4th	10:26	WVU - Staley, Evan 43 yd field goal, 10-30 4:35	10 - 13
	08:43	WVU - Bush, Tevin 22 yd pass from Kendall, Austin (Staley, Evan kick), 3-30 1:25	10 - 20
	04:33	JMU - Ethan Ratke 31 yd field goal, 10-51 4:04	13 - 20

2019 Season in Review

Game 2: JMU 44, Saint Francis 7

	1	2	3	4	Score
Saint Francis	0	0	0	7	7
James Madison	14	13	10	7	44

Sept. 7, 2019 | Bridgeforth Stadium | Harrisonburg, Va. | Attendance: 22,422

SCORING SUMMARY

1st	12:09	JMU	Vanhorse 2 yd run (Ratke kick)	
			8 plays, 75 yards, TOP 2:51	7-0
	02:04	JMU	J. Brown 45 yd pass from DiNucci (Ratke kick)	
			3 plays, 70 yards, TOP 1:04	14-0
2nd	08:17	JMU	Vanhorse 9 yd run (Ratke kick)	
			11 plays, 70 yards, TOP 4:20	21-0
	03:03	JMU	Ratke 22 yd field goal	
			8 plays, 34 yards, TOP 3:36	24-0
	00:09	JMU	Ratke 17 yd field goal	
			9 plays, 47 yards, TOP 1:44	27-0
3rd	10:08	JMU	Ratke 23 yd field goal	
			8 plays, 56 yards, TOP 2:52	30-0
	03:51	JMU	Douglas 19 yd pass from DiNucci (Ratke kick)	
			10 plays, 56 yards, TOP 4:47	37-0
4th	09:14	SFU	Jenkins 10 yd pass from Brown (Thompson kick)	
			13 plays, 77 yards, TOP 5:46	37-7
	06:06	JMU	Cheatham 2 yd pass from Johnson (Ratke kick)	
			7 plays, 36 yards, TOP 2:44	44-7

Dukes Breeze Past Saint Francis, 44-7, for Home-Opening Victory

HARRISONBURG, Va. – No. 2 James Madison football rushed for nearly 300 yards and used a stifling defensive effort to upend Saint Francis 44-7 in Saturday night's home opener at Bridgeforth Stadium/Zane Showker Field.

JMU improved to 1-1 on the season, while the Red Flash's record was evened to 1-1. The Dukes improved to 4-0 all-time against SFU and 7-0 against teams from the Northeast Conference.

The Dukes' defense limited SFU to only 69 yards of offense through the first three quarters, scoring the game's first 37 points to lead wire-to-wire.

Redshirt senior quarterback Ben DiNucci led JMU's passing attack with 221 yards and two touchdowns. The signal caller also added 51 yards on the ground.

Redshirt freshman running back Solomon Vanhorse rushed for a career- and game-high 86 yards and two touchdowns, all in the first half, averaging 6.1 yards on his 14 carries. Two other JMU running backs surpassed 50 on the ground, as redshirt junior Jawon Hamilton and junior Percy Agyei-Obese had 54 and 51 yards, respectively. JMU's fourth back, freshman Austin Douglas ran for 33 yards and scored his first collegiate touchdown on a 19-yard catch.

DiNucci's top target, redshirt senior receiver Brandon Polk, caught six passes for 95 yards, both career highs. That included catches of 28 yards and a season-long 29 yards. Redshirt junior receiver Jake Brown tallied four catches for 52 yards, which included a 45-yard touchdown strike, and senior tight end Dylan Stapleton added three receptions for 39 yards.

Three defenders recorded at least six tackles in the win, paced by redshirt sophomore safety Sam Kidd, who had a career-high seven tackles. Senior safety Adam Smith and junior safety MJ Hampton each had six, as Hampton's tackles total was a career high while also forcing his first fumble. Up front, junior defensive lineman Adeeb Atariwa had 1.5 tackles for loss with a pass breakup, while redshirt senior defensive lineman Roni Dell Carter and redshirt junior safety Wayne Davis each had 1.0 TFL.

JMU tallied 533 yards of offensive in the win, with 295 on the ground and 238 more through the air, averaging 6.7 yards per play. SFU was held under 100 yards both in passing and rushing, being limited to 175 yards of total offense.

KEY MOMENTS

JMU scored a pair of first-quarter touchdowns on its way to tallying the first 37 points of the game. Saint Francis had a pair of first downs on its opening drive but was held to 10 consecutive three-and-outs, failing to move the chains until the fourth quarter.

ADDITIONAL GAME FACTS

- DiNucci completed 76.2% of his passes, including 80% in the first half. He also surpassed 3,000 career yards at JMU, moving to 3,172 yards.
- Redshirt junior kicker Ethan Ratke was perfect in the kicking game, going 3-for-3 on field goals and 5-for-5 on PATs. Ratke is only four field goals off the JMU all-time record.
- Redshirt junior quarterback Cole Johnson was also 4-for-4 in relief, passing for 17 yards and a touchdown, which he threw to junior tight end Clayton Cheatham in the fourth quarter.
- The Dukes won the time of possession battle by a margin of 34:59 to 25:01.
- JMU scored 37 unanswered points to start the game, before Saint Francis finally scored with 9:14 remaining in the fourth quarter.
- James Madison recorded 29 first downs, with 20 on the ground and nine in the air. SFU moved the chains just nine times.



Quickie Statistics (Final) Saint Francis vs #2 James Madison (Sep 07, 2019 at Harrisonburg, Va.)

		SFU		JMU	
Score		7		44	
FIRST DOWNS		9		29	
RUSHES-YARDS (NET)		29-79		55-295	
PASSING YDS (NET)		96		238	
Passes Att-Comp-Int		26-11-0		25-20-0	
TOTAL OFFENSE PLAYS-YARDS		55-175		80-533	
Fumble Returns-Yards		0-0		0-0	
Punt Returns-Yards		1-2		3-29	
Kickoff Returns-Yards		7-109		1-47	
Interception Returns-Yards		0-0		0-0	
Punts (Number-Avg)		10-36.3		3-41.3	
Fumbles-Lost		2-0		3-1	
Penalties-Yards		3-35		5-47	
Possession Time		25:01		34:59	
Third-Down Conversions		2 of 14		4 of 11	
Fourth-Down Conversions		1 of 2		1 of 1	
Red-Zone Scores-Chances		1-1		7-7	

Saint Francis		James Madison	
Rushing	No. Gain Loss Net TD Lg Avg	Rushing	No. Gain Loss Net TD Lg Avg
Chris Wells	8 36 0 36 0 15 4.5	Solomon Vanhorse	14 86 0 86 2 30 6.1
Avery Milner	8 26 8 18 0 15 2.2	Jawon Hamilton	9 54 0 54 0 11 6.0
Joel Denley	6 17 5 12 0 8 2.0	Percy Agyei-Obese	11 54 3 51 0 11 4.6
Zach Campbell	2 16 4 12 0 16 6.0	Ben DiNucci	7 65 14 51 0 18 7.3

Saint Francis		James Madison	
Passing	C-A-I Yds TD Long Sack	Passing	C-A-I Yds TD Long Sack
Jason Brown	11-26-0 96 1 22 0	Ben DiNucci	16-21-0 221 2 45 2
		Cole Johnson	4-4-0 17 1 11 0

Saint Francis		James Madison	
Receiving	No. Yards TD Long	Receiving	No. Yards TD Long
Ra'Shaun Henry	5 60 0 22	Brandon Polk	6 95 0 29
Terrell Johnson	2 10 0 6	Jake Brown	4 52 1 45
EJ Jenkins	1 10 1 10	Dylan Stapleton	3 39 0 17
Joel Denley	1 9 0 9	Kyndel Dean	2 16 0 9

Saint Francis		James Madison	
Punting	No. Yds Avg Long In20 TB	Punting	No. Yds Avg Long In20 TB
Ryan Oliver	10 363 36.3 46 2 0	Harry O'Kelly	3 124 41.3 48 0 0

Saint Francis		James Madison	
Punt Returns	No. Yards TD Long	Punt Returns	No. Yards TD Long
Nick Rinella	1 2 0 2	D'Angelo Amos	3 29 0 22

Saint Francis		James Madison	
Kick Returns	No. Yards TD Long	Kick Returns	No. Yards TD Long
Kai Williams	3 38 0 20	Jawon Hamilton	1 47 0 47
Zach Campbell	2 22 0 11		

Saint Francis		James Madison	
Tackles	UA-A Total Sacks TFL	Tackles	UA-A Total Sacks TFL
Martin Foray Jr.	8-5 13 0.0 1.0	Sam Kidd	4-3 7 0.0 0.0
Da'Jon Lee	3-10 13 1.0 3.5	Adam Smith	5-1 6 0.0 0.0
Gio Vonne Sander	4-5 9 0.5 0.5	MJ Hampton	4-2 6 0.0 0.0
Brian Lee Jr.	3-4 7 0.0 1.0	D'Angelo Amos	2-2 4 0.0 0.0

Qtr	Time	Scoring Play	V-H
1st	12:09	JMU - Solomon Vanhorse 2 yd run (Ethan Ratke kick), 8-75 2:51	0 - 7
	02:04	JMU - Jake Brown 45 yd pass from Ben DiNucci (Ethan Ratke kick), 3-70 1:04	0 - 14
2nd	08:17	JMU - Solomon Vanhorse 9 yd run (Ethan Ratke kick), 11-70 4:20	0 - 21
	03:03	JMU - Ethan Ratke 22 yd field goal, 8-34 3:36	0 - 24
	00:09	JMU - Ethan Ratke 17 yd field goal, 9-47 1:44	0 - 27
3rd	10:08	JMU - Ethan Ratke 23 yd field goal, 8-56 2:52	0 - 30
	03:51	JMU - Austin Douglas 19 yd pass from Ben DiNucci (Ethan Ratke kick), 10-56 4:47	0 - 37
4th	09:14	SFU - EJ Jenkins 10 yd pass from Jason Brown (Trevor Thompson kick), 13-77 5:46	7 - 37
	06:06	JMU - Clayton Cheatham 2 yd pass from Cole Johnson (Ethan Ratke kick), 7-36 2:44	7 - 44

2019 Season in Review

Game 3: JMU 63, Morgan State 12

	1	2	3	4	Score
Morgan State	0	3	0	9	12
James Madison	7	28	14	14	63

Sept. 14, 2019 | Bridgeforth Stadium | Harrisonburg, Va. | Attendance: 19,777

SCORING SUMMARY

1st	09:22	JMU	Ravenel 9 yd pass from DiNucci (Ratke kick)	
			8 plays, 39 yards, TOP 3:27	7-0
2nd	14:57	JMU	Agyei-Obese 1 yd run (Ratke kick)	
			8 plays, 51 yards, TOP 2:47	14-0
	12:05	JMU	Polk 48 yd pass from DiNucci (Ratke kick)	
			2 plays, 59 yards, TOP 0:35	21-0
	08:00	MSU	O'Shea 39 yd field goal	
			7 plays, 58 yards, TOP 4:01	21-3
	06:16	JMU	Hamilton 50 yd pass from DiNucci (Ratke kick)	
			4 plays, 75 yards, TOP 1:44	28-3
	00:33	JMU	Vanhorse 19 yd pass from DiNucci (Ratke kick)	
			2 plays, 47 yards, TOP 0:22	35-3
3rd	12:51	JMU	Agyei-Obese 5 yd run (Ratke kick)	
			6 plays, 36 yards, TOP 2:09	42-3
	01:00	JMU	Curry Jr. 7 yd pass from Moloney (Ratke kick)	
			11 plays, 75 yards, TOP 3:37	49-3
4th	09:36	MSU	O'Shea 25 yd field goal	
			11 plays, 76 yards, TOP 6:19	49-6
	09:29	JMU	Ravenel 43 yd kickoff return (Ratke kick)	
				56-6
	08:46	MSU	Bailey 72 yd pass from Harris (O'Shea kick blocked)	
			2 plays, 75 yards, TOP 0:43	56-12
	03:00	JMU	Kirlew 9 yd pass from C. Johnson (Ratke kick)	
			13 plays, 74 yards, TOP 5:42	63-12

Seven Players Score in #2 JMU's 63-12 Win Over Morgan State

HARRISONBURG, Va. – Seven different players scored touchdowns to lead second-ranked James Madison to a convincing 63-12 triumph over Morgan State on Saturday night at Bridgeforth Stadium/Zane Showker Field.

JMU improved to 2-1 on the year, while the Bears fell to 0-2.

Senior Ben DiNucci threw for a career-high four touchdown passes, going 18-of-23 for 240 yards in just over two quarters of action. He also ran three times for 35 yards, averaging 11.7 per carry.

Junior Percy Agyei-Obese and sophomore Devin Ravenel each produced their first career two-touchdown games. Agyei-Obese ran for 25 yards and two touchdowns, and Ravenel set new personal bests with three catches for 40 yards and a touchdown, adding a 43-yard kickoff return for a score on a failed onside kick attempt by MSU.

Freshman Latrelle Palmer led the ground attack with 58 rushing yards on eight carries, averaging 7.2 per rush. Redshirt freshman Solomon Vanhorse had 48 rushing yards and caught his first career receiving touchdown on a 19-yard grab.

Six different players caught a touchdown pass in the win, as redshirt senior Brandon Polk pulled in six catches for 67 yards and one score. Joining Ravenel, Vanhorse and Polk with touchdown grabs were redshirt juniors Jawon Hamilton and Eric Kirlew and freshman Kevin Curry Jr., who each nabbed their first career receiving scores.

Defensively, redshirt senior Dimitri Holloway led the way with nine tackles, a half tackle for loss, one forced fumble, and one fumble recovery. Redshirt junior D'Angelo Amos had seven stops, 1.0 TFL and a blocked extra point, and five others had at least five stops.

JMU produced 3.0 sacks and 9.0 tackles for loss, as 12 total players were involved in at least a half tackle for loss. JMU was also +3 in the turnover margin, forcing two interceptions in addition to Holloway's fumble. Senior Adam Smith caught his first pick of the season in the first quarter, and redshirt freshman Que Reid produced his first career interception in the fourth.

KEY MOMENTS

JMU forced a pair of first-quarter turnovers, with a fumble recovery and interception, setting up its first two touchdowns of the game. The Dukes produced four second-quarter touchdowns for their second straight wire-to-wire victory.

ADDITIONAL GAME FACTS

- JMU racked up 507 yards of total offense, with 209 rushing and 298 passing to average 7.0 yards per play.
- The Dukes converted 67% of third-down tries, moving the chains on 10-of-15 attempts. They were also 1-of-1 on fourth down for the second straight week.
- JMU's three quarterbacks combined for six touchdown passes, tying the program record for most touchdown tosses in a single game.
- JMU out-rushed the Bears 209-79, holding MSU to just 2.3 yards per carry.
- The Dukes scored six touchdowns in the red zone, going 6-of-7 inside the 20. JMU's only time not scoring in the red zone came down the stretch, taking a knee to run the clock out.
- Morgan State scored just six points on three red-zone trips.
- JMU's offensive line did not allow one sack on the night.



Quickie Statistics (Final) Morgan State vs #2 James Madison (Sep 14, 2019 at Harrisonburg, Va.)

											MSU	JMU
Score											12	63
FIRST DOWNS											12	27
RUSHES-YARDS (NET)											35-79	39-209
PASSING YDS (NET)											258	298
Passes Att-Comp-Int											23-12-2	33-25-0
TOTAL OFFENSE PLAYS-YARDS											58-337	72-507
Fumble Returns-Yards											0-0	0-0
Punt Returns-Yards											0-0	2-1
Kickoff Returns-Yards											7-109	2-99
Interception Returns-Yards											0-0	2-16
Punts (Number-Avg)											4-38.5	2-38.5
Fumbles-Lost											2-1	0-0
Penalties-Yards											11-82	4-40
Possession Time											30:12	29:48
Third-Down Conversions											2 of 13	10 of 15
Fourth-Down Conversions											1 of 3	1 of 1
Red-Zone Scores-Chances											2-3	6-7

Morgan State																	
Rushing											No.	Gain	Loss	Net	TD	Lg	Avg
JOHNSON, Jabriel											16	51	1	50	0	16	3.1
HARRIS, DeAndre											8	30	10	20	0	19	2.5
GOLATT JR., DJ											4	18	2	16	0	9	4.0
PARKER, E'Munn											3	3	2	1	0	3	0.3
Passing											C-A-I	Yds	TD	Long	Sack		
HARRIS, DeAndre											11-21-1	253	1	72	2		
GOLATT JR., DJ											1-2-1	5	0	5	1		
Receiving											No.	Yards	TD	Long			
BAILEY, Manasseh											4	172	1	72			
GRAVETTE, Xavier											3	38	0	24			
JOHNSON, Jabriel											2	10	0	7			
WHITE, Deontaye											1	20	0	20			
Punting											No.	Yds	Avg	Long	In20	TB	
O'SHEA, Nicholas											4	154	38.5	45	0	0	
Punt Returns											No.	Yards	TD	Long			
Kick Returns <th>No.</th> <th>Yards</th> <th>TD</th> <th>Long</th> <th></th>											No.	Yards	TD	Long			
HOWELL, Andrew											4	64	0	23			
COFIELD, Jordan											3	45	0	17			
Tackles											UA-A	Total	Sacks	TFL			
GATLING, Simeon											4-3	7	0.0	0.0			
MCBOROUGH, Ia											2-5	7	0.0	1.5			

James Madison																	
Rushing											No.	Gain	Loss	Net	TD	Lg	Avg
Latrelle Palmer											8	58	0	58	0	26	7.2
Solomon Vanhorse											7	48	0	48	0	18	6.9
Ben DiNucci											3	39	4	35	0	34	11.7
Austin Douglas											8	27	0	27	0	7	3.4
Passing											C-A-I	Yds	TD	Long	Sack		
Ben DiNucci											18-23-0	240	4	50	0		
Cole Johnson											6-8-0	51	1	17	0		
Receiving											No.	Yards	TD	Long			
Brandon Polk											6	67	1	48			
Devin Ravenel											3	40	1	28			
Kyndel Dean											3	34	0	15			
Kevin Curry Jr.											3	33	1	17			
Punting											No.	Yds	Avg	Long	In20	TB	
Harry O'Kelly											2	77	38.5	41	1	0	
Punt Returns											No.	Yards	TD	Long			
D'Angelo Amos											2	1	0	1			
Kick Returns											No.	Yards	TD	Long			
Jawon Hamilton											1	56	0	56			
Devin Ravenel											1	43	1	43			
Tackles											UA-A	Total	Sacks	TFL			
Dimitri Holloway											4-5	9	0.0	0.5			
D'Angelo Amos											4-3	7	0.0	1.0			

Qtr	Time	Scoring Play	V-H
1st	09:22	JMU - Devin Ravenel 9 yd pass from Ben DiNucci (Ethan Ratke kick), 8-39 3:27	0 - 7
2nd	14:57	JMU - Percy Agyei-Obese 1 yd run (Ethan Ratke kick), 8-51 2:47	0 - 14
	12:05	JMU - Brandon Polk 48 yd pass from Ben DiNucci (Ethan Ratke kick), 2-59 0:35	0 - 21
	08:00	MSU - O'SHEA, Nicholas 39 yd field goal, 7-58 4:01	3 - 21
	06:16	JMU - Jawon Hamilton 50 yd pass from Ben DiNucci (Ethan Ratke kick), 4-75 1:44	3 - 28
	00:33	JMU - Solomon Vanhorse 19 yd pass from Ben DiNucci (Ethan Ratke kick), 2-47 0:22	3 - 35
3rd	12:51	JMU - Percy Agyei-Obese 5 yd run (Ethan Ratke kick), 6-36 2:09	3 - 42
	01:00	JMU - Kevin Curry Jr. 7 yd pass from Gage Moloney (Ethan Ratke kick), 11-75 3:37	3 - 49
4th	09:36	MSU - O'SHEA, Nicholas 25 yd field goal, 11-76 6:19	6 - 49
	09:29	JMU - Devin Ravenel 43 yd kickoff return (Ethan Ratke kick)	6 - 56
	08:46	MSU - BAILEY, Manasseh 72 yd pass from HARRIS, DeAndre (O'SHEA, Nicholas kick blocked), 2-75 0:43	12 - 56
	03:00	JMU - Eric Kirlew 9 yd pass from Cole Johnson (Ethan Ratke kick), 13-74 5:42	12 - 63

2019 Season in Review

Game 4: JMU 37, Chattanooga 14

	1	2	3	4	Score
James Madison	14	6	10	7	37
Chattanooga	14	0	0	0	14

Sept. 21, 2019 | Finley Stadium | Chattanooga, Tenn. | Attendance: 8,795

SCORING SUMMARY

1st	08:56	JMU	Agyei-Obese 9 yd run (Ratke kick)	
			11 plays, 68 yards, TOP 5:08	7-0
	05:33	JMU	Hamilton 13 yd run (Ratke kick)	
			5 plays, 59 yards, TOP 1:24	14-0
	00:59	UTC	James 19 yd pass from Tiano (Ulmo kick)	
			10 plays, 75 yards, TOP 4:40	14-7
	00:37	UTC	Tiano 2 yd run (Ulmo kick)	
			2 plays, 33 yards, TOP 0:16	14-14
2nd	11:26	JMU	Ratke 44 yd field goal	
			11 plays, 46 yards, TOP 4:11	17-14
	00:26	JMU	Ratke 42 yd field goal	
			9 plays, 51 yards, TOP 4:08	20-14
3rd	10:01	JMU	Ratke 29 yd field goal	
			12 plays, 63 yards, TOP 4:59	23-14
	03:38	JMU	Polk 48 yd pass from DiNucci (Ratke kick)	
			6 plays, 74 yards, TOP 2:16	30-14
4th	13:18	JMU	Agyei-Obese 1 yd run (Ratke kick)	
			8 plays, 86 yards, TOP 2:59	37-14

Second-Half Surge Propels #2 JMU Past Chattanooga, 37-14

CHATTANOOGA, Tenn. – Ben DiNucci accumulated more than 300 yards of offense and Percy Agyei-Obese turned in a career day on the ground with over 100 yards and two scores to lead second-ranked James Madison to a 37-14 win at Chattanooga on Saturday evening at Finley Stadium.

The Dukes closed non-conference play with a 3-1 record, while the Mocs fell for the third straight outing, dropping to 1-3.

DiNucci threw 19-of-25 for 264 yards and a touchdown while rushing for 49 more to pace the offense with 313 yards of offense. Agyei-Obese had 19 carries for a career-high 114 yards (6.0 avg.) and a pair of touchdowns, marking his second career game over 100 yards.

Six receivers had multiple receptions, led by Brandon Polk, who hauled in four receptions for a game-high 84 yards and a touchdown, which came on a 48-yard strike in the third. Riley Stapleton had a team-best five catches for 73 yards, and his brother, Dylan Stapleton, added three receptions for 36 yards.

In the kicking game, Ethan Ratke was a perfect 3-for-3, with a long of 44, to tie the JMU all-time record with 39 career field goals. He sits atop the field-goals mark with John Coursey, who made 39 between 1993-96.

JMU held Chattanooga without a point after the opening stanza, limiting the Mocs to 245 total yards. The rush defense excelled once again, holding UTC to 84 rushing yards and 2.9 per carry. Dimitri Holloway turned in a team-high seven tackles (all solo), while Ron'Dell Carter added five tackles, a season-best 2.5 tackles for loss and a sack. Mike Greene also had 2.0 tackles for loss, and D'Angelo Amos recorded his first career interception in the second half.

KEY MOMENTS

JMU led 14-0 early on rushing touchdowns by Agyei-Obese and Jawon Hamilton, but the Mocs tied it up, scoring two touchdowns in a span of 22 seconds to knot it at 14-14 after the first. Ratke's first two field goals gave JMU 20-14 halftime lead.

Leading 23-14 in the third, Chattanooga was threatening in the red zone before Amos picked off Nick Tiano's pass inside the five to preserve the nine-point lead. Six plays later, DiNucci connected on a hitch pattern to Polk, who turned and ran for a 48-yard score to extend the lead to 30-14.

ADDITIONAL GAME FACTS

- JMU more than doubled up Chattanooga in the total-offense department, gaining 532 yards, to the hosts 245. That included holding the Mocs to just 133 yards over the final three quarters.
- JMU tallied 7.0 tackles for loss, while Chattanooga only had two stops behind the line of scrimmage.
- The Dukes finished 8-of-13 on third down, holding UTC to a 4-of-13 mark.
- JMU cashed in on all four red-zone trips, while the Mocs were 2-of-3.
- Tiano led Chattanooga with 161 passing yards with a touchdown and interception, and no Mocs running back gained more than 27 rushing yards.



Quickie Statistics (Final) #2 James Madison vs Chattanooga (Sep 21, 2019 at Chattanooga, Tenn.)

										JMU	UTC
Score										37	14
FIRST DOWNS										30	13
RUSHES-YARDS (NET)										49-268	29-84
PASSING YDS (NET)										264	161
Passes Att-Comp-Int										25-19-0	26-12-1
TOTAL OFFENSE PLAYS-YARDS										74-532	55-245
Fumble Returns-Yards										0-0	0-0
Punt Returns-Yards										0-0	0-0
Kickoff Returns-Yards										1-8	1-19
Interception Returns-Yards										1-22	0-0
Punts (Number-Avg)										2-40.5	7-43.9
Fumbles-Lost										1-1	0-0
Penalties-Yards										6-55	3-20
Possession Time										34:16	25:44
Third-Down Conversions										8 of 13	4 of 13
Fourth-Down Conversions										0 of 0	1 of 1
Red-Zone Scores-Chances										4-4	2-3

James Madison											Chattanooga																						
Rushing	No.	Gain	Loss	Net	TD	Lg	Avg					Rushing	No.	Gain	Loss	Net	TD	Lg	Avg														
Percy Agyei-Obese	19	114	0	114	2	22	6.0					Ailym Ford	10	32	5	27	0	24	2.7														
Ben DiNucci	5	57	8	49	0	18	9.8					E IbitokunHanks	9	31	4	27	0	15	3.0														
Jawon Hamilton	11	51	3	48	1	15	4.4					Nick Tiano	7	26	1	25	1	7	3.6														
Solomon Vanhorse	10	35	0	35	0	8	3.5					Jeffrey Wood II	2	5	1	4	0	5	2.0														
Passing	C-A-I	Yds	TD	Long	Sack							Passing	C-A-I	Yds	TD	Long	Sack																
Ben DiNucci	19-25-0	264	1	48	1							Nick Tiano	12-26-1	161	1	31	1																
Receiving	No.	Yards	TD	Long								Receiving	No.	Yards	TD	Long																	
Riley Stapleton	5	73	0	24								Bryce Nunnely	5	47	0	13																	
Brandon Polk	4	84	1	48								E IbitokunHanks	2	25	0	21																	
Dylan Stapleton	3	36	0	23								R. Henderson	1	31	0	31																	
Kyndel Dean	2	24	0	16								Lamerick Tucker	1	21	0	21																	
Punting	No.	Yds	Avg	Long	In20	TB							Punting	No.	Yds	Avg	Long	In20	TB														
Harry O'Kelly	2	81	40.5	47	1	0							Colin Brewer	4	177	44.2	52	0	2														
													Gabe Boring	3	130	43.3	54	1	0														
Punt Returns	No.	Yards	TD	Long								Punt Returns	No.	Yards	TD	Long																	
Austin Douglas	1	8	0	8								Bryce Nunnely	1	19	0	19																	
Kick Returns	No.	Yards	TD	Long								Kick Returns	No.	Yards	TD	Long																	
Tackles	UA-A	Total	Sacks	TFL								Tackles	UA-A	Total	Sacks	TFL																	
Dimitri Holloway	7-0	7	0.0	0.0								Ty Boeck	8-2	10	0.0	0.0																	
Ron'Dell Carter	3-2	5	1.0	2.5								Jordan Jones	7-0	7	0.0	1.0																	
Wayne Davis	3-1	4	0.0	0.0								Jerrell Lawson	4-3	7	0.0	0.0																	
John Daka	2-2	4	0.0	1.5								D. Maxwell	4-1	5	1.0	1.0																	
Qtr	Time	Scoring Play	V-H																														
1st	08:56	JMU - Percy Agyei-Obese 9 yd run (Ethan Ratke kick), 11-68 5:08	7 - 0																														
	05:33	JMU - Jawon Hamilton 13 yd run (Ethan Ratke kick), 5-59 1:24	14 - 0																														
	00:59	UTC - Chris James 19 yd pass from Nick Tiano (Victor Ulmo kick), 10-75 4:40	14 - 7																														
	00:37	UTC - Nick Tiano 2 yd run (Victor Ulmo kick), 2-33 0:16	14 - 14																														
2nd	11:26	JMU - Ethan Ratke 44 yd field goal, 11-46 4:11	17 - 14																														
	00:26	JMU - Ethan Ratke 42 yd field goal, 9-51 4:08	20 - 14																														
3rd	10:01	JMU - Ethan Ratke 29 yd field goal, 12-63 4:59	23 - 14																														
	03:38	JMU - Brandon Polk 48 yd pass from Ben DiNucci (Ethan Ratke kick), 6-74 2:16	30 - 14																														
4th	13:18	JMU - Percy Agyei-Obese 1 yd run (Ethan Ratke kick), 8-86 2:59	37 - 14																														

2019 Season in Review

Game 5: JMU 45, Elon 10

	1	2	3	4	Score
James Madison	14	7	17	7	45
Elon	7	0	0	3	10

Sept. 28, 2019 | Rhodes Stadium | Elon, N.C. | Attendance: 11,926

SCORING SUMMARY

1st	14:08	ELON	Jones 66 yd pass from Cheek (Davis kick)	
			2 plays, 75 yards, TOP 0:52	0-7
	11:40	JMU	Vanhorse 6 yd run (Ratke kick)	
			6 plays, 65 yards, TOP 2:28	7-7
	02:39	JMU	DiNucci 5 yd run (Ratke kick)	
			14 plays, 89 yards, TOP 5:56	14-7
2nd	13:22	JMU	Vanhorse 0 yd fumble recovery (Ratke kick)	
			5 plays, 64 yards, TOP 1:56	21-7
3rd	12:19	JMU	Ratke 44 yd field goal	
			9 plays, 38 yards, TOP 2:41	24-7
	03:54	JMU	Hamilton 14 yd run (Ratke kick)	
			11 plays, 54 yards, TOP 5:31	31-7
	01:50	JMU	Palmer 3 yd run (Ratke kick)	
			4 plays, 15 yards, TOP 1:29	38-7
4th	12:16	ELON	Davis 50 yd field goal	
			11 plays, 42 yards, TOP 4:34	38-10
	08:47	JMU	Palmer 2 yd run (Ratke kick)	
			4 plays, 37 yards, TOP 1:21	45-10

Strong Rushing Attack Leads Way to #2 JMU's 45-10 Win at #24 Elon

ELON, N.C. – Behind a dominant rushing attack which saw James Madison gain 336 yards on the ground, the second-ranked Dukes bulldozed their way to a 45-10 victory at #24 Elon on Saturday afternoon at Rhodes Stadium.

The Dukes improved to 4-1 on the year and 1-0 in Colonial Athletic Association play, while the Phoenix fell to 2-3 and 1-1. JMU also remained unbeaten at Rhodes Stadium, moving to 3-0 all-time at Elon.

JMU had four rushers with at least 50 yards, led by Jawon Hamilton, who ran for a season-best 81 yards and a touchdown. Latrelle Palmer had the best outing of his young career, running eight times for 78 yards (9.8 avg.) and two touchdowns. Solomon Vanhorse tallied 63 rushing yards and two touchdowns, while Percy Agyei-Obese added 59 yards. Additionally, of JMU's 56 rushes, none were for negative gain, as it averaged 6.0 yards per rush as a team.

Ben DiNucci was 13-of-21 for 185 passing yards while rushing for 26 yards and a score. He also moved into JMU's career top 10 for passing yards, as he now stands at 3,341. DiNucci had balance through the air, as three receivers had three receptions. Jake Brown had a team-high 53 yards, which included a 42-yard catch. Devin Ravenel had 40 receiving yards, and Riley Stapleton contributed 44 receiving yards.

After a touchdown on Elon's opening drive, JMU's defense shut down the Phoenix, allowing just 152 more yards over their final 11 drives. JMU had a +303 advantage on the ground, limiting Elon to only 33 yards and 1.4 per carry. The Dukes had 10 tackles for loss and five sacks, led by John Daka, who tied his career high with a pair of sacks. Ron Dell Carter and Mike Greene also had a solo sack. JMU's five sacks resulted in a loss of 40 yards for Elon.

After missing all of last season to an injury, Rashad Robinson stepped in front of a Davis Cheek pass to record his first interception in 659 days, as he moved into a tie for seventh all-time with 11 career picks. JMU also recorded its third block of the season, as MJ Hampton blocked a punt in the second half.

KEY MOMENTS

Elon led 7-0 after a 66-yard touchdown pass on the opening drive, but the Dukes answered less than 2:30 later with the equalizer, sparking a 38-point run through the end of the third quarter. Leading 31-7 in the third, Hampton blocked a punt, setting up a JMU touchdown four plays later to make it 38-7. In the fourth, Robinson's interception set up JMU's final scoring drive to make it a five-touchdown win.

A NEW KICKING KING AT JMU

Ethan Ratke now stands alone atop the field goal charts at JMU, as he kicked home a 44-yard field goal with 12:19 to play in the third quarter. It was his 40th career field goal, passing former leader John Coursey, who made 39 from 1993-96.

The 44-yard field goal matched his season long from last week at Chattanooga and was tied for the second-longest field goal in his career.

ADDITIONAL GAME FACTS

- JMU out-gained Elon 521 to 227, which included 336 to 33 on the ground.
- The Dukes averaged 6.7 yards per play, as opposed to Elon's 4.1.
- The Dukes did not have one negative play from scrimmage, while forcing 10.0 TFLs and 5.0 sacks.
- JMU converted 8-of-13 on third down, and Elon was only successful on 3-of-14 tries.
- The Dukes dominated the time of possession by a margin of 34:23 to 25:37.
- JMU more than doubled up Elon on first downs, 28-13.
- Harry O'Kelly averaged a career-best 51.7 yards per punt, which was his best average with at least three punts in a game.
- JMU's average starting field position in the second half was its own 48, which was 22 yards better than Elon's starting field position in the third and fourth.
- Elon was paced by Cheek, who passed for 189 yards and a touchdown with an interception. He completed just 44% of his passes, going 14-of-32. Robinson's interception was Cheek's first pick in 241 pass attempts.
- Avery Jones had game highs of six catches for 93 yards, which included Elon's opening-possession score.



Quickie Statistics (Final) #2 James Madison vs #24 Elon (Sep 28, 2019 at Elon, N.C.)

											JMU	ELON
Score											45	10
FIRST DOWNS											28	13
RUSHES-YARDS (NET)											56-336	23-33
PASSING YDS (NET)											185	194
Passes Att-Comp-Int											22-13-0	33-15-1
TOTAL OFFENSE PLAYS-YARDS											78-521	56-227
Fumble Returns-Yards											0-0	0-0
Punt Returns-Yards											4-35	0-0
Kickoff Returns-Yards											1-11	3-66
Interception Returns-Yards											1-3	0-0
Punts (Number-Avg)											3-51.7	7-34.9
Fumbles-Lost											3-0	1-0
Penalties-Yards											7-64	3-35
Possession Time											34:23	25:37
Third-Down Conversions											8 of 13	3 of 14
Fourth-Down Conversions											0 of 0	1 of 2
Red-Zone Scores-Chances											6-6	1-1

James Madison											Elon																
Rushing											Rushing																
No.	Gain	Loss	Net	TD	Lg	Avg						No.	Gain	Loss	Net	TD	Lg	Avg									
Jawon Hamilton	13	81	0	81	1	6.2						B. Cyphers	3	40	2	38	0	26	12.7								
Latrelle Palmer	8	78	0	78	2	9.8						J. Baughman	4	13	1	12	0	8	3.0								
Solomon Vanhorse	11	63	0	63	2	5.7						J. Thomas	6	13	2	11	0	8	1.8								
Percy Agyei-Obese	12	59	0	59	0	4.9						D. McNair	4	4	0	4	0	2	1.0								
Passing											Passing																
C-A-I	Yds	TD	Long	Sack								C-A-I	Yds	TD	Long	Sack											
Ben DiNucci	13-21-0	185	0	42	0								D. Cheek	14-32-1	189	1	66	5									
Cole Johnson	0-1-0	0	0	0	0								J. Baughman	1-1-0	5	0	5	0									
Receiving											Receiving																
No.	Yards	TD	Long								No.	Yards	TD	Long													
Jake Brown	3	53	0	42								A. Jones	6	93	1	66											
Devin Ravenel	3	40	0	30								B. Daughtry	2	43	0	30											
Riley Stapleton	3	33	0	12								M. Foster	2	15	0	10											
Jawon Hamilton	2	11	0	8								K. Weeks	2	14	0	8											
Punting											Punting																
No.	Yds	Avg	Long	In20	TB							No.	Yds	Avg	Long	In20	TB										
Harry O'Kelly	3	155	51.7	60	1	1							H. Stephenson	6	244	40.7	57	4	0	0	0						
											Team											1	0	0.0	0	0	0

Punt Returns											Punt Returns										
No.	Yards	TD	Long								No.	Yards	TD	Long							
D'Angelo Amos	3	27	0	26																	
MJ Hampton	1	4	0	0																	

Kick Returns											Kick Returns										
No.	Yards	TD	Long								No.	Yards	TD	Long							
D'Angelo Amos	1	11	0	11								S. Wingard	3	66	0	30					

Tackles											Tackles										
UA-A	Total	Sacks	TFL								UA-A	Total	Sacks	TFL							
Adam Smith	3-4	7	0.0	0.0								T. Jones	11-5	16	0.0	0.0					
Dimitri Holloway	0-7	7	0.5	1.0								C. Coleman	8-4	12	0.0	0.0					
Adeeb Atariwa	0-5	5	0.0	1.0								J. Malone	3-4	7	0.0	0.0					
Wesley McCormick	3-0	3	0.0	1.0								M. Hillman	2-5	7	0.0	0.0					

Qtr	Time	Scoring Play	V-H
1st	14:08	ELON - A. Jones 66 yd pass from D. Cheek (S. Davis kick), 2-75 0:52	0 - 7
	11:40	JMU - Solomon Vanhorse 6 yd run (Ethan Ratke kick), 6-65 2:28	7 - 7
	02:39	JMU - Ben DiNucci 5 yd run (Ethan Ratke kick), 14-89 5:56	14 - 7
2nd	13:22	JMU - Solomon Vanhorse 0 yd fumble recovery (Ethan Ratke kick), 5-64 1:56	21 - 7
3rd	12:19	JMU - Ethan Ratke 44 yd field goal, 9-38 2:41	24 - 7
	03:54	JMU - Jawon Hamilton 14 yd run (Ethan Ratke kick), 11-54 5:31	31 - 7
	01:50	JMU - Latrelle Palmer 3 yd run (Ethan Ratke kick), 4-15 1:29	38 - 7
4th	12:16	ELON - S. Davis 50 yd field goal, 11-42 4:34	38 - 10
	08:47	JMU - Latrelle Palmer 2 yd run (Ethan Ratke kick), 4-37 1:21	45 - 10

2019 Season in Review

Game 6: JMU 45, Stony Brook 38 (OT)

	1	2	3	4	OT	Score
James Madison	14	14	3	7	7	45
Stony Brook	14	7	7	10	0	38

Oct. 5, 2019 | LaValle Stadium | Stony Brook, N.Y. | Attendance: 12,812

SCORING SUMMARY

1st	13:42	JMU	DiNucci 20 yd run (Ratke kick)	
			3 plays, 32 yards, TOP 1:04	7-0
	09:23	SBU	Lawton 6 yd run (Courtney kick)	
			12 plays, 75 yards, TOP 0:14	7-7
	06:01	JMU	Hamilton 55 yd run (Ratke kick)	
			7 plays, 75 yards, TOP 3:22	14-7
	02:15	SBU	Lawton 4 yd run (Courtney kick)	
			2 plays, 45 yards, TOP 0:28	14-14
2nd	13:15	JMU	Agyei-Obese 2 yd run (Ratke kick)	
			10 plays, 75 yards, TOP 4:00	21-14
	09:19	SBU	Constant 19 yd pass from Fields (Courtney kick)	
			2 plays, 18 yards, TOP 0:41	21-21
	01:11	JMU	Polk 12 yd pass from DiNucci (Ratke kick)	
			6 plays, 79 yards, TOP 2:39	28-21
3rd	11:10	JMU	Ratke 24 yd field goal	
			8 plays, 51 yards, TOP 3:42	31-21
	05:48	SBU	Anderson 26 yd pass from Fields (Courtney kick)	
			5 plays, 69 yards, TOP 1:22	31-28
4th	14:55	JMU	Agyei-Obese 24 yd run (Ratke kick)	
			3 plays, 31 yards, TOP 1:21	38-28
	07:20	SBU	Lawton 1 yd run (Courtney kick)	
			8 plays, 97 yards, TOP 3:47	38-35
	00:05	SBU	Courtney 47 yd field goal	
			11 plays, 51 yards, TOP 1:44	38-38
OT	00:00	JMU	Hamilton 3 yd run (Ratke kick)	
			3 plays, 25 yards, TOP 0:00	45-38

#2 Dukes Win Overtime Slugfest, 45-38, at #24 Stony Brook

STONY BROOK, N.Y. – Jawon Hamilton rushed for a career-high 105 yards and two touchdowns, and second-ranked James Madison held off #24 Stony Brook 45-38 in an overtime thriller on Saturday night at LaValle Stadium.

The Dukes improved to 5-1, on the year and 2-0 in Colonial Athletic Association play, while the Seawolves fell to 4-2 and 1-1 in league play. It was JMU's first overtime game since 2014 when Delaware upended JMU 30-23 on Sept. 27, 2014. It also snapped Stony Brook's 12-game home win streak.

Hamilton turned in his first career 100-yard game and first two-touchdown game on just 13 carries, averaging 8.1 per carry. With the game tied at 38-38 in overtime, Hamilton capped off the drive with a three-yard touchdown to put the Dukes ahead.

On the ensuing drive, Stony Brook had a look at the end zone on fourth down, but the pass was dropped to allow JMU to improve to 2-0 all-time at LaValle Stadium.

Percy Agyei-Obese also ran for 96 yards and tied his career high with a pair of touchdowns, and Solomon Vanhorne added 48 rushing yards. Ben DiNucci accumulated 298 yards of offense, going 13-of-17 for 218 yards with a touchdown and interception through the air while adding 80 rushing yards and a score.

His top target, Brandon Polk turned in his first career 100-yard receiving game, making 4 catches for 105 yards and a touchdown, which included a career-long 54-yard catch. Riley Stapleton also had three catches for 30 yards, including a 20-yard catch in overtime.

JMU forced Stony Brook into 10 tackles for loss, including five sacks, most of which came late in the game. John Daka had seven tackles, including 2.5 tackles for loss and 1.5 sacks. Mike Greene had 2.0 TFLs and a sack, while Landan Word and Wayne Davis each joined him with a solo sack. Dimitri Holloway led the Dukes with 10 tackles and 1.5 for loss, while Ron Dell Carter had nine stops and eight Dukes tallied at least five tackles.

KEY MOMENTS

In a game pitting the CAA's top-two defenses, it was an offensive show in the first half, with a total of seven touchdowns scored, giving JMU a 28-21 halftime lead. Ethan Ratke's 24-yard field goal early in the third gave JMU the first two-possession lead, at 31-21, but Stony Brook converted on fourth-down touchdown pass to make it a 31-28 game late in the quarter.

JMU made it a 38-28 game on the first play of the fourth on an Agyei-Obese touchdown carry. After a turnover, Stony Brook drove 97 yards to pull within three, at 38-35, with 7:20 to play.

Stony Brook would get the ball back with 1:44 on the clock and no timeouts. The Seawolves used 11-plays to travel 51-yards in 1:39 to kick a 47-yard field goal to tie the game and send it to overtime.

In the first overtime period, the Dukes had a 20-yard pass to Stapleton and scored on a three-yard touchdown run from Hamilton. The Dukes' defense held strong during Stony Brook's possession to defeat the Seawolves.

ADDITIONAL GAME FACTS

- The Dukes collected 547 yards of total offense on Saturday, including 218 through the air and 329 on the ground.
- James Madison was 11-16 on third downs, while holding the Stony Brook offense to 5-14.
- JMU turned the ball over four times, losing three fumbles, while the Seawolves only had one turnover on a lost fumble. Of JMU's four turnovers, two occurred in the red zone.
- The Dukes produced five sacks, compared to SBU's two.
- Tyquell Fields led SBU with 318 passing yards and two touchdowns, while Ty Son Lawton rushed for 108 yards and three scores.
- Nick Anderson led all players with seven catches for 154 yards and a score.



Quickie Statistics (Final)

#2 James Madison vs #24 Stony Brook (Oct 05, 2019 at Stony Brook, N.Y.)

											JMU					SBU				
Score											45					38				
FIRST DOWNS											26					20				
RUSHES-YARDS (NET)											56-329					42-118				
PASSING YDS (NET)											218					318				
Passes Att-Comp-Int											17-13-1					30-15-0				
TOTAL OFFENSE PLAYS-YARDS											73-547					72-436				
Fumble Returns-Yards											0-0					1-13				
Punt Returns-Yards											1-3					0-0				
Kickoff Returns-Yards											4-88					6-110				
Interception Returns-Yards											0-0					1-0				
Punts (Number-Avg)											3-36.0					5-34.8				
Fumbles-Lost											5-3					2-1				
Penalties-Yards											2-30					4-30				
Possession Time											32:33					27:27				
Third-Down Conversions											11 of 16					5 of 14				
Fourth-Down Conversions											0 of 0					2 of 3				
Red-Zone Scores-Chances											4-5					4-5				

James Madison											Stony Brook										
Rushing		No.	Gain	Loss	Net	TD	Lg	Avg			Rushing		No.	Gain	Loss	Net	TD	Lg	Avg		
Jawon Hamilton		13	108	3	105	2	55	8.1			Ty Son Lawton		27	112	4	108	3	23	4.0		
Percy Agyei-Obese		13	99	3	96	2	24	7.4			Seba Nekhet		6	19	1	18	0	5	3.0		
Ben DiNucci		16	95	15	80	1	20	5.0			Isalah White		1	0	0	0	0	0	0.0		
Solomon Vanhorne		14	53	5	48	0	15	3.4			Tyquell Fields		8	11	25	-14	0	6	-1.8		
Passing		C-A-I	Yds	TD	Long	Sack					Passing		C-A-I	Yds	TD	Long	Sack				
Ben DiNucci		13-17-1	218	1	54	2					Tyquell Fields		15-30-0	318	2	41	5				
Receiving		No.	Yards	TD	Long							Receiving		No.	Yards	TD	Long				
Brandon Polk		4	105	1	54							Nick Anderson		7	154	1	41				
Riley Stapleton		3	30	0	20							Jean Constant		4	87	1	33				
Kyndel Dean		2	13	0	7							Delante Hellams		2	42	0	40				
Dylan Stapleton		1	44	0	37							Peter McKenzie		1	21	0	21				
Punting		No.	Yds	Avg	Long	In20	TB					Punting		No.	Yds	Avg	Long	In20	TB		
Harry O'Kelly		3	108	36.0	41	1	1					Mitchell Wright		5	174	34.8	42	1	0		
Punt Returns		No.	Yards	TD	Long							Punt Returns		No.	Yards	TD	Long				
D'Angelo Amos		1	-3	0	0																
Kick Returns		No.	Yards	TD	Long							Kick Returns		No.	Yards	TD	Long				
Jawon Hamilton		2	66	0	34							Jean Constant		6	110	0	33				
D'Angelo Amos		1	18	0	18																
Tackles		UA-A	Total	Sacks	TFL							Tackles		UA-A	Total	Sacks	TFL				
Dimitri Holloway		2-8	10	0.0	1.5							R. Dimanche		4-8	12	1.0	1.5				
Mike Greene		3-6	9	1.0	2.0							Augie Contressa		6-5	11	0.0	0.0				

Qtr	Time	Scoring Play	V-H
1st	13:42	JMU - Ben DiNucci 20 yd run (Ethan Ratke kick), 3-32 1:04	7 - 0
	09:23	SBU - Ty Son Lawton 6 yd run (Nick Courtney kick), 12-75 4:14	7 - 7
	06:01	JMU - Jawon Hamilton 55 yd run (Ethan Ratke kick), 7-75 3:22	14 - 7
	02:15	SBU - Tyquell Fields 4 yd run (Nick Courtney kick), 2-10 0:28	14 - 14
2nd	13:15	JMU - Percy Agyei-Obese 2 yd run (Ethan Ratke kick), 10-75 4:00	21 - 14
	09:19	SBU - Jean Constant 19 yd pass from Tyquell Fields (Nick Courtney kick), 2-18 0:41	21 - 21
	01:11	JMU - Brandon Polk 12 yd pass from Ben DiNucci (Ethan Ratke kick), 6-79 2:39	28 - 21
3rd	11:10	JMU - Ethan Ratke 24 yd field goal, 8-51 3:42	31 - 21
	05:48	SBU - Nick Anderson 26 yd pass from Tyquell Fields (Nick Courtney kick), 5-69 1:22	31 - 28
4th	14:55	JMU - Percy Agyei-Obese 24 yd run (Ethan Ratke kick), 3-31 1:21	38 - 28
	07:20	SBU - Ty Son Lawton 1 yd run (Nick Courtney kick), 8-97 3:47	38 - 35
	00:05	SBU - Nick Courtney 47 yd field goal, 11-51 1:44	38 - 38
OT	15:00	JMU - Jawon Hamilton 3 yd run (Ethan Ratke kick), 3-0 0:05	45 - 38

2019 Season in Review

Game 7: JMU 38, Villanova 24

	1	2	3	4	Score
Villanova	0	10	14	0	24
James Madison	7	10	0	21	38

Oct. 12, 2019 | Bridgeforth Stadium | Harrisonburg, Va. | Attendance: 25,076

SCORING SUMMARY

1st	10:39	JMU	R. Stapleton 2 yd pass from DiNucci (Ratke kick)	
			9 plays, 53 yards, TOP 4:21	7-0
2nd	14:24	VU	Hodge 43 yd pass from Smith (Kresge kick)	
			8 plays, 90 yards, TOP 4:56	7-7
	09:19	JMU	R. Stapleton 5 yd pass from DiNucci (Ratke kick)	
			14 plays, 73 yards, TOP 4:57	14-7
	03:14	VU	Kresge 39 yd field goal	
			9 plays, 44 yards, TOP 3:46	14-10
	00:39	JMU	Ratke 43 yd field goal	
			10 plays, 49 yards, TOP 2:35	17-10
3rd	10:18	VU	Summers 4 yd pass from Smith (Kresge kick)	
			11 plays, 81 yards, TOP 4:42	17-17
	05:37	VU	Hodge 10 yd pass from Smith (Kresge kick)	
			8 plays, 46 yards, TOP 3:15	17-24
4th	13:53	JMU	Polk 26 yd pass from DiNucci (Ratke kick)	
			3 plays, 39 yards, TOP 1:03	24-24
	10:48	JMU	Hampton 83 yd interception return (Ratke kick)	
				31-24
	07:28	JMU	Palmer 69 yd run (Ratke kick)	
			3 plays, 80 yards, TOP 1:06	38-24

#2 JMU Erases Fourth-Quarter Deficit to Rally Past #5 Villanova

HARRISONBURG, Va. – Second ranked James Madison forced four turnovers and scored 21 points in the fourth quarter to rally past fifth ranked Villanova, 38-24 in Colonial Athletic Association action on Saturday afternoon at Bridgeforth Stadium on Saturday.

The Dukes improved to 6-1 on the year and 3-0 in Colonial Athletic Association play, while the Wildcats fell to 6-1 and 3-1. It was JMU's fifth straight win over Villanova and marked the first time since JMU's 13-10 win against Stony Brook on Oct. 27, 2018 that the Dukes rallied in the fourth.

Trailing 24-17 heading to the fourth, the Dukes forced a turnover on the opening play of the quarter, leading to a 26-yard touchdown pass from Ben DiNucci to Brandon Polk three plays later to tie the game at 24-24.

On the ensuing drive, Villanova was driving before MJ Hampton picked off his first pass and returned it 83 yards for a pick-six, giving JMU a 31-24 lead with 10:48 to play. After a Villanova missed field goal, Latrelle Palmer busted off a 69-yard touchdown rush to put the Dukes up 38-24 with 7:28 left. The Dukes answered with back-to-back interceptions by Rashad Robinson and Adam Smith sealed the win.

Palmer rushed for a game- and career-high 103 yards and a score in the fourth quarter alone, picking up 12.9 yards per carry along the way. Percy Agyei-Obese also tacked on 41 yards on the ground.

DiNucci led JMU's passing attack with 216 yards through the air, tossing three touchdowns without throwing an interception. Riley Stapleton reeled in five catches for 44 yards and two scores, tying his career high, and Polk made four grabs for 44 yards and a score.

John Daka led the JMU defense with career highs of nine tackles, 5.0 for loss and 2.0 sacks, to go with a forced fumble. Smith matched Daka with nine stops, adding his second interception of the season. Hampton tied his career high with six tackles and his day was highlighted by his go-ahead touchdown on his interception. Eight players had at least four tackles in the win.

The Dukes won the turnover battle in Saturday's game, forcing four turnovers (all in the fourth) while avoiding any giveaways. JMU turned those takeaways into 14 points. The JMU offense did a good job extending drives, converting on 56.2 percent of third-down attempts (9-16).

JMU's defense was dominant against the run, limiting Villanova to just 44 yards on the ground. JMU out-rushed Villanova by 114 yards, gaining 158. The Dukes' defense disrupted the Villanova passing attack late on their way to pulling down three interceptions and breaking up seven Wildcats passes.

ADDITIONAL GAME FACTS

- Villanova outgained JMU 431-374 in the contest.
- JMU won the turnover battle 4-0 after intercepting three passes and recovering one fumble.
- JMU had their highest scoring quarter in the fourth, when they put up 21 points.
- JMU converted 9 of 16 third downs while Villanova was successful on 6 of 13.
- The Dukes totaled nine tackles for loss and added three sacks.
- Villanova's Daniel Smith led the Wildcats' passing attack, completing 26-of-47 attempts for 387 yards and three touchdowns with three interceptions.
- Changa Hodge was Villanova's leading receiver with eight receptions for 134 yards and two touchdowns, and Todd Summers added six catches for 50 yards and a score.
- VU's Forrest Rhyne led all defenders with 13 tackles, adding 3.0 TFLs and 2.0 sacks.



Quickie Statistics (Final) #5 Villanova vs #2 James Madison (Oct 12, 2019 at Harrisonburg, Va.)

		VU		JMU	
Score		24		38	
FIRST DOWNS		24		19	
RUSHES-YARDS (NET)		29-44		37-158	
PASSING YDS (NET)		387		216	
Passes Att-Comp-Int		47-26-3		32-20-0	
TOTAL OFFENSE PLAYS-YARDS		76-431		69-374	
Fumble Returns-Yards		0-0		0-0	
Punt Returns-Yards		0-0		1-2	
Kickoff Returns-Yards		6-117		4-88	
Interception Returns-Yards		0-0		3-83	
Punts (Number-Avg)		1-44.0		4-38.8	
Fumbles-Lost		1-1		1-0	
Penalties-Yards		3-30		9-85	
Possession Time		31:58		28:02	
Third-Down Conversions		6 of 13		9 of 16	
Fourth-Down Conversions		0 of 2		0 of 2	
Red-Zone Scores-Chances		3-5		2-2	

Villanova											James Madison												
Rushing	No.	Gain	Loss	Net	TD	Lg	Avg					Rushing	No.	Gain	Loss	Net	TD	Lg	Avg				
DeeWil Barlee	11	40	2	38	0	10	3.5					Latrelle Palmer	8	103	0	103	1	69	12.9				
KayJoun Pringle	2	9	4	5	0	9	2.5					Percy Agyei-Obese	11	43	2	41	0	17	3.7				
TD Ayo-Durojaiye	7	14	10	4	0	7	0.6					Solomon Vanhorse	4	9	0	9	0	4	2.2				
TEAM	1	0	1	-1	0	0	-1.0					Ben DiNucci	8	34	28	6	0	20	0.8				
Passing	C-A-I	Yds	TD	Long	Sack							Passing	C-A-I	Yds	TD	Long	Sack						
Daniel Smith	26-47-3	387	3	44	3							Ben DiNucci	20-32-0	216	3	26	4						
Receiving	No.	Yards	TD	Long								Receiving	No.	Yards	TD	Long							
Changa Hodge	8	134	2	43								Riley Stapleton	5	44	2	16							
Todd Summers	6	50	1	18								Brandon Polk	4	44	1	26							
Jaaron Hayek	5	86	0	22								Solomon Vanhorse	3	42	0	15							
Zac Kerxton	4	95	0	44								Jake Brown	3	37	0	22							
Punting	No.	Yds	Avg	Long	In20	TD						Punting	No.	Yds	Avg	Long	In20	TD					
Nathan Fondacaro	1	44	44.0	44	0	0						Harry O'Kelly	4	155	38.8	44	2	0					
Punt Returns	No.	Yards	TD	Long								Punt Returns	No.	Yards	TD	Long							
												Jack Sroba	1	-2	0	0							
Kick Returns	No.	Yards	TD	Long								Kick Returns	No.	Yards	TD	Long							
Dez Boykin	6	117	0	26								Brandon Polk	3	85	0	37							
												Jawon Hamilton	1	3	0	3							
Tackles	UA-A	Total	Sacks	TFL								Tackles	UA-A	Total	Sacks	TFL							
Forrest Rhyne	5-8	13	2.0	3.0								John Daka	6-3	9	2.0	5.0							
Nowoola Awopetu	6-3	9	0.0	0.0								Adam Smith	3-6	9	0.0	0.0							
Drew Wiley	4-4	8	0.5	2.0								Dimitri Holloway	4-3	7	0.0	0.0							
Darryl McDaniel	3-5	8	0.0	0.0								MJ Hampton	4-2	6	0.0	0.5							

Qtr	Time	Scoring Play	V-H
1st	10:39	JMU - Riley Stapleton 2 yd pass from Ben DiNucci (Ethan Ratke kick), 9-53 4:21	0 - 7
2nd	14:24	VU - Changa Hodge 43 yd pass from Daniel Smith (Drew Kresge kick), 8-90 4:56	7 - 7
09:19		JMU - Riley Stapleton 5 yd pass from Ben DiNucci (Ethan Ratke kick), 14-73 4:57	7 - 14
03:14		VU - Drew Kresge 39 yd field goal, 9-44 3:46	10 - 14
00:39		JMU - Ethan Ratke 43 yd field goal, 10-49 2:35	10 - 17
3rd	10:18	VU - Todd Summers 4 yd pass from Daniel Smith (Drew Kresge kick), 11-81 4:42	17 - 17
05:37		VU - Changa Hodge 10 yd pass from Daniel Smith (Drew Kresge kick), 8-46 3:15	24 - 17
13:53		JMU - Brandon Polk 26 yd pass from Ben DiNucci (Ethan Ratke kick), 3-39 1:03	24 - 24
10:48		JMU - MJ Hampton 83 yd interception return (Ethan Ratke kick)	24 - 31
07:28		JMU - Latrelle Palmer 69 yd run (Ethan Ratke kick), 3-80 1:06	24 - 38

2019 Season in Review

Game 8: JMU 38, William & Mary 10

	1	2	3	4	Score
James Madison	7	14	10	7	38
William & Mary	3	0	7	0	10

Oct. 19, 2019 | Zable Stadium | Williamsburg, Va. | Attendance: 11,821

SCORING SUMMARY

1st	07:39	WM	Johnston 20 yd field goal	
			6 plays, 77 yards, TOP 3:05	0-3
	01:56	JMU	Polk 16 yd pass from DiNucci (Ratke kick)	
			2 plays, 13 yards, TOP 0:41	7-3
2nd	10:40	JMU	Agyei-Obese 1 yd run (Ratke kick)	
			7 plays, 14 yards, TOP 3:10	14-3
	04:16	JMU	Agyei-Obese 1 yd run (Ratke kick)	
			8 plays, 36 yards, TOP 3:12	21-3
3rd	09:17	WM	Zgombic 6 yd pass from Hefter (Johnston kick)	
			9 plays, 73 yards, TOP 3:51	21-10
	04:22	JMU	Ratke 32 yd field goal	
			14 plays, 60 yards, TOP 4:55	24-10
	02:36	JMU	Dean 37 yd pass from DiNucci (Ratke kick)	
			3 plays, 57 yards, TOP 0:50	31-10
4th	00:59	JMU	Palmer 1 yd run (Ratke kick)	
			5 plays, 21 yards, TOP 2:03	38-10

Strong Defensive Effort Leads Dukes to 38-10 Victory at W&M

WILLIAMSBURG, Va. – Behind a dominant defensive effort that limited William & Mary to only 194 total yards, #2 James Madison knocked off the Tribe 38-10 in Colonial Athletic Association football action on Saturday afternoon at Zable Stadium.

The Dukes improved to 7-1 on the year and 4-0 in CAA play, while the Tribe fell to 2-5 and 0-3. It was JMU's fourth straight victory against W&M and the seventh straight victory this season for the Dukes.

Ron'Dell Carter showed out for the JMU defense, collecting career highs of 10 tackles and 6.0 tackles for loss, to go with one sack. Eight different Dukes tallied at least a full TFL, as Mike Greene had 1.5 sacks and Wayne Davis produced 1.5 tackles for loss. John Daka also made a full sack, marking his fourth straight game with a sack.

Ben DiNucci led JMU's passing attack, going 23-of-36 for 250 yards and two touchdowns and an interception.

DiNucci's most prolific target in the ballgame was Brandon Polk, who caught a career-high seven passes for 77 yards and a score. Dylan Stapleton also hauled in four balls for 54 yards, and Riley Stapleton made four catches for 43 yards, moving him into fourth all-time at JMU in career receptions. Kyndel Dean also had three grabs for 47 yards, including a 37-yard touchdown catch.

Percy Agyei-Obese totaled 68 yards to lead the Dukes' ground attack and added two touchdowns in the game. Jawon Hamilton also tacked on 49 rushing yards and Latrelle Palmer scored a fourth-quarter touchdown.

The Dukes won the turnover battle by forcing three interceptions while coughing the ball just once. JMU turned W&M's turnovers into 14 points. The JMU offense did a good job extending drives, converting on 47.1% (8/17) of third-down attempts. The Dukes also went 1-for-1 on fourth down.

Defensively, JMU did an excellent job neutralizing the William & Mary offensive attack, holding the Tribe to 194 total yards, allowing 119 passing and 75 rushing. The Dukes badgered the William & Mary passing attack all game long, registering four sacks, a season-high 15 tackles for loss and grabbing three picks.

JMU's offense made the most of its visits to the red zone, scoring on all five trips, with four of those scores being touchdowns.

KEY MOMENTS

After William & Mary opened the game with an interception and a 73-yard run to set up the game's opening score with a field goal, JMU responded with three straight first-half touchdowns to lead 21-3 at the break. After allowing the 73-yard scamper, JMU only allowed 33 total yards the rest of the half.

William & Mary closed the gap to 21-10 in the third on a fake field goal, but the Dukes responded with 10 points in less than a two-minute span with an Ethan Ratke 32-yard field goal and DiNucci's deep touchdown pass to Dean to make it 31-10. After a late turnover, JMU capped off the scoring with Palmer's one-yard run with 59 seconds to play.

ADDITIONAL GAME FACTS

- * JMU outgained William & Mary 376-194, including a 250-119 advantage through the air.
- * JMU scored 21 straight points to build a 21-3 lead and closed the game with 17 straight.
- * JMU converted 8 of 17 third downs while William & Mary was successful on 5 of 16.
- * JMU won the time of possession battle 32:36 to 27:24.
- * Three Dukes in the secondary recorded interceptions in Wayne Davis, D'Angelo Amos and Adam Smith. Amos also broke up a pass the play before intercepting his second of the season. Smith now leads JMU with three picks this year.
- * Kilton Anderson led the Tribe passing attack, completing 11 of his 17 attempts for 91 yards with one interception.
- * Bronson Yoder led the William & Mary rushing attack with 77 yards, which included his career-long 73 yarder in the first.



Quickie Statistics (Final) #2 James Madison vs William and Mary (Oct 19, 2019 at Williamsburg, Va.)

	JMU	WM
Score	38	10
FIRST DOWNS	20	10
RUSHES-YARDS (NET)	40-126	29-75
PASSING YDS (NET)	250	119
Passes Att-Comp-Int	36-23-1	31-19-3
TOTAL OFFENSE PLAYS-YARDS	76-376	60-194
Fumble Returns-Yards	0-0	0-0
Punt Returns-Yards	5-125	6-50
Kickoff Returns-Yards	1-17	4-56
Interception Returns-Yards	3-4	1-0
Punts (Number-Avg)	6-34.8	8-43.8
Fumbles-Lost	1-0	0-0
Penalties-Yards	2-15	6-57
Possession Time	32:36	27:24
Third-Down Conversions	8 of 17	5 of 16
Fourth-Down Conversions	1 of 1	1 of 1
Red-Zone Scores-Chances	5-5	2-2

James Madison	William and Mary
Rushing	Rushing
Percy Agyei-Obese 18 68 0 68 2 15 3.8	Bronson Yoder 6 82 5 77 0 73 12.8
Jawon Hamilton 11 49 0 49 0 9 4.5	Donavyn Lester 10 30 9 21 0 8 2.1
Latrele Palmer 8 19 5 14 1 4 1.8	A. Funderburke 1 5 0 5 0 5 5.0
Solomon Vanhorne 2 0 0 0 0 0 0.0	Tyler Crist 1 0 1 -1 0 0 -1.0
Passing	Passing
Ben DiNucci 23-36-1 250 2 39 1	Kilton Anderson 11-17-1 91 0 27 4
	Ted Hefter 7-13-2 36 1 16 0
Receiving	Receiving
Brandon Polk 7 77 1 18	Zach Burdick 3 58 0 27
Dylan Stapleton 4 54 0 39	Tyler Crist 3 27 0 14
Riley Stapleton 4 43 0 18	Bronson Yoder 3 12 0 5
Kyndel Dean 3 47 1 37	Owen Wright 3 6 0 8
Punting	Punting
Harry O'Kelly 6 209 34.8 44 4 0	George Eberle 7 311 44.4 56 0 0
	Will Michael 1 39 39.0 39 0 0
Punt Returns	Punt Returns
D'Angelo Amos 5 125 0 49	Jordan Lowery 4 46 0 21
	Bronson Yoder 2 4 0 4
Kick Returns	Kick Returns
Brandon Polk 1 17 0 17	Bronson Yoder 4 56 0 23
Tackles	Tackles
Ron'Dell Carter 6-4 10 1.0 6.0	Latrele Smith 8-1 9 0.0 0.0
Dimitri Holloway 4-3 7 0.0 1.0	Nate Atkins 7-1 8 0.0 0.0
Wayne Davis 4-2 6 0.0 1.5	Bill Murray 4-3 7 0.0 1.0
D'Angelo Amos 3-2 5 0.0 0.0	Trey Watkins 2-4 6 0.0 0.0
Qtr Time Scoring Play	V-H
1st 07:39 WM - Jake Johnston 20 yd field goal, 6-77 3:05	0 - 3
01:56 JMU - Brandon Polk 16 yd pass from Ben DiNucci (Ethan Ratke kick), 2-13 0:41	7 - 3
10:40 JMU - Percy Agyei-Obese 1 yd run (Ethan Ratke kick), 7-14 3:10	14 - 3
04:16 JMU - Percy Agyei-Obese 1 yd run (Ethan Ratke kick), 8-36 3:12	21 - 3
09:17 WM - Trey Zgombic 6 yd pass from Ted Hefter (Jake Johnston kick), 9-73 3:51	21 - 10
04:22 JMU - Ethan Ratke 32 yd field goal, 14-60 4:55	24 - 10
02:36 JMU - Kyndel Dean 37 yd pass from Ben DiNucci (Ethan Ratke kick), 3-57 0:50	31 - 10
00:59 JMU - Latrelle Palmer 1 yd run (Ethan Ratke kick), 5-21 2:03	38 - 10

2019 Season in Review

Game 9: JMU 27, Towson 10

	1	2	3	4	Score
Towson	0	10	0	0	10
James Madison	7	17	3	0	27

Oct. 26, 2019 | Bridgeforth Stadium | Harrisonburg, Va. | Attendance: 23,983

SCORING SUMMARY

1st	02:40	JMU	Agyei-Obese 8 yd run (Ratke kick)	
			5 plays, 67 yards, TOP 2:19	7-0
2nd	14:14	TOW	O'Neill 49 yd field goal	
			7 plays, 43 yards, TOP 3:26	7-3
	09:15	TOW	Epps 15 yd pass from Flacco (O'Neill kick)	
			8 plays, 76 yards, TOP 3:36	7-10
	04:56	JMU	R. Stapleton 9 yd pass from DiNucci (Ratke kick)	
			8 plays, 75 yards, TOP 4:19	14-10
	02:52	JMU	Polk 60 yd pass from DiNucci (Ratke kick)	
			2 plays, 65 yards, TOP 0:44	21-10
	00:07	JMU	Ratke 19 yd field goal	
			8 plays, 49 yards, TOP 1:21	24-10
3rd	09:40	JMU	Ratke 20 yd field goal	
			13 plays, 73 yards, TOP 5:20	27-10

#2 JMU Bottles Up #16 Towson in 27-10 Homecoming Victory

HARRISONBURG, Va. – Second-ranked James Madison registered seven sacks and shut out #16 Towson in the second half, surging to a 27-10 Colonial Athletic Association win on Saturday at Bridgeforth Stadium/Zane Showker Field.

The Dukes improved to 8-1 on the year and 5-0 in CAA play, while the Tigers fell to 4-4 and 1-3. JMU has won four straight against Towson and is now 11-1 against the Tigers in conference games.

Percy Agyei-Obese rushed for 111 yards and a touchdown to lead the ground attack, averaging 5.6 yards per carry. Jawon Hamilton also tacked on 64 rushing yards with 5.3 yards per run.

Ben DiNucci was 14-of-25 for 201 yards and two touchdowns with an interception. He has now thrown two or more touchdowns in three straight games and five times this season. His top target, Brandon Polk, pulled in career highs of eight catches for 121 yards, scoring a touchdown on a career-long, 60-yard pass. Riley Stapleton also recorded four receptions for 62 yards and a touchdown.

John Daka led the JMU defensive effort, totaling seven tackles, a career-high 2.5 sacks, and one fumble recovery. Mike Greene added five tackles and a career-best two sacks, and Ron'Dell Carter registered 2.0 sacks, including a strip sack in the fourth quarter. Dimitri Holloway tied his season high with 13 tackles, which led all players. Five different players recorded at least 1.0 TFL, as the team had nine, seven of which went for sacks.

The Dukes won the turnover battle in Saturday's game, forcing two turnovers which turned into 10 points off takeaways.

JMU put together a stellar performance on the ground, totaling 249 rushing yards while averaging 5.8 yards per carry and out-rushing Towson by nearly 200 yards, holding the visitors to 60. The Dukes conceded just 270 total yards to Towson's offense, which included allowing just 29 yards (0 passing) in the third quarter alone.

KEY MOMENTS

After an opening-quarter score by the Dukes, Towson answered with 10 straight in the second to take a 10-7 lead with 9:15 to go in the half. The Dukes came back with a 17-point spurt over the final 4:56 of the first half, with touchdown passes by DiNucci and an Ethan Ratke field goal after a Towson turnover.

Ratke added his second field goal of the night on the opening drive of the third quarter for the game's final score. In the fourth, After Towson failed to score on a drive lasting more than 7:30, the Dukes used 10 plays to run out the final 6:30.

ADDITIONAL GAME FACTS

- * JMU outgained Towson 450-270, including a 249-60 advantage on the ground.
- * The Dukes averaged 6.6 yards per play, as opposed to TU's 4.4.
- * JMU tallied 17 points in the second quarter to take the lead for good and finished with a 20-0 scoring run.
- * Both of Towson's turnovers occurred on the positive side of the field, thwarting a pair of scoring opportunities.
- * Adam Smith recorded his fourth interception of the season, which leads the team.
- * JMU converted 6 of 14 third downs while Towson was successful on 4 of 12.
- * Tom Flacco led the Tigers' passing attack, completing 18 of 32 attempts for 210 yards and a touchdown with an interception. Caleb Smith was Towson's leading receiver with 69 yards.
- * S.J. Brown led Towson's defense with 11 tackles, and Cody Tippet had an interception and two breakups.



Quickie Statistics (Final)

#16 Towson vs #2 James Madison (Oct 26, 2019 at Harrisonburg, Va.)

TOWSON					JMU														
Score	10				27					Score	27								
First Downs	17				21					First Downs	21								
RUSHES-YARDS (NET)	29-60				43-249					RUSHES-YARDS (NET)	43-249								
PASSING YDS (NET)	210				201					PASSING YDS (NET)	201								
Passes Att-Comp-Int	32-18-1				25-14-1					Passes Att-Comp-Int	25-14-1								
TOTAL OFFENSE PLAYS-YARDS	61-270				68-450					TOTAL OFFENSE PLAYS-YARDS	68-450								
Fumble Returns-Yards	0-0				0-0					Fumble Returns-Yards	0-0								
Punt Returns-Yards	0-0				3-51					Punt Returns-Yards	3-51								
Kickoff Returns-Yards	5-135				2-45					Kickoff Returns-Yards	2-45								
Interception Returns-Yards	1-5				1-22					Interception Returns-Yards	1-22								
Punts (Number-Avg)	4-46.5				4-31.5					Punts (Number-Avg)	4-31.5								
Fumbles-Lost	2-1				1-0					Fumbles-Lost	1-0								
Penalties-Yards	7-55				4-45					Penalties-Yards	4-45								
Possession Time	29:47				30:13					Possession Time	30:13								
Third-Down Conversions	4 of 12				6 of 14					Third-Down Conversions	6 of 14								
Fourth-Down Conversions	1 of 2				2 of 2					Fourth-Down Conversions	2 of 2								
Red-Zone Scores-Chances	1-2				4-5					Red-Zone Scores-Chances	4-5								

Towson										James Madison									
Rushing	No.	Gain	Loss	Net	TD	Lg	Avg			Rushing	No.	Gain	Loss	Net	TD	Lg	Avg		
Thaenrat,Y.	8	66	1	65	0	33	8.1			Percy Agyei-Obese	20	113	2	111	1	37	5.6		
Feliz-Platt,A.	4	11	0	11	0	7	2.8			Jawon Hamilton	12	65	1	64	0	29	5.3		
McDonough,S.	1	1	0	1	0	1	1.0			Latrele Palmer	3	33	0	33	0	28	11.0		
Flacco,T.	14	48	51	-3	0	15	-0.2			Brandon Polk	1	29	0	29	0	29	29.0		
Passing	C-A-I	Yds	TD	Long	Sack					Passing	C-A-I	Yds	TD	Long	Sack				
Flacco,T.	18-32-1	210	1	38	6					Ben DiNucci	14-25-1	201	2	60	2				
Leatherbury,S.	0-0-0	0	0	0	1														
Receiving	No.	Yards	TD	Long						Receiving	No.	Yards	TD	Long					
Leatherbury,S.	5	24	0	9						Brandon Polk	8	121	1	60					
Smith,C.	3	69	0	38						Riley Stapleton	4	62	1	22					
Street,D.	2	37	0	28						Devin Ravenel	1	10	0	10					
Allen,J.	2	25	0	16						Dylan Stapleton	1	8	0	8					
Punting	No.	Yds	Avg	Long	In20	TB				Punting	No.	Yds	Avg	Long	In20	TB			
McDonough,S.	4	186	46.5	56	1	0				Harry O'Kelly	4	126	31.5	41	2	0			
Punt Returns	No.	Yards	TD	Long						Punt Returns	No.	Yards	TD	Long					
Hunter,D.	5	135	0	39						D'Angelo Amos	3	51	0	28					
Kick Returns	No.	Yards	TD	Long						Kick Returns	No.	Yards	TD	Long					
Hunter,D.	5	135	0	39						Jawon Hamilton	1	23	0	23					
										Brandon Polk	1	22	0	22					
Tackles	UA-A	Total	Sacks	TFL						Tackles	UA-A	Total	Sacks	TFL					
Brown,S.	5-6	11	1.0	0.0	0.5					Dimitri Holloway	4-9	13	0.0	0.5					
Umunakwe,C.	5-3	8	0.0	1.0	1.0					John Daka	5-2	7	2.5	2.5					
Carter,B.	5-3	8	0.0	0.0	0.0					D'Angelo Amos	4-1	5	0.0	0.0					
Paye,K.	6-1	7	1.0	2.0	2.0					Mike Greene	2-3	5	2.0	2.0					
Qtr	Time	Scoring Play								Qtr	Time	Scoring Play							
1st	02:40	JMU - Percy Agyei-Obese 8 yd run (Ethan Ratke kick), 5-67 2:19																	
2nd	14:14	TOWSON - O'Neill, A. 49 yd field goal, 7-43 3:26																	
	09:15	TOWSON - Epps, J. 15 yd pass from Flacco, T. (O'Neill, A. kick), 8-76 3:36																	
	04:56	JMU - Riley Stapleton 9 yd pass from Ben DiNucci (Ethan Ratke kick), 8-75 4:19																	
	02:52	JMU - Brandon Polk 60 yd pass from Ben DiNucci (Ethan Ratke kick), 2-65 0:44																	
	00:07	JMU - Ethan Ratke 19 yd field goal, 8-49 1:21																	
3rd	09:40	JMU - Ethan Ratke 20 yd field goal, 13-73 5:20																	

2019 Season in Review

Game 11: JMU 48, Richmond 6

	1	2	3	4	Score
Richmond	0	6	0	0	6
James Madison	10	14	14	10	48

Nov. 16, 2019 | Bridgeforth Stadium | Harrisonburg, Va. | Attendance: 21,947

SCORING SUMMARY

1st	07:37	JMU	Polk 80 yd pass from DiNucci (Ratke kick)	
			1 play, 80 yards, TOP 0:21	7-0
	04:09	JMU	Ratke 22 yd field goal	
			7 plays, 21 yards, TOP 3:18	10-0
2nd	13:55	JMU	Agyei-Obese 3 yd run (Ratke kick)	
			8 plays, 71 yards, TOP 3:23	17-0
	09:53	UR	Larson 40 yd field goal	
			8 plays, 52 yards, TOP 4:02	17-3
	04:08	JMU	R. Stapleton 11 yd pass from DiNucci (Ratke kick)	
			11 plays, 68 yards, TOP 5:45	24-3
	00:00	UR	Larson 23 yd field goal	
			12 plays, 69 yards, TOP 4:08	24-6
3rd	05:36	JMU	R. Stapleton 3 yd pass from DiNucci (Ratke kick)	
			5 plays, 41 yards, TOP 1:44	31-6
	01:44	JMU	DiNucci 10 yd run (Ratke kick)	
			7 plays, 58 yards, TOP 2:12	38-6
4th	06:50	JMU	Ratke 28 yd field goal	
			7 plays, 17 yards, TOP 3:09	41-6
	03:10	JMU	Kirlew 4 yd run (Ratke kick)	
			3 plays, 28 yards, TOP 1:34	48-6

JMU Secures Outright CAA Title with Blowout Win over Richmond

HARRISONBURG, Va. – Second-ranked James Madison had five players score touchdowns while forcing four turnovers to roll past Richmond, 48-6, to clinch the outright conference championship on Saturday evening at Bridgeforth Stadium/Zane Showker Field.

The Dukes improved to 10-1 on the year and 7-0 in Colonial Athletic Association play, while the Spiders fell to 5-6 and 4-3. It was JMU's 10th straight victory and the fourth against Richmond. It is just the third time in series history a team has won four straight and the first since JMU won five in row between 1987 and 1991.

Ben DiNucci led JMU's passing attack, throwing 11-of-13 for 179 yards and three touchdowns without throwing an interception. The signal caller also added 39 yards and one touchdown on the ground to tie his season high for total touchdowns.

Jawon Hamilton paced the rushing attack with 80 yards, averaging 8.0 yards per carry. Percy Agyei-Obese also added 55 yards and one touchdown on the ground for his 13th of the season, tying him for fifth in JMU single-season history.

For the third straight week, Brandon Polk surpassed the century mark, making four receptions for 104 yards and a touchdown, which came on an 80-yard pass – both a career-long pass for DiNucci and career-long catch for Polk. Riley Stapleton had a season-best six catches for 72 yards and two touchdowns, tying his career high.

Defensively, Dimitri Holloway recorded a season-high 15 tackles, to go with 1.0 tackle for loss, a half sack and one fumble recovery. Wayne Davis added eight tackles, 1.0 TFL, and an interception, and Ron'Dell Carter tacked on four tackles, 2.0 TFL, 1.5 sacks and three QB hurries in the win. Rashad Robinson also contributed seven tackles and a career-high 2.0 TFL.

The Dukes won the turnover battle, forcing four turnovers while avoiding any giveaways. JMU also blocked a punt when Bryce Maginley got to the punter on a botched snap. The Dukes turned the four turnovers into 17 points, which included the first 10 points of the game.

JMU put together a stellar showing on the ground, rushing for 235 yards and 5.0 per carry, out-rushing the Spiders by 174 yards (235-61). JMU scored on all seven trips to the red zone, scoring five touchdowns, while holding Richmond to 2-of-3, conceding a pair of field goals.

KEY MOMENTS

Richmond was driving to take the early lead, but Wesley McCormick forced a fumble at the one, and Holloway recovered in the end zone for a touchback. On the ensuing play, DiNucci went deep, connecting on an 80-yard touchdown to Polk. After Richmond fumbled the next kickoff, JMU took a 10-0 lead on an Ethan Ratke field goal. JMU tacked on two more touchdowns while getting big steps in the red zone to hold UR to a pair of field goals, making it 24-6 at the half. JMU scored all 24 points in the second half, with three different players finding the end zone.

ADDITIONAL GAME FACTS

- » JMU outgained Richmond 423-265, including a 235-61 advantage on the ground.
- » JMU won the turnover battle 4-0 after intercepting one pass and recovering three fumbles.
- » The Dukes scored first with 7:27 remaining in the first quarter and never trailed the rest of the game on their way to victory.
- » JMU converted 5 of 11 third downs while Richmond was successful on 3 of 11.
- » JMU's 80-yard touchdown pass was the longest through the air since Vad Lee's 93-yard touchdown to DeAndre' Smith at Richmond on Nov. 15, 2014.
- » JMU gave up just six points in three Richmond trips to the red zone.
- » The Dukes collected 10 tackles for loss and added two sacks.
- » DiNucci completed 84.6% of his passes on the day, going 11-for-13 while averaging 13.8 yards per attempt.
- » Joe Mancuso led the Spiders' passing attack, completing 18-of-30 attempts for 204 yards with one interception.
- » Charlie Fessler was Richmond's leading receiver with 92 yards on six catches.



Quickie Statistics (Final)

Richmond vs #2 James Madison (Nov 16, 2019 at Harrisonburg, Va.)

											UR	JMU
Score											6	48
FIRST DOWNS											19	21
RUSHES-YARDS (NET)											31-61	47-235
PASSING YDS (NET)											204	188
Passes Att-Comp-Int											31-18-1	15-12-0
TOTAL OFFENSE PLAYS-YARDS											62-265	62-423
Fumble Returns-Yards											0-0	1-12
Punt Returns-Yards											1-3	3-43
Kickoff Returns-Yards											3-26	0-0
Interception Returns-Yards											0-0	1-2
Punts (Number-Avg)											6-32.3	3-41.3
Fumbles-Lost											4-3	0-0
Penalties-Yards											4-27	7-76
Possession Time											30:29	29:31
Third-Down Conversions											3 of 11	5 of 11
Fourth-Down Conversions											0 of 0	1 of 1
Red-Zone Scores-Chances											2-3	7-7
Richmond											James Madison	
Rushing											No.	Gain
Joe Mancuso											18	82
Savon Smith											7	22
Devin Campbell											1	2
Beau English											4	3
Passing											C-A-I	Yds
Joe Mancuso											18-30-1	204
Beau English											0-1-0	0
Receiving											No.	Yards
Charlie Fessler											6	92
Isaac Brown											5	49
Keyston Fuller											3	64
Savon Smith											3	3
Punting											No.	Yds
Jake Larson											5	194
TEAM											1	0
Punt Returns											No.	Yards
Charlie Fessler											1	3
Kick Returns											No.	Yards
Keyston Fuller											3	26
Tackles											UA-A	Total
Kobie Turner											6-6	12
Tyler Dressler											6-3	9
Trent Williams											3-4	7
Tristan Wheeler											3-4	7
Sacks											1.5	1.5
TFL											1.0	1.0
JMU - Brandon Polk											80 yd pass from Ben DiNucci (Ethan Ratke kick), 1-80 0:21	0 - 7
JMU - Ethan Ratke											22 yd field goal, 7-21 3:18	0 - 10
JMU - Percy Agyei-Obese											3 yd run (Ethan Ratke kick), 8-71 3:23	0 - 17
UR - Jake Larson											40 yd field goal, 8-52 4:02	3 - 17
UR - Riley Stapleton											11 yd pass from Ben DiNucci (Ethan Ratke kick), 11-68 5:45	3 - 24
JMU - Jake Larson											23 yd field goal, 12-69 4:08	6 - 24
JMU - Riley Stapleton											3 yd pass from Ben DiNucci (Ethan Ratke kick), 5-41 1:44	6 - 31
JMU - Ben DiNucci											10 yd run (Ethan Ratke kick), 7-58 2:12	6 - 38
JMU - Ethan Ratke											28 yd field goal, 7-17 3:09	6 - 41
JMU - Eric Kirlew											4 yd run (Ethan Ratke kick), 3-28 1:34	6 - 48

2019 Season in Review

Game 12: JMU 55, Rhode Island 21

	1	2	3	4	Score
James Madison	10	21	7	17	55
Rhode Island	0	0	14	7	21

Nov. 23, 2019 | Meade Stadium | Kingston, R.I. | Attendance: 2,815

SCORING SUMMARY

1st	06:06	JMU	Ratke 42 yd field goal	
			7 plays, 36 yards, TOP 3:01	3-0
	00:00	JMU	R. Stapleton 1 yd pass from DiNucci (Ratke kick)	
			4 plays, 88 yards, TOP 1:31	10-0
2nd	13:20	JMU	Amos 85 yd punt return (Ratke kick)	
				17-0
	07:05	JMU	Agyei-Obese 4 yd run (Ratke kick)	
			8 plays, 75 yards, TOP 4:02	24-0
	03:10	JMU	Hamilton 44 yd run (Ratke kick)	
			4 plays, 76 yards, TOP 1:31	31-0
3rd	12:15	URI	Warren 2 yd pass from Priore (Carrick kick)	
			9 plays, 35 yards, TOP 2:25	31-7
	07:21	JMU	Agyei-Obese 3 yd run (Ratke kick)	
			11 plays, 72 yards, TOP 4:50	38-7
	07:08	URI	Dorsey 89 yd kickoff return (Carrick kick)	
				38-14
4th	14:49	JMU	Ratke 31 yd field goal	
			9 plays, 37 yards, TOP 3:38	41-14
	10:26	URI	Parker 14 yd pass from Priore (Carrick kick)	
			9 plays, 76 yards, TOP 4:22	41-21
	08:40	JMU	Polk 39 yd pass from DiNucci (Ratke kick)	
			4 plays, 51 yards, TOP 1:40	48-21
	02:31	JMU	Kirlew 52 yd run (Ratke kick)	
			1 play, 52 yards, TOP 0:14	55-21

Dukes Finish CAA Perfect with 55-21 Win at Rhode Island

KINGSTON, R.I. – Running backs Jawon Hamilton and Percy Agyei-Obese combined for 255 yards and three touchdowns, as #2 James Madison's rushing attack combined for 394 yards on the ground en route to a 55-21 win at Rhode Island on Saturday afternoon at Meade Stadium.

Six different players reached the end zone, as the Dukes improved to 11-1 on the year and 8-0 in CAA play, while the Rams fell to 2-10 and 0-8.

Hamilton's career-high 150 rushing yards and one score paced the Dukes' rushing attack, as Agyei-Obese added 105 yards and two touchdowns on the ground. Quarterback Ben DiNucci added 82 yards on the ground to add to the 394 yards the Dukes accounted for on the ground.

DiNucci passed for 129 yards through the air, tossing two touchdowns and not throwing an interception with just one incompleteness. Brandon Polk caught a receiving touchdown for the seventh game in a row, tallying 59 receiving yards, and Riley Stapleton hauled in four catches for 37 yards and a score.

Ron'Dell Carter led the JMU defensive effort, collecting five tackles, 3.0 TFL, and 2.0 sacks. John Daka added four tackles, 2.0 TFL, and 1.5 sacks.

The Dukes won the turnover battle in Saturday's game, forcing four turnovers. JMU turned those takeaways into 10 points. JMU also had an outstanding day offensively, totaling 523 total yards, 394 on the ground and 129 through the air, while averaging 9.2 yards per play and out-gaining Rhode Island by over 300 total yards. The JMU offense did a good job extending drives, converting on 5-of-9 third-down attempts.

JMU's defense limited Rhode Island's offense to 217 total yards, which included limited the hosts to negative seven rushing. The Dukes hassled the Rhode Island passing attack all game long, piling up five sacks and grabbing three interceptions.

KEY MOMENTS

JMU put up 55 points on nine different scoring plays. The Dukes got on the board first, taking the lead for good at 3-0 with 6:06 remaining in the first quarter. Ethan Ratke converted a chance from 42 yards out to cap a seven-play, 36-yard scoring drive. The Dukes then rode that lead to victory, increasing their advantage by 31 points along the way.

ADDITIONAL GAME FACTS

- » Hamilton and Agyei-Obese each rushed for over 100 yards for the Dukes.
- » JMU outgained Rhode Island 523-217, including a 394 to -7 advantage on the ground.
- » Riley Stapleton moved into third in career receiving TD with his score.
- » JMU had their highest scoring quarter in the second period, when they put up 21 points.
- » JMU converted 5 of 9 third downs while Rhode Island was successful on 6 of 15.
- » JMU scored on an 85-yard punt return from D'Angelo Amos.
- » JMU forced one red zone turnover in the contest.
- » The Dukes collected 11 tackles for loss and added five sacks.
- » The Dukes ended the game on a high note, scoring 14 unanswered points to close out the contest.



Quickie Statistics (Final)

#2 James Madison vs Rhode Island (Nov 23, 2019 at Kingston, RI)

	JMU	URI
Score	55	21
FIRST DOWNS	25	16
RUSHES-YARDS (NET)	48-394	24--7
PASSING YDS (NET)	129	224
Passes Att-Comp-Int	9-8-0	43-24-3
TOTAL OFFENSE PLAYS-YARDS	57-523	67-217
Fumble Returns-Yards	0-0	1-0
Punt Returns-Yards	2-90	0-0
Kickoff Returns-Yards	3-71	9-222
Interception Returns-Yards	3-11	0-0
Punts (Number-Avg)	1-43.0	5-48.2
Fumbles-Lost	2-2	2-0
Penalties-Yards	7-72	8-98
Possession Time	28:10	31:50
Third-Down Conversions	5 of 9	6 of 15
Fourth-Down Conversions	0 of 0	0 of 2
Red-Zone Scores-Chances	5-5	2-3

James Madison										Rhode Island																	
Rushing	No.	Gain	Loss	Net	TD	Lg	Avg				Rushing	No.	Gain	Loss	Net	TD	Lg	Avg									
Jawon Hamilton	9	152	2	150	1	72	16.7				Naim Jones	14	39	7	32	0	13	2.3									
Percy Agyei-Obese	22	107	2	105	2	13	4.8				Antrum	3	2	5	-3	0	2	-1.0									
Ben DiNucci	9	94	12	82	0	31	9.1				A. Dorsey	1	0	5	-5	0	0	-5.0									
Eric Kirlew	4	59	8	51	1	52	12.8				Priore	6	10	41	-31	0	10	-5.2									
Passing	C-A-I	Yds	TD	Long	Sack					Passing	C-A-I	Yds	TD	Long	Sack												
Ben DiNucci	8-9-0	129	2	39	2					Priore	24-43-3	224	2	35	5												
Receiving	No.	Yards	TD	Long						Receiving	No.	Yards	TD	Long													
Riley Stapleton	4	37	1	21						Coulter	7	65	0	20													
Brandon Polk	2	59	1	39						Aa. Parker	5	66	1	35													
Jake Brown	1	27	0	27						Naim Jones	2	32	0	26													
Jawon Hamilton	1	6	0	6						Erby	2	34	0	22													
Punting	No.	Yds	Avg	Long	In20	TB																					
Harry O'Kelly	1	43	43.0	43	1	0																					
Punt Returns	No.	Yards	TD	Long						Punt Returns	No.	Yards	TD	Long													
D'Angelo Amos	2	90	1	85						Schaum-Bartocci	5	241	48.2	58	1	0											
Kick Returns	No.	Yards	TD	Long						Kick Returns	No.	Yards	TD	Long													
Jawon Hamilton	1	30	0	30						A. Dorsey	9	222	1	89													
Brandon Polk	1	24	0	24																							
Tackles	UA-A	Total	Sacks	TFL																							
Ron'Dell Carter	1-6	7	2.0	3.0																							
Adam Smith	5-0	5	0.0	0.0																							
Qtr	Time	Scoring Play																	V-H								
1st	06:06	JMU - Ethan Ratke 42 yd field goal, 7-36 3:01																	3 - 0								
	00:00	JMU - Riley Stapleton 1 yd pass from Ben DiNucci (Ethan Ratke kick), 4-88 1:31																	10 - 0								
2nd	13:20	JMU - D'Angelo Amos 85 yd punt return (Ethan Ratke kick)																	17 - 0								
	07:05	JMU - Percy Agyei-Obese 4 yd run (Ethan Ratke kick), 8-75 4:02																	24 - 0								
	03:10	JMU - Jawon Hamilton 44 yd run (Ethan Ratke kick), 4-76 1:31																	31 - 0								
3rd	12:15	URI - C. Warren 2 yd pass from Priore (Carrick kick), 9-35 2:25																	31 - 7								
	07:21	JMU - Percy Agyei-Obese 3 yd run (Ethan Ratke kick), 11-72 4:50																	38 - 7								
	07:08	URI - A. Dorsey 89 yd kickoff return (Carrick kick)																	38 - 14								
4th	14:49	JMU - Ethan Ratke 31 yd field goal, 9-37 3:38																	41 - 14								
	10:26	URI - Aa. Parker 14 yd pass from Priore (Carrick kick), 9-76 4:22																	41 - 21								
	08:40	JMU - Brandon Polk 39 yd pass from Ben DiNucci (Ethan Ratke kick), 4-51 1:40																	48 - 21								
	02:31	JMU - Eric Kirlew 52 yd run (Ethan Ratke kick), 1-52 0:14																	55 - 21								

2019 Season in Review

Game 13: JMU 66, Monmouth 21

	1	2	3	4	Score
Monmouth	14	7	0	0	21
James Madison	21	17	14	14	66

Dec. 7, 2019 | Bridgeforth Stadium | Harrisonburg, Va. | Attendance: 10,881

SCORING SUMMARY

1st	14:37	MU	Guerriero 93 yd run (Mosquera kick)	
			1 play, 83 yards, TOP 0:23	0-7
	12:46	JMU	Polk 49 yd pass from DiNucci (Ratke kick)	
			5 plays, 73 yards, TOP 1:51	7-7
	12:33	MU	Moore 93 yd kickoff return (Mosquera kick)	
				7-14
	06:16	JMU	Agyei-Obese 1 yd run (Ratke kick)	
			15 plays, 75 yards, TOP 6:17	14-14
	04:21	JMU	Brown 21 yd pass from DiNucci (Ratke kick)	
			5 plays, 51 yards, TOP 1:29	21-14
2nd	14:54	MU	Greene 32 yd pass from Bahar (Mosquera kick)	
			10 plays, 75 yards, TOP 4:27	21-21
	11:49	JMU	DiNucci 6 yd run (Ratke kick)	
			7 plays, 75 yards, TOP 3:05	28-21
	06:12	JMU	Ratke 39 yd field goal	
			9 plays, 35 yards, TOP 3:58	31-21
	01:35	JMU	Agyei-Obese 1 yd run (Ratke kick)	
			6 plays, 49 yards, TOP 2:56	38-21
3rd	08:57	JMU	DiNucci 5 yd run (Ratke kick)	
			12 plays, 73 yards, TOP 6:03	45-21
	03:51	JMU	Agyei-Obese 9 yd run (Ratke kick)	
			6 plays, 49 yards, TOP: 2:56	52-21
4th	08:43	JMU	Painter 11 yd pass from Johnson (Ratke kick)	
			15 plays, 74 yards, TOP 7:49	59-21
	06:20	JMU	Tutt 79 yd interception return (Ratke kick)	
				66-21

No. 2 JMU Routs No. 14 Monmouth 66-21 to Advance in Playoffs

HARRISONBURG, Va. – HARRISONBURG, Va. – Second-seeded James Madison accumulated over 600 yards of total offense, including 332 on the ground, as the Dukes routed No. 14 Monmouth 66-21 on Saturday afternoon at Bridgeforth Stadium/Zane Showker Field in the second round of the FCS playoffs.

The Dukes won their 12th straight game, improving to 12-1, as they advance to next week's FCS quarterfinal against sixth-ranked Northern Iowa. Monmouth's season came to an end at 11-3.

JMU registered playoff program records in both points and total yards, as it out-gained the Hawks by a margin of 623-266.

Seven different players accounted for touchdowns, led by Ben DiNucci, who was 21-of-25 for 273 passing yards and two touchdowns, while rushing for 66 yards and two scores. His 339 total yards was a career high and his completion percentage (.840) was a JMU playoff record.

Jawon Hamilton led the Dukes with 95 rushing yards, picking up 6.3 yards per carry, and Percy Agyei-Obese tallied 90 yards and tied his career high of three rushing touchdowns. Eric Kirlew also contributed 58 yards on the ground.

DiNucci's most prolific target was Riley Stapleton, who had season bests of seven receptions for 87 yards. Brandon Polk made six grabs for 83 yards and a touchdown, extending his touchdown streak to eight straight games. He also surpassed the 1,000-yard mark for the season on his 49-yard touchdown catch. Polk is just the second JMU player to reach 1,000 yards, as he sits at 1,062. Jake Brown also caught a touchdown pass, reeling in four catches for 38 yards.

John Daka led the defense with six tackles, to go with 3.5 tackles for loss, 2.0 sacks, a forced fumble and a blocked punt. With his back-to-back sacks in the third quarter, Daka set the JMU single-season record with 14.5 sacks, surpassing Sage Harold's 13.5 in 2014.

Dimitri Holloway also tallied six stops with a tackle for loss and breakup, and Ron'Dell Carter has 1.5 tackles for loss and a sack. The lone takeaway of the game came in the fourth quarter on a 79-yard pick-six by Charles Tutt, who scored his first career touchdown with his second career interception.

JMU converted on 69.2% of third-down attempts (9/13) while limited Monmouth to 30% on third down (3/10). The Dukes also went 2-for-2 on fourth down and stopped MU on its only fourth-down attempt. They also took care of business in the red zone, scoring on all six trips inside the 20 – all of which were touchdowns.

KEY MOMENTS

JMU put points on the board on 10 different occasions on their way to scoring 66 points. The Dukes took their first lead with 4:21 left in the first quarter, opening up a 21-14 advantage.

After Monmouth rallied to tie it at 21, JMU got back on top with the first of DiNucci's two rushing scores, giving the Dukes the lead for good at 28-21 with 11:49 left in the first half. That drive sparked a 45-point scoring run, as the Dukes led 38-21 at the break and outscored the visitors 28-0 over the final 30 minutes.

GAME FACTS

- » JMU outgained Monmouth 623-266, including a 332-93 advantage on the ground and a 291-173 lead in the pass game.
- » JMU won the turnover battle 1-0 after picking off one pass, returning it for a touchdown.
- » JMU tallied 38 points in the first half, which is the second-most by JMU in a single half in playoff history.
- » JMU gave up zero points in one Monmouth trip to the red zone and held the Hawks off the scoreboard over their final seven drives.
- » The Dukes didn't allow a sack in the contest while registering three against MU's Kenji Bahar.
- » JMU dominated the time of possession battle by a margin of 42:44 to 17:16.
- » The Dukes ended the game on a high note, scoring 45 unanswered points to close out the contest.
- » Kenji Bahar led the Hawks' passing attack, completing 16-of-32 attempts for 173 yards and one touchdown with one interception.
- » Pete Guerriero led the Monmouth rushing attack with 107 yards and one touchdown, which included a 93-yard touchdown on the game's first play.



Quickie Statistics (Final) #14 Monmouth vs #2 James Madison (Dec 07, 2019 at Harrisonburg, Va.)

											MU	JMU
Score											21	66
FIRST DOWNS											15	36
RUSHES-YARDS (NET)											18-93	63-332
PASSING YDS (NET)											173	291
Passes Att-Comp-Int											32-16-1	27-23-0
TOTAL OFFENSE PLAYS-YARDS											50-266	90-623
Fumble Returns-Yards											0-0	0-0
Punt Returns-Yards											0-0	1-8
Kickoff Returns-Yards											5-141	0-0
Interception Returns-Yards											0-0	1-79
Punts (Number-Avg)											5-34.2	0-0.0
Fumbles-Lost											2-0	0-0
Penalties-Yards											1-3	4-55
Possession Time											17:16	42:44
Third-Down Conversions											3 of 10	9 of 13
Fourth-Down Conversions											0 of 1	2 of 2
Red-Zone Scores-Chances											0-1	6-6
Monmouth											James Madison	
Rushing											Rushing	
GUERRIERO, Pete											Jawon Hamilton	
BISHOP, Isaiah											Percy Agyei-Obese	
BAHAR, Kenji											Ben DiNucci	
											Eric Kirlew	
Passing											Passing	
BAHAR, Kenji											Ben DiNucci	
											Cole Johnson	
Receiving											Receiving	
GREENE, Terrance											Riley Stapleton	
GUERRIERO, Pete											Brandon Polk	
TREDWAY, Zach											Jake Brown	
											Dylan Stapleton	
Punting											Punting	
KOST, Ryan												
TEAM												
Punt Returns											Punt Returns	
											D'Angelo Amos	
Kick Returns											Kick Returns	
MOORE, Lonnie												
MORALES, Eddie												
Tackles											Tackles	
GRIMES, Da'Quan											John Daka	
POWELL, Evan											Dimitri Holloway	
Qtr Time											Scoring Play	
1st											MU - GUERRIERO, Pete 93 yd run (MOSQUERA, Matt kick), 1-83 0:23	
12:46											JMU - Brandon Polk 49 yd pass from Ben DiNucci (Ethan Ratke kick), 5-73 1:51	
12:33											MU - MOORE, Lonnie 93 yd kickoff return (MOSQUERA, Matt kick)	
06:16											JMU - Percy Agyei-Obese 1 yd run (Ethan Ratke kick), 15-75 6:17	
04:21											JMU - Jake Brown 21 yd pass from Ben DiNucci (Ethan Ratke kick), 5-51 1:29	
14:54											MU - GREENE, Terrance 32 yd pass from BAHAR, Kenji (MOSQUERA, Matt kick), 10-75 4:27	
11:49											JMU - Ben DiNucci 6 yd run (Ethan Ratke kick), 7-75 3:05	
06:12											JMU - Ethan Ratke 39 yd field goal, 9-35 3:58	
01:35											JMU - Percy Agyei-Obese 1 yd run (Ethan Ratke kick), 9-62 3:47	
08:57											JMU - Ben DiNucci 5 yd run (Ethan Ratke kick), 12-73 6:03	
03:51											JMU - Percy Agyei-Obese 9 yd run (Ethan Ratke kick), 6-49 2:56	
08:43											JMU - Drew Painter 11 yd pass from Cole Johnson (Ethan Ratke kick), 15-74 7:49	
06:20											JMU - Charles Tutt 79 yd interception return (Ethan Ratke kick)	

2019 Season in Review

Game 14: JMU 17, Northern Iowa 0

	1	2	3	4	Score
Northern Iowa	0	0	0	0	0
James Madison	7	3	0	7	17

Dec. 13, 2019 | Bridgeforth Stadium | Harrisonburg, Va. | Attendance: 8,741

SCORING SUMMARY

1st	04:10	JMU	Polk 15 yd pass from DiNucci (Ratke kick)	
			9 plays, 66 yards, TOP 3:49	7-0
2nd	06:39	JMU	Ratke 42 yd field goal	
			12 plays, 40 yards, TOP 4:44	10-0
4th	02:19	JMU	Agyei-Obese 1 yd run (Ratke kick)	
			1 play, 1 yard, TOP 0:04	17-0



#2 JMU Shuts Out #6 UNI 17-0, Advances to FCS Semifinals

HARRISONBURG, Va. – Behind an impressive defensive performance that produced play-off program records for fewest points, rushing yards and total yards, second-seeded James Madison shut out sixth-ranked Northern Iowa 17-0 on Friday night at Bridgeforth Stadium in the quarterfinals of the FCS playoffs.

The Dukes won their 13th straight, improving to 13-1 on the year, while the Panthers' season ended at 10-5. JMU advances to the national semifinals for the fifth time, as it sits one win away from reaching the national title game.

JMU recorded its first shutout in playoff history, limiting UNI to just 114 total yards and zero rushing yards, both programs records in the postseason. The Panthers failed to reach midfield until the final drive of the game, as JMU held the visitors to just 2-of-12 on third down and 0-of-2 on fourth down.

The Dukes gained 189 yards on the ground, paced by Percy Agyei-Obese, who accumulated 124 rushing yards and one touchdown. Agyei-Obese surpassed 1,000 rushing yards this season. Jawon Hamilton also added 62 rushing yards.

Ben DiNucci was 19-of-28 for 157 yards and a touchdown and one interception. Brandon Polk pulled in seven catches for 59 yards and one score, as he's found the end zone in nine straight games and 11 of the last 12. Dylan Stapleton also caught four passes for 48 yards.

Defensively, Dimitri Holloway led the JMU way, collecting eight tackles, a career-high 3.5 tackles for loss, and 1.0 sack. John Daka made 2.5 TFL, 2.0 sacks, and one forced fumble, and D'Angelo Amos a forced fumble and a recovery in the win. Mike Greene recorded a strip sack in the fourth quarter, while Ron'Dell Carter added another sack.

JMU out-gained UNI 346-114, with all of UNI's yards coming through the air. The Dukes converted 13-of-24 on third down (54.2%) and also moved the chains on their lone fourth-down try.

KEY MOMENTS

JMU grabbed a 7-0 lead over Northern Iowa after opening the scoring with 4:10 left in the first quarter. An Ethan Ratke field goal made it 10-0 at the half. Late in the game, Greene forced a strip sack at the one yard line and JMU capped off the game with an Agyei-Obese rushing score.

GAME FACTS

- » JMU set playoff records for fewest points (0), total yards (114) and rushing yards (0) allowed.
- » JMU converted 13 of 24 third downs while Northern Iowa was successful on just 2 of 12.
- » The Dukes totaled nine tackles for loss and added five sacks while conceding 4.0 TFL and a sack.
- » JMU dominated the time of possession battle 42:09 to 17:51.
- » With Agyei-Obese going over 1,000 rushing yards tonight, 2019 is the first season in school history that JMU produced a 1,000-yard rusher and a 1,000-yard receiver in Polk.
- » Will McElvain led the Panthers, completing 12-of-30 attempts for 114 yards.
- » Aaron Graham was Northern Iowa's leading receiver, with 39 yards.
- » Defensively, UNI was paced by Bryce Flater and Spencer Cuvelier, who has 22 and 21 tackles, respectively.

Quickie Statistics (Final) #6 Northern Iowa vs #2 James Madison (Dec 13, 2019 at Harrisonburg, Va.)

--	--	--	--	--	--	--	--	--	--	--	--	--	--	--	--	--	--	--	--	--	--	--	--	--	--	--	--	--	--	--	--	--	--	--	--	--	--	--	--	--	--	--	--	--	--	--	--	--	--	--	--	--	--	--	--	--	--	--	--	--	--	--	--	--	--	--	--	--	--	--	--	--	--	--	--	--	--	--	--	--	--	--	--	--	--	--	--	--	--	--	--	--	--	--	--	--	--	--	--	--	--	--	--	--	--	--	--	--	--	--	--	--	--	--	--	--	--	--	--	--	--	--	--	--	--	--	--	--	--	--	--	--	--	--	--	--	--	--	--	--	--	--	--	--	--	--	--	--	--	--	--	--	--	--	--	--	--	--	--	--	--	--	--	--	--	--	--	--	--	--	--	--	--	--	--	--	--	--	--	--	--	--	--	--	--	--	--	--	--	--	--	--	--	--	--	--	--	--	--	--	--	--	--	--	--	--	--	--	--	--	--	--	--	--	--	--	--	--	--	--	--	--	--	--	--	--	--	--	--	--	--	--	--	--	--	--	--	--	--	--	--	--	--	--	--	--	--	--	--	--	--	--	--	--	--	--	--	--	--	--	--	--	--	--	--	--	--	--	--	--	--	--	--	--	--	--	--	--	--	--	--	--	--	--	--	--	--	--	--	--	--	--	--	--	--	--	--	--	--	--	--	--	--	--	--	--	--	--	--	--	--	--	--	--	--	--	--	--	--	--	--	--	--	--	--	--	--	--	--	--	--	--	--	--	--	--	--	--	--	--	--	--	--	--	--	--	--	--	--	--	--	--	--	--	--	--	--	--	--	--	--	--	--	--	--	--	--	--	--	--	--	--	--	--	--	--	--	--	--	--	--	--	--	--	--	--	--	--	--	--	--	--	--	--	--	--	--	--	--	--	--	--	--	--	--	--	--	--	--	--	--	--	--	--	--	--	--	--	--	--	--	--	--	--	--	--	--	--	--	--	--	--	--	--	--	--	--	--	--	--	--	--	--	--	--	--	--	--	--	--	--	--	--	--	--	--	--	--	--	--	--	--	--	--	--	--	--	--	--	--	--	--	--	--	--	--	--	--	--	--	--	--	--	--	--	--	--	--	--	--	--	--	--	--	--	--	--	--	--	--	--	--	--	--	--	--	--	--	--	--	--	--	--	--	--	--	--	--	--	--	--	--	--	--	--	--	--	--	--	--	--	--	--	--	--	--	--	--	--	--	--	--	--	--	--	--	--	--	--	--	--	--	--	--	--	--	--	--	--	--	--	--	--	--	--	--	--	--	--	--	--	--	--	--	--	--	--	--	--	--	--	--	--	--	--	--	--	--	--	--	--	--	--	--	--	--	--	--	--	--	--	--	--	--	--	--	--	--	--	--	--	--	--	--	--	--	--	--	--	--	--	--	--	--	--	--	--	--	--	--	--	--	--	--	--	--	--	--	--	--	--	--	--	--	--	--	--	--	--	--	--	--	--	--	--	--	--	--	--	--	--	--	--	--	--	--	--	--	--	--	--	--	--	--	--	--	--	--	--	--	--	--	--	--	--	--	--	--	--	--	--	--	--	--	--	--	--	--	--	--	--	--	--	--	--	--	--	--	--	--	--	--	--	--	--	--	--	--	--	--	--	--	--	--	--	--	--	--	--	--	--	--	--	--	--	--	--	--	--	--	--	--	--	--	--	--	--	--	--	--	--	--	--	--	--	--	--	--	--	--	--	--	--	--	--	--	--	--	--	--	--	--	--	--	--	--	--	--	--	--	--	--	--	--	--	--	--	--	--	--	--	--	--	--	--	--	--	--	--	--	--	--	--	--	--	--	--	--	--	--	--	--	--	--	--	--	--	--	--	--	--	--	--	--	--	--	--	--	--	--	--	--	--	--	--	--	--	--	--	--	--	--	--	--	--	--	--	--	--	--	--	--	--	--	--	--	--	--	--	--	--	--	--	--	--	--	--	--	--	--	--	--	--	--	--	--	--	--	--	--	--	--	--	--	--	--	--	--	--	--	--	--	--	--	--	--	--	--	--	--	--	--	--	--	--	--	--	--	--	--	--	--	--	--	--	--	--	--	--	--	--	--	--	--	--	--	--	--	--	--	--	--	--	--	--	--	--	--	--	--	--	--	--	--	--	--	--	--	--	--	--	--	--	--	--	--	--	--	--	--	--	--	--	--	--	--	--	--	--	--	--	--	--	--	--	--	--	--	--	--	--	--	--	--	--	--	--	--	--	--	--	--	--	--	--	--	--	--	--	--	--	--	--	--	--	--	--	--	--	--	--	--	--	--	--	--	--	--	--	--	--	--	--	--	--	--	--	--	--	--	--	--	--	--	--	--	--	--	--	--	--	--	--	--	--	--	--	--	--	--	--	--	--	--	--	--	--	--	--	--	--	--	--	--	--	--	--	--	--	--	--	--	--	--	--	--	--	--	--	--	--	--	--	--	--	--	--	--	--	--	--	--	--	--	--	--	--	--	--	--	--	--	--	--	--	--	--	--	--	--	--	--	--	--	--	--	--	--	--	--	--	--	--	--	--	--	--	--	--	--	--	--	--	--	--	--	--	--	--	--	--	--	--	--	--	--	--	--	--	--	--	--	--	--	--	--	--	--	--	--	--	--	--	--	--	--	--	--	--	--	--	--	--	--	--	--	--	--	--	--	--	--	--	--	--	--	--	--	--	--	--	--	--	--	--	--	--	--	--	--	--	--	--	--	--	--	--	--	--	--	--	--	--	--	--	--	--	--	--	--	--	--	--	--	--	--	--	--	--	--	--	--	--	--	--	--	--	--	--	--	--	--	--	--	--	--	--	--	--	--	--	--	--	--	--	--	--	--	--	--	--	--	--	--	--	--	--	--	--	--	--	--	--	--	--	--	--	--	--	--	--	--	--	--	--	--	--	--	--	--	--	--	--	--	--	--	--	--	--	--	--	--	--	--	--	--	--	--	--	--	--	--	--	--	--	--	--	--	--	--	--	--	--	--	--	--	--	--	--	--	--	--	--	--	--	--	--	--	--	--	--	--	--	--	--	--	--	--	--	--	--	--	--	--	--	--	--	--	--	--	--	--	--	--	--	--

2019 Season in Review

Game 15: JMU 30, Weber State 14

	1	2	3	4	Score
Weber State	0	7	0	7	14
James Madison	10	14	3	3	30

Dec. 21, 2019 | Bridgeforth Stadium | Harrisonburg, Va. | Attendance: 10,487

SCORING SUMMARY

1st	08:24	JMU	Ratke 32 yd field goal	
			12 plays, 55 yards, TOP 5:37	3-0
	02:07	JMU	R. Stapleton 18 yd pass from DiNucci (Ratke kick)	
			11 plays, 79 yards, TOP 5:02	10-0
2nd	12:19	JMU	DiNucci 1 yd run (Ratke kick)	
			9 plays, 65 yards, TOP 3:56	17-0
	01:23	WSU	Smith 2 yd pass from Constantine (Tuttle kick)	
			5 plays, 63 yards, TOP 1:55	17-7
	00:00	JMU	R. Stapleton 34 yd pass from DiNucci (Ratke kick)	
			8 plays, 36 yards, TOP 1:11	24-7
3rd	10:03	JMU	Ratke 37 yd field goal	
			11 plays, 43 yards, TOP 4:51	27-7
4th	04:39	JMU	Ratke 27 yd field goal	
			12 plays, 58 yards, TOP 7:41	30-7
	02:54	WSU	Macpherson 22 yd pass from Constantine (Tuttle kick)	
			6 plays, 67 yards, TOP 1:40	30-14

#2 JMU Returns to Frisco with 30-14 Victory Over #3 Weber State

HARRISONBURG, Va. – James Madison quarterback Ben DiNucci accounted for 317 yards of total offense and connected nine times with wide receiver Riley Stapleton for 162 yards and two touchdowns, leading the Dukes to a 30-14 victory over #3 Weber State in the FCS semifinals on Saturday night at Bridgeforth Stadium.

The Dukes improved to 14-1 and are heading to their third national championship in four years and fourth title-game appearance overall. The Wildcats, making their first semifinal appearance, saw their season end at 11-4.

DiNucci was 19-of-26 for 255 yards and two scores while leading the ground game with 62 rushing yards and a score. Riley Stapleton turned in his best outing of the season, making nine catches for 162 yards, the second most of his career, while hauling in both touchdown passes for his third multi-touchdown game of the season.

Receiver Brandon Polk also made five catches for 52 yards, and tight end Dylan Stapleton added four grabs for 31 yards.

In addition to DiNucci, running back Latrelle Palmer made his return, running for 53 yards. Jawon Hamilton rushed for 50 yards, and Percy Agyei-Obese added 45, as the Dukes accumulated 212 rushing yards.

JMU out-gained Weber State 467-256, which included holding the visitors to just 70 yards rushing.

The Dukes had balanced production defensively, as six players recorded four or more tackles. Cornerback Rashad Robinson had five tackles and two pass breakups, and linebacker Diamonte Tucker-Dorsey also had five. Defensive lineman Adeeb Atariwa had 1.5 tackles for loss and a blocked field goal, and both safety D'Angelo Amos and linebacker Wayne Davis made four stops with a tackle for loss.

JMU led wire-to-wire, scoring the game's first 17 points and leading by as many as 23 in the second half.

KEY MOMENTS

After a game-opening field goal by Ethan Ratke, DiNucci connected on an 18-yard touchdown pass to Riley Stapleton for a 10-0 lead late in the first quarter. After a DiNucci touchdown scamper early in the second to make it 17-0, Weber answered with a touchdown drive to make it 17-7. On the final play of the half, DiNucci fired a 34-yard pass to Riley Stapleton for the touchdown, making it 24-7.

Ratke added a pair of second-half field goals to make it 30-7 before a late Weber touchdown completed the game's scoring.

GAME FACTS

- » JMU outgained Weber State by over 200 yards (467-256), accumulating more than 130 yards more than Weber's average total defense.
- » JMU converted 7-of-18 third downs while Weber State was successful on 2-of-10.
- » Ratke connected on three field goals to set the Colonial Athletic Association single-season field goals record, with (25).
- » JMU went 4-for-4 on fourth down, improving to 14-of-16 on the year.
- » JMU won the time of possession battle 38:56 to 21:04.
- » DiNucci completed 73.1% of his passes on the day, marking the ninth game this season he's completed over 70% in a single game.
- » For Weber State, Jake Constantine completed 16-of-31 attempts for 186 yards and two touchdowns. Ty Macpherson had five catches for 83 yards and a score. Josh Davis led the ground attack with 61 yards.

DUKES BACK IN THE TITLE GAME

- » JMU is making its fourth national-title game appearance in school history (2004, 2016, 2017, 2019).
- » It improved to 4-1 all-time in national semifinal games with the win over Weber State.
- » The Dukes are 2-1 in championship games, winning in 2004 and 2016.
- » It is the third national-title appearance in four seasons for the Dukes.
- » This marks the 13th time the CAA will be represented in the title game, as the league has gone 6-6 in the championship.



Quickie Statistics (Final) #3 Weber State vs #2 James Madison (Dec 21, 2019 at Harrisonburg, Va.)

		WSU		JMU	
Score		14		30	
FIRST DOWNS		15		26	
RUSHES-YARDS (NET)		19-70		55-212	
PASSING YDS (NET)		186		255	
Passes Att-Comp-Int		31-16-0		27-19-0	
TOTAL OFFENSE PLAYS-YARDS		50-256		82-467	
Fumble Returns-Yards		0-0		0-0	
Punt Returns-Yards		3-9		2-3	
Kickoff Returns-Yards		6-83		2-85	
Interception Returns-Yards		0-0		0-0	
Punts (Number-Avg)		6-38.7		4-40.0	
Fumbles-Lost		1-0		0-0	
Penalties-Yards		0-0		7-74	
Possession Time		21:04		38:56	
Third-Down Conversions		2 of 10		7 of 18	
Fourth-Down Conversions		0 of 1		4 of 4	
Red-Zone Scores-Chances		1-1		6-6	

Weber State		James Madison	
Rushing	No. Gain Loss Net TD Lg Avg	Rushing	No. Gain Loss Net TD Lg Avg
DAVIS, Josh	13 65 4 61 0 20 4.7	Ben DiNucci	13 71 9 62 1 20 4.8
SMITH, Kevin	5 9 2 7 0 4 1.4	Latrelle Palmer	12 55 2 53 0 18 4.4
CONSTANTINE, J.	1 2 0 2 0 2 2.0	Jawon Hamilton	15 51 1 50 0 10 3.3
		Percy Agyei-Obese	13 45 0 45 0 11 3.5
Passing	C-A-I Yds TD Long Sack	Passing	C-A-I Yds TD Long Sack
CONSTANTINE, J.	16-31-0 186 2 37 0	Ben DiNucci	19-26-0 255 2 37 2
		TEAM	0-1-0 0 0 0 0
Receiving	No. Yards TD Long	Receiving	No. Yards TD Long
MACPHERSON, Ty	5 83 1 37	Riley Stapleton	9 162 2 37
AMES, David	4 24 0 12	Brandon Polk	5 52 0 20
COOLEY, Devon	3 42 0 16	Dylan Stapleton	4 31 0 11
MALONE, Justin	2 21 0 15	Percy Agyei-Obese	1 10 0 10
Punting	No. Yds Avg Long In20 TB	Punting	No. Yds Avg Long In20 TB
LLOYD, Doug	6 232 38.7 42 1 0	Harry O'Kelly	4 160 40.0 43 1 0
Punt Returns	No. Yards TD Long	Punt Returns	No. Yards TD Long
HADLEY, Haze	2 8 0 4	D'Angelo Amos	2 3 0 3
SCHENCK, Hudson	1 1 0 1		
Kick Returns	No. Yards TD Long	Kick Returns	No. Yards TD Long
SCHENCK, Hudson	2 35 0 22	Brandon Polk	2 85 0 60
TUPUOLA, Kawika	2 11 0 9		
Tackles	UA-A Total Sacks TFL	Tackles	UA-A Total Sacks TFL
MORTENSEN, C.	5-8 13 0.0 0.0	Rashad Robinson	3-2 5 0.0 0.0
VAEA, Noah	5-7 12 0.0 0.0	D. Tucker-Dorsey	0-5 5 0.0 0.0
SMITH, Preston	6-3 9 0.0 0.0	D'Angelo Amos	4-0 4 0.0 1.0
HARRIS, Ja'Kobe	4-2 6 0.0 0.0	Wayne Davis	2-2 4 0.0 1.0
Qtr Time	Scoring Play	V-H	
1st 08:24	JMU - Ethan Ratke 32 yd field goal, 12-55 5:37	0 - 3	
02:07	JMU - Riley Stapleton 18 yd pass from Ben DiNucci (Ethan Ratke kick), 11-79 5:02	0 - 10	
12:19	JMU - Ben DiNucci 1 yd run (Ethan Ratke kick), 9-65 3:56	0 - 17	
01:23	WSU - SMITH, Kevin 2 yd pass from CONSTANTINE, J. (TUTTLE, Trey kick), 5-63 1:55	7 - 17	
00:00	JMU - Riley Stapleton 34 yd pass from Ben DiNucci (Ethan Ratke kick), 8-36 1:11	7 - 24	
10:03	JMU - Ethan Ratke 37 yd field goal, 11-43 4:51	7 - 27	
04:39	JMU - Ethan Ratke 27 yd field goal, 12-58 7:41	7 - 30	
02:54	WSU - MACPHERSON, Ty 22 yd pass from CONSTANTINE, J. (TUTTLE, Trey kick), 6-67 1:40	14 - 30	

2019 Season in Review



CAA CHAMPS

4th CAA title in 5 years

Third outright championship since 2016

8-0 CAA record - 4th time ever

8th conference title in program history

BACK TO FRISCO

Third national-title appearance in four years

Fourth berth in championship game

Won national titles in 2004 and 2016

JMU vs. NDSU - rematch of 2017 title game

Ten All-Americans

Ron'Dell Carter

STATS FCS Buck Buchanan Award Top-3 Finalist

FCS ADA First Team All-American

AFCA First Team All-American

Walter Camp First Team All-American

Associated Press First Team All-American

STATS FCS First Team All-American

HERO Sports First Team All-American

CAA Defensive Player of the Year

ECAC Defensive Player of the Year

First Team All-CAA

Bill Dudley Award Finalist

Touchdown Club of Richmond Defensive Lineman of the Year

NFLPA Collegiate Bowl Invite

Liam Fornadel

AFCA First Team All-American

STATS FCS All-American

HERO Sports First Team All-American

Associated Press Second Team All-American

First Team All-CAA

Touchdown Club of Richmond Offensive Lineman of the Year

John Daka

STATS FCS Buck Buchanan Award Finalist (7th place)

STATS FCS First Team All-American

Associated Press Second Team All-American

HERO Sports Second Team All-American

First Team All-CAA

Ben DiNucci

AFCA First Team All-American

HERO Sports Second Team All-American

CAA Offense Player of the Year

First Team All-CAA

Dimitri Holloway

Associated Press Second Team All-American

HERO Sports Second Team All-American

STATS FCS Third Team All-American

First Team All-CAA

D'Angelo Amos

AFCA First Team All-American

HERO Sports Second Team All-American

First Team All-CAA at both safety and punt returner

Ethan Ratke

Associated Press Third Team All-American

HERO Sports Third Team All-American

First Team All-CAA

Adam Smith

Associated Press Third Team All-American

STATS FCS Third Team All-American

HERO Sports Third Team All-American

Percy Agyei-Obese

HERO Sports Third Team All-American

Mac Patrick

HERO Sports Third Team All-American

17 All-CAA Honorees

Ranked #2 Every Week During Regular Season
Program-Record Sixth Straight Playoff Appearance

ESPN College GameDay in the 'Burg



2015 College GameDay on the Quad

12,000 attendance at College GameDay

Contributed to record Bridgeforth Stadium attendance of 26,069

- 8th time in 309 shows that College GameDay visited a non-FBS site
- 65th different school to host College GameDay
- JMU was the 80th school to appear on GameDay (home or away)
- Harrisonburg was the 73rd city to host College GameDay
- Duke Dog the 53rd different mascot head to be worn by Lee Corso
- TV Rating: 1.4 overnight (1,713,000 television sets)
- Total Audience Reach: 65,833,008
- Total Media Value: \$3.186 million
- Number of Broadcast and Online Mentions: 452
- Number of Social Media Mentions: 67.8 million

2017 College GameDay on the Quad

14,000 attendance at College GameDay

Contributed to attendance of 25,993, second in Bridgeforth Stadium history

- 9th time in 340 shows that College GameDay visited a non-FBS site
- 2nd time College GameDay visited a non-FBS site for a second show
- JMU has now been featured on CGD more than 29 FBS schools (12 have never been featured, 17 have been featured once)
- TV Rating: 1.844 million TV viewers (5th of 15 shows in 2017)
- Total Media Value: \$8.505 million
- Number of Broadcast and Online Mentions: 840
- Number of Social Media Mentions: 194 million



Professional Football Dukes



ALLIANCE
OF AMERICAN FOOTBALL

Khalid Abdullah (2013-16) - New York Giants (NFL)
 Andrew Ankrath (2013-17) - Orlando Apollos (AAF), Washington Redskins (NFL)
 Mike Allen (2008-11) - Cleveland Browns (NFL)
 Ron Atkins (1999-00) - New Orleans Saints (NFL)
 David Bailey (1992-95) - Jacksonville Jaguars (NFL)
 Alvin Banks (2003-06) - New York Jets (NFL)
 Marshall Barnes (1982-86) - Dallas Cowboys (NFL)
 Steve Bates (1986-89) - Los Angeles Rams (NFL)
 Tony Booth (1995-98) - Carolina Panthers (NFL)
 Dorian Brooks (2006-09) - Pittsburgh Steelers (NFL)
 Macey Brooks (1993-96) - Dallas Cowboys (NFL), Chicago Bears (NFL)
 Daniel Brown (2010-14) - Baltimore Ravens (NFL), Chicago Bears (NFL), New York Jets (NFL)
 D.J. Bryant (2008-11) - Houston Texans (NFL), Tampa Bay Buccaneers (NFL), Indianapolis Colts (NFL), New York Jets (NFL), Baltimore Ravens (NFL), Edmonton Eskimos (CFL)
 Greg Caldwell (1978-81) - Washington Redskins (NFL), Washington Federals (USFL)
 Mike Caussin (2006-09) - Jacksonville Jaguars (NFL), Buffalo Bills (NFL), Washington Redskins (NFL)
 Mike Cawley (1993-95) - Indianapolis Colts (NFL)
 Gary Clark (1980-83) - Jacksonville Bulls (USFL), Washington Redskins (NFL), Arizona Cardinals (NFL), Miami Dolphins (NFL)
 Jon Craver (1979-82) - New England Patriots (NFL), BC Lions (CFL), Houston Oilers (NFL), Cleveland Browns (NFL)
 Kenny Dalton (1982-85) - New England Patriots (NFL)
 Corey Davis (2003-06) - Buffalo Bills (NFL)
 Rashard Davis (2013-16) - Philadelphia Eagles (NFL), Oakland Raiders (NFL), Kansas City Chiefs (NFL), Tennessee Titans (NFL)
 Isaiah Dotton-Carter (2003-06) - Montreal Alouettes (CFL)
 Harry Dunn (2002-05) - Montreal Alouettes (CFL)
 Ben Edwards (1981-84) - New Orleans Saints (NFL)
 Lindsay Fleshman (1997-00) - Montreal Alouettes (CFL), Chicago Rush (AFL), Nashville Kats (AFL)
 Dion Foxx (1990-93) - Miami Dolphins (NFL), Washington Redskins (NFL)
 Nelson Garner (1994-97) - Baltimore Ravens (NFL), Edmonton Eskimos (CFL), Albany/Indiana Firebirds (AFL), Arizona Rattlers (AFL), Georgia Force (AFL)
 Raven Greene - Green Bay Packers (NFL)
 Arnold Grevious (1983-86) - Denver Broncos (NFL)
 Charles Haley (1982-85) - San Francisco 49ers (NFL), Dallas Cowboys (NFL)
 Sage Harold (2011-14) - Kansas City Chiefs (NFL), Washington Redskins (NFL), Saskatchewan Roughriders (CFL)
 Derek Hart (2011-15) - Green Bay Packers (NFL)
 Clyde Hoy (1978-81) - Arizona Wranglers (USFL)
 Ishmael Hyman (2014-17) - Orlando Apollos (AAF), Cleveland Browns (NFL), Tampa Bay Buccaneers (NFL), Carolina Panthers (NFL)
 Jay Jones (1993-96) - New York Jets (NFL), Albany/Indiana Firebirds (AFL)
 Leavander Jones (2009-12) - Philadelphia Soul (AFL)
 Akeem Jordan (2003-06) - Philadelphia Eagles (NFL), Kansas City Chiefs (NFL), Washington Redskins (NFL), Toronto Argonauts (CFL)
 Delvin Joyce (1997-00) - New York Giants (NFL), New York Jets (NFL)
 Curtis Keaton (1998-99) - Cincinnati Bengals (NFL), New Orleans Saints (NFL)
 Clint Kent (2002-05) - Montreal Alouettes (CFL)

Mitchell Kirsch (2012-16) - Chicago Bears (NFL)
 Brandon Lee (2010-14) - Seattle Seahawks (NFL)
 Vad Lee (2014-15) - Saskatchewan Roughriders (CFL)
 Tony LeZotte (2004-07) - Montreal Alouettes (CFL)
 Dean Marlowe (2011-14) - Carolina Panthers (NFL), Buffalo Bills (NFL)
 Marcus Marshall (2017-18) - Kansas City Chiefs (NFL)
 Warren Marshall (1982-86) - Denver Broncos (NFL)
 Rodney McCarter (2001-04) - Calgary Stampeders (CFL)
 Evan McCollough (2005-08) - Tampa Bay Buccaneers (NFL), Toronto Argonauts (CFL), Hamilton Tiger-Cats (CFL)
 Alfred McGeachy (1984-86) - San Francisco 49ers (NFL), Toronto Argonauts (CFL)
 Scotty McGee (2006-09) - Jacksonville Jaguars (NFL)
 David McLeod (1990-93) - Arizona Cardinals (NFL), Albany Firebirds (AFL), Grand Rapids Rampage (AFL), Carolina Cobras (AFL), Tampa Bay Storm (AFL)
 Tony Miller (1984-87) - Atlanta Falcons (NFL)
 Phil Minafeld (2005-06) - Montreal Alouettes (CFL)
 Arthur Moats (2006-09) - Buffalo Bills (NFL), Pittsburgh Steelers (NFL), Arizona Cardinals (NFL)
 Chris Morant (1998-00) - Edmonton Eskimos (CFL), New Orleans VooDoo (AFL)
 Jimmy Moreland (2014, 2016-18) - Washington Redskins (NFL)
 Scott Norwood (1978-81) - Birmingham Stallions (USFL), Buffalo Bills (NFL)
 Derick Pack (1999-01) - St. Louis Rams (NFL)
 Nick Paulett (1979, 1981) - Washington Federals (USFL)
 Ed Perry (1993-96) - Miami Dolphins (NFL)
 Justin Rascati (2004-06) - Chicago Bears (NFL), Montreal Alouettes (CFL)
 Taylor Reynolds (2012-16) - Atlanta Falcons (NFL)
 Stephon Robertson (2009-13) - Montreal Alouettes (CFL)
 Dwight Robinson (1991-94) - Toronto Argonauts (CFL)
 Demetrius Shambley (2002-05) - Winnipeg Blue Bombers (CFL)
 Kenny Sims (1989-92) - San Diego Chargers (NFL)
 J.D. Skolnitsky (2006-08) - Washington Redskins (NFL), Indianapolis Colts (NFL)
 Jerame Southern (2000-03) - Calgary Stampeders (CFL)
 Jordan Stanton (2009-13) - New York Giants (NFL)
 Mickey Stinnett (1981-84) - New England Patriots (NFL)
 Aaron Stinnie - Tennessee Titans (NFL), Tampa Bay Buccaneers (NFL)
 Chuck Suppon (2003-06) - Montreal Alouettes (CFL)
 Mike Thurman (1978-82) - Dallas Cowboys (NFL), Washington Federals (USFL), Tampa Bay Bandits (USFL), Montreal Alouettes (CFL), Edmonton Eskimos (CFL)
 Robert Turner (1980-83) - Memphis Showboats (USFL), Calgary Stampeders (CFL)
 Earl Watford (2008-12) - Arizona Cardinals (NFL), Jacksonville Jaguars (NFL), Chicago Bears (NFL), Cleveland Browns (NFL), Tampa Bay Buccaneers (NFL)
 Josh Wells (2009-13) - Jacksonville Jaguars (NFL), Tampa Bay Buccaneers (NFL)
 Neal Wilkinson (1984-87) - Green Bay Packers (NFL)
 Albert Williams (1984-87) - Pittsburgh Steelers (NFL)
 Kelly Wiltshire (1993-95) - Jacksonville Jaguars (NFL)
 Kevin Winston (2003-06) - Montreal Alouettes (CFL)
 Shawn Woodson (1984-88) - Minnesota Vikings (NFL)
 Ron Ziolkowski (1980-83) - Detroit Lions (NFL), Indianapolis Colts (NFL)

Charles Haley ~ Pro Football Hall of Fame



Former football All-American Charles Haley became the first James Madison student-athlete to be enshrined into a major professional hall of fame as he took his rightful place into the Pro Football Hall of Fame on Saturday, August 8, 2015, at Tom Benson Hall of Fame Stadium.

Haley was introduced by Edward DeBartolo, Jr., former owner of the San Francisco 49ers prior to his speech to the capacity crowd in Canton. He was one of eight individuals to join pro football's most exclusive club, as he was accompanied by linebacker Junior Seau, guard Will Shields, running back Jerome Bettis, wide receiver Tim Brown, center Mike Tinglehoff and NFL executives Bill Polian and Ron Wolf.

A four-year letterwinner for the Dukes from 1982-85, he was twice named an Associated Press All-American. As a senior, Haley was named the Richmond Touchdown Club's Defensive Player of the Year and a First Team AP I-AA All-American.

"I am truly blessed," Haley said during his enshrinement speech. "I have played with some of the greatest players in the history of football and I've learned a lot. The one thing I learned from all the guys was unselfish play. Team matters – we need to go back to that. It's not about individuals, it's about team and that's the only way we can have success."

Haley capped off his speech by stating, "When I stepped out on the field, I was determined to be the best every play, not just some plays."


He is JMU's all-time leader in total tackles with 506 and led the Dukes in single-season tackles twice in his career, recording 143 in 1983 and 147 in 1984. Haley had a career-high 22 tackles at Shippensburg during the 1983 season, currently tied for the eighth-highest, single-game total in Madison history. A three-time JMU Defensive MVP, he was also named the JMU Male Athlete of the Year in 1985-86. Haley graduated from JMU in 1987 and in 1999 the athletic department named the Defensive MVP award after him.

Haley became the first player in JMU history selected in the National Football League Draft when he was selected by the San Francisco 49ers in the fourth round of the 1986 draft. He immediately made an impact, playing in 16 games as a rookie, recording 12.0 sacks. He played 12 seasons in the NFL, seven with the 49ers in two different stints and five with the Dallas Cowboys.

He earned five Super Bowl rings (two in San Francisco and three in Dallas), the first of two players in NFL history to have played on five Super Bowl champion teams. A five-time Pro-Bowler and two-time First Team All-Pro selection, Haley finished his career with 100.5 career sacks, including a career-high 16 in 1990, the first year he was honored as an All-Pro. He was also a two-time NFC Defensive Player of the Year and played on 10 division championship squads during his 12-year career.

A native of Gladys, Va., Haley was inducted into the Virginia Sports Hall of Fame in 2006.

The Hall of Fame committee consists of 32 votes of writers from the NFL cities, 13 at-large members and one from the Pro Football Writers of America. Each candidate was required to receive at least 80 percent approval votes from the Committee to be enshrined.



Charles Haley ~ College Football Hall of Fame



Former James Madison All-American Charles Haley was enshrined to the College Football Hall Of Fame on July 15-16 in South Bend, Indiana, becoming the first athlete from a Colonial Athletic Association school and sixth overall to be elected to the Hall, as five coaches were previously enshrined.

Haley was a four year starter at JMU from 1982-85. He was a two-time All-American and a three-time Defensive MVP at Madison. As a senior at JMU, Haley was voted a 1985 Associated Press First-Team I-AA All-American and both the Richmond Touchdown Club and Roanoke Times & World News' State Defensive Player of the Year.

He leads JMU's all-time tackles list with 506, including three seasons of more than 100 tackles, and his 22 tackles at Shippensburg during the 1983 season still ranks as the eighth-highest single-game total in JMU history. He also added three interceptions and 17 quarterback sacks to his total.

In 1986, after his senior season Haley was selected in the fourth round of the NFL Draft by the San Francisco 49ers, as he was the No. 96 pick overall, the highest ever in school history. The first ever JMU player to be drafted into the NFL, Haley went on to become the only player in the league's history to win five Super Bowls, two with the 49ers and three with the Dallas Cowboys.

He was also selected to five Pro Bowls during his career, as well as being a two-time First-Team All-Pro and 1990 NFC Defensive Player of the Year. He finished his professional career with 100.5 sacks, including a career-high 16 in 1990. He had eight fumble recoveries and scored one touchdown in the NFL. He retired in 1999 before becoming an assistant coach for the Detroit Lions.

A 2006 inductee to the Virginia Sports Hall of Fame and a member of the JMU Sports Hall of Fame, the Dallas native has also served as a recruiter for the National Marrow Donor Program.

Haley was enshrined with fellow divisional inductees Dexter Coakley (Appalachian State), Mike Favor (North Dakota State), Mickey Kobrosky (Trinity), Mike Kelly (Dayton), and Bill Manlove (Widener, Delaware Valley, La Salle).

Haley joined an elite list from the CAA to be inducted to the College Football Hall of Fame, joining coaches Lou Holtz (William & Mary), Dick MacPherson (UMass), Dave Nelson (Delaware and Maine), Tubby Raymond (Delaware) and Eddie Robinson (Maine).



2004 National Championship



2004 JMU Results

JMU 62, Lock Haven 7
JMU 17, Villanova 0
West Virginia 45, JMU 10
JMU 31, Hofstra 21
JMU 28, Massachusetts 7
JMU 24, Maine 20
JMU 26, Richmond 20
JMU 41, VMI 10
JMU 20, Delaware 13
William & Mary 27, JMU 24
JMU 31, Towson 17
JMU 14, Lehigh 13
JMU 14, Furman 13
JMU 48, William & Mary 34
JMU 31, Montana 21

National Champions!!! Dukes Defeat Montana 31-21

CHATTANOOGA, Tenn. – National champion.

That's a title that forever will be used with the 2004 JMU football team.

The Dukes earned that distinction Friday at Finley Stadium/Davenport with a 31-21 victory over Montana in the finals of the NCAA Division I-AA playoffs.

The Dukes, as they have for most of the season, used a stingy defense, a strong running game, and good special teams play to post the biggest win in their 33-year football history.

JMU allowed a first-quarter touchdown for the only time during the 2004 season and trailed twice, but the Dukes rallied to dominate the final minutes of the game as they did for most of the season.

JMU went in front to stay 24-21 on a one-yard touchdown run by sophomore tailback Maurice Fenner with 3:25 left in the third quarter, added an insurance score on sophomore quarterback Justin Rascati's six-yard run with eight minutes left in the game, and ran the final 6:14 off the clock after getting an interception from junior cornerback Clint Kent.

The Dukes used 14 straight rushing plays in running out the clock at the end of the game and nine straight rushing plays during the 72-yard drive that put them in front to stay.

JMU ran for 314 yards overall – 257 during the second half – and had a 318-202 overall yardage advantage during the final two periods.

Fenner led JMU's attack with 164 rushing yards on 29 carries and ran for two touchdowns. Sophomore tailback Alvin Banks added 88 rushing yards on 13 carries, and Rascati ran 11 times for 57 yards and two scores. Rascati also hit on 13 of 18 passes for 132 yards and wasn't intercepted.

In addition to the score that put JMU in front to stay, Fenner scored on a one-yard run with 0:16 left in the first quarter to give JMU a 10-7 edge. Rascati ran 11 yards for a touchdown on JMU's first third-quarter series in addition to his fourth-period scoring carry.

"We went into the game planning to throw the ball, but we were making so many yards rushing that we didn't need to throw," said sixth-year JMU coach Mickey Matthews.

"Our league is great; that was Atlantic 10 football in the second half," Matthews added. "Our league is by far the best in the country. Playing in our league really prepared us to play in this environment against Montana. Our guys thought they were going to win."

The victory was JMU's fifth straight overall and its fourth in the playoffs away from home. The Dukes completed the year with a 13-2 record and became the second straight Division I-AA champion from the Atlantic 10 (Delaware was the 2003 playoff winner). No other team previously had advanced to the championship with straight road wins.

JMU's effort off set an outstanding performance by Montana quarterback Craig Ochs, a transfer from Colorado. Ochs completed 29 of 38 passes for 371 yards and three touchdowns, but the Grizzlies had only 44 rushing yards against JMU's defense.



2016 National Championship



2016 JMU Results

JMU 80, Morehead State 7
JMU 56, Central Connecticut 21
North Carolina 56, JMU 28
JMU 31, Maine 20
JMU 43, Delaware 20
JMU 31, William & Mary 24
JMU 42, New Hampshire 39
JMU 84, Rhode Island 7
JMU 47, Richmond 43
JMU 20, Villanova 7
JMU 63, Elon 14
JMU 55, New Hampshire 22
JMU 65, Sam Houston State 7
JMU 27, North Dakota State 17
JMU 28, Youngstown State 14

NATIONAL CHAMPS! JMU Tops Youngstown State 28-14

FRISCO, Texas - James Madison held Youngstown State to 292 total yards on Saturday afternoon and rolled to a 28-14 victory, as the Dukes captured the 2016 NCAA Division I Football Championship, the second title in program history.

The Dukes, who finished the season 14-1 and undefeated against FCS foes, saw their defensive line dominate from start to finish, holding the Penguins (12-4) to just 21 rushing yards after YSU entered the contest averaging 257.5 yards on the ground.

Senior linebacker Gage Steele paced an all-around dominant performance by the JMU defense, racking up six tackles, including five solo stops, a pair of sacks and a pass breakup as the Dukes forced a pair of crucial turnovers in the third quarter to put the game away.

No defensive player had more tackles for the Dukes than junior defensive back Jordan Brown's seven, but nine different players had at least three, while sophomore defensive back Curtis Oliver picked off his second pass of the season and sophomore Darrious Carter scooped up a fumble.

Senior running back Khalid Abdullah ended his career in style, rushing 26 times for 101 yards and a pair of scores for an afternoon that put him atop the JMU record books in career touchdowns, single-season touchdowns and single-season rushing yards.

The Dukes needed just 12 passes to take home the trophy, as junior quarterback Bryan Schor went 7-of-12 for 112 yards with a pair of first-quarter touchdowns to junior tight end Jonathan Kloosterman and senior wide receiver Rashard Davis.

JMU put the Penguins in an early hole, as Abdullah stretched the lead to 21-0 on a 1-yard touchdown plunge with 8:17 to play before halftime, though YSU responded with a touchdown of its own less than five minutes later.

Abdullah scored from two yards out with 10:10 to play in the third quarter for an advantage that proved to be all the Dukes' defense needed, as Youngstown State managed just one more scoring drive that ended with 10 seconds left before the final whistle.

TITLE HISTORY

JMU captured its second NCAA Division I Championship in program history, joining the 2004 team that defeated Montana 31-21 in Chattanooga. The Dukes are the eighth FCS program to earn multiple national titles and the first ever with multiple in the Colonial Athletic Association. JMU ended the five-year national-title run by North Dakota State and became the first CAA national champion since Villanova in 2009.

HOUSTON'S HEIGHTS

Head Coach Mike Houston earned his first career national championship, having finished runner-up in the NCAA Division II title game at Lenoir-Rhyne in 2013. Houston improved to 5-1 all-time in the FCS playoffs, 4-0 at JMU thanks to the 2016 run.

FINAL NUMBERS

- JMU won its 12th game in a row for the longest active streak in FCS football and second-longest in all of Division I behind Alabama (26)
- JMU's 14-1 overall record included a perfect 14-0 mark against FCS opponents and set a new school record for victories
- JMU finished as the nation's leader in scoring margin at +25.5 points per game, second in points per game (46.7) and 16th in points allowed (21.2)
- JMU went 6-0 vs. ranked opponents this season, all during the last seven contests

DEFENSE WINS CHAMPIONSHIPS

JMU finished the season 16th nationally in points allowed after ranking 77th in 2015 in that category. In addition to allowing 21.2 points per game, the Dukes limited opponents to 16.4 points per game over the last eight games and 15 per game in the playoffs, all against ranked teams. Also, 21 of the 60 postseason points allowed came in the final two minutes of games in which the outcome was already decided.



JMU Postseason History

1987 (0-1)

First Round | Huntington, W.Va. | Nov. 28, 1987
Marshall 41, James Madison 12

1991 (1-1)

First Round | Newark, Del. | Nov. 30, 1991
James Madison 42, Delaware 35 (2OT)

Quarterfinals | Harrisonburg, Va. | Dec. 7, 1991
Samford 24, James Madison 21

1994 (1-1)

First Round | Harrisonburg, Va. | Nov. 26, 1994
James Madison 45, Troy State 26

Quarterfinals | Huntington, W.Va. | Dec. 3, 1994
Marshall 28, James Madison 21 (OT)

1995 (0-1)

First Round | Boone, N.C. | Nov. 25, 1995
Appalachian State 31, James Madison 24

1999 (0-1)

First Round | Troy, Ala. | Nov. 27, 1999
Troy State 27, James Madison 7

2004 (0-1)

First Round | Bethlehem, Pa. | Nov. 27, 2004
James Madison 14, Lehigh 13

Quarterfinals | Greenville, S.C. | Dec. 4, 2004
James Madison 14, Furman 13

Semifinals | Williamsburg, Va. | Dec. 10, 2004
James Madison 48, William & Mary 34

Championship | Chattanooga, Tenn. | Dec. 17, 2004
James Madison 31, Montana 21

2006 (0-1)

First Round | Youngstown, Ohio | Nov. 25, 2006
Youngstown State 35, James Madison 31

2007 (0-1)

First Round | Boone, N.C. | Nov. 24, 2007
Appalachian State 28, James Madison 27

2008 (2-1)

First Round | Harrisonburg, Va. | Nov. 29, 2008
James Madison 38, Wofford 35

Quarterfinals | Harrisonburg, Va. | Dec. 6, 2008
James Madison 31, Villanova 27

Semifinals | Harrisonburg, Va. | Dec. 12, 2008
Montana 35, James Madison 27

2011 (1-1)

First Round | Richmond, Ky. | Nov. 26, 2011
James Madison 20, Eastern Kentucky 17

Second Round | Fargo, N.D. | Dec. 3, 2011
North Dakota State 26, James Madison 14

2014 (0-1)

First Round | Harrisonburg, Va. | Nov. 29, 2014
Liberty 26, James Madison 21

2015 (0-1)

Second Round | Harrisonburg, Va. | Dec. 5, 2015
Colgate 44, James Madison 38

2016 (4-0)

Second Round | Harrisonburg, Va. | Dec. 3, 2016
James Madison 55, New Hampshire 22

Quarterfinals | Harrisonburg, Va. | Dec. 9, 2016
James Madison 65, Sam Houston State 7

Semifinals | Fargo, N.D. | Dec. 16, 2016
James Madison 27, North Dakota State 17

Championship | Frisco, Texas | Jan. 7, 2017
James Madison 28, Youngstown State 14

2017 (3-1)

Second Round | Harrisonburg, Va. | Dec. 2, 2017
James Madison 26, Stony Brook 7

Quarterfinals | Harrisonburg, Va. | Dec. 8, 2017
James Madison 31, Weber State 28

Semifinals | Harrisonburg, Va. | Dec. 16, 2017
James Madison 51, South Dakota State 16

Championship | Frisco, Texas | Jan. 6, 2018
North Dakota State 17, James Madison 13

2018 (1-1)

First Round | Harrisonburg, Va. | Nov. 24, 2018
James Madison 20, Delaware 6

Second Round | Hamilton, N.Y. | Dec. 1, 2018
Colgate 23, James Madison 20

2019 (3-0)

Second Round | Harrisonburg, Va. | Dec. 7, 2019
James Madison 66, Monmouth 21

Quarterfinals | Harrisonburg, Va. | Dec. 13, 2019
James Madison 17, Northern Iowa 0

Semifinals | Harrisonburg, Va. | Dec. 21, 2019
James Madison 30, Weber State 14

Key Dates in JMU History

July 17, 1972 - Athletic Director Dean Ehlers announced that JMU would start football in 1972 and named Challance McMillin head coach.

Oct. 7, 1972 - JMU played its first football game, losing 6-0 to Shepherd's junior varsity team on what is now a practice field adjacent to Godwin Hall.

Sept. 22, 1973 - JMU won its first game, a 34-8 triumph over Anne Arundel Community College, held at Harrisonburg High School.

Sept. 21, 1974 - JMU began its first varsity season with a 24-22 win at Washington and Lee.

Oct. 12, 1974 - JMU defeated Bridgewater 41-13 in the first game ever at Bridgeforth Stadium.

1975 Season - JMU finished 9-0-1 with a season-opening scoreless tie at Glenville (W.Va.), its only non win of the season. JMU won the Virginia College Athletic Association title and won seven straight games by seven points or fewer.

Sept. 18, 1976 - JMU beat Towson 28-26 at home, raising its record to 3-0 and its winning streak to 12 games, earning a tie for first place with C.W. Post in the NCAA Division III poll.

Sept. 25, 1976 - JMU played in the first Division III regular-season game televised by a major network (ABC), falling 21-14 at Hampden-Sydney.

Oct. 16, 1976 - JMU won 17-12 at Davidson, marking the program's first win against a Division I opponent.

Oct. 14, 1978 - JMU's Board of Visitors unanimously approved moving football to Division I.

Nov. 11, 1978 - JMU won 42-12 at Emory and Henry to finish the year 8-2 and ranked ninth nationally in Division III.

Dec. 18, 1978 - JMU announced it would offer 25 scholarships in 1979. Quarterback Frankie Walker and fullback Joe Curro, transfers from Lees-McRae College, were the team's first scholarship signees on Jan. 17, 1979.

1982 Season - JMU finished 8-3 and appeared in the Division I-AA top-20 poll for seven straight weeks, ranking as high as ninth at the midway point of the season.

Sept. 18, 1982 - JMU earned its first win over a I-A opponent, defeating Virginia 21-17 in Charlottesville.

Jan. 4, 1984 - Wide receiver Gary Clark became JMU's first player to be drafted to a professional football team, going as the sixth overall pick to Jacksonville in the United States Football League Draft.

Dec. 20, 1984 - Joe Purzycki became JMU's second head coach, replacing Challance McMillin.

April 29, 1986 - Linebacker Charles Haley, JMU's first Division I-AA First Team All-American, became the first Duke to be selected in the National Football League Draft, going in the fourth round to San Francisco.

1987 Season - JMU turned in its best record to date during the scholarship era, going 9-3 and reaching the NCAA Division I-AA playoffs for the first time. JMU was nationally ranked for nine straight weeks, ranking as high as third.

Dec. 14, 1990 - Rip Scherer became JMU's third head coach, replacing Joe Purzycki.

1991 Season - JMU reached the second round of the NCAA Division I-AA playoffs for the first time, finishing 9-4 on the year. They were nationally ranked for nine straight weeks and beat four ranked teams, including three on the road.

1993 Season - JMU first played in the Yankee Conference after joining the league in 1991.

1994 Season - JMU set a team record for wins to that point, at 10-3, and reached the second round of the NCAA Division I-AA playoffs for the second time. JMU was nationally ranked for 10 of last 11 weeks and beat four of five ranked teams it faced.

Jan. 23, 1995 - Alex Wood became JMU's fourth head coach, replacing Rip Scherer, who took the head coaching job at Memphis.

1995 Season - The 8-4 Dukes returned to the playoffs for the second straight season and were ranked in every poll during the season by The Sports Network.

1997 Season - The Atlantic 10 Football Conference assumed the operations of the Yankee Conference.

March 19, 1999 - Mickey Matthews became JMU's fifth head coach, replacing Alex Wood, who resigned to take an assistant job with the Minnesota Vikings.

1999 Season - JMU won its first Division I conference crown, tying for first in the Atlantic 10. Mickey Matthews was named Division I-AA Coach of the Year by The Sports Network and Curtis Keaton was drafted to the NFL in the fourth round by Cincinnati. Keaton was

A-10 Offensive Player of the Year while Chris Morant was Defensive Player of the Year.

2000 Season - Delvin Joyce became the first Division I-AA player to reach 1,000 career yards in rushing (1,260), receiving (1,009), kickoff returns (1,902) and punt returns (1,488).

2001 Season - Derrick Lloyd won the Buck Buchanan Award, recognizing the Division I-AA's top defensive player.

June 6, 2003 - JMU broke ground on the Robert and Frances Plecker Athletic Performance Facility, adjacent to Bridgeforth Stadium.

Dec. 17, 2004 - JMU won the NCAA Division I-AA national title, beating Montana 31-21 in Chattanooga, Tenn. The 13-2 Dukes set a team record for wins and became the first I-AA team to win three road playoff games in the same season. Mickey Matthews was named Division I-AA Coach of the Year by the American Football Coaches Association.

2006 Season - The 9-4 Dukes made their second playoff appearance in three seasons, and held national rankings in every poll by The Sports Network, including a top-10 ranking in the final seven polls.

2007 Season - The Colonial Athletic Association assumed the operations of the Atlantic 10 Football Conference. JMU went 8-4 and made its third NCAA appearance in four seasons, ranking in every poll by both The Sports Network and FCS coaches.

2008 Season - JMU won the CAA title, going 8-0 in conference play, and was the top seed for the NCAA FCS playoffs, finishing 12-2. It was JMU's fourth postseason appearance in five years and Mickey Matthews was named National Coach of the Year by The Sports Network and Liberty Mutual.

Sept. 11, 2010 - JMU stunned No. 13 Virginia Tech 21-16 in Blacksburg, Va., outscoring the Hokies 14-3 in the second half. Drew Dudzik rushed for two touchdowns and threw for a third as the Dukes knocked off the preseason ACC favorites in the second-ever upset of a ranked FBS team by an FCS opponent.

July 16, 2011 - Charles Haley became the first JMU and CAA player to ever be enshrined to the College Football Hall of Fame.

Dec. 20, 2013 - Everett Withers became JMU's sixth head coach, replacing Mickey Matthews.

2014 Season - JMU broke nearly every passing record in program history, going 9-4 to return to the FCS playoffs for the first time since 2011. JMU won its final seven games of the regular season.

Aug. 8, 2015 - Charles Haley became JMU's first player to be enshrined to the Pro Football Hall of Fame.

Sept. 26, 2015 - Vad Lee was the first Division I (FCS or FBS) player to pass and rush for 275 yards in the same game, leading JMU to a 48-45 win at FBS foe SMU.

Oct. 24, 2015 - ESPN College GameDay came to James Madison's campus, broadcasting live from the Quad and Wilson Hall. The Dukes broke the Bridgeforth Stadium attendance record (26,069) for Homecoming against Richmond.

Jan. 18, 2016 - Mike Houston became JMU's seventh head coach, replacing Everett Withers.

Oct. 29, 2016 - JMU scored a program-record 84 points in Homecoming win against Rhode Island.

Dec. 9, 2016 - JMU produced second-largest margin of victory in FCS playoff history with 65-7 victory against previously undefeated Sam Houston State, which was ranked #1 in both major FCS polls.

Dec. 16, 2016 - JMU ended North Dakota State's five-year reign as national champion with a 27-17 win in Fargo, N.D., in the FCS semifinals.

Jan. 7, 2017 - JMU defeats Youngstown State, 28-14, to win program's second national championship in Frisco, Texas.

Oct. 14, 2017 - ESPN College GameDay returned to JMU's campus for its second nationally-televised broadcast from the Quad and Wilson Hall. The Dukes saw more than 14,000 fans attend the show, followed by a victory that afternoon against Villanova.

Dec. 8, 2017 - JMU set a FCS playoff record by forcing 10 turnovers in its 51-16 victory against South Dakota State in the national semifinals.

Sept. 29, 2018 - JMU registered its largest road win in school history with a 63-10 victory at Richmond.

Dec. 14, 2018 - Curt Cignetti became JMU's eighth head coach, replacing Mike Houston.

Dec. 13, 2019 - JMU produced its first postseason shutout, claiming a 17-0 win against Northern Iowa in the FCS quarterfinals. The Dukes held UNI to only 114 yards and zero rushing - both program postseason records.

2019 JMU All-Americans

FCS ADA (1st)

AFCA (1st)

WALTER CAMP (1st)

AP (1st)

STATS (1st)

HERO SPORTS (1st)



AFCA (1st)

STATS (1st)

HERO SPORTS (1st)

AP (2nd)



STATS (1st)

AP (2nd)

HERO SPORTS (2nd)



AP (2nd)

HERO SPORTS (2nd)

STATS (3rd)



AFCA (1st)

HERO SPORTS (2nd)



AFCA (1st)

HERO SPORTS (2nd)



AP (3rd)

HERO SPORTS (3rd)



AP (3rd)

STATS (3rd)

HERO SPORTS (3rd)



HERO SPORTS (3rd)



HERO SPORTS (3rd)



Postseason Awards

Team Awards

2017	ECAC FCS Lambert Cup
2016	Division I FCS National Champion ECAC FCS Lambert Cup
2008	FCS ECAC Team of the Year
2004	Division I-AA National Champion Division I-AA Lambert Cup Division I-AA ECAC Team of the Year
1994	Division I-AA Lambert Cup

Senior All-Star Games

2018	Jimmy Moreland - East-West Shrine, Senior Bowl
2014	Dean Marlowe - East-West Shrine
2013	Stephon Robertson - NFLPA Collegiate Bowl Josh Wells - NFLPA Collegiate Bowl
2012	Earl Watford - East-West Shrine Leavander Jones - FCS Senior Scout Aaron Harper - FCS Senior Scout
2006	Alvin Banks - North-South Classic Corey Davis - Texas vs. Nation Mike Parham - National All-Stars.com Justin Rascati - Texas vs. Nation
2004	Tom Ridley - Hula Bowl
1999	Curtis Keaton - Blue-Gray Classic, Hula Bowl
1997	Nelson Garner - Blue-Gray Classic
1989	Steve Bates - Blue-Gray Classic

All-Americans Associated Press

2019	Ron'Dell Carter, DL (1st) John Daka, DL (2nd) Liam Fornadel, OL (2nd) Dimitri Holloway, LB (2nd) Ethan Ratke, PK (3rd) Adam Smith, DB (3rd)
2018	Jimmy Moreland, DB (1st) D'Angelo Amos, RS (2nd)
2017	Andrew Ankrach, DL (1st) Jordan Brown, DB (1st) Aaron Stinnie, OL (1st) Rashad Robinson, DB (2nd)
2016	Mitchell Kirsch, OL (1st) Khalid Abdullah, RB (2nd) Rashard Davis, RS (2nd)
2015	Mitchell Kirsch, OL (3rd)
2014	Vad Lee, QB (3rd)
2013	Stephon Robertson, LB (1st)
2012	Earl Watford, OG (1st) Stephon Robertson, LB (2nd)
2009	Arthur Moats, DE (1st)
2008	Scott Lemn, OC (1st) Marcus Haywood, FS (2nd) Rodney Landers, QB (2nd)
2007	Tony LeZotte, FS (1st)
2006	Akeem Jordan, LB (2nd) Tony LeZotte, FS (2nd) Kevin Winston, DE (2nd) Corey Davis, OT (3rd)
2005	Tony LeZotte, FS (1st) Matt Magerko, OG (1st)
2004	Matt Magerko, OG (1st) Tony LeZotte, FS (2nd)
2001	Derrick Lloyd, LB (1st)
2000	Chris Morant, DE (2nd)
1999	Curtis Keaton, TB (2nd) Derick Pack, LB (2nd)
1998	Tony Booth, FS (3rd)
1997	Tony Booth FS (1st)
1995	John Coursey, PK (1st)
1993	Dwight Robinson, RS (3rd)
1992	Chris Parrott, FS (3rd)
1991	Eriq Williams, QB (3rd)
1990	Eupton Jackson, FS (1st)
1989	Steve Bates, DL (2nd)
1988	Shawn Woodson, LB (2nd) Steve Bates, DT (HM)
1987	Eupton Jackson, FS (HM) Carlo Bianchini, OG (1st)

	John Druiett, P (3rd) Jim Eckenrode, DT (HM) Marty Fitzgerald, LB (HM) Neal Wilkinson, TE (HM)
1986	Carlo Bianchini, OG (HM) Marshall Barnes, DB (HM) John Druiett, P (HM) Warren Marshall, RB (HM) Dean McCullough, LB (HM)
1985	Charles Haley, LB (1st) Warren Marshall, RB (HM) Doug West, NG (HM)
1984	Charles Haley, LB (HM) Warren Marshall, RB (HM) Mickey Stinnett, PK-P (HM)
1983	John Blackwell, OG (3rd) Gary Clark, WR (HM)
1982	John Kent, OT (2nd) Gary Clark, WR (HM) Jon Craver, DT (HM) Mike Thurman, DB (HM)
1981	Clyde Hoy, LB (HM) Scott Norwood, PK (HM) Nick Paulett, OG (HM)
1980	Mark Magaw, OC (HM)

AFCA

2019	Ron'Dell Carter, DL (1st) Ben DiNucci, QB (1st) Liam Fornadel, OL (1st) D'Angelo Amos, AP (1st)
2018	Jimmy Moreland, DB (1st)
2017	Andrew Ankrach, DL (1st) Rashad Robinson, DB (1st) Aaron Stinnie, OL (2nd)
2016	Khalid Abdullah, RB (1st) Mitchell Kirsch, OL (1st)
2013	Stephon Robertson, LB (1st)
2012	Earl Watford, OG (1st)
2009	Arthur Moats, DE (1st)
2008	Scotty McGee, RS (1st)
2007	Tony LeZotte, FS (1st)
2006	Akeem Jordan, LB (1st)
1999	Curtis Keaton, TB (1st)
1994	Dwight Robinson, CB (1st)
1990	Eupton Jackson, FS (1st)
1989	Steve Bates, DL (1st)
1987	Carlo Bianchini, OG (1st)

STATS/The Sports Network

2019	Ron'Dell Carter, DL (1st) John Daka, DL (1st) Liam Fornadel, OL (1st) Dimitri Holloway, LB (3rd) Adam Smith, DB (3rd)
2018	Jimmy Moreland, DB (1st) D'Angelo Amos, RS (1st)
2017	Andrew Ankrach, DL (1st) Aaron Stinnie, OL (1st) Raven Greene, DB (2nd) Rashad Robinson, DB (2nd)
2016	Rashard Davis, RS (1st) Mitchell Kirsch, OL (1st) Khalid Abdullah, RB (2nd) Taylor Reynolds, CB (3rd)
2015	Andrew Ankrach, LB (2nd) Mitchell Kirsch, OL (2nd) Vad Lee, QB (3rd)
2013	Stephon Robertson, LB (1st)
2012	Earl Watford, OG (1st) Stephon Robertson, LB (2nd)
2009	Arthur Moats, DE (1st) Scotty McGee, RS (2nd) Dorian Brooks, OG (3rd) Sam Daniels, DT (3rd)
2008	Scott Lemn, OC (1st) Marcus Haywood, FS (2nd) Rodney Landers, QB (2nd) Scotty McGee, PR (2nd) Dorian Brooks, OG (HM)

	Scotty McGee, KR (HM) Dave Stannard, PK (HM)
2007	Tony LeZotte, FS (1st) John Baranowsky, DT (HM) Justin Barnes, LB (HM) Scott Lemn, OC (HM) Dave Stannard, PK (HM)
2006	Akeem Jordan, LB (1st) Kevin Winston, DE (1st) Corey Davis, OT (2nd) Tony LeZotte, FS (2nd)
2005	Tony LeZotte, FS (1st) Matt Magerko, OG (3rd)
2004	Tony LeZotte, FS (3rd) Kwynn Walton, LB (3rd)
2003	Jerame Southern, DE (3rd)
2001	Derrick Lloyd, LB (1st)
2000	Chris Morant, DE (2nd) Derick Pack, LB (3rd)
1999	Curtis Keaton, TB (2nd) Chris Morant, DE (2nd) Derick Pack, LB (3rd)
1997	Tony Booth, FS (2nd) Delvin Joyce, RS (3rd)
1995	David Bailey, OC (1st) John Coursey, PK (2nd) Ed Perry, TE (3rd)
1994	Tyrone Washington, DT (2nd) Ed Perry, TE (3rd) Dwight Robinson, RS (3rd) John Coursey, PK (HM) John Kraus, OG (HM) Dwight Robinson, CB (HM) Brent Secrist, OT (HM)
1990	Eupton Jackson, FS (1st) D.R. Carlson, OT (2nd)
1989	Steve Bates, DL (2nd)
1987	Carlo Bianchini, OG (2nd) John Druiett, P (2nd)

Walter Camp Foundation

2019	Ron'Dell Carter, DL (1st)
2018	Jimmy Moreland, DB (1st)
2017	Andrew Ankrach, DL (1st) Aaron Stinnie, OL (1st)
2016	Rashard Davis, RS (1st) Mitchell Kirsch, RS (1st)
2013	Stephon Robertson, LB (1st)
2012	Stephon Robertson, LB (1st) Earl Watford, OG (1st)
2009	Arthur Moats, DE (1st)
2008	Marcus Haywood, FS (1st) Scott Lemn, OC (1st)
2007	Tony LeZotte, FS (1st)
2006	Corey Davis, OT (1st) Akeem Jordan, LB (1st)
2005	Tony LeZotte, FS (1st) Matt Magerko, OG (1st)
2001	Derrick Lloyd, LB (1st)
2000	Chris Morant, DE (1st)
1998	Tony Booth, FS (1st)
1996	Ed Perry, TE (1st)
1995	Ed Perry, TE (1st)
1990	Eupton Jackson, FS (1st)

HERO Sports

2019	Ron'Dell Carter, DL (1st) Liam Fornadel, OL (1st) D'Angelo Amos, PR (2nd) John Daka, DL (2nd) Ben DiNucci, QB (2nd) Dimitri Holloway, LB (2nd) Percy Agyei-Obese, RB (3rd) Mac Patrick, OL (3rd) Ethan Ratke, PK (3rd) Adam Smith, DB (3rd)
2018	Jimmy Moreland, DB (1st) D'Angelo Amos, RS (1st) John Daka, DL (2nd) Robert Carter Jr., SPEC (2nd)

	Liam Fornadel, OL (Sophomore) Kyndel Dean, WR (Freshman)
2017	Andrew Ankrach, DL (1st) Jordan Brown, DB (1st) Aaron Stinnie, OL (1st) Raven Greene, DB (2nd) Kyre Hawkins, LB (3rd) Rashad Robinson, DB (3rd) Jahee Jackson, OL (Sophomore) Harry O'Kelly, P (Freshman)
2016	Khalid Abdullah, RB (1st) Rashard Davis, RS (1st) Mitchell Kirsch, OL (1st) Taylor Reynolds, DB (2nd) Bryan Schor, QB (2nd) Aaron Stinnie, OL (2nd) Raven Greene, DB (3rd)

FCS ADA

2019	Ron'Dell Carter, DL
2018	Jimmy Moreland, DB D'Angelo Amos, RS
2017	Andrew Ankrach, DL
2013	Stephon Robertson, LB

Phil Steele Magazine

2018	Jimmy Moreland, DB (1st) D'Angelo Amos, RS (1st)
------	---

Athlon Sports

2018	Jimmy Moreland, DB (1st) D'Angelo Amos, RS (1st)
------	---

College Sporting News

2015	Vad Lee, QB (HM)
2009	Arthur Moats, DE Dorian Brooks, OG Scotty McGee, KR
2008	Rodney Landers, QB Scott Lemn, OC Scotty McGee, RS Sam Daniels, DT (HM)
2007	Tony LeZotte, FS John Baranowsky, DT
2006	Akeem Jordan, LB (Def. Player of Year) Kevin Winston, DE

The Sporting News

1982	Gary Clark, WR (HM)
------	---------------------

Football News

1987	Carlo Bianchini, OG (2nd)
------	---------------------------

Football Quarterly

1995	David Bailey
------	--------------

ESPN/Sportsticker

1997	Tony Booth, FS (2nd)
------	----------------------

I-AA.org

2005	Matt Magerko, OG (3rd)
2004	Tony LeZotte, FS (1st)

CollegeSportsReport.com

2005	Matt Magerko, OG (1st) Tony LeZotte, FS (2nd) Clint Kent, CB (3rd)
2004	Tony LeZotte, FS (Freshman of Year)

Sports Xchange

2005	Matt Magerko, OG (1st)
------	------------------------

College Division Associated Press

1978	Rick Booth, OG (2nd) Ray Moore, DL (HM)
1977	Woody Bergeria, DL (HM)
1976	Bob Logan, DB (HM)
1975	Woody Bergeria, DL (HM) Dewey Windham, LB (HM)
1974	Bernard Slayton, TB (HM)

College Division Kodak/AFCA

1978	Rick Booth, OG (1st)
1977	Woody Bergeria, DL (1st)

Postseason Awards

Players of the Year Colonial Athletic Association

2019	Ron'Dell Carter, DL (def.) Ben DiNucci, QB (off.)
2018	Jimmy Moreland, CB (def.)
2017	Andrew Ankrah, DL (def.) John Miller, WR (specialist)
2016	Bryan Schor, QB (off.) Rashard Davis, WR (specialist)
2015	Vad Lee, QB (off.)
2013	Stephon Robertson, LB (def.)
2012	Stephon Robertson, LB (def.)
2010	Stephon Robertson, LB (def. rookie)
2009	Arthur Moats, DE (def.) Justin Thorpe, QB (off.)
2008	Rodney Landers, QB (off.) Scotty McGee, CB (specialist) Pat Williams, SS (def. rookie)
2007	Tony LeZotte, FS (def.)

Atlantic 10

2006	Akeem Jordan, LB (def.)
2005	Tony LeZotte, FS (def.)
2004	Tony LeZotte, FS (co-rookie)
2001	Derrick Lloyd, LB (co-def.)
1999	Curtis Keaton, TB (off.) Chris Morant, DE (def.)

ECAC

2019	Ron'Dell Carter, DL (def.)
2013	Stephon Robertson, LB (def.)
2008	Rodney Landers, QB (off.)

Richmond Touchdown Club

1985	Charles Haley, LB (def.)
1975	Ron Stith, TB (college division)

Roanoke Times & World News

2018	Jimmy Moreland, CB (def.)
2016	Bryan Schor, QB (off.)
2014	Vad Lee, QB (off.)
2013	Stephon Robertson, LB (def.)
2008	Rodney Landers, QB (off.)
2004	Tony LeZotte, FS (def.)
1990	Eupton Jackson, FS (def.)
1985	Charles Haley, LB (def.)
1982	Gary Clark, WR (off.)

VaSID

2016	Bryan Schor, QB (off.)
2015	Vad Lee, QB (off.)
2014	Vad Lee, QB (off.)
2013	Stephon Robertson, LB (def.)
2009	Arthur Moats, DE (def.)
2008	Rodney Landers, QB (off.)
2006	Akeem Jordan, LB (def.)
1994	Mike Cawley, QB

Walter Payton Award

2017	Bryan Schor, QB (finalist)
2016	Bryan Schor, QB (finalist)
2014	Vad Lee, QB (finalist)
2008	Rodney Landers, QB (runner-up)
2006	Justin Rascati, QB (finalist)
1999	Curtis Keaton, TB (finalist)

Buck Buchanan Award

2019	Ron'Dell Carter, DL (top-3 finalist) John Daka, DL (finalist)
2018	Jimmy Moreland, CB (finalist)
2017	Andrew Ankrah, DL (third place)
2013	Stephon Robertson, LB (runner-up)
2012	Stephon Robertson, LB (finalist)
2009	Arthur Moats, DE (winner)
2008	Marcus Haywood, FS (finalist)
2007	Tony LeZotte, FS (finalist)
2006	Akeem Jordan, LB (runner-up)
2001	Derrick Lloyd, LB (winner)
2000	Chris Morant, DE (finalist)
1999	Derrick Pack, LB (finalist)

FCS ADA Defensive Player of the Year

2017	Andrew Ankrah, DL (winner)
------	----------------------------

Bill Dudley Award

2019	Ron'Dell Carter, DL (finalist)
2018	Jimmy Moreland, CB (finalist)
2016	Bryan Schor, QB (winner)
2015	Vad Lee, QB (winner) - <i>first back-to-back winner</i>
2014	Vad Lee, QB (winner)
2013	Stephon Robertson, LB (winner)
2012	Stephon Robertson, LB (finalist)
2009	Arthur Moats, DE (finalist)
2008	Rodney Landers, QB (winner)
2006	Akeem Jordan, LB (finalist)
1999	Curtis Keaton, TB (finalist)
1994	Mike Cawley, QB (finalist)
1991	Eriq Williams, QB (finalist)

Rimington Award (Center)

2008	Scott Lemn (winner)
------	---------------------

College Sporting News

2009	Arthur Moats, DE (winner)
2006	Akeem Jordan, LB (winner)

Coach of the Year

Challace McMillin (1972-84)

1982	Richmond Touchdown Club Suffolk Sports Club
1978	Richmond Touchdown Club Suffolk Sports Club
1975	District III (Kodak and American Football Coaches) VCAA Richmond Touchdown Club
1974	VCAA (co-coach)

Joe Purzycki (1985-90)

1987	Virginia Sports Information Directors
------	---------------------------------------

Rip Scherer (1991-94)

1994	Virginia Sports Information Directors Richmond Touchdown Club
1991	Virginia Sports Information Directors Richmond Touchdown Club

Mickey Matthews (1999-2013)

2008	The Sports Network (FCS national) Liberty Mutual (FCS national) Colonial Athletic Association
2006	Richmond Touchdown Club (state)
2004	American Football Coaches (Division I-AA national) CollegeSportsReport.Com (Division I-AA national) Norfolk Sports Club (state) Portsmouth Sports Club (state) Virginia Sports Information Directors (state)
1999	The Sports Network (Division I-AA national) Atlantic 10

Mike Houston (2016-18)

2017	Touchdown Club of Richmond (state) Virginia Sports Information Directors (state) Norfolk Sports Club (state)
2016	American Football Coaches Association (FCS national) American Football Coaches Association (FCS regional) Colonial Athletic Association Metro New York Football Writers DC Touchdown Club Touchdown Club of Richmond (state) Virginia Sports Information Directors (state) Norfolk Sports Club (state)

Academic All-America

CoSIDA

1989	Mark Kiefer, DB (2nd)
1979	Ricky Leonard, DB (2nd)
1978	Warren Coleman, OT (1st) Joe Showker, PK (2nd)
1977	Warren Coleman, OT (2nd)

Academic All-District

CoSIDA

2015	Dominick Richards, OL (1st)
2005	Matt Magerko, OG (1st)

ADA Academic All-Star

2018	Riley Stapleton, WR
2015	Dominick Richards, OL
2005	Matt Magerko, OG

All-Conference

Colonial Athletic Association

2019	Ron'Dell Carter, DL (1st, Def. Player of the Year) Ben DiNucci, QB (1st, Off. Player of the Year) Percy Agyei-Obese, RB (1st) D'Angelo Amos, PR (1st); S (1st) John Daka, DL (1st) Liam Fornadel, OL (1st) Dimitri Holloway, LB (1st) Mac Patrick, OL (1st) Ethan Ratke, PK (1st) Adam Smith, S (1st) Brandon Polk, WR (2nd) Rashad Robinson, CB (2nd) Dylan Stapleton, TE (2nd) Mike Greene, DL (3rd) Jawon Hamilton, RB (3rd) Truvel Wilson, OL (3rd) Landan Word, LB (3rd)
------	---

2018	Jimmy Moreland, CB (1st, Def. Player of Year) D'Angelo Amos, PR (1st) Ron'Dell Carter, DL (1st) Robert Carter Jr., SPEC (1st) Adam Smith, S (1st) Liam Fornadel, OL (2nd) Dimitri Holloway, LB (2nd) Harry O'Kelly, P (2nd) Riley Stapleton, WR (2nd) John Daka, DL (3rd) Ben DiNucci, QB (3rd) Jawon Hamilton, KR (3rd) Mac Patrick, OL (3rd) Ethan Ratke, PK (3rd)
------	---

2017	Andrew Ankrah, DL (1st, Def. Player of Year) John Miller, RS (1st, Specialist of Year) Raven Greene, S (1st) Kyre Hawkins, LB (1st) Jimmy Moreland, CB (1st) Rashad Robinson, CB (1st) Simeyon Robinson, DL (1st) Aaron Stinnie, OL (1st) Jordan Brown, S (2nd) Jahee Jackson, OL (2nd) Harry O'Kelly, P (2nd) Bryan Schor, QB (2nd, Chuck Boone Leadership) Terrence Alls, WR (3rd) Darrious Carter, DL (3rd) Brandon Hereford, LB (3rd) Trai Sharp, RB (3rd)
------	---

2016	Bryan Schor, QB (1st, Off. Player of Year) Rashard Davis, RS (1st, Specialist of Year) Khalid Abdullah, RB (1st) Andrew Ankrah, DL (1st) Raven Greene, S (1st) Mitchell Kirsch, OL (1st) Jonathan Kloosterman, TE (1st) Brandon Ravenel, WR (1st) Taylor Reynolds, CB (1st) Aaron Stinnie, OL (1st) Matt Frank, OL (2nd) Gunnar Kane, P (2nd) Gage Steele, LB (2nd) Terrence Alls, WR (3rd)
------	--

2015	Andrew Ankrah, LB (1st) Mitchell Kirsch, OL (1st) Vad Lee, QB (1st) Brandon Ravenel, WR (1st) Taylor Reynolds, CB (1st) Deane Cheatham, TE (2nd) Raven Greene, S (2nd) Cardon Johnson, RB (2nd) Alex Mosley, DL (2nd) Gunnar Kane, P (3rd)
------	---

2014	Sage Harold, DL (1st) Dean Marlowe, S (1st) Daniel Brown, WR (2nd) Mitchell Kirsch, OL (2nd) Vad Lee, QB (2nd) Taylor Reynolds, CB (2nd) Brandon Lee, DL (3rd)
2013	Stephon Robertson, LB (1st) Dae'Quan Scott, RB (1st) Jordan Stanton, DT (1st) Dean Marlowe, S (2nd); PR (3rd) Tyler Snow, DE (2nd) Gage Steele, LB (3rd)
2012	Dean Marlowe, S (1st)

	Stephon Robertson, LB (1st) Ryan Smith, PR (1st) Earl Watford, OG (1st) Brian Barlow, HB/TE (2nd) Dae'Quan Scott, RB (2nd) Cameron Starke, PK (2nd) Jakarie Jackson, S (3rd) David Skahn, P (3rd) Tyler Snow, DL (3rd)
2011	D.J. Bryant, DL (1st) Stephon Robertson, LB (1st) Earl Watford, OL (1st) Roane Babington, OL (2nd) Brian Barlow, HB/TE (2nd) David Skahn, P (2nd) Dae'Quan Scott, RB & KR (2nd) Pat Williams, LB (2nd) Kerby Long, WR (3rd) Dean Marlowe, DB (3rd) Lamar Middleton, DL (3rd)
2010	Ronnell Brown, DL (1st) Roane Babington, OL (2nd) Theo Sherman, OL (2nd) Jamal Sullivan, RB (2nd) Stephon Robertson, LB (3rd, Def. Rookie of the Year) Dae'Quan Scott, KR (3rd)
2009	Arthur Moats, DE (1st, Def. Player of the Year) Dorian Brooks, OG (1st) Sam Daniels, DT (2nd) Scotty McGee, CB, KR, PR (2nd) Ronnell Brown, DT (3rd) Mike Caussin, TE (3rd) Rockeed McCarter, WR (3rd) Theo Sherman, OT (3rd) Pat Williams, LB (3rd)
2008	Rodney Landers, QB (1st, Off. Player of Year) Pat Williams, SS (Def. Rookie of Year) Marcus Haywood, FS (1st) Scott Lemn, OC (1st) Evan McCollough, CB (1st) Scotty McGee, PR (1st) Hassan Abdul-Wahid, DE (2nd) Terrence Apted, OT (2nd) Dorian Brooks, OG (2nd) Eugene Holloman, TB (2nd) Scotty McGee, KR (2nd, Specialist of Year) Sam Daniels, DT (3rd) Arthur Moats, DE (3rd) Theo Sherman, OT (3rd) Griff Yancey, FB/HB (3rd)
2007	John Baranowsky, DT (1st) Scott Lemn, OC (1st) Tony LeZotte, FS, (1st) Hassan Abdul-Wahid, DE (2nd) Justin Barnes, LB (2nd) Rodney Landers, QB (2nd) Evan McCollough, CB (2nd) Dave Stannard, PK (2nd) Terrence Apted, OT (3rd) L.C. Baker, WR, PR (3rd) Jason Pritchard, P (3rd)

Atlantic 10 Conference

2006	L.C. Baker, PR (1st) Corey Davis, OT (1st) Isaiah Dottin-Carter, LB (1st) Tony Jordan, LB (1st, Def. Player of Year) Eugene Holloman, TB (1st) Tony LeZotte, FS (1st) Kevin Winston, DE (1st) L.C. Baker, WR (2nd) John Baranowsky, DT (2nd) Phil Minfield, WS (2nd) Justin Rascati, QB (2nd) Chuck Suppon, DT (2nd) Ardon Bransford, WR (3rd) Mike Parham, OG (3rd) Jason Pritchard, P (3rd) David Rabil, PK (3rd)
2005	Tony LeZotte, FS (1st, Def. Player of Year) L.C. Baker, RS (1st) Clint Kent, CB (1st) Matt Magerko, OG (1st) Kevin Winston, DE (1st) Alvin Banks, TB (2nd) Isai Bradshaw, DE (2nd) Corey Davis, OT (2nd) Akeem Jordan, LB (2nd)

Postseason Awards

	Maurice Fenner, TB (3rd)
	Casime Harris, TE (3rd)
2004	Tony LeZotte, FS (1st)
	Matt Magerko, OG (1st)
	Kwynn Walton, LB (1st)
	Rodney McCarter, WS (2nd)
	Cortez Thompson, CB (2nd)
	Cortez Thompson, PR (2nd)
	Trey Townsend, LB (2nd)
	Frank Cobbs, DT (3rd)
	David Rabil, PK (3rd)
	Tom Ridley, TE (3rd)
2003	Nick Englehart, P (1st)
	Jerame Southern, DE (1st)
	Dennard Melton, LB (1st)
	Rodney McCarter, FS (3rd)
2002	Mike Connelly, RS (1st)
	Jerame Southern, DE (1st)
	Richard Hicks, DE (2nd)
	Leon Steinfeld, OC (2nd)
	Rondell Bradley, TB (3rd)
	Alan Harrison, WR (3rd)
	Dennard Melton, LB (3rd)
	Justin Ruffin, FS (3rd)
2001	Derrick Lloyd, LB (1st, co-Def. Player of Year)
	Derick Pack, LB (1st)
	Burke George, PK (3rd)
	Richard Hicks, DE (3rd)
2000	Ron Atkins, SS (1st)
	Jason Inskeep, OC (1st)
	Chris Morant, DE (1st)
	Derick Pack, LB (1st)
	Mark Coates, CB (2nd)
	Ulrick Edmonds, DT (2nd)
	Delvin Joyce, RS (2nd)
	Derrick Lloyd, LB (2nd)
	Murray Douglas, OT (3rd)
1999	Curtis Keaton, TB (1st, Off. Player of Year)
	Chris Morant, DE (1st, Def. Player of Year)
	Ron Atkins, FS (1st)
	Delvin Joyce, RS (1st)
	Mike Luckie, LB (1st)
	Derick Pack, LB (1st)
	Dee Shropshire, OG (1st)
	Jason Inskeep, OC (2nd)
	Jason Parmer, DE (2nd)
	Ulrick Edmonds, DT (3rd)
	Mike Glover, P (3rd)
	Mike Glover, PK (3rd)
1998	Tony Booth, FS (1st)
	Curtis Keaton, TB (2nd)
	Chris Wright, P (2nd)
	Chris Morant, DE (3rd)
1997	Tony Booth, FS (1st)
	Delvin Joyce, RS (1st)
	Nelson Garner, P (2nd)
	Nelson Garner, PK (3rd)

Yankee Conference

1996	Macey Brooks, WR (1st)
	Jay Jones, RS (1st)
	Ed Perry, TE (1st)
	John Coursey, PK (2nd)
	Nelson Garner, P (2nd)
	David Lee, SS (2nd)
	Jay Jones, WR (3rd)
	John Stein, FS (3rd)
1995	John Coursey, PK (1st)
	Ed Perry, TE (1st)
	Mike Cawley, QB (2nd)
	Jay Jones, WR (2nd)
	Brent Secrist, OG (2nd)
	Quincy Waller, CB (2nd)
	David Bailey, OC (3rd)
	Alonzo Bowler, LB (3rd)
	Nelson Garner, P (3rd)
	Lamont Gooding, DT (3rd)
	Mike Howard, DT (3rd)
1994	John Coursey, PK (1st)
	Ed Perry, TE (1st)
	Dwight Robinson, RS (1st)
	Dwight Robinson, CB (2nd)
	Tyrone Washington, DT (2nd)
	David Bailey, OC (3rd)
	Macey Brooks, WR (3rd)
	Mike Cawley, QB (3rd)
	Marcus Cuttino, DT (3rd)
	Clint Dunn, LB (3rd)

	Kelvin Jeter, TB (3rd)
	Brent Secrist, OT (3rd)
	Julius Williams, DE (3rd)
1993	David McLeod, WR (1st)
	Dwight Robinson, RS (1st)
	Dion Foxx, DE (2nd)
	Malik Moody, DT (2nd)
	Dwight Robinson, CB (3rd)
	Trey Weis, PK (3rd)

Virginia College Athletic Association

1975	Jeff Adams, OG (1st)
	Woody Bergeria, DL (1st)
	Ron Stith, TB (1st)
	Dewey Windham, LB (1st)
	Dale Eaton, DE (2nd)
	Brent Good, DB (2nd)
	Brian Grainer, OC (2nd)
	Tim Phillips, OT (2nd)
	Bernard Slayton, TB (2nd)
	Les Branich, QB (HM)
	Pat Cavanaugh, LB (HM)
	Rich Jackson, DE (HM)
1974	Les Branch, QB (1st)
	Bernard Slayton, TB (1st)
	Brent Good, DB (2nd)
	Brian Grainer, OC (2nd)
	Dewey Windham, LB (2nd)
	Mike Atalla, DB (HM)
	Woody Bergeria, DL (HM)
	Dale Eaton, DE (HM)
	Tim Phillips, OT (HM)
	Ron Stith, TB (HM)

ECAC Division I All-Stars

2019	Ron'Dell Carter, DL (1st, Def. Player of the Year)
	John Daka, DL (1st)
	Liam Fornadel, OL (1st)
	Mac Patrick, OL (1st)
	Ethan Ratke, PK (1st)
	Adam Smith, S (1st)
	Dimitri Holloway, LB (2nd)
2018	Ron'Dell Carter, DL (1st)
	Jimmy Moreland, CB (1st)
	Adam Smith, S (2nd)
2017	Andrew Ankrah, DL (1st)
	Rashad Robinson, CB (1st)
	Aaron Stinnie, OL (1st)
	Kyre Hawkins, LB (2nd)
	Jimmy Moreland, CB (2nd)
2015	Mitchell Kirsch, OL (1st)
	Vad Lee, QB (1st)
	Taylor Reynolds, CB (1st)
	Andrew Ankrah, LB (2nd)
2010	Ronnell Brown, DT (1st)
2009	Arthur Moats, DE (1st)
2008	Rodney Landers, QB (1st, Off. Player of Year)
	Marcus Haywood, FS (1st)
	Scott Lemn, OC (1st)
	Scotty McGee, RS (1st)
2007	Tony LeZotte, FS (1st)
	John Baranowsky, DT (1st)
2006	L.C. Baker, RS (1st)
	Akeem Jordan, LB (1st)
	Tony LeZotte, FS (1st)
	Kevin Winston, DE (1st)
	Corey Davis, OT (1st)
2005	Tony LeZotte, FS (1st)
	Matt magerko, OG (1st)
	Kevin Winston, DE (1st)
	L.C. Baker, RS (HM)
	Clint Kent, CB (HM)
2004	Tony LeZotte, FS (1st)
	Matt Magerko, OG (1st)
	Kwynn Walton, LB (1st)
2003	Nick Englehart, P (1st)
	Jerame Southern, DE (1st)
2001	Derrick Lloyd, LB (1st)
2000	Chris Morant, DE (1st)
	Derick Pack, LB (1st)
	Ron Atkins, SS (2nd)
	Jason Inskeep, OC (2nd)
1999	Curtis Keaton, TB (1st, co-off. player of year)
	Ron Atkins, FS (1st)
	Derick Pack, LB (1st)
	Delvin Joyce, RS (2nd)
	Chris Morant, DE (2nd)
	Mike Luckie, LB (2nd)
1998	Tony Booth, FS (1st)

	Delvin Joyce, RS (1st)
	Chris Wright, P (2nd)
1997	Tony Booth, FS (1st)
	Delvin Joyce, RS (1st)
	Carter Robertson, OT (2nd)
1996	John Coursey, PK (1st)
	Ed Perry, TE (1st)
	Jay Jones, WR (2nd)
1995	John Coursey, PK (2nd)
1994	Tyrone Washington, DT (1st)
	John Coursey, PK (2nd)
	Dwight Robinson, CB (2nd)
	Dwight Robinson, RS (2nd)
1993	Dion Foxx, DE (1st)
	Dwight Robinson, RS (1st)
	Trey Weis, PK (2nd)
1992	Chris Parrott, FS (1st)
	Brian Kagle, OG (2nd)
	Kenny Sims, TB (2nd)
1991	Shannon Vissman, LB (2nd)
1990	D.R. Carlson, OT (2nd)
	Eupton Jackson, FS (2nd)
1989	Scott Todd, P (2nd, tie)
1988	Steve Bates, DT (2nd)
1987	John Druett, P (1st)
	Carlo Bianchini, OG (2nd)
	Jim Eckenrode, DT (2nd)
1986	Marshall Barnes, FB (2nd)
	John Druett, P (2nd)
	Warren Marshall, RB (2nd)
1985	Charles Haley, LB (1st)
1984	Charles Haley, LB (HM)
	Mickey Stinnett, PK (HM)
1983	Mickey Stinnett, P (2nd)
1982	Gary Clark, WR (HM)
	Jon Craver, DT (HM)
1980	Mark Magaw, OC (1st)
	Scott Norwood, PK (1st)

ECAC Division III

1978	Rick Booth, OG (1st)
	Ray Moore, DE (1st)
Northeast Region (Football Weekly)	
2006	L.C. Baker, PR (1st)
	Akeem Jordan, LB (1st)
	Tony LeZotte, FS (1st)
	Kevin Winston, DE (1st)
	Corey Davis, OT (2nd)
	Chuck Suppon, DT (2nd)
	Isaiah Dottin-Carter, LB (2nd)
	L.C. Baker, WR (HM)
	Eugene Holloman, TB (HM)
	Justin Rascati, QB (HM)
2005	Tony LeZotte, FS (1st)
	Matt Magerko, OG (1st)
	Clint Kent, CB (2nd)
	Kevin Winston, DE (2nd)
	Akeem Jordan, LB (3rd)

All-State

VaSID

2018	Jimmy Moreland, CB (1st, Def. Player of the Year)
	Kyndel Dean, WR (Off. Rookie of the Year)
	D'Angelo Amos, RS (1st)
	Ron'Dell Carter, DL (1st)
	Robert Carter Jr., SPEC (1st)
	John Daka, DL (1st)
	Liam Fornadel, OL (1st)
	Dimitri Holloway, LB (1st)
	Ethan Ratke, PK (1st)
	Adam Smith, S (1st)
	Mac Patrick, OL (2nd)
2017	Andrew Ankrah, DL (1st)
	Jordan Brown, S (1st)
	Kyre Hawkins, LB (1st)
	Jahee Jackson, OL (1st)
	Marcus Marshall, RB (1st)
	Jimmy Moreland, CB (1st)
	Rashad Robinson, CB (1st)
	Simeyon Robinson, DL (1st)
	Aaron Stinnie, OL (1st)
	Raven Greene, S (2nd)
	Brandon Hereford, LB (2nd)
	Harry O'Kelly, P (2nd)
	Ethan Ratke, K (2nd)
	Bryan Schor, QB (2nd)
2016	Bryan Schor, QB (1st, Off. Player of the Year)

	Khalid Abdullah, RB (1st)
	Rashard Davis, RS (1st); WR (2nd)
	Raven Greene, S (1st)
	Mitchell Kirsch, OL (1st)
	Taylor Reynolds, CB (1st)
	Aaron Stinnie, OL (1st)
	Andrew Ankrah, DL (2nd)
	Matt Frank, OL (2nd)
	Gunnar Kane, P (2nd)
	Jonathan Kloosterman, TE (2nd)
	Brandon Ravenel, WR (2nd)
	Gage Steele, LB (2nd)
	Martez Stone, DL (2nd)
2015	Vad Lee, QB (1st, Off. Player of the Year)
	Andrew Ankrah, LB (1st)
	Mitchell Kirsch, OL (1st)
	Taylor Reynolds, CB (1st)
	Deane Cheatham, TE (2nd)
	Raven Greene, S (2nd)
2014	Vad Lee, QB (1st, Off. Player of the Year)
	Sage Harold, DL (1st)
	Dean Marlowe, S (1st)
	Deane Cheatham, TE (2nd)
	Mitchell Kirsch, OL (2nd)
	Taylor Reynolds, CB (2nd)
2013	Stephon Robertson, LB (1st, Def. Player of the Year)
	Dae'Quan Scott, RB (1st)
	Jordan Stanton, DT (1st)
	Josh Wells, OL (2nd)
	Dean Marlowe, S (2nd)
2012	Stephon Robertson, LB (1st)
	Earl Watford, OL (1st)
	Dae'Quan Scott, RB (2nd)
	Brian Barlow, TE (2nd)
	Tyler Snow, DT (2nd)
	Dean Marlowe, FS (2nd)
	Ryan Smith, RS (2nd)
2011	D.J. Bryant, DE (1st)
	Stephon Robertson, LB (1st)
	Earl Watford, OL (1st)
	Roane Babington, OL (2nd)
	Brian Barlow, TE (2nd)
	Dean Marlowe, S (2nd)
	Dae'Quan Scott, RB (2nd)
2010	Vidal Nelson, LB (1st)
	Roane Babington, OL (2nd)
	Ronnell Brown, DL (2nd)
	Stephon Robertson, LB (2nd)
	Jakarie Jackson, S (2nd)
	Dae'Quan Scott, RS (2nd)
2009	Arthur Moats, DE (1st, Def. Player of the Year)
	Dorian Brooks, OG (1st)
	Scotty McGee, RS (1st)
	Mike Caussin, TE (2nd)
	Sam Daniels, DT (2nd)
	Scotty McGee, CB (2nd)
	Theo Sherman, OT (2nd)
2008	Rodney Landers, QB (1st, Off. Player of Year)
	Terrence Apted, OT (1st)
	Marcus Haywood, FS (1st)
	Scott Lemn, OC (1st)
	Scotty McGee, RS (1st)
	Dorian Brooks, OG (2nd)
	Hassan Abdul-Wahid, DE (2nd)
	Eugene Holloman, TB (2nd)
	Evan McCollough, CB (2nd)
	Arthur Moats, DE (2nd)
	Theo Sherman, OT (2nd)
2007	Rodney Landers, QB (1st)
	Scott Lemn, OC (1st)
	Tony LeZotte, FS (1st)
	Terrence Apted, OT (2nd)
	John Baranowsky, DT (2nd)
	Marcus Haywood, SS (2nd)
2006	L.C. Baker, WR (1st)
	Corey Davis, OT (1st)
	Akeem Jordan, LB (1st, def. player of year)
	Tony LeZotte, FS (1st)
	Mike Parham, OG (1st)
	Justin Rascati, QB (1st)
	Kevin Winston, DE (1st)
	Isaiah Dottin-Carter, LB (2nd)
	Vernon Eason, OG (2nd)
	Eugene Holloman, TB (2nd)
	Phil Minafeld, WS (2nd)
	Jason Pritchard, P (2nd)
2005	Alvin Banks, TB (1st)
	Clint Kent, CB (1st)

Postseason Awards

<p>Tony LeZotte, FS (1st) Matt Magerko, OG (1st) Kevin Winston, DE (1st) L.C. Baker, RB (2nd) Corey Davis, OT (2nd) Casime Harris, TE (2nd) Akeem Jordan, LB (2nd)</p> <p>2004 Tony LeZotte, FS (1st) Matt Magerko, OG (1st) Kwynn Walton, LB (1st)</p> <p>2003 Nick Englehart, P (1st) Jerame Southern, DE (1st) Rodney McCarter, FS (1st) Dennard Melton, LB (1st)</p> <p>2002 Jerame Southern, DE (1st)</p> <p>2001 Derrick Lloyd, LB (1st) Derick Pack, LB (1st)</p> <p>2000 Ron Atkins, SS (1st) Jason Inskeep, OC (1st) Chris Morant, DE (1st) Derick Pack, LB (1st)</p> <p>1999 Ron Atkins, FS (1st) Curtis Keaton, TB (1st) Mike Luckie, LB (1st) Chris Morant, DE (1st) Derick Pack, LB (1st)</p> <p>1998 Tony Booth, FS (1st) Delvin Joyce, RS (1st) Earnest Payton, WR (1st)</p> <p>1997 Tony Booth, FS (1st) Delvin Joyce, RS (1st)</p> <p>1996 Macey Brooks, WR (1st) Bryan Jackson, OT (1st) Jay Jones, RS (1st) Ed Perry, TE (1st)</p> <p>1995 Mike Cawley, QB (1st, tie) John Coursey, PK (1st) Jay Jones, WR (1st) Ed Perry, TE (1st)</p> <p>1994 Mike Cawley, QB (1st, Player of Year) Ed Perry, TE (1st) Dwight Robinson, CB (1st) Dwight Robinson, RS (1st) Brent Secrist, OT (1st) Tyronne Washington, DT (1st)</p> <p>1993 Dion Foxx, DE (1st) David McLeod, WR (1st) Dwight Robinson, CB (1st) Dwight Robinson, RS (1st) Trey Weis, PK (1st)</p> <p>1992 Scott Frazier, P (1st) Brian Kagle, OG (1st) David McLeod, WR (1st) Chris Parrott, FS (1st) Kenny Sims, TB (1st) Derek Spangler, OT (1st)</p> <p>1991 Richard Bryant, LB (1st) David McLeod, WR (1st) Doug Murphy, OC (1st) Clive Pettis, NG (1st) Kenny Sims, TB (1st) Chris Thurman, OG (1st) Shannon Vissman, LB (1st)</p> <p>1990 Eric Baylor, OG (1st) D.R. Carlson, OT (1st) Eupton Jackson, FS (1st) Shannon Vissman, LB (1st)</p> <p>1989 Steve Bates, DL (1st) Richie Bresee, OG (1st) D.R. Carlson, OT (1st) Rob Howard, OC (1st) Eupton Jackson, FS (1st) Darryl Thompson, LB (1st) Scott Todd, P (1st)</p> <p>1988 Eupton Jackson, FS (1st) Greg Medley, FB (1st) Shawn Woodson, LB (1st)</p> <p>1987 Carlo Bianchini, OG (1st) John Druett, P (1st) Jim Eckenrode, DT (1st) Marty Fitzgerald, LB (1st) Roy Delph, OT (1st) Greg Medley, FB (1st) Shawn Woodson, LB (1st)</p> <p>1986 Warren Marshall, FB (1st) Carlo Bianchini, OG (1st) Marshall Barnes, DB (1st)</p>	<p>Greg Colvin, NG (1st) Dean McCullough, LB (1st)</p> <p>1984 Mickey Stinnett, tie for PK (1st)</p> <p>1983 John Blackwell, OG (1st) Gary Clark, WR (1st) Charles Haley, LB (1st) Mike Setser, DT (1st) Mickey Stinnett, P; tie for PK (1st)</p> <p>Roanoke Times & World News</p> <p>2018 No Team</p> <p>2017 Andrew Ankrah, DL (1st, Def. Player of the Year) Jordan Brown, DB (1st) Kyre Hawkins, LB (1st) Jahee Jackson, OT (1st) Marcus Marshall, RB (1st) Rashad Robinson, DB (1st) Aaron Stinnie, OT (1st) Raven Greene, DB (2nd) Jimmy Moreland, DB (2nd) Ethan Ratke, K (2nd) Simeyon Robinson, DL (2nd) Bryan Schor, QB (2nd)</p> <p>2016 Bryan Schor, QB (1st, Off. Player of the Year) Khalid Abdullah, RB (1st) Andrew Ankrah, DL (1st) Rashard Davis, RS (1st) Raven Greene, DB (1st) Mitchell Kirsch, OL (1st) Taylor Reynolds, DB (1st) Matt Frank, OG (2nd) Jonathan Kloosterman, TE (2nd) Aaron Stinnie, OT (2nd)</p> <p>2015 Andrew Ankrah, LB (1st) Mitchell Kirsch, OT (1st) Vad Lee, QB (1st) Taylor Reynolds, CB (1st) Deane Cheatham, TE (2nd) Alex Mosley, DL (2nd)</p> <p>2014 Vad Lee, QB (1st, Off. Player of the Year) Mitchell Kirsch, OT (1st) Sage Harold, DL (1st) Dean Marlowe, DB (1st) Taylor Reynolds, DB (2nd)</p> <p>2013 Stephon Robertson, LB (1st, Def. Player of the Year) Dae'Quan Scott, RB (1st) Jordan Stanton, DL (1st) Josh Wells, OT (2nd)</p> <p>2012 Dean Marlowe, S (1st) Stephon Robertson, LB (1st) Earl Watford, OL (1st) Dae'Quan Scott, RB (2nd) Brian Barlow, TE (2nd) Tyler Snow, DL (2nd)</p> <p>2011 D.J. Bryant, DL (1st) Stephon Robertson, LB (1st) Dae'Quan Scott, RB (2nd) Earl Watford, OG (2nd) Dean Marlowe, DB (2nd)</p> <p>2010 Roane Babington, OC (1st) Ronnell Brown, DL (1st) Theo Sherman, OT (2nd) Stephon Robertson, LB (2nd)</p> <p>2009 Arthur Moats, DE (1st) Theo Sherman, OT (1st) Dorian Brooks, OG (2nd) Mike Caussin, TE (2nd) Scotty McGee, CB (2nd)</p> <p>2008 Rodney Landers, QB (1st, Off. Player of Year) Terrence Apted, OT (1st) Scott Lemn, OC (1st) Scotty McGee, RS (1st) Hassan Abdul-Wahid, DE (2nd) Evan McCollough, CB (2nd) Theo Sherman, OT (2nd)</p> <p>2007 Terrence Apted, OT (1st) Rodney Landers, QB (1st) Tony LeZotte, FS (1st) John Baranowsky, DT (2nd) Scott Lemn, OC (2nd) Evan McCollough, CB (2nd)</p> <p>2006 Corey Davis, OT (1st) Akeem Jordan, LB (1st) Tony LeZotte, FS (1st) Justin Rascati, QB (1st) Kevin Winston, DE (1st) L.C. Baker, WR (2nd) Isaiah Dottin-Carter, LB (2nd)</p>	<p>Eugene Holloman, TB (2nd) Phil Minafeld, WS (2nd) Mike Parham, OG (2nd) Chuck Suppon, DT (2nd)</p> <p>2005 Alvin Banks, TB (1st) Tony LeZotte, FS (1st) Matt Magerko, OG (1st) Corey Davis, OT (2nd) Kevin Winston, DE (2nd) Clint Kent, CB (2nd)</p> <p>2004 Tony LeZotte, FS (1st, Def. Player of Year) Matt Magerko, OG (1st) Kwynn Walton, LB (1st) Frank Cobbs, DT (2nd) Trey Townsend, LB (2nd) Rodney McCarter, WS (2nd) Cortez Thompson, CB (2nd) Jerame Southern, DE (1st) Dennard Melton, LB (1st) Nick Englehart, P (2nd) Alan Harrison, WR (2nd) Rodney McCarter, FS (2nd) Jerame Southern, DE (1st) Richard Hicks, DE (2nd) Justin Ruffin, FS (2nd)</p> <p>2001 Derrick Lloyd, LB (1st) Derick Pack, LB (2nd)</p> <p>2000 Ron Atkins, SS (1st) Jason Inskeep, OC (1st) Chris Morant, DE (1st) Derick Pack, LB (1st) Mark Coates, CB (2nd)</p> <p>1999 Ron Atkins, FS (1st) Curtis Keaton, TB (1st) Chris Morant, DE (1st) Derick Pack, LB (1st) Dee Shropshire, OG (1st) Delvin Joyce, RS (2nd) Mike Luckie, LB (2nd)</p> <p>1998 Tony Booth, FS (1st) Delvin Joyce, RS (1st) Curtis Keaton, TB (2nd) Earnest Payton, WR (2nd)</p> <p>1997 Tony Booth, FS (1st) Nelson Garner, P (2nd) Delvin Joyce, RS (2nd) Earnest Payton, WR (2nd)</p> <p>1996 Macey Brooks, WR (1st) Ed Perry, TE (1st) Nelson Garner, P (2nd) Jay Jones, WR (2nd) David Lee, SS (2nd)</p> <p>1995 Jay Jones, WR (1st) Ed Perry, TE (1st) Quincy Waller, CB (1st) David Bailey, OC (2nd) Mike Cawley, QB (2nd) John Coursey, PK (2nd) Brent Secrist, OG (2nd) Mike Cawley, QB (1st) Kelvin Jeter, TB (1st) Ed Perry, TE (1st) Dwight Robinson, RS (1st) Macey Brooks, WR (2nd) David Bailey, OC (2nd) Brent Secrist, OT (2nd) Tyronne Washington, DT (2nd) Dwight Robinson, CB (2nd)</p> <p>1993 Dion Foxx, DE (1st) David McLeod, WR (1st) John Kraus, OG (2nd) Malik Moody, DT (2nd) Dwight Robinson, CB (2nd) Trey Weis, PK (2nd)</p> <p>1992 Scott Frazier, P (1st) David McLeod, WR (1st) Chris Parrott, FS (1st) Kenny Sims, TB (1st) Derek Spangler, OT (1st) Jim Chroniger, LB (2nd) Brian Kagle, OG (2nd) Don Phelps, CB (2nd) Dwight Robinson, RS (2nd) Eriq Williams, QB (2nd)</p> <p>1991 Richard Grevious, SS (1st) Kenny Sims, TB (1st) Chris Thurman, OG (1st)</p>	<p>Clive Pettis, NG (2nd) Shannon Vissman, LB (2nd) Eriq Williams, QB (2nd)</p> <p>1990 Eupton Jackson, FS (1st, Def. Player of the Year) D.R. Carlson, OT (1st) Eupton Jackson, FS (1st) Scott Todd, P (1st) Eric Baylor, OG (2nd) Shannon Vissman, LB (2nd)</p> <p>1989 Steve Bates, DL (1st) Richie Bresee, OG (1st) Rob Howard, OC (1st) Scott Todd, P (1st) D.R. Carlson, OT (2nd) Paul Fornadel, NG (2nd) Sonny Smith, LB (2nd)</p> <p>1988 Chris Schellhammer, OG (1st) Shawn Woodson, LB (1st) Greg Medley, RB (1st) Keith Thornton, WR (HM) Steve Bates, DT (HM) Greg Colvin, DT (HM) Eupton Jackson, FS (HM) Dan Kobosko, LB (HM) Scott Todd, P (HM)</p> <p>1987 Carlo Bianchini, OG (1st) John Druett, P (1st) Jim Eckenrode, DT (1st) Marty Fitzgerald, LB (1st) Rob Howard, OC (1st) Tony Graddy, HB (1st) Roy Delph, OT (HM) Tim Garrity, PK (HM) Chris Jacobs, SS (HM) Greg Medley, FB (HM) Neal Wilkinson, TE (HM) Shawn Woodson, LB (HM)</p> <p>1986 Warren Marshall, RB (1st) Carlo Bianchini, OG (1st) Shawn Woodson, LB (1st) Marshall Barnes, DB (2nd) Greg Colvin, NG (2nd) John Druett, P (2nd) Dean McCullough, LB (2nd) Marcus Adkins, DB (HM) Eric Green, QB (HM) Neal Wilkinson, TE (HM)</p> <p>1985 Charles Haley, LB (1st, Def. Player of the Year) Marshall Barnes, DB (2nd) Doug West, NG (2nd) Marcus Adkins, DB (HM) Kenny Dalton, OG (HM) Steve Hamm, OC (HM) Warren Marshall, RB (HM)</p> <p>1984 Charles Haley, LB (1st) Warren Marshall, RB (1st) Mickey Stinnett, PK (1st), P (HM) Greg Dyer, DT (2nd) Marshall Barnes, DB (2nd) Mike Setser, DT (HM) Greg Smith, OC (HM)</p> <p>1983 John Blackwell, OG (1st) Gary Clark, WR (1st) Charles Haley, LB (2nd) Mike Setser, DT (2nd) Mickey Stinnett, P, Pk (2nd)</p> <p>1982 Gary Clark, WR (1st, Off. Player of the Year) John Blackwell, OG (1st) Charles Haley, DE (1st) Jon Carver, DT (2nd) Jon Roddy, QB (2nd) Mickey Stinnett, PK (2nd) Mike Thurman, DB (2nd)</p> <p>1981 Greg Caldwell, P (1st) Nick Paulett, OG (1st) Bruce Morton, DB (2nd) Scott Norwood, PK (2nd)</p> <p>1980 Scott Norwood, PK (1st) John Kubesh, DL (2nd)</p>
--	--	--	---

Postseason Awards

JMU MVPs

Awards named for individuals beginning in 1999

Team – Dean Ehlers

Offensive - Gary Clark

Defensive - Charles Haley

Special Teams – Challance McMillin

2018	Ron'Dell Carter, DL Offense: Cardon Johnson, RB; Marcus Marshall, RB; Trai Sharp, RB Defense: Jimmy Moreland, CB Specialist: D'Angelo Amos; Robert Carter Jr. Entire Team
2017	Offense: Bryan Schor, QB Defense: Andrew Ankrah, DL; Jordan Brown, S; Kyre Hawkins, LB Specialist: Harry O'Kelly
2016	Bryan Schor, QB Offense: Khalid Abdullah, RB Defense: Raven Greene, S; Gage Steele, LB Specialist: Robert Carter Jr., CB; Rashard Davis, WR
2015	Vad Lee, QB Offense: Vad Lee, QB Defense: Taylor Reynolds, CB Specialist: Gunnar Kane, P
2014	Vad Lee, QB Offense: Vad Lee, QB Defense: Dean Marlowe, S Specialist: Justin Wellons, CB
2013	Stephon Robertson, LB Offense: Dae'Quan Scott, RB Defense: Jordan Stanton, DT Specialist: Connor Arnone, K
2012	Stephon Robertson, LB Offense: Dae'Quan Scott, RB Defense: Dean Marlowe, S Specialist: Chris Beaver, LS; Ryan Smith, RS
2011	Dae'Quan Scott, RB Offense: Justin Thorpe, QB Defense: D.J. Bryant, DE Specialist: Cameron Starke, K
2010	Jamal Sullivan, RB Offense: Dae'Quan Scott Defense: Pat Williams, LB; Stephon Robertson, LB Specialist: Dae'Quan Scott
2009	Arthur Moats, DE Offense: Mike Caussin, TE Rockeed McCarter, WR Defense: Sam Daniels, DT Specialist: Scotty McGee, CB
2008	Rodney Landers, QB Offense: Eugene Holloman, TB Defense: Marcus Haywood, FS Specialist: Scotty McGee, CB
2007	Rodney Landers, QB Tony LeZotte, FS Offense: Antoine Bolton, TB Defense: Justin Barnes, LB Specialist: Scotty McGee, CB
2006	Jon Rose, SS Akeem Jordan, LB Offense: Eugene Holloman, TB; Justin Rascati, QB Defense: Kevin Winston, DE Specialist: L.C. Baker, WR
2005	Clint Kent, CB Offense: Alvin Banks, TB Defense: Akeem Jordan, LB; Tony LeZotte, FS Specialist: L.C. Baker, WR
2004	Raymond Hines, TB Offense: Justin Rascati, QB Defense: Trey Townsend, LB Specialist: Rodney McCarter, WS
2003	Jerame Southern, DE Offense: Alvin Banks, TB Defense: Jerame Southern, DE Specialist: Nick Englehart, P
2002	Richard Hicks, DE Offense: Rondell Bradley, TB Alan Harrison, WR Defense: Jerame Southern, DE Specialist: Rodney McCarter
2001	Derrick Lloyd, LB Offense: Robert Carson, FB Defense: Derrick Lloyd, LB Specialist: Rodney McCarter
2000	Delvin Joyce, TB Offense: Delvin Joyce, TB Defense: Derick Pack, LB Specialist: Delvin Joyce, TB

1999	Curtis Keaton, TB Offense: Curtis Keaton, TB Defense: Chris Morant, DE Specialist: Delvin Joyce, TB
1998	Tony Booth, FS Offense: Curtis Keaton, TB Defense: Mike Masella, SS
1997	Tony Booth, FS Offense: Earnest Payton, WR Macey Brooks, WR; Jay Jones, WR
1996	Mike Cawley, QB
1995	Mike Cawley, QB
1994	Mike Cawley, QB
1993	David McLeod, WR
1992	Kenny Sims, TB
1991	Kenny Sims, TB; Eriq Williams, QB
1990	Defense: D.R. Carlson, OT Defense: Eupton Jackson, FS
1989	Offense: Greg Medley, RB Defense: Sonny Smith, LB
1988	Offense: Tim Garritty, PK Defense: Shawn Woodson, LB
1987	Offense: Eric Green, QB; Tony Graddy, HB Defense: Marty Fitzgerald, LB
1986	Offense: Warren Marshall, RB Defense: Dean McCullough, LB
1985	Offense: Warren Marshall, RB Defense: Charles Haley, LB
1984	Offense: Warren Marshall, RB Defense: Charles Haley, LB
1983	Offense: Gary Clark, WR Defense: Charles Haley, LB
1982	Offense: Gary Clark, WR Defense: Jon Craver, DT
1981	Offense: Nick Paulett, OG Defense: Clyde Hoy, LB
1980	Offense: Butch Robinson, TB; Frankie Walker, QB Defense: John Kubesh, NG
1979	Offense: Nick Paulett, OT Defense: Conrad Green, DB
1978	Offense: Nick Paulett, OT Defense: Dale Caparaso, LB; Ray Moore, DE
1977	Offense: John Bowers, QB; Shane Hast, FB Defense: Woody Bergeria, NG
1976	Offense: Ron Stith, TB Defense: Bob Logan, DB
1975	Offense: Ron Stith, TB Defense: Dewey Windham, LB
1974	Bernard Slayton, TB
1973	Len Fields, swingback
1972	Larry Crabill, swingback

Bob Yetzer Award (Leadership)

2018	Ron'Dell Carter, DL
2017	Raven Greene, S; John Miller, WR
2016	Gage Steele, LB
2015	Austin Lane, OL
2014	DeAndre' Smith, WR
2013	Tyler Snow, DE
2012	Brian Barlow, TE
2011	Pat Williams, LB; Vidal Nelson, LB
2010	Vidal Nelson, S
2009	Charlie Newman, TE
2008	Rodney Landers, QB
2007	John Baranowsky, DT
2006	Justin Rascati, QB
2005	Justin Rascati, QB
2004	Matt LeZotte, QB
2003	Dennard Melton, LB
2002	Reggie Taylor, SS
2001	Andrew Owen, DT; Jason Thompson, WR
2000	Zeb Clark, LB
1999	Jason Parmer, DE; Dee Shropshire, OG
1998	Mike Masella, SS
1997	Doug Bigelow, LB
1996	David Lee, SS
1995	Matt Ricciardi, OT
1994	Clint Dunn, LB
1993	Brad Morris, OC
1992	Brian Kagle, OG
1991	Clive Pettis, DT
1990	Eupton Jackson, FS
1989	Darryl Thompson, LB
1988	Greg Colvin, DT
1987	Carlo Bianchini, OG
1986	Marcus Adkins, CB
1985	Dan Robertson, WR
1984	Mike Setzer, DT
1983	Dave McKenna, TE
1982	Chuck May, TB
1981	John Skelly, DG

1980	Paul Barnes, OT
1979	Pat Nalls, DE
1978	John Bowers, QB

John Kraus Award (Spirit & Determination)

2018	Jake Brown, WR
2017	Brandon Hereford, LB
2016	Matt Frank, OL
2015	Ryan Maglio, K
2014	Daniel Brown, WR
2013	Pete Rose, S
2012	Ryan Smith, S
2011	Vidal Nelson, LB
2010	Nick Emmons, DL
2009	Mike Caussin, TE
2008	Hassan Abdul-Wahid, DE
2007	Nick Adams, WS
2006	Will Patrick, FB
2005	Matt Magerko, OG
2004	Trey Townsend, LB
2003	Tim Smith, DE
2002	Reggie Taylor, SS
2001	Zach Annon, OT
2000	Delvin Joyce, TB
1999	DeLane Fitzgerald, FB
1998	Tom Hamilton, WR
1997	Corey Clark, OC
1996	Chet Mitchell, OG
1995	David Byerly, OT

Doug West Award (Scout Team)

2018	Patrick Bentley, QB; Kelvin Azanama, LB; Michael Johnson, CB
2017	Joe Fishpaw, OL; Sam Kidd, S; Kyle Davis, LS
2016	J.T. Timming, OL; Devin Medley, LB; D'Angelo Amos, CB
2015	Jerry Reese, Jr., QB; David Allely, LB
2014	Hunter Etheridge, QB; Jake Marten, DE
2013	Matt Frank, OL; Cody Hendrickson, DT
2012	Mack Spees, QB; Justin Baker, DL
2011	Quintin Hunter, WR; Alex Mosley, DL
2010	Josh Hogan, DL
2009	Dae'Quan Scott, WR
2008	Justin Thorpe, QB
2007	Kerby Long, WR; Colin Fitz-Maurice, S
2006	Matt Goff, WR; Jonas Rawlins, LB
2005	Scotty McGee, RB; Michael Brown, LB
2004	Rodney Landers, QB; Adam Ford, CB
2003	Antoinne Bolton, TB; Will Patrick, LB
2002	Tahir Hinds, WR; Will Patrick, LB
2000	Joe Cromwell, WR; Trey Townsend, LB
1999	Luke Young, DT

Casey Carter Award (Academics)

2018	Adam Smith, S
2017	Terrence Aills, WR
2016	Simeyon Robinson, DL
2015	Dominick Richards, OL
2014	Kyre Hawkins, LB
2013	Dae'Quan Scott, RB
2012	Peter Rose, S
2011	D.J. Bryant, DE
2010	Jamal Sullivan, RB
2009	Dorian Brooks, OG
2008	Terrence Apted, OT
2007	Justin Barnes, LB; Marvin Brown, TE
2006	Isaiah Dottin-Carter, LB; Kevin Winston, DE
2005	Demetrius Shambley, DT
2004	Cortez Thompson, CB
2003	Jamaal Crowder, OT

Hess/Green Award (Overcoming Hardship)

2018	Cardon Johnson, RB
2017	Jonathan Kloosterman, TE
2016	Jonathan Kloosterman, TE; Bryan Schor, QB
2015	Cardon Johnson, RB
2014	Matt Williams, OL
2013	Scott Jones, OL
2012	Jamie Veney, LB
2011	Nick Emmons, DL
2010	Max Alexandre, DL
2009	Scotty McGee, CB
2008	Eugene Holloman, TB
2007	Terrence Apted, OT
2006	Kevin Winston, DE

Lineman of the Year

2018	Liam Fornadel, OT; Ron'Dell Carter, DE
2017	Aaron Stinnie, OT; Simeyon Robinson, DT
2016	Aaron Stinnie, OT; Martez Stone, DE
2013	Josh Wells, OT; Tyler Snow, DE
2012	Earl Watford, OG; Tyler Snow, DT
2011	Earl Watford, OG; D.J. Bryant, DE
2010	Theo Sherman, OT; Ronnell Brown, DT
2009	Dorian Brooks, OG; Sam Daniels, DT
2008	Scott Lemn, OC; Arthur Moats, DE
2007	Veron Eason, OG; John Baranowsky, DT

The Madison Man

2016	Brandon Ravenel, WR
------	---------------------

Rookie of the Year

2018	Kyndel Dean, WR
2017	Liam Fornadel, OL
2016	Cole Johnson, QB

Unsung Hero

2018	Hunter Etheridge, QB
2017	Taylor Woods, RB
2016	Daniel Schiele, TE

Iron Dukes Award

2018	Charles Tutt, CB
2017	Kyre Hawkins, LB
2016	Jonathan Kloosterman, TE

Jack Cavanaugh Award

2018	Hunter Etheridge, QB
------	----------------------

JMU Male Athlete of the Year

2018	Jimmy Moreland, CB
2017	Bryan Schor, QB
2016	Vad Lee, QB
2015	Vad Lee, QB
2014	Stephon Robertson, LB
2010	Arthur Moats, DE
2009	Rodney Landers, QB
2008	Tony LeZotte, FS
2006	Tony LeZotte, FS (co-winner)
2005	Matt Magerko, OL
2002	Derrick Lloyd, LB
2001	Delvin Joyce, RB
2000	Curtis Keaton, RB
1998	Tony Booth, DB
1996	Mike Cawley, QB
1990	Steve Bates, DL
1987	Warren Marshall, RB
1986	Charles Haley, LB
1985	Warren Marshall, RB
1984	Gary Clark, WR

JMU Male Scholar-Athlete of the Year

2017	Bryan Schor, QB
2016	Dominick Richards, OL
2009	Dave Stannard, PK
2006	Matt Magerko, OG
2005	Trey Townsend, LB
1997	Dirk Phillips, DL
1996	Carter Robertson, OL
1992	Shannon Vissman, LB
1990	Mark Kiefer, DB
1983	Jon Craver, DL

JMU Athletic Hall of Fame (Football Inductees)

2019	Tony LeZotte, FS (2004-07)
2018	Steve Bates, DL (1986-89) Akeem Jordan, LB (2003-06)
2016	Carlo Bianchini, OL (1984-87)
2014	Delvin Joyce, RB (1997-2000)
2012	Eriq Williams, QB (1989-92)
2011	Mike Cawley, QB (1993-95) Curtis Keaton, RB (1998-99)
2010	Clyde Hoy, OL (1978-81)
2007	Eupton Jackson, FS (1987-90)
2004	Woody Bergeria, DL (1973-76)
2001	Warren Marshall, RB (1982-86)
1998	Bernard Slayton, TB (1973-76)
1996	Charles Haley, LB (1982-85)
1995	Les Branich, QB (1972-75)
1994	Gary Clark, WR (1980-83) Challance McMillin, Coach (1972-84)
1993	Ron Stith, TB (1973-76)
1992	Scott Norwood, PK (1978-81)

All-Time Results

1972: 0-4-1

10/7	Shepherd JV	L, 0-6
10/14	@Salisbury State	L, 0-55
10/27	@Hampden-Sydney JV	T, 0-0
11/4	Fork Union Military	L, 0-45
11/11	Hargrave Military	L, 0-34
		0-140

1973: 4-5

9/22	Anne Arundel C.C.	W, 34-8
9/28	Hampden-Sydney JV	L, 14-17
10/6	@Hargrave Military	W, 16-6
10/13	Salisbury State	L, 7-42
10/20	Shepherd JV	W, 23-10
10/27	Massanutten Military	L, 6-17
11/3	@Fork Union Military	L, 20-24
11/10	@Staunton Military	L, 29-41
11/17	@Gallaudet	W, 40-12
		189-176

1974: 6-4 (3-2 VCAA)

9/21	@Washington & Lee *	W, 24-22
9/28	@Hampden-Sydney *	L, 0-35
10/5	@Shepherd	W, 22-11
10/12	Bridgewater *	W, 41-13
10/19	Frostburg State	L, 17-27
10/26	Emory & Henry *	W, 34-14
11/2	@Randolph-Macon *	L, 24-29
11/9	@Salisbury State	W, 20-17
11/16	Gallaudet	W, 75-15
11/22	Shippensburg	L, 7-21
		264-204

1975: 9-0-1 (5-0 VCAA)

VCAA Champion

9/13	@Glenville State	T, 0-0
9/20	Washington & Lee *	W, 21-16
9/27	Hampden-Sydney *	W, 3-0
10/4	Shepherd	W, 13-7
10/11	@Bridgewater *	W, 10-7
10/18	@Frostburg State	W, 21-20
10/25	@Emory & Henry *	W, 7-0
11/1	Randolph-Macon * #	W, 12-7
11/8	Salisbury State	W, 24-15
11/15	@Shippensburg	W, 14-3
		125-75

1976: 7-4

9/4	Glenville State	W, 30-14
9/11	@Emory & Henry	W, 26-20
9/18	Towson	W, 28-26
9/25	@Hampden-Sydney	L, 14-21
10/2	@Shepherd	L, 0-6
10/9	California (Pa.)	W, 35-17
10/16	@Davidson	W, 17-12
10/23	Frostburg State #	W, 44-7
10/30	@Randolph-Macon	L, 0-18
11/6	@Salisbury State	W, 38-36
11/13	Shippensburg	L, 17-21
		249-198

1977: 5-5

9/10	Emory & Henry	W, 7-3
9/17	@Towson	L, 7-13
9/24	Hampden-Sydney	W, 17-14
10/1	Shepherd	L, 0-10
10/8	@Mars Hill	L, 7-30
10/15	Salisbury State	W, 42-27
10/22	@Frostburg State	W, 18-0
10/29	Randolph-Macon #	W, 28-0
11/5	@Guilford	L, 0-16
11/12	@Shippensburg	L, 20-59
		146-172

1978: 8-2

9/9	Washington & Lee	W, 49-7
9/16	Towson	W, 21-14
9/23	@Hampden-Sydney	W, 21-16
9/30	Mars Hill	W, 24-14
10/7	@Salisbury State	L, 9-13
10/14	@William & Mary	L, 7-32
10/21	Frostburg State #	W, 28-6
10/28	@Randolph-Macon	W, 21-10
11/4	Shippensburg	W, 14-0
11/11	@Emory & Henry	W, 42-12
		236-124

1979: 4-6

9/1	Austin Peay	L, 6-10
9/8	@East Tennessee State	L, 0-31
9/15	@Towson	L, 8-18
9/22	Hampden-Sydney	W, 17-0
9/29	@Dayton	L, 15-35
10/6	@William & Mary	L, 0-33
10/13	@Virginia	L, 9-69
10/27	Randolph-Macon #	W, 54-0
11/3	@Shippensburg	W, 10-7
11/10	Morehead State	W, 16-3
		135-206

1980: 4-6

9/6	Appalachian State	L, 6-34
9/13	@Morehead State	L, 18-21
9/20	@Austin Peay	L, 3-21
9/27	@Virginia Tech	L, 6-38
10/4	@U.S. Merchant Marine	W, 20-6
10/11	Liberty	W, 30-14
10/25	Wofford	W, 3-0
11/1	@Lehigh	L, 14-31
11/8	East Tennessee State #	L, 23-28
11/15	Shippensburg	W, 19-14
		142-207

1981: 3-8

9/12	@Appalachian State	L, 0-45
9/19	Austin Peay	L, 7-13
9/26	@Liberty	W, 36-14
10/3	@Richmond	L, 7-24
10/10	C.W. Post	L, 36-37
10/17	Furman	L, 14-30
10/24	Hampton	L, 15-17
10/31	@William & Mary	L, 19-31
11/7	Towson #	W, 20-7
11/14	@Shippensburg	L, 27-33
11/21	@East Tennessee State	W, 17-14
		198-265

1982: 8-3

9/4	New Hampshire	L, 6-28
9/11	Appalachian State	W, 39-35
9/18	@Virginia	W, 21-17
9/25	East Tennessee State	W, 15-10
10/2	@Davidson	W, 35-7
10/16	@VMI	L, 7-35
10/23	William & Mary #	W, 24-18
10/30	@C.W. Post	W, 32-16
11/6	@Furman	L, 10-17
11/13	Shippensburg	W, 52-22
11/20	@Towson	W, 42-24
		283-229

1983: 3-8

9/10	@Appalachian State	W, 24-20
9/17	@Virginia	L, 14-21
9/24	Liberty	W, 44-35
10/1	Davidson #	W, 50-0
10/8	@Delaware State	L, 28-38
10/15	@William & Mary	L, 21-24
10/22	Lafayette	L, 14-31
10/29	Delaware	L, 23-26
11/5	@Richmond	L, 0-32
11/12	@Shippensburg	L, 9-29
11/19	Towson	L, 3-10
		230-266

1984: 6-5

9/1	Richmond	L, 12-43
9/15	@Delaware	L, 3-32
9/18	@Morehead State	W, 38-28
9/22	@Liberty	W, 52-43
9/29	William & Mary	L, 10-20
10/6	Delaware State	W, 20-19
10/13	@Davidson	W, 28-7
10/20	Northeastern #	L, 6-9
10/27	East Tennessee State	L, 6-9
11/10	VMI	W, 21-17
11/17	@Towson	W, 24-14
		220-241

1985: 5-6

9/7	@East Tennessee State	W, 14-9
9/14	Morehead State	W, 35-14
9/21	Liberty	L, 3-9
9/28	@William & Mary	L, 14-31
10/5	vs. Richmond ^	L, 15-38
10/12	@Lafayette	L, 13-20
10/19	@Appalachian State	L, 0-36
10/26	Davidson	W, 28-0
11/2	Georgia Southern #	W, 21-6
11/9	@VMI	L, 7-14
11/23	Towson	W, 13-0
		163-177

(^ - Norfolk, Va., Oyster Bowl)

1986: 5-5-1

9/6	Massachusetts	L, 14-16
9/13	@Morehead State	L, 24-27
9/20	@Liberty	L, 7-17
9/27	VMI	W, 39-7
10/4	St. Paul's	W, 62-0
10/18	Appalachian State #	L, 20-21
10/25	William & Mary	W, 42-33
11/1	@Northeastern	W, 15-2
11/8	East Tennessee State	W, 34-3
11/15	@Georgia Southern	L, 35-45
11/22	@Towson	T, 7-7
		299-178

1987: 9-3

NCAA Playoffs

9/5	Rhode Island	W, 38-0
9/12	@Appalachian State	L, 10-17
9/19	Morehead State	W, 44-10
9/26	@Massachusetts	W, 21-15
10/10	Richmond	W, 41-3
10/17	@VMI	W, 20-17
10/24	@William & Mary	W, 28-22
10/31	Towson #	W, 21-19
11/7	@Georgia Southern	L, 7-26
11/14	Northeastern	W, 13-3
11/21	@East Tennessee State	W, 28-24
11/28	@Marshall +	L, 12-41
		283-197

1988: 5-6

9/3	@Navy	L, 14-27
9/10	Appalachian State	L, 14-17
9/17	@Boston	W, 23-13
9/24	William & Mary	L, 3-10
10/1	Liberty	W, 31-28
10/15	@Northeastern	W, 29-13
10/22	VMI	W, 37-0
10/29	@Towson	L, 6-34
11/5	Georgia Southern #	L, 13-27
11/12	@Richmond	W, 25-13
11/19	@Virginia Tech	L, 6-27
		201-209

1989: 5-4-1

9/2	Bloomsburg	W, 48-3
9/9	@Massachusetts	T, 28-28
9/16	Richmond	W, 31-0
9/23	@Appalachian State	L, 14-23
9/30	@Liberty	L, 14-19
10/14	Towson	W, 41-6
10/21	VMI	W, 25-0
10/28	@Navy	W, 24-20
11/4	Georgia Southern #	L, 21-36
11/11	@William & Mary	L, 21-24
		267-159

1990: 5-6

9/8	Liberty	L, 19-22
9/15	@VMI	L, 21-24
9/22	@Richmond	W, 29-0
9/29	Newberry	W, 52-7
10/6	Northeastern #	W, 21-0
10/13	@Towson	W, 21-14
10/20	Youngstown State	L, 15-31
10/27	@Navy	W, 16-7
11/3	@Georgia Southern	L, 13-31
11/10	William & Mary	L, 21-31
11/17	Appalachian State	L, 0-24
		228-191

1991: 9-4

NCAA Playoffs

8/31	@Virginia Tech	L, 12-41
9/7	Central Florida	W, 49-31
9/21	@Appalachian State	W, 31-8
9/28	@William & Mary	W, 29-28
10/5	Massachusetts	W, 24-7
10/12	Towson	W, 55-31
10/19	Georgia Southern	L, 21-24
10/26	Richmond #	W, 47-42
11/2	@Liberty	W, 35-34
11/9	@Youngstown State	L, 21-28
11/23	@Northeastern	W, 27-10
11/30	@Delaware +	W, 42-35 (2OT)
12/7	Samford +	L, 21-24
		414-343

1992: 4-7

9/5	@Virginia Tech	L, 20-49
9/12	@Richmond	L, 40-49
9/19	Hofstra	W, 38-6
9/26	@Youngstown State	W, 52-49
10/3	Northeastern #	W, 35-34
10/10	Appalachian State	L, 21-27
10/17	@Georgia Southern	L, 17-24
10/24	@Towson	L, 21-28
10/31	William & Mary	W, 21-14
11/7	Liberty	L, 31-34
11/14	@Central Florida	L, 37-41
		333-355

All-Time Results

1993: 6-5 (4-4 Yankee)

9/4	Lock Haven	W, 55-3
9/11	Richmond *	L, 13-20
9/18	@Connecticut *	L, 34-45
9/25	Jacksonville State	W, 35-14
10/2	@Massachusetts	L, 10-33
10/9	Delaware * #	W, 42-38
10/16	New Hampshire *	W, 45-21
10/30	@William & Mary *	L, 26-31
11/6	@Northeastern *	W, 52-21
11/13	@Villanova *	W, 42-3
11/20	Boston *	L, 21-24
		375-253

1994: 10-3 (6-2 Yankee)

NCAA Playoffs

Lambert Cup Champion

9/3	Buffalo	W, 35-0
9/10	Middle Tennessee St.	W, 24-22
9/17	@New Hampshire *	L, 24-27
10/1	@Boston *	W, 24-21
10/8	@Delaware *	W, 30-10
10/15	Villanova *	W, 31-23
10/22	William & Mary * #	W, 33-7
10/29	@Richmond *	W, 29-16
11/5	@VMI	W, 38-15
11/12	Connecticut *	W, 48-20
11/19	Northeastern *	L, 6-9 (OT)
11/26	Troy State +	W, 45-26
12/3	@Marshall +	L, 21-28 (OT)
		388-224

1995: 8-4 (6-2 Yankee)

NCAA Playoffs

9/2	Morgan State	W, 76-7
9/9	@William & Mary *	W, 24-17
9/16	McNeese State	L, 24-30
9/23	@Villanova *	W, 28-27 (OT)
9/30	@Maine *	W, 21-17
10/7	Boston *	W, 38-31
10/14	@New Hampshire	W, 23-19
10/21	Delaware * #	L, 19-48
10/28	Richmond *	L, 33-34
11/4	@Northeastern *	W, 27-13
11/11	Connecticut *	W, 24-16
11/25	@Appalachian State +	L, 24-31
		361-290

1996: 7-4 (5-3 Yankee)

9/7	Shippensburg	W, 30-0
9/14	@McNeese State	W, 24-10
9/21	@Boston *	W, 38-7
9/28	New Hampshire	L, 22-39
10/5	Maine * #	W, 31-7
10/12	William & Mary *	W, 26-21
10/19	@Richmond *	W, 31-27
10/26	@Delaware *	L, 13-27
11/2	Northeastern *	L, 7-31
11/9	@Connecticut *	W, 14-6
11/16	Villanova *	L, 23-40
		259-215

1997: 5-6 (3-5 Atlantic 10)

9/6	@Ball State	L, 6-24
9/13	East Tennessee State	W, 32-27
9/20	Massachusetts *	W, 13-10
9/27	@Maine *	W, 24-22
10/4	@Villanova *	L, 17-49
10/11	@William & Mary *	L, 25-38
10/18	Delaware * #	L, 27-49
10/25	Richmond *	L, 21-26
11/8	@Northeastern *	L, 17-41
11/15	Rhode Island *	W, 39-37 (3OT)
11/22	Boston	W, 31-14
		252-337

1998: 3-8 (2-6 Atlantic 10)

9/5	@Maryland	L, 15-23
9/12	Hofstra	L, 24-37
9/19	Villanova *	L, 30-34
9/26	Elon	W, 19-12
10/3	@Richmond *	L, 7-28
10/10	@Massachusetts *	L, 26-28
10/17	William & Mary * #	L, 12-24
10/24	Maine *	W, 34-28
10/31	@Rhode Island *	L, 21-28
11/7	Northeastern *	W, 31-17
11/21	@Delaware *	L, 14-28
		233-287

1999: 8-4 (7-1 Atlantic 10)

NCAA Playoffs

Atlantic 10 Co-Champion

9/4	@Virginia Tech	L, 0-47
9/11	Northeastern *	W, 29-21
9/18	@New Hampshire *	W, 35-28
9/25	Delaware *	W, 21-7
10/2	@Villanova *	W, 23-20
10/16	@William & Mary *	W, 30-20
10/23	Connecticut * #	W, 48-14
10/30	South Florida	W, 13-3
11/6	@Maine *	L, 20-26
11/13	Richmond *	W, 31-13
11/20	@Hofstra	L, 16-34
11/27	@Troy State +	L, 7-27
		273-260

2000: 6-5 (4-4 Atlantic 10)

9/2	Lock Haven	W, 72-0
9/9	Liberty	W, 38-7
9/16	@South Florida	L, 7-26
9/30	New Hampshire *	W, 24-13
10/7	Villanova * #	W, 57-23
10/14	@Rhode Island *	L, 6-7
10/21	William & Mary *	W, 28-14
10/28	@Delaware *	L, 14-33
11/4	Maine *	W, 22-7
11/11	@Richmond *	L, 2-21
11/18	@Northeastern *	L, 30-34
		300-185

2001: 2-9 (0-9 Atlantic 10)

9/1	Elon	W, 42-21
9/8	@New Hampshire *	L, 19-26
9/22	Rhode Island *	L, 12-16
9/29	@Maine *	L, 3-13
10/6	@Villanova *	L, 44-45 (2OT)
10/13	Richmond *	L, 17-20
10/20	@Massachusetts *	L, 20-43
11/3	Delaware * #	L, 3-28
11/10	@William & Mary *	L, 10-17
11/17	Northeastern *	L, 17-24
11/23	@Liberty	W, 14-7
		201-260

2002: 5-7 (3-6 Atlantic 10)

8/31	Hampton	L, 28-31
9/7	New Hampshire *	W, 20-14
9/14	Florida Atlantic	W, 16-13
9/21	@Hofstra *	W, 24-21 (2OT)
9/28	Villanova *	L, 26-30
10/5	Maine *	L, 6-17
10/12	@Delaware *	L, 10-23
10/19	@Richmond *	L, 0-26
10/26	Massachusetts * #	L, 7-14
11/2	@Rhode Island	W, 15-11
11/16	William & Mary *	W, 34-31 (OT)
11/23	@Northeastern *	L, 10-41
		196-272

2003: 6-6 (4-5 Atlantic 10)

8/30	Liberty	W, 48-6
9/6	@Virginia Tech	L, 0-43
9/20	Hofstra *	W, 23-20
9/27	@Massachusetts *	L, 26-31
10/4	@Villanova *	L, 14-38
10/11	Richmond * #	W, 34-14
10/18	@William & Mary *	W, 24-17
10/25	@Maine *	L, 13-20
11/1	Rhode Island *	W, 39-27
11/8	@New Hampshire *	L, 17-20
11/15	Charleston Southern	W, 45-7
11/22	Northeastern *	L, 24-41
		307-284

2004: 13-2 (7-1 Atlantic 10)

NCAA Division I-AA Champion

Lambert Cup Champion

ECAC Division I-AA Team of the Year

Atlantic 10 Tri-Champion

9/4	Lock Haven	W, 62-7
9/18	@Villanova *	W, 17-0
9/25	@West Virginia	L, 10-45
10/2	Hofstra *	W, 31-21
10/9	Massachusetts *	W, 28-7
10/16	@Maine *	W, 24-20
10/23	@Richmond *	W, 26-20
10/30	VMI #	W, 41-13
11/6	Delaware *	W, 20-13
11/13	William & Mary *	L, 24-27
11/20	@Towson *	W, 31-17
11/27	@Lehigh +	W, 14-13
12/4	@Furman +	W, 14-13
12/10	@William & Mary +	W, 48-34
12/17	vs. Montana + ^	W, 31-21
		421-268

^ - Finley Stadium - Chattanooga, Tenn.

2005: 7-4 (5-3 Atlantic 10)

9/3	Lock Haven	W, 56-0
9/10	@Coastal Carolina	L, 27-31
9/17	Delaware State	W, 65-7
10/1	@Hofstra *	W, 42-10
10/8	Maine *	W, 38-2
10/15	@Massachusetts *	L, 7-10
10/22	@Delaware *	L, 28-34
10/29	Richmond * #	L, 15-18
11/5	@William & Mary *	W, 30-29
11/12	Villanova *	W, 28-13
11/19	Towson *	W, 55-14
		391-168

2006: 9-3 (7-1 Atlantic 10)

NCAA Playoffs

9/2	Bloomensburg	W, 14-3
9/9	@Appalachian State	L, 10-21
9/23	Northeastern *	W, 52-14
9/30	@VMI	W, 45-7
10/7	Rhode Island *	W, 35-23
10/14	@New Hampshire *	W, 42-23
10/21	William & Mary * #	W, 31-17
10/28	@Richmond *	W, 27-10
11/4	Delaware *	W, 44-24
11/11	@Villanova *	L, 20-21
11/18	@Towson *	W, 38-3
11/25	@Youngstown State +	L, 31-35
		389-201

2007: 8-4 (6-2 CAA)

NCAA Playoffs

9/1	@North Carolina	L, 14-37
9/8	New Hampshire *	W, 41-24
9/15	VMI	W, 45-17
9/22	Coastal Carolina	W, 45-10
9/29	Villanova *	W, 35-7
10/6	@Northeastern *	W, 21-14
10/13	@Rhode Island *	W, 44-27
10/27	Richmond * #	L, 16-17
11/3	@Delaware *	L, 34-37
11/10	@William & Mary *	W, 55-34
11/17	Towson *	W, 23-12
11/24	@Appalachian State +	L, 27-28
		400-265

2008: 12-2 (8-0 CAA)

NCAA Playoffs

ECAC FCS Team of the Year

CAA Champion

8/30	@Duke	L, 7-31
9/6	N.C. Central	W, 56-7
9/13	Massachusetts *	W, 52-38
9/20	Appalachian State	W, 35-32
9/27	@Maine *	W, 24-10
10/4	Hofstra *	W, 56-0
10/11	@Richmond *	W, 38-31
10/25	@Villanova *	W, 23-19
11/1	Delaware * #	W, 41-7
11/15	William & Mary *	W, 48-24
11/22	@Towson *	W, 58-27
11/29	Wofford +	W, 38-35
12/6	Villanova +	W, 31-27
12/12	Montana +	L, 27-35
		524-323

2009: 6-5 (4-4 CAA)

9/12	@Maryland	L, 35-38 (OT)
9/19	VMI	W, 44-16
9/26	@Liberty	W, 24-10
10/3	@Hofstra *	L, 17-24
10/10	Richmond *	L, 17-21
10/17	Villanova * #	L, 0-27
10/24	@William & Mary *	L, 3-24
10/31	@Delaware *	W, 20-8
11/7	Maine *	W, 20-14
11/14	@Massachusetts *	W, 17-14
11/21	Towson *	W, 43-12
		242-208

All-Time Results

2010: 6-5 (3-5 CAA)

9/4	Morehead State	W, 48-7
9/11	@ Virginia Tech	W, 21-16
9/25	Liberty	W, 10-3
10/2	Delaware *	L, 10-13
10/9	@ Towson *	W, 17-13
10/16	New Hampshire * #	L, 14-28
10/23	@ Villanova *	L, 7-14
10/30	Massachusetts *	L, 14-21
11/6	@ Richmond *	L, 10-13 (OT)
11/13	William & Mary *	W, 30-24
11/20	@ Maine *	W, 14-10
		195-162

2011: 8-5 (5-3 CAA)

NCAA Playoffs

9/3	@ North Carolina	L, 10-42
9/10	Central Connecticut St.	W, 14-9
9/17	@ Liberty	W, 27-24
9/14	@ William & Mary *	W, 20-14
10/1	Richmond * #	W, 31-7
10/8	Maine *	L, 24-25 (OT)
10/15	Villanova *	W, 34-10
10/29	@ Old Dominion *	L, 20-23
11/5	@ New Hampshire *	L, 10-28
11/12	Rhode Island *	W, 31-13
11/19	@ Massachusetts *	W, 34-17
11/26	@ Eastern Kentucky +	W, 20-17
12/3	@ North Dakota St. +	L, 14-26
		289-255

2012: 7-4 (5-3 CAA)

9/1	Saint Francis (Pa.)	W, 55-7
9/8	Alcorn State	W, 42-3
9/15	vs. West Virginia ^	L, 12-42
9/22	@ Rhode Island *	W, 32-7
10/6	Towson *	W, 13-10
10/13	William & Mary *	W, 27-26 (2OT)
10/20	@ Richmond	L, 29-35
10/27	Georgia State * #	W, 28-21
11/3	@ Maine *	W, 31-7
11/10	@ Villanova *	L, 20-35
11/17	Old Dominion *	L, 28-38
		317-231

^ - FedEx Field - Washington, D.C.

2013: 6-6 (3-5 CAA)

8/31	Central Conn. St.	W, 38-14
9/7	@ Akron	L, 33-35
9/14	St. Francis (Pa.)	W, 24-20
9/21	Charlotte	W, 34-7
9/28	@ Delaware *	L, 22-29
10/5	Albany *	W, 40-13
10/12	Richmond *	W, 38-31
10/26	@ William & Mary *	L, 7-17
11/2	Villanova * #	W, 31-21
11/9	@ New Hampshire *	L, 17-33
11/16	Stony Brook *	L, 38-41
11/23	@ Towson *	L, 17-28
		339-289

2014: 9-4 (6-2 CAA)

NCAA Playoffs

8/30	@ Maryland	L, 7-52
9/6	@ Lehigh	W, 31-28
9/13	St. Francis (Pa.)	W, 38-22
9/20	@ Villanova *	L, 31-49
9/27	Delaware *	L, 23-30 (OT)
10/4	@ Albany *	W, 31-28
10/11	Towson *	W, 62-7
10/25	@ Charlotte	W, 48-40
11/1	William & Mary * #	W, 31-24
11/8	@ Stony Brook *	W, 27-24
11/15	@ Richmond *	W, 55-20
11/22	Elon *	W, 59-27
11/29	Liberty +	L, 21-26
		464-377

2015: 9-3 (6-2 CAA)

NCAA Playoffs

CAA Champion

9/5	Morehead State	W, 56-7
9/12	Lehigh	W, 55-17
9/19	Albany *	W, 42-28
9/26	@ SMU	W, 48-45
10/3	Stony Brook *	W, 38-20
10/10	@ Towson *	W, 51-30
10/17	@ Elon *	W, 51-0
10/24	Richmond * #	L, 49-59
10/31	@ William & Mary *	L, 41-44
11/14	@ Delaware *	W, 24-21
11/21	Villanova *	W, 38-29
12/5	Colgate +	L, 38-44
		531-344

2016: 14-1 (8-0 CAA)

NCAA Division I Champion

Lambert Cup Champion

CAA Champion

9/3	Morehead State	W, 80-7
9/10	Central Conn. State	W, 56-21
9/17	@ North Carolina	L, 28-56
9/24	@ Maine *	W, 31-20
10/1	Delaware *	W, 43-20
10/8	William & Mary *	W, 31-24
10/15	@ New Hampshire *	W, 42-39
10/29	Rhode Island * #	W, 84-7
11/5	@ Richmond *	W, 47-43
11/12	@ Villanova *	W, 20-7
11/19	Elon *	W, 63-14
12/3	New Hampshire +	W, 55-22
12/9	Sam Houston State +	W, 65-7
12/16	@ North Dakota State +	W, 27-17
1/7	vs. Youngstown State + ^	W, 28-14
		700-318

^ - Toyota Stadium - Frisco, Texas

2017: 14-1 (8-0 CAA)

NCAA Division I Finalist

CAA Champion

9/2	@ ECU	W, 34-14
9/9	ETSU	W, 52-10
9/16	Norfolk State	W, 75-14
9/23	Maine *	W, 28-10
9/30	@ Delaware *	W, 20-10
10/14	Villanova *	W, 30-8
10/21	at William & Mary *	W, 46-14
10/28	New Hampshire * #	W, 21-0
11/4	at Rhode Island *	W, 38-3
11/11	Richmond *	W, 20-13
11/18	at Elon *	W, 31-3
12/2	Stony Brook +	W, 26-7
12/8	Weber State +	W, 31-28
12/16	South Dakota State +	W, 51-16
1/6	vs. North Dakota State + ^	L, 13-17
		520-167

^ - Toyota Stadium - Frisco, Texas

2018: 9-4 (6-2 CAA)

NCAA Playoffs

9/1	@ NC State	L, 13-24
9/8	@ Norfolk State	W, 17-0
9/13	Robert Morris	W, 73-7
9/22	William & Mary *	W, 51-0
9/29	at Richmond *	W, 63-10
10/6	Elon *	L, 24-27
10/13	at Villanova *	W, 37-0
10/27	Stony Brook * #	W, 13-10
11/3	at New Hampshire *	L, 24-35
11/10	Rhode Island *	W, 48-31
11/17	at Towson *	W, 38-17
11/24	Delaware +	W, 20-6
12/1	at Colgate +	L, 20-23
		441-190

2019: 14-1 (8-0 CAA)

NCAA Playoffs

8/31	at West Virginia	L, 13-20
9/7	Saint Francis	W, 44-7
9/14	Morgan State	W, 63-12
9/21	at Chattanooga	W, 37-14
9/28	at Elon *	W, 45-10
10/5	at Stony Brook *	W, 45-38 (OT)
10/12	Villanova *	W, 38-24
10/19	at William & Mary *	W, 38-10
10/26	Towson * #	W, 27-10
11/9	New Hampshire *	W, 54-16
11/16	Richmond *	W, 48-6
11/23	at Rhode Island *	W, 55-21
12/7	Monmouth +	W, 66-21
12/13	Northern Iowa +	W, 17-0
12/21	Weber State +	W, 30-14
		620-223

Schedule Key

* - Conference Game

- Homecoming

+ - NCAA Playoffs

^ - Neutral-Site Game

All-Time Results

Year	Overall	Conference	Coach	Honors
1972	0-4-1	-----	Challace McMillin	
1973	4-5	-----	Challace McMillin	
1974	6-4	3-2	Challace McMillin	
1975	9-0-1	5-0	Challace McMillin	VCAA Champion
1976	7-4	-----	Challace McMillin	
1977	5-5	-----	Challace McMillin	
1978	8-2	-----	Challace McMillin	
1979	4-6	-----	Challace McMillin	
1980	4-6	-----	Challace McMillin	
1981	3-8	-----	Challace McMillin	
1982	8-3	-----	Challace McMillin	
1983	3-8	-----	Challace McMillin	
1984	6-5	-----	Challace McMillin	
1985	5-6	-----	Joe Purzycki	
1986	5-5-1	-----	Joe Purzycki	
1987	9-3	-----	Joe Purzycki	NCAA Playoffs
1988	5-6	-----	Joe Purzycki	
1989	5-4-1	-----	Joe Purzycki	
1990	5-6	-----	Joe Purzycki	
1991	9-4	-----	Rip Scherer	NCAA Playoffs/Second Round
1992	4-7	-----	Rip Scherer	
1993	6-5	4-4	Rip Scherer	
1994	10-3	6-2	Rip Scherer	NCAA Playoffs/Second Round, Lambert Cup Champion
1995	8-4	6-2	Alex Wood	NCAA Playoffs
1996	7-4	5-3	Alex Wood	
1997	5-6	3-5	Alex Wood	
1998	3-8	2-6	Alex Wood	
1999	8-4	7-1	Mickey Matthews	NCAA Playoffs, Atlantic 10 Co-Champion
2000	6-5	4-4	Mickey Matthews	
2001	2-9	0-9	Mickey Matthews	
2002	5-7	3-6	Mickey Matthews	
2003	6-6	4-5	Mickey Matthews	
2004	13-2	7-1	Mickey Matthews	NCAA Division I-AA Champion, Lambert Cup Champion, ECAC Division I-AA Team of the Year, Atlantic 10 Tri-Champion
2005	7-4	5-3	Mickey Matthews	
2006	9-3	7-1	Mickey Matthews	NCAA Playoffs
2007	8-4	6-2	Mickey Matthews	NCAA Playoffs
2008	12-2	8-0	Mickey Matthews	NCAA Playoffs/Semifinals, ECAC FCS Team of the Year, CAA Champion
2009	6-5	4-4	Mickey Matthews	
2010	6-5	3-5	Mickey Matthews	
2011	8-5	5-3	Mickey Matthews	NCAA Playoffs/Second Round
2012	7-4	5-3	Mickey Matthews	
2013	6-6	3-5	Mickey Matthews	
2014	9-4	6-2	Everett Withers	NCAA Playoffs
2015	9-3	6-2	Everett Withers	NCAA Playoffs/Second Round, CAA Co-Champion
2016	14-1	8-0	Mike Houston	NCAA Division I Champion, Lambert Cup Champion, CAA Champion
2017	14-1	8-0	Mike Houston	NCAA Division I Finalist, Lambert Cup Champion CAA Champion
2018	9-4	6-2	Mike Houston	NCAA Playoffs/Second Round
2019	14-1	8-0	Curt Cignetti	NCAA Division I Championship Game, CAA Champion
Total	331-216-4 (.604)	147-82 (.642)		

Single-Game Records

TEAM RECORDS

Rushing Yards

501 - vs. Frostburg State - 10/23/76

Most Rushes

84 - at Richmond - 9/22/90

Rushing Touchdowns

10 - vs. Morehead State - 9/3/16

Passing Yards

433 - at Richmond - 11/15/14

Completions

34 - at Villanova - 10/6/01

Passing Percentage

.941 (16-17) vs. Elon - 11/19/16

Passing Touchdowns

6 - JMU vs. New Hampshire - 12/3/16

Interceptions Thrown

6 - JMU vs. Delaware - 11/3/01

Total Offense

729 - at SMU - 9/26/15

Touchdowns

12 - vs. Rhode Island - 10/29/16

Made Field Goals

4 - vs. Elon - 10/6/18

4 - at William & Mary - 10/21/17

Plays

99 - vs. Delaware - 9/27/14

First Downs

40 - vs. Albany - 9/19/15

All-Purpose Yards

934 - vs. Lock Haven - 9/2/00

Punting Average

52.5 - at Youngstown State - 9/26/92

Punt Returns for TD's

2 - at Villanova - 10/13/18

2 - vs. Sam Houston State - 12/9/16

2 - vs. CCSU - 9/10/16

2 - at Virginia - 9/17/83

JMU Turnovers

8 - at Virginia - 10/13/79

8 - at Towson - 9/15/79

Opponent Turnovers

10 - vs. South Dakota State - 12/16/17

Interceptions Made

6 - vs. South Dakota State - 12/16/17 (*Division I record*)

6 - at Gallaudet - 11/17/73

JMU Fumbles

9 - vs. Davidson - 10/26/85

9 - vs. Liberty - 9/21/85

Lost - 6 - at Virginia - 10/13/79

Opponent Fumbles

11 - vs. Randolph-Macon - 10/27/79

Lost - 8 - vs. Emory & Henry - 10/26/74

Opponent Points

69 - at Virginia - 10/13/79

JMU Win Margin

77 - vs. Rhode Island (84-7) - 10/29/16

JMU Win Margin on Road

53 - at Richmond (63-10) - 9/29/18

Opponent Win Margin

60 - at Virginia (9-69) - 10/13/79

Penalties

15 - at UMass - 9/26/87

Yards Penalized

172 - at ECU - 9/2/17

1st-Quarter Points

28 - vs. Rhode Island - 10/29/16

28 - vs. Morehead State - 9/3/16

2nd-Quarter Points

35 - vs. Norfolk State - 9/16/17

35 - vs. Morgan State - 9/2/95

3rd-Quarter Points

30 - vs. South Dakota State - 12/16/17

4th-Quarter Points

28 - vs. Lock Haven - 9/2/00

1st-Half Points

52 - vs. Robert Morris - 9/13/18

52 - vs. Morehead State - 9/3/16

2nd-Half Points

42 - vs. Lock Haven - 9/2/00

Total Points

84 - vs. Rhode Island - 10/29/16

INDIVIDUAL RECORDS

Rushing Yards

276 - Vad Lee at SMU - 9/26/15

Rushing Attempts

38 - Curtis Keaton at Delaware - 11/21/98

Rushing Touchdowns

5 - Curtis Keaton vs. UConn - 10/23/99

5 - Kelvin Jeter vs. Morgan State 9/2/95

Rushing Long

95 - Joe Sparksman vs. W&M - 11/10/90

Passing Yards

433 - Vad Lee at Richmond - 11/15/14

Passing Completions

34 - Matt LeZotte at Villanova - 10/6/01

Passing Attempts

58 - Matt LeZotte at Villanova - 10/6/01

Passing Percentage (min. 15 pass attempts)

95.5 (21/22) - Bryan Schor vs. Rhode Island - 10/29/16

Passing Touchdowns

5 - Bryan Schor vs. ETSU - 9/9/17

5 - Bryan Schor vs. New Hampshire - 12/3/16

5 - Bryan Schor vs. Rhode Island - 10/29/16

5 - Vad Lee at Towson - 10/10/15

5 - Michael Birdsong vs. Stony Brook - 11/16/13

Passing Long

93 - Vad Lee to DeAndre' Smith at Richmond - 11/15/14

Single-Game Records

Interceptions Thrown

6 - Matt LeZotte vs. Delaware - 11/3/01

Receptions

13 - Earnest Payton at Rhode Island - 10/31/98

13 - Earnest Payton at UMass - 10/10/98

Receiving Yards

192 - David McLeod at Villanova - 11/13/93

Receiving Touchdowns

3 - Daniel Schiele vs. Rhode Island - 10/29/16

3 - Daniel Brown vs. Albany - 10/5/13

3 - Macey Brooks at Boston University - 9/21/96

3 - Macey Brooks at McNeese State - 9/14/96

3 - Gary Clark vs. Liberty - 9/24/83

3 - Gary Clark vs. C.W.Post - 10/10/81

Total Yards of Offense

565 - Vad Lee at SMU - 9/26/15

Total Plays

71 - Vad Lee at Villanova - 9/20/14

71 - Matt Lezotte at Villanova - 10/6/01

Run-Pass Touchdowns

6 - Vad Lee at Charlotte - 10/25/14

All-Purpose Yards

339 - Jay Jones at Richmond - 10/19/96

Points

30 - Curtis Keaton vs. UConn - 10/23/99

30 - Kelvin Jeter vs. Morgan State - 9/2/95

Points Kicking

16 - John Coursey vs. Morgan State - 9/2/95

Extra Points Made

12 - Tyler Gray vs. Rhode Island - 10/29/16

Extra Points Attempted

12 - Tyler Gray vs. Rhode Island - 10/29/16

Field Goals Made

4 - Ethan Ratke vs. Elon - 10/6/18

Field Goal Attempts

5 - Ethan Ratke vs. William & Mary - 9/22/18

5 - Burke George vs. Florida Atlantic - 9/14/02

5 - Mike Glover at Rhode Island - 10/14/00

5 - Scott Norwood vs. Morehead State - 11/10/79

Field Goal Long

53 - Mickey Stinnett vs. Richmond - 9/1/84

Punts

11 - Mike Glover at Richmond - 11/11/00

11 - Allen Leonard vs. Mars Hill - 9/30/78

11 - Winston Bersch vs. Frostburg State - 10/19/74

Punt Average (3 att.)

53.0 - John Druiett vs. Liberty - 9/21/85

Punt Long

73 - Nelson Garner vs. Boston Univ. - 10/7/95

73 - Scott Todd vs. App. State - 9/10/88

Kickoff Returns

7 - Griff Yancey at Delaware - 11/3/07

7 - Shaun Marshall vs. Delaware - 10/21/95

7 - John Allen at UConn - 9/18/93

Kickoff Return Yards

268 - Jay Jones at Richmond - 10/19/96

Kickoff Return Long

100 (TD) - Dejour Simmons vs. UR - 10/12/13

100 (TD) - Scotty McGee vs. Towson - 11/17/07

Kickoff Return TD's

1 - Devin Ravenel vs. Morgan State - 9/14/19

1 - Jawon Hamilton at Richmond - 9/29/18

1 - Brandon Ravenel vs. New Hampshire - 12/3/16

1 - Brandon Ravenel vs. Villanova - 11/21/15

1 - Charles Tutt at Towson - 10/10/15

1 - Dejour Simmons vs. UR - 10/12/13

1 - Scotty McGee vs. App. State - 9/20/08

1 - Scotty McGee vs. Towson - 11/17/07

1 - Scotty McGee at Youngstown State - 11/25/06

1 - Tony Booth vs. Northeastern - 11/7/98

1 - B.J. Thornley vs. Richmond - 10/25/97

1 - Jay Jones at Richmond - 10/19/96

1 - Shaun Marshall vs. Boston Univ. - 10/7/95

1 - Dwight Robinson vs. Villanova - 10/15/94

1 - Dwight Robinson at W&M - 10/30/93

1 - Dwight Robinson vs. Lock Haven - 9/4/93

1 - Gary Clark vs. Liberty - 9/24/83

Punt Returns

8 - L.C. Baker vs. Lock Haven - 9/4/04

Punt Return Yards

183 - D'Angelo Amos at Villanova - 10/13/18

183 - Gary Clark at Virginia - 9/17/83

Punt Return Long

89 - D'Angelo Amos at Villanova - 10/13/18

89 - Gary Clark at Virginia - 9/17/83

Punt Return TD's

2 - D'Angelo Amos at Villanova (89, 81) - 10/13/18

2 - Gary Clark at Virginia (87, 89) - 9/17/83

Tackles

26 - Clyde Hoy vs. Towson - 11/7/81

26 - Clyde Hoy at U.S. Merchant Marine - 10/4/80

Sacks

4.5 - Kwynn Walton vs. Virginia Military - 10/30/04

Interceptions Caught

3 - Jimmy Moreland vs. South Dakota State - 12/16/17

3 - Chris Jacobs vs. Georgia Southern - 11/2/85

3 - Bob Logan at Emory & Henry - 9/11/76

Interception Yards

101 - Taylor Reynolds at Richmond - 11/15/14

Interception Return Long

100 (TD) - Jimmy Moreland at Richmond - 9/29/18

100 (TD) - Tony LeZotte vs. Towson - 11/19/05

100 (Def. 2-Pt.) - Mike Masella vs. Villanova - 9/9/98

Interception Return TD

2 - Taylor Reynolds at Richmond - 11/15/14

Fumble Return TD

2 - Tom McGlooin vs. Randolph-Macon - 10/27/79

Fumble Return Yards

99 - Chris Morant vs. Northeastern 9/11/99

Total Defensive TD

2 - Taylor Reynolds (2 INT) at Richmond - 11/15/14

2 - Dennard Melton (INT, FR) vs. Lock Haven - 9/2/00

2 - Tom McGlooin (2 FR) vs. Randolph-Macon - 10/27/79

Team Single-Season Top-5 Lists

Points		Passing Yards		Punt Return Average	
700	2016	3,499	2014	26.7	2016
620	2019	3,487	2016	21.3	2018
534	2008	3,371	2017	18.6	1997
531	2015	3,362	2019	13.5	1999
516	2017	3,060	2015	13.0	2017
Points Per Game		Passing Average		Time of Possession	
46.7	2016	269.2	2014	33:20	2019
44.2	2015	255.0	2015	32:25	2011
41.3	2019	234.4	2013	31:44	2016
38.1	2008	232.5	2016	31:37	2004
35.7	2014	229.7	1995	31:25	2008
First Downs		Passing Touchdowns		Third Down Offense	
380	2016	34	2016	54%	2019
373	2019	31	2019	54%	2015
329	2015	30	2014	51%	2008
325	2017	28	2015	50%	2016
319	2004	27	2017	50%	2005
Rushing Yards		Total Offense		Third Down Defense	
4,125	2016	7,612	2016	29%	2019
3,959	2008	7,087	2019	30%	2017
3,725	2019	6,345	2015	30%	1994
3,285	2015	6,300	2014	31%	2018
3,194	2004	6,285	2017	32%	2001
Rushing Average		Total Offense Average		Fourth Down Offense	
282.8	2008	528.8	2015	91%	2005
275.0	2016	507.5	2016	88%	2019
273.8	2015	484.6	2014	74%	2008
265.1	2007	472.5	2019	65%	1995
265.1	1989	419.0	2017	60%	2004
Rushing Touchdowns		Interceptions		Fourth Down Defense	
50	2016	31	2017	21%	2003
43	2019	21	2016	27%	2009
43	2008	19	1978	38%	2011
37	2007	17	2019	38%	2004
37	2004	17	2004	40%	2017
		17	1997	40%	2012
		17	1987		
Yards Per Rush		Kick Return Average		Sacks	
5.7	2008			56	2004
5.5	2016	27.1	2006	51	2017
5.5	2015	25.5	2009	47	2006
5.3	2007	25.0	2019	46	2019
5.3	2006	24.4	1994	40	1977
5.3	2005	24.3	2015		

Team Single-Season Top-5 Lists

Total Touchdowns

94	2016
78	2019
71	2015
71	2008
64	2017

Field Goals

25	2019
23	2018
23	2017
15	2014
15	2011
15	1994

PAT Made

90	2016
77	2019
67	2015
66	2008
59	2017

Red Zone Scores

81	2016
72	2019
60	2017
59	2018
59	2015

Red Zone Touchdowns

68	2016
54	2019
48	2015
46	2008
45	2004

Score by Quarters

First	
212	2016
159	2019
152	2015
117	2008
113	2018

Second	
198	2019
181	2016
159	2017
152	2014
148	2008

Third	
159	2016
136	2017
130	2015
128	2008
122	2019

Fourth	
148	2016
141	2017
141	2008
135	2004
134	2019

Individual Top-10 Lists

<i>Game</i>	<i>Season</i>	<i>Career</i>
Rushing Yards <ol style="list-style-type: none"> 276 Vad Lee at SMU (9/26/15) 265 Cardon Johnson at ECU (9/2/17) 264 Warren Marshall vs. William & Mary (10/25/86) 251 Dae'Quan Scott at UMass (11/19/11) 247 Warren Marshall at Liberty (9/22/84) 241 Curtis Keaton vs. Villanova (9/19/98) 240 Kelvin Jeter vs. Troy State (11/26/94) 237 Curtis Keaton vs. Connecticut (10/23/99) 216 Ron Stith vs. California (Pa.) (10/9/76) 213 Jordan Anderson vs. Maine (10/8/11) 	Rushing Yards <ol style="list-style-type: none"> 1,809 Khalid Abdullah 2016 1,770 Rodney Landers 2008 1,719 Curtis Keaton 1999 1,304 Dae'Quan Scott 2011 1,284 Warren Marshall 1986 1,273 Rodney Landers 2007 1,199 Kenny Sims 1991 1,181 Warren Marshall 1985 1,157 Kenny Sims 1992 1,143 Percy Agyei-Obese 2019 	Rushing Yards <ol style="list-style-type: none"> 4,168 Warren Marshall 1982-86 3,678 Khalid Abdullah 2013-16 3,477 Rodney Landers 2005-08 3,332 Dae'Quan Scott 2009-13 2,783 Curtis Keaton 1998-99 2,745 Cardon Johnson 2015-18 2,694 Alvin Banks 2003-06 2,665 Kenny Sims 1989-92 2,534 Maurice Fenner 2003-06 2,322 Eriq Williams 1989-92
Rush Attempts <ol style="list-style-type: none"> 38 Curtis Keaton at Delaware (11/21/98) 36 Trai Sharp at Delaware (9/30/17) 36 Raymond Hines vs. William & Mary (11/13/04) 36 Kelvin Jeter vs. William & Mary (10/12/96) 35 Curtis Keaton vs. Villanova (9/19/98) 35 Kenny Sims at Central Florida (11/14/92) 34 Curtis Keaton vs. South Florida (10/30/99) 34 Curtis Keaton at New Hampshire (9/18/99) 34 Anthony Moore vs. Rhode Island (11/15/97) 33 Four times 	Rush Attempts <ol style="list-style-type: none"> 314 Curtis Keaton 1999 298 Khalid Abdullah 2016 268 Rodney Landers 2008 241 Percy Agyei-Obese 2019 239 Dae'Quan Scott 2013 237 Dae'Quan Scott 2011 223 Rodney Landers 2007 223 Curtis Keaton 1998 223 Warren Marshall 1986 219 Warren Marshall 1985 	Rush Attempts <ol style="list-style-type: none"> 737 Warren Marshall 1982-86 673 Khalid Abdullah 2013-16 642 Eriq Williams 1989-92 551 Alvin Banks 2003-06 540 Rodney Landers 2005-08 537 Curtis Keaton 1998-99 473 Maurice Fenner 2003-06 455 Cardon Johnson 2015-18 453 Butch Robinson 1977-80 448 Greg Medley 1986-89
Rushing Touchdowns <ol style="list-style-type: none"> 5 Curtis Keaton vs. Connecticut (10/23/99) 5 Kelvin Jeter vs. Morgan State (9/2/95) 4 Mike Cawley vs. Connecticut (11/12/94) 3 Many players tied 	Rushing Touchdowns <ol style="list-style-type: none"> 22 Khalid Abdullah 2016 20 Curtis Keaton 1999 19 Percy Agyei-Obese 2019 16 Rodney Landers 2008 14 Kenny Sims 1992 13 Khalid Abdullah 2015 12 Dae'Quan Scott 2011 12 Rodney Landers 2007 12 Mike Cawley 1994 11 Marcus Marshall 2017 11 Eriq Williams 1991 	Rushing Touchdowns <ol style="list-style-type: none"> 41 Khalid Abdullah 2013-16 32 Dae'Quan Scott 2009-12 32 Eriq Williams 1989-92 31 Rodney Landers 2005-08 30 Curtis Keaton 1998-99 29 Maurice Fenner 2003-06 29 Warren Marshall 1982-86 28 Alvin Banks 2003-06 26 Cardon Johnson 2015-18 25 Kenny Sims 1989-92
Passing Yards <ol style="list-style-type: none"> 433 Vad Lee at Richmond (11/15/14) 406 Vad Lee at Villanova (9/20/14) 398 Cole Johnson at New Hampshire (11/3/18) 388 Greg Maddox vs. Hofstra (9/12/98) 376 Matt LeZotte at Villanova (10/6/01) 371 Bryan Schor vs. New Hampshire (12/3/16) 359 Bryan Schor vs. Weber State (12/8/17) 355 Michael Birdsong vs. Stony Brook (11/16/13) 348 Eriq Williams vs. Richmond (10/26/91) 345 Tom Bowles at William & Mary (10/31/81) 	Passing Yards <ol style="list-style-type: none"> 3,462 Vad Lee 2014 3,222 Bryan Schor 2017 3,002 Bryan Schor 2016 3,237 Ben DiNucci 2019 2,813 Michael Birdsong 2013 2,459 Mike Cawley 1995 2,275 Ben DiNucci 2018 2,190 Vad Lee 2015 2,045 Justin Rascati 2006 2,045 Justin Rascati 2004 	Passing Yards <ol style="list-style-type: none"> 7,078 Bryan Schor 2014-17 6,482 Mike Cawley 1993-95 5,912 Justin Rascati 2004-06 5,652 Vad Lee 2014-15 5,512 Ben DiNucci 2018- 5,356 Eriq Williams 1989-92 4,863 Greg Maddox 1996-98 4,504 Matt LeZotte 2001-04 3,661 Justin Thorpe 2008-12 3,583 Tom Bowles 1979-83
Pass Attempts <ol style="list-style-type: none"> 58 Matt LeZotte at Villanova (10/6/01) 48 Cole Johnson at New Hampshire (11/3/18) 48 Mike Cawley vs. Delaware (10/21/95) 47 Vad Lee at Charlotte (10/25/14) 47 Greg Maddox vs. Hofstra (9/12/98) 45 Bryan Schor vs. Weber State (12/8/17) 44 Vad Lee vs. Delaware (9/27/14) 44 Mike Cawley at Connecticut (9/18/93) 43 Four times 	Pass Attempts <ol style="list-style-type: none"> 465 Vad Lee 2014 417 Bryan Schor 2017 376 Michael Birdsong 2013 361 Mike Cawley 1995 345 Ben DiNucci 2019 309 Ben DiNucci 2018 297 Bryan Schor 2016 297 Greg Maddox 1998 283 Justin Rascati 2004 268 Greg Maddox 1997 	Pass Attempts <ol style="list-style-type: none"> 863 Mike Cawley 1993-95 827 Bryan Schor 2014-17 769 Greg Maddox 1996-98 728 Justin Rascati 2004-06 705 Vad Lee 2014-15 654 Ben DiNucci 2018- 646 Matt LeZotte 2001-04 617 Eriq Williams 1989-92 584 Tom Bowles 1979-83 472 Justin Thorpe 2008-12

Individual Top-10 Lists

Game	Season	Career
Pass Completions 1. 34 Matt LeZotte at Villanova (10/6/01) 2. 32 Vad Lee at Charlotte (10/25/14) 3. 31 Cole Johnson at New Hampshire (11/3/18) 31 Mike Cawley vs. Delaware (10/21/95) 5. 30 Bryan Schor vs. New Hampshire (12/3/16) 6. 29 Michael Birdsong at Akron (9/7/13) 7. 28 Mike Cawley at Connecticut (9/18/93) 8. 27 Vad Lee at Richmond (11/15/14) 9. 26 Bryan Schor vs. Stony Brook (12/2/17) 26 Vad Lee vs. William & Mary (11/1/14) 26 Justin Thorpe at Rhode Island (9/22/12) 26 Matt LeZotte vs. Northeastern (11/22/03) 26 Greg Maddox vs. Hofstra (9/12/98)	Pass Completions 1. 282 Vad Lee 2014 2. 271 Bryan Schor 2017 3. 246 Ben DiNucci 2019 4. 227 Michael Birdsong 2013 5. 217 Bryan Schor 2016 6. 211 Ben DiNucci 2018 7. 196 Mike Cawley 1995 8. 185 Justin Rascati 2004 9. 164 Vad Lee 2015 164 Greg Maddox 1998	Pass Completions 1. 559 Bryan Schor 2014-17 2. 487 Justin Rascati 2004-06 3. 479 Mike Cawley 1993-95 4. 457 Ben DiNucci 2018- 5. 446 Vad Lee 2014-15 6. 405 Greg Maddox 1996-98 7. 358 Matt LeZotte 2001-04 8. 326 Eriq Williams 1989-92 9. 281 Justin Thorpe 2008-12 10. 268 Michael Birdsong 2012-13
Passing Touchdowns 1. 5 Bryan Schor vs. ETSU (9/9/17) 5 Bryan Schor vs. New Hampshire (12/3/16) 5 Bryan Schor vs. Rhode Island (10/29/16) 5 Vad Lee at Towson (10/10/15) 5 Michael Birdsong vs. Stony Brook (11/16/13) 6. 4 Ben DiNucci vs. Morgan State (9/14/19) 4 Ben DiNucci vs. Rhode Island (11/10/18) 4 Bryan Schor at Rhode Island (11/4/17) 4 Bryan Schor vs. Maine (9/23/17) 4 Bryan Schor at New Hampshire (10/15/16) 4 Vad Lee vs. Albany (9/19/15) 4 Vad Lee at Charlotte (10/25/14) 4 Eriq Williams vs. Richmond (10/26/91) 4 Eriq Williams at William & Mary (9/28/91) 4 Eriq Williams vs. Central Florida (9/7/91) 4 Eric Green vs. St. Paul's (10/4/86)	Passing Touchdowns 1. 30 Vad Lee 2014 2. 29 Bryan Schor 2016 3. 27 Ben DiNucci 2019 4. 26 Bryan Schor 2017 5. 22 Michael Birdsong 2013 6. 21 Vad Lee 2015 21 Rodney Landers 2008 8. 20 Justin Rascati 2006 9. 19 Eriq Williams 1991 10. 17 Justin Rascati 2005 17 Mike Cawley 1995 17 Eriq Williams 1992	Passing Touchdowns 1. 62 Bryan Schor 2014-17 2. 51 Vad Lee 2014-15 51 Justin Rascati 2004-06 4. 43 Ben DiNucci 2018- 5. 42 Mike Cawley 1993-95 6. 40 Eriq Williams 1989-92 7. 35 Rodney Landers 2005-08 8. 34 Greg Maddox 1996-98 9. 26 Michael Birdsong 2012-13 10. 25 Matt LeZotte 2001-04 25 Eric Green 1984-87
Receptions 1. 13 Earnest Payton at Massachusetts (10/10/98) 2. 13 Earnest Payton at Rhode Island (10/31/98) 3. 11 D.D. Boxley at Maine (10/16/04) 4. 10 Terrence Alls vs. Stony Brook (12/2/17) 10 Alan Harrison at Villanova (10/6/01) 10 Jay Jones vs. New Hampshire (9/28/96) 10 David McLeod vs. Boston (11/20/93) 10 David McLeod at Massachusetts (10/2/93) 10 Gary Clark at William & Mary (10/31/81) 10. 9 11 Players Tied	Receptions 1. 82 Earnest Payton 1998 2. 73 Brandon Polk 2019 3. 64 David McLeod 1993 4. 63 Jay Jones 1996 5. 62 Riley Stapleton 2018 6. 58 David McLeod 1992 7. 57 Brandon Ravenel 2015 57 Gary Clark 1983 9. 56 Macey Brooks 1996 10. 55 Riley Stapleton 2019 55 Terrence Alls 2017	Receptions 1. 185 Earnest Payton 1997-00 2. 160 Brandon Ravenel 2013-16 3. 159 Riley Stapleton 2016- 4. 158 David McLeod 1990-93 5. 155 Gary Clark 1980-83 6. 151 Jay Jones 1993-96 7. 123 Alan Harrison 2000-03 8. 118 Macey Brooks 1993-96 9. 113 Ed Perry 1993-96 10. 108 L.C. Baker 2004-07
Receiving Yards 1. 192 David McLeod at Villanova (11/13/93) 2. 189 Riley Stapleton vs. Weber State (12/8/17) 3. 187 David McLeod vs. New Hampshire (10/16/93) 5. 185 David McLeod at Youngstown State (9/26/92) 185 Gary Clark at Delaware State (10/8/83) 6. 184 David McLeod vs. Boston University (11/20/93) 7. 182 Gary Clark at William & Mary (10/31/81) 8. 181 Earnest Payton vs. Lock Haven (9/2/00) 9. 170 Gary Clark vs. C.W. Post (10/10/81) 10. 168 Rockeed McCarter vs. VMI (9/19/09)	Receiving Yards 1. 1,207 David McLeod 1993 2. 1,173 Brandon Polk 2019 3. 958 Gary Clark 1982 4. 933 David McLeod 1992 5. 921 Earnest Payton 1998 6. 885 Gary Clark 1983 7. 828 Macey Brooks 1996 8. 777 Earnest Payton 1997 9. 751 Jay Jones 1996 10. 720 Brandon Ravenel 2016	Receiving Yards 1. 2,899 David McLeod 1990-93 2. 2,863 Gary Clark 1980-83 3. 2,807 Earnest Payton 1997-00 4. 2,250 Brandon Ravenel 2013-16 5. 2,014 Macey Brooks 1993-96 6. 2,013 Riley Stapleton 2016- 7. 1,907 Alan Harrison 2000-03 8. 1,862 Jay Jones 1993-96 9. 1,637 Lindsay Fleshman 1997-00 10. 1,450 Daniel Brown 2011-14
Receiving Touchdowns 1. 3 Daniel Schiele vs. Rhode Island (10/29/16) 3 Daniel Brown vs. Albany (10/5/13) 3 Macey Brooks at Boston (9/21/96) 3 Macey Brooks at McNeese State (9/14/96) 3 Gary Clark vs. Liberty (9/24/83) 3 Gary Clark vs. C.W. Post (10/10/81) 7. 2 Many players tied	Receiving Touchdowns 1. 14 Macey Brooks 1996 2. 11 Brandon Polk 2019 3. 8 DeAndre' Smith 2014 8 Daniel Brown 2013 8 L.C. Baker 2006 8 David McLeod 1991 7. 7 Riley Stapleton 2018 7 Daniel Brown 2014 7 Jay Jones 1995 7 David McLeod 1992 7 Keith Thornton 1988	Receiving Touchdowns 1. 25 Macey Brooks 1993-96 2. 21 David McLeod 1990-93 3. 20 Riley Stapleton 2016- 4. 17 Daniel Brown 2011-14 5. 16 Gary Clark 1980-83 6. 15 Brandon Ravenel 2013-16 7. 14 Mike Caussin 2006-09 14 Alan Harrison 2000-03 14 Jay Jones 1993-96 10. 13 Rockeed McCarter 2006-09 13 L.C. Baker 2004-07 13 Earnest Payton 1997-00

Individual Top-10 Lists

<i>Game</i>	<i>Season</i>	<i>Career</i>
Total Offense	Total Offense	Total Offense
1. 565 Vad Lee at SMU (9/26/15)	1. 4,288 Vad Lee 2014	1. 8,241 Bryan Schor 2014-17
2. 478 Vad Lee at Villanova (9/20/14)	2. 3,797 Ben DiNucci 2019	2. 7,678 Eriq Williams 1989-92
3. 455 Vad Lee at Richmond (11/15/14)	3. 3,571 Bryan Schor 2016	3. 7,292 Vad Lee 2014-15
4. 418 Vad Lee vs. Richmond (10/24/15)	4. 3,544 Bryan Schor 2017	4. 7,249 Mike Cawley 1993-95
5. 408 Rodney Landers at Rhode Island (10/13/07)	5. 3,304 Rodney Landers 2008	5. 7,111 Justin Rascati 2004-06
6. 405 Matt LeZotte at Villanova (10/6/01)	6. 3,038 Michael Birdsong 2013	6. 6,765 Rodney Landers 2005-08
7. 404 Vad Lee at Charlotte (10/25/14)	7. 3,004 Vad Lee 2015	7. 6,505 Ben DiNucci 2018-
8. 402 Vad Lee vs. Morehead State (9/5/15)	8. 2,951 Rodney Landers 2007	8. 5,412 Justin Thorpe 2008-12
9. 399 Cole Johnson at New Hampshire (11/3/18)	9. 2,708 Ben DiNucci 2018	9. 4,825 Greg Maddox 1996-98
10. 391 Michael Birdsong vs. Stony Brook (11/16/13)	10. 2,624 Mike Cawley 1994	10. 4,623 Matt LeZotte 2001-04
Scoring (Rush + Rec + Ret + Kick)	Scoring (Rush + Rec + Ret + Kick)	Scoring (Rush + Rec + Ret + Kick)
1. 30 Curtis Keaton vs. Connecticut (10/23/99)	1. 152 Ethan Ratke 2019	1. 311 Ethan Ratke 2017-
30 Kelvin Jeter vs. Morgan State (9/2/95)	2. 150 Khalid Abdullah 2016	2. 270 Khalid Abdullah 2013-16
3. 24 Alvin Banks vs. Northeastern (9/23/06)	3. 132 Tyler Gray 2016	3. 258 Dae'Quan Scott 2009-13
24 Mike Cawley vs. Connecticut (11/12/94)	4. 126 Curtis Keaton 1999	4. 231 David Rabil 2003-06
24 Gary Clark vs. Liberty (9/24/83)	5. 114 Percy Agyei-Obese 2019	5. 224 Tyler Gray 2015-18
6. 20 Mike Cawley vs. Delaware (10/9/93)	6. 99 Ryan Maglio 2015	6. 220 John Coursey 1993-96
20 Eric Green vs. Morehead State (9/19/87)	99 Dave Stannard 2008	7. 215 Cameron Starke 2010-13
8. 18 Many players tied	8. 96 Rodney Landers 2008	8. 208 Warren Marshall 1982-86
	9. 91 Dave Stannard 2007	9. 204 Eriq Williams 1989-92
	10. 86 Ethan Ratke 2018	10. 194 Alvin Banks 2003-06
Touchdowns (Rush + Rec + Ret)	Touchdowns (Rush + Rec + Ret)	Touchdowns (Rush + Rec + Ret)
1. 5 Curtis Keaton vs. Connecticut (10/23/99)	1. 25 Khalid Abdullah 2016	1. 45 Khalid Abdullah 2013-16
5 Kelvin Jeter vs. Morgan State (9/2/95)	2. 21 Curtis Keaton 1999	2. 43 Dae'Quan Scott 2009-13
3. 4 Alvin Banks vs. Northeastern (9/23/06)	3. 19 Percy Agyei-Obese 2019	3. 34 Warren Marshall 1982-86
4 Mike Cawley vs. Connecticut (11/12/94)	4. 16 Rodney Landers 2008	4. 33 Eriq Williams 1989-92
4 Gary Clark vs. Liberty (9/24/83)	5. 14 Macey Brooks 1996	5. 32 Alvin Banks 2003-06
6. 3 Many players tied	14 Kenny Sims 1992	6. 31 Rodney Landers 2005-08
	7. 13 Khalid Abdullah 2015	31 Curtis Keaton 1998-99
	13 Dae'Quan Scott 2013	8. 29 Cardon Johnson 2015-18
	13 Dae'Quan Scott 2011	29 Maurice Fenner 2003-06
	13 Griff Yancey 2008	10. 25 Macey Brooks 1993-96
		25 Kenny Sims 1989-92
All-Purpose Yards	All-Purpose Yards	All-Purpose Yards
1. 339 Jay Jones at Richmond (10/19/96)	1. 2,024 Curtis Keaton 1999	1. 5,659 Delvin Joyce 1997-2000
2. 323 Griff Yancey at Delaware (11/3/07)	2. 1,992 Khalid Abdullah 2016	2. 4,704 Dae'Quan Scott 2009-13
3. 322 Delvin Joyce vs. East Tennessee State (9/13/97)	3. 1,770 Rodney Landers 2008	3. 4,621 Warren Marshall 1982-86
4. 276 Vad Lee at SMU (10/26/15)	4. 1,741 Delvin Joyce 1998	4. 4,077 Khalid Abdullah 2013-16
5. 266 Rodney Stockett at Georgia Southern (11/15/86)	5. 1,563 Delvin Joyce 1997	5. 3,963 Gary Clark 1980-83
6. 265 Delvin Joyce vs. Delaware (10/18/97)	6. 1,545 Dae'Quan Scott 2011	6. 3,562 Rodney Landers 2005-08
7. 264 Warren Marshall vs. William & Mary (10/25/86)	7. 1,515 Jay Jones 1996	7. 3,384 Earnest Payton 1997-2000
8. 263 Brandon Ravenel vs. New Hampshire (12/3/16)	8. 1,495 Gary Clark 1983	8. 3,369 Rodney Stockett 1984-87
9. 262 Delvin Joyce vs. Villanova (10/7/00)	9. 1,488 Dae'Quan Scott 2013	9. 3,263 Alvin Banks 2003-06
10. 256 Gary Clark vs. Appalachian State (9/11/82)	10. 1,465 Warren Marshall 1986	10. 3,214 Cardon Johnson 2015-18
Kickoff Return Yards	Kickoff Return Yards	Kickoff Return Yards
1. 268 Jay Jones at Richmond (10/19/96)	1. 737 Jay Jones 1996	1. 2,166 Scotty McGee 2006-09
2. 184 Brandon Ravenel vs. Colgate (12/5/15)	2. 727 Delvin Joyce 1998	2. 1,902 Delvin Joyce 1997-2000
3. 180 Robert Turner vs. Delaware (10/29/83)	3. 668 Shaun Marshall 1995	3. 1,434 Dwight Robinson 1991-94
4. 175 Rodney Stockett at Georgia Southern (11/15/86)	4. 656 Delvin Joyce 1997	4. 1,290 Rodney Stockett 1984-87
5. 168 Delvin Joyce vs. Villanova (9/19/98)	5. 640 Scotty McGee 2009	5. 1,165 Dejour Simmons 2011-14
6. 157 Scotty McGee at Duke 8/30/08)	640 Scotty McGee 2008	6. 1,155 Tom Green 1989-91
157 Scotty McGee at Youngstown State (11/25/06)	7. 545 Scotty McGee 2007	7. 994 Ardon Bransford 2003-06
8. 155 John Allen at Connecticut (9/18/93)	8. 538 Rodney Stockett 1986	8. 896 Kerby Long 2007-11
9. 154 Scotty McGee at Appalachian State (11/24/07)	9. 516 Robert Turner 1983	9. 819 Jay Jones 1993-96
10. 153 Charles Tutt at Towson (10/10/15)	10. 510 Dwight Robinson 1994	10. 728 Shaun Marshall 1992-95

Individual Top-10 Lists

Game			Season			Career				
Punt Return Yards			Punt Return Yards			Punt Return Yards				
1.	183	D'Angelo Amos at Villanova (10/13/18)	1.	549	D'Angelo Amos	2018	1.	1,488	Delvin Joyce	1997-2000
	183	Gary Clark at Virginia (9/17/83)	2.	426	Rashard Davis	2016	2. 1,220	D'Angelo Amos	2017-	
3.	135	Delvin Joyce vs. Villanova (9/7/00)	3.	411	Delvin Joyce	2000	3.	817	Anthony Archer	1989-91
4.	125	D'Angelo Amos at William & Mary (10/19/19)	4.	403	Gary Clark	1982	4.	774	L.C. Baker	2004-07
5.	119	Delvin Joyce vs. Elon (9/26/98)	5.	400	Delvin Joyce	1999	5.	748	Gary Clark	1980-83
6.	116	L.C. Baker vs. Lock Haven (9/4/04)	6.	388	Delvin Joyce	1998	6.	575	John Allen	1991-94
7.	108	Delvin Joyce vs. Delaware (9/18/99)	7. 387	D'Angelo Amos	2019		7.	570	Rodney Stockett	1984-87
8.	106	Anthony Archer at William & Mary (11/11/89)	8.	345	Anthony Archer	1991	8.	489	John Miller	2014-17
9.	105	Cortez Thompson vs. Delaware (11/6/04)		345	Anthony Archer	1990		489	Rashard Davis	2013-16
10.	103	D'Angelo Amos at Norfolk State (9/8/18)	10.	303	Gary Clark	1983	10.	421	Dae'Quan Scott	2009-13
	103	Anthony Archer vs. Georgia Southern (10/19/91)								
Field Goals Made			Field Goals Made			Field Goals Made				
1.	4	Ethan Ratke vs. Elon (10/16/18)	1. 25	Ethan Ratke	2019	1. 56	Ethan Ratke	2017-		
2. 3	Ethan Ratke vs. Weber State (12/21/19)		2.	17	Ethan Ratke	2018	2.	39	John Coursey	1993-96
3	Ethan Ratke vs. Saint Francis (9/7/19)		3.	15	Cameron Starke	2011	3.	37	Cameron Starke	2010-13
	Ethan Ratke at Villanova (10/13/18)			15	John Coursey	1994	4.	32	David Rabil	2003-06
	Ethan Ratke vs. William & Mary (9/22/18)			15	Scott Norwood	1980		32	Scott Norwood	1978-81
	Ethan Ratke vs. Weber State (12/8/17)		6.	14	Ethan Ratke	2017	6.	30	Mickey Stinnett	1982-84
	Tyler Gray vs. Villanova (10/14/17)			14	Tyler Gray	2016	7.	29	Tyler Gray	2015-18
	Ryan Maglio at Towson (10/10/15)			14	Mike Glover	1999	8.	23	Dave Stannard	2007-08
	Ryan Maglio vs. William & Mary (11/1/14)			14	John Coursey	1995		23	Burke George	2001-03
	Cameron Starke at Delaware (9/28/13)		10.	13	Burke George	2002	10.	22	Ryan Maglio	2014-15
	Dave Stannard vs. Richmond (10/27/07)			13	Nelson Garner	1997		22	Mike Glover	1997, 1999-2001
	Burke George vs. Florida Atlantic (9/14/02)			13	Mickey Stinnett	1984				
	Mike Glover vs. Villanova (10/7/00)									
	Mike Glover at Hofstra (11/20/99)									
	Mike Glover at Villanova (10/2/99)									
	John Coursey at William & Mary (9/9/95)									
	John Coursey at Delaware (10/8/94)									
	Mickey Stinnett vs. East Tennessee State (9/25/82)									
	Scott Norwood vs. East Tennessee State (11/8/80)									
	Scott Norwood vs. Liberty (10/11/80)									
	Scott Norwood vs. Morehead State (11/10/79)									
Punting Average (Min. 3)			Punting Average			Punting Average				
1.	53.0	John Druiett vs. Liberty (9/21/95)	1.	43.8	Chris Wright	1998	1.	43.5	Chris Wright	1996, 98
2.	52.5	Brad Hudgins vs. UMass (10/5/91)	2.	43.7	Nelson Garner	1997	2.	41.8	Nelson Garner	1994-97
3.	52.0	Scott Frazier at Youngstown State (9/26/92)	3.	42.5	Gunnar Kane	2015	3.	41.4	John Druiett	1985-87
4. 51.7	Harry O'Kelly at Elon (9/28/19)		4.	42.1	John Druiett	1987	4.	41.0	Scott Todd	1987-90
5.	50.0	David Skahn at Maine (11/3/12)	5.	42.0	Gunnar Kane	2016	5.	40.7	Gunnar Kane	2014-16
6.	49.5	Connor Arnone vs. Albany (10/5/13)	6.	41.9	Nelson Garner	1996	6.	40.3	Mickey Stinnett	1982-84
	49.5	Scott Todd vs. Liberty (10/1/88)	7.	41.5	Nick Englehart	2003	7. 39.7	Harry O'Kelly	2017-	
8.	49.0	Gunnar Kane vs. Rhode Island (10/29/16)		41.5	Scott Todd	1989	8.	39.5	David Skahn	2009-12
	49.0	Mickey Stinnett at Richmond (11/5/83)	9.	41.3	Harry O'Kelly	2017	9.	39.4	Connor Arnone	2012-14
10.	48.8	Nelson Garner vs. Boston (11/22/97)	10.	40.9	Mickey Stinnett	1983	10.	39.3	Nick Englehart	2002-05
	48.8	Scott Todd at Appalachian State (9/23/89)		40.9	Greg Caldwell	1981	11.	38.9	Mike Glover	1997, 99-2001
Tackles			Tackles			Tackles				
1.	26	Clyde Hoy vs. Towson (11/7/81)	1.	167	Clyde Hoy	1981	1.	506	Charles Haley	1982-85
	26	Clyde Hoy at U.S. Merchant Marine (10/4/80)	2.	166	Dale Caparaso	1978	2.	503	Clyde Hoy	1978-81
3.	25	Dean McCullough vs. Massachusetts (9/6/86)		166	Dale Caparaso	1976	3.	487	Dale Caparaso	1976, 78-79
	25	Dale Caparaso at Davidson (10/16/76)	4.	161	Dennard Melton	2003	4.	445	Stephon Robertson	2010-13
5.	24	Clyde Hoy vs. Furman (10/17/81)	5.	157	Derrick Lloyd	2001	5.	438	Woody Bergeria	1974-77
6.	23	Derrick Lloyd vs. Rhode Island (9/22/01)	6.	156	Derick Pack	2000	6.	427	Dean McCullough	1983-86
	23	Marty Fitzgerald at Massachusetts (9/26/87)	7.	155	Dale Caparaso	1979	7.	416	Tony LeZotte	2004-07
8.	22	Four Players Tied	8.	151	Dean McCullough	1986	8.	399	Derick Pack	1999-2001
			9.	148	Dewey Windham	1975	9.	362	Eupton Jackson	1987-90
			10.	147	Two Players Tied		10.	354	Gage Steele	2013-16
Sacks			Sacks			Sacks				
1.	5#	Jim McHugh at Emory & Henry (10/25/75)	1. 16.5	John Daka	2019	1.	33	Chris Morant	1998-2000	
2.	5#	Bob Dunn at Emory & Henry (10/25/75)	2.	13.5	Sage Harold	2014	2.	29	Arthur Moats	2006-09
3.	4.5	Kwynn Walton vs. VMI (10/30/04)	3.	12	Chris Morant	1999	3.	28	Woody Bergeria	1974-77
4.	4	John Baranowsky vs. Towson (11/17/07)	4. 11.5	Ron'Dell Carter	2019	4. 27.5	John Daka	2016-		
	4	Chris Morant at Rhode Island (10/31/98)		11.5	Arthur Moats	2008	5.	26	Andrew Ankrah	2014-17
	4	Greg Colvin vs. VMI (10/22/88))		11.5	Richard Hicks	2002	6.	25.5	Sage Harold	2011-14
	4	Charles Haley vs. Davidson (10/26/85)	7.	11	Arthur Moats	2009	7.	25	Larry Smith	1975-78
8.	3.5	Andrew Ankrah at SMU (9/26/15)		11	Kevin Winston	2006	8.	24.5	Kevin Winston	2003-06
	3.5	Brandon Lee vs. Stony Brook (11/16/13)		11	Chris Morant	1998	9. 23	Ron'Dell Carter	2017-	
	3.5	Arthur Moats vs. Villanova 12/6/08)		11	Larry Smith	1977	10.	21	Mark Baird	1974-77
	3.5	Derrick Lloyd at UMass (10/20/01)						21	Bob Dunn	1974-76

1975 totals may include shared sacks

Individual Top-10 Lists

<i>Game</i>			<i>Season</i>			<i>Career</i>				
Interceptions			Interceptions			Interceptions				
1.	3	Jimmy Moreland vs. South Dakota State (12/16/17)	1.	9	Jordan Brown	2017	1.	18	Jimmy Moreland	2014-18
	3	Chris Jacobs vs. Georgia Southern (11/2/85)	2.	8	Jimmy Moreland	2017	2.	14	Raven Greene	2013-17
	3	Bob Logan at Emory & Henry (9/11/76)		8	Tony Booth	1997	3. 13	Rashad Robinson	2015-	
4.	2	Many Players Tied	4.	7	Rashad Robinson	2017		13	Jordan Brown	2014-17
				7	Terry Hansrote	1977		13	Clint Kent	2002-05
				7	Bob Logan	1976		13	Bob Logan	1975-78
			7. 6	Adam Smith	2019		7.	12	Dean Marlowe	2011-14
				6	Raven Greene	2016	8.	11	Taylor Reynolds	2013-16
				6	Quincy Waller	1995		11	John Stein	1993-96
				6	Chris Parrott	1992		11	Mike Thurman	1978-82
				6	Brent Good	1974				
Interception Return Yards			Interception Return Yards			Interception Return Yards				
1.	101	Taylor Reynolds at Richmond (11/15/14)	1.	217	Jimmy Moreland	2018	1.	363	Jimmy Moreland	2014-18
2.	100	Jimmy Moreland at Richmond (9/29/18)	2.	146	Tony Jordan	1996	2.	258	Raven Greene	2013-17
	100	Tony LeZotte vs. Towson (11/19/05)		146	Bob Logan	1976	3.	229	Bob Logan	1975-78
4.	94	Tony Jordan vs. William & Mary (10/12/96)	4.	145	Rashad Robinson	2017	4.	201	Taylor Reynolds	2013-16
5. 83	MJ Hampton vs. Villanova (10/12/19)		5.	127	Taylor Reynolds	2014		201	Cortez Thompson	2001-04
6.	82	Rashad Robinson vs. New Hampshire (10/28/17)	6.	113	Raven Greene	2016	6.	183	Jordan Brown	2014-17
7. 79	Charles Tutt vs. Monmouth (12/7/19)		7.	107	Quincy Waller	1995	7. 176	Rashad Robinson	2015-	
8.	77	Jordan Brown at William & Mary (10/21/17)	8.	105	Clint Kent	2004	8.	157	Clint Kent	2002-05
9.	76	Bob Logan at Emory & Henry (9/11/76)		105	Brent Good	1974	9.	155	Akeem Jordan	2003-06
10.	70	Akeem Jordan at UMass (10/15/05)	10.	100	Raven Greene	2017	10.	146	Tony Jordan	1993, 95-96
				100	Tony LeZotte	2005				

Team Single-Game Top-5 Lists

Rushing Yards

501 – vs. Frostburg State – 10/23/76
 498 – vs. Morehead State – 9/3/16
 491 – vs. Washington & Lee – 9/9/78
 472 – vs. Norfolk State – 9/16/17
 442 – vs. Towson State – 10/12/91

Road only:

440 – at SMU – 9/26/15
 440 – at Towson – 11/22/08
 410 – at ECU – 9/2/17
 406 – at Elon – 10/17/15
 403 – at Delaware – 11/3/07

Most Rushes

84 – at Richmond – 9/22/90
 79 – vs. Frostburg State – 10/23/76
 74 – vs. Morehead State – 9/3/16
 72 – vs. Washington & Lee – 9/9/78
 71 – vs. ETSU – 11/8/86
 71 – at Emory & Henry – 9/11/76

Rushing Touchdowns

10 – vs. Morehead State – 9/3/16
 9 – vs. Gallaudet – 11/16/74
 8 – vs. Morgan State – 9/2/95
 7 – vs. Norfolk State – 9/16/17
 7 – at Towson – 11/22/08
 7 – vs. Bloomsburg State – 9/2/89
 7 – vs. Washington & Lee – 9/9/78

Passing Yards

433 – at Richmond – 11/15/14
 422 – at New Hampshire – 11/3/18
 408 – vs. New Hampshire – 12/3/16
 406 – at Villanova – 9/20/14
 388 – vs. Hofstra – 9/12/98

Road only:

433 – at Richmond – 11/15/14
 422 – at New Hampshire – 11/3/18
 406 – at Villanova – 9/20/14
 376 – at Villanova – 10/6/01
 352 – at William & Mary – 10/31/81

Pass Completions

34 – at Villanova – 10/6/01
 33 – vs. Delaware – 10/21/95
 32 – at New Hampshire – 11/3/18
 32 – at Charlotte – 10/25/14
 31 – vs. New Hampshire – 12/3/16

Road only:

34 – at Villanova – 10/6/01
 32 – at New Hampshire – 11/3/18
 32 – at Charlotte – 10/25/14
 29 – at Akron – 9/7/13
 28 – at Connecticut – 9/18/93

Pass Percentage (Min. 15 att.)

.941 (16-17) – vs. Elon – 11/19/16
 .875 (21-24) – vs. Rhode Island – 10/29/16
 .867 (13-15) – vs. Maine – 10/8/05
 .867 (13-15) – at Rhode Island – 11/2/02
 .864 (19-22) – vs. Hofstra – 10/2/04

Passing Touchdowns

6 – vs. Morgan State – 9/14/19
 6 – vs. New Hampshire – 12/3/16
 5 – vs. ETSU – 9/9/17
 5 – vs. Rhode Island – 10/29/16
 5 – at Towson – 10/10/15
 5 – vs. Stony Brook – 11/16/13
 5 – vs. Richmond – 10/26/91

Interceptions Throws

6 – vs. Delaware – 11/3/01
 5 – at Colgate – 12/1/18
 5 – vs. Albany – 9/19/15
 5 – at Shippensburg – 11/12/83
 4 – 11 times

Total Offense

729 – at SMU – 9/26/15
 728 – vs. Norfolk State – 9/16/17
 713 – vs. Morehead State – 9/5/15
 699 – vs. Elon – 11/19/16
 667 – vs. Robert Morris – 9/13/18

Road only:

729 – at SMU – 9/26/15
 614 – at ECU – 9/2/16
 606 – at Lehigh – 9/6/14
 604 – at Elon – 10/17/15
 576 – at Towson – 11/17/18

Touchdowns

12 – vs. Rhode Island – 10/29/16
 11 – vs. Morehead State – 9/3/16
 11 – vs. Gallaudet – 11/16/74
 10 – vs. Robert Morris – 9/13/18
 10 – vs. Norfolk State – 9/16/17
 10 – vs. Lock Haven – 9/2/00
 10 – vs. Morgan State – 9/2/95

Plays

99 – vs. Delaware – 9/27/14
 96 – at Richmond – 9/22/90
 95 – at Charlotte – 10/25/14
 94 – vs. Charlotte – 9/21/13
 94 – at Akron – 9/7/13

First Downs

40 – vs. Albany – 9/19/15
 39 – vs. Norfolk State – 9/16/17
 38 – vs. Saint Francis (Pa.) – 9/1/12
 36 – vs. Monmouth – 12/7/19
 34 – vs. Morehead State – 9/3/16
 34 – at SMU – 9/26/15

Road/Neutral only:

34 – at SMU – 9/26/15
 32 – vs. Montana – 12/17/04 (title game)
 31 – at Lehigh – 9/6/14
 30 – at Chattanooga – 9/21/19
 30 – at Richmond – 9/22/90

All-Purpose Yards

934 – vs. Lock Haven – 9/2/00
 876 – vs. Norfolk State – 9/16/17
 851 – vs. Elon – 11/19/16
 820 – vs. Lock Haven – 9/4/04
 782 – vs. Albany – 9/19/15

Punt Average (min. 3 att.)

54.0 – vs. Lehigh – 9/12/15
 52.5 – at Youngstown State – 9/26/92
 51.7 – at Elon – 9/28/19
 49.5 – vs. Albany – 10/5/13
 49.0 – vs. Rhode Island – 10/29/16
 49.0 – at Richmond – 11/5/83

JMU Turnovers

8 – at Virginia – 10/13/79
 8 – at Towson – 9/15/79
 7 – 10 times

Team Single-Game Top-5 Lists

Interceptions Made

6 – vs. South Dakota State – 12/16/17
 6 – at Gallaudet – 11/17/73
 5 – vs. Stony Brook – 12/2/17
 5 – vs. Rhode Island – 10/29/16
 5 – at Villanova – 10/6/01
 5 – at Maine – 9/27/97
 5 – at Northeastern – 11/23/91

JMU Fumbles

9 - vs. Davidson - 10/26/85
 9 - vs. Liberty - 9/21/85
 8 – vs. Youngstown State – 10/20/90
 8 – at William & Mary – 10/6/79
 8 – vs. Salisbury – 10/15/77

JMU Fumbles Lost

6 – at Virginia – 10/13/79
 5 – seven times

Opponent Points

69 – at Virginia – 10/13/79
 59 – vs. Richmond – 10/24/15
 59 – at Shippensburg – 11/12/77
 56 – at North Carolina – 9/17/16
 52 – at Maryland – 8/30/14

JMU Win Margin

77 – vs. Rhode Island – 10/29/16
 73 – vs. Morehead State – 9/3/16
 72 – vs. Lock Haven (72-0) – 9/2/00
 69 – vs. Morgan State (76-7) – 9/2/95
 66 – vs. Robert Morris (73-7) – 9/13/18

Win Margin on Road

53 – at Richmond (63-10) – 9/29/18
 51 – at Elon (51-0) – 10/17/15
 39 – at Villanova (42-3) – 11/13/93
 38 – at VMI (45-7) – 9/30/06
 37 – at Villanova (37-0) – 10/13/18

Opponent Win Margin

60 – at Virginia (9-69) – 10/13/79
 47 – at Virginia Tech (0-47) – 9/4/99
 45 – at Maryland (7-52) – 8/30/14
 45 – at Appalachian State (0-45) – 9/12/81
 43 – at Virginia Tech (0-43) – 9/7/03

Penalties

15 – at Massachusetts – 9/26/87
 14 – at ECU – 9/2/17
 14 – vs. Morehead State – 9/19/87
 14 – vs. ETSU – 11/8/86
 14 – vs. Towson State – 11/23/85
 14 – vs. Randolph-Macon – 10/27/79

Yards Penalized

172 – at ECU – 9/2/17
 165 – vs. ETSU – 11/8/86
 150 – vs. Randolph-Macon – 10/27/79
 148 – vs. Towson State – 11/23/85
 131 – at Massachusetts – 9/26/87
 128 – vs. Morehead State – 9/19/87

Points (Any Quarter)

35 – vs. Norfolk State – 9/16/17
 35 – vs. Morgan State – 9/2/95
 31 – vs. Robert Morris – 9/13/18
 30 – vs. South Dakota State – 12/16/17
 28 – 13 times

Road record:

28 – at Richmond (2nd) – 9/29/18

1st-Quarter Points

28 – vs. Rhode Island – 10/29/16
 28 – vs. Morehead State – 9/3/16
 23 – vs. Randolph-Macon – 10/27/79
 21 – 19 times

2nd-Quarter Points

35 – vs. Norfolk State – 9/16/17
 35 – vs. Morgan State – 9/2/95
 31 – vs. Robert Morris – 9/13/18
 28 – vs. Morgan State – 9/14/19
 28 – at Richmond – 9/29/18
 28 – vs. New Hampshire – 12/3/16
 28 – vs. Colgate – 12/5/15
 28 – vs. Lehigh – 9/12/15
 28 – vs. Elon – 11/22/14
 28 – vs. Lock Haven – 9/3/05
 28 – vs. Connecticut – 10/23/99
 28 – vs. Shippensburg – 11/13/82

3rd-Quarter Points

30 – vs. South Dakota State – 12/16/17
 28 – vs. Lock Haven – 9/4/04
 28 – vs. Liberty – 9/9/00
 26 – vs. Gallaudet – 11/16/74
 23 – vs. Sam Houston State – 12/9/16

4th-Quarter Points

28 – vs. Lock Haven – 9/2/00
 24 – vs. Villanova – 10/7/00
 23 – vs. Delaware – 10/29/83
 21 – 13 times

1st-Half Points

52 – vs. Robert Morris – 9/13/18
 52 – vs. Morehead State – 9/3/16
 49 – vs. Rhode Island – 10/29/16
 49 – vs. Morgan State – 9/3/95
 45 – vs. Elon – 11/22/14
 45 – vs. Towson – 11/19/05

2nd-Half Points

42 – vs. Lock Haven – 9/2/00
 40 – vs. Gallaudet – 11/16/74
 36 – vs. Elon – 11/19/16
 35 – vs. Rhode Island – 10/29/16
 35 – vs. Towson – 10/11/14
 35 – vs. Appalachian State – 9/20/08
 35 – at Hofstra – 10/1/05
 35 – at Northeastern – 11/6/93
 35 – vs. Washington & Lee – 9/9/78

Total Points

84 – vs. Rhode Island – 10/29/16
 80 – vs. Morehead State – 9/3/16
 76 – vs. Morgan State – 9/2/96
 75 – vs. Norfolk State – 9/16/17
 73 – vs. Robert Morris – 9/13/18

Playoffs Single-Game Top-5 Lists

Rushing Yards

363 – at Delaware – 11/30/91
356 – vs. Sam Houston State – 12/9/16
343 – vs. Wofford – 11/29/08
334 – vs. Montana – 12/12/08
332 – vs. Monmouth – 12/7/19

240 – Kelvin Jeter vs. Troy State – 11/26/94
203 – Marcus Marshall vs. South Dakota State – 12/16/17
191 – Raymond Hines at Lehigh – 11/27/04
180 – Khalid Abdullah at North Dakota State – 12/16/16
166 – Rodney Landers vs. Wofford – 11/29/08

Most Rushes

68 – at Eastern Kentucky – 11/26/11
67 – at Appalachian State – 11/24/07
64 – vs. Sam Houston State – 12/9/16
63 – vs. Monmouth – 12/7/19
61 – vs. Montana – 12/17/04

33 – Percy Agyei-Obese vs. UNI – 12/13/19
30 – Kelvin Jeter at Marshall – 12/3/94
29 – Rodney Landers at Appalachian State – 11/24/07
29 – Maurice Fenner vs. Montana – 12/17/04
29 – Raymond Hines at Lehigh – 11/27/04

Rushing Touchdowns

6 – vs. Sam Houston State – 12/9/16
5 – at Delaware – 11/30/91
5 – vs. Monmouth – 12/7/19
4 – vs. South Dakota State – 12/16/17
4 – vs. Montana – 12/17/04
4 – vs. Troy State – 11/26/94

3 – Percy Agyei-Obese vs. Monmouth – 12/7/19
3 – Khalid Abdullah vs. Sam Houston State – 12/9/16
3 – Kelvin Jeter vs. Troy State – 11/26/94
3 – Kenny Sims at Delaware – 11/30/91
2 – 10 Times

Passing Yards

408 – vs. New Hampshire – 12/3/16
359 – vs. Weber State – 12/8/17
300 – at Appalachian State – 11/25/95
291 – vs. Monmouth – 12/7/19
255 – vs. Weber State – 12/21/19
255 – vs. Stony Brook – 12/2/17

371 – Bryan Schor vs. New Hampshire – 12/3/16
359 – Bryan Schor vs. Weber State – 12/8/17
300 – Mike Cawley at Appalachian State – 11/25/95
273 – Ben DiNucci vs. Monmouth – 12/7/19
255 – Bryan Schor vs. Weber State – 12/21/19
255 – Bryan Schor vs. Stony Brook – 12/2/17

Pass Completions

31 – vs. New Hampshire – 12/3/16
26 – vs. Stony Brook – 12/2/17
23 – vs. Monmouth – 12/7/19
23 – vs. Delaware – 11/24/18
22 – at North Dakota State – 12/3/11

30 – Bryan Schor vs. New Hampshire – 12/3/16
26 – Bryan Schor vs. Stony Brook – 12/2/17
23 – Ben DiNucci vs. Delaware – 11/24/18
21 – Three times

Pass Percentage (min. 15 att.)

.852 – vs. Monmouth – 12/7/19
.795 – vs. New Hampshire – 12/3/16
.786 – at William & Mary – 12/10/04
.765 – vs. Sam Houston State – 12/9/16
.743 – vs. Stony Brook – 12/2/17

.840 – Ben DiNucci vs. Monmouth – 12/7/19
.811 – Bryan Schor vs. New Hampshire – 12/3/16
.786 – Justin Rascati at William & Mary – 12/10/04
.765 – Bryan Schor vs. Sam Houston State – 12/9/16
.743 – Bryan Schor vs. Stony Brook – 12/2/17

Passing Touchdowns

6 – vs. New Hampshire – 12/3/16
3 – vs. Monmouth – 12/7/19
3 – at North Dakota State – 12/16/16
3 – vs. Villanova – 12/6/08
3 – vs. Wofford – 11/29/08
3 – at William & Mary – 12/10/04
3 – at Appalachian State – 11/25/95

5 – Bryan Schor vs. New Hampshire – 12/3/16
3 – Bryan Schor at North Dakota State – 12/16/16
3 – Rodney Landers vs. Villanova – 12/6/08
3 – Rodney Landers vs. Wofford – 11/29/08
3 – Justin Rascati at William & Mary – 12/10/04
3 – Mike Cawley at Appalachian State – 11/25/95

Interceptions Thrown

5 – at Colgate – 12/1/18
3 – vs. Samford – 12/7/91
2 – vs. North Dakota State – 1/6/18
2 – at Troy State – 11/27/99
2 – at Appalachian State – 11/25/95

Receptions

10 – Terrence Alls vs. Stony Brook – 12/2/17
9 – Riley Stapleton vs. Weber State – 12/21/19
8 – Riley Stapleton vs. Weber State – 12/8/17
8 – Brandon Ravenel vs. New Hampshire – 12/3/16
7 – Six times

Receiving Yards

189 – Riley Stapleton vs. Weber State – 12/8/17
162 – Riley Stapleton vs. Weber State – 12/21/19
155 – Brandon Ravenel vs. New Hampshire – 12/3/16
126 – Terrence Alls vs. New Hampshire – 12/3/16
117 – Terrence Alls vs. Weber State – 12/8/17

Receiving Touchdowns

2 – Riley Stapleton vs. Weber State – 12/21/19
2 – Riley Stapleton vs. South Dakota State – 12/16/17
2 – Brandon Ravenel vs. New Hampshire – 12/3/16
2 – Terrence Alls vs. New Hampshire – 12/3/16
2 – Rashard Davis vs. Colgate – 12/5/15
2 – Rockeed McCarter vs. Wofford – 11/29/08

Total Offense

623 – vs. Monmouth – 12/7/19
607 – vs. Sam Houston State – 12/9/16
572 – vs. Troy State – 11/26/94
567 – vs. New Hampshire – 12/3/16
549 – vs. Weber State – 12/8/17

385 – Bryan Schor vs. Weber State – 12/8/17
348 – Bryan Schor vs. New Hampshire – 12/3/16
346 – Mike Cawley at Appalachian State – 11/25/95
339 – Ben DiNucci vs. Monmouth – 12/7/19
317 – Ben DiNucci vs. Weber State – 12/21/19

Total Touchdowns

9 – vs. Monmouth – 12/7/19
9 – vs. Sam Houston State – 12/9/16
7 – vs. South Dakota State – 12/16/17
7 – vs. New Hampshire – 12/3/16
7 – at William & Mary – 12/10/04

Plays

90 – vs. Monmouth – 12/7/19
89 – vs. Weber State – 12/8/17
88 – vs. UNI – 12/13/19
87 – vs. New Hampshire – 12/3/16
86 – vs. Samford – 12/7/91

First Downs

36 – vs. Monmouth – 12/7/19
32 – vs. Montana – 12/17/04
31 – vs. New Hampshire – 12/3/16
29 – vs. Sam Houston State – 12/9/16
26 – Four times

All-Purpose Yards

767 – vs. Sam Houston State – 12/9/16
745 – vs. New Hampshire – 12/3/16
710 – vs. Monmouth – 12/7/19
685 – vs. Troy State – 11/26/94
663 – vs. Weber State – 12/8/17

Tackles

17 – Brian Smith – at Marshall – 12/3/94
16 – Dimitri Holloway – at North Dakota State – 12/16/16
16 – Alonzo Bowler – at Appalachian State – 11/25/95
15 – Marcus Haywood – vs. Wofford – 11/29/08
14 – Akeem Jordan – at Youngstown State – 11/25/06

Sacks

3.5 – Arthur Moats – vs. Villanova – 12/6/08
2.5 – Frank Cobbs – at Lehigh – 11/27/04
2.0 – 13 times

Punt Average (min. 3 att.)

45.0 – vs. Colgate – 12/5/15
42.8 – at North Dakota State – 12/3/11
42.8 – at Troy State – 11/27/99
41.7 – at Marshall – 11/28/87
41.6 – vs. Stony Brook – 12/2/17

JMU Turnovers

5 – at Colgate – 12/1/18
5 – at Marshall – 11/28/87
4 – vs. Montana – 12/12/08
3 – vs. North Dakota State – 1/6/18
3 – at Appalachian State – 11/24/07
3 – vs. Samford – 12/7/91

Playoffs Single-Game Top-5 Lists

Opponent Turnovers

10 – vs. South Dakota State – 12/16/17
5 – vs. Stony Brook – 12/2/17
5 – at William & Mary – 12/10/04
5 – at Marshall – 12/3/94
4 – Four times

Interceptions Made

6 – vs. South Dakota State – 12/16/17
5 – vs. Stony Brook – 12/2/17
3 – vs. Troy State – 11/26/94
2 – vs. Delaware (First Round) – 11/24/18
2 – vs. Sam Houston State – 12/9/16
2 – vs. Liberty – 11/29/14

3 – Jimmy Moreland – vs. South Dakota State – 12/16/17
2 – Jordan Brown – vs. South Dakota State – 12/16/17
2 – Dean Marlowe vs. Liberty – 11/29/14
1 – Many times

JMU Fumbles

4 – vs. Montana – 12/12/08
4 – at Marshall – 11/28/87
3 – at Delaware – 11/30/91
2 – Seven Times

JMU Fumbles Lost

4 – at Marshall – 11/28/87
3 – vs. Montana – 12/12/08
2 – vs. Colgate – 12/5/15
2 – at Appalachian State – 11/24/07
2 – at Furman – 12/4/04

Opponent Fumbles

5 – at Appalachian State – 11/24/07
5 – at William & Mary – 12/10/04
5 – at Delaware – 11/30/91
4 – Four times

Opponent Fumbles Lost

4 – vs. South Dakota State – 12/16/17
4 – at William & Mary – 12/10/04
4 – at Marshall – 12/3/94
4 – at Delaware – 11/30/91
3 – at Troy State – 11/27/99

Fewest Points Allowed

0 – vs. UNI – 12/13/19
6 – vs. Delaware – 11/24/18
7 – vs. Stony Brook – 12/2/17
7 – vs. Sam Houston State – 12/9/16
13 – at Furman – 12/4/04
13 – at Lehigh – 11/27/04

Most Points Allowed

44 – vs. Colgate – 12/5/15
41 – at Marshall – 11/28/87
35 – vs. Montana – 12/12/08
35 – vs. Wofford – 11/29/08
35 – at Youngstown State – 11/25/06
35 – at Delaware – 11/30/91

JMU Win Margin

58 – vs. Sam Houston State – 12/9/16
45 – vs. Monmouth – 12/7/19
35 – vs. South Dakota State – 12/16/17
33 – vs. New Hampshire – 12/3/16
19 – vs. Stony Brook – 12/2/17
19 – vs. Troy State – 11/26/94

Opponent Win Margin

29 – at Marshall – 11/28/87
20 – at Troy State – 11/27/99
12 – at North Dakota State – 12/3/11
8 – vs. Montana – 12/12/08
7 – at Appalachian State – 11/25/95
7 – at Marshall – 12/3/94

Penalties

12 – at Appalachian State – 11/25/95
11 – vs. Delaware – 11/24/18
11 – at North Dakota State – 12/16/16
10 – vs. Sam Houston State – 12/9/16
9 – Three Times

Yards Penalized

95 – vs. Delaware – 11/24/18
93 – at Appalachian State – 11/25/95
91 – at Lehigh – 11/27/04
90 – at North Dakota State – 12/16/16
86 – vs. Sam Houston State – 12/9/16

Points (any quarter)

30 – vs. South Dakota State (3rd) – 12/16/17
28 – vs. New Hampshire (2nd) – 12/3/16
28 – vs. Colgate (2nd) – 12/5/15
23 – vs. Sam Houston State (3rd) – 12/9/16
21 – Seven times

1st-Quarter Points

21 – vs. Monmouth – 12/7/19
21 – vs. Sam Houston State – 12/9/16
21 – at William & Mary – 12/10/04
14 – vs. Youngstown State – 1/7/17
14 – vs. Wofford – 11/29/08
14 – at Youngstown State – 11/25/06

2nd-Quarter Points

28 – vs. New Hampshire – 12/3/16
28 – vs. Colgate – 12/5/15
21 – vs. Sam Houston State – 12/9/16
21 – vs. Liberty – 11/29/14
17 – vs. Monmouth – 12/7/19

3rd-Quarter Points

30 – vs. South Dakota State – 12/16/17
23 – vs. Sam Houston State – 12/9/16
21 – vs. New Hampshire – 12/3/16
20 – at William & Mary – 12/10/04
14 – Three times

4th-Quarter Points

21 – vs. Weber State – 12/8/17
14 – vs. Monmouth – 12/7/19
14 – at Marshall – 12/3/94
14 – vs. Troy State – 11/26/94
12 – at Marshall – 11/28/87

1st-Half Points

42 – vs. Sam Houston State – 12/9/16
38 – vs. Monmouth – 12/7/19
31 – vs. New Hampshire – 12/3/16
28 – vs. Colgate – 12/5/15
28 – vs. Wofford – 11/29/08

2nd-Half Points

30 – vs. South Dakota State – 12/16/17
28 – vs. Monmouth – 12/7/19
28 – vs. Troy State – 11/26/94
27 – at William & Mary – 12/10/04
24 – vs. New Hampshire – 12/3/16

Total Points

66 – vs. Monmouth – 12/7/19
65 – vs. Sam Houston State – 12/9/16
55 – vs. New Hampshire – 12/3/16
51 – vs. South Dakota State – 12/16/17
48 – at William & Mary – 12/10/04

JMU Long Plays

Rush

1. 95 (TD)	Joe Sparksman vs. William & Mary	11/10/90
2. 92 (TD)	Brian Coe at Delaware State	10/8/83
3. 87 (TD)	Marcus Marshall vs. South Dakota State	12/16/17
4. 86 (TD)	Griff Yancey at Delaware	11/3/07
86 (TD)	Ron Stith vs. Frostburg State	10/23/76
6. 85 (TD)	Cardon Johnson at ECU	9/2/17
85 (TD)	Khalid Abdullah at Maine	9/24/16
8. 83 (TD)	Maurice Fenner vs. Lock Haven	9/4/04
9. 82 (TD)	Stan Jones at Emory & Henry	9/11/76
10. 81 (TD)	Marcus Marshall vs. Robert Morris	9/13/18
81 (TD)	Rodney Landers vs. Delaware State	9/17/05
81 (TD)	Ron Stith at Frostburg State	10/18/75

Pass

1. 93 (TD)	Vad Lee to DeAndre' Smith at Richmond	11/15/14
2. 86 (TD)	Mike Cawley to David McLeod vs. New Hampshire	10/16/93
3. 82 (TD)	Mike Cawley to Jay Jones at Appalachian State	11/25/95
4. 81 (TD)	Jayson Cooke to Tahir Hinds vs. Rhode Island	11/1/03
5. 80 (TD)	Ben DiNucci to Brandon Polk vs. Richmond	11/16/19
80 (TD)	Jace Edwards to Kerby Long vs. Villanova	10/15/11
80 (TD)	Jon Roddy to Gary Clark at Virginia	9/18/82
8. 78 (TD)	Eriq Williams to David McLeod vs. Hofstra	9/19/92
9. 77 (TD)	Drew Dudzik to Jamal Sullivan at Virginia Tech	9/11/10
77	Matt LeZotte to Jason Mallory at Delaware	10/12/02

Kickoff Return

1. 100 (TD)	Dejor Simmons vs. Richmond	10/12/13
100 (TD)	Scotty McGee vs. Towson	11/17/07
3. 99 (TD)	Scotty McGee vs. Appalachian State	9/20/08
99 (TD)	Scotty McGee at Youngstown State	11/25/06
99 (TD)	Jay Jones at Richmond	10/19/96
6. 98 (TD)	Brandon Ravenel vs. Villanova	11/21/15
98 (TD)	Tony Booth vs. Northeastern	11/7/98
98 (TD)	Shaun Marshall vs. Boston	10/7/95
9. 95 (TD)	Gary Clark vs. Liberty	9/24/83
10. 94 (TD)	Dwight Robinson vs. Villanova	10/15/94

Punt Return

1. 89 (TD)	D'Angelo Amos at Villanova	10/13/18
89 (TD)	Gary Clark at Virginia	9/17/83
2. 87 (TD)	Cortez Thompson vs. Delaware	11/6/04
87 (TD)	Gary Clark at Virginia	9/17/83
5. 85 (TD)	D'Angelo Amos at Rhode Island	11/23/19
6. 81 (TD)	D'Angelo Amos at Villanova	10/13/18
7. 80 (TD)	Anthony Archer vs. Georgia Southern	10/19/91
8. 79 (TD)	Gary Clark vs. Appalachian State	9/11/82
9. 77 (TD)	Earnest Payton vs. Boston University	11/22/97
10. 76 (TD)	D'Angelo Amos at Norfolk State	9/8/18
76 (TD)	Rashard Davis vs. Morehead State	9/3/16

Interception Return

1. 100 (TD)	Jimmy Moreland at Richmond	9/29/18
100 (TD)	Tony LeZotte vs. Towson	11/19/05
3. 94 (TD)	Tony Jordan vs. William & Mary	10/12/96
4. 83 (TD)	MJ Hampton vs. Villanova	10/12/19
5. 82 (TD)	Rashad Robinson vs. New Hampshire	10/28/17
6. 79 (TD)	Charles Tutt vs. Monmouth	12/7/19
7. 70 (TD)	Akeem Jordan at Massachusetts	10/15/05
8. 69 (TD)	Clint Kent at William & Mary	12/10/04
9. 67	Trey Townsend vs. Delaware	11/6/04
10. 65 (TD)	Quincy Waller vs. McNeese State	9/16/95
* 100 (PAT)	Mike Masella vs. Villanova	9/19/98

Fumble Return

1. 99 (TD)	Chris Morant vs. Northeastern	11/7/98
2. 94 (TD)	Mark Coates vs. Delaware	9/25/99
3. 84 (TD)	Dan Kobosko at Richmond	11/12/88
4. 77 (TD)	Taylor Reynolds vs. Villanova	11/21/15
5. 68 (TD)	Arthur Moats vs. Towson	11/21/09
6. 53 (TD)	Cortez Thompson at Rhode Island	11/2/02
7. 46 (TD)	Andy Bailey at William & Mary	10/11/98
8. 39	D'Angelo Amos vs. William & Mary	9/22/18
9. 38 (TD)	Jamaris Sanders at Massachusetts	11/14/09
38 (TD)	Kevin Winston vs. Richmond	10/28/06

Field Goal

1. 53	Mickey Stinnett vs. Richmond	9/1/84
2. 52	Mike Glover vs. South Florida	10/30/99
3. 51	Jason Pritchard at Richmond	10/11/08
51	Scott Norwood vs. Towson State	11/7/81
51	Scott Norwood vs. Morehead State	11/10/79
6. 50	Jason Pritchard at Rhode Island	10/13/07
50	Burke George at Hofstra	9/21/02
50	Burke George at Maine	9/29/01
50	Mike Glover at Hofstra	11/20/99
50	Nelson Garner at William & Mary	10/11/97

Punt

1. 73	Nelson Garner vs. Boston University	10/7/95
73	Scott Todd vs. Appalachian State	9/10/88
3. 71	Winston Bersch vs. Salisbury State	10/13/73
4. 70	Jason Pritchard vs. Towson	11/17/07
5. 69	Scott Todd vs. Richmond	11/12/88
6. 67	Nelson Garner at Northeastern	11/8/97
7. 66	Harry O'Kelly vs. South Dakota State	12/16/17
66	Gunnar Kane vs. William & Mary	10/8/16
66	Mike Glover vs. South Florida	10/30/99
10. 65	David Skahn vs. Alcorn State	9/8/12
65	Matt Goff at Liberty	9/19/09

Opponent Long Plays

Rush	94	(TD)	Bill Douglas vs. Frostburg State	10/23/76
Pass	95	(TD)	Fred Vallett to Dave Klemic vs. Northeastern	11/7/98
Field Goal	63		Tim Foley vs. Georgia Southern	11/7/87
Punt	75		Andrew Maclay at Massachusetts	10/10/98
Kickoff Return	100	(TD)	Marcus Taylor vs. Norfolk State	9/16/17
Punt Return	81	(TD)	DeAndrew Rubin at South Florida	9/16/00
Interception Return	100	(TD)	Melvin Cunningham at Marshall	12/3/94
	100	(TD)	Rico Mack vs. Appalachian State	11/17/90
Fumble Return	67	(TD)	Jamal Clay at Maine	11/3/12

Bridgeforth Stadium Records

Individual

Rushing Yards

264 - Warren Marshall (JMU) vs. W&M - 10/25/86

Rushing Attempts

39 - Khari Diuckson (Saint Francis) - 9/13/14

Rushing Touchdowns

5 - Curtis Keaton (JMU) vs. UConn - 10/23/99

5 - Kelvin Jeter (JMU) vs. Morgan State - 9/2/95

Rushing Long

95 (TD) - Joe Sparksman (JMU) vs. W&M - 11/10/90

Passing Yards

442 - Greg Moore (Boston University) - 11/20/93

Passing Completions

40 - Sean Schaefer (Towson) - 11/17/07

40 - Brett Gordon (Villanova) - 9/28/02

Passing Attempts

59 - Sean Schaefer (Towson) - 11/17/07

59 - Mickey Fein (Maine) - 10/24/98

Passing Touchdowns

5 - Bryan Schor (JMU) vs. ETSU - 9/9/17

5 - Bryan Schor (JMU) vs. New Hampshire - 12/3/16

5 - Bryan Schor (JMU) vs. Rhode Island - 10/29/16

5 - Michael Birdsong (JMU) vs. Stony Brook - 11/16/13

5 - Tom Ehrhardt (C.W. Post) - 10/10/81

Passing Long

95 (TD) - Fred Vallett to Dave Klemic (NU) - 11/7/98

Interceptions Thrown

6 - Taryn Christion (SDSU) - 12/16/17

6 - Matt LeZotte (JMU) vs. Delaware - 11/3/01

Receptions

13 - Victor Cruz (UMass) - 9/13/08

Receiving Yards

268 - Victor Cruz (UMass) - 9/13/08

Receiving Touchdowns

3 - Marvin Beauvais (Rhode Island) - 11/10/18

3 - Daniel Schiele (JMU) vs. Rhode Island - 10/29/16

3 - Daniel Brown (JMU) vs. Albany - 10/5/13

3 - Gary Clark (JMU) vs. Liberty - 9/24/83

3 - Kelvin Edwards (Liberty) - 9/24/83

3 - Gary Clark (JMU) vs. C.W.Post - 10/10/81

3 - Tom DeBona (C.W.Post) - 10/10/81

Total Yards of Offense

427 - Greg Moore (Boston University) - 11/20/93

Total Plays

70 - Sean Schaefer (Towson) - 11/17/07

Run-Pass Touchdowns

5 - Ben DiNucci (JMU) vs. Rhode Island - 11/10/18

5 - Ben DiNucci (JMU) vs. Robert Morris - 9/13/18

5 - Bryan Schor (JMU) vs. ETSU - 9/9/17

5 - Bryan Schor (JMU) vs. New Hampshire - 12/3/16

5 - Bryan Schor (JMU) vs. Rhode Island - 10/29/16

5 - Vad Lee (JMU) vs. Richmond - 10/24/15

5 - Michael Birdsong (JMU) vs. Stony Brook - 11/16/13

5 - Curtis Keaton (JMU) vs. UConn - 10/23/99

5 - Kelvin Jeter (JMU) vs. Morgan State - 9/2/95

5 - Dale Fry (Delaware) - 10/9/93

5 - Eriq Williams (JMU) vs. Richmond - 10/26/91

5 - Eriq Williams (JMU) vs. UCF - 9/7/91

5 - Tom Bowles (JMU) vs. Liberty - 9/24/83

5 - Tom Ehrhardt (C.W. Post) - 10/10/81

All-Purpose Yards

325 - Brian Westbrook (Villanova) - 9/19/98

Points

30 - Curtis Keaton (JMU) vs. UConn - 10/23/99

30 - Kelvin Jeter (JMU) vs. Morgan State - 9/2/95

Points Kicking

16 - John Coursey (JMU) vs. Morgan State - 9/2/95

Extra Points Made

12 - Tyler Gray (JMU) vs. Rhode Island - 10/29/16

Extra Points Attempted

12 - Tyler Gray (JMU) vs. Rhode Island - 10/29/16

Field Goals Made

4 - Ethan Ratke (JMU) vs. Elon - 10/6/18

Field Goal Attempts

6 - Garth Petrilli (Middle Tenn. State) - 9/10/94

Field Goal Long

60 - David Cool (Georgia Southern) - 11/5/88

Punts

12 - Gerald Carlson (Buffalo) - 9/3/94

Punt Average (3 att.)

53.0 - John Druett (JMU) vs. Liberty - 9/21/85

Punt Long

73 - Nelson Garner (JMU) vs. Boston Univ. - 10/7/95

73 - Scott Todd (JMU) vs. App. State - 9/10/88

Kickoff Returns

9 - Emmanuel Marc (Delaware State) - 9/17/05

Kickoff Return Yards

247 - Emmanuel Marc (Delaware State) - 9/17/05

Kickoff Return Long

100 (TD) - Marcus Taylor (NSU) - 9/16/17

100 (TD) - Dejour Simmons (JMU) vs. UR - 10/12/13

100 (TD) - Scotty McGee (JMU) vs. Towson - 11/17/07

Kickoff Return TD's

1 - Lonnie Moore (Monmouth) - 12/7/19

1 - Ahmere Dorsey (at Rhode Island) - 11/23/19

1 - Devin Ravenel vs. Morgan State - 9/14/19

1 - Marcus Taylor (Norfolk State) - 9/16/17

1 - Brandon Ravenel (JMU) vs. New Hampshire - 12/3/16

1 - Brandon Ravenel (JMU) vs. Villanova - 11/21/15

1 - Dejour Simmons (JMU) vs. UR - 10/12/13

1 - Jerry Butler (Delaware) - 11/1/08

1 - Scotty McGee (JMU) vs. App. State - 9/20/08

1 - Scotty McGee (JMU) vs. Towson - 11/17/07

1 - Tim Maypray (Virginia Military) - 9/15/07

1 - Tony Booth (JMU) vs. Northeastern - 11/7/98

1 - B.J. Thornley (JMU) vs. Richmond - 10/25/97

1 - Shaun Marshall (JMU) vs. Boston Univ. - 10/7/95

1 - Dwight Robinson (JMU) vs. Villanova - 10/15/94

1 - Dwight Robinson (JMU) vs. Lock Haven - 9/4/93

1 - Gary Clark (JMU) vs. Liberty - 9/24/83

Punt Returns

8 - L.C. Baker (JMU) vs. Lock Haven - 9/4/04

Punt Return Yards

135 - Delvin Joyce (JMU) vs. Villanova - 10/7/00

Punt Return Long

87 (TD) - Cortez Thompson (JMU) vs. Delaware - 11/6/04

Punt Return TD's

1 - John Miller (JMU) vs. ETSU - 9/9/17

1 - Bryce Maginley (JMU) vs. Sam Houston - 12/9/16

1 - Rashard Davis (JMU) vs. Sam Houston - 12/9/16

1 - Rashard Davis (JMU) vs. Elon - 11/19/16

1 - John Miller (JMU) vs. Central Connecticut - 9/10/16

1 - Rashard Davis (JMU) vs. Central Connecticut - 9/10/16

1 - Rashard Davis (JMU) vs. Morehead State - 9/3/16

1 - Scotty McGee (JMU) vs. Delaware - 11/1/08

1 - Scotty McGee (JMU) vs. N.C. Central - 9/6/08

1 - L.C. Baker (JMU) vs. Maine - 10/8/05

1 - L.C. Baker (JMU) vs. Lock Haven - 9/3/05

1 - Cortez Thompson (JMU) vs. Delaware - 11/6/04

1 - Darrick Brown (Maine) - 10/24/98

1 - Delvin Joyce (JMU) vs. Elon - 9/26/98

1 - Earnest Payton (JMU) vs. Boston Univ. - 11/22/97

1 - David Primus (Samford) - 12/7/91

1 - Anthony Archer (JMU) vs. Georgia Southern - 10/19/91

1 - Mike Dickinson (UCF) - 9/7/91

1 - Rodney Oglesby (Georgia Southern) - 11/4/89

1 - Rodney Stockett (JMU) vs. App. State - 10/18/86

1 - Gary Clark (JMU) vs. App. State - 9/11/82

Interceptions Caught

3 - Jimmy Moreland (JMU) vs. SDSU - 12/16/17

3 - Mal Haith (Northeastern) - 11/14/87

3 - Chris Jacobs (JMU) vs. Georgia Southern - 11/2/85

Interception Return TD's

1 - several times

Interception Return Long

100 (TD) - Tony LeZotte (JMU) vs. Towson - 11/19/05

100 (Def. 2-Pt.) - Mike Masella (JMU) vs. Villanova - 9/9/98

100 (TD) - Rico Mack (App. State) - 11/17/90

Fumble Return TD's

2 - Tom McGlooin (JMU) vs. Randolph-Macon - 10/27/79

Fumble Return Long

99 (TD) - Chris Morant (JMU) vs. Northeastern 9/11/99

Team

Passing Yards

442 - Boston University - 11/20/93

Completions

40 - Towson - 11/17/07

40 - Villanova - 9/28/02

Passing Attempts

60 - Towson - 11/17/07

Passing Touchdowns

6 - JMU vs. New Hampshire - 12/3/16

Interceptions

6 - South Dakota State - 12/16/17

6 - JMU vs. Delaware - 11/3/01

Total Offense

728 - JMU vs. Norfolk State - 9/16/17

Plays

102 - Boston University - 10/7/95

Points

84 - JMU vs. Rhode Island - 10/29/16

Combined Points

108 - JMU (49) vs. Richmond (59) - 10/24/15

Opponent Points

59 - Richmond (59-49) - 10/24/15

JMU Win Margin

77 - vs. Rhode Island - 10/29/16

Opponent Win Margin

31 - vs. Richmond (43-12) - 9/1/84

JMU Win Streak

19 - 2016-18

JMU Losing Streak

5 - 1983-84, 2001-02

Penalties

15 - Liberty - 9/9/00

Yards Penalized

165 - JMU vs. ETSU - 11/8/86

Top-10 Attendances

26,069 - Richmond 59, JMU 49 - 10/24/15

25,993 - JMU 30, Villanova 8 - 10/14/17

25,742 - JMU 31, Richmond 7 - 10/1/11

25,484 - Elon 27, JMU 24 - 10/6/18

25,330 - JMU 28, Maine 10 - 9/23/17

25,298 - JMU 21, New Hampshire 0 - 10/28/17

25,244 - JMU 13, Stony Brook 10 - 10/27/18

25,236 - JMU 43, Delaware 20 - 10/1/16

25,201 - JMU 40, Albany 13 - 10/5/13

25,130 - JMU 51, William & Mary 0 - 9/22/18

All-Time at Stadium

190-73 (.722) - 45 years

First Game

JMU 41, Bridgewater 13 - 10/12/74

All-Time Lettermen

A.....A

Abdul-Wahid, Hassan 05, 06, 07, 08
 Abdullah, Khalid 13, 14, 15, 16
 Acker, Corwin 08, 09
 Ackison, Ben 94
 Adams, Jeff 72, 73, 74, 75
 Adams, Nick 04, 05, 06, 07
 Adams, Reid 03
 Adkins, Marcus 84, 85, 86
 Adu, Daniel 18, 19
 Agee, Steve 91, 92, 93, 94
 Agyei-Obese, Percy 17, 18, 19
 Ainsley, Brett 07, 08, 09
 Akins, Craig 97, 98
 Akuak, Lue 09
 Alexandre, Max 08, 09, 10
 Allely, David 15
 Allen, Daniel 10, 11, 12, 13
 Allen, John 91, 92, 93, 94
 Allen, Mike 08, 09, 10, 11
 Alls, Terrence 16, 17
 Amorese, Eric 95
 Amos, D'Angelo 17, 18, 19
 Anderson, Jordan 10, 11, 12
 Anderson, Ryan 92, 93
 Angle, Harry 76, 77, 78
 Ankrah, Andrew 14, 15, 16, 17
 Annon, Zach 98, 99, 00, 01
 Appel, Nick 14
 Apted, Terrence 06, 07, 08
 Archer, Anthony 89, 90, 91
 Archie, Ezra 17, 18
 Armstead, Cliff 91
 Arnold, DeVenchi 92, 93, 94, 95
 Amone, Bryon 79, 80, 81, 82
 Amone, Connor 12, 13, 14
 Arrington, Mike 81, 82, 83
 Aspinall, Kevin 96
 Atalla, Mike 73, 74, 75, 76
 Atariwa, Aadeb 17, 18, 19
 Athens, Arthur 03
 Atkins, Ron 99, 00
 Ausberry, Edgar 72
 Ausberry, Marshall 76, 77
 Azanama, Kelvin 17, 18, 19

B.....B

Babington, Roane 08, 09, 10, 11
 Bache, Ryan 01, 02, 03
 Bacon, Wayne 96, 97, 98
 Bacote, Marc 97, 98, 99, 00
 Bailey, Andy 95, 96, 97
 Bailey, David 92, 93, 94, 95
 Bailey, Jason 97
 Baird, Josh 07, 08
 Baird, Mark 74, 75, 76, 77
 Baker, Justin 13
 Baker, L.C. 04, 05, 06, 07
 Ball, Derrick 95, 96, 97, 98
 Bane, Woody 74
 Bangura, Abdul 13, 14
 Bangura, Dauda 02
 Bankins, Charles 92
 Banks, Alvin 03, 04, 05, 06
 Baranowsky, John 06, 07
 Barillo, John 13
 Barker, Larry 77, 78, 79
 Barlow, Brian 09, 10, 11, 12
 Barnes, Justin 05, 06, 07
 Barnes, Marshall 82, 84, 85, 86
 Barnes, Paul 78, 79, 80
 Barnett, Percy 83
 Bates, Hilearthan 80
 Bates, Steve 86, 87, 88, 89
 Battle, Mike 77, 78, 79, 80
 Bauer, John 82

Baumgardner, Andrew 12
 Baumgardner, Eric 89, 90
 Baxter, Scott 82, 83, 84, 85
 Baylor, Eric 87, 88, 89, 90
 Beach, Brandon 01, 02, 04
 Beaver, Chris 09, 10, 11, 12
 Becker, Don 72, 73
 Beer, Chris 77
 Belmear, Andrew 01
 Benefiel, Bill 73
 Bentley, Patrick 19
 Bergeria, Woody 74, 75, 76, 77
 Berry, Charles 99, 00
 Berry, Reggie 06
 Bersch, Winston 73, 74, 75
 Bethea, Justin 14, 15, 16, 17
 Bethea, Zaire 17, 18, 19
 Bianchini, Carlo 85, 86, 87
 Bigelow, Doug 94, 95, 96, 97
 Binns, Pervis 01, 02, 03
 Birdsong, Michael 12, 13
 Black, Paris 18
 Blackman, George 73, 74
 Blackwell, John 80, 81, 82, 83
 Bland, Larry 81, 82, 83
 Blandford, Craig 85, 86
 Bolden, A.J. 14, 15, 16, 17
 Bolton, Antoine 04, 05, 06, 07
 Bonham, Andy 97, 98, 99, 00
 Booth, Rick 76, 77, 78
 Booth, Tony 95, 96, 97, 98
 Borders, Ron 75, 76, 77, 78
 Borosky, John 98, 99
 Bosley, Trent 02, 03
 Bowers, John 76, 77, 78
 Bowler, Alonzo 92, 93, 94, 95
 Bowles, Tom 79, 81, 82, 83
 Boxley, D.D. 03, 04, 05, 06
 Boyd, Logan 15, 16
 Boyd, Quint 19
 Boyle, Jude 95
 Bradley, Rondell 01, 02, 03, 04
 Bradshaw, Isai 02, 03, 04, 05
 Branch, Coby 13
 Branch, Robert 15, 16
 Brandon, D.J. 05, 06, 07, 08
 Branich, Leslie 72, 73, 74, 75
 Bransford, Ardon 03, 04, 05, 06
 Braswell, Anderson 04, 05
 Breedlove, Lamont 84, 85, 86, 87
 Brennenman, Lynn 75
 Brentlinger, Jon 73, 74, 75, 76
 Bresee, Richie 86, 87, 88, 89
 Briggs, Sherrod 97, 98, 99, 00
 Brightwell, Bill 81, 82, 83, 84
 Brockenborough, Nelson 91
 Brodie, Hykeem 12
 Brooks, David 84, 85, 86
 Brooks, Dorian 06, 07, 08, 09
 Brooks, Macey 93, 94, 95, 96
 Brooks, Marzae 12, 13, 14
 Brown, Al 85, 86
 Brown, Brandon 14, 15, 16
 Brown, Daniel 11, 12, 13, 14
 Brown, Donnell 07, 08, 09, 10
 Brown, Doug 80
 Brown, Elvin 91, 92
 Brown, Jake 17, 18, 19
 Brown, Jay 97
 Brown, Jerald 07, 08, 09
 Brown, Jordan 14, 15, 16, 17
 Brown, Keith 85, 86, 87
 Brown, Lawrence 84
 Brown, Marvin 04, 05, 06, 07
 Brown, Matt 95, 96
 Brown, Michael 04
 Brown, Ray 06, 07

Brown, Reggie 19
 Brown, Ronnell 07, 08, 09, 10
 Brown, Ryan 03
 Bryant, D.J. 08, 09, 10, 11
 Bryant, Eric 90, 92
 Bryant, Richard 88, 89, 90, 91
 Bryant, Shawn 02, 03
 Buchholz, Erik 12, 13, 14
 Bulman, Artie 72, 73
 Burket, Adam 82, 83, 84, 85
 Burkhardt, Rick 75, 76, 77, 78
 Burns, George 01, 02, 03, 04
 Butler, Aaron 08
 Butler, Gerren 16, 17
 Byerly, David 94, 95, 96
 Byers, Chad 09, 10, 11, 12
 Byrd, Akiba 93, 94, 96
 Byrne, Kevin 12
 Byrom, Eric 94, 95, 96, 97

C.....C

Caggiano, P.J. 90, 91, 92
 Caldwell, Greg 79, 80, 81
 Caldwell, Jim 77, 78, 79
 Calleo, David 84, 85
 Campbell, Mike 87, 88, 89, 90
 Canestrari, Aldo 93
 Caparaso, Dale 76, 78, 79
 Capehart, Chris 97
 Cappalli, Bob 77, 78, 79
 Caracciolo, Daniel 17
 Carey, Pat 89, 90, 91, 92
 Carico, Joe 74, 75
 Carlson, D.R. 87, 88, 89, 90
 Carlson, Robert 74
 Carlton, Nick 16, 17, 18, 19
 Carpenter, James 19
 Carper, Timm 96, 97, 98, 99
 Carroll, Taurus 17, 18, 19
 Carson, Andy 97
 Carson, Robert 98, 99, 00, 01
 Carter, Darius 16, 17, 18
 Carter, Marcus 89, 90, 92
 Carter, Ron/Dell 17, 18, 19
 Carter Jr., Robert 16, 17, 18
 Cary, Mike 77
 Cassada, Lewis 94
 Caussin, Mike 06, 07, 08, 09
 Cavanaugh, Adrian 09, 10, 11, 12
 Cavanaugh, Pat 75
 Cawley, Mike 93, 94, 95
 Chapman, David 73, 74
 Charity, Marcus 06, 07, 08, 09
 Chase, Jay 74
 Chavious, Tyree 16, 18
 Cheatham, Clayton 17, 18, 19
 Cheatham, Deane 13, 14, 15
 Christian, Bob 85, 86, 87
 Christian, Delmar 95, 96
 Chroniger, Jim 89, 90, 91, 92
 Chukwuneke, Chris 19
 Clark, Cory 97, 98, 99
 Clark, Gary 80, 81, 82, 83
 Clark, Zack 78, 79, 80
 Clark, Zeb 97, 98, 99, 00
 Clarke, Chris 06, 07, 08
 Clarke, Grant 97, 98, 99, 00
 Clem, Mike 72, 73
 Clements, Daniel 15, 16
 Clevinger, Will 18
 Coates, Mark 97, 98, 99, 00
 Coates, William 91
 Cobbs, Frank 02, 03, 04, 05
 Cobbs, Mike 15, 17, 18, 19
 Coble, Andre 11, 13, 14
 Coe, Brian 81, 82, 83, 84
 Colbert, Shelton 88, 89, 90, 91

Colclough, Antonio 19
 Coleman, Warren 75, 76, 77, 78
 Collins, George 86
 Collins, Quentin 99, 00, 01
 Collins, Reggie 17
 Collins, Roger 79, 80
 Colvin, Greg 85, 86, 88
 Comey, John 97
 Compton, Jeff 01, 02
 Connaghan, Sean 01, 02, 03, 05
 Connelly, Mike 99, 00, 01, 02
 Cook, Craig 74
 Cook, Theo 98, 99
 Cooke, Jayson 02, 03
 Cooper, Jim 98, 99, 00
 Coursey, John 94, 95, 96
 Cox, Bryan 87
 Cox, Mike 97, 98, 99, 00
 Cox, Terry 81, 82
 Crabill, Larry 72
 Craver, Jon 79, 80, 81, 82
 Crowder, Jamaal 01, 02, 03, 04
 Crutchfield, Tay 14, 15
 Cuffee, Taveion 08, 09, 10, 11
 Culklin, Phil 74, 75, 76, 77
 Cullen, Dan 77, 78, 79, 80
 Cullen, Mack 17, 18
 Cunningham, Matt 11, 12, 13, 14
 Cupit, Antonio 88, 89
 Currence, Jamari 19
 Curry, Greg 72, 73
 Cuttino, Marcus 92, 93, 94

D.....D

Daka, John 16, 17, 18, 19
 Dale, Kelvin 88
 Daley, Terry 74, 75
 D'Alonzo, Pete 78
 Dalton, Kenny 82, 83, 84, 85
 Damiano, Mike 78, 79
 Daniels, Charles 88, 89, 90, 91
 Daniels, Sam 06, 07, 08, 09
 Davis, Brad 05
 Davis, Corey 03, 04, 05, 06
 Davis, Corey (NJ) 11, 12
 Davis, Kevin 77
 Davis, Kyle 18, 19
 Davis, Mark 77
 Davis, Rashard 13, 14, 15, 16
 Davis, Richard 76
 Davis, Tommy 02, 03
 Davis, Wayne 18, 19
 Deal, Greg 72
 Dealy, Mike 97, 98, 99, 00
 Dean, Jonathan 95, 96, 97
 Dean, Kyndel 18, 19
 Dean, Ryan 06, 07
 Dean, Taylor 15
 Deeds, John-Michael 04
 DeFilippo, John 96, 97, 98, 99
 Defrees, Don 72, 73
 Dehnbostel, Mark 77, 78, 79
 Delph, Roy 85, 86, 87
 DeMarco, Ralph 74, 76, 77
 Deringer, Chip 73, 74, 75, 76
 Devine, Matt 95, 96
 Dike, Ed 76, 79
 DiNucci, Ben 18, 19
 Dixon, Ryan 11, 12, 13
 Donohue, E.J. 17
 Dorsey, Juan 92, 93, 94, 95
 Dosh, Jason 07, 08
 Doss, Tim 82
 Dotin-Carter, Isaiah 03, 04, 05, 06
 Doty, Lance 87, 88
 Douglas, Austin 19
 Douglas, Eric 74

Douglas, Murray 96, 97, 99, 00
 Downey, Daniel 72
 Drew, Willie 18, 19
 Driskill, Scott 84, 85
 Druett, John 85, 86, 87
 Dudinski, Deric 08
 Dudzik, Drew 07, 08, 09, 10
 Dudzik, Mike 80
 Duke, Tom 90, 91
 Dunn, Bob 74, 75, 76
 Dunn, Clint 91, 92, 93, 94
 Dunn, Harry 02, 03, 04, 05
 Dyer, Greg 81, 83, 84

E.....E

Eakin, Larry 72
 Eason, Vernon 06, 07
 East, Todd 78, 79, 80
 Eaton, Dale 73, 74, 75, 76
 Eckenrode, Jim 84, 85, 86, 87
 Edmonds, Ulrick 97, 98, 99, 00
 Edwards, Ben 81, 82, 83, 84
 Edwards, Jace 11
 Edwards, Nick 15, 16, 17
 Eldridge, David 17, 18
 Elhaji, Tony 79
 Ellington, Sudan 03, 04
 Ellis, Allen 73
 Emmons, Nick 11
 Englehart, Nick 02, 03, 04, 05
 Etheridge, Hunter 15, 16, 17, 18
 Etheridge, Ryan 14, 15, 17
 Evans, Anthony 83, 84
 Evans, C.J. 96, 97, 98, 99
 Evans, Sid 01, 02, 03, 04
 Ezeagwu, David 14, 15, 16, 17

F.....F

Fahed, Faris 88, 89, 90, 91
 Fall, John 88, 89, 90
 Faulkner, Michael 17, 18
 Fenner, Maurice 03, 04, 05, 06
 Feola, Brian 94, 95
 Ferguson, Ryan 97, 98, 99, 00
 Ficara, Vince 79, 80, 81, 82
 Fields, James 78
 Fields, Len 73, 74
 Fink, Brian 81, 82, 83, 84
 Fishpaw, Joe 18, 19
 Fitzgerald, DeLane 98, 99
 Fitzgerald, Marty 86, 87
 Fitz-Maurice, Colin 08
 Flanagan, Ryan 08
 Fleener, Chad 97
 Fleenor, Josh 15
 Fleshman, Lindsay 97, 98, 99, 00
 Forbes, David 95, 96
 Ford, Adam 04, 05, 06, 07
 Ford, Ken 88
 Forman, David 99, 00, 01
 Fornadel, Liam 17, 18, 19
 Fornadel, Mike 80, 81, 82, 83
 Fornadel, Paul 86, 87, 88, 89
 Forrest, Howard 72
 Fortenberry, Rusty 72
 Foss, Dion 91, 92, 93
 Fralin, Bobby 81, 82, 83
 Frank, Matt 13, 14, 15, 16
 Frazier, Dave 79, 80
 Frazier, Scott 92, 93
 Freels, Jerry 74
 Frye, Walt 85, 86, 88, 89
 Fucci, Wray 12, 13, 14

G.....G

Gaines, Carlton 84, 85
 Garner, Nelson 94, 95, 96, 97
 Garrett, Earl 72

All-Time Lettermen

Garrity, Tim 86, 87, 88
 Garst, Fred 75, 76, 77
 Gates, Xavier 14, 15
 Gatewood, John 75, 76
 Gaylord, John 91, 92
 George, Burke 01, 02, 03
 Gill, Chris 94, 95
 Gill, Tom 78, 79, 80
 Gillespie, Raymond 17, 18, 19
 Gilliam, Keith 83, 84, 86
 Glavin, Jake 18, 19
 Glover, Mike 97, 99, 00, 01
 Glymph, Daniel 15
 Glymph, Steve 82, 83
 Goff, Matt 07, 08, 09, 10
 Goins, Brannon 00, 01, 02
 Gonzalez, Willie 95, 96
 Good, Brent 73, 74, 75
 Goodin, George 73
 Gooding, Lamont 92, 93, 94, 95
 Goodwin, Ulysses 91, 92
 Gordon, Ron 11, 12, 13
 Graddy, Tony 85, 86, 87
 Grainer, Brian 73, 74, 75, 76
 Grandison, Travis 95, 96
 Granuzzo, Mike 89, 90, 91
 Graves, Julius 08, 09
 Gray, A.J. 15
 Gray, Tyler 15, 16, 17, 18
 Greaver, Rick 73
 Green, Conrad 77, 78, 79
 Green, Eric 84, 85, 86, 87
 Green, Jalen 19
 Green, Robert 81, 84
 Green, Tom 89, 90, 91
 Greene, Mike 17, 18, 19
 Greene, Raven 13, 14, 15, 16, 17
 Greene, Stan 73, 74
 Grevious, Arnold 83, 84, 85, 86
 Grevious, Richard 88, 89, 90, 91
 Gribben, Tom 82, 83
 Griffin, Benny 97
 Griffin, Gerren 06, 07, 08
 Griffin, Kelvin 83, 84, 85, 86
 Griffin, Marcus 98, 99
 Grooms, Jim 72
 Grooms, Robert 72
 Groulx, Garrett 18, 19
 Gutter, John 87, 88, 90

H.....H

Habit, Joe 85, 86, 87
 Haggard, Marshall 99
 Hailey, O.C. 74, 75
 Hairston, James 82, 83, 84, 85
 Haley, Charles 82, 83, 84, 85
 Haley, Ingram 95, 96
 Halikman, Tom 86, 88, 89
 Hall, Carl 86, 87, 88, 89
 Hall, Chops 87, 88
 Hall, Cody 00, 01, 02
 Hall, J.C. 91, 92, 93, 94
 Hamilton, Jawon 18, 19
 Hamilton, Tom 97, 98
 Hamm, Steve 84, 85
 Hampton, M.J. 17, 18, 19
 Hansrote, Terry 75, 76, 77
 Hardesty, Jim 74, 75, 76, 77
 Harlan, K'Shawn 96
 Harold, Sage 11, 12, 13, 14
 Harper, Aaron 09, 10, 12
 Harris, Casime 02, 03, 04, 05
 Harris, George 77, 78
 Harris, Jermel 87, 88, 89, 90
 Harris, John 88
 Harris, Paul 93, 94, 95

Harrison, Alan 00, 01, 02, 03
 Harrod, Tracy 87, 88, 89, 90
 Hart, Derek 12, 13, 14, 15
 Harvey, Arlandis 10, 11, 12, 13
 Hast, Mike 76
 Hast, Shane 74, 75, 76, 77
 Haston, Alan 95, 96, 97, 98
 Hathaway, Sonny 94, 95, 96, 97
 Hawkins, Chris 05
 Hawkins, Kyre 14, 15, 16, 17
 Hawkins, Rod 73
 Hayes, Dwayne 88, 89, 90, 91
 Hayhurst, Jim 76
 Haymore, Josh 01, 02, 03, 04
 Haynes, Steve 86
 Haywood, Marcus 05, 06, 07, 08
 Helsten, Skip 80
 Henry, Joe 84, 85
 Henson, Shane 88, 89, 90, 91
 Hereford, Brandon 14, 15, 16, 17
 Herring, Chris 99, 00
 Hetherington, Rich 77, 78, 79
 Hicks, Reggie 06, 07, 08
 Hicks, Richard 99, 00, 01, 02
 Higgins, Dan 72
 Higgins, Jim 78
 Higgins, Mark 01, 02
 Hill, Alden 14
 Hill, David 07
 Hill, Jeff 76, 77
 Hilliard, Ron 86
 Hinds, Tahir 01, 03, 04, 05
 Hines, Raymond 02, 03, 04, 05
 Hoepfl, Craig 73, 74
 Hogan, Josh 11, 12, 13, 14
 Holloman, Eugene 06, 08
 Holloway, Dumitri 15, 16, 17, 18, 19
 Holmes, Drew 09, 10, 11
 Holmes, Ian 07
 Homa, Eric 00, 01
 Hopewell, Ben 10
 Houck, Keith 87, 88
 Howard, Mike 93, 94, 95
 Howard, Rob 86, 87, 89
 Hoy, Clyde 78, 79, 80, 81
 Hoyson, Ted 79, 80
 Hudgins, Brad 91
 Hudson, Jamir 18, 19
 Hudson, Thad 91
 Huff, Eddie 75, 76
 Huffer, David 76, 77, 78
 Hughes, Justin 05, 06
 Hughes, Robbie 78, 79, 80, 81
 Hunter, Markus 08, 10
 Hunter, Quintin 10, 12, 13
 Hurt, Bucky 78, 79
 Hutson, Dennis 77, 78
 Hyman, Ishmael 14, 15, 16, 17

I.....I

Ingraldi, David 04
 Inskeep, Jason 97, 98, 99, 00
 Iorio, Chris 01, 02, 03, 04

J.....J

Jack, Scott 79, 80, 81, 82
 Jackson, Bryan 95, 96
 Jackson, Eupton 87, 88, 89, 90
 Jackson, Jahee 16, 17, 18, 19
 Jackson, Jakarie 09, 10, 11, 12
 Jackson, Mateo 18, 19
 Jackson, Rich 73, 74, 75, 76
 Jackson, Steve 94
 Jacobs, Chris 83, 85, 86, 87
 Jacobs, Frank 86, 87, 88, 89
 Jacques, Ascene 12, 13, 14, 15
 Jakatis, Paul 93

Jansen, Michael 91, 92
 Jarvis, Billy 78, 79
 Jenkins, Mike A. 01, 02, 03, 04
 Jeter, Kelvin 93, 94, 95, 96
 Job, Victor 81, 82, 83
 Johnson, Billy 91, 92, 93, 94
 Johnson, Bruce 02, 03, 04, 05
 Johnson, Cardon 15, 16, 17, 18
 Johnson, Cole 16, 17, 18, 19
 Johnson, Keith 88
 Johnson, Marcell 14, 15, 16
 Johnson, Michael 18, 19
 Johnson, Shelton 05, 06, 07, 08
 Johnson, Wyatt 13
 Jones, Carlo 19
 Jones, D.J. 79, 80
 Jones, Jay 93, 94, 95, 96
 Jones, Jimmy 77
 Jones, Leavander 09, 10, 11, 12
 Jones, Matt 06
 Jones, F. Mike 81, 82
 Jones, Mike K. 83, 84, 85
 Jones, Renell 93, 94, 95
 Jones, Scott 10, 11, 12, 13
 Jones, Stan 74, 75, 76, 78
 Jordan, Akeem 03, 04, 05, 06
 Jordan, Tony 93, 95, 96
 Joyce, Delvin 97, 98, 99, 00
 Judy, Jeff 95

K.....K

Kagel, Pat 16, 17
 Kagle, Brian 89, 90, 91, 92
 Kane, Gunnar 14, 15, 16
 Kames, Fred 72
 Keaton, Curtis 98, 99
 Kelly, Aubrey 83
 Kennedy, Bubba 73, 74
 Kenney, Trae 06, 07, 08
 Kent, Clint 02, 03, 04, 05
 Kent, John 79, 80, 81, 82
 Kepley, Chris 86
 Keppel, Paul 72
 Kern, Andrew 02, 03, 04
 Kibler, Tim 72, 73, 74, 75
 Kidd, Sam 18, 19
 Kidwell, Nick 19
 Kiefer, Mark 88, 89
 Killian, Bill 86
 King, Mike 78, 79, 80
 Kirk, Keith 78, 79, 80
 Kirlew, Eric 17, 18
 Kirsch, Mitchell 13, 14, 15, 16
 Klisanin, Bill 76
 Kloosterman, Jonathan. 14, 15, 16, 17
 Kluesner, Joe 04, 05, 06, 07
 Knox, Bucky 75, 76, 77, 78
 Kobosko, Dan 85, 86, 87, 88
 Kraus, Jeff 74, 75, 76, 78
 Kraus, John 92, 93, 94
 Kroll, Casey 14, 15
 Krout, Matt 10, 11
 Kubesh, John 77, 78, 79, 80
 Kuethe, Jim 73

L.....L

Lambert, Jainard 13
 Lancaster, Greg 85, 87, 88
 Landers, Rodney 05, 06, 07, 08
 Lane, Austin 11, 12, 14, 15
 Lanier, Willie 87, 88, 89, 90
 Latney, Jauan 11, 12, 13, 14
 Lavin, Frank 79
 Lawrence, Calvin 78, 80
 Lawrence, Tommie 05
 Layfield, Scott 93
 Leake, Gary 72, 73

Lee, Brandon 11, 12, 13, 14
 Lee, David 93, 94, 95, 96
 Lee, Vad 14, 15
 Leischner, Ryan 95
 Lemm, Scott 05, 06, 07, 08
 Leonard, Allen 75, 76, 77, 78
 Leonard, Ricky 77, 78, 79
 Leonard, Thomas 75
 Lewis, Bryan 90
 Lewis, Keith 73
 LeZotte, Matt 01, 02, 03, 04
 LeZotte, Tony 04, 05, 06, 07
 Lindner, Bill 80, 81, 82, 83
 Liotta, Peter 72
 Little, Anthony 97, 98, 99
 Little, Gus 17
 Lloyd, Derrick 99, 00, 01
 Loftus, Chris 00
 Logan, Bob 75, 76, 77
 Logan, Steve 93, 94, 95, 96
 Long, Clay 79
 Long, Kerby 08, 09, 10, 11
 Long, Mike 91, 92, 93, 94
 Longest, Bernie 76
 Lopes, Anthony 91, 92
 Louden, George 96
 Lucas, John 92, 93
 Luckie, Mike 99
 Lyons, Gary 93, 94

M.....M

Maddox, Greg 96, 97, 98
 Magaw, Mark 78, 79, 80
 Magerko, Matt 02, 03, 04, 05
 Maginley, Bryce 16, 17, 18, 19
 Maglio, Ryan 14, 15
 Magruder, Eric 11, 12, 13, 14
 Mahoney, B.J. 92, 93, 94, 95
 Mallette, Wes 91
 Mallory, Jason 02, 03
 Manley, Dexter 05
 Mapp, Kevin 01, 02
 Mares, Matt 09
 Marlowe, Dean 11, 12, 13, 14
 Marshall, Marcus 17, 18
 Marshall, Shaun 92, 93, 94, 95
 Marshall, Warren 82, 84, 85, 86
 Marston, Mike 75
 Marten, Jake 13, 15
 Martin, Franklin 06
 Martin, Rontate 03
 Martin, Todd 78, 79
 Martin, Tom 77, 78
 Masella, Mike 95, 96, 97, 98
 Mathias, Justin 02, 03, 04
 Matthews, Clayton 01, 02
 May, Chuck 79, 80, 81, 82
 Mazzie, Robert 88
 McArdle, Frank 02, 03, 04
 McBride, Jeremiah 17
 McCarter, Rockeed 06, 07, 08, 09
 McCarter, Rodney 01, 02, 03, 04
 McClurkin, Steve 93
 McCollough, Evan 05, 06, 07, 08
 McCommons, Jeremy. 97, 98, 99
 McCormick, Wesley 17, 18, 19
 McCullough, Dean 83, 84, 85, 86
 McDaniel, Anthony 11
 McDougal, Antwain 03
 McGeachy, Alfred 84, 85, 86
 McGee, Scotty 06, 07, 08, 09
 McGlooin, Tom 78, 79
 McGuirk, Ted 77, 78, 79, 80
 McHugh, Jim 74, 75, 76
 McHugh, Jim D. 83
 McIver, Anthony 88, 89, 90, 91

McKenna, Dave 81, 82, 83
 McKinley, Mark 90, 91
 McLeod, David 90, 91, 92, 93
 McNeil, Doug 08
 McPherson, Keith 07
 McPherson, Victor 83, 84, 85
 McSherry, Craig 03, 04, 05
 Meade, Jason 95
 Medley, Greg 86, 87, 88, 89
 Melton, Dennard 00, 01, 02, 03
 Merten, Taylor 03
 Michael, Andrew 05
 Michalski, Nick 15, 16
 Middleton, Lamar 09, 10, 11
 Mikolajczyk, Todd 87, 88
 Miles, Rhadshaun 92, 93, 94, 95
 Milinichik, Josh 06
 Miller, Alex 19
 Miller, Gus 83
 Miller, John 14, 15, 16, 17
 Miller, Rick 86, 88
 Miller, Tony 86, 87
 Minafield, Phil 05, 06
 Minor, B.J. 00, 01
 Mitch, Connor 16
 Mitchell, Chet 95, 96
 Mitchell, Kenny 84, 85, 86, 87
 Mizelle, Leon 02, 03, 04, 05
 Moats, Arthur 06, 07, 08, 09
 Mohler, Neal 81, 82
 Moloney, Gage 18, 19
 Monroe, Brandon 07, 08, 09
 Moody, Malik 91, 92, 93
 Moore, Anthony 97
 Moore, Bryan 80, 81
 Moore, Jake 95
 Moore, KeShaun 18
 Moore, Ray 77, 78
 Moran, Amelio 18
 Morant, Chris 98, 99, 00
 Moreland, Jimmy 14, 16, 17, 18
 Morgan, E.J. 18
 Morris, Brad 91, 92, 93
 Morrison, Randolph 82, 83, 84
 Morton, Bruce 80, 81, 82
 Mosby, Mike 04
 Mosley, Alex 12, 13, 14
 Moxley, Aaron 97, 98
 Moyer, Bobby 01, 02, 03
 Mulligan, Kirk 97, 98, 99
 Mullins, Billy 84
 Murphy, Bob 79
 Murphy, Dave 86, 87
 Murphy, Doug 90, 91
 Murray, John 73

N.....N

Nalls, Pat 78, 79
 Napolitano, Pete 73
 Neil, Robert 72
 Nelson, Vidal 08, 09, 10, 11
 Newman, Charlie 79, 80, 81, 82
 Newman, Charlie 06, 07, 08, 09
 Nichols, Ricky 11
 Nicholson, Robbie 75, 76
 Noble, Scott 07, 09, 10
 Nogie, Jim 72
 Norwood, Scott 78, 79, 80, 81
 Novak, J.P. 98, 99, 00, 01
 Nowell, Will 05, 06, 07

O.....O

Ohnmacht, Kurt 84
 O'Connor, Tom 02, 03, 04
 O'Kelly, Harry 17, 18, 19
 O'Neill, Logan 98, 99
 O'Neill, Sean 09, 10, 12

All-Time Lettermen

O'Neill, Shane 90
 Oliver, Curtis 15, 16, 17, 18
 Ordonez, Marcus 95, 96, 97
 Orendorff, Kris 91, 92
 Orwig, Pete 98, 99, 00, 01
 Osuji, Evans 14, 15
 Owen, Andrew 99, 00, 01
 Ozycz, Zack 13

P.....P

Pack, Derick 99, 00, 01
 Page, Todd 90, 93
 Paige, Benjie 83
 Paige, Jay 01, 02, 03
 Paige, Vince 95
 Painter, Drew 18, 19
 Palmer, Latrele 19
 Paquette, Chris 98, 99, 00
 Paquette, Tom 98, 99, 00
 Parcell, Carl 72
 Parham, Mike 05, 06
 Parisi, Tom 74, 75, 76
 Parker, Andre 81, 82, 83
 Parkins, Chip 72, 73
 Parmer, Jason 96, 97, 98, 99
 Parrish, Jevontae 13
 Parrott, Andre 07
 Parrott, Chris 89, 90, 91, 92
 Patrick, Mac 16, 17, 18, 19
 Patrick, Tabb 17, 18, 19
 Patrick, Will 03, 04, 05, 06
 Patsey, Mark 88, 89, 90
 Patterson, Matt 04, 05
 Patton, Steve 77
 Paulett, Nick 79, 81
 Payne, David 73, 74, 75, 76
 Payton, Earnest 97, 98, 99, 00
 Peak, Aaron 14
 Pearce, Doug 73
 Pereira, Jeff 79, 80
 Perez, Johnny 88, 89, 90
 Perlik, Steve 73
 Perry, Ed 93, 94, 95, 96
 Petrunak, Jon 97, 98, 99, 00
 Pettis, Clive 88, 89, 90, 91
 Pettis, John 97, 98
 Phelps, Don 90, 91, 92
 Phillips, Dirk 95, 96
 Phillips, Tim 74, 75
 Pike, Henry 73, 74, 75
 Pineda, Chris 74, 75
 Plumb, Mark 72
 Polglase, Zach 17
 Polk, Brandon 19
 Ponds, Michael 98, 99, 00, 01
 Pope, Keith 75
 Pope, Mike 06, 07
 Poskay, Mike 94
 Posniewski, Bob 78, 79, 80
 Powell, Rahmad 06, 07
 Price, Tony 97
 Pritchard, Jason 05, 06, 07, 08
 Proctor, Steve 72

Q.....Q

Quattlebaum, David 92, 93, 94, 95
 Quillen, Jovonn 00

R.....R

Rabil, David 03, 04, 05, 06
 Radoski, Derek 91, 92, 93
 Ragin, Mike 88, 89
 Ragle, Tim 05
 Rampacek, Emil 72
 Ramsey, Chris 73
 Ramsey, Darrius 05, 06, 07, 08
 Randolph, Brandon 07, 08, 09

Rascati, Justin 04, 05, 06
 Ratke, Ethan 17, 18, 19
 Ravenel, Devin 18, 19
 Ravenel, Brandon 13, 14, 15, 16
 Rawlins, Jonas 06, 07
 Reed, Mike 84
 Rees, Brian 87, 88, 89, 90
 Reid, Que 19
 Reinhardt, Kevin 97, 98, 99
 Reynolds, Lee 09, 10, 11
 Reynolds, Quintin 16
 Reynolds, Taylor 13, 14, 15, 16
 Reynolds, Wade 10
 Ricciardi, Matt 93, 94, 95
 Richards, Dominick 12, 13, 14, 15
 Rice, Rick 82, 84, 85
 Rider, Mark 77
 Ridley, Tom 03, 04
 Rigney, Kyle 13, 14, 15, 16
 Rinker, Ken 74
 Rizzo, Steve 88
 Roach, Josh 09, 10
 Roadcap, Jerry 81, 82, 83
 Roberson, James 96, 97
 Roberts, Damon 94, 95, 96
 Robertson, Carter 94, 95, 96, 97
 Robertson, Dan 83, 84, 85
 Robertson, Stephen 10, 11, 12, 13
 Robinette, Kirk 16
 Robinson, Butch 77, 78, 79, 80
 Robinson, Chris 82, 83, 84
 Robinson, Dwight 91, 92, 93, 94
 Robinson, Rashad 15, 16, 17, 19
 Robinson, Renard 10, 11, 12
 Robinson, Simeyon 14, 15, 16, 17
 Robinson, Tom 74
 Robinson, Wayne 83
 Rocco, Joe 76
 Roddy, Jon 82, 85
 Rodgers, Doriuss 16
 Rogers, Larry 77
 Rogozinski, Aaron 98, 99
 Roman, Bill 08
 Roney, Jerry 88
 Rose, Anthony 12, 13
 Rose, Jon 08, 09, 10, 11
 Rose, Peter 10, 11, 12, 13
 Ross, P.J. 96, 97, 98
 Rosser, Nick 00
 Roy, Corey 90, 91, 93
 Royce, Kevin 78
 Rudd, Rowdy 06, 07
 Ruffin, Justin 99, 00, 01, 02
 Ryan, Mike 78

S.....S

Salisbury, Mark 86, 87
 Sanders, Jamaris 06, 07, 08, 09
 Savarese, Dario 82, 83, 84, 85
 Scaife, James 83
 Schellhammer, Chris 87, 88, 89, 90
 Schiele, Daniel 13, 14, 15, 16
 Schor, Bryan 14, 15, 16, 17
 Scott, A.J. 11, 12, 13
 Scott, Dae'Quan 10, 11, 12, 13
 Searing, John 91
 Sears, Don 74, 75
 Seaton, Kavon 10
 Secrist, Brent 92, 93, 94, 95
 Sensabaugh, Dave 74
 Setser, Mike 81, 82, 83, 84
 Shambley, Demetrius 02, 03, 04, 05
 Sharp, Jon 09, 10, 11
 Sharp, Trai 15, 16, 17, 18
 Sharpe, Khary 04
 Sheehan, Billy 85

Shelton, Jeremy 97, 98
 Sherman, Julius 84, 86, 87
 Sherman, Theo 07, 08, 09, 10
 Sherwood, Jack 80, 81, 82
 Shockley, David 78, 81
 Showalter, David 74
 Showker, Joe 76, 77, 78
 Shropshire, Dee 96, 97, 98, 99
 Siegel, Brett 14, 15, 16, 17
 Siegfried, Joe 92
 Simmons, Dejour 11, 12, 13, 14
 Sims, Josh 18, 19
 Sims, Kenny 89, 90, 91, 92
 Sinnott, Ray 72
 Skahn, David 09, 10, 11, 12
 Skelly, John 79, 80, 81
 Skolnitsky, J.D. 06, 07, 08
 Slayton, Bernard 73, 74, 75, 76
 Smallwood, Steve 15
 Smart, John 72
 Smart, Robert 90, 92, 93
 Smith, Adam 16, 17, 18, 19
 Smith, Andy 08
 Smith, Antron 98
 Smith, Brad W. 84
 Smith, Brian 93, 94
 Smith, Bryan 03
 Smith, DeAndre 11, 12, 13, 14
 Smith, Donny 08, 09
 Smith, Gerald 93, 94, 95, 96
 Smith, Greg 81, 82, 83, 84
 Smith, Larry 75, 76, 77, 78
 Smith, Matt 92, 93
 Smith, P. Brad 80, 81
 Smith, Pete 81, 82, 83
 Smith, Ryan 10, 11, 12
 Smith, Sonny 86, 87, 88, 89
 Smith, Tim 00, 01, 02, 03
 Smith, Tom 83
 Snow, Tyler 10, 11, 12, 13
 Sorhaindo, Semaj 19
 Southern, Jerame 00, 02, 03
 Spaid, John 74
 Spangler, Derek 90, 91, 92
 Sparksman, Joe 90, 91, 93
 Sprouse, Mike 95
 Sroba, Jack 18, 19
 Stallings, Rhakeem 13, 14
 Stannard, Dave 07, 08
 Stanton, Jordan 10, 11, 12, 13
 Stapleton, Dylan 18, 19
 Stapleton, Riley 16, 17, 18, 19
 Starke, Cameron 10, 11, 12, 13
 Steele, Gage 13, 14, 15, 16
 Steeper, Danny 95, 96, 97
 Stein, John 93, 94, 95, 96
 Steinfeld, Leon 01, 02, 04
 Stephenson, Stewart 73
 Stewart, Bernard 79, 80
 Stewart, Blaine 14, 15
 Stinnett, Mickey 82, 83, 84
 Stinnie, Aaron 14, 15, 16, 17
 Stith, Ron 73, 74, 75, 76
 Stockett, Rodney 84, 85, 86, 87
 Stone, Martez 16
 Stovall, Rashaun 96, 97
 Straub, Mike 96
 Suleiman, Samir 95, 96
 Sullenberger, Mike 81, 82, 83, 84
 Sullivan, Chris 89, 90, 91, 92
 Sullivan, Jamal 07, 08, 09, 10
 Summers, Brendan 03
 Suppon, Chuck 03, 04, 05, 06
 Sweeney, By 78

T.....T

Tapley, Sean 14
 Taylor, Chuck 82, 83, 84
 Taylor, Domo 15, 16
 Taylor, Reggie 99, 00, 01, 02
 Taylor, Leon 87, 88, 89, 90
 Terrell, Matt 18
 Thomas, Emmitt 86
 Thomas, Quintrel 07, 08
 Thomas, R.T. 77
 Thomas, Tony 81, 82, 83, 84
 Thompson, Cortez 01, 02, 03, 04
 Thompson, Darryl 86, 87, 88, 89
 Thompson, Jason 99, 00, 01
 Thornley, B.J. 97
 Thornton, Keith 87, 88, 89, 90
 Thorpe, Justin 09, 11, 12
 Thurman, Chris 90, 91, 92
 Thurman, Mike 78, 80, 81, 82
 Thurston, Tony 18, 19
 Tierney, Terry 82, 83
 Till, Titus 12, 13, 14
 Tillman, Torrey 95, 96, 97
 Timming, J.T. 17, 18, 19
 Todd, Scott 88, 89, 90
 Togia, Bingham 10, 11, 12, 13
 Tolley, Nic. 02, 03, 04
 Tomlin, Gary 83, 84, 85
 Toole, Aubrey 95
 Townes, D'Artagnan 93, 94, 95, 96
 Townsend, Trey 01, 02, 03, 04
 Tucker-Dorsey, Diamonte 18, 19
 Tuell, John 75, 76, 77
 Turner, Doug 74
 Turner, Marcus 07, 08, 09, 10
 Turner, Robert 80, 81, 82, 83
 Tutt, Charles 15, 16, 18, 19
 Tyson, Joe 02

U.....U

Ukwu, Isaac 18
 Uliana, Matt 88, 89
 Urbielewicz, Mark 87, 88, 89, 90
 Urquhart, Cornell 14, 15, 16, 17

V.....V

Vaccarino, Brian 03, 04, 05
 VanAken, Mike 00, 02, 03
 Vanhorse, Solomon 19
 Vega, Gustavo 01
 Veney, Jamie 08, 09, 11, 12
 Visich, Jim 79, 80, 81, 82
 Vissman, Shannon 88, 89, 90, 91
 VonAlmen, Karl 09
 Von Schuch, Matt 97, 98

W.....W

Wagoner, Dick 77, 78
 Wakely, John 96, 97, 98, 99
 Walker, Arthur 07, 08
 Walker, Frankie 79, 80
 Walker, Robbie 16
 Walker, Sean 12, 13
 Waller, Quincy 94, 95
 Wallin, Jeff 81, 82
 Walters, David 87
 Walters, Lee 76, 77, 78, 79
 Walton, Kwynn 01, 02, 03, 04
 Wanderer, Mike 01
 Wantuck, Paul 04, 05
 Ward, Bob 73, 74, 75, 76
 Ward, Dan 72, 73, 74
 Ward, Patrick 05, 06, 07, 08
 Washington, Garrett 88, 89, 90, 91
 Washington, Tyrone 91, 92, 93, 94
 Waters, Roger 86, 88, 89, 90
 Watford, Earl 09, 10, 11, 12

Watkins, Chris 98
 Watts, Leon 83, 84, 85, 86
 Weatherspoon, James 87, 88, 89, 90
 Weaver, Fred 72
 Weis, Trey 91, 92, 93
 Welch, Quan 15
 Wellons, Justin 13, 14, 15, 16
 Wells, Josh 10, 11, 12, 13
 West, Charles 75
 West, Doug 84, 85
 Westbrook, Grant 15, 16, 17, 18
 White, Dominique 06, 07, 08, 09
 White, Jordan 19
 White, Kevin 88, 89, 90
 Wielki, Joe 80, 81, 83
 Wilfong, Malcolm 72
 Wilkerson, Mike 01, 02, 03, 04
 Wilkins, James 99
 Wilkinson, Neal 85, 86, 87
 Willard, Hal 74
 Williams, Aaron 99
 Williams, Albert 84, 85, 86, 87
 Williams, Albert (Va.) 13
 Williams, Bosco 06, 07, 08, 09
 Williams, Bryan 72
 Williams, Chase 09, 10, 11, 12
 Williams, Eriq 89, 90, 91, 92
 Williams, Jon 08, 09, 10
 Williams, Julius 92, 93, 94, 96
 Williams, Kwe'shon 13
 Williams, Leroy 79, 80
 Williams, Matt 11, 12, 13, 14
 Williams, Pat 08, 09, 10, 11
 Williams, Richard 09, 10
 Williams, Vernon 84
 Willmann, Steve 74
 Wilson, Jeremiah 12, 13, 14
 Wilson, Trey 17
 Wilson, Truvel 18
 Wiltshire, Kelly 93, 94, 95
 Wimbush, Cliff 96, 97, 98, 99
 Windham, Dewey 74, 75
 Winston, Kevin 03, 04, 05, 06
 Wise, Camden 18, 19
 Wise, Paul 99, 00
 Wisniewski, Brian 80, 81, 83
 Wohn, Nick 99
 Wolcott, Matt 16
 Wood, Lincoln 82, 83, 85
 Woods, Taylor 14, 15, 16, 17
 Woodson, Greg 08
 Woodson, James 76
 Woodson, Shawn 84, 86, 87, 88
 Woodyard, Marquis 11, 12, 13, 14
 Woolever, Mike 92, 93, 94, 95
 Word, Landan 17, 18, 19
 Wright, Chris 96, 98
 Wright, Dixon 08, 09, 10
 Wright, Isaiah 11, 12
 Wyatt, Steve 02, 04

X.....X

Xu, Richard 15, 16

Y.....Y

Yakopec, Steve 09
 Yancey, Griff 07, 08, 09, 10
 Yaralian, Blake 99, 00, 01
 Yost, Jeff 79, 80
 Young, Brian 74, 75
 Young, Cary 77
 Young, Floyd 76, 77

Z.....Z

Ziolkowski, Ron 80, 81, 82, 83





JANUARY 11, 2020
TOYOTA STADIUM | FRISCO, TEXAS

