

20 **JMU** 19

FOOTBALL MEDIA GUIDE



ADAM
SMITH

D'ANGELO
AMOS

RASHAD
ROBINSON

JAWON
HAMILTON

MAC
PATRICK



Table of Contents

Introduction

Quick Facts/JMU Radio	2
JMU Communications	3
Media Guidelines.....	4
2019 Schedule	5
2019 JMU Opponents	6-7
2019 Roster.....	8-9

Meet the Football Staff

Head Coach Curt Cignetti.....	10-12
Assistant Coaches	13-18
Support Staff	19

Meet the Players

Players (listed numerically)	21-42
------------------------------------	-------

All-Time Series History

Teams Listed Alphabetically	44-51
-----------------------------------	-------

CAA Football/Opponents

CAA Football.....	52
2018 Standings/Honors	53
2018 CAA Composite Schedule	54

2018 Season in Review

Results, Stats and Rankings	55
Season Stats	56-59
2018 Game Summaries.....	60-72
2018 Awards Snapshot	73

History

ESPN College Gameday.....	74
Professional Football Dukes.....	75
Charles Haley - Hall of Fame.....	76-77
2004 National Title	78
2016 National Title	79
Postseason History.....	80
Key Dates in JMU History	81
2018 JMU All-Americans	82
All-Time Awards	83-87
All-Time Results.....	88-90
Year-by-Year Record.....	91
Single-Game Records	92-93
Individual Top-10 Lists.....	94-98
Team Single-Game Top-5 Lists	99-100
Longest Plays.....	101
Bridgeforth Stadium Records	102
All-Time Lettermen.....	103-105
Bridgeforth Stadium	106

James Madison University's 2019 Football Media Guide was designed and produced by JMU Athletics Communications.

The publication copy was edited by Chris Brooks, Aaron Socha and Sammi Seaton. Design was completed by Chris Brooks and photography by Cathy Kushner.



2019 JMU Football

James Madison Quick Facts

Location	Harrisonburg, Virginia
Founded	1908
Enrollment	21,751
Nickname	Dukes
Colors	Purple (PMS 2685) and Gold (PMS 4515)
Conference	Colonial Athletic Association
President	Jonathan Alger
Senior Vice President for Administration and Finance	Charlie King

Athletics Department

Director of Athletics	Jeff Bourne
Deputy Director of Athletics	Geoff Polglase
Associate A.D. for Compliance/SWA	Jennifer Phillips
Associate A.D. for Sports Programs	Kevin White
Associate A.D. for Integrated Health and Sports Performance	Tom Kuster
Senior Associate A.D. for Development	Justin Jannuzzi
Assistant A.D. for Business and Finance	Jeff Souder
Assistant A.D. for Communications	Kevin Warner
Assistant A.D. for Compliance	Stephen LaPorta
Assistant A.D. for Facilities & Events	Ty Phillips
Assistant A.D. for Development	Mike Fisher
Assistant A.D. for Ticketing & Customer Relations	Michael Carpenter
Assistant A.D. for Student-Athlete Leadership/Fundraiser	Meredith Crawford
Director of Equipment Services	Chris Ouren
Director of Sport Psychology	Dr. Robert Harmison
Director of Fan and Game Day Engagement	Taylor Blakely
Director of Athletics Ticketing	Justin Zenz
General Manager of JMU Sports Properties	Mike Chatburn
Assistant to the A.D.	Denise Lough
Administration Executive Assistant	LeAnne Cain
Faculty Athletics Representative	Roger Soenksen
Team Physician	Cameron Straughn

Football Information

Head Coach	Curt Cignetti
Alma Mater, Year	West Virginia, 1982
Season at JMU	First Season
Record at James Madison / CAA Record	0-0 / 0-0 (First Season)
Career Record (Seasons)	67-26 (Eight Seasons)
Office Phone Number	540-568-6517
Assistant Coaches	Shane Montgomery, Corey Hetherman, Grant Cain, Mike Shanahan Damian Wroblewski, Bryant Haines, Ryan Smith, Matt Merritt, Matt Birkett, Andrew Jackson
Director of Football Operations	James Ferguson
Director of Football Strength & Conditioning	Brian Phillips
Assistant Director of Strength & Conditioning	Faris El-Ali
Football Equipment Manager	Scott Smith
Assistant Football Equipment Managers	Mark Cluck, Jeremy Tunstall
Associate Athletic Trainer	Bryan Schneider
Assistant Athletic Trainer	Hillary Masdon
Assistant Athletic Trainer	Jonathan McMurtrie
Sports Dietician	Lauren Hartman
Associate Director of Athletics Communications	Chris Brooks
Football Video and Creative Media	Michael Lago
Academic Advisor	Ashley Parsons
Academic Advisor	Laura Nichols
Academic Advisor	Jessica Kylo
Football Office Administrative Assistant	Patty Dorfer
2018 Record / CAA (Finish)	9-4 / 6-2 (2nd out of 12)
Offensive Formation	Spread/Up Tempo
Defensive Formation	4-3 Multiple
Home Field (Capacity)	Bridgeforth Stadium/Zane Showker Field (24,877)
Surface	FieldTurf
Overall Record / Division I Record (First Year of Play Overall)	317-215-4 / 278-191-2 (1972)
NCAA Championship Appearances	15 ('87, '91, '94, '95, '99, '04, '06, '07, '08, '11, '14, '15, '16, '17, '18)
FCS National Championships	2 (2004, 2016)
Last Postseason Game:	at Colgate (L, 20-23 - 12/1/18)
Postseason Record:	17-13

Football Communications

Associate Director / Football Contact	Chris Brooks
Office / Cell Phone	540-568-3702 / 540-271-2677
E-mail	brookscp@jmu.edu
Mailing Address	Athletics Communications MSC 0404, 380 University Boulevard, Harrisonburg, VA 22807
Football Website	www.JMUSports.com/football
Facebook / Twitter / Hashtag	JMU Football / @JMUFootball / #GoDukes

The JMU Sprint Broadcast Network



JMU's entire 2019 football schedule is broadcast over the airwaves on the JMU Sprint Broadcast Network. JMU Athletics, Learfield-IMG College and Harrisonburg Radio Group have teamed up to manage each live broadcast.

Harrisonburg Radio Group acquired 92.1 FM and 550 AM WWSA in Harrisonburg on August 1, 2015. WWSA continues its long-running service as the flagship station. Fans are able to enjoy a more crisp sound quality with the FM signal, which began transmitting in January 2015. For the past four seasons, the pregame show for football has been expanded to 60 minutes and provides even more comprehensive coverage to prepare JMU fans for the day's game.

Dave Thomas is in his fifth season as the radio play-by-play voice of the Dukes, while Clint Estes provides color commentary both at home and on the road. Nikki Newman will serve as the sideline reporter for her second season.

Thomas began his broadcasting career as a senior at McDowell High School (N.C.) and has been in the industry for 31 years. He moved to Harrisonburg in 2014 and filled in on several JMU broadcasts that year before moving to the primary role in 2015. Prior to his move to the Valley, Thomas was the play-by-play announcer for Lenoir-Rhyne in Hickory, N.C., covering football, men's basketball and women's basketball. Thomas and former JMU Head Coach Mike Houston were at Lenoir-Rhyne during the timeframe. He also provided play-by-play for two seasons on cable television for Western Carolina and was a backup for an NBA D-League team in Asheville, N.C.

A Marion, N.C., native, Thomas is a 1992 graduate of Isothermal Community College with a concentration in radio broadcasting. He is Program Director and Afternoon Drive Host for MORE 96.1 and Program Director for ESPN 106.9 DM & 1360 AM, where he hosts The Daily Sports Feed, a locally-focused sports talk show, airing Monday through Friday at noon and 6 p.m.

Estes is in his 10th season on the network and has 30-plus years of radio sports broadcasting experience from the central Virginia area, working for WJMA in Orange, and WINA and ESPN 840 in Charlottesville.

A Charlottesville native, Estes is a graduate of Emory & Henry College and the University of Virginia. He has hosted numerous sports talk shows in addition to broadcasting games. He recently retired after 40 years in the Virginia public schools system.

No stranger to JMU Athletics, Newman is in her second season serving as the sideline reporter for JMU football. She was one of JMU women's basketball's all-time defensive leaders from 2009-14, as she finished her career with 171 blocks and 859 rebounds.

A native of Staunton, Va., Newman earned her Bachelor's of Science degree in 2013 and Master's of Arts in 2014. She has worked in the public schools system as a teacher since 2016.

WSVA's signal on 550 AM and 92.1 FM translator broadcasts to listeners in the Shenandoah Valley and surrounding areas. The broadcasts are simulcast on wsavonline.com and MadiZONE HD SportsNet free audio.

The Sprint Broadcast Network also produces JMU men's and women's basketball games.

MadiZONE HD SportsNet

Each JMU home football game during the regular season is broadcasted live on MadiZONE HD SportsNet, as well as on regional sports networks, such as NBC Sports Washington and Mid-Atlantic Sports Network.

Curt Dudley, JMU's director of broadcast services, is the play-by-play voice for all MadiZONE broadcasts. He has broadcast at various times since joining the JMU staff in 1988, and has been a regular since the 2000 football season.

Dudley, a Norfolk, Va., native, is a 1983 Bridgewater College graduate and serves as the lead play-by-play man for all of JMU's 18 varsity sports.



2019 JMU Football

JMU Athletics Communications



Kevin Warner



Curt Dudley



Chris Brooks



Maggie Tyler



Melissa Wyant




Jason Krech



Catie Prince



Sammi Seaton



Aaron Socha




Cathy Kushner

Assistant A.D. for Communications
Director of Broadcast Services
Associate Director/Primary Football Contact
Director of Video Content
Assistant Director of Digital & Social Media
Director
Assistant Director
Assistant Director
Assistant
Photography Supervisor
Video Assistant
Video Assistant
Office Phone
Office E-mail
Mailing Address

Website
Facebook / Twitter / Hashtag

Kevin Warner (warnerka@jmu.edu)
Curt Dudley (dudleycm@jmu.edu)
Chris Brooks (brookscp@jmu.edu)
Maggie Tyler (tylerme@jmu.edu)
Melissa Wyant (wyantmj@jmu.edu)
Jason Krech (krechjb@jmu.edu)
Catie Prince (princ2cd@jmu.edu)
Sammi Seaton (seatonsl@jmu.edu)
Aaron Socha (sochaaj@jmu.edu)
Cathy Kushner (kushnecs@jmu.edu)
Nathan Schrand (schrannr@jmu.edu)
Kenzie White (white3mj@jmu.edu)
540-568-3702
sports-info@jmu.edu

Athletics Communications
MSC 0404, 380 University Boulevard, Harrisonburg, VA 22807
www.JMUSports.com
JMUSports / @JMUSports / #GoDukes



2019 Football Media Guidelines

The 2019 James Madison University football media guide is designed to assist media with its coverage of JMU football. Additional information, statistics and photographs may be acquired by contacting Chris Brooks in the JMU Athletics Communications Office at brookscp@jmu.edu or at (540) 568-3702. For score updates on game days, call the press box phone at (540) 568-6521.

Press Credentials

Requests for working press space must be made in writing to the James Madison Athletics Communications Office by Wednesday at noon prior to the date of the home contest. The request should be made in writing via e-mail by the sports director of the newspaper, magazine, radio or television outlet wishing to send reporter(s) and/or photographer(s) to the game. Confirmation of the request will be made by James Madison Athletics Communications personnel. Press credentials WILL NOT be issued to spouses, friends or children, in accordance with the working code of the College Sports Information Directors of America and the Football Writers Association of America. The press box is a working area, and cheering will be grounds for removal.

Photographers

Photographers are issued similar credentials to press box media, though any media representatives working at field level must check in at the press box for a vest allowing access. Photographers and videographer must present a valid ID to JMU Athletics personnel to check out a media vest. Vests are to be returned to the press box and checked back in at either halftime or postgame. Failure to return the media vest will result in you being charged for the cost of the vest. Due to HIPAA regulations, we ask all photographers, both television and print, not to photograph any injury evaluations done in the bench/sidelines area. Additionally, per the credential policy, there is no selling of game photos taken by media members without the express written agreement from James Madison University.

Parking

Media parking is located in the Champions Drive Parking Deck or nearby lots. Season media members will be issued season parking passes. Single-game parking passes should be requested with media passes and will need to be requested at least a week in advance to allow arrival prior to the game. If a single-game press pass is left at the Will Call window, parking arrangements are the responsibility of the media member. There is no "Will Call" list for parking or credentials requested less than a week in advance, as media parking is limited.

Entering Bridgeforth Stadium

Press credentials can be picked up in the James Madison Athletics Communications Office on or after Wednesday during the week of a home contest. If credentials are approved they will only be mailed if the request is granted at least two weeks prior to the game. Any credentials not picked up will be left at the Will Call window at the south end of the stadium near Gate A. All media must enter through the metal detectors at Gate E on the backside of the parking deck or through the loading dock next to Gate A.

Field Access

Field access for media is limited at JMU. For video, photo and radio media (no writers allowed on sidelines), you are required to show a valid form of identification, as well as your media credential to sign in at the desk in the press box to obtain a media vest. That provides sideline access and access to the closer white dotted lines running from the 25-yard lines to the end zones. Vested media are allowed to move behind the dotted line behind the benches, but no images are allowed from those positions and no filming nor photography of injury evaluations are allowed in compliance with HIPAA.

Visting Radio

Visiting radio stations have a separate booth on the top floor in the press box at Bridgeforth Stadium. Visitors receive one reciprocal phone line for their game broadcasts. Should more lines or ISDN be needed, please contact Chris Brooks for arrangements at least three weeks prior to the game.

Telephone/Internet Access

If media are in need of a phone line for the game or season, please inform Chris Brooks at time of credential request of those needs. For those media that can file over the World Wide Web with laptop computers that can automatically select an IP address, there are hardwire Internet connections as well as wireless access available in the press box. For Comrex units, please provide your MAC address at least two weeks in advance to clear the MAC through JMU's firewall.

Media Information

The James Madison Athletics Communications staff will provide game notes and updated cumulative statistics for both teams to credentialed media prior to all games via JMU's DropBox. Game notes are no longer printed on game days, however flip cards will still be provided. Statistical summaries and play-by-play sheets will be distributed throughout the game and will be available at the conclusion of the contest. Media members will be provided with a pre-game meal from the time the press box opens through halftime.

Game Day Interview Policy

James Madison's post-game interviews will be conducted in the press box at Bridgeforth Stadium and streamed on Facebook Live. Following the 10-minute NCAA-mandated cooling off period, the visiting head coach and requested/approved players will be brought to the press box for the press conference. After that, the requested/approved JMU players will be brought to the press box for the press conference, followed by Head Coach Curt Cignetti. No individual postgame interviews, outside of live TV broadcasts previously agreed upon, will be permitted with any JMU personnel. In addition, the JMU locker room is closed to the media.

Non-Game Day Interview Policy

Head Coach Curt Cignetti will be available to the media by phone during the CAA Teleconference on Mondays at 10:30 a.m. Other phone requests for radio and TV purposes will be handled on an individual basis. Coach Cignetti will be available on Mondays at noon for the weekly Fan/Press Luncheon at O'Neill's Grill, located on University Blvd. An archive of the video will be available on JMU Sports Facebook.

Individual approved players are available for interviews following practice on Tuesdays. All player interviews must be cleared with Chris Brooks by 9 a.m. on Mondays. This policy allows us to arrange interviews that do not conflict with any post-practice schedules (i.e. class, meetings), which have top priority. If unavailable for interview, the press will be notified ahead of time. There will be no freshmen available for any interviews until otherwise notified.

One note to the media: Personal phone numbers for players and coaches WILL NOT be given out by the James Madison Athletics Communications Office. During preseason camp and the regular season, media members will be e-mailed a schedule for the week of approved days for interviews.

2019 JMU Schedule



AUGUST 31
2 p.m.

Morgantown, Va.
Milan Puskar Stadium



SEPTEMBER 7
6 p.m.

Harrisonburg, Va.
Bridgeforth Stadium



SEPTEMBER 14
4 p.m.

Harrisonburg, Va.
Bridgeforth Stadium



SEPTEMBER 21
4 p.m.

Chattanooga, Tenn.
Finley Stadium



SEPTEMBER 28
2 p.m.

Elon, N.C.
Rhodes Stadium



OCTOBER 5
6 p.m.

Stony Brook, N.Y.
LaValle Stadium



OCTOBER 12
1:30 p.m.

Harrisonburg, Va.
Bridgeforth Stadium



OCTOBER 19
3:30 p.m.

Williamsburg, Va.
Zable Stadium




OCTOBER 26
3:30 p.m.

Harrisonburg, Va.
Bridgeforth Stadium



NOVEMBER 9
3:30 p.m.

Harrisonburg, Va.
Bridgeforth Stadium



NOVEMBER 16
3:30 p.m.

Harrisonburg, Va.
Bridgeforth Stadium



NOVEMBER 23
Noon

Kingston, R.I.
Meade Stadium

Date	Opponent	Location	Time	Series History
Aug. 31	at West Virginia	Morgantown, W.Va.	2 p.m.	WVU 2-0
Sept. 7	SAINT FRANCIS (PA.)	Bridgeforth Stadium	6 p.m.	JMU 3-0
Sept. 14	MORGAN STATE	Bridgeforth Stadium	4 p.m.	JMU 1-0
Sept. 21	at Chattanooga	Chattanooga, Tenn.	4 p.m.	First Meeting
Sept. 28	at Elon *	Elon, N.C.	2 p.m.	JMU 6-1
Oct. 5	at Stony Brook *	Stony Brook, N.Y.	6 p.m.	JMU 4-1
Oct. 12	VILLANOVA *	Bridgeforth Stadium	1:30 p.m.	JMU 16-11
Oct. 19	at William & Mary *	Williamsburg, Va.	3:30 p.m.	JMU 24-17
Oct. 26	TOWSON *	Bridgeforth Stadium	3:30 p.m.	JMU 21-6-1
Nov. 9	NEW HAMPSHIRE *	Bridgeforth Stadium	3:30 p.m.	JMU 10-9
Nov. 16	RICHMOND *	Bridgeforth Stadium	3:30 p.m.	Tied 18-18
Nov. 23	at Rhode Island *	Kingston, R.I.	Noon	JMU 11-3
Nov. 30	FCS First Round	Campus Sites		
Dec. 7	FCS Second Round	Campus Sites		
Dec. 13/14	FCS Quarterfinals	Campus Sites		
Dec. 20/21	FCS Semifinals	Campus Sites		
Jan. 11	NCAA Championship Game	Frisco, Texas	11 a.m. CT	

* Colonial Athletic Association Game
Home games in **BOLD CAPS**

2019 JMU Opponents

WEST VIRGINIA



MORGANTOWN, W.VA.
August 31

Coaching Staff
Head Coach: Neal Brown
Season at WVU: First
Record at WVU: 0-0
Career Record: 35-16

Team Information:
2018 Record: 8-4
Big 12 Record (Finish): 6-3 (t-3rd)
Postseason: Camping World Bowl

General Info:
Location: Morgantown, W.Va.
Founded: 1867
Enrollment: 31,442
Nickname: Mountaineers
School Colors: Gold and Blue
Stadium: Milan Puskar Stadium (60,000)
Conference: Big 12 Conference
President: Dr. E. Gordon Gee
Athletic Director: Shane Lyons

2019 Schedule:
JAMES MADISON 8.31
at Missouri 9.7
NC STATE 9.14
at Kansas * 9.21
TEXAS * 10.5
IOWA STATE * 10.12
at Oklahoma * 10.19
at Baylor * 10.31
TEXAS TECH * 11.9
at Kansas State * 11.16
OKLAHOMA STATE * 11.23
at TCU * 11.29

SAINT FRANCIS



BRIDGEFORTH STADIUM
September 7

Coaching Staff
Head Coach: Chris Villarrial
Season at SFU: 10th
Record at SFU: 40-59
Career Record: Same

Team Information:
2018 Record: 4-7
Conf. Record (Finish): 2-4 (t-5th)
Postseason: None

General Info:
Location: Loretto, Pa.
Founded: 1847
Enrollment: 2,289
Nickname: Red Flash
School Colors: Red and White
Stadium: Degol Field (3,450)
Conference: Northeast Conference
President: Rev. Malachi Van Tassel
Athletic Director: Susan Robinson Fruchtl

2019 Schedule:
at Lehigh 8.31
at James Madison 9.7
MERRIMACK 9.14
COLUMBIA 9.21
at Bryant * 9.28
ROBERT MORRIS * 10.12
at Long Island * 10.19
SACRED HEART * 10.26
at Duquesne * 11.2
at Central Connecticut State * 11.9
WAGNER * 11.16
at Delaware State 11.23

MORGAN STATE



BRIDGEFORTH STADIUM
September 14

Coaching Staff
Head Coach: Tyrone Wheatley
Season at MSU: First
Record at MSU: 0-0
Career Record: 0-0

Team Information:
2018 Record: 4-7
Conf. Record (Finish): 3-4 (t-6th)
Postseason: None

General Info:
Location: Baltimore, Md.
Founded: 1867
Enrollment: 7,725
Nickname: Bears
School Colors: Blue and Orange
Stadium: Hughes Memorial Stadium (10,001)
Conference: Mid-Eastern Athletic Conference
President: David Wilson
Athletic Director: Dr. Edward Scott

2019 Schedule:
at Bowling Green 8.29
at James Madison 9.14
at Army 9.21
NC CENTRAL * 9.28
at Bethune-Cookman * 10.5
DELAWARE STATE * 10.12
at South Carolina State * 10.19
FLORIDA A&M * 10.26
at Norfolk State * 11.2
NORTH CAROLINA A&T * 11.9
at Howard * 11.23

CHATTANOOGA



CHATTANOOGA, TENN.
September 21

Coaching Staff
Head Coach: Rusty Wright
Season at UTC: First
Record at UTC: 0-0
Career Record: 0-0

Team Information:
2017 Record: 9-5
CAA Record (Finish): 5-3 (t-4th)
Postseason: FCS Quarterfinals

General Info:
Location: Chattanooga, Tenn.
Founded: 1886
Enrollment: 11,638
Nickname: Mocs
School Colors: Navy and Gold
Stadium: Finley Stadium (20,668)
Conference: Southern Conference
Chancellor: Steve Angle
Athletic Director: Mark Wharton

2019 Schedule:
EASTERN ILLINOIS 8.29
at Jacksonville State 9.7
at Tennessee 9.14
JAMES MADISON 9.21
WESTERN CAROLINA 9.28
at Mercer * 10.5
ETSU * 10.17
at Wofford * 10.26
FURMAN * 11.2
at Samford * 11.9
THE CITADEL * 11.16
at VMI * 11.23

ELON



ELON, N.C.
September 28

Coaching Staff
Head Coach: Tony Trisciani
Season at Elon: First
Record at Elon: 0-0
Career Record: 0-0

Team Information:
2017 Record: 3-8
CAA Record (Finish): 2-6 (t-10th)
Postseason: None

General Info:
Location: Elon, N.C.
Founded: 1889
Enrollment: 6,791
Nickname: Phoenix
School Colors: Maroon and Gold
Stadium: Rhodes Stadium (11,250)
Conference: Colonial Athletic Association
President: Connie Ledoux Book
Athletic Director: Dave Blank

2019 Schedule:
at North Carolina A&T 8.31
THE CITADEL 9.7
at Richmond * 9.14
Wake Forest 9.21
JAMES MADISON * 9.28
at New Hampshire * 10.5
DELAWARE * 10.12
at Rhode Island * 10.26
WILLIAM & MARY * 11.2
MAINE * 11.9
at Towson * 11.23

STONY BROOK



STONY BROOK, N.Y.
October 5

Coaching Staff
Head Coach: Chuck Priore
Season at SBU: 14th
Record at SBU: 84-66
Career Record: 123-75

Team Information:
2018 Record: 7-5
CAA Record (Finish): 5-3 (t-3rd)
Postseason: FCS First Round

General Info:
Location: Stony Brook, N.Y.
Founded: 1957
Enrollment: 26,254
Nickname: Seawolves
School Colors: Red and Blue
Stadium: Laval Stadium (12,300)
Conference: Colonial Athletic Association
President: Samuel L. Stanley, Jr., MD
Athletic Director: Shawn Heilbron

2019 Schedule:
BRYANT 8.29
at Utah State 9.7
WAGNER 9.14
FORDHAM 9.21
at Rhode Island * 9.28
JAMES MADISON * 10.5
NEW HAMPSHIRE * 10.12
at Villanova * 10.26
at Richmond * 11.2
TOWSON * 11.9
at Delaware * 11.16
ALBANY * 11.23

2019 JMU Opponents

VILLANOVA



BRIDGEFORTH STADIUM
October 12

Coaching Staff

Head Coach: Mark Ferrante
Season at VU: Third
Record at VU: 10-12
Career Record: 10-12

Team Information:

2018 Record: 5-6
Conf. Record (Finish): 2-6 (t-10th)
Postseason: None

General Info:

Location: Villanova, Pa.
Founded: 1842
Enrollment: 11,023
Nickname: Wildcats
School Colors: Blue and White
Stadium: Villanova Stadium (12,500)
Conference: Colonial Athletic Association
President: Rev. Peter M. Donohue, OSA
Athletic Director: Mark Jackson

2019 Schedule:

at Colgate 8.24
LEHIGH 9.7
at Bucknell 9.14
at Towson * 9.21
MAINE * 9.28
at William & Mary * 10.5
at James Madison * 10.12
STONY BROOK * 10.26
at New Hampshire * 11.2
RICHMOND * 11.9
LONG ISLAND 11.16
DELAWARE * 11.23

WILLIAM & MARY



WILLIAMSBURG, VA.
October 19

Coaching Staff

Head Coach: Mike London
Season at W&M: First
Record at W&M: 0-0
Career Record: 62-51

Team Information:

2018 Record: 4-6
CAA Record (Finish): 3-4 (8th)
Postseason: None

General Info:

Location: Williamsburg, Va.
Founded: 1693
Enrollment: 8,822
Nickname: Tribe
School Colors: Green, Gold and Silver
Stadium: Zable Stadium (12,400)
Conference: Colonial Athletic Association
President: Katherine A. Rowe
Athletic Director: Samantha K. Huge

2019 Schedule:

LAFAYETTE 8.31
at Virginia 9.6
COLGATE 9.14
at ECU 9.21
at Albany * 9.28
VILLANOVA * 10.5
JAMES MADISON * 10.19
at Maine * 10.26
at Elon * 11.2
RHODE ISLAND * 11.9
TOWSON * 11.16
at Richmond * 11.23

TOWSON



BRIDGEFORTH STADIUM
October 26

Coaching Staff

Head Coach: Rob Ambrose
Season at TU: 11th
Record at TU: 59-59
Career Record: same

Team Information:

2017 Record: 7-5
CAA Record (Finish): 5-3 (t-3rd)
Postseason: FCS First Round

General Info:

Location: Towson, Md.
Founded: 1866
Enrollment: 22,923
Nickname: Tigers
School Colors: Black and Gold
Stadium: Unitas Stadium (11,198)
Conference: Colonial Athletic Association
President: Kim Schatzel
Athletic Director: Tim Leonard

2019 Schedule:

at The Citadel 8.31
NC CENTRAL 9.7
at Maine * 9.14
VILLANOVA * 9.21
at Florida 9.28
ALBANY * 10.12
BUCKNELL 10.19
at James Madison * 10.26
DELAWARE * 11.2
at Stony Brook * 11.9
at William & Mary * 11.16
ELON * 11.23

NEW HAMPSHIRE



DURHAM, N.H.
November 3

Coaching Staff

Head Coach: Sean McDonnell
Season at UNH: 21st
Record at UNH: 154-95
Career Record: Same

Team Information:

2018 Record: 4-7
CAA Record (Finish): 3-5 (9th)
Postseason: None

General Info:

Location: Durham, N.H.
Founded: 1886
Enrollment: 15,340
Nickname: Wildcats
School Colors: Blue and White
Stadium: Wildcat Stadium (11,015)
Conference: Colonial Athletic Association
President: James W. Dean Jr.
Athletic Director: Marty Scarano

2019 Schedule:

at Holy Cross 9.7
at FIU 9.14
RHODE ISLAND * 9.21
DUQUESNE 9.28
ELON * 10.5
at Stony Brook * 10.12
at Delaware * 10.19
VILLANOVA * 11.2
at James Madison * 11.9
at Albany * 11.16
MAINE * 11.23

RICHMOND



BRIDGEFORTH STADIUM
November 10

Coaching Staff

Head Coach: Russ Huesman
Season at UR: Third
Record at UR: 10-12
Career Record: 69-49

Team Information:

2018 Record: 4-7
CAA Record (Finish): 2-6 (t-10th)
Postseason: None

General Info:

Location: Richmond, Va.
Founded: 1830
Enrollment: 4,023
Nickname: Spiders
School Colors: Blue and Red
Stadium: Robins Stadium (8,700)
Conference: Colonial Athletic Association
President: Dr. Ronald A. Crutcher
Athletic Director: John Hardt

2019 Schedule:

JACKSONVILLE 8.29
at Boston College 9.7
ELON * 9.14
at Fordham 9.28
ALBANY * 10.5
at Maine * 10.12
YALE 10.19
at Delaware * 10.26
STONY BROOK * 11.2
at Villanova * 11.9
at James Madison * 11.16
WILLIAM & MARY * 11.23

RHODE ISLAND



KINGSTON, R.I.
November 17

Coaching Staff

Head Coach: Jim Fleming
Season at URI: Sixth
Record at URI: 13-43
Career Record: 34-44

Team Information:

2018 Record: 6-5
CAA Record (Finish): 4-4 (7th)
Postseason: None

General Info:

Location: Kingston, R.I.
Founded: 1892
Enrollment: 18,234
Nickname: Rams
School Colors: Keaney Blue, White and Navy Blue
Stadium: Meade Stadium (6,555)
Conference: Colonial Athletic Association
President: Dr. David M. Dooley
Athletic Director: Thor Bjorn

2019 Schedule:

at Ohio 8.31
DELAWARE * 9.7
at New Hampshire * 9.21
STONY BROOK * 9.28
at Brown 10.5
at Virginia Tech 10.12
at Albany * 10.19
ELON * 10.26
MERRIMACK 11.2
at William & Mary * 11.9
at Maine * 11.16
JAMES MADISON * 11.23

2019 JMU Roster

No.	Name	Yr.	Pos.	Ht.	Wt.	Hometown/High School (Previous Team)
1	Rashad Robinson	R-Sr.	CB	5-11	188	Richmond, Va./Hermitage
2	Austin Douglas	Fr.	RB	5-11	195	Alpharetta, Ga./Mount Vernon School
2	Dimitri Holloway	R-Sr.	LB	6-2	217	Newport News, Va./Heritage
3	Brandon Polk	R-Sr.	WR	5-9	175	Ashburn, Va./Briar Woods (Penn State)
5	Ron'Dell Carter	R-Sr.	DL	6-3	269	Baltimore, Md./Long Reach (Rutgers)
5	Jamir Hudson	R-So.	WR	5-8	165	Virginia Beach, Va./Bishop Sullivan Catholic
6	Julio Ayamel	Fr.	LB	6-0	230	Gaithersburg, Md./Good Counsel
6	Ben DiNucci	R-Sr.	QB	6-3	210	Wexford, Pa./Pine-Richland (Pitt)
7	John Daka	Sr.	DL	6-2	227	Upper Marlboro, Md./Wise
7	Jawon Hamilton	R-Jr.	RB	5-8	195	Miami, Fla./South Dade (UCF)
8	Wayne Davis	R-Jr.	S	5-10	190	Norfolk, Va./Lake Taylor (Ohio State)
8	Jacob Knight	Fr.	QB	6-4	230	Roanoke, Va./Cave Spring
9	Reggie Brown	R-Fr.	WR	6-0	178	Lakeland, Fla./Kathleen
10	Jalen Green	Fr.	DL	6-1	256	Baltimore, Md./Good Counsel
10	Riley Stapleton	R-Sr.	WR	6-5	230	Indiana, Pa./Indiana
11	Bryce Maginley	Sr.	LB	6-2	235	Charlotte, N.C./Ardrey Kell
11	Jake O'Donnell	R-Fr.	QB	6-4	175	Tampa, Fla./Sickles
12	Cole Johnson	R-Jr.	QB	6-5	209	Virginia Beach, Va./Cox
13	Ezrah Archie	R-So.	WR	6-0	190	Camden, N.J./Timber Creek Regional
14	Patrick Bentley	R-So.	QB	6-2	223	Gainesville, Va./Patriot (Alderson Broadus)
14	Jamari Currence	R-Fr.	CB	5-10	160	Rock Hill, S.C./South Pointe
15	Gage Moloney	R-So.	QB	6-2	220	Rock Hill, S.C./Northwestern
16	Que Reid	R-Fr.	S	5-11	195	Concord, N.C./Jay M. Robinson
16	Kris Thornton	Jr.	WR	5-8	170	Manassas, Va./Osborn (VMI)
17	Kyndel Dean	R-So.	WR	6-2	180	Winston-Salem, N.C./Parkland
18	John Finney	Fr.	WR	6-0	200	Vienna, Va./James Madison
18	Tabb Patrick	R-Jr.	LB	6-1	214	Mechanicsville, Va./Hanover
19	Devin Ravenel	So.	WR	6-0	162	Stafford, Va./North Stafford
20	Diamonte Tucker-Dorsey	R-So.	LB	5-10	213	Norfolk, Va./Lake Taylor
21	Latrele Palmer	Fr.	RB	5-11	228	Boyd's, Md./Good Counsel
21	Adam Smith	Sr.	S	6-0	190	Charlotte, N.C./Hough
22	Eric Kirlew	R-Jr.	RB	5-10	193	Reston, Va./South Lakes
22	Jordan White	Fr.	S	5-11	180	West Orange, N.J./West Orange
23	Charles Tutt	R-Sr.	CB	5-10	186	Clifton, Va./Centreville
24	D'Angelo Amos	R-Jr.	S	6-1	184	Richmond, Va./Meadowbrook
26	Jack Sroba	R-So.	CB	5-10	180	Richmond, Va./Collegiate School
27	Taurus Carroll	Jr.	CB	6-0	173	Fredericksburg, Va./Benedictine College Prep
28	CJ Jackson	Fr.	RB	5-9	198	Richmond, Va./Hermitage
29	Ricky Harleston	Fr.	S	5-10	190	Virginia Beach, Va./Tallwood
30	Wesley McCormick	Jr.	CB	5-11	190	Germantown, Md./Northwest
31	Percy Agyei-Obese	Jr.	RB	6-0	205	Frederick, Md./Oakdale
32	MJ Hampton	Jr.	S	6-0	183	Fredericksburg, Va./Stafford
33	Sam Kidd	R-So.	S	6-1	206	Reston, Va./James Madison
34	Chris Chukwuneke	R-Fr.	S	6-0	185	Edison, N.J./St. John Vianney (The Peddie School)
34	Alex Miller	R-So.	WR	5-10	183	Burke, Va./Robinson
35	Willie Drew	R-Fr.	CB	6-1	186	Smithfield, Va./Smithfield
36	Justin Ritter	Fr.	K/P	5-10	207	Frederick, Md./Oakdale
37	Clayton Cheatham	Jr.	TE	6-2	232	Mechanicsville, Va./Hanover
38	Mike Cobbs	R-Sr.	S	6-2	215	Alexandria, Va./Hayfield
39	Quint Boyd	R-Jr.	S	5-11	184	Ponte Vedra, Fla./Ponte Vedra
40	Reggie McNeill	R-Fr.	S	6-0	180	Winston-Salem, N.C./Atkins
40	Camden Wise	R-Fr.	K	6-0	166	Blacksburg, Va./Blacksburg
41	Rakeem Davis	R-Fr.	CB	5-8	165	Charlottesville, Va./Charlottesville
42	Michael Johnson	R-So.	S	5-11	202	Glen Allen, Va./Deep Run
42	Solomon Vanhorse	R-Fr.	RB	5-7	177	Alpharetta, Ga./Milton
43	Garrett Groulx	R-So.	DL	6-3	260	Davidson, N.C./Davidson Day
44	Taurus Jones	Fr.	LB	6-1	213	Portsmouth, Va./I.C. Norcom
45	Antonio Colclough	R-Fr.	DL	6-3	241	Bronx, N.Y./Cardinal Hayes (Temple)
46	Aaron Whear	Fr.	LS	5-10	180	Suffolk, Va./Nansemond River
47	Mike Wilcox	R-Fr.	DL	6-3	222	Hanover, Va./Hanover
49	Francis Meehan	R-Fr.	S	5-11	182	Wilmington, N.C./New Hanover

2019 JMU Roster


No.	Name	Yr.	Pos.	Ht.	Wt.	Hometown/High School (Previous Team)
49	Davis Patterson	R-Fr.	WR	6-3	197	Arlington, Va./Yorktown
50	Kyle Davis	R-So.	LS	6-0	222	Waxhaw, N.C./Marvin Ridge
51	Mateo Jackson	So.	LB	6-1	230	Richmond, Va./Hermitage
52	Landan Word	Sr.	LB	6-4	225	Vienna, Va./Bishop O'Connell (Virginia)
53	Joe Fishpaw	R-Jr.	OL	6-4	283	Mechanicsville, Va./Hanover (Campbell)
54	Kelvin Azanama	R-Jr.	LB	6-0	213	Chesterfield, Va./Monacan
56	Nick Kidwell	R-Fr.	OL	6-5	315	Boonsboro, Md./Boonsboro
57	James Carpenter	Fr.	DL	6-1	264	Roanoke, Va./Roanoke Catholic
58	Tanner Morris	Fr.	OL	6-2	296	Fayetteville, N.C./Terry Sanford
59	Seth Weaver	R-Jr.	LS	6-0	177	Ruckersville, Va./Monticello (Christopher Newport)
60	Jahee Jackson	R-Sr.	OL	6-3	288	Baltimore, Md./Gilman
61	Joe Worman	Fr.	DL	6-3	272	Leesburg, Va./Flint Hill
62	Kyle Smith	R-Fr.	OL	6-5	310	Culpepper, Va./Eastern View
63	J.T. Timming	R-Jr.	OL	6-3	306	Liberty Township, Ohio/Lakota East
64	Henry Somerville	Fr.	OL	6-1	275	Alexandria, Va./Bishop Ireton (Blair Academy)
65	Tony Thurston	R-Fr.	DL	6-4	260	Louisa, Va./Louisa
67	Zaire Bethea	R-Jr.	OL	6-4	315	South Orange, N.J./DePaul Catholic
69	Truvell Wilson	R-Jr.	OL	6-2	303	Richmond, Va./Henrico (UVA-Wise)
70	Henry Schroeder	R-Fr.	OL	6-4	278	Richmond, Va./St. Christopher's School
71	Luke Warner	R-Fr.	DL	6-2	258	Charlotte, N.C./Charlotte Christian
72	William Clevinger	R-So.	OL	6-4	289	Richmond, Va./Patrick Henry
73	Mac Patrick	Sr.	OL	6-2	288	Mechanicsville, Va./Hanover
75	Sammy Junco	R-Fr.	OL	6-2	296	Vienna, Va./James Madison (VMI)
76	Jake Glavin	R-So.	OL	6-2	300	Chester Springs, Pa./Malvern Prep
77	Liam Fornadel	Jr.	OL	6-5	308	Ramsey, N.J./Don Bosco Prep
79	Raymond Gillespie	R-Jr.	OL	6-6	275	Mechanicsville, Va./Atlee
81	Nick Carlton	R-Jr.	TE	6-3	240	Alpharetta, Ga./Alpharetta
82	Kevin Curry Jr.	Fr.	WR	6-0	190	Winchester, Va./John Handley
83	Josh Sims	R-So.	WR	5-10	155	Covington, Ga./Eastside
84	Dylan Stapleton	Sr.	TE	6-5	242	Indiana, Pa./Indiana (Slippery Rock)
86	Hunter Bullock	Fr.	TE	6-3	243	Gaffney, S.C./Gaffney
88	Daniel Adu	R-So.	WR	6-2	180	Springfield, Va./West Springfield
89	Jake Brown	R-Jr.	WR	6-0	186	Richmond, Va./Trinity Episcopal
90	Drew Painter	So.	TE	6-3	243	Hershey, Pa./Hershey
91	Ethan Ratke	R-Jr.	K	5-10	185	Mechanicsville, Va./Atlee
91	Semaj Sorhaindo	R-So.	DL	6-2	283	Fredericksburg, Va./Courtland
92	Mike Greene	Jr.	DL	6-2	285	Highland Springs, Va./Highland Springs
93	Drake Tomasi	R-Fr.	DL	6-3	230	McGaheysville, Va./Spotswood
94	Sean Johns	Fr.	DL	6-2	253	Leesburg, Va./Gonzaga College
95	Adeeb Atariwa	R-Jr.	DL	6-4	277	Sterling, Va./Dominion
96	Carlo Jones	Fr.	DL	6-3	242	Riverdale, Md./Avalon
98	Harry O'Kelly	Jr.	P	6-1	185	Wynnum, Queensland, Australia/Iona College
99	Isaac Ukwu	R-So.	DL	6-3	242	Upper Marlboro, Md./Wise

Coaching Staff:

Head Coach: Curt Cignetti – First Season
 Defensive Coordinator/Defensive Ends: Corey Hetherman – First Season
 Offensive Coordinator/Quarterbacks: Shane Montgomery – First Season
 Offensive Line/Assistant Head Coach: Damian Wroblewski – First Season
 Cornerbacks: Matt Birkett – First Season
 Special Teams Coordinator/Tight Ends: Grant Cain – First Season
 Linebackers/Co-Defensive Coordinator: Bryant Haines – First Season
 Defensive Tackles: Andrew Jackson – First Season
 Running Backs: Matt Merritt – First Season
 Wide Receivers/Recruiting Coordinator: Mike Shanahan – First Season
 Safeties/Pro Scout Liaison: Ryan Smith – First Season
 Director of Strength & Conditioning: Brian Phillips – First Season
 Director of Football Operations: James Ferguson – First Season
 Assistant Director of Strength & Conditioning: Faris El-Ali – First Season



Curt Cignetti
Head Coach



The Head Coach

Curt Cignetti became the eighth head coach in JMU football history on December 14, 2018.

Cignetti has climbed the ladder throughout a 36-year football coaching career that has included multiple Football Bowl Subdivision (FBS) stops and a 67-26 record (.720) in eight years as a head coach, six at NCAA Division II Indiana University of Pennsylvania followed by the last two at Elon.

Most recently, Cignetti paced the sidelines as head coach at Elon, amassing a 14-9 record in two seasons after inheriting a program that went 12-45 in the previous five campaigns. The Phoenix qualified for the FCS Playoffs in both 2017 (8-4) and 2018 (6-5) to attain just the second and third Division I playoff appearances in program history (2009).

The Phoenix achieved a six-win turnaround in Cignetti's first season, going 8-4 after a 2-9 ledger the year prior. Cignetti was named Colonial Athletic Association Coach of the Year as Elon finished second in the CAA, at 6-2, dropped a tough 28-27 decision to Furman in the First Round of the FCS Playoffs and finished 20th in the national rankings.

In 2018, Elon went 6-4 in the regular season before dropping a 19-7 decision at #12 Wofford in the playoffs to finish 6-5. Elon's other losses came to FBS South Florida and against three CAA teams that qualified for the playoffs. All three losses also came after injuries impacted key performers at quarterback and running back. Elon's season was highlighted by the ninth-ranked Phoenix winning at No. 2 JMU 27-24 in October to achieve the program's first-ever win over an FCS top-five opponent and becoming the first CAA team to beat the Dukes following a streak of 22 straight JMU wins over league foes.

Walking in the footsteps where his father coached for 20 years, Cignetti earned his first head coaching job at IUP and went 53-17 in six seasons with three appearances in the Division II playoffs and four top-25 finishes in the national rankings. The Crimson Hawks went 33-11 in the Pennsylvania State Athletic Conference after going 4-10 in the two seasons prior to Cignetti's arrival. IUP was 4-3 in its three NCAA appearances during his tenure and finished as high as 12th in the 2016 final rankings.

An offensive-minded assistant coach at the FBS level for 27 seasons, Cignetti was an original member of Nick Saban's first coaching staff at Alabama, filling the role of recruiting coordinator and wide receivers coach for 2007 through 2010. He was part of a staff that returned the Crimson Tide to national prominence, going 12-2 in their second season in 2008 while Cignetti concurrently compiled the nation's top-ranked recruiting class. Alabama went undefeated as national champions the following season in 2009, the only undefeated final record during Saban's run in Tuscaloosa, pending the conclusion of the 2018 campaign. Alabama went 10-3 in Cignetti's final season before he earned his first head coaching job at IUP.

Cignetti joined the staff at Alabama after spending seven seasons (2000-06) as the recruiting coordinator at North Carolina State while also



coaching tight ends from 2000-02 and 2005-06 and quarterbacks during the 2003 and 2004 campaigns. NC State qualified for five bowl games during that time, including the 2002 Gator Bowl, when the team set a school record with 11 victories. One of his last recruits before moving to Alabama was quarterback Russell Wilson, who played at NC State before moving on to Wisconsin as a senior.

The first recruiting coordinator role for Cignetti came during a seven-year stint (1993-99) at Pittsburgh. He also coached the Panthers' tight ends and quarterbacks at various times under College Football Hall of Fame head coach Johnny Majors. Cignetti began his coaching career as a graduate assistant at Pitt during the 1983 and 1984 seasons and was part of the team's Fiesta Bowl participant his first year. He coached quarterbacks and receivers at Davidson in 1985 and was the quarterbacks coach at Rice (1986-88) and Temple (1989-92).

A quarterback letter winner at West Virginia, Cignetti is a 1982 graduate of WVU with a bachelor's degree in business administration. He is married to the former Manette Lawer. Curt and Manette have three children: Curtis John, Carly Ann and Natalie Elise, who was an honorable mention All-American in volleyball at IUP.

The sport of football runs deep in the Cignetti family. His father, Frank Cignetti, is a member of the College Football Hall of Fame after playing at IUP and compiling a coaching record of 199-77-1 at West Virginia (1976-79) and IUP (1986-2005). The field at IUP is named in his honor (Frank Cignetti Field @ George P. Miller Stadium). Nick Saban coached under Frank Cignetti before later employing Curt Cignetti at Alabama. Curt's younger brother, Frank, Jr., was most recently the quarterbacks coach for the Green Bay Packers and has also held positions with the Giants, Rams, 49ers, Saints and Chiefs.

THE CIGNETTI COACHING FILE

COACHING EXPERIENCE

Season	School	Position
1983-84	Pittsburgh	Graduate Assistant
1985	Davidson	Quarterbacks/Wide Receivers
1986-88	Rice	Quarterbacks
1989-92	Temple	Quarterbacks
1993-99	Pittsburgh	Quarterbacks/Tight Ends
2000-06	NC State	Recruiting Coordinator/Quarterbacks/Tight Ends
2007-10	Alabama	Recruiting Coordinator/Wide Receivers
2011-16	Indiana (Pa.)	Head Coach
2017-18	Elon	Head Coach
2019-pres.	James Madison	Head Coach

HEAD COACHING RECORD

Season	School	Record / Conf.	Postseason
2011	Indiana (Pa.)	7-3 / 5-2	
2012	Indiana (Pa.)	12-2 / 6-1	NCAA Division II Quarterfinals
2013	Indiana (Pa.)	9-2 / 5-2	
2014	Indiana (Pa.)	6-5 / 5-4	
2015	Indiana (Pa.)	9-3 / 6-1	NCAA Division II Second Round
2016	Indiana (Pa.)	10-2 / 6-1	NCAA Division II Second Round
2017	Elon	8-4 / 6-2	NCAA FCS First Round
2018	Elon	6-5 / 4-3	NCAA FCS First Round
Totals	Eight Seasons	67-26 / 43-16	

The Head Coach



HEAD COACH

CIGNETTI

BY THE NUMBERS

CAREER RECORD
67-26
.720 WINNING %

6 OF 8 SEASONS
FINISHING IN
THE **TOP-25**
AS A HEAD COACH

1 BCS NATIONAL CHAMPIONSHIP
IN 2009 WITH
UNDEFEATED ALABAMA

FORMER PLAYERS RECRUITED:

RUSSELL WILSON, MARK INGRAM,
DONT'A HIGHTOWER

27 SEASONS AS
AN FBS ASSISTANT
9 7 4 4 3
AT PITT AT NC STATE AT ALABAMA AT TEMPLE AT RICE

PLAYOFF
APPEARANCES **5**
2 FCS - 3 DII

**CONSENSUS
#1**

RECRUITING CLASS IN 2008
AT ALABAMA

FORMER PLAYERS COACHED:

PHILIP RIVERS, JULIO JONES

JMU



2019 JMU Coaching Staff



Corey Hetherman

*Defensive Coordinator/
Defensive Ends
First Season*

Corey Hetherman was hired on Dec. 20, 2018 as James Madison University's defensive coordinator and defensive ends coach.

Hetherman came to JMU after spending the previous four seasons at CAA foe Maine (2015-18), where he led the defensive line and served as the defensive coordinator for three of his four seasons in Orono.

He quickly turned Maine into a defensive power in the FCS, which included leading the league in six categories in 2018, highlighted by the FCS-leading rushing defense (79.2). Maine also ranked second nationally in sacks (47). The Black Bears also led the CAA in yards per carry allowed (2.4), interceptions (18), fumble recoveries (13) and fumbles for a touchdown (3) while ranking second in third-down defense (28.4%) and fourth in total defense (313.1).

Hetherman guided six Maine defenders to All-CAA status, led by All-Americans Sterling Sheffield and Manny Patterson. Two members of his defensive line, Kayon Whitaker and Charles Mitchell, also earned all-conference laurels.

In 2017, Maine led the CAA on third down, allowing the opposition to a 27 percent success rate. Whitaker developed in his first year as a starter to all-conference stats after ranking fourth in tackles for loss (14.0) and seventh in sacks (8.5). His first year leading Maine's Black Hole defense, he helped mentor all-conference lineman Pat Ricard to the NFL after he ranked second in the conference in tackles for loss and fifth in sacks. Maine ranked third in the league in pass defense as well, at 217.1 yards per game allowed.

Hetherman's 2015 defensive line gave way to Maine ranking second in the CAA in rushing defense, surrendering just 110.8 yards per game. They also ranked second in the CAA in sacks, with 32. Two linemen earned First Team All-CAA status in Trevor Bates and Ricard. The duo combined for 31.0 tackles for loss and 14.5 sacks, as Bates would go on to be a seventh-round draft pick to the Indianapolis Colts in the 2016 NFL Draft.

Prior to Maine, Hetherman was defensive coordinator and linebackers coach at Pace University (2014) for one season where he developed the team's defensive game plan and formatted the PAT and field goal block design.

He coached four seasons at Old Dominion (2010-13). He served as defensive run-game coordinator and assistant linebackers coach in his final season, mentoring two-time All-CAA linebacker Craig Wilkins. He also coached outside linebackers for the Monarchs prior to his promotion.

Hetherman also had stops at Northeastern (2009) and Springfield College (2007-08), and spent a year coaching overseas for the Wuerzburg Panthers.

A three-year starting quarterback at Fitchburg State, Hetherman was a team captain in 2005. He went 21-11 as a starter, leading the team to a pair of MASCAC titles, two NEFC championship games and a berth in two ECAC bowl games. Prior to his coaching career, he spent one year with the Carinthian Black Lions of the Austrian Football League before a season with Wuerzburg in the German Football League.

Hetherman graduated from Fitchburg State with a bachelor of science in secondary education.



Shane Montgomery

*Offensive Coordinator/
Quarterbacks
First Season*

Shane Montgomery was hired on Dec. 28, 2018 as James Madison University's offensive coordinator and quarterbacks coach.

Montgomery brings over 25 years of Division I coaching experience to Harrisonburg, which includes four years as an FBS head coach and 14 years as an offensive coordinator at both the FCS and FBS levels.

Montgomery came to JMU after spending the 2018 season at Charlotte, where he served as offensive coordinator. The 49ers won five games, which was a program record at the FBS level. They also finished .500 in Conference USA for the first time, finishing with a 4-4 league record.

Prior to his brief stint with the 49ers, Montgomery led the offense for eight seasons (2010-17) at Youngstown State, coaching the top quarterback and some of the best running backs in school history. In each of his eight seasons, YSU threw and rushed for over 2,000 yards. The Penguins achieved the program's top-four outputs of total offense during his tenure (2011, 2016, 2010, 2017) while Montgomery called the plays.

Montgomery helped four-year starter Kurt Hess rewrite the YSU record books during his first four seasons as offensive coordinator. Hess finished his career as the school's all-time leader in completions (706), attempts (1,135), yards (8,925), touchdown passes (75), yards per game (198.4), 200-yard passing games (24), passer rating (144.96), touchdown responsibility (87), four-touchdown passing games (six), total offensive yards (9,459) and total offense per game (210.2).

He was part of YSU's run to the national championship in 2016, which included playoff victories against Samford, at Jacksonville State, versus Wofford and at Eastern Washington before falling to JMU in the title game. That season ended a 10-year playoff drought for the Penguins.

Before his run in Youngstown, Montgomery spent one season as offensive coordinator at Akron (2009) and eight years at Miami (OH), serving as offensive coordinator (2001-04) and head coach (2005-08). He also led the offense during his four years at the helm.

While at Miami, Montgomery mentored two-time Super Bowl champion quarterback Ben Roethlisberger, who set 21 program records in three seasons before being the 11th overall pick in the 2004 NFL Draft. Roethlisberger threw for over 10,000 yards and 80 touchdowns in his three-year collegiate career. Montgomery was also a two-time finalist for the Frank Broyles Award, which goes to the nation's top assistant coach.

In his four seasons as head coach with the RedHawks, he guided the team to a share of two Mid-American Conference East division titles (2005, 2007). His first season as head coach saw Miami win five of its last six games, place 11 players on the all-conference team and have seven players move on to the NFL the following season.

Montgomery also had stops as an assistant at Chattanooga (1993-00) and at NC State (1991-92) where he was a quarterback from 1986-89. He was a three-year starter and led the Wolfpack to two bowl berths, earning Offensive MVP honors at the 1988 Peach Bowl and 1989 Copper Bowl. He was a Second Team All-ACC selection in 1989 and finished his career with over 5,000 passing yards and 31 touchdowns.

He and his wife, Sandy, have two sons, Tanner and Trent. Tanner is a catcher for the Youngstown State baseball team and Trent is a pitcher at Catawba College.



2019 JMU Coaching Staff



Damian Wroblewski

*Offensive Line/
Assistant Head Coach*

First Season

Damian Wroblewski was hired on Dec. 17, 2018, as James Madison University's assistant head coach, working primarily with the offensive line.

Wroblewski came to JMU following a five-season stint at Elon (2014-18), where he also led the offensive line.

During his final two seasons in 2017 and 2018, Wroblewski's line propelled the Elon offense to greater heights, leading to a pair of FCS Playoff appearances. In 2018, he guided a pair of seniors to All-America status in Oli Udoh and CJ Toogood. Udoh also shined at both the East-West Shrine Bowl and Reese's Senior Bowl to earn a spot at the 2019 NFL Combine.

Elon's offense led the CAA during the regular season and ranked second overall in rushing offense (199.5) and fourth in total offense (373.5). The Phoenix also allowed the fewest sacks of any league team, at 16, which was an improvement of 15 from the year prior.

In 2017, Elon's offense rushed for 164.5 yards per game, which ranked fourth in the CAA, nearly 40 yards better per game than the 2016 campaign. The Phoenix also ranked fourth in total offense, gaining 370 yards per game. That mark was nearly 100 yards better than their 2016 total. Toogood earned a spot on the All-CAA Second Team and Ikenna Nwokeji was a Third Team honoree and later signed a free-agent contract with the Pittsburgh Steelers.

Wroblewski came to Elon following two seasons as the offensive line coach at Rutgers (2012-13). In 2012, Rutgers allowed just eight sacks all year, ranking eighth in the entire FBS. Rutgers claimed a share of the Big East Conference championship and earned a trip to the Russell Sports Bowl. The following year, the Scarlet Knights surpassed 200 rushing yards in a pair of outings and reached the Pinstripe Bowl at Yankee Stadium.

Over his two seasons in Piscataway, Wroblewski coached a three linemen to all-conference accolades. Antwan Lowery was a First Team All-Big East honoree and Kaleb Johnson earned a Second Team spot in 2012. In the program's inaugural year in the American Athletic Conference in 2013, Betim Bujari was Second Team All-AAAC at center.

Before Rutgers, Wroblewski spent five seasons leading the offensive line at Delaware (2007-11), where he was also assistant head coach for four years. He additionally served as the recruiting coordinator and run-game coordinator. His time in Newark was highlighted by a pair of appearances in the national championship game.

In 2010 the Blue Hens finished 12-3, won a share of the CAA championship and reached the national championship game after leading the league in first downs and pass efficiency while ranking second in scoring offense, rushing offense and total offense. Running back Andrew Pierce, a two-time all-conference performer and an All-American, amassed 1,655 rushing yards to lead the league.

The Blue Hens also reached the national title game in 2007. That season, All-American running back Omar Cuff rushed for a league-high 1,945 yards. With quarterback Joe Flacco, Delaware's offense led the conference in scoring offense, passing offense and total offense in 2007.

Wroblewski also had coaching stops at Stony Brook (2006), Hofstra (2004-05), Penn (2002-03) and Bryant College (1999-02).

A four-year member of the Lafayette College football team as a center, Wroblewski was a two-time All-Patriot League selection and earned the team's Stony Jones Award as the team MVP as a senior. He earned his degree in history in 1999.

Wroblewski and his wife, Kara, have one son, Damian, Jr.



Matt Birkett

Cornerbacks

First Season

Matt Birkett was hired on Dec. 29, 2018, as an assistant coach with the James Madison University football program, working primarily with the cornerbacks.

Birkett came to JMU following a seven-year stint on the Maine football staff, which included five on the defensive side of the ball. He was defensive backs coach for the 2017 and 2018 seasons, while also leading the cornerbacks for three years (2014-16) and running backs (2013) and tight ends (2012) for one season each.

Over the past two years, he was part of leading Maine's defense to ranking as one of the nation's best at the FCS level. In 2018, the Black Bears turned in their best season in program history, winning the CAA championship, reaching the FCS semifinals for the first time ever while leading the league in six defensive categories.

Maine ranked sixth nationally with a CAA-best 18 interceptions Birkett guided Manny Patterson to First Team All-CAA and Second Team All-America status after he led the conference for the second straight year with 22 pass breakups and 25 total passes defended, which was good for third in the entire FCS. Patterson was also a Second Team selection in 2017 after tallying a CAA-high 17 breakups. He also coached freshman Katley Joseph, who ranked second in the CAA with 12 pass breakups and 13 passes defended in 2018.

In 2017, he mentored one of Maine's most veteran units, leading the Black Bears to 11 interceptions. The 2016 season saw Najee Goode earn Third Team All-CAA honors after he ranked tied for third in the conference with three forced fumbles and nine passes defended, which included a pair of interceptions.

In 2015, he mentored a young cornerback tandem, which assisted Maine to ranking third in the CAA in total defense (316.8). Maine produced 12 interceptions, including five coming from the corners. In his first season working with the corners in 2014, he helped the Black Bears to a No. 2 ranking in the CAA in total defense, which was also 15th nationally. They also led the league and ranked eighth in the FCS in defensive pass efficiency while placing second in the league in pass defense (172.2) and producing 14 interceptions. That season produced an all-conference selection in Axel Ofon.

Birkett's running backs rushed for 174.5 yards per game and tallied 21 scores in 2013. He guided three backs to over 500 rushing yards that season and Nigel Jones ranked tied for fifth in the CAA with eight rushing scores. In his first season on staff at Maine, Birkett coached Justin Perillo, who was an All-CAA selection and finished second on the team with five receiving touchdowns before signing a contract with the Green Bay Packers.

Birkett came to Maine following one season at Chaminade High School in California, where he was defensive backs coach, helped the team to a 10-2 record while reaching the 2011 California Interscholastic Federation semifinals. He also had stops at UCLA (2010), Pac-Five High School in Hawaii (2008-09), Rindge and Latin High School in Massachusetts (2007).

He is a 2003 graduate of Edinboro College, where he led the Scots to a Pennsylvania State Athletic Conference championship. He also played at Rhode Island where he named the team's co-MVP in 1999.

Birkett and his wife Sara have two sons, Justus and Massai, and two daughters, Siena and Mischa.



2019 JMU Coaching Staff



Grant Cain

*Special Teams Coordinator/
Tight Ends
First Season*

Grant Cain was hired on Jan. 3, 2019, as an assistant coach with the James Madison University football program, working primarily with the tight ends. He additionally serves as the team's special teams coordinator.

Cain came to JMU after spending the previous six seasons on the staff at Mercer where he led the special teams unit and inside linebackers (2013-18). He was also assistant head coach in 2017 and 2018, seasons in which the Bears were one of the nation's top teams in terms of special teams.

During the 2018 season, Cain guided the Bears to top-12 rankings nationally in four statistical categories, which included leading the country in net punting (40.58). He mentored Matt Shiel to the eighth-best punting average (43.6) in the FCS. Mercer also led the Southern Conference and ranked ninth nationally in kick-return average (25.57) while ranking 12th in both punt-return average (14.17) and punt-return defense (4.35).

In 2017, the Bears paced the nation in kick-return defense while also ranking 10th in punt-return average and 18th in kick returns. Mercer produced top-15 rankings on special teams in five of his six seasons. That season also marked the fourth straight season the team had at least 21 turnovers, registering 25. The Bears also led the country with 16 fumble recoveries.

Mercer led the SoCon and ranked sixth nationally with 13 fumble recoveries in 2016. The year prior, the Bears led the league in scoring defense, at 21.6 points per game while forcing a SoCon-leading 21 turnovers.

In 2014, Cain's group led a defense that ranked second in the conference in forced turnovers and fourth in total defense. That season, Tyler Ward set the program's single-game record with 18 tackles and eclipsed the 100-tackle mark to earn All-SoCon honors. On special teams, Chandler Curtis led the nation in 2014 with four returns for a touchdown to earn the team's first All-America accolade in school history. In his first season, Mercer ranked second in the FCS in rushing defense, as the linebackers produced two of the four top tacklers, led by Tyler Ward's 101 tackles and 10.5 tackles for loss.

Cain came to Mercer following a seven-year stint at Coastal Carolina (2005-12), where he held various positions with the Chanticleers. After beginning his CCU career as a graduate assistant, he became a full-time assistant in 2007, being appointed the outside linebackers coach. Coastal ranked among the nation's top-23 programs in tackles for loss in 2007, led the conference in TFL's in 2009 and paced the league in sacks in 2009.

During his time in Conway, Cain was part of three Big South Conference championships (2005, 2006, 2010). He also contributed with instructing the special teams unit while at Coastal and also held a role with the inside linebackers.

Cain is a 2003 graduate of Catawba, where he earned a bachelor's degree in business administration. He also received a master's degree in instructional technology from Coastal Carolina in 2007.

Cain is married to the former Shauna Koontz, and they have two sons, Caleb and Samuel.



Bryant Haines

*Linebackers/
Co-Defensive Coordinator
First Season*

Bryant Haines was hired on Dec. 17, 2018, as an assistant coach with the James Madison University program, working primarily with the linebackers. He additionally serves as the team's co-defensive coordinator.

Haines came to JMU following two seasons at Elon, where he also led the Phoenix's linebacking corps. This is the third school Haines has been under Curt Cignetti, as he also coached on his staff at Indiana (Pa.).

He mentored Warren Messer to back-to-back seasons on the All-CAA First Team, which included him earning All-America accolades in both seasons. Messer ranked fourth in the CAA with 8.5 tackles per game and fifth in interception return yards, at 86, during his senior campaign. Bryant also coached Matt Baker to Third Team All-CAA status in 2018 after he ranked tied for seventh in the conference with 7.5 sacks.

Prior to Elon, Haines spent the 2016 season as the linebackers coach at UC Davis where he helped Nas Anesi to Second Team All-Big Sky honors.

Before UC Davis, Haines was on Cignetti's staff at IUP for two seasons (2014-15). During his time there, he helped the Crimson Hawks lead the Pennsylvania State Athletics Conference in scoring defense, total defense, third-down defense and red-zone defense in 2015. IUP was fourth among all Division II teams in rushing defense in 2014 and 13th nationally in 2015.

Prior to joining Cignetti the first time, he worked with the Ohio State linebackers in 2013, a year in which the Buckeyes finished with an undefeated 12-0 record. He also had stops at Indiana (2012), Adrian College (2010-11) and Manchester College (2009).

Haines was a linebacker at Ball State, where he was one of the nation's top defenders. He earned College Football News Second Team Freshman All-America honors in 2005 and was later named to the to the All-Mid American Conference Team and the watch list for the Dick Butkus Award in 2008, which is given annually to the top linebacker in the FBS.

He is a 2009 graduate from BSU, where he earned a bachelor's degree in general studies.



2019 JMU Coaching Staff



Andrew Jackson

Defensive Tackles First Season

Andrew Jackson was hired on Jan. 3, 2019, as an assistant coach with the James Madison University football program, working primarily with the defensive tackles.

Jackson came to JMU after spending the 2018 season as the defensive quality control coach at Mississippi State, where he helped the Bulldogs to an 8-5 record and berth in the

Outback Bowl. MSU ranked in the top 10 nationally in eight defensive categories, highlighted by leading the country in total defense (263.1). The Bulldogs also ranked second in scoring defense (13.2), third in rushing defense (95.1) and third-down defense (26.6%), seventh in both passing defense (168.0) and red-zone defense (73.5), eighth in tackles for loss (7.9) and ninth in first-down defense (212).

Prior to MSU, Jackson was the defensive line coach at Fordham for one season (2017). The Rams' defense ranked third in the Patriot League in turnover margin (+0.18) and had three players earn All-Patriot League honors, including freshman linebacker Glenn Cunningham, who was a Freshman All-American.

He was a graduate assistant with the defensive line at Penn State for two seasons (2015-16), as he was part of the Nittany Lions' 2016 team that won the Big Ten championship and earned a berth in the Rose Bowl. Jackson was responsible for weekly film breakdowns and scouting reports and was in charge of preparing the scout team before practice. He also works with the defensive tackles during individual drills.

Jackson also spent two seasons as an assistant at Stony Brook (2013-14) and began his career as a GA at LIU Post, where he was a three-year starter on the defensive line.

A 2011 graduate with a degree in physical education science and coaching, Jackson was a three-year captain for LIU Post. He was a Second Team All-PSAC honoree as a senior after recording 12 tackles for loss and five sacks for the Pioneers.



Matt Merritt

Running Backs First Season

Matt Merritt was hired on Dec. 20, 2018, as an assistant coach with the James Madison University football program, working primarily with the running backs.

Merritt came to JMU after spending the 2017 and 2018 seasons on Cignetti's staff at Elon where he also coached the running backs. In his two years with the Phoenix, the program saw drastic improvement in the run game, which included leading the CAA in the 2018 regular season and second overall, at just under 200 yards per game.

Led by CAA Offensive Rookie of the Year Jaylan Thomas and two-time All-CAA selection Malcolm Summers, the Phoenix backs combined to rush for more than 3,800 rushing yards and 30 touchdowns in Merritt's two seasons guiding the group.

Elon ranked second in the CAA in rushing during the 2018 season at 199.5 yards per game. That was a 35 yards per game improvement from the 2017 season, in which the Phoenix rushed for 164.5 yards per game, which was almost 40 yards better than the year prior to Merritt's hire.

Thomas was the league's top offensive rookie threat in 2018, ranking second in the CAA at 95.1 rushing yards per game. He also scored four rushing touchdowns while leading the league with 6.6 yards per carry. He tallied 761 rushing yards in just eight games of action. Summers had been leading the league in rushing yards per game before an injury in the fifth game of the season, accruing nearly 600 rushing yards and three touchdowns in just five games. That included a 185-yard performance in Elon's first win ever against JMU.

In 2017, Summers rushed for over 750 yards and four scores in only six games, leading the CAA and country in rushing yards before a season-ending injury midway through the campaign. Summers, along with De Sean McNair and Brellynd Cyphers combined for almost 1,900 yards and 14 scores to help the Phoenix reach the FCS playoffs after finishing second in the CAA.

Prior to his arrival at Elon, Merritt spent one season as the running backs coach at Division II school Ohio Dominican. ODU rushed for 1,398 yards and 16 scores, as four backs ran for at least 260 yards in 2016.

Before Ohio Dominican, Merritt was an assistant running backs coach and offensive graduate assistant at Ohio State from 2013 to 2015. During Merritt's time at OSU, the Buckeyes won the 2015 national championship, the 2016 Fiesta Bowl and a Big Ten championship. They also made an appearance in the 2014 Orange Bowl.

While at OSU, he helped coach wide receivers, running backs, special teams and the defensive scout team. He played a role in the development of Ezekiel Elliott and Curtis Samuel while with the Buckeyes, in addition to coaching Carlos Hyde and Braxton Miller.

Merritt also had stops at St. Charles Preparatory and Capital University, where he was a running back and wide receiver.

As a collegian, Merritt had 542 rushing yards, aiding in Capital's 2007 playoff berth. He tallied 1,099 career rushing yards and 12 touchdowns and helped Capital make a pair of Division III playoff appearances.

Merritt earned his bachelor's degree in education from Capital before picking up master's in sport management from Ohio State and coaching education from Ohio University.

He is married to the former Brittanie Duty and they reside in Harrisonburg.



2019 JMU Coaching Staff



Mike Shanahan

*Wide Receivers/
Recruiting Coordinator
First Season*

Mike Shanahan was hired on Dec. 17, 2018, as an assistant coach with the James Madison University program, working primarily with the wide receivers. He additionally serves as the program's recruiting coordinator.

Shanahan came to JMU following two seasons at Elon, where he also led the receiving unit for the Phoenix.

In his first year at Elon, he guided Kortez Weeks to Third Team All-CAA and Freshman All-America accolades. Weeks led three Phoenix receivers over 500 yards that season, including his team-high 709. The receivers aided in Elon averaging more than 50 passing yards per game from 2016 to 2017, tallying 205.5 receiving yards per outing.

In 2018, Cole Taylor was one of the league's top deep-threat receivers, as he averaged 16.9 yards per catch, which ranked fifth in the CAA. He led the squad with 524 receiving yards, while Weeks was second with 484 yards.

Shanahan followed Cignetti to Elon after spending the 2016 season as his wide receivers coach at Indiana (Pa.). In his lone season at IUP, Shanahan helped Walt Pegues to Second Team All-PSAC honors. Pegues ranked 11th in NCAA Division II with 94.1 receiving yards per game.

IUP finished the 2016 campaign at 10-2 overall, finishing the year ranked 12th after advancing to the second round of the NCAA Division II Playoffs.

Prior to IUP, Shanahan spent two seasons at Pittsburgh (2014-15). While at Pitt, he worked primarily with the receivers, guiding NFL prospect Tyler Boyd to First Team All-ACC honors with 91 catches for 926 yards and six scores in 2015. He was part of a Panthers' team that went 8-5 and advanced to the Military Bowl that year.

He also saw time coaching alongside offensive coordinator and quarterbacks coach Jim Chaney during spring practice as he transitioned from a volunteer coach in 2014 to the offensive graduate assistant.

Shanahan graduated from Pitt in 2012 after four years on the gridiron where his 159 receptions and 2,276 yards both rank in the top 10 in school history. A four-year letterman and two-time team captain, Shanahan earned Second Team All-Big East honors in 2012 after catching 62 passes for 983 yards and six touchdowns while helping the Panthers to a BBVA Compass Bowl appearance.

He was also a four-time All-Big East Academic Team selection and was the recipient of Pitt's annual Senior of Distinction Award.

After graduation, Shanahan had stints as a member of the New York Jets and Tampa Bay Buccaneers' preseason squads. He was also a member of the Montreal Alouettes of the Canadian Football League as a wide receiver and tight end.

Shanahan earned Associated Press first team Class AAAA All-State honors as a high school senior. He earned both his bachelor's and master's degrees from Pitt as he studied history as an undergrad and social studies education as a grad student.



Ryan Smith

*Safeties/
Pro Scout Liaison
First Season*

Ryan Smith was hired on Dec. 17, 2018, as an assistant coach with the James Madison University football program, working primarily with the safeties. He additionally serves as the team's pro scout liaison.

Smith came to JMU following two seasons at Elon, where he also led the defensive backfield for the Phoenix.

The unit saw improvements from 2017 to 2018, as the defensive backs accounted for 12 of the team's 13 interceptions in 2018, which was two better than the 10 they intercepted the season prior. The group also broke up 31 passes in his second season, one better than the 30 they achieved in 2017.

He guided two players to All-CAA status in 2018 in Greg Liggs, Jr., who was a Second Team member, and Tyler Campbell, who was a Third Team selection. Liggs, as well as Connor Christiansen were two of the league's best defensive backs, as the duo were tied for third in the CAA with four interceptions apiece. Liggs was also third in passes defended (13) and tied for fourth in fumble recoveries (2). He additionally led Chris Blair to Third Team All-CAA accolades in 2017.

Prior to Elon, Smith spent two seasons at Penn State, serving as a defensive graduate assistant. At PSU, Smith was part of a Nittany Lion squad that won the 2016 Big Ten Championship, earned a berth in the Rose Bowl and finished 11-3 overall. Penn State's defense picked off 10 passes and broke up 60 more in 2015. During his time in University Park, Pa., he helped develop three NFL players in 2016 Miami Dolphins draft pick Jordan Lucas, 2018 Pittsburgh Steelers draft pick Marcus Allen and current Los Angeles Charger Trevor Williams.

Before heading to Penn State, Smith was a defensive GA at the University of Texas at San Antonio for the 2014 season.

A 2014 graduate of the College of William & Mary, Smith helped the Tribe to a 2009 FCS semifinals appearance. As a senior, Smith tallied 47 tackles, one sack and one interception at cornerback. Smith was a two-time CAA Academic All-Conference honoree. He earned his bachelor's degree in process management from the College of William and Mary and a master's degree in educational leadership from Penn State University.



2019 JMU Coaching Staff



Brian Phillips

Director of Strength & Conditioning First Season

Brian Phillips was hired on Dec. 17, 2018 as James Madison University's Director of Strength & Conditioning.

Phillips rejoins Cignetti's staff in Harrisonburg after spending the 2018 season as Director of Sports Performance at UMass, where he worked directly with the football program. He

previously served as Elon's Director of Strength & Conditioning during Cignetti's first year in 2017.

While at Elon, Phillips worked intensely with the football program and oversaw the sports performance efforts for all 16 varsity sports. He additionally designed weekly educational opportunities for student-athletes regarding nutrition, sleep and lifestyle habits.

Prior to Elon, Phillips was assistant strength & conditioning coach and lead of analytics at the U.S. Military Academy for three seasons (2014-16). In his role at Army, he designed and implemented speed, plyometric and conditioning for "skill" position competitors and also constructed modified training programs for injured student-athletes. Simultaneously, Phillips charted and organized data on student-athlete performance and wellness in his role with analytics.

Phillips also served strength & conditioning roles at Nevada, Idaho, Northeastern and USC.

Phillips earned a bachelor's degree in physical education from Bridgewater State and a master's degree in performance enhancement and injury prevention from California (Pa.)

Phillips is a native of East Bridgewater, Mass.



James Ferguson

Director of Football Operations First Season

James Ferguson was hired on Dec. 18, 2018 as James Madison University's director of football operations.

Ferguson came to JMU after spending the last four years on Cignetti's staff, including two seasons at Elon in the same role and two at Indiana (Pa.) as an assistant.

Most recently, he was director of football operations at Elon for the 2017 and 2018 seasons.

In his role, Ferguson is responsible for the day-to-day operations of the JMU football program, providing direct support to Coach Cignetti and staff, both on campus and around the community. He also coordinates and schedules team travel and meetings and serves as a liaison to other departments within the university as it pertains to the team and student-athletes.

Prior to Elon, Ferguson served as an assistant at Indiana (Pa.), working with the offensive line while obtaining his master's degree. The Crimson Hawks ranked fourth nationally in NCAA Division II in rushing offense in 2016. In Ferguson's two seasons at IUP, the program went 19-5 (12-2 conference) and made a pair of NCAA Division II Playoff appearances. In 2016, the team ended the season ranked 12th in the nation.

He also spent time as a volunteer assistant scout and camp operations intern with the Buffalo Bills.

Ferguson earned his bachelor's degree in mass media and journalism and communication studies from Clarion University in 2014. He is also a 2016 graduate of IUP, where he earned his master's degree in sports management.



2019 JMU Support Staff



Faris El-Ali

Strength & Conditioning



Josh Epstein

Strength & Conditioning



Bryan Schneider

Sports Medicine



Hillary Masdon

Sports Medicine



Jonathan McMurtrie

Sports Medicine



Scott Smith

Equipment



Mark Kluck

Equipment



Mike Lago

Football Video



Chris Brooks

Communications/SID



Maggie Tyler

Athletics Video



Lauren Hartman

Dietician



Ashley Parsons

Academic Advising



Jessica Kylo

Academic Advising



Laura Nichols

Academic Advising



Daniel Schiele

Football Operations



Justin Jannuzzi

Duke Club



Taylor Blakely

Marketing



Cameron Straughn

Team Physician



Patty Dorfer

Administrative Asst.

2019 JMU Players



JMU



2019 JMU Players



Rashad Robinson

1

R-Sr. / CB / 5-11 / 188

Richmond, Va.
Hermitage

2019 AS A REDSHIRT SENIOR: HERO Sports First Team Preseason All-American... Athlon Sports Preseason All-American... Preseason All-CAA.

2018 AS A SENIOR: Received a medical hardship waiver to earn a redshirt and additional year of eligibility... STATS FCS Buck Buchanan Award preseason watch list... CAA Preseason Defensive

Player of the Year... STATS FCS First Team Preseason All-American... Athlon Sports First Team Preseason All-American... Preseason All-CAA... CAA Football Commissioner's Academic Honor Roll.

2017 AS A JUNIOR: Played in all 15 games, making eight starts at cornerback... AFCA FCS First Team All-American... Associated Press FCS Second Team All-American... STATS FCS Third Team All-American... HERO Sports FCS Third Team All-American... First Team All-CAA Cornerback... VaSID First Team All-State... CAA Defensive Player of the Week (Oct. 30)... Had 51 total tackles (38 solo), to go with 2.5 tackles for loss, 1.5 sacks, one forced fumble, seven interceptions, one defensive touchdown, nine pass breakups and two quarterback hurries... Ranked third nationally and in the CAA in interceptions... Tied for fourth in JMU single-season history in picks and third in interception yards (145)... Also ranks third in the CAA in passes defended (16)... Returned an interception 82 yards for a touchdown against New Hampshire (Oct. 28), marking the third-longest interception return in school history... Career-high two interceptions in FBS-win at ECU (Sept. 2)... Had a 63-yard interception return at William & Mary (Oct. 21)... Career-high 12 tackles (9 solo) and 1.0 sack in FCS Semifinals against South Dakota State (Dec. 16)... Also had eight tackles and a half sack against Richmond (Nov. 11)... Had three or more tackles in nine games.

2016 AS A SOPHOMORE: Started 11 games at cornerback... Had 36 total tackles (24 solo), to go with 0.5 tackle for loss, two interceptions and four pass breakups... Season-high eight tackles at New Hampshire (Oct. 15)... Produced four solo tackles in five separate games... Produced at least three tackles in seven games... Recorded first interception at Maine (Sept. 24) with a 28-yard return... Intercepted another pass the following week against Delaware (Oct. 1)... Two pass breakups at Villanova (Nov. 12).

2015 AS A FRESHMAN: Played in all 12 games, making one start... CAA Special Teams Player of the Week (Sept. 14)... ECAC FCS Rookie of the Week (Sept. 15)... Had 16 total tackles (15 solo), to go with one interception, three fumble recoveries, one forced fumble, two pass breakups and one blocked kick... Ranked fourth nationally and led the CAA in fumble recoveries... Scored first career touchdown on a 34-yard fumble recovery off a failed punt attempt against Lehigh (Sept. 12)... Recovered an onside kick in the Lehigh win, the first successful recovery by any CAA player in 2015... Produced first collegiate interception in opener versus Morehead State (Sept. 5)... Season-high three tackles in three separate games, at Elon (Oct. 17), at William & Mary (Oct. 31) and against Villanova (Nov. 21)... Recorded a tackle in eight games... CAA Football Academic All-Conference Team.

HIGH SCHOOL: Shifted from quarterback to cornerback at JMU... Ranked in the state's top 100 recruits by the Roanoke Times... Second Team All-5A South Region as a senior... First Team All-Conference 11... Two-year starting quarterback at Hermitage, passing for 664 yards and rushing for 503 yards in eight games due to an injury as a senior... Led Panthers to the VHSL state quarterfinals in 2014... Helped Hermitage to a 9-3 record and a state playoff berth in 2013... Chose JMU over offers from Army and Nevada.

PERSONAL: Full name is Glynn Rashad Robinson... Majoring in kinesiology.



Austin Douglas

2

Fr. / RB / 5-11 / 195

Alpharetta, Ga.
Mount Vernon School

HIGH SCHOOL: Class A Private All-State as a senior... 5-A Region Offensive Player of the Year as a senior... Three-time All-Region selection... Rushed for 1,673 yards and 17 touchdowns, averaging 10.5 yards per carry, as a senior... Gained nearly 1,400 yards with 12 touchdowns as a junior... Helped Mount Vernon School to three

playoff appearances, which included the team winning a program-record eight games in 2018... Dual-sport athlete who also played basketball and ran track.

PERSONAL: Full name is Austin Samuel Douglas... Son of Edmond and Pamela Douglas... His brother, Justin, is a wide receiver at Southeastern Louisiana.



Dimitri Holloway

2

R-Sr. / LB / 6-2 / 217

Newport News, Va.
Heritage

2019 AS A REDSHIRT SENIOR: HERO Sports Third Team Preseason All-American... Preseason All-CAA.

2018 AS A REDSHIRT JUNIOR: Second Team All-CAA linebacker... VaSID First Team All-State... CAA Defensive Player of the Week (Oct. 29)... Started all 13 games at linebacker... Had 127 total tackles

(46 solo), to go with 11.0 tackles for loss, two forced fumbles and a pair of pass breakups... Tied for the CAA lead in total tackles and ranked second in the league and 20th in the FCS in tackles per game (9.8)... Career-high 18 tackles and 2.0 tackles for loss against Stony Brook (Oct. 27)... Registered double-digit tackles in six games and eight or more in 10 games... Tallied 14 tackles at Towson (Nov. 17) and had 13 in FCS Second Round at Colgate (Dec. 1)... Also made 12 tackles against Elon (Oct. 6) and 11 at both Richmond (Sept. 29) and New Hampshire (Nov. 3)... Tied career high with 2.0 tackles for loss at Villanova (Oct. 13)... Had a tackle for loss in 10 games... Forced a fumble at NC State (Sept. 1) and against William & Mary (Sept. 22).

2017 AS A JUNIOR: Received a medical hardship waiver to earn a redshirt and additional year of eligibility... Played in just one game before an injury sidelined him for the rest of the season... Had six total tackles (2 solo), to go with a 0.5 tackle for loss in season opener at ECU (Sept. 2).

2016 AS A SOPHOMORE: Played in 12 games, making nine starts at linebacker... Had 53 total tackles (22 solo), to go with 4.0 tackles for loss, 1.0 sack, one forced fumble, two quarterback hurries and a safety... Season-high 16 tackles, which included a career-best 10 solo stops, in JMU's FCS semifinal win at No. 1 North Dakota State (Dec. 16)... Career-high 2.0 tackles for loss against Sam Houston State in FCS quarterfinals (Dec. 9)... Registered a safety versus SHSU, sacking Jeremiah Briscoe in the end zone... Tallied five or more tackles in six games... Made eight tackles against Central Connecticut (Sept. 10) and six at Maine (Sept. 24)... Opened season with five tackles, 1.5 for loss and a forced fumble versus Morehead State (Sept. 3).

2015 AS A FRESHMAN: Played in all 12 games... Had 19 total tackles, including 13 solo, to go with 1.0 tackle for loss, 1.0 sack and one pass breakup... Season-high six tackles (five solo) in first career game against Morehead State (Sept. 5)... Accrued two or more tackles in four games, including four against Lehigh (Sept. 12) and three at Elon (Oct. 17)... Registered first collegiate sack and pass breakup in win over Lehigh.

HIGH SCHOOL: First Team Class 4A All-State as a senior... First Team 4A South All-Region... Ironclad Conference 18 Defensive Player of the Year and First Team All-Conference 18 by the Daily Press... Ranked a top-100 Virginia recruit by the Roanoke Times... Rated No. 56 in the state by 247Sports... Averaged 13 tackles a game as a senior to earn a spot in the Adidas 757 All-Star Football game... Second Team All-Ironclad Conference as a junior... Helped Heritage to a 12-2 record in 2013, recording 90 tackles (36 solo), 10 tackles for loss, five sacks, three fumble recoveries and two interceptions... Also played wide receiver his junior year, making 13 catches for 279 yards and two touchdowns... Was a high school teammate of JMU tailback Khalid Abdullah.

PERSONAL: Full name is Dimitri Miles Holloway... Majoring in sport and recreation management.

Robinson Statistics

TACKLES	G	UA	A	Total	TFL	Yds	PD	FF	FR	Blkd	QBH
2015	12	15	1	16	0.0	0	3	1	3	1	0
2016	11	24	12	36	0.5	1	6	0	0	0	0
2017	15	38	13	51	2.5	20	16	1	0	0	2
TOTAL	38	77	26	103	3.0	21	25	2	3	1	2

INTERCEPTIONS	G	No.	Yds	TD	Lg	Avg/R	Avg/G
2015	12	1	0	0	0	0.0	0.0
2016	11	2	28	0	28	14.0	2.5
2017	15	7	145	1	82	20.7	9.7
TOTAL	38	10	173	1	82	17.3	4.6

2019 JMU Players

Holloway Statistics

TACKLES	G	UA	A	Total	TFL	Yds	PD	FF	FR	Blkd	QBH
2015	12	13	6	19	1.0	4	1	0	0	0	0
2016	12	22	31	53	4.0	12	0	1	0	0	2
2017	1	2	4	6	0.5	0	0	0	0	0	1
2018	13	46	81	127	11.0	22	2	2	0	0	0
TOTAL	38	83	122	205	16.5	38	3	3	0	0	3

SACKS	G	UA	A	Total	Yds
2015	12	1	0	1.0	4
2016	12	1	0	1.0	6
2017	1	0	0	0.0	0
2018	13	0	0	0.0	0
TOTAL	38	2	0	2.0	10



Brandon Polk

3

R-Sr. / WR / 5-9 / 175

Ashburn, Va.

Briar Woods (Penn State)

PRIOR TO JMU: Transferred to JMU after spending four seasons at Penn State (2015-19) and will have one year of eligibility... Appeared in 40 games, making 10 starts for the Nittany Lions... Recorded 27 receptions for 367 yards and four touchdowns while rushing for 159 yards and a score... Had nine catches for 162 yards and two touchdowns in 2018,

starting in seven of his 10 games... Had a career-high 55 receiving yards against Kent State, which included a career-long 41-yard touchdown... Also had a 34-yard score at Pitt... Had 10 catches for 130 yards and a touchdown in 2017... Career-best three receptions against Northwestern and scored touchdown against Georgia State... Received medical redshirt after being injured three games into 2016... Had six catches for 57 yards and a touchdown while rushing for 159 yards and a TD in 2015, appearing in 13 games with three starts... Rushed for 50 yards at Temple, with a long of 33... Ran for 45 yards and first career touchdown on a 33-yard carry against Buffalo... First career touchdown catch vs. Indiana on a 39-yard reception.

HIGH SCHOOL: All-Loudoun Athlete of the Year as a senior... Had 26 receptions for 303 yards (11.8 per catch) and rushed for 260 yards (9.3 per carry) with five total touchdowns as a senior... Set Briar Woods record with 91-yard touchdown run in 2014... Teamed with former Penn State quarterback Trace McSorley to lead the Falcons to the VHSL 5A state championship game in 2013... Had 635 receiving yards with eight touchdowns and 232 rushing yards as a junior... Three-year letterman at Briar Woods... Dual-sport athlete who also ran track... Was Virginia state champion in the 200 as a sophomore.

PERSONAL: Full name is Brandon Alexander Polk... Son of Ed and Sharon Polk... Has a brother, Kyle, and a sister, Leah.



Ron'Dell Carter

5

R-Sr. / DL / 6-3 / 269

Baltimore, Md.

Long Reach (Rutgers)

2019 AS A REDSHIRT SENIOR: HERO Sports Second Team Preseason All-American... Preseason All-CAA.

2018 AS A REDSHIRT JUNIOR: Started all 13 games... First Team All-CAA defensive lineman... VaSID First Team All-State... First Team ECAC All-Star... Had 58 total tackles (26 solo), to go with 13.0 tackles for loss, 7.5 sacks, one forced fumble, one fumble recovery and a quarterback hurry... Ranked tied for 7th in the CAA in sacks and tied for 9th in tackles for loss... Career-high 10 tackles with a TFL, forced fumble and recovery in FCS Second Round at Colgate (Dec. 1)... Made seven stops with career highs of five solo tackles and three tackles for loss in season opener at NC State (Sept. 1)... Also had six tackles against Elon (Oct. 6) and at New Hampshire (Nov. 3)... Made five or more tackles in seven games... Career-best 1.5 sacks against Rhode Island (Nov. 10) while having a full sack in six other games... At least 1.5 tackles for loss in five contests... Dean Ehlers Team

MVP... Bob Yetzer Leadership Award winner.

2017 AS A REDSHIRT SOPHOMORE: Played in all 15 games... Had 28 total tackles (15 solo), to go with 8.0 tackles for loss, 4.0 sacks, three pass breakups and four quarterback hurries... Season-high four tackles against Norfolk State (Sept. 16)... Six games with at least three tackles... 2.0 tackles for loss against ETSU (Sept. 9) and at Elon (Nov. 18)... Recorded all four sacks during CAA play.

PRIOR TO JMU: Transferred to JMU after spending two seasons at Rutgers out of the Big Ten... Appeared in five games in 2016, making two tackles, including a 0.5 tackle for loss and a 0.5 sack... Recorded first collegiate tackle at Ohio State... Registered 0.5 sack in season finale at Maryland... Academic All-Big Ten list... Redshirted 2015 season to retain a year of eligibility.

HIGH SCHOOL: Three-star recruit and top-30 player from the state of Maryland at Long Reach High School, primarily playing defensive end and tight end... First Team All-Howard County tight end as a senior and First Team defensive end as a junior... Baltimore Sun's "Players to Watch" heading into senior season... Captain at the Maryland Crab Bowl, featuring most talented seniors from Maryland and D.C.... Baltimore Touchdown Club Super 22 Team as a junior... Team captain... Dual-sport athlete who also threw shot put for track & field and played basketball at Long Reach.

PERSONAL: Full name is Ron'Dell Lamaree Carter... Younger brother of former JMU linebacker Robert Carter, Jr. (2015-18)... Majoring in computer information systems.

Carter Statistics

TACKLES	G	UA	A	Total	TFL	Yds	PD	FF	FR	Blkd	QBH
2017	15	15	13	28	8.0	46	3	0	0	0	4
2018	13	26	32	58	13.0	62	0	1	1	0	1
TOTAL	28	41	45	86	21.0	108	3	1	1	0	5

SACKS	G	UA	A	Total	Yds
2017	15	3	2	4.0	38
2018	13	7	1	7.5	45
TOTAL	28	10	3	11.5	83



Jamir Hudson

5

R-So. / WR / 5-8 / 165

Virginia Beach, Va.

Bishop Sullivan Catholic

2018 AS A REDSHIRT FRESHMAN: Played in 11 games, primarily on special teams.

2017 AS A FRESHMAN: Redshirted to retain a year of eligibility.

HIGH SCHOOL: Named top-50 senior in Virginia in 2016... All-Region as a junior... All-

Conference as a sophomore and junior... Named team MVP as a sophomore and junior... Dual-sport athlete who also played baseball and ran track for Bishop Sullivan Catholic's conference and regional championship teams.

PERSONAL: Full name is Jamir Nigel Hudson... Son of Jamal and Justine Hudson... Has three brothers, Jamal, Martius and Zair, and two sisters, Zaniayah and Desiree... Majoring in media arts and design.



Julio Ayamel

6

Fr. / LB / 6-0 / 230

Gaithersburg, Va.

Good Counsel

HIGH SCHOOL: Second Team All-Metro as a junior and Honorable Mention as a senior... First Team All-Washington Catholic Athletic Conference as a junior and senior... Helped Good Counsel to the WCAC semifinals both in 2017 and 2018... Honor roll student.

PERSONAL: Full name is Julio Abbas Ayamel... Son of Houssen and Thelma Ayamel... Has a sister, Mariana.

2019 JMU Players



Ben DiNucci

6

R-Sr. / QB / 6-3 / 210
Wexford, Pa.
Pine-Richland (Pitt)

2018 AS A REDSHIRT JUNIOR: Started all 13 games... Third Team All-CAA quarterback... CAA Offensive Player of the Week (Nov. 12)... Completed 211-of-309 pass attempts for 2,275 yards and 16 touchdowns, with 12 interceptions... Also rushed for 433 yards and a team-best 9 touchdowns, averaging 4.0 yards per carry... Ranked third nationally with a 68.3% completion percentage... Also ranked tied for second in the CAA in rushing touchdowns... Threw for a career-high 316 yards against Elon (Oct. 6)... Tossed a career-best four touchdowns against Rhode Island (Nov. 10)... Threw three touchdown passes against Robert Morris (Sept. 13) and at Richmond (Sept. 29)... Career-high five total touchdowns twice, adding two rushing scores in RMU win and one rushing TD vs. URI... Ran for career highs of 104 rushing yards and three rushing scores at Towson (Nov. 17)... Threw for over 200 yards in four games and rushed for over 60 yards in four outings... Completed more than 70 percent of his passes in six games, including a career-high 85.2% rate in season opener at NC State on 23-of-27 passing... CAA Football Commissioner's Academic Honor Roll... CFPA FCS National Performer of the Year Midseason Watch List.

PRIOR TO JMU: Transferred to JMU after spending three seasons at Pitt... Redshirted true freshman season before playing in 12 games over the next two... Made six starts at quarterback as a redshirt sophomore... Was 88-of-158 for 1,091 yards with five touchdowns and five interceptions as a sophomore... Also rushed for a touchdown and two-point conversion – both against Penn State... Came off bench to throw for a season-high 228 yards (13-of-25) and a touchdown against Oklahoma State... Made first career start the next week, going for 110 yards and a TD at Georgia Tech... Had season highs for both completions and attempts versus NC State, throwing 19-of-32 for 170 yards and score... Appeared in two games as a redshirt freshman, including throwing a touchdown in the Pinstripe Bowl against Northwestern.

HIGH SCHOOL: USA Today Second Team All-American... Pennsylvania Gatorade Player of the Year... Pennsylvania Sports Writers Class AAAA Player of the Year... Pennsylvania Football News Class AAAA Offensive Player of the Year... Pittsburgh Post-Gazette "Fabulous 22"... Pittsburgh Tribune-Review "Terrific 25"... Threw for 7,619 yards and 72 touchdowns during career at Pine-Richland... Became first player in PA history to throw for 4,000 yards in a season, passing for 4,269 yards and 46 touchdowns as a senior... Led Pine-Richland to 15-1 record and WPIAL Class AAAA championship and PIAA title game as a senior... Three-year starter at quarterback... ESPN rated him No. 10 overall prospect in the state and nation's No. 27 pocket-passing QB... Dual-sport athlete who also played basketball... Honor roll student.

PERSONAL: Full name is Benjamin Anthony DiNucci... Son of Jay and Heidi DiNucci... Has one brother and one sister... Majoring in economics.

DiNucci Statistics

PASSING	G	Cmp	Att	Int	Yds	TD	Lg	Pct.	Avg/P	Avg/G
2018	13	211	309	12	2275	16	47	68.3	7.4	175.0
RUSHING	G	Att	Yds	TD	Lg	Avg./R	Avg/G			
2018	13	107	433	9	56	4.0	33.3			



John Daka

7

Sr. / DL / 6-2 / 227
Upper Marlboro, Md.
Wise

2019 AS A SENIOR: HERO Sports First Team Preseason All-American... Honorable Mention Preseason All-CAA.

2018 AS A JUNIOR: Played in all 13 games, making eight starts... HERO Sports FCS Second Team All-American... Phil Steele FCS Fourth Team All-American... Third Team All-CAA defensive

lineman... VaSID First Team All-State... Had 47 total tackles (22 solo), to go with 17.0 tackles for loss, 10.0 sacks, two forced fumbles, a safety and nine quarterback hurries... Ranked tied for first in the CAA in sacks and tied for second in tackles for loss... Also ranked 24th in the FCS in sacks per game (0.77)... Career-high eight tackles with 1.5 TFLs and a sack at New Hampshire (Nov. 3)... Career-best two sacks at Towson (Nov. 17) and in FCS First Round against Delaware (Nov.

24)... Tallied a career-high 3.5 tackles for loss, a sack and forced a fumble at Richmond (Sept. 29)... Forced a safety in FCS First Round win... Made 1.5 sacks in FCS Second Round at Colgate (Dec. 1)... Also had six tackles with a pair of TFLs against Robert Morris (Sept. 13)... Had a TFL in 11 straight games to end the season... Accrued at least a full sack in seven outings... Made four or more tackles in six games... JMU's Defensive Lineman of the Year.

2017 AS A SOPHOMORE: Played in nine games... Had four total tackles (2 solo), to go with 1.0 tackle for loss, 1.0 sack and one pass breakup... Had two tackles and first career sack at William & Mary (Oct. 21).

2016 AS A FRESHMAN: Played in 13 games... Had 19 total tackles (10 solo), to go with 1.5 tackles for loss and one quarterback hurry... Season-high six tackles and 1.0 tackle for loss against Rhode Island (Oct. 29)... Registered five tackles, all solo, in FCS quarterfinals versus Sam Houston State (Dec. 9)... Tallied at least one tackle in nine games.

HIGH SCHOOL: Maryland Class 4A Big School First Team All-State as a senior... Parade Honorable Mention All-American as a senior... Washington Post First Team All-Met defense as a senior... DMV Elite First Team All-Maryland Team... Prince George's 4A Defensive Player of the Year as a senior... First Team All-County as a junior and senior... Helped Wise to 2015 MAA 4A state championship with perfect 14-0 record... Also helped Pumas to 2014 MPSSAA 4A playoffs as a junior... Set school record with 28 sacks as a senior... Invited to play for the state of Maryland in the 2016 Big 33 Classic.

PERSONAL: Full name is John Daka... Son of Vizzie Okpalobi... Has three brothers, Golden, Anderson and Andre, and a sister, Ariana... Majoring in sociology.

Daka Statistics

TACKLES	G	UA	A	Total	TFL	Yds	PD	FF	FR	Blkd	QBH
2016	13	10	9	19	1.5	7	0	0	0	0	1
2017	9	2	2	4	1.0	9	1	0	0	0	0
2018	13	22	25	47	17.0	84	0	2	0	0	9
TOTAL	36	34	36	70	19.5	100	1	2	0	0	10
SACKS	G	UA	A	Total	Yds						
2016	13	0	0	0.0	0						
2017	9	1	0	1.0	9						
2018	13	9	2	10.0	65						
TOTAL	35	10	2	11.0	74						



Jawon Hamilton

7

R-Jr. / RB / 5-8 / 195
Miami, Fla.
South Dade (UCF)

2018 AS A REDSHIRT SOPHOMORE: Third Team All-CAA kick returner... Played in 12 games, serving as team's primary kick-return specialist... Had 15 kick returns for 417 yards and a touchdown, averaging 27.8 yards per return... Also had nine rushes for 49 yards and a touchdown, as well as one reception for six yards... Ranked second in the

CAA and 11th nationally in kick-return average... Returned opening kickoff 93 yards for a touchdown at Richmond (Sept. 29)... Scored a rushing touchdown against Robert Morris (Sept. 13)... Season-long 18-yard rush against William & Mary (Sept. 22)... Had 49-yard kick return at New Hampshire (Nov. 3) and 44-yard return against RMU... Produced six kick returns over 30 yards.

PRIOR TO JMU: Transferred to JMU after spending two seasons at UCF, where he was part of the undefeated Knights team that went 13-0 and won the Peach Bowl in 2017... Played in all 13 games as a freshman and received a medical redshirt after being injured in the second game of his sophomore season... Appeared in 15 games, making 11 starts at running back... Had 139 carries for 495 yards and four touchdowns as a freshman in 2016... Rushed 12 times for 56 yards and a score as a sophomore... Also caught 17 passes for 73 receiving yards as a freshman... Season-high 81 rushing yards and a touchdown at Cincinnati in 2016... Had four games over 50 rushing yards as a freshman.

HIGH SCHOOL: No. 100 on the Orlando Sentinel 2016 Florida Top 100 List... Miami Herald All-Dade Class 8A-6A First Team... 2015 Tournament of Champions South Florida Player of the Year... Florida 8A First Team All-State... Helped lead South Dade to 2015 FHSAA Class 8A regional championship game... Rushed for 1,259 yards and 16 touchdowns on 131 carries, averaging 9.6 yards per attempt... Dual-sport athlete who also ran track.

PERSONAL: Full name is Jawon Deonte Hamilton... Son of Demetress Hamilton and Tanesha Toft... Has two brothers and two sisters... Majoring in sport and recreation management.

2019 JMU Players

Hamilton Statistics

RUSHING	G	Att	Yds	TD	Lg	Avg./R	Avg/G
2018	12	9	49	1	18	5.4	4.1
KICK RETURNS	G	No.	Yds	TD	Lg	Avg/R	Avg/G
2018	12	15	417	1	93	27.8	34.8



Wayne Davis

8

R-Jr. / LB / 5-10 / 190

Norfolk, Va.

Lake Taylor (Ohio State)

2018 AS A REDSHIRT SOPHOMORE: Started all 13 games at linebacker... Had 45 total tackles (33 solo), to go with 4.5 tackles for loss, 1.0 sack, two interceptions and six pass breakups... Career-high eight tackles at Towson (Nov. 17)... Made a career-best six solo tackles with 2.0 for loss and first career sack against Stony Brook (Oct. 27)... Had five tackles

against both Rhode Island (Nov. 10) and in FCS Second Round at Colgate (Dec. 1)... Recorded first career interception with two pass breakups at Richmond (Sept. 29) and added another pick in FCS First Round against Delaware (Nov. 24)... Tallied four or more tackles in six games... Also had 1.0 TFL at Richmond and against Elon (Oct. 6).

PRIOR TO JMU: Transferred to JMU after spending two years at Ohio State... Redshirted true freshman season in 2016 and appeared in two games as a redshirt freshman in 2017... 2016 OSU Scholar-Athlete... 2017 Academic All-Big Ten Team.

HIGH SCHOOL: Virginia Gatorade Player of the Year... Associated Press Player of the Year... VHSL 4A First Team All-State defensive back as a sophomore, junior and senior and First Team wide receiver as a senior... Tidewater Player of the Year as a senior... Three-time First Team All-Region and All-Conference... Had 43 tackles and seven interceptions, five of which he returned for touchdowns, as a senior... Had 41 receptions for 731 yards and six touchdowns... Helped Lake Taylor to 2014 4A state title and a berth in the 2015 title game... Honor roll student all four years.

PERSONAL: Full name is Wayne Sidney Davis... Majoring in sociology.

Davis Statistics

TACKLES	G	UA	A	Total	TFL	Yds	PD	FF	FR	Blkd	QBH
2018	13	33	12	45	4.5	21	8	0	0	0	0
SACKS	G	UA	A	Total	Yds						
2018	13	1	0	1.0	10						
INTERCEPTIONS	G	No.	Yds	TD	Lg	Avg/R	Avg/G				
2015	13	2	2	0	2	1.0	0.2				



Jacob Knight

8

Fr. / QB / 6-4 / 230

Roanoke, Va.

Cave Spring

HIGH SCHOOL: Four-year starter at Cave Spring... Set school record with 43 career passing touchdowns, passing for over 4,700 yards... Passed for 1,070 yards and nine touchdowns as a senior... Selected to 2018 VHSCA All-Star Game, scoring a rushing touchdown.

PERSONAL: Full name is Jacob Wilson Knight... Son of Corey and Misty Knight... Has a sister, Allie... His father played at Ferrum... His great uncle, Emmett Hanger, played basketball at JMU in the late 1960's... Majoring in sport and recreation management.



Reggie Brown

9

R-Fr. / WR / 6-0 / 178

Lakeland, Fla.

Kathleen

2018 AS A FRESHMAN: Redshirted to retain a year of eligibility.

HIGH SCHOOL: Invited to play in the Best of Florida All-Star Game as a senior... Most Outstanding WR Award as a junior... Earned Offensive Player of the Week honors as a junior and senior... Helped Kathleen to playoffs as a sophomore... Dual-sport athlete who also played basketball... Honor Roll student.

PERSONAL: Full name is Reginald Latroy Brown... Son of Donta and Ozepera Scurles... Has two brothers and three sisters.



Jalen Green

10

Fr. / DL / 6-1 / 256

Baltimore, Md.

Good Counsel

HIGH SCHOOL: Washington Post First Team All-Metro as a junior and senior... First Team All-Washington Catholic Athletic Conference as a junior and senior... DC Touchdown Club member... Good Counsel's career sacks leader, with 38.5... Set school's single-season sacks record, with 13.0 as a senior... Helped Good Counsel to WCAC semifinals in both 2017 and 2018... Dual-sport athlete who also played basketball.

PERSONAL: Full name is Jalen Green... Son of Thorn and Arianne Lemon... Has a brother, Amari, and two sisters, Ariyah and Aiyana.



Riley Stapleton

10

R-Sr. / WR / 6-5 / 230

Indiana, Pa.

Indiana

2019 AS A REDSHIRT SENIOR: HERO Sports Third Team Preseason All-American.

2018 AS A REDSHIRT JUNIOR: Started all 13 games... Second Team All-CAA wide receiver... FCS ADA Academic All-Star... Led team with 62 receptions for 710 yards and seven touchdowns... Ranked third in the CAA in receptions, fourth in

receiving touchdowns and seventh in total receiving yards... Season-high 116 yards on eight catches at New Hampshire (Nov. 3)... Career-high nine catches for 88 yards and a touchdown in season opener at NC State (Sept. 1)... Also made eight receptions for 78 yards and a touchdown against William & Mary (Sept. 22)... Finished just shy of 100 receiving yards on two other occasions, finishing with six catches for 98 yards and a score at Richmond (Sept. 29), followed by seven receptions for 99 yards and a TD the next week against Elon (Oct. 6)... Recorded third career two-touchdown game with a pair of scores against Rhode Island (Nov. 10)... Scored a touchdown in five of the first six games... Tallied five or more receptions in seven games... Accrued over 65 receiving yards in six outings... Career-long 47-yard reception in Elon game... CAA Football Commissioner's Academic Honor Roll.

2017 AS A REDSHIRT SOPHOMORE: Played in 13 games, making eight starts at wide receiver... Had 42 receptions for 615 yards and a team-best five touchdowns... Ranked ninth in CAA in yards per catch (14.6)... Recorded two 100-yard receiving games – both in the FCS playoffs... Scored three of five touchdowns during the FCS playoffs... Had a season-high eight receptions for 189 yards and a touchdown in FCS quarterfinals against Weber State (Dec. 8)... His 189 yards with the second-most receiving yards in JMU single-game history, setting a JMU postseason record... Had seven receptions for 107 yards against North Dakota State (Jan. 6) in the NCAA Division I Football Championship game... Caught a then career-long 40-yard touchdown late in the fourth quarter to help JMU tie the game against Weber State... Had five catches for 70 yards and two scores in FCS semifinals against South Dakota State (Dec. 16)... Also contributed eight catches for 64 yards and first two career touchdowns versus ETSU (Sept. 9)... Also had

2019 JMU Players

63 receiving yards against Maine (Sept. 23) and 62 yards in FCS Second Round versus Stony Brook (Dec. 2)... Tallied three or more catches in seven games... Had three catches of at least 30 yards... JMU Athletic Director's Scholar-Athlete (Fall 2017)... CAA Football Commissioner's Academic Honor Roll.

2016 AS A REDSHIRT FRESHMAN: Played in 11 games, primarily on special teams... Dean's List (Spring 2017)... JMU Athletic Director's Scholar-Athlete (Fall 2016, Spring 2017).

2015 AS A FRESHMAN: Redshirted to retain a year of eligibility.

HIGH SCHOOL: Pennsylvania Writers' First Team Class AAA All-State as a senior... First Team All-WesternPA Football.net Big School... WPIAL All-Greater Allegheny Conference... Had 69 receptions for 1,104 yards and 11 touchdowns as a senior to lead the Indians to a playoff berth... Helped Indiana to the playoffs as a junior after making 50 catches for 702 yards... Also played basketball, scoring more than 1,000 points after averaging 14.2 points and 6.4 rebounds as a senior and 14.0 points and 5.8 rebounds as a junior.

PERSONAL: Full name is Riley Douglas Stapleton... Majoring in communication studies.

Stapleton Statistics

RECEIVING	G	Rec	Yds	TD	Lg	Rec/G	Avg/C	Avg/G
2016	11	0	0	0	0	0.0	0.0	0.0
2017	13	42	615	5	40	3.2	14.6	47.3
2018	13	62	710	7	47	4.8	11.5	54.6
TOTAL	37	104	1325	12	47	2.8	12.7	35.8



Bryce Maginley

11

Sr. / LB / 6-2 / 235
Charlotte, N.C.
Ardrey Kell

2018 AS A JUNIOR: Played in 12 games, primarily on special teams... Had nine total tackles (3 solo), to go with one interception for a touchdown... Season-best three tackles against Robert Morris (Sept. 13)... Returned an interception for a touchdown against William & Mary (Sept. 22), marking second career touchdown... Transitioned from outside linebacker to inside linebacker during Spring 2018 drills.

2017 AS A SOPHOMORE: Played in all 15 games, making 12 starts at linebacker... Had 25 total tackles (12 solo), to go with 2.0 tackles for loss, one forced fumble and a blocked punt... Career-high six tackles at Elon (Nov. 18)... Also had five stops against North Dakota State (Jan. 6) in the NCAA Division I Football Championship game... Forced a fumble on the opening drive in the FCS semifinals against South Dakota State (Dec. 16)... Recorded 1.0 tackle for loss at William & Mary (Oct. 21)... Blocked a punt for a safety against Norfolk State (Sept. 16)... Tallied three or more tackles in four games... CAA Football Commissioner's Academic Honor Roll.

2016 AS A FRESHMAN: Played in all 15 games, primarily on special teams... Had 12 total tackles (7 solo), to go with one forced fumble and a punt return for a touchdown... Returned a blocked punt 20 yards for his first career touchdown in FCS quarterfinals against Sam Houston State (Dec. 9)... Season-high five tackles and a forced fumble versus Rhode Island (Oct. 29)... Had two tackles at Richmond (Nov. 5) and against SHSU.

HIGH SCHOOL: South Meck 8 Offensive Player of the Year as a junior... First Team All-South Meck 8 Conference as a junior... Helped Ardrey Kell to the second round of the North Carolina 4AA playoffs as a junior and senior.

PERSONAL: Full name is Bryce Kendel Maginley... Majoring in public policy and administration.

Maginley Statistics

TACKLES	G	UA	A	Total	TFL	Yds	PD	FF	FR	Blkd	QBH
2016	15	7	5	12	0.0	0	0	1	0	0	0
2017	15	12	13	25	2.0	2	0	1	0	1	0
2018	12	3	6	9	0.0	0	1	0	0	0	0
TOTAL	42	22	24	46	2.0	2	1	2	0	1	0

INTERCEPTIONS	G	No.	Yds	TD	Lg	Avg/R	Avg/G
2015	15	0	0	0	0	0.0	0.0
2016	15	0	0	0	0	0.0	0.0
2017	12	1	24	1	24	24.0	2.0
TOTAL	42	1	24	1	24	24.0	0.6



Jake O'Donnell


11

R-Fr. / QB / 6-4 / 175
Tampa, Fla.
Sickles

2018 AS A FRESHMAN: Redshirted to retain a year of eligibility... Dean's List (Fall 2018)... CAA Football Commissioner's Academic Honor Roll.

HIGH SCHOOL: Played senior season at Sickles after playing first three years at Jesuit... Two-year member of the US National Team, competing at the 2018 World Championships in Mexico City... Competed in the Developmental Games as a junior and senior... Helped Jesuit to Florida 5A state semifinals as a junior... Dual-sport athlete who also competed for the track & field program.

PERSONAL: Full name is Jacob Anthony O'Donnell... Son of Kevin and Julie O'Donnell... Has a sister, Camden... Majoring in international business.



Cole Johnson

12

R-Jr. / QB / 6-5 / 209
Virginia Beach, Va.
Cox

2018 AS A JUNIOR: Played in four games, retaining a year of eligibility with four-game redshirt rule... Served as No. 2 quarterback... Completed 31-of-48 pass attempts for 523 yards, with three interceptions... Also scored a rushing touchdown... Career-high 31-of-48 passing for 398 yards at New Hampshire (Nov. 3)... Also threw for 83 yards on 5-of-8 passing against Robert Morris (Sept. 13)... Dean's List (Spring 2019)... CAA Football Commissioner's Academic Honor Roll.

2017 AS A SOPHOMORE: Played in six games... Served as No. 2 quarterback... Completed 14-of-24 pass attempts for 141 yards and a touchdown, with one interception... Also rushed seven times for 25 yards, including a career-long 16-yard run against Norfolk State (Sept. 16)... Was 7-of-10 for 99 yards against NSU, which including a 47-yard touchdown pass... Also passed for 23 yards at William & Mary (Oct. 21) and 13 yards at Rhode Island (Nov. 4).

2016 AS A FRESHMAN: Played in four games, making one start... Served as No. 2 quarterback... CAA Rookie of the Week (Nov. 21)... Honorable Mention for STATS FCS National Rookie of the Week (Nov. 21)... Completed 17-of-28 pass attempts for 317 yards and two touchdowns, with two interceptions... Also rushed nine times for 50 yards... Was 12-of-13 for 274 yards and two touchdowns in first career start against Elon (Nov. 19)... First career touchdown pass came on 70-yard throw to Domo Taylor in first quarter of Elon game... Made collegiate debut at Villanova (Nov. 12), passing for 43 yards... Season-long 14-yard rush in FCS quarterfinals against Sam Houston State (Dec. 9)... Named JMU's Rookie of the Year... CAA Football Academic All-Conference Team.

HIGH SCHOOL: First Team All-Conference 1 as a senior and Second Team as a junior... First Team All-757 as a senior and All-Junior Team as a junior... Led the Falcons to the second round of the VHSL 6A playoffs as a junior and senior... Cox's all-time leader in total touchdowns, passing touchdowns and passing yards... Dual-sport athlete who also played basketball... Named all-conference and team MVP while captaining Cox's basketball team for two years... Named to Principal's List all four years of high school.

PERSONAL: Full name is Cameron Colter Johnson... Son of Andy and Melissa Johnson... Has a brother, Critt, and a sister, Gracie... Majoring in accounting.

Johnson Statistics

PASSING	G	Cmp	Att	Int	Yds	TD	Lg	Pct	Avg/P	Avg/G
2016	4	17	28	2	317	2	70	60.7	11.3	79.3
2017	6	14	23	1	141	1	47	60.9	6.1	23.5
2018	4	41	63	3	523	0	35	65.1	8.3	130.8
TOTAL	14	72	114	6	981	3	70	63.2	8.6	70.1

2019 JMU Players



Ezrah Archie

13

R-So. / WR / 6-0 / 190

Camden, N.J.

Timber Creek Regional

2018 AS A SOPHOMORE: Played in four games, coming back midseason from preseason injury... Redshirted to retain a year of eligibility... Had two receptions for 22 yards... Had 16-yard catch at Towson (Nov. 17) and added a six-yard grab in his first game back from injury at Villanova (Oct. 13).

2017 AS A FRESHMAN: Played in 12 games, making three starts at wide receiver... CAA Rookie of the Week (Sept. 25)... Had 16 receptions for 121 yards and a touchdown... Had a season-best eight catches for 90 yards and his first career touchdown against Maine (Sept. 23)... Had a season-long catch of 31 yards in the Maine game... Caught three passes for 18 yards in his first career game against Norfolk State (Sept. 16).

HIGH SCHOOL: NJ.com First Team All-State wide receiver as a senior... NJ.com First Team All-Group 4 as a senior... Led Timber Creek to back-to-back South Jersey Group 4 titles in 2015 and 2016 ... Caught 74 passes for 1,285 yards and 20 touchdowns as a senior... His 20 touchdown catches were second-most in South Jersey history.

PERSONAL: Full name is Ezra Zylén Archie... Majoring in sociology.

Archie Statistics

RECEIVING	G	Rec	Yds	TD	Lg	Rec/G	Avg/C	Avg/G
2017	12	16	121	1	31	1.3	7.6	10.1
2018	4	2	22	0	16	0.5	11.0	5.5
TOTAL	16	18	143	1	31	1.1	7.9	8.9



Patrick Bentley

14

R-So. / QB / 6-2 / 223

Gainesville, Va.

Patriot (Alderson Broaddus)

2018 AS A SOPHOMORE: Redshirted due to NCAA transfer rules... Doug West Scout Team Offensive MVP... CAA Football Commissioner's Academic Honor Roll.

PRIOR TO JMU: Transferred to JMU after spending one season at Division II Alderson-Broaddus... Started three games at quarterback, going 33-of-

68 for 572 yards and three touchdowns... Was 17-of-28 for 344 yards and two touchdowns in collegiate debut against Hillsdale... Also threw for 167 yards and a score at Kentucky Wesleyan and had 61 yards at Findlay... Had 28 rushes for 95 yards and a touchdown... Rushed for 59 yards at Findlay and added 31 yards and a TD at Kentucky Wesleyan.

HIGH SCHOOL: Two-year starter at Patriot... Cedar Run Offensive Player of the Year as a senior... First Team All-Conference as a senior and Second Team as a junior... Helped Patriot to VHSL 6A playoffs as a senior... Invited to the 2016 U.S. Army All-America Combine in San Antonio, Texas... Dual-sport athlete who also played basketball.

PERSONAL: Full name is Patrick Michael Bentley... Son of Michael and Patricia Bentley... Has one brother and two sisters... His father played basketball at UNC Pembroke... Both parents are retired from the Military... Majoring in management.



Jamari Currence

14

R-Fr. / CB / 5-10 / 160

Rock Hill, S.C.

South Pointe

2018 AS A FRESHMAN: Redshirted to retain a year of eligibility... CAA Football Commissioner's Academic Honor Roll.

HIGH SCHOOL: 4A All-Region as a senior... All-Area as a junior and senior... Led South Pointe to four state championships... Had seven

interceptions as a junior... Principal Scholar all four years, holding 4.0 GPA or higher... Graduated early, enrolling at JMU in January 2018.

PERSONAL: Full name is Jamari Iontae Currence... Son of Dennis and Davida Currence... Has a brother, J'zavien, and sister, l'Ari... Majoring in psychology.



Gage Moloney

15

R-So. / QB / 6-2 / 220

Rock Hill, S.C.

Northwestern

2018 AS A REDSHIRT FRESHMAN: Played in three games... Completed 4-of-6 pass attempts for 109 yards and a touchdown... Was 3-of-3 for 95 yards and a score at Richmond (Sept. 29), which included a 71-yard touchdown pass. Completed first career attempt on 14-yard pass against Robert Morris (Sept. 13)... Dean's List (Spring 2019)...

CAA Football Commissioner's Academic Honor Roll.

2017 AS A FRESHMAN: Redshirted to retain a year of eligibility... Dean's List (Fall 2017).

HIGH SCHOOL: 2016 South Carolina Mr. Football award winner... Charlotte Observer First Team All-Observer selection as a junior... Combined to throw for over 6,700 yards and 71 touchdowns in his career... Passed for 2,740 yards and 24 touchdowns as a senior... Led Northwestern to Class 4A Division II state championship in 2015... Produced six total touchdowns in state title game... Also led Trojans to playoff appearance in 2016.

PERSONAL: Full name is Gage Michael Moloney... Son of Krista Moloney... Majoring in biology.

Moloney Statistics

PASSING	G	Cmp	Att	Int	Yds	TD	Lg	Pct.	Avg/P	Avg/G
2018	3	4	6	0	109	1	71	66.7	18.2	36.3



Que Reid

16

R-Fr. / S / 5-11 / 195

Concord, N.C.

Jay M. Robinson

2018 AS A FRESHMAN: Redshirted to retain a year of eligibility.

HIGH SCHOOL: South Piedmont Conference Defensive Player of the Year as a senior... Unanimous pick for the Independent Tribune Defensive Player of the Year as a senior... All-Conference as a senior... Team's Defensive Player

of the Year as a senior... Helped Robinson to 12-3 record as a senior, advancing to the 3A state semifinals... Advanced to second round of 3AA playoffs as a sophomore and junior... Conference champion as a senior... Recorded 108 tackles, 6.0 tackles for loss, three forced fumbles, two fumble recoveries, seven interceptions and nine pass breakups as a senior... Despite injury as a junior, rushed for 341 yards and five touchdowns, to go with 94 receiving yards and two scores... Ran for over 1,000 yards as a sophomore... Honor roll student.

PERSONAL: Full name is Enquiren "Que" Lamont Reid... Son of Lamont Reid and Torie Chapmon... His father played football at NC State... Majoring in management.



Kris Thornton

16

Jr. / WR / 5-8 / 170

Manassas, Va.

Osbourn (VMI)

PRIOR TO JMU: Transferred to JMU after spending two seasons at VMI (2017-18)... Will sit out 2019 season due to NCAA transfer rules... HERO Sports Honorable Mention Sophomore All-American in 2018... Second Team All-SoCon selection as a sophomore and All-Freshman Team as a rookie ...

2019 JMU Players

Set VMI single-season record with 87 receptions in 2018... Tallied 1,003 receiving yards and four touchdowns, averaging 91.2 yards per game... Ranked fourth nationally with 7.9 receptions per game in 2018... Career-high 155 receiving yards on 11 catches against Mercer in 2018... In 2017, became first VMI freshman in over two decades to lead team in receiving, making 33 catches for 340 yards and two touchdowns... Career-best 12 catches for 108 yards and two scores against Wofford in 2017.

HIGH SCHOOL: Tallied 31 career touchdowns as a four-year starter at Osborn... Caught 94 passes for 1,601 yards and 16 touchdowns as a senior, averaging 17.0 yards per catch and 160 yards per game... Had a long catch of 89 yards in 2016... Also had 12 rushing touchdowns as a junior and three kick return touchdowns his last two seasons... Recorded nearly 3,200 all-purpose yards between junior and senior seasons, including 2,053 as a senior... Principal's Honor Roll student.

PERSONAL: Full name is Kristopher Evan Thornton... Son of Keith and Juana Thornton... Has two brothers, Corey and Caden... His father was a four-year letter winner at JMU, playing wide receiver from 1987-90... Majoring in psychology.



Kyndel Dean

17

R-So. / WR / 6-2 / 180
Winston-Salem, N.C.
Parkland

2018 AS A REDSHIRT FRESHMAN: Started all 13 games... HERO Sports Freshman All-American... VaSID Offensive Rookie of the Year... CAA Rookie of the Week (Oct. 1)... Had 47 receptions for 614 yards and five touchdowns... Ranked eighth in the CAA in receptions... Career-high six catches for 96 yards against Elon (Oct. 6)... Also had six

receptions for 77 yards at New Hampshire (Nov. 3)... Made five catches for 82 yards and two touchdowns at Richmond (Sept. 29)... Also made five grabs for 86 yards and a score against Rhode Island (Nov. 10) and added five catches for 64 yards in FCS First Round against Delaware (Nov. 24)... Career-long 40-yard catch at Towson (Nov. 17)... Made three or more catches in nine straight games to end the season and had two or more receptions in 12 of 13 games... Tallied over 50 receiving yards in six games... JMU's Rookie of the Year.

2017 AS A FRESHMAN: Redshirted to retain a year of eligibility.

HIGH SCHOOL: Helped Parkland to NCHSAA 4A playoffs in 2016... Dual-sport athlete who also starred in basketball and track... Central Piedmont Conference Sprinter of the Year as a junior... Part of the International Baccalaureate program at Parkland... Honor roll student.

PERSONAL: Full name is Kyndel Deon Montgomery Dean... Majoring in kinesiology.

Dean Statistics

RECEIVING	G	Rec	Yds	TD	Lg	Rec/G	Avg/C	Avg/G
2018	13	47	614	5	40	3.6	13.1	47.2



John Finney

18

Fr. / WR / 6-0 / 200
Vienna, Va.
James Madison

HIGH SCHOOL: VHSL 6A Honorable Mention All-State as a junior and senior... 6A All-Region as a sophomore, junior and senior... All-Conference selection as a sophomore, junior and senior... Helped James Madison High School to 6A playoffs each year, including berth in region title games his sophomore and senior seasons... Dual-sport

athlete, who was a state finalist for the track & field team.

PERSONAL: Full name is John Fitzgerald Finney Jr... Son of John Sr. and Stephanie Finney... Has a brother, Darius, and three sisters, Nicole, Jasmine and Jonee... Majoring in computer information systems.



Tabb Patrick

18

R-Jr. / LB / 6-1 / 214
Mechanicsville, Va.
Hanover

2018 AS A REDSHIRT SOPHOMORE: Played in all 13 games, primarily on special teams... Had seven total tackles (2 solo)... Career-high four tackles against Robert Morris (Sept. 13)... Also had two stops at Richmond (Sept. 29)... Dean's List (Fall 2018, Spring 2019)... CAA Football Commissioner's Academic Honor Roll.

2017 AS A REDSHIRT FRESHMAN: Played in seven games, primarily on special teams... Made two solo tackles... Recorded first career tackle at ECU (Sept. 2)... Also had a solo stop against Norfolk State (Sept. 16)... CAA Football Commissioner's Academic Honor Roll.

2016 AS A FRESHMAN: Redshirted to retain a year of eligibility.

HIGH SCHOOL: VHSL 4A First Team All-State utility as a junior... First Team All-North Region utility as a junior and Second Team linebacker as a senior... First Team All-Conference 20 linebacker as a senior, Second Team as a junior and Honorable Mention as a sophomore... First Team All-Conference utility as a junior... Helped Hanover to regional championships as a freshman and senior... Dual-sport athlete who also played baseball. Part of the Hawks' 2016 4A state, region and conference championship baseball team... Honor roll student all four years... National Honor Society and Beta Club member.

PERSONAL: Full name is Tabb David Patrick... Son of David Patrick and Phyllis Carpenter... Has two brothers, Mac and Griffin, and two sisters, Madison and Chelsea... His brother, Mac, also plays football at JMU... Majoring in political science.

Patrick Statistics

TACKLES	G	UA	A	Total	TFL	Yds	PD	FF	FR	Blkd	QBH
2017	7	2	0	2	0.0	0	0	0	0	0	0
2018	13	2	5	7	0.0	0	0	0	1	0	0
TOTAL	20	4	5	9	0.0	0	0	0	1	0	0



Devin Ravenel

19

So. / WR / 6-0 / 162
Stafford, Va.
North Stafford

2018 AS A FRESHMAN: Played in nine games, primarily on special teams... Had one reception for 26 yards against Robert Morris (Sept. 13).

HIGH SCHOOL: VHSL 5A Second Team All-Region as a senior... First Team All-Commonwealth District Conference as a senior... All-Area as a senior... Helped North Stafford to 9-4 record in 2017 with

a berth in 5A state semifinals... Dual-sport athlete who also played basketball and track & field... Finished third in the 4x100 at the state track meet.

PERSONAL: Full name is Devin Michael Ravenel... Son of Harry and Ana Ravenel... Has two brothers, Brandon and Eddie... His father played football at West Virginia State... His brother, Brandon, was a First Team All-CAA receiver for JMU (2013-16) who was part of JMU's 2016 national championship team... His cousin, Evan Ravenel, played basketball at Ohio State... Another cousin, Justin Ravenel, currently plays basketball at Florida A&M... Majoring in engineering.

Ravenel Statistics

RECEIVING	G	Rec	Yds	TD	Lg	Rec/G	Avg/C	Avg/G
2018	9	1	26	0	26	0.1	26.0	2.9

2019 JMU Players



Diamonte Tucker-Dorsey

20

R-Sr. / LB / 5-10 / 213

Norfolk, Va.

Lake Taylor

2018 AS A REDSHIRT FRESHMAN: Played in 12 games, primarily on special teams... Had six total tackles (5 solo), to go with a half tackle for loss... Season-high four tackles and a half TFL against Robert Morris (Sept. 13).

2017 AS A FRESHMAN: Redshirted to retain a year of eligibility.

HIGH SCHOOL: VHSL 4A First Team All-State linebacker as a senior and Second Team as a junior... 4A First Team All-Region as a junior and senior... Conference 17 Player of the Year and Defensive Player of the Year as a senior... First Team All-Conference 17 as a junior and senior... First Team All-757 as a senior... First Team All-Tidewater... Finalist for Tidewater Player of the Year... Helped Lake Taylor to VHSL 4A state title game in 2015 and quarterfinals in 2016... Finished senior season with 122 tackles, 7.0 sacks, two interceptions while scoring 14 touchdowns on offense.

PERSONAL: Full name is Diamonte R. Tucker-Dorsey... Son of Tonya Tucker... Has four brothers, Tyrique, Terion, Quinsean and Dre', and two sisters, Destini and Gabby... Majoring in justice studies.

Tucker-Dorsey Statistics

TACKLES	G	UA	A	Total	TFL	Yds	PD	FF	FR	Blkd	QBH
2018	12	5	1	6	0.5	2	0	0	0	0	0



Latrele Palmer

21

Fr. / RB / 5-11 / 228

Boys, Md.

Good Counsel

HIGH SCHOOL: First Team All-Washington Catholic Athletic Conference as a junior and senior... Good Counsel's Offensive MVP both as a junior and senior... Rushed for over 1,000 yards and 15 touchdowns as a senior... Helped Good Counsel to WCAC semifinals in both 2017 and 2018... Three-year varsity letter winner... Dual-

sport athletic who also threw the shot punt, finishing third at the WCAC meet.

PERSONAL: Full name is Latrele Larnell Palmer... Son of Dwight and Delicia Hill... Has two siblings, Keshawn and Asia.

Adam Smith

21

Sr. / S / 6-0 / 190

Charlotte, N.C.

Hough

2019 AS A SENIOR: Preseason All-CAA.

2018 AS A JUNIOR: Started all 13 games... First Team All-CAA safety... VaSID First Team All-State... Second Team ECAC All-Star... Had 68 total tackles (43 solo), to go with 1.0 tackle for loss, 1.0 sack, three interceptions and four pass breakups... Team's second-leading tackler... Ranked tied for

eighth in the CAA in interceptions... Career-high 10 tackles in season opener at NC State (Sept. 1)... Had nine tackles at Villanova (Oct. 13) and in FCS Second Round at Colgate (Dec. 1)... Made eight stops at Towson (Nov. 17) and added seven at Richmond (Sept. 29)... Recorded first career interception against Robert Morris (Sept. 13)... Also had picks at Richmond and against Stony Brook (Oct. 27)... Career-best two pass breakups against Elon (Oct. 6)... First career sack at Colgate... Casey Carter Academic Achievement Award recipient.

2017 AS A SOPHOMORE: Played in 14 games, primarily on special teams... Had five total tackles (2 solo)... Had two tackles at Delaware (Sept. 30) while tallying one tackle in three separate games.

2016 AS A FRESHMAN: Played in all 15 games, primarily on special teams...

Had 10 total tackles (4 solo), to go with one blocked punt... Blocked a punt, which was returned for a touchdown by Bryce Maginley, in the FCS quarterfinals against Sam Houston State (Dec. 9)... Had a season-high two tackles in three games, which included two solo stops versus Elon (Nov. 19)... CAA Football Academic All-Conference Team.

HIGH SCHOOL: First Team All-Mecka 4A Conference as a senior... Led Huskies in interceptions as a senior... Helped Hough to quarterfinals of North Carolina 4AA playoffs as a junior and senior... Part of Hough's 2015 Mecka 4A Conference championship team which went 11-2... Dual-sport athlete who also ran track, setting school record in 200-meter dash.

PERSONAL: Full name is Adam Mitchell Smith... Son of Sidney and Gretchen Smith... Has a brother, Joshua, and sister, Lauren... Majoring in engineering.

Smith Statistics

TACKLES	G	UA	A	Total	TFL	Yds	PD	FF	FR	Blkd	QBH
2016	15	4	6	10	0.0	0	0	0	0	1	0
2017	14	2	3	5	0.0	0	0	0	0	0	0
2018	13	43	25	68	1.0	6	7	0	0	0	0
TOTAL	42	49	34	83	1.0	6	7	0	0	1	0

INTERCEPTIONS	G	No.	Yds	TD	Lg	Avg/R	Avg/G
2016	15	0	0	0	0	0.0	0.0
2017	14	0	0	0	0	0.0	0.0
2018	13	3	29	0	17	9.7	2.2
TOTAL	42	3	29	0	17	9.7	0.7



Eric Kirlew

22

R-Jr. / RB / 5-10 / 193

Reston, Va.

South Lakes

2018 AS A REDSHIRT SOPHOMORE: Played in one game... Had five carries for 41 yards and first career touchdown against Robert Morris (Sept. 13)... Career-long 19-yard rush in RMU game.

2017 AS A REDSHIRT FRESHMAN: Played in one game, making collegiate debut at William & Mary (Oct. 21)... Had three carries for 10 yards, including

a long rush of four yards... CAA Football Commissioner's Academic Honor Roll.

2016 AS A FRESHMAN: Redshirted to retain a year of eligibility.

HIGH SCHOOL: Second Team All-Region as a senior... First Team All-Liberty Conference as a senior and Second Team as a junior... Helped Seahawks to 9-3 record and a berth in the second round of the 2015 VHSL 6A playoffs... Dual-sport athlete who competed in track & field... Named All-State for triple jump and long jump... Honor roll student.

Personal: Full name is Eric Nathaniel Kirlew... Son of Leon Kirlew and Vita Russotto... Has a brother Gerard... Majoring in kinesiology.

Kirlew Statistics

RUSHING	G	Att	Yds	TD	Lg	Avg/C	Avg/G
2017	1	3	10	0	4	3.3	10.0
2018	1	5	41	1	19	8.2	41.0
TOTAL	2	8	51	1	19	6.4	25.5



Jordan White

22

Fr. / S / 5-11 / 180

West Orange, N.J.

West Orange

HIGH SCHOOL: First Team All-County as a senior and Second Team as a junior... First Team All-New Jersey Super Football Conference as a junior and senior... All-Group as a senior... Led West Orange in touchdowns both as a junior and senior... Combined for 143 tackles as a junior and senior with six interceptions... Won 2018 state sectionals

on the track team's 4x100 relay.

PERSONAL: Full name is Jordan Walter White... Son of Marqus Sr. and Sandra White... Has a brother, Marqus Jr.

2019 JMU Players



Charles Tutt

23

R-Sr. / CB / 5-10 / 186

Clifton, Va.
Centreville

2018 AS A REDSHIRT JUNIOR: Played in 10 games, making four starts... Had nine tackles (4 solo), to go with one interception and five pass breakups... Recorded first career interception and a career-high three pass breakups in FCS First Round against Delaware (Nov. 24)... Tallied three tackles against Rhode Island (Nov. 10) and in FCS

Second Round at Colgate (Dec. 1)... Iron Dukes Award recipient.

2017 AS A JUNIOR: Missed entire season due to a preseason knee injury... Redshirted to retain a year of eligibility.

2016 AS A SOPHOMORE: Played in all 15 games, making one start... Had 32 total tackles (21 solo), to go with four pass breakups, three fumble recoveries and one forced fumble... Also returned two kickoffs for 46 yards, including a long of 28... Ranked third nationally and tied for first in the CAA in fumble recoveries... Career-high six tackles against Central Connecticut (Sept. 10)... Had four tackles versus Morehead State (Sept. 3) and in the FCS quarterfinals against Sam Houston State (Dec. 9)... Produced three tackles at Maine (Sept. 24) and in the NCAA Division I National Championship game versus Youngstown State (Jan. 7)... Tallied one forced fumble and one fumble recovery at North Carolina (Sept. 17)... Also recovered a fumble for a six-yard touchdown at New Hampshire (Oct. 15) and recovered another loose ball versus SHSU... Tallied at least one tackle in 12 of 15 outings.

2015 AS A FRESHMAN: Played in eight games before missing the final four due to injury... Recognized on Watch List for CFPA FCS Kick Returner of the Year Award... CAA Special Teams Player of the Week (Oct. 12)... Had 16 total tackles (10 solo), to go with three pass breakups, one blocked kick and a kickoff return for a touchdown... Scored first career touchdown on a 92-yard kickoff return at Towson (Oct. 10)... Blocked a punt in home win against Stony Brook (Oct. 3)... Season-high five tackles versus Richmond (Oct. 24)... Had four tackles (all solo) and two pass breakups at Elon (Oct. 17)... Recorded at least one tackle in seven games... Accrued 153 kick return yards on three attempts at Towson... Had a 40-yard kickoff return against Richmond.

HIGH SCHOOL: Rated as a 2-star recruit by Rivals.com and ESPN and ranked in the state's top 100 recruits by the Roanoke Times... VHSL First Team Group 6A All-State as a junior and senior... VirginiaPreps.com All-State as a senior... VHSL All-North Region as a junior... First Team CentrevilleIndependent.com All-Conference as a senior... Washington Post Second Team All-Met as a junior and senior... VirginiaPreps.com All-Northern Region and All-Concorde District pick as a sophomore... Had 29 receptions for 650 yards and eight touchdowns as a senior and 36 catches for 861 yards and 13 scores, as well as four interceptions as a junior... Helped Centreville to a 12-3 record, a No. 4 ranking in the state and a berth in the 2014 state championship game... Had four catches for 101 yards and two touchdowns, along with four tackles in the state title game his senior year... Also helped CHS win the 2013 state title.

PERSONAL: Full name is Charles Nokomas Tutt Jr.... Majoring in sport and recreation management.

Tutt Statistics

TACKLES	G	UA	A	Total	TFL	Yds	PD	FF	FR	Blkd	QBH
2015	8	10	6	16	0.0	0	3	0	0	1	0
2016	15	21	11	32	0.0	0	4	1	3	0	0
2018	10	4	5	9	0.0	0	6	0	0	0	0
TOTAL	33	35	22	57	0.0	0	13	1	3	1	0
INTERCEPTIONS	G	No.	Yds	TD	Lg	Avg/R	Avg/G				
2015	8	0	0	0	0	0.0	0.0				
2016	15	0	0	0	0	0.0	0.0				
2018	10	1	0	0	0	0.0	0.0				
TOTAL	33	1	0	0	0	0.0	0.0				



D'Angelo Amos

24

R-Jr. / S / 6-1 / 184

Richmond, Va.
Meadowbrook

2019 AS A REDSHIRT JUNIOR: HERO Sports First Team Preseason All-American... Athlon Sports Preseason All-American... Preseason All-CAA.

2018 AS A REDSHIRT SOPHOMORE: Started all 13 games, serving both starting roles at safety and punt returner... Phil Steele FCS Special Teams Player of the Year... FCS ADA First Team All-

American... STATS FCS First Team All-American... HERO Sports FCS First Team All-American... Associated Press Second Team All-American... HERO Sports First Team Sophomore All-American... Phil Steele FCS First Team All-American... Athlon Sports FCS Postseason All-America Team... First Team All-CAA punt returner... Touchdown Club of Richmond Division I Specialist of the Year... VaSID First Team All-State... STATS FCS National Defensive Player of the Week (Oct. 15)... Two-time CAA Special Teams Player of the Week (Sept. 10, Oct. 15)... Had 25 punt returns for 549 yards and three touchdowns, averaging 22.0 yards per attempt... Defensively, had 64 total tackles (32 solo), to go with 1.5 tackles for loss, a half sack, six pass breakups and two fumble recoveries... Led country in punt return touchdowns and punt return average... Tied program records with two punt returns for a touchdown, longest punt return (89) and total punt return yards (183) at Villanova (Oct. 13)... Also had a 76-yard punt return for a score at Norfolk State (Sept. 8)... Additionally recorded a 37-yard punt return in FCS First Round vs. Delaware (Nov. 24) and a 42-yard return in FCS Second Round at Colgate (Dec. 1)... Career-high nine tackles and a TFL against Elon (Oct. 6)... Also had eight stops against Robert Morris (Sept. 13) and seven tackles at NC State (Sept. 1) and at Colgate... Tallied five or more tackles in eight games... Two pass breakups at Richmond (Sept. 29) and recovered two fumbles against William & Mary (Sept. 22)... HERO Sports Third Team Preseason All-American... Challace McMillin Special Teams Award recipient... CAA Football Commissioner's Academic Honor Roll.

2017 AS A REDSHIRT FRESHMAN: Played in all 15 games, primarily on special teams... Was team's primary punt returner for FCS Playoffs... CAA Special Teams Player of the Week (Nov. 20)... Had 18 punt returns for 284 yards and a touchdown... Averaged 15.8 yards per return... Also had 14 total tackles (9 solo), to go with one block... Ranked second nationally and led the CAA in punt-return average... Blocked a punt and returned it for a touchdown at Elon (Nov. 18)... Season-long 49-yard punt return in FCS Second Round against Stony Brook (Dec. 2)... Had four returns for 87 yards against North Dakota State (Jan. 6) in NCAA Division I Football Championship... Produced returns of 37 and 33 yards in title game... Had punt returns of 25 and 27 yards against Norfolk State (Sept. 16)... Also had a 24-yard punt return in FCS Quarterfinals versus Weber State (Dec. 8)... Had a season-best two tackles in four games, which included two solo stops in two of them... CAA Football Commissioner's Academic Honor Roll.

2016 AS A FRESHMAN: Redshirted to retain a year of eligibility... Named Doug West Special Teams Scout Team MVP.

PRIOR TO JMU: Played one season at West Point Prep, retaining all years of eligibility... Made four interceptions during 2015 season.

HIGH SCHOOL: All-Central Region utility player as a senior... Earned three varsity letters... Tri-sport athlete who also ran track and played basketball... All-State in 4x100 relay and All-Region long jumper... Captained Meadowbrook's basketball team... Distinguished honor roll all four years... National Honor Society member... Richmond's Student-Athlete of the Year... Earned math and health academic cords and recipient of the Marine Athlete Award.

PERSONAL: Full name is D'Angelo Ramero Amos... Son of Rena Amos... Has four brothers and five sisters, including his twin sister, D'Asia... His brother, DaShaun, was a defensive back for East Carolina (2012-16)... Majoring in sport and recreation management.

Amos Statistics

TACKLES	G	UA	A	Total	TFL	Yds	PD	FF	FR	Blkd	QBH
2017	15	9	5	14	0.0	0	0	0	0	1	0
2018	13	32	32	64	1.5	4	6	0	2	0	0
TOTAL	28	41	37	78	1.5	4	6	0	2	1	0
PUNT RETURNS	G	No.	Yds	TD	Lg	Avg/R	Avg/G				
2017	15	18	284	1	49	15.8	18.9				
2018	13	25	549	3	89	22.0	42.2				
TOTAL	28	43	833	4	89	19.4	29.8				

2019 JMU Players



Jack Sroba

26

R-So. / CB / 5-10 / 180
Richmond, Va.
Collegiate

2018 AS A REDSHIRT FRESHMAN: Played in one game, making collegiate debut against Robert Morris (Sept. 13)... Joined the team during spring drills... CAA Football Commissioner's Academic Honor Roll.

HIGH SCHOOL: VISAA Division I All-State punt returner as a senior... Helped Collegiate to state

championship as a senior... Dual-sport athlete who also won a state championship with the baseball team.

PERSONAL: Full name is Joseph John Sroba... Son of Joe and Maitland Sroba... Has two sisters... His father played football and baseball at Virginia... His sister, Jennie, played soccer at JMU and continues to play professionally in Australia... Majoring in marketing.



Taurus Carroll

27

Jr. / CB / 6-0 / 173
Fredericksburg, Va.
Benedictine College Prep

2018 AS A SOPHOMORE: Played in 12 games, making two starts at cornerback... Had 14 total tackles (8 solo), to go with a half tackle for loss... Career-high five tackles in opener at NC State (Sept. 1) where he made his first career start... Made four stops with a half tackle for loss at New Hampshire (Nov. 3).

2017 AS A FRESHMAN: Played in 12 games, primarily on special teams... Had five solo tackles, to go with one pass breakup... Had two tackles against Norfolk State (Sept. 16)... First career pass breakup against New Hampshire (Oct. 28).

HIGH SCHOOL: VISAA Division I Second Team All-State wide receiver... Second Team All-Central Virginia defensive back as a junior... All-Prep League First Team as a junior and senior... Won 2015 state championship with the Cadets... Helped Benedictine to 2016 state championship game, where he had three receptions for 108 yards, including a 92-yard touchdown catch... Had 22 catches for 537 yards as a senior.

PERSONAL: Full name is Taurus Amon Carroll... Son of Taurus and Felicia Carroll... Has a brother, Rodney, and sister, Lynae... Brother, Rodney, played football at Akron and Fairmont State... Majoring in kinesiology.

Carroll Statistics

TACKLES	G	UA	A	Total	TFL	Yds	PD	FF	FR	Blkd	QBH
2017	12	5	0	5	0.0	0	1	0	0	0	0
2018	12	8	6	14	0.5	1	0	0	0	0	0
TOTAL	24	13	6	19	0.5	1	1	0	0	0	0



CJ Jackson

28

Fr. / RB / 5-9 / 198
Richmond, Va.
Hermitage

HIGH SCHOOL: VHSL 5A First Team All-Region as a junior... First Team All-Colonial District as a junior... First Team All-804 kick returner as a junior, returning a school-record 99-yard kick return for a touchdown... Helped Hermitage to 11-2 record and third round of 5A playoffs as a junior... Team went 10-2 and reached 5A second round his sophomore

season... AB Honor Roll student all four years.

PERSONAL: Full name is Chappelle Lajuane Jackson, Jr.... Son of Chappelle Lajuane Jackson Sr. and Natalie Padgett... Has two sisters, Lashelle and Shanelle... His sister, Shanelle, is a cheerleader at Longwood.



Ricky Harleston

29

Fr. / S / 5-10 / 190
Virginia Beach, Va.
Tallwood

HIGH SCHOOL: VHSL 6A All-Region as a sophomore and senior... All-Conference as a sophomore, junior and senior... Helped Tallwood to VHSL postseason three straight years from 2016-18... Named Team MVP as a senior and Rookie of the Year as a freshman... Dual-sport athlete who also competed in track & field... Honor roll student... Named Student of the Year as a sophomore.

PERSONAL: Full name is Richard Maynard Harleston... Son of Charles Bland and Ramona Biddle-Bland... Majoring in health sciences.



Wesley McCormick

30

Jr. / CB / 5-11 / 190
Germantown, Md.
Northwest

2018 AS A SOPHOMORE: Played in 12 games, making three starts at cornerback... Had 10 total tackles (5 solo)... Tied career high with three tackles in season opener at NC State (Sept. 3)... Also had two stops against Stony Brook (Oct. 27).

2017 AS A FRESHMAN: Played in all 15 games, primarily on special teams... Had 16 total tackles (12 solo), to go with one pass breakup... Season-high three tackles in FCS Second Round against Stony Brook (Dec. 2)... Also had four games with two tackles and tallied two solo stops in four outings... Had first career pass breakup at Rhode Island (Nov. 4).

HIGH SCHOOL: Honorable Mention All-Metro as a senior... All-County defensive back as a senior... Participant in the Maryland Crab Bowl... Maryland Team Big 33 selection... Helped Northwest to state semifinals as a junior... Dual-sport athlete who is a state champion in both indoor and outdoor track... Honor roll student.

PERSONAL: Full name is Wesley D'Amani McCormick... Son of William McCormick and Patricia Jefferson... Majoring in communication studies.

McCormick Statistics

TACKLES	G	UA	A	Total	TFL	Yds	PD	FF	FR	Blkd	QBH
2017	15	12	4	16	0.0	0	1	0	0	0	0
2018	12	5	5	10	0.0	0	0	0	0	0	0
TOTAL	27	17	9	26	0.0	0	1	0	0	0	0



Percy Agyei-Obese

31

Jr. / RB / 6-0 / 205
Frederick, Md.
Oakdale

2018 AS A SOPHOMORE: Played in all 13 games, primarily on special teams... Had 18 carries for 168 yards and a touchdown... Added 3 receptions for 47 yards... Averaged 9.3 yards per rush... Also had four tackles (2 solo), to go with one forced fumble and a fumble recovery on special teams... Season-best 93 rushing yards and a touchdown on just five carries (18.6 avg.) against Robert Morris (Sept.

13)... That game included a career-long 80-yard touchdown run... Rushed for over 20 yards in three other outings... Accrued all receiving statistics at New Hampshire (Nov. 3), which included career-long 29-yard catch... Had two solo tackles while forcing a fumble and recovering it on the same kickoff at Richmond (Sept. 29).

2017 AS A FRESHMAN: Played in 10 games... Had 48 carries for 273 yards and a touchdown... Averaged 5.7 yards per rush... Also had six tackles (4 solo) and a forced fumble on special teams... Had 16 carries for 103 yards and a touchdown in first career game against Norfolk State (Sept. 16)... Also rushed 10 times for 95 yards at Rhode Island (Nov. 4)... Had a season-long rush of 40 yards at URI... Had two tackles twice and forced a fumble on a kickoff in FCS Quarterfinals against Weber State (Dec. 8).


2019 JMU Players

HIGH SCHOOL: MPSSAA 3A Second Team All-State as a junior and senior... All-Central Maryland Conference as a junior and senior... All-Area as a junior and senior... All-County as a sophomore, junior and senior... Named MVP of Baltimore Touchdown Club East-West All-Star Game... Set Oakdale career records for rushing yards, sacks and blocked punts... Broke school single-season records for rushing yards, touchdowns and blocked punts... Dual-sport athlete who was a three-time state track & field champion... Part of Oakdale's first playoff team in 2014 and first playoff win in 2016.

PERSONAL: Full name is Percy Kofi Agyei-Obese... Son of Percy and Vida Agyei-Obese... Has two sisters, Verna and Vonda... Majoring in management.

Agyei-Obese Statistics

RUSHING	G	Att	Yds	TD	Lg	Avg/C	Avg/G
2017	10	48	273	1	40	5.7	27.3
2018	13	18	168	1	80	9.3	12.9
TOTAL	23	66	441	2	80	6.7	19.2



MJ Hampton

32

*Jr. / S / 6-0 / 183
Fredericksburg, Va.
Stafford*

2018 AS A SOPHOMORE: Played in 12 games, primarily on special teams... Had 10 total tackles (3 solo)... Season-high three tackles against Robert Morris (Sept. 13) and William & Mary (Sept. 22)... Three solo stops in RMU game... Also had two tackles at Richmond (Sept. 29).

2017 AS A FRESHMAN: Played in 11 games, primarily on special teams.

HIGH SCHOOL: VHSL 5A Second Team All-State as a senior... 5A First Team All-Region as a senior and Second Team as a junior... First Team All-Conference 15 defensive back as a junior and senior and Second Team as a freshman and sophomore... Second Team All-Conference running back as a senior... First Team All-Area as a senior, Second Team as a junior and Honorable Mention as a freshman... Second Team All-Nova as a senior... Defensive MVP in Senior All-Star Game... All-Underclassman defensive athlete... Dual-sport athlete who was an all-conference and all-area outfielder for Stafford's baseball team... Ranks in top 30% of his senior class.

PERSONAL: Full name is Mondell David Hampton Jr.... Son of Mondell Hampton and Karrie Lee... Has three sisters, Deanna, Moesha and Taylor... His father played football at Mercyhurst... Majoring in psychology.

Hampton Statistics

TACKLES	G	UA	A	Total	TFL	Yds	PD	FF	FR	Blkd	QBH
2017	11	0	0	0	0.0	0	0	0	0	0	0
2018	12	3	7	10	0.0	0	0	0	0	0	0
TOTAL	23	3	7	10	0.0	0	0	0	0	0	0



Sam Kidd

33

*R-So. / S / 6-1 / 206
Reston, Va.
James Madison*

2018 AS A REDSHIRT FRESHMAN: Played in 12 games, primarily on special teams... Had seven total tackles (3 solo)... Season-best two tackles against Rhode Island (Nov. 10)... Had a solo stop at NC State (Sept. 1), against URI and at Towson (Nov. 17)... Dean's List (Spring 2019).

2017 AS A FRESHMAN: Redshirted to retain a year of eligibility... Doug West Scout Team

Defensive MVP.

HIGH SCHOOL: VHSL 6A First Team All-State as a senior... Honorable Mention All-Metro as a senior... All-Region as a senior... Liberty Conference Defensive Player of the Year as a senior... First Team All-Liberty Conference as a junior and senior and Second Team as a sophomore... Helped JMHS to an 11-2 record and state quarterfinals appearance as a senior... Also made playoffs his junior season... Dual-sport athlete who also played basketball... Helped WarHawks win both the conference and region championships while being named to the All-Region Tournament Team.

PERSONAL: Full name is Patrick Samuel Kidd... Son of Dave and Alese Kidd... Has a brother, Max... His mother played basketball at Elon... His grandfather played football at LSU... Majoring in communication studies.

Kidd Statistics

TACKLES	G	UA	A	Total	TFL	Yds	PD	FF	FR	Blkd	QBH
2018	12	3	4	7	0.0	0	0	0	0	0	0



Chris Chukwuneke

34

*R-Fr. / S / 6-0 / 185
Edison, N.J.*

St. John Vianney (The Peddie School)

2018 AS A FRESHMAN: Redshirted to retain a year of eligibility.

PRIOR TO JMU: Spent one season in prep school at The Peddie School... All-Mid Atlantic Prep League in 2017... Gained 1,400 all-purpose yards with 19 touchdowns, as well as forcing two fumbles.

HIGH SCHOOL: Third Team All-State as a senior... First Team All-Shore as a junior and senior... Rushed for 1,300 yards and 15 touchdowns as a senior.

PERSONAL: Full name is Chiekwugo Christopher Chukwuneke... Son of Douglas McCormick and Florence Chukwuneke... Has four older brothers... Brother Chiebuka is a defensive back at Division II's Findlay... Majoring in political science.



Alex Miller

34

*R-So. / WR / 5-10 / 183
Burke, Va.
Robinson*

2018 AS A REDSHIRT FRESHMAN: Joined team in Fall 2018... Did not see any action... CAA Football Commissioner's Academic Honor Roll.

HIGH SCHOOL: All-conference quarterback and punter as a junior and senior... Helped Robinson to a 9-4 record and third round of the VHSL playoffs in 2015... Academic Honor Roll all four years... Dual-sport athlete who also played baseball, basketball and lacrosse.

PERSONAL: Full name is Robert Alexander Miller... Son of Brian and Michelle Miller... Has a brother Matthew and sister Bailey... His father played football at Hastings College... Majoring in sport and recreation management.



Willie Drew

35

*R-So. / WR / 6-1 / 186
Burke, Va.
Robinson*

2018 AS A FRESHMAN: Played in four games, retaining a year of eligibility with four-game redshirt rule... Made first career tackle on solo stop against William & Mary (Sept. 22).

HIGH SCHOOL: VHSL 4A First Team All-Region defensive back and all-purpose as a senior and Second Team quarterback... Ironclad Conference

19 Offensive Player of the Year as a junior... First Team All-Conference quarterback and Second Team defensive back as a junior... Two-time Smithfield High School Player of the Year... Earned Offensive and Defensive Player of the Week honors during junior season... Accounted for more than 2,600 yards of offense and 31 touchdowns, as well as a team-best six interceptions, as a junior... Guided Smithfield to 4A playoffs as a senior, going 9-3... Helped Razorbacks to 8-3 record as a junior and 6-5 mark as a sophomore... Dual-sport athlete who also ran track... Honor roll student.

PERSONAL: Full name is Willie Robert Drew... Son of Willie and Remond Drew... Has four brothers, RayShawn, Tyrell, Montrell and Michael, and a sister, Alantiss... Majoring in sport and recreation management.

Drew Statistics

TACKLES	G	UA	A	Total	TFL	Yds	PD	FF	FR	Blkd	QBH
2018	4	1	0	1	0.0	0	0	0	0	0	0

2019 JMU Players



Justin Ritter

36

Fr. / PK/P / 5-10 / 207
Frederick, Md.
Oakdale

HIGH SCHOOL: Maryland 2A All-Region as a junior and senior... All-County selection as a junior and senior and Honorable Mention as a sophomore... All-Area as a junior... Oakdale's all-time leading special teams scorer... Helped Oakdale to 2018 Maryland 2A state championship and 33 total wins over last three seasons... Also part of team's playoff teams as a sophomore and junior... Named

to Team Maryland for Big 33 Football Classic... Dual-sport athlete who also played baseball... Honor roll student.

PERSONAL: Full name is Justin Clark Ritter... Son of Darren and Karen Ritter... Has a brother, Jordan, and sister, Jensen... His father played college baseball at UMBC and five years in the Atlanta Braves farm system... His mother played tennis at UMBC... Majoring in management.



Clayton Cheatham

37

Jr. / TE / 6-2 / 232
Mechanicsville, Va.
Hanover

2018 AS A SOPHOMORE: Played in 10 games, making five starts at tight end... Had six receptions for 54 yards... Made two catches against William & Mary (Sept. 22) and at Richmond (Sept. 29)... Season-long 17-yard grab at UR.

2017 AS A FRESHMAN: Played in all 15 games, making one start at tight end... Had eight receptions


for 137 yards and four touchdowns... Averaged 17.1 yards per catch... Also had five total tackles (2 solo) on special teams... Had two catches for a season-high 57 yards and a touchdown against Villanova (Oct. 14)... First career catch was a 47-yard touchdown against Norfolk State (Sept. 16)... Also had a 34-yard reception in Villanova game... Caught touchdowns in three straight weeks, adding scores at William & Mary (Oct. 21) and against New Hampshire (Oct. 28)... Season-high three tackles versus NSU.

HIGH SCHOOL: VHSL 4A Second Team All-State as a sophomore and senior... 4A First Team All-East Region as a sophomore and senior... Conference 20 Offensive Player of the Year as a sophomore... First Team All-Conference 20 as a freshman, sophomore and senior... Returned from injury as a junior to lead Hanover to the 4A state quarterfinals in 2015... Also led the Hawks to the second round of the 2013 and 2014 playoffs... Dual-sport athlete who was also an all-conference lacrosse player... Honor roll student.

PERSONAL: Full name is Clayton Thomas Cheatham... Son of Deane and Cindy Cheatham... Has a brother, Deane, and sister, Caroline... Brother, Deane, was a former all-conference tight end for JMU (2011-15)... Majoring in sport and recreation management.

Cheatham Statistics

RECEIVING	G	Rec	Yds	TD	Lg	Rec/G	Avg/C	Avg/G
2017	15	8	137	4	47	0.5	17.1	9.1
2018	10	6	54	0	17	0.6	9.0	5.4
TOTAL	25	14	191	4	47	0.6	13.6	7.6



Mike Cobbs

38

R-Sr. / LB / 6-2 / 215
Alexandria, Va.
Hayfield

2018 AS A REDSHIRT JUNIOR: Played in 13 games, primarily on special teams... Had seven total tackles (2 solo)... Had three tackles against both Robert Morris (Sept. 13) and William & Mary (Sept. 22).

2017 AS A REDSHIRT SOPHOMORE: Played in all 15 games, making one start at linebacker... Had career-high four tackles at ECU (Sept. 2)... Also had two stops at Rhode Island (Nov. 4) and against North Dakota State (Jan. 6) in NCAA Division I Football Championship game.

10 total tackles (7 solo)... Career-high four tackles at ECU (Sept. 2)... Also had two stops at Rhode Island (Nov. 4) and against North Dakota State (Jan. 6) in NCAA Division I Football Championship game.

2016 AS A SOPHOMORE: Redshirted to retain a year of eligibility.

2015 AS A FRESHMAN: Played in eight games, primarily on special teams... Had six total tackles (two solo)... Made two tackles against both Morehead State (Sept. 5) and Lehigh (Sept. 12).

HIGH SCHOOL: First Team All-6A North as a senior... First Team All-Conference 6 selection... Played both safety and wide receiver at Hayfield... Part of Hayfield's 2014 National District title team... Helped HHS win back-to-back Battle of the Birds Trophies in 2013 and 2014... Was a high school teammate of JMU offensive lineman Johari Frazier... Member of the A-B Honor Roll his senior year.

PERSONAL: Full name is Michael Anthony Cobbs... Son of Robert and Lauren Cobbs... Has siblings Brian and Christina... Father Robert played football at Penn State (1982-86), winning national titles in '82 and '86, and played two seasons in the NFL with the New England Patriots (1986-87)... Majoring in media arts and design.

Cobbs Statistics

TACKLES	G	UA	A	Total	TFL	Yds	PD	FF	FR	Blkd	QBH
2015	8	2	4	6	0.0	0	0	0	0	0	0
2017	15	7	3	10	0.0	0	0	0	0	0	0
2018	13	2	5	7	0.0	0	0	0	0	0	0
TOTAL	36	11	12	23	0.0	0	0	0	0	0	0



Quint Boyd

39

R-Jr. / S / 5-11 / 184
Ponte Vedra, Fla.
Ponte Vedra

2018 AS A REDSHIRT SOPHOMORE: Joined team in Fall 2018... Did not see any action... CAA Football Commissioner's Academic Honor Roll.

PRIOR TO JMU: Transferred to JMU after spending two academic years at the University of West Florida.

HIGH SCHOOL: Had eight rushing touchdowns as a junior and five receiving touchdowns as a senior at Ponte Vedra... Team captain... National Honor Society member.

PERSONAL: Full name is Augustus Shapleigh Boyd... Son of Shap and Beth Boyd... Has two sister, E'lee and Ashleigh... His father played football at Sewanee University... His mother was a swimmer at Sewanee... Majoring in marketing.



Reggie McNeill

40

R-Fr. / S / 6-0 / 180
Winston-Salem, N.C.
Atkins

2018 AS A FRESHMAN: Redshirted to retain a year of eligibility.

HIGH SCHOOL: All-Western Piedmont Conference cornerback and receiver as a senior... Three-year starter at Atkins... Dual-sport athlete who also lettered for the baseball team... Honor roll student.

PERSONAL: Full name is Reginald Lloyd McNeill... Son of Reginald Sr. and Deborah Washington-McNeill... Has a sister, McKinley... His sister is a sprinter for the UNC track & field team... His father played at ECU... Nephew of former ECU head coach and current Oklahoma assistant head coach Ruffin McNeill... Majoring in communication studies.



Camden Wise

40

R-Fr. / K / 6-0 / 166
Blacksburg, Va.
Blacksburg


2018 AS A FRESHMAN: Redshirted to retain a year of eligibility... Appeared in one game, making collegiate debut against Robert Morris (Sept. 13)... Had one kickoff for 61 yards... CAA Football Commissioner's Academic Honor Roll.

HIGH SCHOOL: VHSL 3A First Team All-State as a junior... 3A First Team All-Region as a junior and 4A Second Team as a senior... First Team All-River Ridge District as a junior

2019 JMU Players

and senior... Second Team All-Timesland defensive back as a junior... Part of Blacksburg 3A state championship as a junior and helped Bruins to third round of 4A playoffs as a senior... Dual-sport athlete who also played baseball... Honor roll student.

PERSONAL: Full name is Camden Lane Wise... Son of Chris and Barbara Wise... Has a brother, Carson... His father played football at Newberry College... His brother is a kicker at NC State... Majoring in sport and recreation management.



Rakeem Davis

41

R-Fr. / CB / 5-8 / 165
Charlottesville, Va.
Charlottesville

2018 AS A REDSHIRT FRESHMAN: Redshirted to retain a year of eligibility.

HIGH SCHOOL: First Team All-Central Virginia kick returner as a senior... First Team All-Jefferson District kick returner as a senior... Second Team All-District all-purpose as a senior... Second Team All-District defensive all-purpose as a sophomore and

junior... Averaged 18.0 per return as a senior with two kickoffs for a touchdown... Also tallied eight more touchdowns, with six rushing and two receiving... Helped Charlottesville to 4A playoffs as a freshman, junior and senior, which included a second-round berth in 2016.

PERSONAL: Full name is Rakeem Martell Davis... Son of Russell and Katrina Hunter... Has two brothers, Rashard and Brian... Has a sister, Nakiah... Older brother Rashard was a standout receiver for JMU (2013-16), winning All-America honors in JMU's 2016 national championship season and winning Super Bowl LII with the Eagles... Majoring in sport and recreation management.



Michael Johnson

42

R-So. / CB / 5-11 / 202
Glen Allen, Va.
Deep Run

2018 AS A REDSHIRT FRESHMAN: Played in one game, making collegiate debut against Robert Morris (Sept. 13)... Doug West Scout Team Special Teams MVP... Dean's List (Spring 2019).

2017 AS A FRESHMAN: Redshirted to retain a year of eligibility.

HIGH SCHOOL: All-Conference as a senior... Helped Deep Run to 5A playoffs in 2016... Made 72 tackles with one interception as a senior... Had 500 receiving yards and 377 return yards as a senior... Team captain... Three-year starter for the Wildcats... Dual-sport athlete who also played baseball at DRHS... Was captain for the baseball team... Honor roll student.

PERSONAL: Full name is Michael Anthony Johnson... Son of Mike and Vicki Johnson... Has a brother, Matthew... His cousin, Reon Dawson, played corner at Michigan... Majoring in communication studies.



Solomon Vanhorse

42

R-Fr. / RB / 5-7 / 177
Alpharetta, Ga.
Milton

2018 AS A FRESHMAN: Redshirted to retain a year of eligibility.

HIGH SCHOOL: Georgia 7A First Team All-Region as a senior and Honorable Mention as a junior... Rushed for 1,540 yards with 14 touchdowns as a senior... Also threw one passing touchdown... Ran for 666 yards and five touchdowns and gained more than 1,000 all-purpose yards... Dual-sport

athlete who also set school record in the 100- and 200-meter dashes for Milton's track and field team.

PERSONAL: Full name is Solomon Jeffries Vanhorse... Son of Sean and Juilee Vanhorse... Has a sister, Sydne... Father played college football at Howard and spent seven years in the NFL (6th round pick - 1990) with the Detroit Lions, San Diego Chargers and Minnesota Vikings... Majoring in sport and recreation management.



Garrett Groulx

43

R-So. / DL / 6-3 / 260
Davidson, N.C.
Davidson Day

2018 AS A REDSHIRT FRESHMAN: Played in three games... Made first career tackle in FCS Second Round at Colgate (Dec. 1).

2017 AS A FRESHMAN: Redshirted to retain a year of eligibility.

HIGH SCHOOL: Four-year starter at Davidson Day... NCISAA Division I First Team All-State defensive lineman as a junior and Second Team as a sophomore... Nominee for Defensive Player of the Year at 2015 Charlotte Football Awards... Missed senior season due to injury, but ranked in top 22 of Lake Norman Citizen football poll... Adidas Freshman All-American... Helped Patriots to 2013 and 2015 NCISAA state championships and was runner-up in 2014... Dual-sport athlete who also played lacrosse and ran track & field... Four-time Headmaster's List.

PERSONAL: Full name is Garrett Steven Groulx... Son of Steven and Kathy Groulx... Has two brothers, Nolan and Liam, and sister, Sydney. Father, Steven, played football at Central Michigan... Majoring in management.



Taurus Jones

44

Fr. / LB / 6-1 / 213
Portsmouth, Va.
I.C. Norcom

HIGH SCHOOL: VHSL 3A First Team All-State as a senior... 3A Region Player of the Year as a senior... First Team All-Region as a senior and honorable mention as a sophomore... First Team All-Tidewater as a senior... 2018 Eastern District Defensive Player of the Year... First Team All-District as a senior and Honorable Mention as a sophomore... Helped I.C. Norcom to 9-5 record and berth in regional title game his senior season... Dual-sport athlete who was a two-time state champion with the basketball team... Honor roll student every semester of high school... National Honor Society member.

PERSONAL: Full name is Taurus Jaisean Jones... Son of Taurus and Adrienne Jones... Has one brother and three sisters... His sister, Taura, played basketball at Barton College... Majoring in computer science.



Antonio Colclough

45

R-Fr. / DL / 6-3 / 241
Harlem, N.Y.
Cardinal Hayes (Temple)

PRIOR TO JMU: Transferred to JMU after spending one season at Temple where he redshirted to retain all four years of eligibility.

HIGH SCHOOL: Played defensive end at Cardinal Hayes in the Bronx, N.Y... All-City and All-Conference selection as a senior... Made 46 tackles with 5.0 TFL and 4.0 sacks as a senior... Dual-sport athlete who also threw the javelin and shot put for the track & field team.

PERSONAL: Full name is Antonio Beckett Colclough... Son of Anthony Colclough and Erin Harris... His father served in the United States Army... Has two brothers and three sisters... Majoring in communication studies.

2019 JMU Players



Aaron Whear

46

Fr. / LS / 5-10 / 180
Suffolk, Va.
Nansemond River

HIGH SCHOOL: Second Team All-District as a senior... Named Special Teams Player of the Year as a senior... Helped Nansemond River to VHSL 5A region title and state semifinal berth as a junior and to the region title game as a senior... Team captain as a senior... Class Salutatorian with a 4.51 GPA... J. William "Bill" Myers Scholar-Athlete Award... Project Lead the Way Engineering Certification.

PERSONAL: Full name is Aaron Joshua Whear... Son of Steven and Stephanie Whear... Has a brother, Zachery, and two sisters, Megan and Erin... Both of his parents swam at Division III's Norwich University... His cousin, Jeffrey Jacobs, wrestled for JMU... His father served 20 years in the U.S. Navy... Majoring in economics.



Mike Wilcox


47

R-Fr. / DL / 6-3 / 222
Hanover, Va.
Hanover

2018 AS A FRESHMAN: Redshirted to retain a year of eligibility.

HIGH SCHOOL: VHSL 4A All-Region as a senior... All-Conference as a sophomore, junior and senior... Dual-sport athlete who was a region finalist for the wrestling team... Honor roll student.

PERSONAL: Full name is Michael Don Wilcox... Son of Jason and Kim Wilcox... Has two sisters... His father played football at Chowan... Majoring in sport and recreation management.



Francis Meehan

49

R-Fr. / S / 5-11 / 182
Wilmington, N.C.
New Hanover

2018 AS A FRESHMAN: Redshirted to retain a year of eligibility... CAA Football Commissioner's Academic Honor Roll.

HIGH SCHOOL: First Team All-State by AP and NC Preps... First Team All-Area... First Team All-Conference... Recorded 80 tackles with 11 interceptions and 14 pass breakups as a senior... Helped New Hanover to NC 3AA state

championship with a 15-1 record... Named State Championship Defensive Player of the Game... National Honor Society and Beta Club member.

PERSONAL: Full name is Francis James Meehan... Son of Frank and Maureen Meehan... Has a brother, Matteo, and sister, Kennedy... Majoring in management.



Davis Patterson

49

R-Fr. / WR / 6-3 / 197
Arlington, Va.
Yorktown

2018 AS A FRESHMAN: Redshirted to retain a year of eligibility.

HIGH SCHOOL: All-Region as a senior... All-Conference as a junior and senior... Part of Yorktown's state runner-up team as a sophomore... Dual-sport athlete who also played basketball and ran track... National Honor Society... Had a 3.5+

GPA during all sports seasons.

PERSONAL: Full name is Davis Cole Patterson... Son of Melvin and Desi Patterson... Has a brother, Max, and sister, Chloe... His father played football at Stephen F. Austin and with the Philadelphia Eagles... He had two uncles play at Baylor... His cousin, Blake, plays at TCU... Majoring in communication studies.



Kyle Davis

50

R-So. / LS / 6-0 / 222
Waxhaw, N.C.
Marvin Ridge

2018 AS A REDSHIRT FRESHMAN: Played in all 13 games, serving as team's short and long snapper... Did not have one bad snap all season, aiding in JMU making a single-season record 23 field goals.

2017 AS A FRESHMAN: Redshirted to retain a year of eligibility... Doug West Scout Team Special

Teams MVP.

HIGH SCHOOL: Helped Mavericks reach the NCHSAA 3AA state quarterfinals as a senior and first round as junior... Part of Marvin Ridge's 2015 Southern Carolina Conference championship... Dual-sport athlete who also played basketball... Honor roll student.

PERSONAL: Full name is Kyle Jon Davis... Son of Ken and Denise Davis... Has two sisters, Brooke and Lauren... Majoring in communication studies.



Mateo Jackson

51

So. / LB / 6-1 / 230
Richmond, Va.
Hermitage

2018 AS A FRESHMAN: Played in seven games... Had 19 total tackles (6 solo), to go with 1.5 tackles for loss... Season-high five tackles in collegiate debut at NC State (Sept. 1)... Had four stops at Robert Morris (Sept. 13)... Made three tackles against both William & Mary (Sept. 22) and Elon (Oct. 6)... Also had a TFL in Elon game.

HIGH SCHOOL: VHSL 5A First Team All-State as a senior and Second Team as a junior... Metro Defensive Player of the Year as a senior... First Team All-Metro as a junior and senior... Class 5 Region B Defensive Player of the Year... First Team All-Region as a junior and senior... First Team All-Conference 12 as a junior and senior... Helped Hermitage to two region championships and one region semifinal, winning 10+ games in sophomore through senior seasons... Finished career ranking fifth all-time in tackles for the Panthers... Honor roll student.

PERSONAL: Full name is Mateo Luis Jackson... Son of Reginald Jackson Jr. and Linda Martinez... Has a brother, Edwin, and two sisters, Ashlyn and Angel... Majoring in health sciences.

Jackson Statistics

TACKLES	G	UA	A	Total	TFL	Yds	PD	FF	FR	Blkd	QBH
2018	7	6	13	19	1.5	2	0	0	0	0	0



Landan Word

52

So. / LB / 6-4 / 225
Richmond, Va.
Hermitage

2018 AS A JUNIOR: Started seven games after missing first half of the season to an injury... Had 56 tackles (26 solo), to go with 6.0 tackles for loss, 2.5 sacks, one interceptions and one fumble recovery... Three games with double-digit tackles, including career-high 11 tackles, 1.5 for loss and a sack at Towson (Nov. 17)... Made 10 tackles and had first

career interception against Stony Brook (Oct. 27)... Also had 10 stops against Rhode Island (Nov. 10)... Eight tackles in FCS First Round against Delaware (Nov. 24)... Had seven tackles and a sack at New Hampshire (Nov. 3)... Had at least four tackles in every game and a tackle for loss in five of seven outings.

2017 AS A SOPHOMORE: Played in 14 games, making one start at linebacker... Had 31 total tackles (18 solo), to go with 1.0 tackle for loss, 1.0 sack, one forced fumble and a pass breakup... Season-high five tackles and a forced fumble against Villanova (Oct. 14)... Had four tackles in three games... Recorded a sack against New Hampshire (Oct. 28)... Had three or more stops in six outings.

2019 JMU Players

PRIOR TO JMU: Transferred to JMU after spending one season at Virginia out of the ACC... Played in 11 games, making two starts in 2016... Had 21 total tackles (14 solo), to go with 3.0 tackles for loss, 2.0 sacks, one fumble recovery and one pass breakup... Made first collegiate start against No. 5 Louisville, making five tackles with a tackle for loss and pass breakup... Season-best six tackles, to go with a sack and fumble recovery at Virginia Tech... Also made four tackles and first career sack against No. 22 North Carolina.

HIGH SCHOOL: Played linebacker and tight end at Bishop O'Connell High School... Three-star recruit by ESPN.com, Scout.com and 247sports.com... Spent first two years of high school at Gonzaga.

PERSONAL: Full name is Christian Landan Word... His father, Barry, was a star running back at Virginia who was named 1985 ACC Player of the Year and played seven years in the NFL for the New Orleans Saints, Kansas City Chiefs, Minnesota Vikings and Arizona Cardinals... Majoring in sociology.

Word Statistics											
TACKLES	G	UA	A	Total	TFL	Yds	PD	FF	FR	Blkd	QBH
2017	14	18	13	31	1.0	1	1	1	0	0	0
2018	7	26	30	56	6.0	21	1	0	1	0	1
TOTAL	21	44	43	87	7.0	22	2	1	1	0	1
SACKS	G	UA	A	Total	Yds						
2017	14	1	0	1.0	1						
2018	7	2	1	2.5	14						
TOTAL	21	3	1	3.5	15						



Joe Fishpaw

53

R-Jr. / OL / 6-4 / 283
Mechanicsville, Va.
Hanover (Campbell)

2018 AS A REDSHIRT SOPHOMORE: Played in one game, appearing in season opener at NC State (Sept. 1).

2017 AS A REDSHIRT FRESHMAN: Sat out season due to NCAA transfer rules... Doug West Scout Team Offensive MVP... CAA Football Commissioner's Academic Honor Roll.

PRIOR TO JMU: Transferred to JMU after spending one season at Campbell, where he redshirted to retain a year of eligibility.

HIGH SCHOOL: Three-year letter winner at Hanover High School, playing offensive tackle as a junior and senior after transitioning from tight end as a sophomore... Member of the National Honor Society and Beta Club.

PERSONAL: Full name is Joseph Hill Fishpaw... Son of Sonny and Lisa Fishpaw... Has a sister, Samantha... His father played football at Virginia Tech... Majoring in finance.



Kelvin Azanama

54

R-Jr. / LB / 6-0 / 213
Chesterfield, Va.
Monacan

2018 AS A REDSHIRT SOPHOMORE: Played in 12 games, primarily on special teams... Had one solo tackle against Robert Morris (Sept. 13)... Doug West Scout Team Defensive MVP.

2017 AS A REDSHIRT FRESHMAN: Played in nine games, primarily on special teams... Had 13 tackles (6 solo), to go with a 0.5 tackle for loss... Had three tackles at ECU (Sept. 2), against ETSU (Sept. 9) and versus Norfolk State (Sept. 16)... Had a tackle in six of nine outings.

2016 AS A FRESHMAN: Redshirted to retain a year of eligibility.

HIGH SCHOOL: Second Team All-Conference 20 linebacker as a senior and Honorable Mention as a junior... Led Monacan in tackles as a junior and senior... Had a team-best five forced fumbles as a senior and scored three defensive touchdowns as a junior... Honor roll student all four years.

PERSONAL: Full name is Kelvin Tega Azanama... Son of Viktor and Valria Azanama and Blessing Khama... Has a sister, Lilian... Majoring in economics.

Azanama Statistics

TACKLES	G	UA	A	Total	TFL	Yds	PD	FF	FR	Blkd	QBH
2017	9	6	7	13	0.5	1	0	0	0	0	0
2018	12	1	0	1	0.0	0	0	0	0	0	0
TOTAL	21	7	7	14	0.5	1	0	0	0	0	0



Nick Kidwell

56

R-Fr. / OL / 6-5 / 315
Knoxville, Md.
Boonsboro

2018 AS A FRESHMAN: Played in two games, retaining a year of eligibility with four-game redshirt rule.

HIGH SCHOOL: Washington County Offensive Player of the Year as a senior... Gardener Offensive Lineman of the Year as a senior... First Team All-Washington County as a junior and senior and Second Team as a sophomore... Selected as Baltimore Touchdown Club All-Star... Member of Super 22 Team as a junior... Helped Warriors to three-straight MPSSAA 1A playoff appearances... Dual-sport athlete who was a shot put champion for Boonsboro's indoor and outdoor track and field teams... Honor roll student.

PERSONAL: Full name is Nicholas Joseph Kidwell... Son of Carl and Jennifer Kidwell... Has a sister, Carly... His father served four years in the Navy... Majoring in kinesiology.



James Carpenter

57

Fr. / DL / 6-1 / 264
Roanoke, Va.
Roanoke Catholic

HIGH SCHOOL: VISAA First Team All-State offensive line and defensive line as a junior and senior and Second Team as a sophomore... All-Timesland First Team defensive line as a senior and Second Team as a junior... Named Sizzling Sophomore Timesland Area as a sophomore... Helped Roanoke Catholic to 11-0 record in 2018, winning the Division 3 state championship... Had 10 sacks and 22 tackles for loss both as a junior and senior... Single-season best 13 sacks and 74 solo tackles as a sophomore... Dual-sport athlete who also played basketball, lacrosse and track & field... First Team All-Conference tournament team in 2019 for basketball... First Team All-State defense and Second Team All-Conference offense in lacrosse... Broke school record in shotput, placing second in the state meet with a throw of 45-8... Part of school's VISAA state track champions in 2019.

PERSONAL: Full name is James Allan Carpenter... Son of Dale and Karen Carpenter... Has a brother, Josh, and two sisters, Jesse and Jordan... His brother is a marine... Majoring in sport and recreation management.



Tanner Morris

58

Fr. / OL / 6-2 / 296
Fayetteville, N.C.
Terry Sanford

HIGH SCHOOL: First Team All-Patriot Athletic Conference as a senior and Second Team as a junior... Selected to 2018 Shrine Bowl of the Carolinas... Received U.S. Army Leadership and Commitment Award at Shrine Bowl... Helped Terry Sanford to third round of 2018 playoffs with 12-4 record and second round in both 2016 and 2017... Won PAC championship his junior season.

PERSONAL: Full name is Tanner Grey Morris... Son of Delton and Delilia Morris... Has a brother, Wyatt, and sister, Avery... His grandfather played college football at Cal and Fresno State... Majoring in management.

2019 JMU Players



Seth Weaver

59

R-Jr. / LS / 6-0 / 177

Ruckersville, Va.

Monticello (Christopher Newport)

2018 AS A REDSHIRT SOPHOMORE: Did not see any action.

PRIOR TO JMU: Transferred to JMU in Fall 2017 after spending 2016 academic year as a receiver at Christopher Newport University where he appeared in one game... Joined the JMU football team in Fall

2018.

HIGH SCHOOL: First Team All-Conference safety as a senior... Second Team All-Conference receiver as a senior... Second Team All-District receiver as a senior... Dual-sport athlete who also played basketball and baseball at Monticello... 2015-16 US Army Scholar-Athlete Award winner.

PERSONAL: Full name is Seth McCabe Weaver... Son of Joe and Karen Weaver... Has a sister, Ella... His father played football at William & Mary... Majoring in sport and recreation management with a minor in business.



Jahee Jackson

60

R-Sr. / OL / 6-3 / 288

Baltimore, Md.

Gilman

2018 AS A REDSHIRT JUNIOR: Played in seven games, making four starts at left guard and one start at right guard... Part of an offensive line that helped JMU rank second nationally in completion percentage (67.4%) while also ranking 10th in the FCS in first downs (279), 13th on third-down conversions (45.6%) and 18th in scoring (33.9)...

Dukes led CAA in third-down opportunities while also ranking second in scoring, total offense (406.9), first downs and red-zone percentage (85.5%)... STATS FCS Third Team Preseason All-American... Preseason All-CAA.


2017 AS A REDSHIRT SOPHOMORE: Played in 14 games, making 13 games at right tackle... HERO Sports FCS Sophomore All-American... Second Team All-CAA Offensive Lineman... VaSID First Team All-State... Part of an offensive line that helped JMU lead the CAA and rank 15th nationally in scoring (34.4)... Also ranked third in first downs (325), ninth in completion percentage (64.9), 22nd in pass efficiency (142.46 rating), 25th in rushing (194.3), and 30th in total offense (419.0)... JMU produced four games over 40 points, including a season-high 75... Ranked second nationally with a +23.3 win margin.

2016 AS A REDSHIRT FRESHMAN: Played in five games... Part of an offensive line that set JMU and CAA single-season records in scoring (700), rushing offense (4,125), total offense (7,612) and first downs (380)... Offense led the FCS in completion percentage (70.8%), team pass efficiency (181.69) and first downs... Also ranked second in scoring (46.7), third in total offense (507.5), fourth in third-down conversions (50%), fifth in rushing (275.0) and 10th in turnovers lost (13)... JMU produced more than 50 points in six games this season with an average win margin at 25.5 points per game.

2015 AS A FRESHMAN: Redshirted to retain a year of eligibility.

HIGH SCHOOL: Played on both the offensive and defensive lines for Gilman... Honorable Mention All-State and All-MIAA selection as a senior... Selected to Team Baltimore for the annual Maryland Crab Bowl as a senior... Tri-sport athlete who wrestled and was a thrower on the track & field team.

PERSONAL: Full name is Jahee Mustafah Jackson... Majoring in sociology.



Joe Worman

61

Fr. / DL / 6-3 / 272

Leesburg, Va.

Flint Hill

HIGH SCHOOL: VISAA Division I All-State defensive line as a junior and senior and All-State offensive line as a senior... All-MAC Conference as a junior and senior... All-Nova Team as a senior.

PERSONAL: Full name is Joseph Merle Worman... Son of Gregory and Jacquelyn... Has a brother, Sam, and sister, Kathryn... His brother played basketball at Liberty... Majoring in computer science.



Kyle Smith

62

R-Fr. / OL / 6-5 / 310

Culpeper, Va.

Eastern View

2018 AS A FRESHMAN: Redshirted to retain a year of eligibility.

HIGH SCHOOL: VHSL 4A All-State as a senior... All-Region as a junior and senior... All-Conference 22 as a sophomore, junior and senior... All-Battlefield District as a freshman... Named Eastern View's Offensive Lineman of the Year as a junior and senior... Received leadership award as a sophomore... Helped Cyclones to third round of 2017 playoffs and second round of 2018 playoffs... Dual-sport athlete who also played basketball and was the track captain... Received a Business Academic Award and was a Germanna Scholar.

PERSONAL: Full name is Kyle Nathan Smith... Son of Dwight and Sonya Smith... Has a brother, Nicholas... Majoring in kinesiology.



J.T. Timming

63

R-Jr. / OL / 6-3 / 306

Liberty Township, Ohio

Lakota East

2018 AS A REDSHIRT SOPHOMORE: Played in five games, serving as the No. 2 center on the depth chart... Part of an offensive line that helped JMU rank second nationally in completion percentage (67.4%) while also ranking 10th in the FCS in first downs (279), 13th on third-down conversions (45.6%) and 18th in scoring (33.9)...

Dukes led CAA in third-down opportunities while also ranking second in scoring, total offense (406.9), first downs and red-zone percentage (85.5%)... CAA Football Commissioner's Academic Honor Roll.

2017 AS A REDSHIRT FRESHMAN: Played in eight games, serving a backup center role, as well as playing on special teams... Part of an offensive line that helped JMU lead the CAA and rank 15th nationally in scoring (34.4)... Also ranked third in first downs (325), ninth in completion percentage (64.9), 22nd in pass efficiency (142.46 rating), 25th in rushing (194.3), and 30th in total offense (419.0)... JMU produced four games over 40 points, including a season-high 75... Ranked second nationally with a +23.3 win margin... CAA Football Commissioner's Academic Honor Roll.

2016 AS A FRESHMAN: Redshirted to retain a year of eligibility... Named Doug West Offensive Scout Team MVP.

HIGH SCHOOL: Second Team Division I All-Region as a junior and senior... First Team All-Greater Miami Conference as a junior and senior... Division I Associated Press Second Team All-Southwest District... Cincinnati Enquirer Division I All-Star as a senior... Journal-News First Team All-Area... Helped Lakota East to the regional semifinals of the 2014 OHSAA Division I playoffs as a junior... Honor roll student.

PERSONAL: Full name is Jacob Timming... Son of Brian and Dawn Timming... Has two brothers, Cody and Brett... Majoring in sport and recreation management.



Henry Somerville

64

Fr. / OL / 6-1 / 275

Alexandria, Va.

Bishop Ireton (Blair Academy)

PRIOR TO JMU: Spent one season as a prep at Blair Academy... Was a 2018 All-Mid Atlantic Prep League selection at offensive line.

HIGH SCHOOL: VISAA All-State as a senior... Named team MVP in 2017... National Football Foundation recipient of the Alexandria Sportsman Award.

PERSONAL: Full name is Henry Thomas Somerville... Son of William and Ann Marie Somerville... Has a brother, Liam... Majoring in management.



Tony Thurston

65

R-Fr. / DL / 6-4 / 260

Louisa, Va.

Louisa

2018 AS A FRESHMAN: Played in three games, retaining a year of eligibility with four-game redshirt rule... CAA Football Commissioner's Academic Honor Roll.

HIGH SCHOOL: First Team All-USA Virginia Defense as a senior... VHSL 4A State Defensive Player of the Year as a senior... 4A First Team All-State offense and defense as a senior... Central

Virginia Defensive Player of the Year as a senior... First Team All-Central Virginia defense as a senior... 4A Region Defensive Player of the Year as a senior... First Team All-Region offense and defense as a junior and senior... First Team All-804 defense as a senior... First Team All-Conference 19 offense as a junior and First Team defense as a sophomore and junior... Jefferson District Defensive Player of the Year... First Team All-District offense and defense as a junior and senior... Falcon Club Student-Athlete of the Year as a senior... Recipient of the Falcon Club Citizenship Award... Led Louisa to a 14-1 record and berth in the 4A state title game as a senior... Dual-sport athlete who was a wrestler... Finished fourth in the state at heavyweight his junior year while winning conference, district and region championships in the division... Member of the National Honor Society.

PERSONAL: Full name is Donald Anthony Thurston III... Son of Tony Jr. and Christin Thurston... Has two sisters, Dayna and Danielle... Majoring in kinesiology.



Zaire Bethea

67

R-Jr. / OL / 6-4 / 315

South Orange, N.J.

DePaul Catholic

2018 AS A REDSHIRT SOPHOMORE: Started all 13 games, with the first four at left tackle and the final nine at left guard... Part of an offensive line that helped JMU rank second nationally in completion percentage (67.4%) while also ranking 10th in the FCS in first downs (279), 13th on third-down conversions (45.6%) and 18th in scoring (33.9)... Dukes led CAA in third-down opportunities

while also ranking second in scoring, total offense (406.9), first downs and red-zone percentage (85.5%).

2017 AS A REDSHIRT FRESHMAN: Played in all 15 games, making three starts at left guard... Part of an offensive line that helped JMU lead the CAA and rank 15th nationally in scoring (34.4)... Also ranked third in first downs (325), ninth in completion percentage (64.9), 22nd in pass efficiency (142.46 rating), 25th in rushing (194.3), and 30th in total offense (419.0)... JMU produced four games over 40 points, including a season-high 75... Ranked second nationally with a +23.3 win margin... CAA Football Commissioner's Academic Honor Roll.

2016 AS A FRESHMAN: Redshirted to retain a year of eligibility.

HIGH SCHOOL: First Team All-Passaic County as a junior and senior... First Team All-Big North United Conference as a senior and Second Team as a junior... Won three NJSIAA state championships with the Spartans... Non-Public Group 3 state champion as a senior and Group 2 state champion as a sophomore and junior... Received academic honors in the technology department at DePaul Catholic.

PERSONAL: Full name is Zaire Bethea... Son of Darvin and Kim Bethea... Has a brother, Zion, and sister, Zarria... Majoring in sport and recreation management.



Truvell Wilson

69

R-Jr. / OL / 6-2 / 303

Richmond, Va.

Henrico (UVA-Wise)

2018 AS A REDSHIRT SOPHOMORE: 2018 as a Redshirt Sophomore: Played in 11 games, primarily on special teams, and also served as a backup guard... Dean's List (Spring 2019)... CAA Football Commissioner's Academic Honor Roll.

2017 AS A SOPHOMORE: Redshirted season due to NCAA transfer rules... CAA Football Commissioner's Academic Honor Roll.

PRIOR TO JMU: Transferred to JMU after spending one season at Virginia-Wise... Started every game at left tackle, earning Honorable Mention All-Mountain East Conference honors.

HIGH SCHOOL: Second Team All-Metro as a junior and senior and Honorable Mention as a sophomore... First Team All-State as a senior and Second Team as a junior... First Team All-Region as a junior and senior... First Team All-Conference as a junior and senior... Dual-sport athlete who also wrestled and was a thrower for track & field... Graduated from Henrico with a 4.1 GPA.

PERSONAL: Full name is Truvell Marquette Wilson... Son of Vernell and Tonya Wilson... Has a brother, Myles, and sister, Tyla... Majoring in sociology.



Henry Schroeder

70

R-Fr. / OL / 6-4 / 278

Richmond, Va.

St. Christopher's

2018 AS A FRESHMAN: Redshirted to retain a year of eligibility.

HIGH SCHOOL: VISAA Division I First Team All-State as a junior and senior... First Team All-Metro as a senior and Second Team as a junior... First Team All-Prep as a junior and senior and Second

Team as a sophomore... Helped St. Christopher's to a 7-3 record and the Division I state semifinals as a senior... Dual-sport athlete who was also Second Team All-Metro in track.

PERSONAL: Full name is Louis Henry Schroeder... Son of Cliff and Alice Schroeder... Has two brothers, Harrison and Mason... Majoring in communication studies.



Luke Warner

71

R-Fr. / DL / 6-2 / 258

Charlotte, N.C.

Charlotte Christian

2018 AS A FRESHMAN: Redshirted to retain a year of eligibility.

HIGH SCHOOL: Three-year starter at Charlotte Christian... Second Team All-Conference as a senior... Part of two state championship teams (2014, 2017)... Also helped team reach the state title game in 2016... Dual-sport athlete who also ranked fourth in the state at the 285 weight class in wrestling... Recipient of the Charlotte Christian Lifer award.

PERSONAL: Full name is Lucas Charles Warner... Son of John and KC Warner... Has a brother, Mitchell, and a sister, Abby... His brother played basketball at Charlotte (2012-16)... Majoring in marketing.

2019 JMU Players



Will Clevinger

72

R-So. / OL / 6-4 / 289

*Richmond, Va.
Patrick Henry*

2018 AS A REDSHIRT FRESHMAN: Played in all 13 games, primarily on special teams with the field goal and PAT units.

2017 AS A FRESHMAN: Redshirted to retain a year of eligibility.

HIGH SCHOOL: All-Conference as a senior... Helped Patrick Henry reach the second round of the VHSL 5A state playoffs as a senior and a first-round appearance as a junior... Received Offensive Lineman of the Year award from PH coaches... Played in Big River Rivalry game.

PERSONAL: Full name is William Carter Clevinger... Son of John and Cassie Clevinger... Has a sister, Calli... His father played football at East Carolina... Majoring in management.



Mac Patrick

73

Sr. / OL / 6-2 / 288

*Mechanicsville, Va.
Hanover*

2019 AS A SENIOR: Honorable Mention Preseason All-CAA.

2018 AS A JUNIOR: Started all 13 games at center... Third Team All-CAA offensive lineman... VaSID Second Team All-State... Part of an offensive line that helped JMU rank second nationally in completion percentage (67.4%) while also ranking 10th in the FCS in first downs (279), 13th on third-

down conversions (45.6%) and 18th in scoring (33.9)... Dukes led CAA in third-down opportunities while also ranking second in scoring, total offense (406.9), first downs and red-zone percentage (85.5%)... HERO Sports Third Team Preseason All-American.

2017 AS A SOPHOMORE: Started all 15 games at center... Part of an offensive line that helped JMU lead the CAA and rank 15th nationally in scoring (34.4)... Also ranked third in first downs (325), ninth in completion percentage (64.9), 22nd in pass efficiency (142.46 rating), 25th in rushing (194.3), and 30th in total offense (419.0)... JMU produced four games over 40 points, including a season-high 75... Ranked second nationally with a +23.3 win margin.

2016 AS A FRESHMAN: Played in eight games, which included playing the entire second half at center in the FCS semifinals at North Dakota State (Dec. 16)... Part of an offensive line that set JMU and CAA single-season records in scoring (700), rushing offense (4,125), total offense (7,612) and first downs (380)... Offense led the FCS in completion percentage (70.8%), team pass efficiency (181.69) and first downs... Also ranked second in scoring (46.7), third in total offense (507.5), fourth in third-down conversions (50%), fifth in rushing (275.0) and 10th in turnovers lost (13)... JMU produced more than 50 points in six games this season with an average win margin at 25.5 points per game... CAA Football Academic All-Conference Team.

HIGH SCHOOL: VSHL 4A First Team All-State as a senior... 4A First Team All-East Region as a junior and senior... Richmond Times-Dispatch First Team All-Metro as a senior and Second Team as a junior... First Team All-Conference 20 as a junior and senior and Second Team as a sophomore... Helped Hanover to the regional championship game as a senior and the second round of the playoffs as a sophomore and junior... Dual-sport athlete who also played basketball.

PERSONAL: Full name is Mac David Patrick... Son of David Patrick and Phyllis Carpenter... Has a brother, Tabb... Majoring in public policy and administration.



Sammy Junco

46

R-Fr. / OL / 6-2 / 296

*Vienna, Va.
James Madison (VMI)*

PRIOR TO JMU: Transferred to JMU after spending one season where he redshirted at VMI... Will sit out 2019 season due to NCAA transfer rules.

HIGH SCHOOL: VHSL 6A Honorable Mention All-State as a senior... First Team All-Region as

a senior... First Team All-Northern Virginia as a senior... All-Concord Conference selection as a junior and senior... Helped JMHS to 6A region title game as a junior and second round of playoffs as a senior... Graduated with an advanced studies diploma.

PERSONAL: Full name is Samuel Khan Junco... Son of Carl and Asma Junco... Has a sister, Madeleine... His mother played field hockey at Buffalo... His uncle was a track athlete at Canisius... His immediate family has five lawyers... Majoring in health sciences.



Jake Glavin

76

R-So. / OL / 6-2 / 300

*Chester Springs, Pa.
Malvern Prep*

2018 AS A REDSHIRT FRESHMAN: Played in all 13 games, primarily on special teams... CAA Football Commissioner's Academic Honor Roll.

2017 AS A FRESHMAN: Redshirted to retain a year of eligibility.

HIGH SCHOOL: Four-year letter winner at Malvern Prep... PFN 5A Second Team All-State as a senior... All-Southeastern PA selection as a junior and senior... First Team All-Main Line as a junior and senior... First Team All-Inter-Academic League as a sophomore, junior and senior... All-City as a junior and senior... First Team All-District as a sophomore and Honorable Mention as a freshman... Helped team to conference championships in 2014 and 2016... Dual-sport athlete who was a member of the Malvern state champion baseball team... Member of the National Honor Society and National Arts Honors Society.

PERSONAL: Full name is Jake Michael Glavin... Son of Michael and Stephanie Glavin... Has a brother, Luke... Father played football and Franklin & Marshall... Mother played basketball at Mansfield... Brother is a pitcher at Lehigh... Majoring in management.



Liam Fornadel

77

R-So. / OL / 6-5 / 308

*Chester Springs, Pa.
Malvern Prep*

2019 AS A JUNIOR: HERO Sports Third Team Preseason All-American... Preseason All-CAA.

2018 AS A SOPHOMORE: Started all 13 games at right tackle... HERO Sports FCS First Team Sophomore All-American... Second Team All-CAA offensive lineman... VaSID First Team All-State... Part of an offensive line that helped JMU rank

second nationally in completion percentage (67.4%) while also ranking 10th in the FCS in first downs (279), 13th on third-down conversions (45.6%) and 18th in scoring (33.9)... Dukes led CAA in third-down opportunities while also ranking second in scoring, total offense (406.9), first downs and red-zone percentage (85.5%)... JMU's Offensive Lineman of the Year.

2017 AS A FRESHMAN: Played in all 15 games, making two starts at right guard... JMU Rookie of the Year... Part of an offensive line that helped JMU lead the CAA and rank 15th nationally in scoring (34.4)... Also ranked third in first downs (325), ninth in completion percentage (64.9), 22nd in pass efficiency (142.46 rating), 25th in rushing (194.3), and 30th in total offense (419.0)... JMU produced four games over 40 points, including a season-high 75... Ranked second nationally with a +23.3 win margin... Made first two career starts in FCS semifinal against South Dakota State (Dec. 16) and in NCAA Division I Championship game versus North Dakota State (Jan. 6).

HIGH SCHOOL: USA Today Second Team ALL-USA New Jersey as a senior... NJ.com First Team All-Non Public Football Team as a senior... Second Team All-NJSFC United Division as a senior... Part of Don Bosco's NJSIAA Non-Public Group 4 state championship in 2015... Helped Don Bosco to Group 4 semifinals in 2014 and 2016... Participated in the 2016 Nike Football N.J. Opening Regional.

PERSONAL: Full name is Liam Paul Fornadel... Majoring in finance.

2019 JMU Players



Raymond Gillespie

79

R-Jr. / OL / 6-6 / 275
Mechanicsville, Va.
Atlee

2018 AS A REDSHIRT SOPHOMORE: Played in 12 games, making nine starts at left tackle... Part of an offensive line that helped JMU rank second nationally in completion percentage (67.4%) while also ranking 10th in the FCS in first downs (279), 13th on third-down conversions (45.6%) and 18th in scoring (33.9)... Dukes led CAA in third-down opportunities while also ranking second in scoring, total offense (406.9), first downs and red-zone

percentage (85.5%).

2017 AS A REDSHIRT FRESHMAN: Played in 12 games, primarily on special teams.

2016 AS A FRESHMAN: Redshirted to retain a year of eligibility.

HIGH SCHOOL: Second Team All-Region as a senior... First Team All-Conference 16 as a senior... Helped Atlee to a 7-5 record and to the second round of the 2015 VHSL playoffs... Dual-sport athlete who also played lacrosse.

PERSONAL: Full name is Raymond Scott Gillespie Jr.... Son of Scott and Linda Gillespie... Has three sisters, Lisa, Trisha and Megan... Majoring in sport and recreation management.



Josh Sims

83

R-Sr. / WR / 5-10 / 155
Covington, Ga.
Eastside

2018 AS A REDSHIRT FRESHMAN: Played in 11 games, making six starts at wide receiver... Had 15 receptions for 103 yards... Season highs of four catches for 32 yards in season opener at NC State (Sept. 1)... Made three receptions for 27 yards at Richmond (Sept. 29), which included season-long 18-yard catch... Also had three grabs at New

Hampshire (Nov. 3) and two versus Elon (Oct. 6).

2017 AS A FRESHMAN: Redshirted to retain a year of eligibility.

HIGH SCHOOL: Four-year letter winner at Eastside... 4A First Team All-Region as a junior and senior and Second Team as a sophomore... First Team All-County as a junior and senior and Second Team as a sophomore... Preseason All-State selection as a senior... Helped the Eagles to second round of the 4A playoffs in 2014 and first round in 2016... Dual-sport athlete who was an All-Region baseball player... Honor roll student.

PERSONAL: Full name is Joshua Deshawn Sims... Son of Bobby and Jacquelyn Sims... Has a sister, Shawna... His uncle, Allen Sims, played basketball at Georgia Southern... His uncle, Timothy Reed, played football at Savannah State... Majoring in health sciences.

Sims Statistics

RECEIVING	G	Rec	Yds	TD	Lg	Rec/G	Avg/C	Avg/G
2018	11	15	103	0	18	1.4	6.9	9.4



Nick Carlton

81

R-Jr. / TE / 6-3 / 240
Alpharetta, Ga.
Alpharetta

2018 AS A JUNIOR: Played in three games, retaining a year of eligibility with new four-game redshirt rule... Had one reception for 14 yards against Robert Morris (Sept. 13).

2017 AS A SOPHOMORE: Played in six games, making four starts at tight end, before an injury sidelined him for the rest of the season... Had six receptions for 63 yards and a touchdown... In first career start, had three catches for 38 yards and his first career touchdown at ECU (Sept. 2)... Also had two receptions for 23 yards against Norfolk State (Sept. 16).

2016 AS A FRESHMAN: Played in eight games, primarily on special teams... Had two receptions for 41 yards against Elon (Nov. 19), which included a career-long 28-yard reception.

HIGH SCHOOL: GHSA 6A Honorable Mention All-Region as a senior... Helped Alpharetta to 6A regional championship as a junior... Reached the second round of the Georgia 6A state playoffs as a junior and senior... Selected to Chamber Bowl All-Star Game... Also played in the Senior Bowl... Recipient of the Real AJ Foundation Senior Award and Alpharetta High School Offensive Coaches Award... Dual-sport athlete who also played basketball.

PERSONAL: Full name is Keaun Nicholas Carlton... Son of Kea and Terri Carlton... Has a sister, Keauna... Majoring in public policy and administration.

Carlton Statistics

RECEIVING	G	Rec	Yds	TD	Lg	Rec/G	Avg/C	Avg/G
2016	8	2	41	0	28	0.3	20.5	5.1
2017	6	6	63	1	17	1.0	10.5	10.5
2018	3	1	14	0	14	0.3	14.0	4.7
TOTAL	17	9	118	1	28	0.5	13.1	6.9



Dylan Stapleton

84

Sr. / TE / 6-5 / 242
Indiana, Pa.
Indiana (Slippery Rock)

2018 AS A JUNIOR: Played in all 13 games, making eight starts at tight end... Had 19 receptions for 182 yards and a touchdown... Season highs of four catches for 52 yards in FCS Second Round at Colgate (Dec. 1)... Three receptions for 20 yards and a touchdown against William & Mary (Sept. 22)... Also had three catches in FCS First Round

against Delaware (Nov. 24)... Tallied two or more receptions in seven games.

PRIOR TO JMU: Transferred to JMU after spending two seasons at Division II's Slippery Rock... Played in 21 career games, making one start... Had 26 receptions for 301 yards and a score in sophomore season... Ranked third on the team in receptions and fourth in yards... Career bests of eight catches for 89 yards against Edinboro... Had one catch for nine yards as a true freshman.

HIGH SCHOOL: Three-time all-conference honoree both at wide receiver and defensive back at Indiana HS... Dual-sport athlete who was also an all-conference athlete in basketball and lacrosse as a junior and senior... Honor Roll student.

PERSONAL: Full name is Dylan Walter Stapleton... Son of Jim and Claudia Stapleton... Has three brothers, Kevin, Derek and Riley... Brother Riley is a wide receiver for JMU... Brother Kevin played basketball at Juniata College... Majoring in communication studies.

Stapleton Statistics

RECEIVING	G	Rec	Yds	TD	Lg	Rec/G	Avg/C	Avg/G
2018	13	19	182	1	31	1.5	9.6	14.0



Kevin Curry Jr.

82

Fr. / WR / 6-0 / 190
Winchester, Va.
John Handley

HIGH SCHOOL: First Team All-Region defensive back as a senior and Second Team as a junior... First Team All-Region wide receiver as a junior... First Team All-Northwestern District receiver and defensive back as a junior and senior... Had 60 catches for 1,031 yards and 13 touchdowns as a senior... Dual-sport athlete who also lettered in basketball, earning First Team All-Conference honors twice.

PERSONAL: Full name is Kevin Darnell Curry Jr... Son of Kevin Curry Sr. and Stephanie Washington... Has three brothers... His cousin, Aaron Banks, plays football at Richmond... Majoring in sport and recreation management.

2019 JMU Players



Hunter Bullock

86

Fr. / TE / 6-3 / 243
Gaffney, S.C.
Gaffney

HIGH SCHOOL: SCHSL 5A All-Region 2 as a senior... Selected to South Carolina North-South Senior All-Star Game... Helped Gaffney to 11-2 record and quarterfinal round of 5A playoffs in 2018... Also helped team to nine wins in 2017, reaching 5A quarterfinals... Dual-sport athlete who

also played basketball.

PERSONAL: Full name is Hunter Michael Bullock... Son of Michael and Beth Bullock... Has a brother, Landon, and sister, Maddie... Majoring in health sciences.



Daniel Adu

88

R-So. / WR / 6-2 / 180
Springfield, Va.
West Springfield

2018 AS A REDSHIRT FRESHMAN: Played in eight games... Had one reception at Richmond (Sept. 29).

2017 AS A FRESHMAN: Redshirted to retain a year of eligibility.

HIGH SCHOOL: Three-year starter at West Springfield High school... Washington Post Honorable Mention All-Metro as a senior... All-Conference 7 wide receiver as a junior and senior... Had 74 receptions for 1258 yards and 13 touchdowns as a senior... Caught 48 passes for 889 yards and 9 touchdowns as a junior... In first year as a starter, tallied 32 catches for 424 yards and one score as a sophomore... Dual-sport athlete who was an All-American track athlete... Set school records in the 100, 200, 300, 4x100 relay, 4x200 relay and 4x400 relay.

PERSONAL: Full name is Daniel Kwaku Adu... Son of Emmanuel Amo-Adu and Christina Adu... Has a brother, Bennett, and two sisters, Olivia and Leslie... Majoring in sociology.

Adu Statistics

RECEIVING	G	Rec	Yds	TD	Lg	Rec/G	Avg/C	Avg/G
2018	8	1	4	0	4	0.1	4.0	0.5



Jake Brown

89

R-Jr. / WR / 6-0 / 186
Richmond, Va.
Trinity Episcopal

2018 AS A REDSHIRT SOPHOMORE: Played in 11 games, making five starts at wide receiver... Had 38 receptions for 455 yards and two touchdowns... Made two catches for a career-high 91 yards and first career touchdown at Richmond (Sept. 29)... First score came on career-long 71-yard catch...

Career-high eight receptions for 72 yards at Villanova (Oct. 13)... Had six catches for 41 yards at Towson (Nov. 17)... Five receptions for 43 yards and a touchdown in FCS First Round against Delaware (Nov. 24)... Had four receptions in three separate games, including 62 receiving yards in FCS Second Round at Colgate (Dec. 1) and 55 yards against Rhode Island (Nov. 10)... Made first two career catches against Robert Morris (Sept. 13)... Two or more grabs in nine outings... John David Kraus Memorial Award recipient.

2017 AS A REDSHIRT FRESHMAN: Played in two games.

2016 AS A FRESHMAN: Redshirted to retain a year of eligibility.

HIGH SCHOOL: VISAA Division II First Team All-State as a senior and Second Team as a junior... Richmond Times-Dispatch Second Team All-Metro as a

senior... Led Richmond metro area as a senior in receiving yards and broke Trinity Episcopal's single-season receiving yards record (1,200)... Participant in the 804 All-Star Game as a senior... Led the Titans to back-to-back state championships as a junior and senior... Tri-sport athlete who also played basketball and ran track... Part of Trinity Episcopal's school-record and state runner-up 4x100 relay team.

PERSONAL: Full name is Jake Harper Brown... Son of James and Kim Brown... Has a brother, James, and two sisters, Jamia and Makenzie... Majoring in management.

Brown Statistics

RECEIVING	G	Rec	Yds	TD	Lg	Rec/G	Avg/C	Avg/G
2017	2	0	0	0	0	0.0	0.0	0.0
2018	11	38	455	2	71	3.5	12.0	41.4
TOTAL	13	38	455	2	71	2.9	12.0	35.0



Drew Painter

90

So. / TE / 6-3 / 243
Hershey, Pa.
Hershey

2018 AS A FRESHMAN: Played in all 13 games, primarily on special teams... Had two solo tackles against William & Mary (Sept. 22)... Made first career interception against Robert Morris (Sept. 13)... CAA Football Commissioner's Academic Honor Roll.

HIGH SCHOOL: First Team All-Mid-Penn Keystone Conference tight end as a senior and Second Team defensive end as a junior... Four-year varsity starter... Started both ways in every game as a junior, tallying 34 receptions for 414 receiving yards and two touchdowns, to go with 5.5 sacks on defense... Dual-sport athlete who also played basketball... Started all but one game at tight end as a junior.

PERSONAL: Full name is Drew Murray Painter... Son of Mark and Barrie Lynn Painter... Has two brothers, Dylan and Daniel... His father played football at Millersville... His older brother, Dylan, plays basketball at Villanova... Majoring in kinesiology.



Ethan Ratke

91

R-Jr. / PK / 5-10 / 185
Mechanicsville, Va.
Atlee

2018 AS A SOPHOMORE: Played in nine games, serving as the team's primary place kicker... Third Team All-CAA... VaSID First Team All-State... Set JMU single-season record with 17 made field goals... Was 35-for-35 on point after attempts and 17-for-19 on field goal attempts... Led CAA

in scoring (9.6), field goals per game (1.89), field goal percentage (89.5%), PAT kicking percentage (100%) and second in total field goals... Converted a single-game JMU-record four field goals against Elon (Oct. 6)... Made three field goals at Villanova (Oct. 13) and against William & Mary (Sept. 22)... Also hit two field goals at NC State (Sept. 1) and in FCS Second Round at Colgate (Dec. 1)... Career-high 10 extra points against Robert Morris (Sept. 13)... Tallied a career-best 15 points on three field goals and six extra points against W&M.

2017 AS A REDSHIRT FRESHMAN: Played in 11 games, serving as the team's primary place kicker and kickoff specialist since midseason... VaSID Second Team All-State... Was 31-for-33 on point after attempts and 14-for-18 on field goal attempts... Also had 56 kickoffs for 3,389 yards, averaging 60.5 per kick... Ranked second in the CAA in made field goals and fourth in field-goal percentage (77.8%)... Tied for fourth in JMU single-season history in made field goals... Tied previous program record with three field goals in FCS Quarterfinals against Weber State (Dec. 8), which included a career-long and JMU postseason-record 46-yard field goal as time expired... Made two field goals at William & Mary (Oct. 21), against Richmond (Nov. 11), in the FCS Second Round against Stony Brook (Dec. 2) and in the NCAA Division I Championship game against North Dakota State (Jan. 6)...

2019 JMU Players

Made three 40+ yard field goals... Converted six PATs in FCS Semifinals against South Dakota State (Dec. 16) and five at Rhode Island (Nov. 4).

2016 AS A FRESHMAN: Redshirted to retain a year of eligibility... CAA Football Academic All-Conference Team.

HIGH SCHOOL: VHSL 5A First Team All-State as a junior and senior... VHSL 5A First Team All-North Region as a junior and senior... Richmond Times-Dispatch First Team All-Metro as a junior and senior... First Team All-Conference 16 as a junior and senior... Helped Atlee to the second round of the VHSL playoffs as a senior... Led team in scoring with 83 points as a senior and had 75 points as a junior... Converted 113 of 116 PATs combined in his junior and senior seasons... Made 15 of 19 field goals his junior and senior seasons... Dual-sport athlete who was a four-year starter for the Atlee soccer team... All-Conference 16 selection as a junior... Member of the Beta Club, Interfaith Brotherhood and Sisterhood Youth.

PERSONAL: Full name is Ethan Robert Ratke... Son of Raymond and Amy Byrne Ratke... Has a brother, Evan... His father played college football... Majoring in psychology.

Ratke Statistics

SCORING	G	TD	Rush	Rcv	Retn	PAT	2PAT	FG	Total	Avg/G
2017	11	0	0	0	0	31	0	14	73	6.6
2018	9	0	0	0	0	35	0	17	86	9.6
TOTAL	20	0	0	0	0	66	0	31	159	8.0

FIELD GOALS	G	Made	Att	Lg	Pct
2017	11	14	18	46	77.8
2018	9	17	19	39	89.5
TOTAL	20	31	37	46	83.8



Semaj Sorhaindo

91

R-So. / DL / 6-2 / 283
Fredericksburg, Va.
Courtland

2018 AS A REDSHIRT FRESHMAN: Did not see any action.

2017 AS A FRESHMAN: Redshirted to retain a year of eligibility.

HIGH SCHOOL: Played on the defensive line at Courtland High School... Had a game-winning pick-

six against King George as a senior... Dual-sport athlete who also competed for the Courtland track & field team... Honors graduate from Courtland.

PERSONAL: Full name is Semaj Dominique Sorhaindo... Son of Martin Sorhaindo and Debrea Knowles... Has a brother, Dwayne, and sister, Hope... Majoring in kinesiology.



Mike Greene

92

Jr. / DL / 6-2 / 285
Highland Springs, Va.
Highland Springs

2018 AS A SOPHOMORE: Started all 13 games on the defensive line... Had 41 total tackles (13 solo), to go with 5.5 tackles for loss, 2.5 sacks, one forced fumble, one fumble recovery and a quarterback hurry... Career-high nine tackles with 1.5 for loss and a forced fumble in FCS Second Round at

Colgate (Dec. 1)... Had five tackles, including a career high 2.5 tackles for loss and a sack at Villanova (Oct. 13)... Also made five stops against Rhode Island (Nov. 10)... First career sack at Richmond (Sept. 29)... Recovered a fumble in first career start at NC State (Sept. 1)... Three or more tackles in seven outings.

2017 AS A FRESHMAN: Played in nine games... Had two total tackles, to go with a quarterback hurry... Tallied first two career tackles at Elon (Nov. 18).

HIGH SCHOOL: VHSL 5A First Team All-State as a junior... 5A First Team All-Region as a junior... Second Team All-Metro as a junior and Honorable Mention as a senior... First Team All-Conference 12 defensive lineman as a senior and Second Team as a junior... First Team All-Conference offensive lineman as a junior and Second Team as a senior... Part of Highland Spring's back-to-back VHSL 5A state championships as a junior and senior... Honor roll student... Member of National Honor Society.

PERSONAL: Full name is Michael Gerard Greene II... Son of Michael and Hope Greene... Has two brothers, Malcolm and Miles, and a sister, Madison... Majoring in health services administration.

Greene Statistics

TACKLES	G	UA	A	Total	TFL	Yds	PD	FF	FR	Blkd	QBH
2017	9	0	2	2	0.0	0	0	0	0	0	1
2018	13	13	28	41	5.5	26	0	1	1	0	1
TOTAL	22	13	30	43	5.5	26	0	1	1	0	2



Drake Tomasi

93

R-Fr. / DL / 6-3 / 230
McGaheysville, Va.
Spotswood

2018 AS A FRESHMAN: Redshirted to retain a year of eligibility... President's List (Fall 2018)... Dean's List (Spring 2019)... CAA Football Commissioner's Academic Honor Roll.

HIGH SCHOOL: VSHL 3A First Team All-State tight end as a senior... Second Team All-State defensive end as a junior and senior... First Team All-Region tight end as a senior and Second Team as a junior... First Team All-Region defensive end as a junior and senior... Conference Defensive Player of the Year as a junior... First Team All-Conference tight end and defensive end as a junior and senior and Second Team defensive end as a sophomore... District Defensive Player of the Year as a junior and senior... First Team All-District tight end as senior and Second Team as a junior... First Team All-District defensive end as a junior and senior... Helped Spotswood to second round of 3A playoffs in 2016 and 2017... Dual-sport athlete who also played basketball... Finished 10th in senior class... Received Medallion Award for three years... National Honor Society... Math Honor Society... Latin Honor Society President.

PERSONAL: Full name is Drake Alexander Tomasi... Son of Steve and Melanie Tomasi... Has a sister, Meghan... Majoring in health sciences.



Sean Johns

94

Fr. / DL / 6-2 / 253
Leesburg, Va.
Gonzaga College

HIGH SCHOOL: Washington Post Honorable Mention All-Metro as a senior... First Team All-Washington Catholic Athletic Conference as a senior... Part of Gonzaga's 2018 WCAC championship team, going 9-3 as a senior.

PERSONAL: Full name is Sean William Johns... Son of Gregg Johns... Has two brothers, Mitchell and Nick... His father played football at Penn State... His brother Mitchell is a linebacker at Navy... His brother Nick was a quarterback at Virginia before transferring to Akron, where he's played both quarterback and tight end... Majoring in management.

2019 JMU Players



Adeeb Atariwa

95

R-Jr. / DL / 6-4 / 277
Sterling, Va.
Dominion

2018 AS A REDSHIRT SOPHOMORE: Played in 11 games, making eight starts on the defensive line... Had 31 total tackles (8 solo), to go with 3.5 tackles for loss, 1.5 sacks and a quarterback hurry... Career-high 11 tackles with a half sack in FCS Second Round at Colgate (Dec. 1)... Had five tackles against Robert Morris (Sept. 13)... Career

highs of four solo stops, 2.0 tackles for loss and a sack at Villanova (Oct. 13)... Added a tackle for loss against William & Mary (Sept. 22)... Three or more tackles in four outings.

2017 AS A REDSHIRT FRESHMAN: Played in 13 games, primarily on special teams... Had four total tackles (2 solo)... Had first career tackle against ETSU (Sept. 9)... Also had a solo stop at Rhode Island (Nov. 4)... CAA Football Commissioner's Academic Honor Roll.

2016 AS A FRESHMAN: Redshirted to retain a year of eligibility.

HIGH SCHOOL: VHSL 4A Second Team All-State defensive lineman as a junior and senior... 4A West First Team All-Region as a junior and senior... Conference 21 Defensive Player of the Year as a senior... First Team All-Conference 21 as a junior and senior... Viva Loudoun All-Loudoun Team as a senior... Helped Titans to 2014 4A playoffs... Played on both the offensive and defensive lines at Dominion... Dual-sport athlete who also wrestled, winning the 2015 4A state championship at the 285 pound weight class.

PERSONAL: Full name is Adeeb Justin Atariwa... Son of Rabiou and Christine Atariwa... Has a brother, Yazeed, and a sister, Brook... His brother, Yazeed, played on the offensive line at Toledo... Majoring in economics.

Atariwa Statistics

TACKLES	G	UA	A	Total	TFL	Yds	PD	FF	FR	Blkd	QBH
2017	12	2	2	4	0.0	0	0	0	0	0	0
2018	11	8	23	31	3.5	13	0	0	0	0	1
TOTAL	23	10	25	35	3.5	13	0	0	0	0	1

per punt in Elon game and averaged over 40 yards a punt in three games with at least three punts... Had four punts inside the 20 at Towson and in FCS First Round against Delaware (Nov. 24)... Converted a fake punt for a first down on a seven-yard carry at New Hampshire (Nov. 3)... CAA Football Commissioner's Academic Honor Roll.

2017 AS A FRESHMAN: Played in 15 games, serving as team's primary punter... HERO Sports FCS Freshman All-American... Second Team All-CAA Punter... VaSID Second Team All-State... Challace McMillin Special Teams MVP... Had 63 punts for 2,600 yards, averaging 41.3 yards per punt... Had 25 punts inside the 20 and six over 50 yards with only five touchbacks... Ranked second in the CAA in punting average... Booted a career-long 66-yard punt in FCS Semifinals against South Dakota State (Dec. 16)... Punted a 63 yarder against Maine (Sept. 23)... Had two punts over 50 yards at Delaware (Sept. 30), including a game-best 53 yarder... Averaged a single-game best 44.7 yards per punt in FCS semifinal win... Also averaged 43.5 per punt at Delaware... Averaged better than 41.0 yards per punt in five games in which he punted at least three times... Also converted three fake punts for first downs, rushing three times for 63 yards, including a 30-yard run against New Hampshire (Oct. 28)... Faked a punt for a 24-yard rush late in the fourth quarter of the NCAA Division I Championship game versus North Dakota State (Jan. 6)... Also ran nine yards for a first down at Delaware (Sept. 30)... CAA Football Commissioner's Academic Honor Roll.

HIGH SCHOOL: Played club Australian football for Morningside before training with punting coach Nathan Chapman at Prockick Australia... Dual-sport athlete who was a team captain for his basketball team... Named Senior Basketball Player of the Year... Received Caltex Service to the School Award, given for citizenship, leadership and community spirit.

PERSONAL: Full name is Harry Sean O'Kelly... Son of Tom and Alison O'Kelly... Has two brothers, Thomas and Seamus, and a sister, Ruby... His cousin, Scotty James, is a two-time Olympic snowboarder and X Games gold medalist... His cousin, Marc Pittonet, plays for the Hawthorn Hawks of the Australian Football League... His father, Tom, is an accomplished musician who plays percussion all over the world... Majoring in marketing.

O'Kelly Statistics

PUNTS	G	Att	Yds	Avg	Long	TB	FC	I20	50+	Blk
2017	14	63	2600	41.3	66	5	9	25	6	0
2018	13	50	1934	38.7	58	2	19	24	6	0
TOTAL	27	113	4534	40.1	66	7	28	49	12	0



Carlo Jones

96

Fr. / DL / 6-3 / 242
Riverdale, Md.
Avalon

HIGH SCHOOL: High School: Four-year starter on the defensive line... Named Avalon's team MVP as a senior... Led team in sacks as a senior and forced fumbles both as a junior and senior... Honor roll student.

PERSONAL: Full name is Carlo Enrico Jones...

Son of Anthony Jones... Has two brothers, Salvatore and Gilberto... Majoring in engineering.



Isaac Ukwu

99

Fr. / DL / 6-3 / 242
Riverdale, Md.
Avalon

2018 AS A REDSHIRT FRESHMAN: Played in three games... Had four total tackles (two solo), to go with a half tackle for loss... Had two tackles against Robert Morris (Sept. 13)... President's List (Spring 2019)

2017 AS A FRESHMAN: Redshirted to retain a year of eligibility... Dean's List (Fall 2017)... CAA Football Commissioner's Academic Honor Roll.

HIGH SCHOOL: MPSSAA 4A First Team All-State as a junior and senior... Honorable Mention All-Metro as a senior... First Team All-Conference as a junior and senior... First Team All-Montgomery County as a junior... Helped Wise to 4A state championship in 2016 with a perfect 14-0 record... Participant in Maryland Crab Bowl... Big 33 Elite 100 selection... Wise finished 2016 ranked No. 25 by USA Today.

PERSONAL: Full name is Isaac Ukwu... Son of George and Ibitubo Ukwu... Has three brothers, Brian, Felix and Miles, and two sisters, Tracy and Helen... Majoring in computer science.



Harry O'Kelly

98

Jr. / P / 6-1 / 185
Wynnum, Queensland, Australia
Iona College

2018 AS A SOPHOMORE: played in all 13 games, serving as team's primary punter... Second Team All-CAA punter... Had 50 punts for 1,934 yards, averaging 38.7 yards per punt... Had 24 punts inside the 20 and six over 50 yards with only two touchbacks... Had two punts over 50 yards against

Elon (Oct. 6), including a season-long 58-yard boot... Also kicked a 56-yard punt against Rhode Island (Nov. 10) and at Towson (Nov. 17)... Season-best 43 yards

2019 JMU Players



JMU Opponents' Series History

Akron (0-1)

Home: 0-0		Away: 0-1		Neutral: 0-0	
Date	Game	W/L	Score	Attend.	
9/7/13	at Akron	L	33-35	19,653	

Albany 3-0

Home: 2-0		Away: 1-0		Neutral: 0-0	
Date	Game	W/L	Score	Attend.	
* 10/5/13	ALBANY	W	40-13	25,201	
* 10/4/14	at #23 Albany	W	31-28	3,284	
* 9/19/15	ALBANY	W	42-28	18,659	
Score Totals			113-69		

Alcorn State 1-0

Home: 1-0		Away: 0-0		Neutral: 0-0	
Date	Game	W/L	Score	Attend.	
9/8/12	ALCORN STATE	W	42-3	20,239	

Anne Arundel (1-0)

Home: 1-0		Away: 0-0		Neutral: 0-0	
Date	Game	W/L	Score	Attend.	
9/22/73	ANNE ARUNDEL	W	34-8		

Appalachian State (4-12)

Home: 2-5		Away: 2-7		Neutral: 0-0	
Date	Game	W/L	Score	Attend.	
9/6/80	APPALACHIAN ST.	L	6-34		
9/12/81	at Appalachian St.	L	0-45		
9/11/82	APPALACHIAN ST.	W	39-35	7,750	
9/10/83	at Appalachian St.	W	24-20	12,240	
10/19/85	at #19 Appalachian St.	L	0-36	14,007	
10/18/86	#6 APPALACHIAN ST.	L	20-21	12,600	
9/12/87	at #7 Appalachian St.	L	10-17	12,862	
9/10/88	#3 APPALACHIAN ST.	L	14-17	9,250	
9/23/89	at #20 Appalachian St.	L	14-23	10,060	
11/17/90	APPALACHIAN ST.	L	0-24	3,786	
9/21/91	at #19 Appalachian St.	W	31-8	13,467	
10/10/92	APPALACHIAN ST.	L	21-27	14,000	
p 11/25/95	at #2 Appalachian St.	L	24-31	9,467	
9/9/06	at #1 Appalachian St.	L	10-21	23,814	
p 11/24/07	at #5 Appalachian St.	L	27-28	14,040	
9/20/08	#1 APPALACHIAN ST.	W	35-32	17,163	
Score Totals			275-419		

Austin Peay (0-3)

Home: 0-2		Away: 0-1		Neutral: 0-0	
Date	Game	W/L	Score	Attend.	
9/1/79	AUSTIN PEAY	L	6-10		
9/20/80	at Austin Peay	L	3-21		
9/19/81	AUSTIN PEAY	L	7-13		
Score Totals			16-44		

Ball State (0-1)

Home: 0-0		Away: 0-1		Neutral: 0-0	
Date	Game	W/L	Score	Attend.	
9/6/97	at Ball State	L	6-24	16,647	

Bloomsburg (2-0)

Home: 2-0		Away: 0-0		Neutral: 0-0	
Date	Game	W/L	Score	Attend.	
9/2/89	BLOOMSBURG	W	48-3	11,682	
9/2/06	BLOOMSBURG	W	14-3	14,462	
Score Totals			62-6		

Boston University (5-1)

Home: 2-1		Away: 3-0		Neutral: 0-0	
Date	Game	W/L	Score	Attend.	
9/17/88	at Boston Univ.	W	23-13	5,857	
* 11/20/93	#6 BOSTON UNIV.	L	21-24	7,500	
* 10/1/94	at #7 Boston Univ.	W	24-21	7,809	
* 10/7/95	BOSTON UNIV.	W	38-31	17,000	
* 9/21/96	at Boston Univ.	W	38-7	4,648	
11/22/97	BOSTON UNIV.	W	31-14	4,200	
Score Totals			175-110		

Bridgewater (2-0)

Home: 1-0		Away: 1-0		Neutral: 0-0	
Date	Game	W/L	Score	Attend.	
10/12/74	BRIDGEWATER	W	41-13		
9/27/75	at Bridgewater	W	10-7		
Score Totals			51-20		

Buffalo (1-0)

Home: 1-0		Away: 0-0		Neutral: 0-0	
Date	Game	W/L	Score	Attend.	
9/3/94	BUFFALO	W	35-0	12,000	

C.W. Post (1-1)

Home: 0-1		Away: 1-0		Neutral: 0-0	
Date	Game	W/L	Score	Attend.	
10/10/81	C.W. POST	L	36-37		
10/30/82	at C.W. Post	W	32-16	4,484	
Score Totals			68-53		

California (Pa.) (1-0)

Home: 1-0		Away: 0-0		Neutral: 0-0	
Date	Game	W/L	Score	Attend.	
10/9/76	CALIFORNIA (PA.)	W	35-17		

Central Connecticut State (3-0)

Home: 3-0		Away: 0-0		Neutral: 0-0	
Date	Game	W/L	Score	Attend.	
9/10/11	C. CONN. STATE	W	14-9	25,102	
8/31/13	C. CONN. STATE	W	38-14	23,541	
9/10/16	C. CONN. STATE	W	56-21	20,636	
Score Totals			108-44		

Charleston Southern (1-0)

Home: 1-0		Away: 0-0		Neutral: 0-0	
Date	Game	W/L	Score	Attend.	
11/15/03	CHAR. SOUTHERN	W	45-7	7,403	

Charlotte (2-0)

Home: 1-0		Away: 1-0		Neutral: 0-0	
Date	Game	W/L	Score	Attend.	
9/21/13	CHARLOTTE	W	34-7	18,302	
10/25/14	at Charlotte	W	48-40	15,677	
Score Totals			82-47		

Coastal Carolina (1-1)

Home: 1-0		Away: 0-1		Neutral: 0-0	
Date	Game	W/L	Score	Attend.	
9/10/05	at Coastal Carolina	L	27-31	8,533	
9/22/07	C. CAROLINA	W	45-10	15,260	
Score Totals			72-41		

JMU Opponents' Series History

Colgate (0-2)

Home: 0-1		Away: 0-1		Neutral: 0-0	
Date	Game	W/L	Score	Attend.	
p 12/5/15	COLGATE	L	38-44	15,045	
p 12/1/18	at #9 Colgate	L	20-23	6,418	
Score Totals			58-67		

Davidson (5-0)

Home: 2-0		Away: 3-0		Neutral: 0-0	
Date	Game	W/L	Score	Attend.	
10/16/76	at Davidson	W	17-12		
10/2/82	at Davidson	W	35-7	2,800	
10/1/83	DAVIDSON	W	50-0	14,000	
10/13/84	at Davidson	W	28-7	900	
10/26/85	DAVIDSON	W	28-0	14,000	
Score Totals			158-26		

Dayton (0-1)

Home: 0-0		Away: 0-1		Neutral: 0-0	
Date	Game	W/L	Score	Attend.	
9/29/79	at Dayton	L	15-35		

Delaware (12-14)

Home: 7-6		Away: 5-8		Neutral: 0-0	
Date	Game	W/L	Score	Attend.	
10/29/83	DELAWARE	L	23-26	9,200	
9/8/84	at Delaware	L	3-32	16,419	
p 11/30/91	at #6 Delaware	W	42-35 2OT	14,905	
* 10/9/93	#2 DELAWARE	W	42-38	11,000	
* 10/8/94	at Delaware	W	30-10	15,970	
* 10/21/95	#7 DELAWARE	L	19-48	13,500	
* 10/26/96	at #7 Delaware	L	13-17	22,291	
* 10/18/97	#6 DELAWARE	L	27-49	12,000	
* 11/21/98	at #23 Delaware	L	14-28	16,371	
* 9/25/99	#7 DELAWARE	W	21-7	10,200	
* 10/28/00	at #2 Delaware	L	14-33	22,009	
* 11/3/01	DELAWARE	L	3-28	10,000	
* 10/12/02	at Delaware	L	10-23	19,666	
* 11/6/04	#6 DELAWARE	W	20-13	12,683	
* 10/22/05	at Delaware	L	28-34	22,059	
* 11/4/06	DELAWARE	W	44-24	16,144	
* 11/3/07	at #7 Delaware	L	34-37	22,061	
* 11/1/08	DELAWARE	W	41-7	16,810	
* 10/31/09	at #16 Delaware	W	20-8	20,639	
* 10/2/10	#5 DELAWARE	L	10-13	16,205	
* 9/28/13	at Delaware	L	22-29	18,405	
* 9/27/14	#25 DELAWARE	L	23-30 OT	20,592	
* 11/14/15	at Delaware	W	24-21	16,994	
* 10/1/16	DELAWARE	W	43-20	26,236	
* 9/30/17	at Delaware	W	20-10	16,372	
p 11/24/18	#21 DELAWARE	W	20-6	7,297	
Score Totals			610-626		

Delaware State (2-1)

Home: 2-0		Away: 0-1		Neutral: 0-0	
Date	Game	W/L	Score	Attend.	
10/8/83	at Delaware State	L	28-38	4,700	
10/6/84	DELAWARE STATE	W	20-19	9,700	
9/17/05	DELAWARE STATE	W	65-7	13,645	
Score Totals			113-64		

Duke (0-1)

Home: 0-0		Away: 0-1		Neutral: 0-0	
Date	Game	W/L	Score	Attend.	
8/30/08	at Duke	L	7-31	32,571	

ECU (1-0)

Home: 0-0		Away: 1-0		Neutral: 0-0	
Date	Game	W/L	Score	Attend.	
9/2/17	at ECU	W	34-14	40,169	

ETSU (7-3)

Home: 4-2		Away: 3-1		Neutral: 0-0	
Date	Game	W/L	Score	Attend.	
9/8/79	at ETSU	L	0-31		
11/8/80	ETSU	L	23-28		
11/21/81	at ETSU	W	17-14		
9/25/82	ETSU	W	15-10	13,500	
10/27/84	ETSU	L	6-9	14,400	
9/7/85	at ETSU	W	14-9	7,780	
11/8/86	ETSU	W	34-3	7,800	
11/21/87	at ETSU	W	28-24	6,170	
9/13/97	#6 ETSU	W	32-27	11,900	
9/9/17	ETSU	W	52-10	24,722	
Score Totals			221-165		

Eastern Kentucky (1-0)

Home: 0-0		Away: 1-0		Neutral: 0-0	
Date	Game	W/L	Score	Attend.	
p 11/26/11	at Eastern Kentucky	W	20-17	2,388	

Elon (6-1)

Home: 4-1		Away: 2-0		Neutral: 0-0	
Date	Game	W/L	Score	Attend.	
9/26/98	ELON	W	19-12	8000	
9/1/01	ELON	W	42-21	10500	
* 11/22/14	ELON	W	59-27	15793	
* 10/17/15	at Elon	W	51-0	8342	
* 11/19/16	ELON	W	63-14	16184	
* 11/18/17	at #11 Elon	W	31-3	8,662	
* 10/6/18	#10 ELON	L	24-27	25,484	
Score Totals			289-104		

Emory & Henry (5-0)

Home: 2-0		Away: 3-0		Neutral: 0-0	
Date	Game	W/L	Score	Attend.	
10/26/74	EMORY & HENRY	W	34-14		
10/25/75	at Emory & Henry	W	7-0		
9/11/76	at Emory & Henry	W	26-20		
9/10/77	EMORY & HENRY	W	7-3		
11/11/78	at Emory & Henry	W	42-12		
Score Totals			116-49		

Florida Atlantic (1-0)

Home: 1-0		Away: 0-0		Neutral: 0-0	
Date	Game	W/L	Score	Attend.	
9/14/02	FLA. ATLANTIC	W	16-13	7,982	

Fork Union (0-2)

Home: 0-1		Away: 0-1		Neutral: 0-0	
Date	Game	W/L	Score	Attend.	
11/4/72	FORK UNION	L	0-45		
11/3/73	at Fork Union	L	20-24		
Score Totals			20-69		

JMU Opponents' Series History

Frostburg State (4-1)

Home: 2-1		Away: 2-0		Neutral: 0-0	
Date	Game	W/L	Score	Attend.	
10/19/74	FROSTBURG ST.	L	17-27		
10/18/75	at Frostburg St.	W	21-20		
10/23/76	FROSTBURG ST.	W	44-7		
10/22/77	at Frostburg St.	W	18-0		
10/21/78	FROSTBURG ST.	W	28-6		
Score Totals			128-60		

Furman (1-2)

Home: 0-1		Away: 1-1		Neutral: 0-0	
Date	Game	W/L	Score	Attend.	
10/17/81	FURMAN	L	14-30		
11/6/82	at Furman	L	10-17	12,375	
p 12/4/04	at #2 Furman	W	14-13	8,812	
Score Totals			38-60		

Gallaudet (2-0)

Home: 1-0		Away: 1-0		Neutral: 0-0	
Date	Game	W/L	Score	Attend.	
11/17/73	at Gallaudet	W	40-12		
11/16/74	GALLAUDET	W	75-15		
Score Totals			115-27		

Georgia Southern (1-7)

Home: 1-3		Away: 0-4		Neutral: 0-0	
Date	Game	W/L	Score	Attend.	
11/2/85	#7 GA. SOUTHERN	W	21-6	5,000	
11/15/86	at #5 Ga. Southern	L	35-45	16,135	
11/7/87	at #12 Ga. Southern	L	7-26	16,734	
11/5/88	#6 GA. SOUTHERN	L	13-27	10,126	
11/4/89	#2 GA. SOUTHERN	L	21-36	11,685	
11/3/90	at #9 Ga. Southern	L	13-31	21,067	
10/19/91	GA. SOUTHERN	L	21-24	12,119	
10/17/92	at Ga. Southern	L	17-24	13,714	
Score Totals			148-219		

Georgia State (1-0)

Home: 1-0		Away: 0-0		Neutral: 0-0	
Date	Game	W/L	Score	Attend.	
10/27/12	GEORGIA STATE	W	28-21	22,813	

Glenville State (1-0-1)

Home: 1-0		Away: 0-0-1		Neutral: 0-0	
Date	Game	W/L	Score	Attend.	
9/13/75	at Glenville State	T	0-0		
9/4/76	GLENVILLE STATE	W	30-14		
Score Totals			30-14		

Guilford (0-1)

Home: 0-0		Away: 0-1		Neutral: 0-0	
Date	Game	W/L	Score	Attend.	
11/5/77	at Guilford	L	0-16		

Hampden Sydney (4-2)

Home: 3-0		Away: 1-2		Neutral: 0-0	
Date	Game	W/L	Score	Attend.	
9/28/74	at Hampden-Sydney	L	0-35		
9/27/75	HAMPDEN-SYDNEY	W	3-0		
9/25/76	at Hampden-Sydney	L	14-21		
9/24/77	HAMPDEN-SYDNEY	W	17-14		
9/23/78	at Hampden-Sydney	W	21-16		
9/22/79	HAMPDEN-SYDNEY	W	17-0		
Score Totals			72-86		

Hampden Sydney JV (0-1-1)

Home: 0-1		Away: 0-0-1		Neutral: 0-0	
Date	Game	W/L	Score	Attend.	
10/27/72	at Hampden-Sydney	T	0-0		
9/28/73	HAMPDEN-SYDNEY	L	14-17		
Score Totals			14-17		

Hampton (0-2)

Home: 0-2		Away: 0-0		Neutral: 0-0	
Date	Game	W/L	Score	Attend.	
10/29/81	HAMPTON	L	15-17		
8/31/02	#25 HAMPTON	L	28-31	10,143	
Score Totals			43-48		

Hargrave Military (1-1)

Home: 0-1		Away: 1-0		Neutral: 0-0	
Date	Game	W/L	Score	Attend.	
11/11/72	HARGRAVE MIL.	L	0-34		
10/6/73	at Hargrave Mil.	W	16-6		
Score Totals			16-40		

Hofstra (6-3)

Home: 4-1		Away: 2-2		Neutral: 0-0	
Date	Game	W/L	Score	Attend.	
9/19/92	HOFSTRA	W	38-6	10,200	
9/12/98	#12 HOFSTRA	L	24-37	11,200	
11/20/99	at #4 Hofstra	L	16-34	6,842	
* 9/21/02	at #12 Hofstra	W	24-21	2,902	
* 9/20/03	HOFSTRA	W	23-20	9,093	
* 10/2/04	HOFSTRA	W	31-21	9,298	
* 10/1/05	at #23 Hofstra	W	42-10	6,065	
* 10/5/08	HOFSTRA	W	56-0	16,109	
* 10/3/09	at Hofstra	L	17-24	2,751	
Score Totals			271-173		

Jacksonville State (1-0)

Home: 1-0		Away: 0-0		Neutral: 0-0	
Date	Game	W/L	Score	Attend.	
9/25/93	JACKSONVILLE ST.	W	35-14	7,000	

Lafayette (0-2)

Home: 0-1		Away: 0-1		Neutral: 0-0	
Date	Game	W/L	Score	Attend.	
10/22/83	LAFAYETTE	L	14-31	12,800	
10/12/85	at Lafayette	L	13-20	10,500	
Score Totals			27-51		

Lehigh (3-1)

Home: 1-0		Away: 1-2		Neutral: 0-0	
Date	Game	W/L	Score	Attend.	
11/1/80	at Lehigh	L	14-31	10,000	
p 11/27/04	at #16 Lehigh	W	14-13	6,116	
9/6/14	at Lehigh	W	31-28	6,519	
9/12/15	LEHIGH	W	55-17	15,949	
Score Totals			114-89		

JMU Opponents' Series History

Liberty (12-6)

Home: 6-4		Away: 6-2		Neutral: 0-0	
Date	Game	W/L	Score	Attend.	
10/4/80	LIBERTY	W	30-14		
9/26/81	at Liberty	W	36-14		
9/22/84	at Liberty	W	52-43	4,931	
9/21/85	LIBERTY	L	3-9	11,000	
9/20/86	at Liberty	L	7-17	7,853	
10/1/88	LIBERTY	W	31-28	9,200	
9/30/89	at Liberty	L	14-19	7,600	
9/8/90	LIBERTY	L	19-22	10,036	
11/2/91	at Liberty	W	35-34	4,550	
11/7/92	LIBERTY	L	31-34	6,250	
9/9/00	LIBERTY	W	38-7	10,000	
11/23/01	at Liberty	W	14-7	2,647	
8/30/03	LIBERTY	W	48-6	10,872	
9/26/09	at #25 Liberty	W	24-10	15,532	
9/25/10	#21 LIBERTY	W	10-3	16,385	
9/17/11	at #20 Liberty	W	27-24	18,878	
p 11/29/14	#20 LIBERTY	L	21-26	13,040	
Score Totals			440-317		

Lock Haven (4-0)

Home: 4-0		Away: 0-0		Neutral: 0-0	
Date	Game	W/L	Score	Attend.	
9/4/93	LOCK HAVEN	W	55-3	10,000	
9/2/00	LOCK HAVEN	W	72-0	11,000	
9/4/04	LOCK HAVEN	W	62-7	10,221	
9/3/05	LOCK HAVEN	W	56-0	14,673	
Score Totals			245-10		

Maine (13-5)

Home: 6-2		Away: 7-3		Neutral: 0-0	
Date	Game	W/L	Score	Attend.	
* 9/30/95	at Maine	W	21-17	5,930	
* 10/5/96	MAINE	W	31-7	12,000	
* 9/27/97	at Maine	W	24-22	5,220	
* 10/24/98	MAINE	W	34-28	15,000	
* 11/6/99	at Maine	L	20-26	2,297	
* 11/4/00	MAINE	W	22-7	14,000	
* 9/29/01	at Maine	L	3-13	8,011	
* 10/5/02	#3 MAINE	L	6-17	14,728	
* 10/25/03	at Maine	L	13-20	6,167	
* 10/16/04	at #12 Maine	W	24-20	7,084	
* 10/8/05	MAINE	W	38-2	15,087	
* 9/27/08	at Maine	W	24-10	3,188	
* 11/7/09	MAINE	W	22-14	15,303	
* 11/20/10	at Maine	W	14-10	3,880	
* 10/8/11	#19 MAINE	L	24-25 OT	24,023	
* 11/3/12	at #19 Maine	W	31-7	2,951	
* 9/24/16	at Maine	W	31-20	8,786	
* 9/23/17	MAINE	W	28-10	25,330	
Score Totals			410-275		

Mars Hill (1-1)

Home: 1-0		Away: 0-1		Neutral: 0-0	
Date	Game	W/L	Score	Attend.	
10/8/77	at Mars Hill	L	7-30		
9/30/78	MARS HILL	W	24-14		
Score Totals			31-44		

Marshall (0-2)

Home: 0-0		Away: 0-2		Neutral: 0-0	
Date	Game	W/L	Score	Attend.	
p 11/28/87	at Marshall	L	12-41	15,584	
p 12/3/94	at #2 Marshall	L	21-28 OT	16,494	
Score Totals			33-69		

Maryland (0-3)

Home: 0-0		Away: 0-3		Neutral: 0-0	
Date	Game	W/L	Score	Attend.	
9/5/98	at Maryland	L	15-23	36,547	
9/12/09	at Maryland	L	35-38	46,485	
8/30/14	at Maryland	L	7-52	45,080	
Score Totals			57-113		

Massanutten Military (0-1)

Home: 0-1		Away: 0-0		Neutral: 0-0	
Date	Game	W/L	Score	Attend.	
10/27/73	MASSANUTTEN MIL.	L	6-17		

McNeese State (1-1)

Home: 0-1		Away: 1-0		Neutral: 0-0	
Date	Game	W/L	Score	Attend.	
9/16/95	#1 MCNEESE STATE	L	24-30	11,000	
9/14/96	at #9 McNeese State	W	24-10	12,543	
Score Totals			48-40		

Middle Tennessee State (1-0)

Home: 1-0		Away: 0-0		Neutral: 0-0	
Date	Game	W/L	Score	Attend.	
9/10/94	#13 MIDDLE TENN ST.	W	24-22	10,500	

Montana (1-1)

Home: 0-1		Away: 0-0		Neutral: 1-0	
Date	Game	W/L	Score	Attend.	
12/17/04	vs. #7 Montana	W	31-21	16,771	
p 12/12/08	#5 MONTANA	L	27-35	15,976	
Score Totals			58-56		

Morehead State (7-2)

Home: 6-0		Away: 1-2		Neutral: 0-0	
Date	Game	W/L	Score	Attend.	
11/10/79	MOREHEAD STATE	W	16-3	4,800	
9/13/80	at Morehead State	L	18-21	3,000	
9/15/84	at Morehead State	W	38-28	6,500	
9/14/85	MOREHEAD STATE	W	35-14	11,700	
9/13/86	at Morehead State	L	24-27	4,000	
9/19/87	MOREHEAD STATE	W	44-10	3,100	
9/4/10	MOREHEAD STATE	W	48-7	16,612	
9/5/15	MOREHEAD STATE	W	56-7	22,080	
9/3/16	MOREHEAD STATE	W	80-7	23,626	
Score Totals			359-124		

Morgan State (1-0)

Home: 1-0		Away: 0-0		Neutral: 0-0	
Date	Game	W/L	Score	Attend.	
9/2/95	MORGAN STATE	W	76-7	12,500	

Navy (2-1)

Home: 0-0		Away: 2-1		Neutral: 0-0	
Date	Game	W/L	Score	Attend.	
9/3/88	at Navy	L	14-27	21,318	
10/28/89	at Navy	W	24-20	30,024	
10/27/90	at Navy	W	16-7	29,129	
Score Totals			54-54		

NC State (0-1)

Home: 0-0		Away: 0-1		Neutral: 0-0	
Date	Game	W/L	Score	Attend.	
9/1/18	at NC State	L	13-24	56,073	

JMU Opponents' Series History

New Hampshire (10-9)

Home: 6-3		Away: 4-6		Neutral: 0-0	
Date	Game	W/L	Score	Attend.	
9/4/82	NEW HAMPSHIRE	L	6-28	8,500	
* 10/16/93	NEW HAMPSHIRE	W	45-21	13,000	
* 9/17/94	at New Hampshire	L	24-27	6,173	
10/14/95	at New Hampshire	W	23-19	9,150	
9/28/96	#25 NEW HAMPSHIRE	L	22-39	14,000	
* 9/18/99	at New Hampshire	W	35-28	4,594	
* 9/30/00	#23 NEW HAMPSHIRE	W	24-13	10,000	
* 9/8/01	at New Hampshire	L	19-26	3,766	
* 9/7/02	NEW HAMPSHIRE	W	20-14	7,831	
* 11/8/03	at New Hampshire	L	17-20	1,815	
* 10/14/06	at #1 New Hampshire	W	42-23	13,042	
* 9/8/07	#5 NEW HAMPSHIRE	W	41-24	14,021	
* 10/16/10	#15 NEW HAMPSHIRE	L	14-28	16,985	
* 11/5/11	at #9 New Hampshire	L	10-28	4,466	
* 11/9/13	at #25 New Hampshire	L	17-33	6,084	
* 10/15/16	at #25 New Hampshire	W	42-39	8,316	
p 12/3/16	#22 NEW HAMPSHIRE	W	55-22	13,231	
* 10/28/17	#17 NEW HAMPSHIRE	W	21-0	25,298	
* 11/3/18	at New Hampshire	L	24-35	7,741	
Score Totals			501-467		

Newberry (1-0)

Home: 1-0		Away: 0-0		Neutral: 0-0	
Date	Game	W/L	Score	Attend.	
9/29/90	NEWBERRY	W	52-7	5,106	

Norfolk State (2-0)

Home: 1-0		Away: 1-0		Neutral: 0-0	
Date	Game	W/L	Score	Attend.	
9/16/17	NORFOLK STATE	W	75-14	23,118	
9/8/18	at Norfolk State	W	17-0	6,482	
Score Totals			92-14		

North Carolina (0-3)

Home: 0-0		Away: 0-3		Neutral: 0-0	
Date	Game	W/L	Score	Attend.	
9/1/07	at North Carolina	L	14-37	58,500	
9/3/11	at North Carolina	L	10-42	57,000	
9/17/16	at North Carolina	L	28-56	56,000	
Score Totals			52-135		

North Carolina Central (1-0)

Home: 1-0		Away: 0-0		Neutral: 0-0	
Date	Game	W/L	Score	Attend.	
9/6/08	N.C. CENTRAL	W	56-7	15,518	

North Dakota State (1-2)

Home: 0-0		Away: 1-1		Neutral: 0-1	
Date	Game	W/L	Score	Attend.	
p 12/3/11	at #2 N. Dakota State	L	14-26	17,432	
p 12/16/16	at #1 N. Dakota State	W	27-17	18,282	
p 1/6/18	vs. #2 N. Dakota State	L	13-17	19,090	
Score Totals			54-60		

Northeastern (12-8)

Home: 6-5		Away: 6-3		Neutral: 0-0	
Date	Game	W/L	Score	Attend.	
10/20/84	NORTHEASTERN	L	6-9	13,900	
11/1/86	at Northeastern	W	15-2	4,010	
11/14/87	NORTHEASTERN	W	13-3	9,106	
10/15/88	at Northeastern	W	29-13	2,308	
10/6/90	NORTHEASTERN	W	21-0	9,560	
11/23/91	at Northeastern	W	27-10	1,010	
10/3/92	NORTHEASTERN	W	35-34	11,200	
* 11/6/93	at Northeastern	W	52-21	2,100	
* 11/19/94	NORTHEASTERN	L	6-9 OT	10,000	
* 11/4/95	at Northeastern	W	27-13	5,800	
* 11/2/96	NORTHEASTERN	L	7-31	10,000	
* 11/8/97	at #25 Northeastern	L	17-41	1,017	
* 11/7/98	NORTHEASTERN	W	31-17	6,300	
* 9/11/99	NORTHEASTERN	W	29-21	10,200	
* 11/18/00	at Northeastern	L	30-34	2,228	
* 11/17/01	NORTHEASTERN	L	17-24	8,000	
* 11/23/02	at #10 Northeastern	L	10-41	4,825	
* 11/22/03	NORTHEASTERN	L	24-41	7,759	
* 9/23/06	NORTHEASTERN	W	52-14	14,806	
* 10/6/07	at Northeastern	W	21-14	2,083	
Score Totals			469-392		

Old Dominion (0-2)

Home: 0-1		Away: 0-1		Neutral: 0-0	
Date	Game	W/L	Score	Attend.	
10/29/11	at #15 Old Dominion	L	20-23	19,818	
11/17/12	#4 Old Dominion	L	28-38	23,051	
Score Totals			48-61		

Randolph-Macon (4-2)

Home: 3-0		Away: 1-2		Neutral: 0-0	
Date	Game	W/L	Score	Attend.	
11/2/74	at Randolph-Macon	L	24-29		
11/1/75	RANDOLPH-MACON	W	12-7		
10/30/76	at Randolph-Macon	L	0-18		
10/29/77	RANDOLPH-MACON	W	28-0		
10/28/78	at Randolph-Macon	W	21-10		
10/27/79	RANDOLPH-MACON	W	54-0		
Score Totals			139-64		

Rhode Island (11-3)

Home: 7-1		Away: 4-2		Neutral: 0-0	
Date	Game	W/L	Score	Attend.	
9/5/87	RHODE ISLAND	W	38-0	3,300	
* 11/15/97	RHODE ISLAND	W	39-37 3OT	6,800	
* 10/31/98	at Rhode Island	L	21-28	2,389	
* 10/14/00	at Rhode Island	L	6-7	4,914	
* 9/22/01	#12 RHODE ISLAND	L	12-16	10,200	
11/2/02	at Rhode Island	W	15-11	4,966	
* 11/1/03	RHODE ISLAND	W	39-27	13,855	
* 10/7/06	RHODE ISLAND	W	35-23	14,679	
* 10/13/07	at Rhode Island	W	44-27	6,163	
* 11/12/11	RHODE ISLAND	W	31-13	25,096	
* 9/22/12	at Rhode Island	W	32-7	4,203	
* 10/29/16	RHODE ISLAND	W	84-7	23,841	
* 11/4/17	at Rhode Island	W	38-3	3,227	
* 11/10/18	RHODE ISLAND	W	48-31	24,199	
Score Totals			482-227		

JMU Opponents' Series History

Richmond (18-18)

Home: 8-9		Away: 10-8		Neutral: 0-1	
Date	Game	W/L	Score	Attend.	
10/3/81	at Richmond	L	7-24	13,200	
11/5/83	at Richmond	L	0-32	10,342	
9/1/84	RICHMOND	L	12-43	11,800	
10/5/85	vs. #1 Richmond	L	15-38	17,000	
10/10/87	RICHMOND	W	41-3	16,030	
11/12/88	at Richmond	W	25-13	15,802	
9/16/89	RICHMOND	W	31-0	10,088	
9/22/90	at Richmond	W	29-0	7,713	
10/26/91	RICHMOND	W	47-42	13,369	
9/12/92	at Richmond	L	40-49	14,666	
* 9/11/93	#14 RICHMOND	L	13-20	10,000	
* 10/29/94	at Richmond	W	29-16	17,210	
* 10/28/95	#19 RICHMOND	L	33-34	11,000	
* 10/19/96	at Richmond	W	31-27	13,789	
* 10/25/97	RICHMOND	L	21-26	14,100	
* 10/3/98	at Richmond	L	7-28	14,874	
* 11/13/99	RICHMOND	W	31-13	11,500	
* 11/11/00	at #11 Richmond	L	2-21	13,750	
* 10/13/01	RICHMOND	L	17-20	14,000	
* 10/19/02	at Richmond	L	0-26	8,113	
* 10/11/03	RICHMOND	W	34-14	12,470	
* 10/23/04	at Richmond	W	26-20	10,235	
* 10/29/05	RICHMOND	L	15-18	15,124	
* 10/28/06	at #13 Richmond	W	27-10	11,150	
* 10/27/07	#14 RICHMOND	L	16-17	14,009	
* 10/11/08	at #5 Richmond	W	38-31	16,151	
* 10/10/09	#1 RICHMOND	L	17-21	16,098	
* 11/6/10	at #20 Richmond	L	10-13 OT	8,700	
* 10/1/11	#10 RICHMOND	W	31-7	25,742	
* 10/20/12	at Richmond	L	29-35	8,700	
* 10/12/13	RICHMOND	W	38-31	19,029	
* 11/15/14	at #14 Richmond	W	55-20	8,700	
* 10/24/15	#11 RICHMOND	L	49-59	26,069	
* 11/5/16	at #6 Richmond	W	47-43	8,700	
* 11/11/17	RICHMOND	W	20-13	24,586	
* 9/29/18	at Richmond	W	63-10	8,217	
Score Totals			946-837		

Robert Morris (1-0)

Home: 1-0		Away: 0-0		Neutral: 0-0	
Date	Game	W/L	Score	Attend.	
9/13/18	ROBERT MORRIS	W	73-7	18,112	

Saint Francis (Pa.) (3-0)

Home: 3-0		Away: 0-0		Neutral: 0-0	
Date	Game	W/L	Score	Attend.	
9/1/12	SAINT FRANCIS	W	55-7	23,248	
9/14/13	SAINT FRANCIS	W	24-20	21,276	
9/13/14	SAINT FRANCIS	W	38-22	23,577	
Score Totals			117-49		

Saint Paul's (1-0)

Home: 1-0		Away: 0-0		Neutral: 0-0	
Date	Game	W/L	Score	Attend.	
10/4/86	SAINT PAUL'S	W	62-0	14,100	

Salisbury State (4-3)

Home: 2-1		Away: 2-2		Neutral: 0-0	
Date	Game	W/L	Score	Attend.	
10/14/72	at Salisbury State	L	0-55		
10/13/73	SALISBURY STATE	L	7-42		
11/9/74	at Salisbury State	W	20-17		
11/8/75	SALISBURY STATE	W	24-15		
11/6/76	at Salisbury State	W	38-36		
10/15/77	SALISBURY STATE	W	42-27		
10/7/78	at Salisbury State	L	9-13		
Score Totals			140-205		

Sam Houston State (1-0)

Home: 1-0		Away: 0-0		Neutral: 0-0	
Date	Game	W/L	Score	Attend.	
p 12/9/16	#5 SAM HOUSTON	W	65-7	15,646	

Samford (0-1)

Home: 0-1		Away: 0-0		Neutral: 0-0	
Date	Game	W/L	Score	Attend.	
p 12/7/91	#10 SAMFORD	L	21-24	9,028	

Shepherd (2-2)

Home: 1-1		Away: 1-1		Neutral: 0-0	
Date	Game	W/L	Score	Attend.	
10/5/74	at Shepherd	W	22-11		
10/4/75	SHEPHERD	W	13-7		
10/2/76	at Shepherd	L	0-6		
10/1/77	SHEPHERD	L	0-10		
Score Totals			35-34		

Shepherd JV (1-1)

Home: 0-1		Away: 0-0		Neutral: 0-0	
Date	Game	W/L	Score	Attend.	
10/7/72	SHEPHERD JV	L	0-6		
10/20/73	SHEPHERD JV	W	23-10		
Score Totals			23-16		

Shippensburg (6-5)

Home: 4-2		Away: 2-3		Neutral: 0-0	
Date	Game	W/L	Score	Attend.	
11/22/74	SHIPPENSBURG ST.	L	7-21		
11/15/75	at Shippensburg St.	W	14-3		
11/13/76	SHIPPENSBURG ST.	L	17-21		
11/12/77	at Shippensburg St.	L	20-59		
11/4/78	SHIPPENSBURG St.	W	14-0		
11/3/79	at Shippensburg St.	W	10-7		
11/15/80	SHIPPENSBURG ST.	W	19-14		
11/14/81	at Shippensburg St.	L	27-33		
11/13/82	SHIPPENSBURG ST.	W	52-22	8,000	
11/12/83	at Shippensburg St.	L	9-29	2,200	
9/7/96	SHIPPENSBURG	W	30-0	11,000	
Score Totals			219-209		

SMU (1-0)

Home: 0-0		Away: 1-0		Neutral: 0-0	
Date	Game	W/L	Score	Attend.	
10/24/15	at SMU	W	48-45	22,314	

South Dakota State (1-0)

Home: 1-0		Away: 0-0		Neutral: 0-0	
Date	Game	W/L	Score	Attend.	
p 12/16/17	#5 S. DAKOTA ST.	W	51-16	16,528	

South Florida (1-1)

Home: 1-0		Away: 0-1		Neutral: 0-0	
Date	Game	W/L	Score	Attend.	
10/30/99	#16 SOUTH FLORIDA	W	13-3	15,000	
9/16/00	at South Florida	L	7-26	23,002	
Score Totals			20-29		

Staunton Military (0-1)

Home: 0-0		Away: 0-1		Neutral: 0-0	
Date	Game	W/L	Score	Attend.	
11/3/73	at Staunton Military	L	29-41		

JMU Opponents' Series History

Stony Brook (4-1)

Home: 3-1		Away: 1-0		Neutral: 0-0	
Date	Game	W/L	Score	Attend.	
* 11/16/13	STONY BROOK	L	38-41	17,969	
* 11/8/14	at Stony Brook	W	27-24	5,115	
* 10/3/15	STONY BROOK	W	38-20	21,653	
p 12/2/17	#10 STONY BROOK	W	26-7	16,449	
* 10/27/18	#15 STONY BROOK	W	13-10	25,244	
Score Totals			142-102		

Towson (21-6-1)

Home: 12-1		Away: 9-5-1		Neutral: 0-0	
Date	Game	W/L	Score	Attend.	
9/18/76	TOWSON STATE	W	28-26		
9/17/77	at Towson State	L	7-13		
9/16/78	TOWSON STATE	W	21-14		
9/15/79	at Towson State	L	8-18		
11/7/81	TOWSON STATE	W	20-7		
11/20/82	at Towson State	W	42-24	3,305	
11/19/83	TOWSON STATE	L	3-10	5,000	
11/17/84	at Towson State	W	24-14	3,350	
11/23/85	TOWSON STATE	W	13-0	9,000	
11/22/86	at Towson State	T	7-7	4,684	
10/31/87	TOWSON STATE	W	21-19	16,500	
10/29/88	at Towson State	L	6-34	5,136	
10/14/89	TOWSON STATE	W	41-6	12,800	
10/13/90	at Towson State	W	21-14	1,489	
10/12/91	TOWSON STATE	W	55-31	8,102	
10/24/92	at Towson	L	21-28	4,069	
* 11/20/04	at Towson	W	31-17	2,744	
* 11/19/05	TOWSON	W	55-14	11,635	
* 11/18/06	at #24 Towson	W	38-3	4,533	
* 11/22/08	at Towson	W	58-27	5,575	
* 11/21/09	TOWSON	W	43-12	13,138	
* 10/9/10	at Towson	W	17-13	9,049	
* 10/6/12	#12 TOWSON	W	13-10	25,077	
* 11/23/13	at #5 Towson	L	17-28	7,379	
* 10/11/14	TOWSON	W	62-7	24,113	
* 10/10/15	at Towson	W	51-30	8,224	
* 11/17/18	at #15 Towson	W	38-17	7,208	
Score Totals			761-443		

Troy (1-1)

Home: 1-0		Away: 0-1		Neutral: 0-0	
Date	Game	W/L	Score	Attend.	
p 11/26/94	#10 TROY STATE	W	45-26	5,200	
p 11/27/99	at #6 Troy State	L	7-27	17,102	
Score Totals			52-53		

UCF (1-1)

Home: 1-0		Away: 0-1		Neutral: 0-0	
Date	Game	W/L	Score	Attend.	
9/7/91	#11 UCF	W	49-31	10,081	
11/14/92	at UCF	L	37-41	6,681	
Score Totals			86-72		

UConn (4-1)

Home: 3-0		Away: 1-1		Neutral: 0-0	
Date	Game	W/L	Score	Attend.	
* 9/18/93	at UConn	L	34-45	4,342	
* 11/12/94	UConn	W	48-20	11,000	
* 11/11/95	#24 UConn	W	24-16	8,000	
* 11/9/96	at UConn	W	14-6	4,555	
* 10/23/99	UConn	W	48-14	12,500	
Score Totals			168-101		

UMass (7-8-1)

Home: 4-3		Away: 3-5-1		Neutral: 0-0	
Date	Game	W/L	Score	Attend.	
9/6/86	UMASS	L	14-16	12,400	
9/26/87	at UMass	W	21-15	10,303	
9/9/89	at #15 UMass	T	28-28	9,428	
10/5/91	UMASS	W	24-7	15,104	
10/2/93	at UMass	L	10-33	14,207	
* 9/20/97	UMASS	W	13-10	11,300	
* 10/10/98	at #24 UMass	L	26-28	14,202	
* 10/20/01	at UMass	L	20-43	10,264	
* 10/26/02	#16 UMass	L	7-14	11,567	
* 9/27/03	at #10 UMass	L	28-31	10,196	
* 10/9/04	#24 UMass	W	28-7	15,321	
* 10/15/05	#13 UMass	L	7-10	4,476	
* 9/13/08	#3 UMass	W	52-38	15,747	
* 11/14/09	at UMass	W	17-14	4,028	
* 10/30/10	#18 UMass	L	14-21	16,664	
* 11/19/11	at UMass	W	34-17	7,103	
Score Totals			343-332		

U.S. Merchant Marine (1-0)

Home: 0-0		Away: 1-0		Neutral: 0-0	
Date	Game	W/L	Score	Attend.	
10/4/80	at U.S. Merchant	W	20-6		

Villanova (16-11)

Home: 9-4		Away: 7-7		Neutral: 0-0	
Date	Game	W/L	Score	Attend.	
* 11/13/93	at Villanova	W	42-3	4,616	
* 10/15/94	VILLANOVA	W	31-23	15,000	
* 9/23/95	at Villanova	W	28-27 OT	11,368	
* 11/16/96	#21 VILLANOVA	L	23-40	9,500	
* 10/4/97	at #4 Villanova	L	17-49	7,631	
* 9/19/98	#4 VILLANOVA	L	30-34	8,000	
* 10/2/99	at #11 Villanova	W	23-20	12,546	
* 10/7/00	#12 VILLANOVA	W	57-23	13,200	
* 10/6/01	at #13 Villanova	L	44-45 2OT	11,761	
* 9/28/02	#8 VILLANOVA	L	26-30	9,153	
* 10/4/03	at #3 Villanova	L	14-38	6,841	
* 9/18/04	at #5 Villanova	W	17-0	3,123	
* 11/12/05	VILLANOVA	W	28-13	10,984	
* 11/11/06	at Villanova	L	20-21	7,751	
* 9/29/07	VILLANOVA	W	35-7	15,035	
* 10/25/08	at #7 Villanova	W	23-19	6,721	
p 12/6/08	#6 VILLANOVA	W	31-27	13,780	
* 10/17/09	#6 VILLANOVA	L	0-27	16,037	
* 10/23/10	at #6 Villanova	L	7-14	9,217	
* 10/15/11	VILLANOVA	W	34-10	25,047	
* 11/10/12	at #21 Villanova	L	20-35	6,617	
* 11/2/13	#20 VILLANOVA	W	31-21	21,758	
* 9/20/14	at #7 Villanova	L	31-49	10,781	
* 11/21/15	VILLANOVA	W	38-29	17,028	
* 11/12/16	at #9 Villanova	W	20-7	6,109	
* 10/14/17	VILLANOVA	W	30-8	25,993	
* 10/13/18	at Villanova	W	37-0	5,219	
Score Totals			737-619		

Virginia (1-2)

Home: 0-0		Away: 1-2		Neutral: 0-0	
Date	Game	W/L	Score	Attend.	
10/13/79	at Virginia	L	9-69		
9/18/82	at Virginia	W	21-17	23,524	
9/17/83	at Virginia	L	14-21	31,984	
Score Totals			44-107		

JMU Opponents' Series History

Virginia Tech (1-6)

Home: 0-0		Away: 1-6		Neutral: 0-0	
Date	Game	W/L	Score	Attend.	
9/27/80	at Virginia Tech	L	6-38		
11/19/88	at Virginia Tech	L	6-27	18,753	
8/31/91	at Virginia Tech	L	12-41	41,623	
9/5/92	at Virginia Tech	L	20-49	43,684	
9/4/99	at #11 Virginia Tech	L	0-47	51,907	
9/6/03	at #9 Virginia Tech	L	0-43	65,115	
9/11/10	at #13 Virginia Tech	W	21-16	66,233	
Score Totals			65-261		

VMI (10-3)

Home: 7-0		Away: 3-3		Neutral: 0-0	
Date	Game	W/L	Score	Attend.	
10/16/82	at VMI	L	7-35	9,350	
11/10/84	VMI	W	21-17	8,100	
11/9/85	at VMI	L	7-14	5,900	
9/27/86	VMI	W	39-7	11,000	
10/17/87	at VMI	W	20-17	8,500	
10/22/88	VMI	W	37-0	15,986	
10/21/89	VMI	W	25-0	9,115	
9/15/90	at VMI	L	21-24	7,850	
11/5/94	at VMI	W	38-15	6,224	
10/30/04	VMI	W	41-10	15,312	
9/30/06	at VMI	W	45-7	8,830	
9/15/07	VMI	W	45-17	15,083	
9/19/09	VMI	W	44-16	15,951	
Score Totals			390-179		

Washington & Lee (3-0)

Home: 2-0		Away: 1-0		Neutral: 0-0	
Date	Game	W/L	Score	Attend.	
9/21/74	WASHINGTON & LEE	W	24-22		
9/20/75	WASHINGTON & LEE	W	21-16		
9/9/78	WASHINGTON & LEE	W	49-7		
Score Totals			94-45		

Weber State (1-0)

Home: 1-0		Away: 0-0		Neutral: 0-0	
Date	Game	W/L	Score	Attend.	
p 12/8/17	#11 WEBER STATE	W	31-28	13,490	

West Virginia (0-2)

Home: 0-0		Away: 0-1		Neutral: 0-1	
Date	Game	W/L	Score	Attend.	
9/25/04	at West Virginia	L	10-45	56,609	
9/15/12	vs. West Virginia	L	12-42	45,511	
Score Totals			22-87		

William & Mary (24-17)

Home: 14-5		Away: 10-12		Neutral: 0-0	
Date	Game	W/L	Score	Attend.	
10/14/78	at William & Mary	L	7-32		
10/6/79	at William & Mary	L	0-33	12,000	
10/31/81	at William & Mary	L	19-31	7,800	
10/23/82	WILLIAM & MARY	W	24-18	14,750	
10/15/83	at William and Mary	L	21-24	12,100	
9/29/84	WILLIAM & MARY	L	10-20	8,300	
9/28/85	at William & Mary	L	14-31	12,200	
10/25/86	#3 WILLIAM & MARY	W	28-22	7,500	
10/24/87	at William & Mary	W	28-22	16,103	
9/24/88	#17 WILLIAM & MARY	L	3-10	7,000	
11/11/89	at #12 William & Mary	L	21-24	12,420	
11/10/90	#9 WILLIAM & MARY	L	21-31	6,641	
9/28/91	at #8 William & Mary	W	29-28	15,371	
10/31/92	#10 WILLIAM & MARY	W	21-14	7,400	
* 10/30/93	at #13 William & Mary	L	26-31	11,698	
* 10/22/94	#14 WILLIAM & MARY	W	33-7	15,200	
* 9/9/95	at #16 William & Mary	W	24-17	13,871	
* 10/12/96	#15 WILLIAM & MARY	W	26-21	10,500	
* 10/11/97	at #15 William & Mary	L	25-38	8,529	
* 10/17/98	#6 WILLIAM & MARY	L	12-24	14,000	
* 10/16/99	at William & Mary	W	30-20	9,225	
* 10/21/00	WILLIAM & MARY	W	28-14	10,500	
* 11/10/01	at William & Mary	L	10-17	9,233	
* 11/16/02	#16 WILLIAM & MARY	W	34-31 OT	8,237	
* 10/18/03	at William & Mary	W	24-17	8,038	
* 11/13/04	#10 WILLIAM & MARY	L	24-27	13,904	
p 12/10/04	at #6 William & Mary	W	48-34	12,259	
* 11/5/05	at #16 William & Mary	W	30-29	12,287	
* 10/21/06	WILLIAM & MARY	W	31-17	15,573	
* 11/10/07	at William & Mary	W	55-34	12,259	
* 11/15/08	#12 WILLIAM & MARY	W	48-24	14,330	
* 10/24/09	at #5 William & Mary	L	3-24	12,259	
* 11/13/10	#1 WILLIAM & MARY	W	30-24	16,733	
* 9/24/11	at #5 William & Mary	W	20-14	12,259	
* 10/13/12	WILLIAM & MARY	W	27-26 OT	22,271	
* 10/26/13	at #19 William & Mary	L	7-17	12,259	
* 11/1/14	#16 WILLIAM & MARY	W	31-24	21,778	
* 10/31/15	at #16 William & Mary	L	41-44	9,414	
* 10/8/16	WILLIAM & MARY	W	31-24	20,354	
* 10/21/17	at William & Mary	W	46-14	13,125	
* 9/22/18	WILLIAM & MARY	W	51-0	25,130	
Score Totals			1055-964		

Wofford (2-0)

Home: 2-0		Away: 0-0		Neutral: 0-0	
Date	Game	W/L	Score	Attend.	
10/25/80	WOFFORD	W	3-0		
p 11/29/08	#8 WOFFORD	W	38-35	12,826	
Score Totals			41-35		

Youngstown State (2-3)

Home: 0-1		Away: 1-2		Neutral: 1-0	
Date	Game	W/L	Score	Attend.	
10/20/90	#6 YOUNGSTOWN ST.	L	15-31	12,812	
11/9/91	at Youngstown St.	L	21-28	8,138	
9/26/92	at #1 Youngstown St.	W	52-49	16,826	
p 11/25/06	at #5 Youngstown St.	L	31-35	11,627	
p 1/7/17	vs. #13 Youngstown St.	W	28-14	14,423	
Score Totals			147-157		

Denotations:

* - conference game

p - NCAA playoff game

CAA Football

CAA Football has established itself as one of the nation's premier FCS power conferences for more than a decade due to its on-field success, national exposure and the achievements of its student-athletes in the classroom, in the community and at the next level.

CAA Football made history in 2018 by becoming the first conference to ever have six teams (Delaware, Elon, James Madison, Maine, Stony Brook and Towson) receive berths in the NCAA Division I Football Championship. Ten of the CAA's 12 teams have made the playoffs since 2015. The league has had multiple teams in the playoffs for the past 28 years and at least three squads in the field for the past 13 seasons. A CAA team has competed for the national championship in eight of the past 14 years.

CAA Football continued its success against non-conference opponents in 2018, finishing 22-9 against FCS foes and 24-19 overall. The league posted two victories over FBS competition for the third year in a row as Villanova knocked off city rival Temple, 19-17, and Maine rallied past Western Kentucky, 31-28. CAA Football teams have now recorded 38 wins over FBS opponents in its history.

A strong presence in the national rankings was another constant in 2018 as CAA Football led all conferences with six teams in the final Top 25 polls. Maine, James Madison, Stony Brook, Elon, Towson and Delaware were ranked in both the STATS and AFCA polls, with Rhode Island among other teams receiving votes. Ten of the 12 CAA teams were either ranked or receiving votes in the national polls at some point during the season.

A total of 19 CAA Football players were named to one or more All-America teams in 2018, while six players and one coach were selected as finalists for national Player/Coach of the Year awards from STATS.

CAA Football continues to provide a path to the next level, with three players selected in the 2019 NFL Draft. Delaware safety Nasir Adderley was picked in the second round by the Los Angeles Chargers, Elon offensive tackle Oli Udoh was chosen in the sixth round by the Minnesota Vikings and JMU cornerback Jimmy Moreland went to the Washington Redskins in round seven. The conference has had multiple players picked in each NFL Draft since 2006.

CAA Football begins a new broadcast agreement this season with partner FloSports, which will televise at least 50 games across their digital platform. In addition, several teams will have contests televised on regional sports networks. The CAA's national appeal was showcased in 2017 when ESPN's iconic College Gameday show aired live from James Madison on Oct. 14 prior to the Dukes' conference showdown with Villanova. It was College Gameday's second trip to Harrisonburg in a three-year period.

CAA Football's emphasis on its players' off-the-field achievements was evident again in 2018. Stony Brook's Chris Infantino was the recipient of the Chuck Boone Leadership Award, which honors the player who best embodies the highest standards of leadership, integrity, teamwork and sportsmanship in his academic and athletic pursuits. Richmond's Griffin Trau was selected as CAA Football's Scholar-Athlete of the Year and was honored on the FCS ADA Academic All-Star Team.

Showing a desire to unite behind a common cause, all 12 CAA Football schools partnered with the Be the Match Foundation in 2018. Former Villanova coach Andy Talley has been a driving force nationally for the program, which raises awareness of the need for bone marrow donors.

CAA Football has enjoyed a tremendous record in the postseason, earning 108 total playoff berths and placing at least three teams in the field every year since 2006. The league's 108 all-time wins in the NCAA playoffs are second-most of any FCS conference, and the conference has further established its presence at the national level by placing 14 teams in the national semifinals over the past 13 seasons.

James Madison took home the national championship in 2016 with a 28-14 victory over Youngstown State. It was the third title in a decade and sixth overall for CAA Football. Villanova captured the 2009 national championship and Richmond claimed its first FCS crown in 2008. In 2004, JMU won the national championship, becoming the first team since the field expanded to 16 teams in 1986 to reach the final after winning three road playoff games. Delaware rolled past Colgate, 40-0, to capture the first title-game shutout in 2003. Former league member Massachusetts earned a national championship in 1998.

CAA Football boasts a total of 30 individual national award winners in league history. Villanova quarterback John Robertson (2014), Old Dominion quarterback Taylor Heinicke (2012), New Hampshire quarterback Ricky Santos (2006), William & Mary quarterback Lang Campbell (2004), Villanova running back Brian Westbrook (2001), Nova wide receiver Brian Finneran (1997), UNH running back Jerry Azumah (1998) and Towson running back Dave Meggett (1998) all earned the Walter Payton Award as the top offensive player in FCS under the league banner. UNH linebacker Matt Evans (2011), James Madison defensive lineman Arthur Moats (2009), and JMU linebacker Derrick Lloyd (2001) each received the



Buck Buchanan Award as the top defensive player in FCS, while JMU defensive lineman Andrew Ankrah was chosen as the FCS ADA Defensive Player of the Year in 2017. Robertson (2012) and Towson's Terrance West (2011) are past recipients of the Jerry Rice Award as the top freshman in FCS. New Hampshire's Sean McDonnell (2005 and 2014), Towson's Rob Ambrose (2011), JMU's Mickey Matthews (1999 and 2008), Villanova's Andy Talley (1997) and Boston University's Dan Allen (1993) are past Eddie Robinson Award winners from the league as the top coach in FCS. Maine's Joe Harasymiak (2018), JMU's Mike Houston (2016), McDonnell (2014), Matthews (2004), Talley (1997 and 2009), Delaware's K.C. Keeler (2010), Richmond's Mike London (2008), and Massachusetts' Mark Whipple (1998) have all garnered the AFCA National Coach of the Year honor. Stony Brook's Chris Infantino received the STATS Doris Robinson Scholar-Athlete Award in 2018.

The league remains successful beyond the collegiate playing field. CAA Football has had 119 players drafted by NFL franchises dating back to 1948. A total of 41 players have been selected in the draft over the last 14 years, including 2013 Super Bowl MVP Joe Flacco of Delaware (18th overall to the Baltimore Ravens in 2008). More than 30 players currently join Flacco on active NFL rosters.

CAA Football's geographic footprint extends up and down the East Coast, with schools located from Maine to North Carolina. Members include UAlbany, Delaware, Elon, James Madison, Maine, New Hampshire, Rhode Island, Richmond, Stony Brook, Towson, Villanova and William and Mary. Joe D'Antonio is in his fourth year as commissioner of CAA Football and the Colonial Athletic Association.

While CAA Football officially began March 1, 2007, its roots date back more than 60 years. On December 3, 1946, the Code of the Yankee Conference went into effect. Established as an all-sports conference for the New England land grant colleges, the six charter members included Connecticut, Maine, Massachusetts, New Hampshire, Rhode Island and Vermont. Upon the formation of Division I-AA football in 1978, the league disbanded all sports except for football. Delaware and Richmond were admitted to the conference in 1986, Villanova was added in 1988 and James Madison, Northeastern and William and Mary joined the league in 1993. The Atlantic 10 assumed operational control of the conference from 1997-2006, with Hofstra becoming part of the league in 2001 and Towson joining the group in 2004. With the conference under the CAA Football banner, UAlbany and Stony Brook were welcomed in 2013, followed by Elon in 2014.

CAA Football Staff

Joe D'Antonio - Commissioner

Jennifer Condaras - Deputy Commissioner, SWA

Brian Gordon - Associate Commissioner for Football

Rob Washburn - Associate Commissioner for Communications

Bobby Broyles - Assistant Commissioner for Broadcast & Multimedia Services

Tony Hermene - Director of Multimedia Services

Supervisor of Football Officials - Bruce Williams

Address

8625 Patterson Ave.

Richmond, VA 23229



Joe D'Antonio

Washburn E-mail

rwashburn@caasports.com

Phone

(804) 525-1219

Fax

(804) 754-1973



Rob Washburn

2018 Standings

Team	Conference			Points			Overall			Points			Home	Away	Neut	Streak
	W	L	T	For	Opp	Pct	W	L	T	For	Opp	Pct				
Maine * #	7	1	0	224	152	.875	10	4	0	371	327	.714	5-0	5-4	0-0	L1
James Madison #	6	2	0	298	130	.750	9	4	9	441	190	.692	5-1	4-3	0-0	L1
Towson #	5	3	0	304	227	.625	7	5	0	414	346	.583	3-3	4-2	0-0	L2
Stony Brook #	5	3	0	230	151	.625	7	5	0	322	244	.583	5-0	2-5	0-0	L2
Delaware #	5	3	0	213	190	.625	7	5	0	293	258	.583	4-2	3-3	0-0	L3
Elon #	4	3	0	171	178	.571	6	5	0	268	260	.545	4-1	2-4	0-0	L3
Rhode Island	4	4	0	213	238	.500	6	5	0	333	310	.545	4-1	2-4	0-0	W1
William & Mary	3	4	0	105	170	.429	4	6	0	136	262	.400	2-2	2-4	0-0	L1
New Hampshire	3	5	0	151	196	.375	4	7	0	196	251	.364	3-3	1-4	0-0	L1
Villanova	2	6	0	176	224	.250	5	6	0	275	257	.455	1-4	3-3	0-0	W1
Richmond	2	6	0	143	283	.250	4	7	0	243	359	.364	1-4	3-3	0-0	W1
Albany	1	7	0	160	249	.125	3	8	0	232	337	.273	3-3	0-5	0-0	W1

* - CAA Football Champion

- 2018 FCS Playoffs Participants

2018 CAA Football Individual Awards

Joe Harasymiak, Maine	Coach of the Year	Jaylan Thomas, Elon (RB, Fr.)	CAA Offensive Rookie of the Year
Tom Flacco, Towson (QB, Jr.)	Offensive Player of the Year	Christian Benford, Villanova (DB, Fr.)	CAA Defensive Rookie of the Year
Jimmy Moreland, James Madison (CB, R-Sr.)	Defensive Player of the Year	Chris Infantino, Stony Brook (OL, Sr.)	Chuck Boone Leadership Award
Shane Simpson, Towson (KR/PR, Jr.)	Special Teams Player of the Year		

2018 All-CAA Football First Team

OFFENSE

Pos.	Player	School	Class
QB	Tom Flacco	Towson	Jr.
RB	Donald Liotine	Stony Brook	Sr.
RB	Shane Simpson	Towson	Jr.
FB/HB	Cal Daniels	Stony Brook	Sr.
WR	Shane Leatherbury	Towson	Jr.
WR	Neil O'Connor	New Hampshire	Sr.
WR	Aaron Parker	Rhode Island	Jr.
TE	Charles Scarff	Delaware	Sr.
OL	Mario Farinella	Delaware	Sr.
OL	Matt Kauffman	Towson	Sr.
OL	Kyle Murphy	Rhode Island	Jr.
OL	CJ Toogood	Elon	Sr.
OL	Oli Udoh	Elon	Sr.

DEFENSE

Pos.	Player	School	Class
DL	Ron'Dell Carter	James Madison	Jr.
DL	Andrew Clyde	Richmond	Sr.
DL	Maurice Jackson	Richmond	Jr.
DL	Kayon Whitaker	Maine	Jr.
LB	Shayne Lawless	Stony Brook	Sr.
LB	Warren Messer	Elon	Sr.
LB	Troy Reeder	Delaware	Sr.
LB	Sterling Sheffield	Maine	Sr.
CB	Jimmy Moreland	James Madison	Sr.
CB	Manny Patterson	Maine	Jr.
S	Nasir Adderley	Delaware	Sr.
S	Adam Smith	James Madison	Jr.

SPECIAL TEAMS

Pos.	Player	School	Class
KR	Earnest Edwards	Maine	Jr.
PR	D'Angelo Amos	James Madison	R-So.
PK	Aidan O'Neill	Towson	Jr.
P	Nick Pritchard	Delaware	Jr.
SPEC	Robert Carter Jr.	James Madison	Sr.

2018 All-CAA Football Second Team

OFFENSE

Pos.	Player	School	Class
QB	Jaluan Lawson	Rhode Island	Sr.
RB	Jordan Gowins	Stony Brook	Sr.
RB	Aaron Forbes	Villanova	Sr.
FB/HB	Tyler Burke	Rhode Island	Sr.
WR	Earnest Edwards	Maine	Jr.
WR	Cortelle Simpson	Richmond	Jr.
WR	Riley Stapleton	James Madison	Jr.
TE	Drew Belcher	Maine	Sr.
OL	Ethan Greenidge	Villanova	Sr.
OL	Liam Dobson	Maine	So.
OL	Liam Fornadel	James Madison	So.
OL	Kyle Nunez	Stony Brook	Fr.
OL	John Yarbrough	Richmond	Sr.

DEFENSE

Pos.	Player	School	Class
DL	Charles Mitchell	Maine	Jr.
DL	Bill Murray	William & Mary	Jr.
DL	Sam Kamara	Stony Brook	Jr.
DL	Jae-Wuan Horton	New Hampshire	Sr.
LB	Quinlen Dean	New Hampshire	Jr.
LB	Dimitri Holloway	James Madison	Jr.
LB	Robert Heyward	Towson	Jr.
LB	Deshawn Stevens	Maine	So.
CB	Gavin Heslop	Stony Brook	Jr.
CB	Greg Liggs	Elon	Jr.
S	Pop Lacey	New Hampshire	Jr.
S	Isaiah Laster	William & Mary	Jr.

SPECIAL TEAMS

Pos.	Player	School	Class
KR	Shane Simpson	Towson	Jr.
PR	Ahmere Dorsey	Rhode Island	Jr.
PK	Ethan Stark	Albany	Sr.
P	Harry O'Kelly	James Madison	So.
SPEC	Mozai Nelson	Maine	Sr.

2018 All-CAA Football Third Team

OFFENSE

Pos.	Player	School	Class
QB	Ben DiNucci	James Madison	Jr.
RB	Elijah Ibitokun-Hanks	Albany	Jr.
RB	Malcolm Summers	Elon	Sr.
FB/HB	Tyler Crist	William & Mary	So.
WR	DeVonte Dedmon	William & Mary	Sr.
WR	Joe Walker	Delaware	Sr.
WR	Micah Wright	Maine	Sr.
TE	Nick Muse	William & Mary	So.
OL	Noah Beh	Delaware	Sr.
OL	Cody Levy	Maine	Sr.
OL	Mac Patrick	James Madison	Jr.
OL	Mark Williamson	William & Mary	Jr.
OL	Aaron Grzymkowski	Towson	So.

DEFENSE

Pos.	Player	School	Class
DL	John Daka	James Madison	Jr.
DL	Cam Kitchen	Delaware	Jr.
DL	Marcus Willoughby	Elon	Jr.
DL	John Haggart	Stony Brook	Sr.
LB	Matt Baker	Elon	Sr.
LB	Noah McGinty	Stony Brook	Sr.
LB	Ray Jones	Delaware	Sr.
LB	Diondre Wallace	Towson	Sr.
CB	Christian Benford	Villanova	Fr.
CB	T.J. Morrison	Stony Brook	So.
S	Tyler Campbell	Elon	Sr.
S	Corey Parker	William & Mary	Jr.

SPECIAL TEAMS

Pos.	Player	School	Class
KR	Jawon Hamilton	James Madison	So.
PR	Shane Simpson	Towson	Jr.
PK	Ethan Ratke	James Madison	So.
P	Drew Sanborn	New Hampshire	Jr.
SPEC	Yeedee Thaeenrat	Towson	Jr.

Saturday, August 24

Villanova at Colgate

Thursday, August 29

Bryant at Stony Brook
Jacksonville at Richmond
Delaware State at Delaware
Albany at Central Michigan

Friday, August 30

Sacred Heart at Maine

Saturday, August 31

James Madison at West Virginia
Rhode Island at Ohio
Towson at The Citadel
Lafayette at William & Mary
Elon at North Carolina A&T

Friday, September 6

William & Mary at Virginia

Saturday, September 7

Delaware at Rhode Island *
New Hampshire at Holy Cross
The Citadel at Elon
Richmond at Boston College
NC Central at Towson
St. Francis at James Madison
Maine at Georgia Southern
Lehigh at Villanova
Bryant at Albany
Stony Brook at Utah State

Saturday, September 14

Elon at Richmond *
Towson at Maine *
North Dakota State at Delaware
Albany at Monmouth
Morgan State at James Madison
Wagner at Stony Brook
Colgate at William & Mary
Villanova at Bucknell
New Hampshire at FIU

Saturday, September 21

Rhode Island at New Hampshire *
Villanova at Towson *
Maine at Colgate
Penn at Delaware
Lafayette at Albany
James Madison at Chattanooga
Fordham at Stony Brook
Elon at Wake Forest
William & Mary at ECU

Saturday, September 28

James Madison at Elon *
William & Mary at Albany *
Maine at Villanova *
Stony Brook at Rhode Island *
Richmond at Fordham
Duquesne at New Hampshire
Delaware at Pitt
Towson at Florida

Saturday, October 5

Albany at Richmond *
Elon at New Hampshire *
Villanova at William & Mary *
James Madison at Stony Brook *
Rhode Island at Brown

Saturday, October 12

Richmond at Maine *
Villanova at James Madison *
Delaware at Elon *
Albany at Towson *
New Hampshire at Stony Brook *
Rhode Island at Virginia Tech

Saturday, October 19

New Hampshire at Delaware *
James Madison at William & Mary *
Rhode Island at Albany *
Bucknell at Towson
Maine at Liberty
Yale at Richmond

Saturday, October 26

Richmond at Delaware *
William & Mary at Maine *
Elon at Rhode Island *
Towson at James Madison *
Stony Brook at Villanova *

Saturday, November 2

Villanova at New Hampshire *
William & Mary at Elon *
Delaware at Towson *
Stony Brook at Richmond *
Maine at Albany *
Merrimack at Rhode Island

Saturday, November 9

Albany at Delaware *
Rhode Island at William & Mary *
Richmond at Villanova *
Towson at Stony Brook *
Maine at Elon *
New Hampshire at James Madison *

Saturday, November 16

Rhode Island at Maine *
Towson at William & Mary *
Stony Brook at Delaware *
New Hampshire at Albany *
Richmond at James Madison *
Long Island at Villanova

Saturday, November 23

William & Mary at Richmond *
James Madison at Rhode Island *
Maine at New Hampshire *
Delaware at Villanova *
Elon at Towson *
Albany at Stony Brook *



2018 Season in Review

	Date	Opponent		Score	Overall	CAA	Time	Att.
	Sep 01, 2018	at NC State	L	13-24	0-1	0-0	3:10	56,073
	Sep 08, 2018	at Norfolk State	W	17-0	1-1	0-0	0:45	6,482
	Sep 13, 2018	ROBERT MORRIS	W	73-7	2-1	0-0	2:42	18,112
*	Sep 22, 2018	WILLIAM & MARY	W	51-0	3-1	1-0	3:08	25,130
*	Sep 29, 2018	at Richmond	W	63-10	4-1	2-0	2:56	8,217
*	Oct 06, 2018	ELON	L	24-27	4-2	2-1	3:21	25,484
*	Oct 13, 2018	at Villanova	W	37-0	5-2	3-1	2:34	5,219
*	Oct 27, 2018	STONY BROOK	W	13-10	6-2	4-1	3:00	25,244
*	Nov 03, 2018	at New Hampshire	L	24-35	6-3	4-2	2:56	7,741
*	Nov 10, 2018	RHODE ISLAND	W	48-31	7-3	5-2	3:14	24,199
*	Nov 17, 2018	at Towson	W	38-17	8-3	6-2	2:56	7,208
\$	Nov 24, 2018	DELAWARE	W	20-6	9-3	6-2	3:00	7,297
\$	Dec 01, 2018	at Colgate	L	20-23	9-4	6-2	2:55	6,418

* indicates CAA game \$ - Indicates FCS playoff game

Team Statistics

	JMU	OPP
SCORING	441	190
Points Per Game	33.9	14.6
Points Off Turnovers	92	44
FIRST DOWNS	279	194
Rushing	114	66
Passing	147	111
Penalty	18	17
RUSHING YARDAGE	2383	1357
Yards gained rushing	2708	1729
Yards lost rushing	325	372
Rushing Attempts	510	443
Average Per Rush	4.7	3.1
Average Per Game	183.3	104.4
TDs Rushing	28	8
PASSING YARDAGE	2907	2406
Comp-Att-Int	256-380-15	205-381-14
Average Per Pass	7.7	6.3
Average Per Catch	11.4	11.7
Average Per Game	223.6	185.1
TDs Passing	17	12
TOTAL OFFENSE	5290	3763
Total Plays	890	824
Average Per Play	5.9	4.6
Average Per Game	406.9	289.5
KICK RETURNS: #-Yards	27-593	33-472
PUNT RETURNS: #-Yards	26-554	6-93
INT RETURNS: #-Yards	14-278	15-225
KICK RETURN AVERAGE	22.0	14.3
PUNT RETURN AVERAGE	21.3	15.5
INT RETURN AVERAGE	19.9	15.0
FUMBLES-LOST	16-9	14-9
PENALTIES-Yards	61-588	70-589
Average Per Game	45.2	45.3
PUNTS-Yards	51-1951	84-3141
Average Per Punt	38.3	37.4
Net punt average	35.6	30.3
KICKOFFS-Yards	86-4710	45-2646
Average Per Kick	54.8	58.8
Net kick average	42.0	37.8
TIME OF POSSESSION/Game	27:44	28:48
3RD-DOWN Conversions	78/171	59/191
3rd-Down Pct	46%	31%
4TH-DOWN Conversions	3/6	9/22
4th-Down Pct	50%	41%
SACKS BY-Yards	36-253	26-193
MISC YARDS	0	0
TOUCHDOWNS SCORED	53	22
FIELD GOALS-ATTEMPTS	23-27	12-16
ON-SIDE KICKS	0-1	1-1
RED-ZONE SCORES	(59-69) 86%	(23-29) 79%
RED-ZONE TOUCHDOWNS	(37-69) 54%	(13-29) 45%
PAT-ATTEMPTS	(50-50) 100%	(22-22) 100%
ATTENDANCE	125,466	97,358
Games/Avg Per Game	6/20911	7/13908
Neutral Site Games		0/0

Score by Quarters

	1st	2nd	3rd	4th	OT	Total
James Madison	113	123	108	97	0	441
Opponents	34	64	37	55	0	190

JMU in the CAA and FCS Rankings

Category	CAA	Avg	Nationally
Scoring Offense	2nd	33.9	18th
Scoring Defense	1st	14.6	6th
Rushing Offense	4th	183.3	44th
Rushing Defense	2nd	104.4	10th
Passing Offense	5th	223.6	51st
Passing Defense	3rd	185.1	22nd
Total Offense	2nd	406.9	47th
Total Defense	1st	289.5	6th
3rd-Down Offense	1st	45.6%	13th
3rd-Down Defense	4th	30.9%	17th
4th-Down Offense	2nd	50.0%	43rd
4th-Down Defense	5th	40.9%	36th
Red Zone Offense	2nd	85.5%	32nd
Red Zone Defense	5th	79.3%	45th
Kickoff Return Offense	5th	21.96	36th
Kickoff Return Defense	1st	14.3	3rd
Punt Return Offense	1st	21.31	2nd
Punt Return Defense	12th	15.5	118th
Net Punting	4th	35.65	53rd
Turnover Margin	9th	-0.08	64th
Interceptions For	4th	14	24th
Interceptions Against	9th	15	103rd
Sacks For	5th	2.77	24th
Sacks Against	4th	2.0	62nd

2018 Season in Review

Passing

	G	Effic	Cmp-Att-Int	Pct	Yds	TD	Lng	Avg/G
Ben DiNucci	13	139.45	211-309-12	68.3	2275	16	47	175.0
Cole Johnson	4	125.29	41-63-3	65.1	523	0	35	130.8
Gage Moloney	3	274.27	4-6-0	66.7	109	1	71	36.3
Total.....	13	138.50	256-380-15	67.4	2907	17	71	223.6
Opponents.....	13	109.90	205-381-14	53.8	2406	12	68	185.1

Rushing

	GP	Att	Gain	Loss	Net	Avg	TD	Long	Avg/G
Cardon Johnson	13	143	694	37	657	4.6	5	76	50.5
Trai Sharp	13	117	571	21	550	4.7	4	45	42.3
Marcus Marshall	10	78	466	20	446	5.7	6	81	44.6
Ben DiNucci	13	107	629	196	433	4.0	9	56	33.3
Percy Agyei-Obese	13	18	174	6	168	9.3	1	80	12.9
Jawon Hamilton	12	9	49	0	49	5.4	1	18	4.1
Eric Kirlew	1	5	41	0	41	8.2	1	19	41.0
Kyndel Dean	13	6	30	2	28	4.7	0	12	2.2
Gage Moloney	3	2	13	0	13	6.5	0	8	4.3
Total.....	13	510	2708	325	2383	4.7	28	81	183.3
Opponents.....	13	443	1729	372	1357	3.1	8	75	104.4

Receiving

	G	No.	Yds	Avg	TD	Long	Avg/G
Riley Stapleton	13	62	710	11.5	7	47	54.6
Kyndel Dean	13	47	614	13.1	5	40	47.2
Jake Brown	11	38	455	12.0	2	71	41.4
David Eldridge	13	22	314	14.3	0	41	24.2
Dylan Stapleton	13	19	182	9.6	1	31	14.0
Josh Sims	11	15	103	6.9	0	18	9.4
Trai Sharp	13	14	123	8.8	0	24	9.5
Marcus Marshall	10	10	92	9.2	1	39	9.2
Mack Cullen	11	8	88	11.0	1	23	8.0
Clayton Cheatham	10	6	54	9.0	0	17	5.4
Cardon Johnson	13	5	48	9.6	0	15	3.7
Percy Agyei-Obese	13	3	47	15.7	0	29	3.6
Ezrah Archie	4	2	22	11.0	0	16	5.5
Devin Ravenel	9	1	26	26.0	0	23	2.9
Total.....	13	256	2907	11.4	17	71	223.6
Opponents.....	13	205	2406	11.7	12	68	185.1

Total Offense

	G	Plays	Rush	Pass	Total	Avg/G
Ben DiNucci	13	416	433	2275	2708	208.3
Cardon Johnson	13	143	657	0	657	50.5
Trai Sharp	13	117	550	0	550	42.3
Cole Johnson	4	75	1	523	524	131.0
Marcus Marshall	10	78	446	0	446	44.6
Percy Agyei-Obese	13	18	168	0	168	12.9
Gage Moloney	3	8	13	109	122	40.7
Total.....	13	890	2383	2907	5290	406.9
Opponents.....	13	824	1357	2406	3763	289.5

Field Goals

	FGM-FGA	Pct	1-19	20-29	30-39	40-49	50+	Lg	Blk
Ethan Ratke	17-19	89.5	3-3	4-5	10-10	0-0	0-1	39	0
Tyler Gray	6-8	75.0	0-0	2-2	3-4	1-2	0-0	41	0
Total.....	23-27	85.2	3-3	6-7	13-14	1-2	0-1	41	0
Opponents.....	12-16	75.0	0-0	3-3	8-8	1-4	0-1	48	0

Kick Returns

	No.	Yds	Avg	TD	Long
Jawon Hamilton	15	417	27.8	1	93
Trai Sharp	4	62	15.5	0	25
Marcus Marshall	2	40	20.0	0	21
Total.....	27	593	22.0	1	93
Opponents.....	33	472	14.3	0	60

Punt Returns

	No.	Yds	Avg	TD	Long
D'Angelo Amos	25	549	22.0	3	89
Jimmy Moreland	1	5	5.0	0	0
Total.....	26	554	21.3	3	89
Opponents.....	6	93	15.5	0	44

Scoring

	TD	FGs	Kick	Rush	Rcv	Pass	DXP	Saf	Points
Ethan Ratke	-	17-19	35-35	-	-	-	-	-	86
Ben DiNucci	9	-	-	-	-	1-3	-	-	54
Marcus Marshall	7	-	-	-	-	-	-	-	42
Riley Stapleton	7	-	-	-	-	-	-	-	42
Tyler Gray	-	6-8	15-15	-	-	-	-	-	33
Cardon Johnson	5	-	-	-	-	-	-	-	30
Kyndel Dean	5	-	-	-	-	-	-	-	30
Trai Sharp	4	-	-	-	-	-	-	-	24
Jimmy Moreland	3	-	-	-	-	-	-	-	18
D'Angelo Amos	3	-	-	-	-	-	-	-	18
Jake Brown	2	-	-	-	-	-	-	-	12
Jawon Hamilton	2	-	-	-	-	-	-	-	12
Dylan Stapleton	1	-	-	-	1	-	-	-	8
Bryce Maginley	1	-	-	-	-	-	-	-	6
Percy Agyei-Obese	1	-	-	-	-	-	-	-	6
Eric Kirlew	1	-	-	-	-	-	-	-	6
Cole Johnson	1	-	-	-	-	-	-	-	6
Mack Cullen	1	-	-	-	-	-	-	-	6
John Daka	-	-	-	-	-	-	-	1	2
Total.....	53	23-27	50-50	-	1	1-3	-	1	441
Opponents.....	22	12-16	22-22	-	-	-	-	-	190

All-Purpose

	G	Rush	Rec	PR	KOR	IR	Tot	Avg/G
Trai Sharp	13	550	123	0	62	0	735	56.5
Riley Stapleton	13	2	710	0	0	0	712	54.8
Cardon Johnson	13	657	48	0	0	0	705	54.2
Kyndel Dean	13	28	614	0	11	0	653	50.2
Marcus Marshall	10	446	92	0	40	0	578	57.8
D'Angelo Amos	13	0	0	549	29	0	578	44.5
Jawon Hamilton	12	49	6	0	417	0	472	39.3
Jake Brown	11	0	455	0	0	0	455	41.4
Ben DiNucci	13	433	0	0	0	0	433	33.3
David Eldridge	13	0	314	0	13	0	327	25.2
Percy Agyei-Obese	13	168	47	0	16	0	231	17.8
Jimmy Moreland	13	0	0	5	0	217	222	17.1
Dylan Stapleton	13	0	182	0	0	0	182	14.0
Josh Sims	11	0	103	0	0	0	103	9.4
Total.....	13	2383	2907	554	593	278	6715	516.5
Opponents.....	13	1357	2406	93	472	225	4553	350.2

Punting

	No.	Yds	Avg	Long	TB	FC	I20	50+	Blkd
Harry O'Kelly	50	1934	38.7	58	2	19	24	6	0
Ben DiNucci	1	17	17.0	17	0	0	1	0	0
Total.....	51	1951	38.3	58	2	19	25	6	0
Opponents.....	84	3141	37.4	57	2	24	14	8	1

Interceptions

	No.	Yds	Avg	TD	Long
Jimmy Moreland	5	217	43.4	3	100
Adam Smith	3	29	9.7	0	17
Wayne Davis	2	2	1.0	0	2
Bryce Maginley	1	24	24.0	1	24
Landan Word	1	0	0.0	0	0
Drew Painter	1	6	6.0	0	6
Charles Tutt	1	0	0.0	0	0
Total.....	14	278	19.9	4	100
Opponents.....	15	225	15.0	2	75

Fumble Returns

	No.	Yds	Avg	TD	Long
Kyre Hawkins	1	39	39.0	0	39
Total.....	1	39	39.0	0	39
Opponents.....	2	30	15.0	0	20

2018 Season in Review

Defensive Leaders

		-----Tackles-----				Sacks-			---Pass Def---		Fumbles-		Blkd	
		GP-GS	Solo	Ast	Total	TFL/Yds	No-Yards	Int-Yds	BrUp	QBH	Rcv-Yds	FF	Kick	Saf
2	Dimitri Holloway	13-13	46	81	127	11.0-22	.	.	2	.	.	2	.	.
21	Adam Smith	13-13	43	25	68	1.0-6	1.0-6	3-29	4	1
24	D’Angelo Amos	13-13	32	32	64	1.5-4	0.5-3	.	6	.	2-39	.	.	.
5	Ron’Dell Carter	13-13	26	32	58	13.0-62	7.5-45	.	.	1	1-0	1	.	.
52	Landan Word	7-7	26	30	56	6.0-21	2.5-14	1-0	.	1	1-0	.	.	.
6	Jimmy Moreland	13-13	28	28	56	7.5-25	1.5-15	5-217	10	1	1-0	1	1	.
97	John Daka	13-8	22	25	47	17.0-84	10.0-65	.	.	9	.	2	.	1
8	Wayne Davis	13-13	33	12	45	4.5-21	1.0-10	2-2	6
92	Mike Greene	13-13	13	28	41	5.5-26	2.5-20	.	.	1	1-0	1	.	.
95	Adeeb Atariwa	11-8	8	23	31	3.5-13	1.5-10	.	.	1
47	Darrious Carter	10-5	19	10	29	7.5-39	3.5-28	.	.	4	1-0	1	.	.
44	KeShaun Moore	10-6	12	16	28	3.0-12	1.0-5
15	Paris Black	12-5	10	16	26	6.0-31	2.5-21	.	1
51	Mateo Jackson	7-0	6	13	19	1.5-2
55	Matt Terrell	11-0	7	8	15	3.0-17	1.0-11	.	1	1
27	Taurus Carroll	12-2	8	6	14	0.5-1
26	Curtis Oliver	9-4	10	2	12	.	.	.	2	.	.	2	.	.
28	Grant Westbrook	13-0	8	3	11
30	Wesley McCormick	12-3	5	5	10
32	MJ Hampton	12-0	3	7	10
23	Charles Tutt	10-4	4	5	9	.	.	1-0	5
11	Bryce Maginley	12-0	3	6	9	.	.	1-24
36	Robert Carter Jr.	13-0	3	4	7
38	Mike Cobbs	13-0	2	5	7
18	Tabb Patrick	13-0	2	5	7	1-0	.	.	.
33	Sam Kidd	12-0	3	4	7
20	D. Tucker-Dorsey	12-0	5	1	6	0.5-2
99	Isaac Ukwu	3-0	2	2	4	0.5-1
31	Percy Agyei-Obese	13-0	2	2	4	1-0	1	.	.
90	Drew Painter	13-0	.	2	2	.	.	1-6
3	David Eldridge	13-0	2	.	2
1	Trai Sharp	13-0	2	.	2
77	Liam Fornadel	13-13	1	.	1
98	Harry O’Kelly	13-0	1	.	1
45	Tyler Gray	13-0	.	1	1
54	Kelvin Azanama	12-0	1	.	1
17	Kyndel Dean	13-13	1	.	1
35	Willie Drew	4-0	1	.	1
67	Zaire Bethea	13-13	.	1	1
43	Garrett Groulx	3-0	.	1	1
TM	Team	7-0	1	.	1
84	Dylan Stapleton	13-8	1	.	1
76	Jake Glavin	13-0	.	1	1
Total.....		13-0	402	442	844	93-389	36-253	14-278	37	20	9-39	11	1	1
Opponents.....		13-0	494	430	924	77.0-299	26-193	15-225	36	14	9-30	12	.	.

2018 Season in Review

Game-by-Game

Opponent	---RUSHING---				--RECEIVING--				-----PASSING-----				--KICK RET--				--PUNT RET--				tot off
	No.	Yds	TD	Lg	No.	Yds	TD	Lg	Cmp-Att-Int	Yds	TD	Lg	No	Yds	TD	Lg	No	Yds	TD	Lg	
at NC State	38	163	0	26	24	202	1	26	24-30-0	202	1	26	3	37	0	21	0	0	0	0	365
at Norfolk State	13	106	1	56	1	12	0	12	1-6-0	12	0	12	0	0	0	0	2	103	1	76	118
ROBERT MORRIS	41	386	6	81	20	281	3	39	20-26-0	281	3	39	1	44	0	44	1	14	0	14	667
WILLIAM & MARY	49	247	2	30	21	197	2	41	21-28-1	197	2	41	0	0	0	0	4	50	0	22	444
at Richmond	38	200	3	55	22	343	4	71	22-29-1	343	4	71	3	132	1	93	0	0	0	0	543
ELON	40	103	1	16	24	316	1	47	24-41-1	316	1	47	4	81	0	32	3	41	0	27	419
at Villanova	38	131	2	15	21	171	0	16	21-32-1	171	0	16	0	0	0	0	4	188	2	89	302
STONY BROOK	41	103	0	23	16	140	1	31	16-25-0	140	1	31	1	8	0	8	2	14	0	14	243
at New Hampshire	37	64	3	13	32	422	0	35	32-50-4	422	0	35	3	92	0	49	2	21	0	16	486
RHODE ISLAND	43	192	2	19	18	227	4	30	18-25-2	227	4	30	4	66	0	38	1	17	0	17	419
at Towson	47	395	5	76	15	181	0	40	15-22-0	181	0	40	3	18	0	13	1	18	0	18	576
DELAWARE	46	93	1	13	23	223	1	20	23-31-0	223	1	20	3	65	0	29	3	45	0	37	316
at Colgate	39	200	2	26	19	192	0	33	19-35-5	192	0	33	2	50	0	37	3	43	0	42	392
Totals	510	2383	28	81	256	2907	17	71	256-380-15	2907	17	71	27	593	1	93	26	554	3	89	5290
Opponent	443	1357	8	75	205	2406	12	68	205-381-14	2406	12	68	33	472	0	60	6	93	0	44	3763

	-----TACKLES-----				--SACKS--	--FUMBLE--		Pass Blkd			-----Kicks----XPTS-----						
Opponent	Solo	Ast	Total	TFL-Yds	No-Yds	FF	FR-Yds	Int-Yds	QBH	Brk	Kick	Att-Mad	Run	Rcv	Saf	Pts	
at NC State	36	42	78	6.0-22	1.0-4	1	1-0	0-0	3	2	0	1-1	0	0	0	13	
at Norfolk State	6	14	20	1.0-1	0.0-0	0	0-0	1--4	3	0	0	2-2	0	0	0	17	
ROBERT MORRIS	31	40	71	4.0-8	0.0-0	0	0-0	3-43	2	1	0	10-10	0	0	0	73	
WILLIAM & MARY	34	30	64	9.0-39	3.0-25	2	2-39	2-80	3	1	0	6-6	0	0	0	51	
at Richmond	37	32	69	10.0-68	4.0-45	3	2-0	3-102	2	5	0	9-9	0	0	0	63	
ELON	28	34	62	8.0-20	1.0-5	0	0-0	0-0	1	5	0	0-0	0	0	0	24	
at Villanova	42	18	60	13.0-53	6.0-38	1	1-0	0-0	0	0	1	4-4	0	0	0	37	
STONY BROOK	28	38	66	7.0-19	1.0-10	0	0-0	2-12	0	4	0	1-1	0	0	0	13	
at New Hampshire	26	40	66	6.0-23	3.0-13	0	0-0	0-0	0	1	0	3-3	0	0	0	24	
RHODE ISLAND	30	30	60	4.0-26	4.0-26	0	1-0	1-45	0	4	0	6-6	0	0	0	48	
at Towson	46	38	84	7.0-29	4.0-24	1	1-0	0-0	2	7	0	5-5	0	0	0	38	
DELAWARE	26	24	50	10.0-40	5.0-33	1	0-0	2-0	2	7	0	1-1	0	1	1	20	
at Colgate	32	62	94	8.0-41	4.0-30	2	1-0	0-0	2	0	0	2-2	0	0	0	20	
Totals	402	442	844	93.0-389	36.0-253	11	9-39	14-278	20	37	1	50-50	0	1	1	441	
Opponent	494	430	924	77.0-299	26.0-193	12	9-30	15-225	14	36	0	22-22	0	0	0	190	

Opponent	-----PUNTING-----								--FIELD GOALS--				-----KICKOFFS-----				
	No	Yds	Avg	Long	Blkd	TB	FC	50+	I20	Att-Made	Lg	Blkd	No	Yds	Avg	TB	OB
at NC State	3	117	39.0	41	0	0	1	0	2	2-2	19	0	4	219	54.8	0	0
at Norfolk State	1	36	36.0	36	0	0	0	0	1	1-1	28	0	4	246	61.5	1	0
ROBERT MORRIS	2	76	38.0	48	0	0	2	0	1	1-1	25	0	12	735	61.2	6	0
WILLIAM & MARY	1	39	39.0	39	0	0	0	0	1	5-3	30	0	10	579	57.9	2	1
at Richmond	6	250	41.7	52	0	0	1	1	2	0-0	0	0	10	542	54.2	4	0
ELON	6	258	43.0	58	0	0	3	2	2	4-4	39	0	7	355	50.7	3	0
at Villanova	4	113	28.2	39	0	0	1	0	2	3-3	32	0	8	378	47.2	2	0
STONY BROOK	9	329	36.6	44	0	1	1	0	3	2-2	41	0	4	251	62.8	3	0
at New Hampshire	3	109	36.3	53	0	0	1	1	1	1-1	34	0	4	217	54.2	1	0
RHODE ISLAND	2	82	41.0	56	0	0	0	1	1	2-2	36	0	8	429	53.6	2	0
at Towson	5	203	40.6	56	0	1	2	1	4	2-1	37	0	6	324	54.0	0	0
DELAWARE	6	227	37.8	47	0	0	4	0	4	2-1	23	0	4	195	48.8	1	0
at Colgate	3	112	37.3	41	0	0	3	0	1	2-2	38	0	5	240	48.0	0	0
Totals	51	1951	38.3	58	0	2	19	6	25	27-23	41	0	86	4710	54.8	25	1
Opponent	84	3141	37.4	57	1	2	24	8	14	16-12	48	0	45	2646	58.8	14	3

2018 Season in Review

IMU Individual Game Highs

Rushes	20	Cardon Johnson vs William & Mary (Sep 22, 2018)
Yards Rushing	162	Cardon Johnson at Towson (Nov 17, 2018)
TD Rushes	3	Ben DiNucci at Towson (Nov 17, 2018)
Long Rush	81	Marcus Marshall vs Robert Morris (Sep 13, 2018)
Pass attempts	48	Cole Johnson at New Hampshire (Nov. 3, 2018)
Pass completions	31	Cole Johnson at New Hampshire (Nov. 3, 2018)
Yards Passing	398	Cole Johnson at New Hampshire (Nov. 3, 2018)
TD Passes	4	Ben DiNucci vs Rhode Island (Nov 10, 2018)
Long Pass	71	Gage Moloney at Richmond (Sep 29, 2018)
Receptions	9	Riley Stapleton at NC State (Sep 01, 2018)
Yards Receiving	116	Riley Stapleton at New Hampshire (Nov. 3, 2018)
TD Receptions	2	Kyndel Dean at Richmond (Sep 29, 2018) Riley Stapleton vs Rhode Island (Nov 10, 2018)
Long Reception	71	Jake Brown at Richmond (Sep 29, 2018)
Field Goals	4	Ethan Ratke vs Elon (Oct 06, 2018)
Long Field Goal	41	Tyler Gray vs Stony Brook (Oct 27, 2018)
Punts	9	Harry O'Kelly vs Stony Brook (Oct 27, 2018)
Punting Avg	43.0	Harry O'Kelly vs Elon (Oct 06, 2018)
Long Punt	58	Harry O'Kelly vs Elon (Oct 06, 2018)
Punts inside 20	4	Harry O'Kelly at Towson (Nov 17, 2018) Harry O'Kelly vs Delaware (Nov 24, 2018)
Long Punt Return	89	D'Angelo Amos at Villanova (Oct 13, 2018)
Long Kickoff Return	93	Jawon Hamilton at Richmond (Sep 29, 2018)
Tackles	18	Dimitri Holloway vs Stony Brook (Oct 27, 2018)
Sacks	2.0	John Daka at Towson (Nov 17, 2018) John Daka vs Delaware (Nov 24, 2018)
Tackles For Loss	3.5	John Daka at Richmond (Sep 29, 2018)
Interceptions	1	14 times

IMU Team Game Highs

Rushes	49	vs William & Mary (Sep 22, 2018)
Yards Rushing	395	at Towson (Nov 17, 2018)
Yards Per Rush	9.4	vs Robert Morris (Sep 13, 2018)
TD Rushes	6	vs Robert Morris (Sep 13, 2018)
Pass attempts	50	at New Hampshire (Nov. 3, 2018)
Pass completions	32	at New Hampshire (Nov. 3, 2018)
Yards Passing	422	at New Hampshire (Nov. 3, 2018)
Yards Per Pass	11.8	at Richmond (Sep 29, 2018)
TD Passes	4	at Richmond (Sep 29, 2018) vs Rhode Island (Nov 10, 2018)
Total Plays	87	at New Hampshire (Nov. 3, 2018)
Total Offense	667	vs Robert Morris (Sep 13, 2018)
Yards Per Play	10.0	vs Robert Morris (Sep 13, 2018)
Points	73	vs Robert Morris (Sep 13, 2018)
Sacks By	6	at Villanova (Oct 13, 2018)
First Downs	29	vs Robert Morris (Sep 13, 2018)
Penalties	11	vs Delaware (Nov 24, 2018)
Penalty Yards	95	vs Delaware (Nov 24, 2018)
Turnovers	6	at New Hampshire (Nov. 3, 2018)
Interceptions By	3	vs Robert Morris (Sep 13, 2018) at Richmond (Sep 29, 2018)
Punts	9	vs Stony Brook (Oct 27, 2018)
Punting Avg	43.0	vs Elon (Oct 06, 2018)
Long Punt	58	vs Elon (Oct 06, 2018)
Punts inside 20	4	at Towson (Nov 17, 2018) vs Delaware (Nov 24, 2018)
Long Punt Return	89	at Villanova (Oct 13, 2018)

Time of Possession

Opponent		Score	Overall	1st Qtr	2nd Qtr	3rd Qtr	4th Qtr
at NC State	L	13-24	31:42	6:58	9:52	6:35	8:17
at Norfolk State	W	17-0	5:56	5:56	--	--	--
Robert Morris	W	73-7	25:38	8:32	7:09	4:28	5:29
William & Mary	W	51-0	28:12	8:02	5:30	9:40	5:00
at Richmond	W	63-10	29:24	5:00	8:02	6:38	9:44
Elon	L	24-27	31:04	7:39	9:28	7:22	6:35
at Villanova	W	37-0	30:04	8:50	7:57	4:09	9:08
Stony Brook	W	13-10	30:09	6:02	5:58	9:43	8:26
at New Hampshire	L	24-35	29:59	7:42	5:28	8:08	8:41
Rhode Island	W	48-31	28:15	9:02	5:42	3:55	9:36
at Towson	W	38-17	28:05	3:13	9:05	8:01	7:46
Delaware	W	20-6	37:04	9:22	9:43	10:07	7:52
at Colgate	L	20-23	25:00	8:04	4:55	6:27	5:34
James Madison	Total		360:32	94:22	88:49	85:13	92:08
	Avg.		27:44	7:15	6:49	6:33	7:05
Opponents	Total		374:28	100:38	91:11	94:47	87:52
	Avg.		28:48	7:44	7:00	7:17	6:45

	1	2	3	4	Score
James Madison	7	0	3	3	13
NC State	0	17	0	7	24

Sept. 1, 2018 | Carter-Finley Stadium | Raleigh, N.C. | Attendance: 56,073

1st	03:41	JMU	Stapleton 5 yd pass from DiNucci (Ratke kick)	
			8 plays, 68 yards, TOP 2:58	7-0
2nd	14:11	NCSU	Dunn 25 yd field goal	
			11 plays, 69 yards, TOP 4:25	7-3
	09:39	NCSU	Thomas 16 yd pass from Finley (Dunn kick)	
			5 plays, 38 yards, TOP 1:29	7-10
	00:18	NCSU	Riley 14 yd pass from Finley (Dunn kick)	
			12 plays, 90 yards, TOP 2:50	7-17
3rd	10:19	JMU	Ratke 19 yd field goal	
			7 plays, 39 yards, TOP 3:32	10-17
4th	06:59	JMU	Ratke 19 yd field goal	
			15 plays, 74 yards, TOP 7:12	13-17
	01:05	NCSU	Gallaspy 6 yd run (Dunn kick)	
			11 plays, 84 yards, TOP 5:50	13-24

RALEIGH, N.C. - Second-ranked James Madison scored the game's first touchdown and limited NC State to only 2.9 yards per rush, but a 17-point spurt in the second quarter gave way for a 24-13 Wolfpack win on Saturday afternoon at Carter-Finley Stadium.

QUICK SUMMARY

- JMU passed for 202 yards, 197 of which came from junior Ben DiNucci, who also threw a touchdown pass in his debut with the Dukes.
 - DiNucci also led JMU in rushing, going for 79 yards, which included a game-long 24-yard run
 - Redshirt junior Riley Stapleton led the team with a career-high nine catches for 88 yards and a touchdown, which put JMU up 7-0 late in the first.
 - Senior Marcus Marshall ran for 65 yards, including a long of 26 yards, while playing against his hometown team.
 - The Wolfpack overcame the early deficit with three scoring plays in the second quarter, with a field goal and two passing touchdowns by Ryan Finley – the latter coming with only 18 seconds to go in the first half.
 - Redshirt sophomore Ethan Ratke cut into NC State's lead with a pair of second-half field goals – both from 19 yards out – to make it 17-13 with 6:59 to play.
 - NCSU answered with an 84-yard drive over 11 plays, capped off by a rushing touchdown by Reggie Gallaspy with just over a minute to go.
 - JMU increased the longest winning streak in all of Division I football to 13 games while improving to 2-0 all-time against American Conference teams (48-45 at SMU in 2015). The Dukes also snapped a 25-game winning streak for ECU

- Three receivers – redshirt junior Mack Cullen and redshirt freshmen Josh Sims and Kyndel Dean – all made their first career catches Saturday.
- Sims was second for JMU with four catches for 32 yards and Cullen and Dean each reeled in a pair of passes.
- Junior Adam Smith led the Dukes with a career-high 10 tackles (7 solo) in his first start at safety, while four others produced at least seven stops.
- Redshirt junior Ron'Dell Carter paced the defense up front, with career bests of seven tackles and three tackles-for-loss. He also added the team's lone sack.
- Redshirt junior Dimitri Holloway tallied nine tackles and a forced fumble in his first game since last year's opener, and redshirt freshman KeShaun Moore put together a career-high eight stops and a tackle for loss in his first career game.
- Redshirt sophomore D'Angelo Amos also registered a career-high seven tackles at safety while adding a breakup.
- Also making his first start at defensive line, sophomore Mike Greene recovered a fumble in the first quarter off the Holloway force.
- Freshman Mateo Jackson came off the bench to record five stops in his first career outing.

- JMU, playing in its 47th year, is now 25-21-1 all-time in season openers.
- The Dukes nearly doubled NC State in the run game, out-rushing the 'Pack 163-83.
- NCSU had 25 first downs, to JMU's 23, and held a 392-365 total yards advantage
- Finley threw for 309 yards and two touchdowns, and Jakobi Meyers had a huge receiving game, with 14 catches for 161 yards. CJ Riley and Thayer Thomas each caught second-quarter touchdowns.
- The teams were even in yards per play, at 5.4 per snap.
- JMU won the time-of-possession battle, with the offense on the field for 31:42, and each team forced one turnover, later resulting in a touchdown.



JMU											ST										
Score						13					24										
FIRST DOWNS						23					25										
RUSHES-YARDS (NET)						38-163					29-83										
PASSING YDS (NET)						202					309										
Passes Att-Comp-Int						30-24-0					43-29-0										
TOTAL OFFENSE PLAYS-YARDS						68-365					72-392										
Fumble Returns-Yards						0-0					1-21										
Punt Returns-Yards						0-0					1-40										
Kickoff Returns-Yards						3-37					3-52										
Interception Returns-Yards						0-0					0-0										
Punts (Number-Avg)						3-39.0					2-36.5										
Fumbles-Lost						1-1					2-1										
Penalties-Yards						5-25					5-50										
Possession Time						31:42					28:18										
Third-Down Conversions						7 of 13					11 of 16										
Fourth-Down Conversions						0 of 0					1 of 1										
Red-Zone Scores-Chances						3-5					4-5										

James Madison											NC State										
Rushing	No.	Gain	Loss	Net	TD	Lg	Avg					Rushing	No.	Gain	Loss	Net	TD	Lg	Avg		
Ben DiNucci	14	95	16	79	0	24	5.6					Gallaspay, R.	17	70	2	68	1	14	4.0		
Marcus Marshall	12	67	2	65	0	26	5.4					Finley, R.	3	10	4	6	0	9	2.0		
Trai Sharp	5	13	3	10	0	5	2.0					Personi, R.	6	5	0	5	0	2	0.8		
Cardon Johnson	6	9	2	7	0	4	1.2					Meyers, J.	1	3	0	3	0	3	3.0		
Passing	C-A-I	Yds	TD	Long	Sack					Passing	C-A-I	Yds	TD	Long	Sack						
Ben DiNucci	23-27-0	197	1	26	2					Finley, R.	29-43-0	309	2	39	1						
Cole Johnson	1-2-0	5	0	5	0																
Receiving	No.	Yards	TD	Long					Receiving	No.	Yards	TD	Long								
Riley Stapleton	9	88	1	26					Meyers, J.	14	161	0	39								
Josh Sims	4	32	0	13					Emezie, E.	5	60	0	22								
David Eldridge	3	25	0	13					Riley, CJ	4	45	1	14								
Kyndel Dean	2	15	0	13					Harmon, K.	4	33	0	13								
Punting	No.	Yds	Avg	Long	In20	TD					Punting	No.	Yds	Avg	Long	In20	TD				
Harry O'Kelly	3	117	39.0	41	2	0					Cole, AJ	2	73	36.5	44	0	0				
Punt Returns	No.	Yards	TD	Long					Punt Returns	No.	Yards	TD	Long								
								Thomas, T.	1	40	0	40									
Kick Returns	No.	Yards	TD	Long					Kick Returns	No.	Yards	TD	Long								
Marcus Marshall	2	40	0	21					Trowell, M.	3	52	0	26								
D. Tucker Dorsey	1	-3	0	0																	
Tackles	UA-A	Total	Sacks	TFL					Tackles	UA-A	Total	Sacks	TFL								
Adam Smith	7-3	10	0.0	0.0					Pratt, G.	6-6	12	0.0	0.0								
Dimitri Holloway	1-8	9	0.0	1.5					Moore, I.	10	0	0.0	0.0								
KeShaun Moore	1-7	8	0.0	1.0					Morehead, J.	4-6	10	0.0	0.0								
Ron/Dell Carter	5-2	7	1.0	3.0					McCloud, N.	3-6	9	0.0	0.0								

Qtr	Time	Scoring Play	V-H
1st	03:41	JMU - Riley Stapleton 5 yd pass from Ben DiNucci (Ethan Ratke kick), 8-68 2:58	J - 0
2nd	14:11	ST - Dunn, C. 25 yd field goal, 11-69 4:25	J - 3
	09:39	ST - Thomas, T. 16 yd pass from Finley, R. (D	

2018 Season in Review

Game 2: JMU 17, Norfolk State 0

	1	2	3	4	Score
James Madison	17	--	--	--	17
Norfolk State	0	--	--	--	0

Sept. 8, 2018 | Dick Price Stadium | Norfolk, Va. | Attendance: 6,482

SCORING SUMMARY

1st	10:26	JMU	DiNucci 5 yd run (Ratke kick)	
			8 plays, 69 yards, TOP 2:37	7-0
	04:24	JMU	Amos 76 yd punt return (Ratke kick)	
				14-0
	00:36	JMU	Ratke 28 yd field goal	
			8 plays, 15 yards, TOP 2:03	17-0



Quickie Statistics (Final)

#2 James Madison vs Norfolk State (Sep 08, 2018 at Norfolk, Va.)



	JMU	NSU
Score	17	0
FIRST DOWNS	5	1
RUSHES-YARDS (NET)	13-106	10-24
PASSING YDS (NET)	12	5
Passes Att-Comp-Int	6-1-0	5-1-1
TOTAL OFFENSE PLAYS-YARDS	19-118	15-29
Fumble Returns-Yards	0-0	0-0
Punt Returns-Yards	2-103	0-0
Kickoff Returns-Yards	0-0	2-17
Interception Returns-Yards	1--4	0-0
Punts (Number-Avg)	1-36.0	3-47.0
Fumbles-Lost	0-0	0-0
Penalties-Yards	3-29	2-9
Possession Time	05:56	09:04
Third-Down Conversions	2 of 5	1 of 4
Fourth-Down Conversions	0 of 0	0 of 0
Red-Zone Scores-Chances	2-2	0-0

James Madison

Rushing	No.	Gain	Loss	Net	TD	Lg	Avg
Ben DiNucci	4	68	1	67	1	56	16.8
Cardon Johnson	5	20	0	20	0	7	4.0
Marcus Marshall	3	15	3	12	0	15	4.0
Tral Sharp	1	7	0	7	0	7	7.0

Passing	C-A-I	Yds	TD	Long	Sack
Ben DiNucci	1-6-0	12	0	12	0
Riley Stapleton	1	12	0	12	

Receiving	No.	Yards	TD	Long
Harry O'Kelly	1	36	0	36
D'Angelo Amos	2	103	1	76

Punting	No.	Yds	Avg	Long	In20	TB
Harry O'Kelly	1	36	36.0	36	1	0

Punt Returns	No.	Yards	TD	Long
D'Angelo Amos	2	103	1	76

Kick Returns	No.	Yards	TD	Long
D'Angelo Amos	2	103	1	76

Tackles	UA-A	Total	Sacks	TFL
Dimitri Holloway	0-3	3	0.0	0.0
KeShaun Moore	0-3	3	0.0	0.5
Mike Greene	2-0	2	0.0	0.0
Ron'Dell Carter	2-0	2	0.0	0.0

Qtr	Time	Scoring Play	V-H
1st	10:26	JMU - Ben DiNucci 5 yd run (Ethan Ratke kick), 8-69 2:37	7-0
	04:24	JMU - D'Angelo Amos 76 yd punt return (Ethan Ratke kick)	14-0
	00:36	JMU - Ethan Ratke 28 yd field goal, 8-15 2:03	17-0

Norfolk State

Rushing	No.	Gain	Loss	Net	TD	Lg	Avg
SAVAGE, Aaron	5	12	1	11	0	4	2.2
THOMAS, D'Andre	3	8	0	8	0	4	2.7
BRENT, Cameryn	2	5	0	5	0	3	2.5

Passing	C-A-I	Yds	TD	Long	Sack
THOMAS, D'Andre	1-5-1	5	0	5	0
AWANNA, Chuma	1	5	0	5	

Receiving	No.	Yards	TD	Long
AWANNA, Chuma	1	5	0	5

Punting	No.	Yds	Avg	Long	In20	TB
GOETTIE, Taylor	3	141	47.0	49	0	0

Punt Returns	No.	Yards	TD	Long
GOETTIE, Taylor	3	141	0	49

Kick Returns	No.	Yards	TD	Long
TAYLOR, Marcus	2	17	0	9

Tackles	UA-A	Total	Sacks	TFL
CHAVIS, Nigel	3-1	4	0.0	0.5
QUINERLY, Nhyre'	2-1	3	0.0	1.0
CRAIG, Dale	1-1	2	0.0	1.0
THOMAS, Ricky	1-0	1	0.0	0.0

JMU Claims 17-0 Victory in Lightning-Shortened Game at NSU

NORFOLK, Va. - Multiple lightning delays and three scoring drives in the first quarter is all that was in store for second-ranked James Madison, as the Dukes claimed a 17-0 victory at Norfolk State after the teams agreed to end the game following lengthy weather delays on Saturday night at William "Dick" Price Stadium.

The Dukes evened their record to 1-1 on the year, while the Spartans fell to 1-1. JMU is now 2-0 all-time against NSU with wins in consecutive seasons. It's the second straight season the Dukes registered a shutout win, as it beat New Hampshire 21-0 on Oct. 28, 2017.

QUICK SUMMARY

- The Dukes opened the game's scoring on their opening drive on a 5-yard touchdown run by redshirt junior quarterback Ben DiNucci. The drive, which spanned 8 plays, 69 yards and only 2:37 of action, was highlighted by DiNucci's 56-yard run during the drive.
- Two plays later, redshirt senior cornerback Jimmy Moreland tied JMU's all-time interceptions record with his 14th career pick on a deep pass.
- With 4:24 to play in the quarter, redshirt sophomore returner D'Angelo Amos returned a punt 76 yards for a touchdown, marking the second straight year he records a punt for a score.
- Redshirt sophomore Ethan Ratke added a 28-yard field goal with 36 seconds to play.

WEATHER NOT COOPERATING

- JMU and Norfolk State sat through numerous delays before being able to kick off Saturday night.
- Lightning forced a 90-minute delay to start the game, with the opening kick coming at 7:35.
- At 8:20, the game was delayed again until the teams agreed to end the game 50 minutes later.

OTHER GAME NOTES

- DiNucci registered his second career rushing touchdown and his first in a JMU uniform, as he led the team in rushing for the second straight week with four carries for 67 yards (16.8 per carry).
- Moreland is now tied with former JMU safety Raven Greene with 14 career interceptions after his first-quarter pick.
- Amos averaged 51.5 yards per return, as he added a 27-yard punt return after his 76 yarder.
- The Dukes came out on top despite the Spartans maintaining possession for 9:04 during the 15 minutes of play.
- JMU out-gained Norfolk State 118 to 29 in the game, including 106 to 24 on the ground.

2018 Season in Review

Game 3: JMU 73, Robert Morris 7

	1	2	3	4	Score
Robert Morris	0	0	0	7	7
James Madison	21	31	14	7	73

Sept. 13, 2018 | Bridgeforth Stadium | Harrisonburg, Va. | Attendance: 18,112

SCORING SUMMARY

1st	12:15	JMU	Marshall 39 yd pass from DiNucci (Ratke kick)	
			6 plays, 53 yards, TOP 2:45	7-0
	09:28	JMU	DiNucci 1 yd run (Ratke kick)	
			4 plays, 54 yards, TOP 1:04	14-0
	05:29	JMU	Dean 15 yd pass from DiNucci (Ratke kick)	
			6 plays, 51 yards, TOP 2:33	21-0
2nd	12:17	JMU	DiNucci 17 yd run (Ratke kick)	
			6 plays, 49 yards, TOP 2:32	28-0
	08:55	JMU	R. Stapleton 9 yd pass from DiNucci (Ratke kick)	
			5 plays, 30 yards, TOP 1:58	35-0
	04:27	JMU	Ratke 25 yd field goal	
			8 plays, 36 yards, TOP 2:22	38-0
	04:20	JMU	Moreland 20 yd interception (Ratke kick)	
				45-0
	00:24	JMU	Agyei-Obese 80 yd run (Ratke kick)	
			2 plays, 80 yards, TOP 0:17	52-0
3rd	12:45	JMU	Marshall 81 yd run (Ratke kick)	
			2 plays, 83 yards, TOP 0:46	59-0
	06:02	JMU	Hamilton 5 yd run (Ratke kick)	
			7 plays, 84 yards, TOP 2:56	66-0
4th	11:08	RMU	Stephens 1 yd run (Bisceglia kick)	
			10 plays, 64 yards, TOP 5:30	66-7
	09:14	JMU	Kirlew 19 yd run (Ratke kick)	
			6 plays, 75 yards, TOP 1:54	73-7

#2 Dukes Cruise Past Robert Morris 73-7 in Home Opener

HARRISONBURG, Va. - Second-ranked James Madison exploded for 52 first-half points and gained 667 yards of offense en route to a decisive 73-7 home-opening victory against Robert Morris on Thursday night at Bridgeforth Stadium/Zane Showker Field.

The Dukes improve to 2-1, utilizing 11 scoring drives to catapult past the Colonials, who fell to 1-2 on the year.

QUICK SUMMARY

- Redshirt junior quarterback Ben DiNucci accounted for a career-high five total touchdowns in the first half, with three passing and two rushing. He was 14-of-17 for 184 yards and ran for 39 yards on seven carries.
- A JMU record was set, as redshirt senior corner Jimmy Moreland picked off a pass and ran it back 20 yards for a touchdown. It was Moreland's 15th career interception, surpassing Raven Greene, who had 14. Coincidentally, both Moreland and Greene set the interceptions record with a pick-six.
- JMU rushed for 386 yards as a team, with five players accounting for at least 40 yards. Senior Marcus Marshall led the way with six carries for 95 yards (15.8 avg.) and a touchdown, while also making a 39-yard touchdown reception to open the scoring. His 81-yard scamper to open the second-half scoring was the second-longest run of his career and tied for 10th longest in school history.
- Sophomore Percy Agyei-Obese had five rushes for 93 yards (18.6 avg.), which included an 80-yard touchdown run in the second quarter. Also finding the end zone on the ground were redshirt sophomores Jawon Hamilton and Eric Kirlew – their first career scores with the Dukes.
- Redshirt junior receiver Riley Stapleton reeled in a game-high seven receptions for 67 yards and a score, which was one better than the entire RMU team, which had six catches. Redshirt freshman Kyndel Dean also scored his first career touchdown on a 15-yard catch in the first.
- The Dukes scored on 10 of their 11 first drives to take a commanding 66-0 lead in the third quarter. JMU's 66-point win was the fifth largest in school history.
- In addition to Moreland's interception, two players recorded their first career interceptions, as junior safety Adam Smith tallied his in the second and freshman defensive lineman Drew Painter came up with his first late in the fourth.

OTHER GAME NOTES

- Following a stellar first half, JMU led in both rushing yards (207-42) and passing yards (184-40).
- With 52 first-half points, JMU tied the program record for most points in a half. The previous record was set against Morehead State in the 2016 season opener.
- JMU's 73 is the most points ever allowed by Robert Morris and the fifth-most ever produced by the Dukes.
- Five Dukes ran in touchdowns in tonight's victory, while eight total players made it to the end zone.
- Head Coach Mike Houston has led JMU to four of its five top-scoring performances since his hire before the 2016 season.
- JMU outgained RMU in total offense by a margin of 667 to 223.
- The Dukes successfully completed their first fourth-down conversion of the season – the lone conversion of the night.
- JMU had three interceptions, spanning 43 yards on returns, while RMU did not produce a single interception. RMU's lone takeaway came on a fourth-quarter fumble.



Quickie Statistics (Final) Robert Morris vs #2 James Madison (Sep 13, 2018 at Harrisonburg, Va.)



										RMU	JMU
Score										7	73
FIRST DOWNS										9	29
RUSHES-YARDS (NET)										44-150	41-386
PASSING YDS (NET)										73	281
Passes Att-Comp-Int										15-6-3	26-20-0
TOTAL OFFENSE PLAYS-YARDS										59-223	67-667
Fumble Returns-Yards										0-0	0-0
Punt Returns-Yards										0-0	1-14
Kickoff Returns-Yards										5-71	1-44
Interception Returns-Yards										0-0	3-43
Punts (Number-Avg)										10-38.6	2-38.0
Fumbles-Lost										0-0	3-1
Penalties-Yards										7-63	3-25
Possession Time										34:22	25:38
Third-Down Conversions										3 of 14	5 of 9
Fourth-Down Conversions										0 of 0	1 of 1
Red-Zone Scores-Chances										1-1	7-7

Robert Morris										James Madison									
Rushing		No.	Gain	Loss	Net	TD	Lg	Avg		Rushing		No.	Gain	Loss	Net	TD	Lg	Avg	
STEPHENS, Terence		17	72	3	69	1	19	4.1		Marcus Marshall		6	95	0	95	1	81	15.8	
JACKSON, Aijah		17	63	3	60	0	21	3.5		Percy Agyei-Obese		5	93	0	93	1	80	18.6	
LEWIS, Caleb		3	15	0	15	0	7	5.0		Cardon Johnson		8	62	0	62	0	21	7.8	
BARR, Mathew		4	8	0	8	0	4	2.0		Trai Sharp		7	47	2	45	0	12	6.4	
Passing		C-A-I	Yds	TD	Long	Sack				Passing		C-A-I	Yds	TD	Long	Sack			
WALKER, Jimmy		2-7-1	12	0	11	0				Ben DiNucci		14-17-0	184	3	39	1			
LEWIS, Caleb		3-6-1	28	0	13	0				Cole Johnson		5-8-0	83	0	23	0			
Receiving		No.	Yards	TD	Long					Receiving		No.	Yards	TD	Long				
VECCHIO, Tim		3	52	0	33					Riley Stapleton		7	67	1	18				
GONZALEZ, Matthew		1	11	0	11					Kyndel Dean		2	31	1	16				
PETRICK, Steve		1	9	0	9					Trai Sharp		2	28	0	22				
STEPHENS, Terence		1	1	0	1					Jake Brown		2	21	0	12				
Punting		No.	Yds	Avg	Long	In20	TB			Punting		No.	Yds	Avg	Long	In20	TB		
CHECK, Adam		10	386	38.6	49	3	1			Harry O'Kelly		2	76	38.0	48	1	0		
Punt Returns		No.	Yards	TD	Long					Punt Returns		No.	Yards	TD	Long				
										D'Angelo Amos		1	14	0	14				
Kick Returns		No.	Yards	TD	Long					Kick Returns		No.	Yards	TD	Long				
MADISON, DeLan		5	71	0	18					Jawon Hamilton		1	44	0	44				
Tackles		UA-A	Total	Sacks	TFL					Tackles		UA-A	Total	Sacks	TFL				
WOLLET, Adam		6-1	7	0.0	1.0					D'Angelo Amos		3-5	8	0.0	0.0				
DANDRIDGE, Deju		4-2	6	0.0	0.0					John Daka		3-3	6	0.0	2.0				

Qtr	Time	Scoring Play	V-H
1st	12:15	JMU - Marcus Marshall 39 yd pass from Ben DiNucci (Ethan Ratke kick), 6-53 2:45	0 - 7
	09:28	JMU - Ben DiNucci 1 yd run (Ethan Ratke kick), 4-54 1:04	0 - 14
	05:29	JMU - Kyndel Dean 15 yd pass from Ben DiNucci (Ethan Ratke kick), 6-51 2:33	0 - 21
2nd	12:17	JMU - Ben DiNucci 17 yd run (Ethan Ratke kick), 6-49 2:32	0 - 28
	08:55	JMU - Riley Stapleton 9 yd pass from Ben DiNucci (Ethan Ratke kick), 5-30 1:58	0 - 35
	04:27	JMU - Ethan Ratke 25 yd field goal, 8-36 2:22	0 - 38
	04:20	JMU - Jimmy Moreland 20 yd interception return (Ethan Ratke kick)	0 - 45
	00:24	JMU - Percy Agyei-Obese 80 yd run (Ethan Ratke kick), 2-80 0:17	0 - 52
3rd	12:45	JMU - Marcus Marshall 81 yd run (Ethan Ratke kick), 2-83 0:46	0 - 59
	06:02	JMU - Jawon Hamilton 5 yd run (Ethan Ratke kick), 7-84 2:56	0 - 66
4th	11:08	RMU - STEPHENS, Terence 1 yd run (BISCEGLIA, Nick kick), 10-64 5:30	7 - 66
	09:14	JMU - Eric Kirlew 19 yd run (Ethan Ratke kick), 6-75 1:54	7 - 73

2018 Season in Review

Game 4: JMU 51, William & Mary 0

	1	2	3	4	Score
William & Mary	0	0	0	0	0
James Madison	7	10	21	13	51

Sept. 22, 2018 | Bridgeforth Stadium | Harrisonburg, Va. | Attendance: 25,130

SCORING SUMMARY

1st	02:47	JMU	D. Stapleton 5 yd pass from DiNucci (Ratke kick)	
			3 plays, 9 yards, TOP 1:00	7-0
2nd	13:25	JMU	Sharp 1 yd run (Ratke kick)	
			7 plays, 33 yards, TOP 2:51	14-0
	05:37	JMU	Ratke 30 yd field goal	
			9 plays, 34 yards, TOP 2:56	17-0
3rd	10:06	JMU	R. Stapleton 11 yd pass from DiNucci (Ratke kick)	
			12 plays, 75 yards, TOP 4:54	24-0
	09:04	JMU	Moreland 56 yd interception (Ratke kick)	
				31-0
	02:25	JMU	Marshall 30 yd run (Ratke kick)	
			9 plays, 74 yards, TOP 3:55	38-0
4th	13:16	JMU	Ratke 18 yd field goal	
			4 plays, 1 yard, TOP 1:21	41-0
	07:57	JMU	Ratke 27 yd field goal	
			9 plays, 30 yards, TOP 2:56	44-0
	03:11	JMU	Maginley 24 yd interception (Ratke kick)	
				51-0

JMU Claims 17-0 Victory in Lightning-Shortened Game at NSU

HARRISONBURG, Va. - No. 2 James Madison used an excellent defensive performance and a three-touchdown third quarter to blow past William & Mary, 51-0, in Colonial Athletic Association football on Saturday evening at Bridgeforth Stadium/Zane Showker Field.

The Dukes (3-1, 1-0 CAA) won their 19th straight home game, which leads all of the FCS, and also claimed their 19th consecutive conference victory, extending the CAA record. The Tribe (1-2, 0-1 CAA) dropped their second straight outing, as JMU turned in the biggest win in the 41-game series.

QUICK SUMMARY

- JMU turned in its second shutout in three weeks, and the first in the series versus William & Mary. It was tied for the second-highest shutout win in school history, falling just short of its 56-0 romp of Hofstra in 2008.
- The Dukes forced four turnovers in the game, with a pair of interceptions for a touchdown and two fumble recoveries. Redshirt senior cornerback Jimmy Moreland had a 56-yard pick-six for his 16th career interception and fifth defensive touchdown, and junior linebacker Bryce Maginley had 24-yard pick-six late in the game for his first career interception.
- Redshirt sophomore safety D'Angelo Amos tallied both fumble recoveries for a new career high.
- JMU allowed the visitors to reach the first-down marker just once on third down, holding the Tribe to a 1-for-15 conversion rate.
- The Dukes out-gained W&M 444-132, including a 247-55 advantage in the run game.
- For the first time in school history, siblings scored a touchdown in the same game for the Dukes, as redshirt junior receiver Riley Stapleton and junior tight end Dylan Stapleton each found the end zone. R. Stapleton had a game-high eight catches for 78 yards, while D. Stapleton made three grabs for 20 yards. D. Stapleton struck first, opening the scoring on a 5-yard reception late in the first quarter, and R. Stapleton opened the second half with an 11-yard TD to make it 24-0 at that point.
- Redshirt junior quarterback Ben DiNucci was 17-of-23 for 160 yards and two touchdowns with an interception.
- Graduate student running back Cardon Johnson led the ground game with 83 yards, while senior Marcus Marshall gained 65 yards with a touchdown. Senior Trai Sharp also added 42 rushing yards and a score.
- Redshirt junior linebacker Dimitri Holloway led the team with nine tackles (1.0 for a loss) and a forced fumble, and Moreland made five stops (1.0 for a loss) and his interception for a score. Junior defensive linemen Ron'Dell Carter and Matt Terrell each had 2.0 tackles for loss and a sack in the win.
- In the kicking game, redshirt sophomore Ethan Ratke matched the program record with three made field goals, marking the 17th time in school history the Dukes had a player with three makes in a game.

OTHER GAME NOTES

- With 25,130 fans in attendance, this was the eighth largest attendance in Bridgeforth Stadium history.
- For the second time since 2015, JMU scored over 50 points in a shutout. Today's score matched JMU's win back on Oct. 17, 2015, when the Dukes beat Elon 51-0 on the road.
- This was JMU's biggest win over the Tribe, besting the 46-14 win last season, and was the biggest margin of victory by either team in the series, besting W&M's 33-0 win back in 1979.
- W&M did not convert a third down until late in the second half, going 0-for-12 to start.
- Of JMU's seven offensive scoring drives, it had great field position, needing to go over 50 yards on just two of them. JMU's average starting field position was on the positive side of the field, at the William & Mary 49.
- On the flip side, the Tribe had a starting field position average of its own 21.



JMU

William & Mary vs #2 James Madison (Sep 22, 2018 at Harrisonburg, Va.)

JMU

WM

JMU

Score

0

51

FIRST DOWNS

7

24

RUSHES-YARDS (NET)

33-55

49-247

PASSING YDS (NET)

77

197

Passes Att-Comp-Int

31-13-2

28-21-1

TOTAL OFFENSE PLAYS-YARDS

64-132

77-444

Fumble Returns-Yards

0-0

1-39

Punt Returns-Yards

0-0

4-50

Kickoff Returns-Yards

6-81

0-0

Interception Returns-Yards

1-2

2-80

Punts (Number-Avg)

9-33.3

1-39.0

Fumbles-Lost

2-2

4-2

Penalties-Yards

6-32

8-70

Possession Time

31:48

28:12

Third-Down Conversions

1 of 15

9 of 15

Fourth-Down Conversions

2 of 4

0 of 0

Red-Zone Scores-Chances

0-0

6-9

William & Mary

Rushing

No.

Gain

Loss

Net

TD

Lg

Avg

Jaret Anderson

8

35

0

35

0

8

4.4

Tyler Crist

1

27

0

27

0

27

27.0

Owen Wright

7

14

0

14

0

4

2.0

Albert Funderburke

7

8

2

6

0

4

0.9

Passing

C-A-I

Yds

TD

Long

Sack

Shon Mitchell

12-27-1

70

0

23

3

Ted Hefter

1-4-1

7

0

7

0

Receiving

No.

Yards

TD

Long

DeVonte Dedmon

3

29

0

23

Isaiah Kinder

3

14

0

7

Anthony Mague

2

16

0

9

Jalen Christian

2

10

0

6

Punting

No.

Yds

Avg

Long

In20

TD

Will Michael

9

300

33.3

44

0

0

Punt Returns

No.

Yards

TD

Long

Jordan Lowery

4

56

0

24

Owen Wright

1

14

0

14

Kick Returns

No.

Yards

TD

Long

Isaiah Laster

8-3

7

0.0

0.0

Raeshawn Smith

7-0

7

0.0

0.0

Gage Herdman

4-3

7

0.0

0.0

Alex Purviance

4-2

6

0.0

1.0

James Madison

Rushing

No.

Gain

Loss

Net

TD

Lg

Avg

Cardon Johnson

20

85

2

83

0

21

4.2

Marcus Marshall

7

65

0

65

1

30

9.3

Trai Sharp

11

43

1

42

1

11

3.8

Ben DiNucci

7

36

4

32

0

20

4.6

Passing

C-A-I

Yds

TD

Long

Sack

Ben DiNucci

17-23-1

160

2

41

0

Cole Johnson

4-5-0

37

0

14

0

Receiving

No.

Yards

TD

Long

Riley Stapleton

8

78

1

16

Dylan Stapleton

3

20

1

9

David Eldridge

2

55

0

41

Kyndel Deane

2

12

0

9

Punting

No.

Yds

Avg

Long

In20

TD

Harry O'Kelly

1

39

39.0

39

1

0

Punt Returns

No.

Yards

TD

Long

D'Angelo Amos

4

50

0

22

Kick Returns

No.

Yards

TD

Long

Isaiah Laster

8-3

7

0.0

0.0

Raeshawn Smith

7-0

7

0.0

0.0

Gage Herdman

4-3

7

0.0

0.0

Alex Purviance

4-2

6

0.0

1.0

Qtr

Time

Scoring Play

V-H

1st

02:47

JMU - Dylan Stapleton 5 yd pass from Ben DiNucci (Ethan Ratke kick), 3-9 1:00

0 - 7

2nd

13:25

JMU - Trai Sharp 1 yd run (Ethan Ratke kick), 7-33 2:51

0 - 14

05:37

JMU - Ethan Ratke 30 yd field goal, 9-34 2:56

0 - 17

3rd

10:06

JMU - Riley Stapleton 11 yd pass from Ben DiNucci (Ethan Ratke kick), 12-75 4:54

0 - 24

09:04

JMU - Jimmy Moreland 56 yd interception return (Ethan Ratke kick)

0 - 31

02:25

JMU - Marcus Marshall 30 yd run (Ethan Ratke kick), 9-74 3:55

0 - 38

4th

13:16

JMU - Ethan Ratke 18 yd field goal, 4-1 1:21

0 - 41

07:57

JMU - Ethan Ratke 27 yd field goal, 9-30 2:56

0 - 44

03:11

JMU - Bryce Maginley 24 yd interception return (Ethan Ratke kick)

0 - 51

2018 Season in Review

Game 5: JMU 63, Richmond 10

	1	2	3	4	Score
James Madison	7	28	21	7	63
Richmond	3	7	0	0	10

Sept. 29, 2018 | Robins Stadium | Richmond, Va. | Attendance: 8,217

SCORING SUMMARY

1st	14:48	JMU	Hamilton 93 yd kickoff return (Ratke kick)	7-0
	11:43	UR	Trau 33 yd field goal	7-3
			9 plays, 59 yards, TOP 3:05	
2nd	10:54	JMU	Marshall 15 yd run (Ratke kick)	14-3
			8 plays, 78 yards, TOP 3:22	
	07:56	JMU	Moreland 100 yd interception (Ratke kick)	21-3
			Dean 2 yd pass from DiNucci (Ratke kick)	28-3
			9 plays, 72 yards, TOP 3:52	
	01:57	UR	Jacob 14 yd pass from Johnson (Trau kick)	28-10
			3 plays, 39 yards, TOP 1:18	
	01:09	JMU	R. Stapleton 16 yd pass from DiNucci (Ratke kick)	35-10
			4 plays, 65 yards, TOP 0:48	
3rd	09:13	JMU	Dean 35 yd pass from DiNucci (Ratke kick)	42-10
			2 plays, 53 yards, TOP 0:39	
	09:02	JMU	Johnson 10 yd run (Ratke kick)	49-10
			1 play, 10 yards, TOP 0:05	
	02:59	JMU	Marshall 55 yd run (Ratke kick)	56-10
			3 plays, 65 yards, TOP 1:13	
4th	07:51	JMU	Brown 71 yd pass from Moloney (Ratke kick)	63-10
			3 plays, 85 yards, TOP 1:19	

#2 JMU Blasts Richmond in Largest Road Win Ever

RICHMOND, Va. - Second-ranked James Madison turned in the biggest road win in school history, amassing 543 yards of offense along with five takeaways in a 63-10 triumph over Richmond on Saturday afternoon at Robins Stadium.

The Dukes improve to 4-1 on the year and 2-0 in Colonial Athletic Association play, while the Spiders fall to 2-3 and 0-2. It was JMU's biggest win in the 36-game history against the Spiders, as it registered its third straight win at UR.

QUICK SUMMARY

- Redshirt junior quarterback Ben DiNucci was 19-of-26 for 248 yards and three touchdowns with an interception.
- The Dukes averaged 5.3 yards per carry, rushing for 200 yards, led by senior running back Marcus Marshall, who had 99 yards and two scores on just 10 carries. Marshall had a game-long run of 55 yards on his second touchdown, and senior Trai Sharp, who gained 62 yards, had a long of 45.
- JMU scored in all three phases Saturday, as redshirt sophomore receiver Jawon Hamilton took the opening kickoff 93 yards for his first career return for a score. The Dukes forced five turnovers, including a 100-yard interception for a touchdown by redshirt senior corner Jimmy Moreland, who set the JMU all-time record with his sixth defensive touchdown.
- Three receivers had over 80 receiving yards, led by redshirt freshman Kyndel Dean, who finished with career highs of five catches for 82 yards and two touchdowns.
- Redshirt junior Riley Stapleton tied Dean for game-high honors with five receptions for 84 yards and a score, and redshirt sophomore Jake Brown, made two catches for a career-high 91 yards and a touchdown – the first of his JMU career.
- Defensively, junior defensive lineman John Daka registered a career-high 3.5 tackles for loss with a sack and forced fumble while tallying five tackles.
- Redshirt junior linebacker Dimitri Holloway had 11 tackles including a half tackle for loss. Junior safety Adam Smith and redshirt sophomore safety Wayne Davis each recorded interceptions, as Smith tackled on seven tackles and Davis contributed four stops, a tackle for loss and two pass breakups.
- Also making a sack each on the defensive line were sophomore Mike Greene, redshirt senior Darrius Carter and redshirt junior Ron'Dell Carter.

DEFENSE EQUALS OFFENSE

- JMU forced five turnovers, resulting in 21 points against the Spiders.
- The Dukes tallied three interceptions, a strip sack resulting in a fumble recovery and another recovery on a kickoff return.
- Jimmy Moreland turned in his third straight game with a touchdown, with a 100-yard pick-six in the second quarter.
- JMU scored back-to-back offensive possessions with touchdowns off fumble recoveries, as John Daka had a strip sack and sophomore running back Percy Agyei-Obese had a force and a recovery on the ensuing kickoff.
- In all, the JMU defense racked up four sacks, 10 tackles for loss, three interceptions, five pass break-ups and three forced fumbles, holding Richmond to 55 yards in the second half.

OTHER GAME NOTES

- The Dukes scored four touchdowns in the second and three in the third to pull away for their third straight win while scoring at least 50 points.
- JMU out-gained Richmond 543-337, which including a 200-83 margin in the run game and a season-best 343 passing yards, as opposed to UR's 256.
- JMU had a plus-4 turnover margin, making three interceptions with a pair of fumble recoveries. The Dukes also had four sacks in the win.
- JMU has scored at least 47 points in each of its last three road matchups against Richmond, averaging 55.0 points per game.
- The Dukes and Spiders are now tied at 18-18 through 36 meetings, as JMU is now 10-8 all-time in Richmond.



Quickie Statistics (Final) #2 James Madison vs Richmond (Sep 29, 2018 at Richmond, Va.)

	JMU	UR
Score	63	10
FIRST DOWNS	24	16
RUSHES-YARDS (NET)	38-200	36-81
PASSING YDS (NET)	343	256
Passes Att-Comp-Int	29-22-1	37-16-3
TOTAL OFFENSE PLAYS-YARDS	67-543	73-337
Fumble Returns-Yards	0-0	0-0
Punt Returns-Yards	0-0	3-59
Kickoff Returns-Yards	3-132	3-75
Interception Returns-Yards	3-102	1-0
Punts (Number-Avg)	6-41.7	9-33.9
Fumbles-Lost	0-0	3-2
Penalties-Yards	4-41	5-55
Possession Time	29:24	30:36
Third-Down Conversions	5 of 12	3 of 17
Fourth-Down Conversions	0 of 0	0 of 0
Red-Zone Scores-Chances	4-5	2-3

James Madison	Richmond
Rushing	Rushing
Marcus Marshall 10 100 1 99 2 55 9.9	Aaron Dykes 13 62 9 53 0 12 4.1
Trai Sharp 7 62 0 62 0 45 8.9	Jay Palmer 7 39 2 37 0 19 5.3
Percy Agyei-Obese 2 20 0 20 0 10 10.0	Gordon Collins 6 17 0 17 0 6 2.8
Cardon Johnson 8 25 8 17 1 10 2.1	Joe Mancuso 2 16 0 16 0 13 8.0
Passing	Passing
Ben DiNucci 19-26-1 248 3 35 2	Kevin Johnson 16-35-3 256 1 50 4
Gage Moloney 3-3-0 95 1 71 0	Joe Mancuso 0-2-0 0 0 0 0
Receiving	Receiving
Riley Stapleton 6 98 1 28	Stephon Jacob 4 81 1 40
Kyndel Dean 5 82 2 35	Tyler Wilkins 3 72 0 42
Josh Sims 3 27 0 18	Caleb Drake 3 36 0 26
Jake Brown 2 91 1 71	C. Simpson 3 19 0 20
Punting	Punting
Harry O'Kelly 6 250 41.7 52 2 0	M. Breckenridge 9 305 33.9 50 2 0
Punt Returns	Punt Returns
Tyler Wilkins 3 59 0 44	
Kick Returns	Kick Returns
Aaron Dykes 3 75 0 60	
Tackles	Tackles
Dimitri Holloway 5-6 11 0.0 0.5	Samari Springs 4-7 11 0.0 1.0
Adam Smith 3-4 7 0.0 0.0	Daniel Jones 2-5 7 0.0 0.0
John Daka 4-1 5 1.0 3.5	Gershon Ejoni 4-1 5 0.0 0.0

Qtr	Time	Scoring Play	V-H
1st	14:48	JMU - Jawon Hamilton 93 yd kickoff return (Ethan Ratke kick)	7 - 0
	11:43	UR - Griffin Trau 33 yd field goal, 9-59 3:05	7 - 3
2nd	10:54	JMU - Marcus Marshall 15 yd run (Ethan Ratke kick), 8-78 3:22	14 - 3
	07:56	JMU - Jimmy Moreland 100 yd interception return (Ethan Ratke kick)	21 - 3
	03:15	JMU - Kyndel Dean 2 yd pass from Ben DiNucci (Ethan Ratke kick), 9-72 3:52	28 - 3
	01:57	UR - Stephon Jacob 14 yd pass from Kevin Johnson (Griffin Trau kick), 3-39 1:18	28 - 10
	01:09	JMU - Riley Stapleton 16 yd pass from Ben DiNucci (Ethan Ratke kick), 4-65 0:48	35 - 10
3rd	09:13	JMU - Kyndel Dean 35 yd pass from Ben DiNucci (Ethan Ratke kick), 2-53 0:39	42 - 10
	09:02	JMU - Cardon Johnson 10 yd run (Ethan Ratke kick), 1-10 0:05	49 - 10
	02:59	JMU - Marcus Marshall 55 yd run (Ethan Ratke kick), 3-65 1:13	56 - 10
4th	07:51	JMU - Jake Brown 71 yd pass from Gage Moloney (Ethan Ratke kick), 3-85 1:19	63 - 10

2018 Season in Review

Game 6: Elon 27, JMU 24

	1	2	3	4	Score
Elon	0	7	3	17	27
James Madison	3	6	2	12	24

Oct. 6, 2018 | Bridgeforth Stadium | Harrisonburg, Va. | Attendance: 25,484

SCORING SUMMARY

1st	00:49	JMU	Ratke 35 yd field goal	
			8 plays, 55 yards, TOP 2:13	3-0
2nd	11:05	JMU	Ratke 32 yd field goal	
			9 plays, 39 yards, TOP 3:30	6-0
	05:26	JMU	Ratke 39 yd field goal	
			9 plays, 44 yards, TOP 4:10	9-0
	04:37	ELON	McNair 1 yd run (Davis kick)	
			3 plays, 75 yards, TOP 0:49	9-7
3rd	10:50	ELON	Davis 30 yd field goal	
			10 plays, 62 yards, TOPm 4:10	9-10
	06:25	JMU	Ratke 35 yd field goal	
			12 plays, 63 yards, TOP 4:17	12-10
4th	12:57	ELON	Davis 33 yd field goal	
			7 plays, 62 yards, TOP 2:37	12-13
	11:26	ELON	Summers 59 yd run (Davis kick)	
			2 plays, 62 yards, TOP 0:42	12-20
	09:38	JMU	Sharp 6 yd run (DiNucci pass failed)	
			4 plays, 55 yards, TOP 1:41	18-20
	07:22	JMU	R. Stapleton 10 yd pass from DiNucci (Dinuucci pass failed)	
			3 plays, 55 yards, TOP 0:52	24-20
	01:17	ELON	Jones 15 yd pass from Cheek (Davis kick)	
			10 plays, 74 yards, TOP 2:59	24-27

Last-Minute Touchdown Lifts #10 Elon Past #2 JMU, 27-24

HARRISONBURG, Va. - A Davis Cheek 15-yard touchdown pass to Avery Jones with 1:17 to play sent 10th-ranked Elon past No. 2 James Madison 27-24 in Colonial Athletic Association football action on Saturday afternoon at Bridgeforth Stadium/Zane Showker Field.

The Dukes fell to 4-2 on the year and 2-1 in CAA play, while the Phoenix improved to 4-1 and 2-0. The loss snapped JMU's 20-game conference win streak and 19-game home win streak. It was also Elon's first win in the seven-game series history.

The game was seen in front of 25,484 spectators, which was the fourth-largest crowd in Bridgeforth history.

A WILD FOURTH QUARTER

- Elon trailed 12-10 before a Skyler Davis 33-yard field goal gave them the lead early in the fourth, and a Malcolm Summers 59-yard touchdown rush put the Phoenix ahead 20-12 with 11:26 to play.
- Quarterback Ben DiNucci completed a 47-yard pass to receiver Riley Stapleton, setting up a Trai Sharp six-yard touchdown run with 9:39 to go. JMU trailed 20-18 after a failed two-point conversion.
- After a defensive stop, DiNucci went to the air again, connecting with receiver Kyndel Dean for a 39-yard gain. Two plays later, DiNucci found Stapleton in the end zone for a 10-yard score, giving the Dukes the lead back at 24-20 with 7:22 to go.
- JMU stopped Elon, but a fumble gave the visitors the ball back on its own 26 with 4:16 to play. Elon proceeded to go on a 10-play, 74-yard drive, which was capped off by Cheek's touchdown toss to Jones.
- On the ensuing drive, DiNucci was intercepted by Connor Christiansen to seal the game.

QUICK SUMMARY

- DiNucci finished 24-of-41 for a career-high 316 yards and a touchdown. His completion total and attempts were also single-game highs.
- Stapleton led all players with seven receptions for 99 yards and a touchdown. Receiver Kyndel Dean set new career highs for the second straight week, with six catches for 96 yards, including a career-long 39 yarder.
- Kicker Ethan Ratke set the program record for field goals in a game, with four. It was the third time in his career he had made three or more.
- Defensively, linebacker Dimitri Holloway paced the unit with a season-best 12 tackles, marking the fourth time this season he's had nine or more.
- Safety D'Angelo Amos had nine stops and a tackle for loss, to go with a 27-yard punt return, and linebacker KeShaun Moore made six tackles while recording his first career sack.
- For Elon, Cheek threw for 286 yards and a touchdown, and Summers led the game with 186 rushing yards and a score. Corey Joyner led the game with 109 receiving yards, including a long of 51.
- Zack Monson led the Phoenix defense with 12 tackles, including 2.0 for loss and 1.5 sacks. Matt Baker and Warren Messer each had 4.0 tackles for loss, combining for 3.0 sacks.



Quickie Statistics (Final) #10 Elon vs #2 James Madison (Oct 06, 2018 at Harrisonburg, Va.)

	ELON	JMU
Score	27	24
FIRST DOWNS	20	20
RUSHES-YARDS (NET)	40-212	40-103
PASSING YDS (NET)	286	316
Passes Att-Comp-Int	32-16-0	41-24-1
TOTAL OFFENSE PLAYS-YARDS	72-498	81-419
Fumble Returns-Yards	0-0	0-0
Punt Returns-Yards	0-0	3-41
Kickoff Returns-Yards	0-0	4-81
Interception Returns-Yards	1-0	0-0
Punts (Number-Avg)	7-37.7	6-43.0
Fumbles-Lost	0-0	2-1
Penalties-Yards	7-45	4-50
Possession Time	28:56	31:04
Third-Down Conversions	1 of 15	8 of 19
Fourth-Down Conversions	1 of 2	0 of 1
Red-Zone Scores-Chances	4-4	6-6

Elon	No.	Gain	Loss	Net	TD	Lg	Avg
Rushing							
Malcolm Summers	20	196	10	186	1	59	9.3
De'Sean McNair	12	23	2	21	1	5	1.8
Brelynd Cyphers	2	6	0	6	0	4	3.0
Davis Cheek	4	7	5	2	0	6	0.5
Passing							
C-A-I							
Davis Cheek	16	32	0	286	1	51	1
Receiving							
No.	Yards	TD	Long				
Corey Joyner	4	109	0	51			
De'Sean McNair	4	61	0	33			
Kortez Weeks	2	23	0	12			
Avery Jones	2	20	1	15			
Punting							
No.	Yds	Avg	Long	In20	TB		
Hunter Stephenson	7	264	37.7	45	1	0	
Punt Returns							
No.	Yards	TD	Long				
D'Angelo Amos	3	41	0	27			
Kick Returns							
No.	Yards	TD	Long				
Jawon Hamilton	3	59	0	32			
Trai Sharp	1	22	0	22			
Tackles							
UA-A	Total	Sacks	TFL				
Zack Monson	7-5	12	1.5	2.0			
Greg Liggs, Jr.	7-3	10	0.0	0.0			
Efrim Borders	3-5	8	0.0	0.5			

James Madison	No.	Gain	Loss	Net	TD	Lg	Avg
Rushing							
Trai Sharp	9	36	3	33	1	10	3.7
Cardon Johnson	9	34	2	32	0	10	3.6
Marcus Marshall	10	28	4	24	0	16	2.4
Kyndel Dean	1	12	0	12	0	12	12.0
Passing							
C-A-I							
Ben DiNucci	24	41	1	316	1	47	5
Receiving							
No.	Yards	TD	Long				
Riley Stapleton	7	99	1	47			
Kyndel Dean	6	96	0	39			
Trai Sharp	3	35	0	20			
David Eldridge	2	33	0	33			
Punting							
No.	Yds	Avg	Long	In20	TB		
Harry O'Kelly	6	258	43.0	58	2	0	
Punt Returns							
No.	Yards	TD	Long				
D'Angelo Amos	3	41	0	27			
Kick Returns							
No.	Yards	TD	Long				
Jawon Hamilton	3	59	0	32			
Trai Sharp	1	22	0	22			
Tackles							
UA-A	Total	Sacks	TFL				
Dimitri Holloway	5-7	12	0.0	0.5			
D'Angelo Amos	5-4	9	0.0	1.0			
KeShaun Moore	3-3	6	1.0	1.5			

Qtr	Time	Scoring Play	V-H
1st	00:49	JMU - Ethan Ratke 35 yd field goal, 8-55 2:13	0 - 3
2nd	11:05	JMU - Ethan Ratke 32 yd field goal, 9-39 3:30	0 - 6
	05:26	JMU - Ethan Ratke 39 yd field goal, 9-44 4:10	0 - 9
	04:37	ELON - De'Sean McNair 1 yd run (Skyer Davis kick), 3-75 0:49	7 - 9
3rd	10:50	ELON - Skyer Davis 30 yd field goal, 10-62 4:10	10 - 9
	06:25	JMU - Ethan Ratke 35 yd field goal, 12-63 4:17	10 - 12
	12:57	ELON - Skyer Davis 33 yd field goal, 7-62 2:37	13 - 12
	11:26	ELON - Malcolm Summers 59 yd run (Skyer Davis kick), 2-62 0:42	20 - 12
	09:38	JMU - Trai Sharp 6 yd run (Ben DiNucci pass failed), 4-55 1:41	20 - 18
	07:22	JMU - Riley Stapleton 10 yd pass from Ben DiNucci (Ben DiNucci pass failed), 3-55 0:52	20 - 24
	01:17	ELON - Avery Jones 15 yd pass from Davis Cheek (Skyer Davis kick), 10-74 2:59	27 - 24

2018 Season in Review

Game 7: JMU 37, Villanova 0

	1	2	3	4	Score
James Madison	10	6	14	7	37
Villanova	0	0	0	0	0

Oct. 13, 2018 | Villanova Stadium | Villanova, Pa. | Attendance: 5,219

SCORING SUMMARY

1st	10:15	JMU	Ratke 31 yd field goal	
			11 plays, 52 yards, TOP 3:33	3-0
	02:20	JMU	Marshall 2 yd run (Ratke kick)	
			13 plays, 69 yards, TOP 4:57	10-0
2nd	05:14	JMU	Ratke 32 yd field goal	
			10 plays, 49 yards, TOP 3:52	13-0
	00:12	JMU	Ratke 31 yd field goal	
			6 plays, 24 yards, TOP 0:47	16-0
3rd	07:46	JMU	Amos 89 yd punt return (Ratke kick)	
				23-0
	05:36	JMU	Amos 81 yd punt return (Ratke kick)	
				30-0
4th	00:35	JMU	DiNucci 1 yd run (Ratke kick)	
			12 plays, 70 yards, TOP 5:54	37-0

Dukes Dominate All Three Phases in Shutout Win at 'Nova

VILLANOVA, Pa. - Sixth-ranked James Madison used two punt return touchdowns from redshirt sophomore D'Angelo Amos and its second four-quarter shutout of the season to race past Villanova 37-0 in Colonial Athletic Association Football action on Saturday afternoon at Villanova Stadium.

JMU improves to 5-2 on the year and 3-1 in CAA play, while Villanova falls to 3-4 and 0-4. It was the second-largest victory against the Wildcats and the second time JMU has shutout VU, joining a 17-0 win on the road in 2004. It also marked JMU's fourth straight win in the series.

It was JMU's 13th straight true road win against a Football Championship Sub-division opponent.

QUICK SUMMARY

- Amos tied JMU single-season records for punt return touchdowns (2), longest punt return (89) and total punt return yards (183), as he matched JMU Hall of Famer Gary Clark, who accomplished each of these stat lines back on Sept. 17, 1983 at Virginia.
- Redshirt sophomore receiver Jake Brown hauled in a career-high eight receptions for 72 yards, while redshirt junior Riley Stapleton and redshirt freshman Kyndel Dean each tallied three catches on the afternoon.
- Redshirt junior quarterback Ben DiNucci was 21-of-31 for 171 passing yards while also scoring a one-yard rushing touchdown late in the fourth quarter.
- On the ground, senior running back Trai Sharp rushed for 62 yards and graduate running back Cardon Johnson added 46.
- For the third time in the last four weeks, redshirt sophomore kicker Ethan Ratke converted at least three field goals, going 3-for-3, as he's now tied for fourth in JMU single-season history with 14. It also matches his 2017 total and he's one shy of tying the single-season mark.
- JMU's defense registered season highs of 13.0 tackles for loss and 6.0 sacks, as the Dukes held Villanova to 157 total yards. VU also went 0-for-2 on fourth down and JMU forced five three-and-outs.
- Redshirt senior corner Jimmy Moreland was active both defensively and on special teams, as he had a strip sack, which was recovered by JMU and blocked a punt – the sixth of his career and first since 2014.
- Sophomore defensive lineman Mike Greene made five tackles, including 2.5 for loss and was one of six JMU players to make a sack in the win.
- Redshirt sophomore defensive lineman Adeeb Atariwa had 2.0 tackles for loss and a sack, and redshirt junior linebacker Dimitri Holloway tied for game-high honors with nine tackles and 2.0 for loss. Junior safety Adam Smith also made nine total stops, including seven solo.

D'ANGELO'S HOUSE

- D'Angelo Amos accomplished three things in the punt-return game that only a former JMU star and Super Bowl champion had done before for the program – and that man is Gary Clark.
- Amos took back-to-back punt returns to the house for scored over a span of 2:10 in the third quarter.
- His first was from 89 yards, tying for the longest punt return in school history. His second went for 81 yards, as he now has three punt return touchdowns this season and four for his career.
- His 89 yarder surpassed his former career long of 76, in which he achieved week two at Norfolk State.
- He tallied 183 punt return yards over his three returns, matching Clark's total from the 1983 game at Virginia.

OTHER GAME NOTES

- JMU converted on all five red-zone opportunities, with three Ratke field goals and a pair of rushing touchdowns.
- For the game, JMU out-gained Villanova 302-157, which included limiting the hosts to 94 passing yards and 63 rushing yards (1.5 per carry).
- The Dukes were 9-of-17 on third down, while Villanova was held to a 6-of-16 conversion rate.
- JMU also committed just one penalty.



Quickie Statistics (Final) #6 James Madison vs Villanova (Oct 13, 2018 at Villanova, Pa.)

	JMU	VU
Score	37	0
FIRST DOWNS	19	11
RUSHES-YARDS (NET)	38-131	41-63
PASSING YDS (NET)	171	94
Passes Att-Comp-Int	32-21-1	18-11-0
TOTAL OFFENSE PLAYS-YARDS	70-302	59-157
Fumble Returns-Yards	0-0	0-0
Punt Returns-Yards	4-188	0-0
Kickoff Returns-Yards	0-0	1-11
Interception Returns-Yards	0-0	1-10
Punts (Number-Avg)	4-28.2	8-40.1
Fumbles-Lost	0-0	1-1
Penalties-Yards	1-13	4-40
Possession Time	30:04	29:56
Third-Down Conversions	9 of 17	6 of 16
Fourth-Down Conversions	0 of 0	0 of 2
Red-Zone Scores-Chances	5-5	0-1

James Madison	No.	Gain	Loss	Net	TD	Lg	Avg
Trai Sharp	14	64	2	62	0	12	4.4
Cardon Johnson	12	46	0	46	0	15	3.8
Ben DiNucci	7	24	8	16	1	12	2.3
Marcus Marshall	4	6	0	6	1	3	1.5

Passing	C-A-I	Yds	TD	Long	Sack
Ben DiNucci	21-31-1	171	0	16	1
Team	0-1-0	0	0	0	0

Receiving	No.	Yards	TD	Long
Jake Brown	8	72	0	16
Riley Stapleton	3	40	0	15
Kyndel Dean	3	23	0	8
Dylan Stapleton	2	8	0	8

Punting	No.	Yds	Avg	Long	In20	TB
Harry O'Kelly	3	96	32.0	39	1	0
Ben DiNucci	1	17	17.0	17	1	0

Punt Returns	No.	Yards	TD	Long
D'Angelo Amos	3	183	2	89
Jimmy Moreland	1	5	0	0

Kick Returns	No.	Yards	TD	Long
Team	0	0	0	0

Tackles	UA-A	Total	Sacks	TFL
Adam Smith	7-2	9	0.0	0.0
Dimitri Holloway	6-3	9	0.0	2.0
Landon Word	4-2	6	0.0	1.0
Mike Greene	3-2	5	1.0	2.5

Villanova	No.	Gain	Loss	Net	TD	Lg	Avg
Forbes, A.	16	52	7	45	0	13	2.8
Covington, J.	5	18	3	15	0	9	3.0
McClenton, J.	1	10	0	10	0	10	10.0
Gudzak, M.	3	5	1	4	0	4	1.3

Passing	C-A-I	Yds	TD	Long	Sack
Scheltchik, J.	7-13-0	71	0	22	3
DaSilva, A.	4-5-0	23	0	17	3

Receiving	No.	Yards	TD	Long
McClenton, J.	3	35	0	17
Bingellis, S.	2	29	0	22
Chadbourne, B.	1	15	0	15
Jones, J.	1	8	0	8

Punting	No.	Yds	Avg	Long	In20	TB
Fondacaro, N.	7	321	45.9	57	1	1
TEAM	1	0	0.0	0	0	0

Punt Returns	No.	Yards	TD	Long
Boykin, D.	1	11	0	11

Kick Returns	No.	Yards	TD	Long
TEAM	0	0	0	0

Tackles	UA-A	Total	Sacks	TFL
Amos, J.	7-2	9	0.0	0.5
Hunter, K.	6-2	8	0.0	0.0
Rolle, R.	6-1	7	0.0	0.0
Trent, E.	5-2	7	0.0	0.0

Qtr	Time	Scoring Play	V-H
1st	10:15	JMU - Ethan Ratke 31 yd field goal, 11-52 3:33	3 - 0
	02:20	JMU - Marcus Marshall 2 yd run (Ethan Ratke kick), 13-69 4:57	10 - 0
2nd	05:14	JMU - Ethan Ratke 32 yd field goal, 10-49 3:52	13 - 0
	00:12	JMU - Ethan Ratke 31 yd field goal, 6-24 0:47	16 - 0
3rd	07:46	JMU - D'Angelo Amos 89 yd punt return (Ethan Ratke kick)	23 - 0
	05:36	JMU - D'Angelo Amos 81 yd punt return (Ethan Ratke kick)	30 - 0
4th	00:35	JMU - Ben DiNucci 1 yd run (Ethan Ratke kick), 12-70 5:54	37 - 0

2018 Season in Review

Game 8: JMU 13, Stony Brook 10

	1	2	3	4	Score
Stony Brook	0	10	0	0	10
James Madison	7	0	0	6	13

Oct. 27, 2018 | Bridgeforth Stadium | Harrisonburg, Va. | Attendance: 25,244

SCORING SUMMARY

1st	01:47	JMU	Dean 15 yd pass from DiNucci (Gray kick)	
			11 plays, 82 yards, TOP 5:19	7-0
2nd	10:14	SBU	Liotine 30 yd run (Lucansky kick)	
			3 plays, 40 yards, TOP 1:14	7-7
	00:04	SBU	Lucansky 37 yd field goal	
			5 plays, 26 yards, TOP 0:29	7-10
4th	13:51	JMU	Gray 41 yd field goal	
			5 plays, 25 yards, TOP 1:39	10-10
	08:56	JMU	Gray 24 yd field goal	
			9 plays, 56 yards, TOP 3:19	13-10

Stout Defense Leads #3 JMU to 13-10 Win vs. #15 Stony Brook

NORFOLK, Va. - Third-ranked James Madison shut out 15th-ranked Stony Brook in the second half and used one final defensive stand in the last two minutes to secure a 13-10 Colonial Athletic Association Football victory on Saturday evening at Bridgeforth Stadium/Zane Showker Field.

Leading 13-10 with 2:06 to play, Stony Brook converted twice on fourth down to keep the drive alive, reaching the JMU 33-yard line with two seconds remaining. The Dukes were able to hold on as Alex Lucansky's 51-yard field goal fell short to put the Dukes in a four-way tie atop the CAA standings.

With the win, JMU improves to 6-2 overall and 4-1 in CAA play, while the Seawolves fall to 6-3 and 4-2.

QUICK SUMMARY

- JMU limited Stony Brook to 120 yards in the second half over its seven drives.
- Five of SBU's seven second-half possessions resulted in punts, as the Seawolves were only 1-of-8 on third down. Another drive resulted in a tipped pass that produced a Landan Word interception and the final drive ended with the missed kick as time expired.
- Dimitri Holloway set a new career high with 18 tackles, to go with 2.0 tackles for loss.
- Landan Word turned in a career-best 10 tackles, including one for a loss and his first career interception. Wayne Davis also tallied career highs of six solo tackles and two tackles for a loss, to go with his first career sack.
- Adam Smith added six stops and intercepted a first-quarter pass, the second of his career, and Jimmy Moreland had five tackles and two pass breakups.
- Offensively, Ben DiNucci threw for 140 yards and a touchdown. Kyndel Dean had four catches for 45 yards and a first-quarter touchdown, and Jake Brown also added for catches for 30 yards.
- Cardon Johnson led the ground attack with 60 rushing yards, including a long of 23.
- Despite being out-gained 305-243 on the afternoon, JMU held the CAA's top-rushing offense to only 113 yards, which is over 100 yards below Stony Brook's season average.
- SBU's Joe Carbone threw for 192 yards and two interceptions. Donald Liotine ran for 71 yards and a score and Jordan Gowins, who entered the week as the CAA's leading rusher, ran for just 54.

BALL HAWKS

- JMU intercepted two Joe Carbone passes, including one on Stony Brook's first possession.
- With the Seawolves driving, Adam Smith corralled his second career pick inside the 10, which set up JMU's first scoring drive.
- In the third, Mike Greene tipped a pass at the line of scrimmage and Landan Word came down with it for his first career interception.



Quickie Statistics (Final) #15 Stony Brook vs #3 James Madison (Oct 27, 2018 at Harrisonburg, Va.)

	SBU	JMU
Score	10	13
FIRST DOWNS	18	17
RUSHES-YARDS (NET)	34-113	41-103
PASSING YDS (NET)	192	140
Passes Att-Comp-Int	37-19-2	25-16-0
TOTAL OFFENSE PLAYS-YARDS	71-305	66-243
Fumble Returns-Yards	0-0	0-0
Punt Returns-Yards	1--6	2-14
Kickoff Returns-Yards	1-19	1-8
Interception Returns-Yards	0-0	2-12
Punts (Number-Avg)	9-36.7	9-36.6
Fumbles-Lost	0-0	1-1
Penalties-Yards	7-55	2-20
Possession Time	29:51	30:09
Third-Down Conversions	3 of 15	4 of 15
Fourth-Down Conversions	2 of 2	0 of 0
Red-Zone Scores-Chances	1-1	2-2

Stony Brook	James Madison
Rushing	Rushing
No. Gain Loss Net TD Lg Avg	No. Gain Loss Net TD Lg Avg
Donald Liotine 19 75 4 71 1 30 3.7	Cardon Johnson 16 64 4 60 0 23 3.8
Jordan Gowins 12 57 3 54 0 23 4.5	Marcus Marshall 9 34 8 26 0 17 2.9
Tyquell Fields 1 0 0 0 0 0 0.0	Trai Sharp 8 29 5 24 0 9 3.0
Joe Carbone 2 0 12 -12 0 0 -6.0	Kyndel Dean 1 10 0 10 0 10 10.0
Passing	Passing
C-A-I Yds TD Long Sack	C-A-I Yds TD Long Sack
Joe Carbone 19-37-2 192 0 28 1	Ben DiNucci 16-25-0 140 1 31 3
Receiving	Receiving
No. Yards TD Long	No. Yards TD Long
Julius Wingate 8 69 0 20	Kyndel Dean 4 45 1 18
Cal Daniels 4 49 0 19	Jake Brown 4 30 0 12
Marshall Ellick 3 43 0 28	Dylan Stapleton 2 34 0 31
Donald Liotine 3 25 0 17	Riley Stapleton 2 11 0 7
Punting	Punting
No. Yds Avg Long In20 TB	No. Yds Avg Long In20 TB
Marc Nolan 5 190 38.0 48 0 0	Harry O'Kelly 9 329 36.6 44 3 1
Mitchell Wright 4 140 35.0 51 1 0	
Punt Returns	Punt Returns
No. Yards TD Long	No. Yards TD Long
Tadarrian Luster 1 -6 0 0	D'Angelo Amos 2 14 0 14
Kick Returns	Kick Returns
No. Yards TD Long	No. Yards TD Long
TJ Morrison 1 19 0 19	Bryce Maginley 1 8 0 8
Tackles	Tackles
UA-A Total Sacks TFL	UA-A Total Sacks TFL
Shayne Lawless 8-2 10 1.0 2.5	Dimitri Holloway 4-14 18 0.0 2.0
John Haggart 5-5 10 0.0 0.5	Landan Word 3-7 10 0.0 1.0
Noah McGinty 4-5 9 0.0 0.5	Wayne Davis 6-0 6 1.0 2.0
Augie Contressa 6-2 8 1.0 1.0	Adam Smith 3-3 6 0.0 0.0
Qtr Time Scoring Play	V-H
1st 01:47 JMU - Kyndel Dean 15 yd pass from Ben DiNucci (Tyler Gray kick), 11-82 5:19	0 - 7
2nd 10:14 SBU - Donald Liotine 30 yd run (Alex Lucansky kick), 3-40 1:14	7 - 7
00:04 SBU - Alex Lucansky 37 yd field goal, 5-26 0:29	10 - 7
4th 13:51 JMU - Tyler Gray 41 yd field goal, 5-25 1:39	10 - 10
08:56 JMU - Tyler Gray 24 yd field goal, 9-56 3:19	10 - 13

2018 Season in Review

Game 9: New Hampshire 35, JMU 24

	1	2	3	4	Score
James Madison	3	0	7	14	24
New Hampshire	14	7	7	7	35

Nov. 3, 2018 | Wildcat Stadium | Durham, N.H. | Attendance: 7,741

SCORING SUMMARY

1st	12:11	UNH	Presley 29 yd pass from Knight (Hughes kick)	
			3 plays, 41 yards, TOP 1:04	0-7
	10:53	UNH	Ellison 44 yd interception (Hughes kick)	
				0-14
	08:30	JMU	Gray 34 yd field goal	
			7 plays, 28 yards, TOP 2:13	3-14
2nd	10:30	UNH	Horn 75 yd interception (Hughes kick)	
				3-21
3rd	11:06	UNH	Coyne 23 yd pass from Knight (Hughes kick)	
			7 plays, 75 yards, TOP 3:54	3-28
	07:45	JMU	Ca. Johnson 1 yd run (Gray kick)	
			9 plays, 65 yards, TOP 3:21	10-28
4th	12:08	UNH	Knight 75 yd run (Hughes kick)	
			2 plays, 75 yards, TOP 0:53	10-35
	09:21	JMU	Sharp 2 yd run (Gray kick)	
			8 plays, 75 yards, TOP 2:47	17-35
	01:31	JMU	Co. Johnson 2 yd run (Gray kick)	
			11 plays, 73 yards, TOP 2:51	24-35

Dukes Drop Road Contest at New Hampshire

RALEIGH, N.C. - New Hampshire forced six turnovers, returning two first-half interceptions for a touchdown and third-ranked James Madison was unable to overcome the deficit, falling 35-24 on Saturday afternoon at Wildcat Stadium.

The Wildcats won for the second straight week, improving to 3-6 overall and 2-4 in Colonial Athletic Association play, while the Dukes fell to 6-3 and 4-2. The loss snapped JMU's 13-game win streak in true road games against FCS opponents, as well as its 11-game win streak in CAA road matchups.

QUICK SUMMARY

- JMU threw a season-high four interceptions, allowing multiple defensive touchdowns for the first time since 2002.
- JMU out-gained UNH 486-315, but the Wildcats had a plus-six turnover margin, producing four picks and two fumble recoveries.
- JMU did outscore the Wildcats 21-14 in the second half, including 14-0 over the final 9:21.
- UNH's Trevor Knight passed for 181 yards and two touchdowns while rushing for 76 yards and one score to lead the offense.
- The Wildcats scored two of their three first-half touchdowns on a pick-six. Rick Ellison had a 44-yard interception for a touchdown just over four minutes into the game, and Evan Horn had a 75-yard score early in the second to give UNH a 21-3 lead.
- Junior quarterback Cole Johnson was 31-of-48 for a career-high 398 yards, as he replaced junior Ben DiNucci in the first quarter.
- Johnson's passing total was the third highest in school history, trailing only Vad Lee's 433 and 406 back in 2014. He also added a fourth-quarter rushing touchdown.
- Redshirt junior receiver Riley Stapleton made a game-high eight catches for 116 yards, redshirt freshman Kyndel Dean tied his career high with six receptions for 77 yards and senior David Eldridge had four grabs for a season-best 84 yards.
- JMU's running backs found the end zone twice in the second half, as graduate Cardon Johnson scored from a yard out in the third and senior Trai Sharp added a two-yard score in the fourth.
- Defensively, JMU was led by redshirt junior linebacker Dimitri Holloway, who had 11 tackles and one for loss. Junior defensive lineman John Daka added eight tackles and a sack.



Quickie Statistics (Final) #3 James Madison vs New Hampshire (Nov. 3, 2018 at Durham, N.H.)

	JMU	UNH
Score	24	35
FIRST DOWNS	27	14
RUSHES-YARDS (NET)	37-64	37-134
PASSING YDS (NET)	422	181
Passes Att-Comp-Int	50-32-4	21-14-0
TOTAL OFFENSE PLAYS-YARDS	87-486	58-315
Fumble Returns-Yards	0-0	0-0
Punt Returns-Yards	2-21	0-0
Kickoff Returns-Yards	3-92	1-12
Interception Returns-Yards	0-0	4-142
Punts (Number-Avg)	3-36.3	6-40.2
Fumbles-Lost	2-2	0-0
Penalties-Yards	5-45	3-20
Possession Time	29:59	30:01
Third-Down Conversions	7 of 17	6 of 14
Fourth-Down Conversions	2 of 2	0 of 1
Red-Zone Scores-Chances	4-5	0-1

James Madison	New Hampshire
Rushing	Rushing
Cardon Johnson 11 27 0 27 1 5 2.5	Knight, Trevor 6 89 13 76 1 75 12.7
Trai Sharp 8 27 3 24 1 13 3.0	Washington, C. 14 37 3 34 0 9 2.4
Percy Agyei-Obese 2 21 0 21 0 13 10.5	Gray, Evan 15 32 2 30 0 6 2.0
Harry O'Kelly 1 7 0 7 0 7 7.0	TEAM 1 0 1 -1 0 0 -1.0
Passing	Passing
Cole Johnson 31-48-3 398 0 35 4	Knight, Trevor 14-21-0 181 2 29 3
Ben DiNucci 1-2-1 24 0 24 1	
Receiving	Receiving
Riley Stapleton 8 116 0 24	Presley, Kieran 3 52 1 23
Kyndel Dean 6 77 0 22	Coyne, Sean 3 30 1 23
David Eldridge 4 84 0 35	Washington, C. 3 28 0 17
Percy Agyei-Obese 3 47 0 29	Malone-Woods, J. 2 39 0 26
Punting	Punting
Harry O'Kelly 3 109 36.3 53 1 0	Sanborn, Drew 6 241 40.2 55 1 0
Punt Returns	Punt Returns
D'Angelo Amos 2 21 0 16	
Kick Returns	Kick Returns
Jawon Hamilton 2 76 0 49	Bryant, Trevon 1 12 0 12
Percy Agyei-Obese 1 16 0 16	
Tackles	Tackles
Dimitri Holloway 4-7 11 0.0 1.0	Lacey, Pop 6-5 11 0.0 0.0
John Daka 1-7 8 1.0 1.5	Dean, Quinlen 4-4 8 2.0 2.0
Landon Word 5-2 7 1.0 1.0	Balsamo, Michael 3-5 8 0.0 0.0
Ron'Dell Carter 1-5 6 1.0 1.5	Ellison, Rick 7-0 7 0.0 1.0

Qtr	Time	Scoring Play	V-H
1st	12:11	UNH - Presley, Kieran 29 yd pass from Knight, Trevor (Hughes, Jason kick), 3-41 1:04	0 - 7
	10:53	UNH - Ellison, Rick 44 yd interception return (Hughes, Jason kick)	0 - 14
	08:30	JMU - Tyler Gray 34 yd field goal, 7-28 2:13	3 - 14
2nd	10:30	UNH - Horn, Evan 75 yd interception return (Hughes, Jason kick)	3 - 21
	11:06	UNH - Coyne, Sean 23 yd pass from Knight, Trevor (Hughes, Jason kick), 7-75 3:54	3 - 28
	07:45	JMU - Cardon Johnson 1 yd run (Tyler Gray kick), 9-65 3:21	10 - 28
	12:08	UNH - Knight, Trevor 75 yd run (Hughes, Jason kick), 2-75 0:53	10 - 35
4th	09:21	JMU - Trai Sharp 2 yd run (Tyler Gray kick), 8-75 2:47	17 - 35
	01:31	JMU - Cole Johnson 2 yd run (Tyler Gray kick), 11-73 2:51	24 - 35

2018 Season in Review

Game 10: JMU 48, Rhode Island 31

	1	2	3	4	Score
Rhode Island	7	7	10	7	31
James Madison	14	13	7	14	48

Nov. 10, 2018 | Bridgeforth Stadium | Harrisonburg, Va. | Attendance: 24,199

SCORING SUMMARY

1st	12:11	URI	Beauvais 14 yd pass from Lawson (Carrick kick)	
			8 plays, 75 yards, TOP 2:49	0-7
	08:46	JMU	R. Stapleton 10 yd pass from DiNucci (Gray kick)	
			8 plays, 74 yards, TOP 3:13	7-7
	03:54	JMU	Cullen 3 yd pass from DiNucci (Gray kick)	
			7 plays, 50 yards, TOP 2:46	14-7
2nd	14:56	JMU	R. Stapleton 8 yd pass from DiNucci (Gray kick)	
			9 plays, 59 yards, TOP 2:55	21-7
	05:27	URI	Lawson 1 yd run (Carrick kick)	
			12 plays, 75 yards, TOP 5:48	21-14
	01:08	JMU	Gray 36 yd field goal	
			11 plays, 63 yards, TOP 4:13	24-14
	00:00	JMU	Gray 25 yd field goal	
			3 plays, 2 yards, TOP 0:13	27-14
3rd	09:53	URI	Carrick 38 yd field goal	
			9 plays, 19 yards, TOP 4:02	27-17
	08:48	JMU	Johnson 14 yd run (Gray kick)	
			3 plays, 65 yards, TOP 1:05	34-17
	01:57	URI	Beauvais 6 yd pass from Lawson (Carrick kick)	
			12 plays, 71 yards, TOP 6:45	34-24
4th	10:46	JMU	DiNucci 1 yd run (Gray kick)	
			8 plays, 66 yards, TOP 3:32	41-24
	07:25	URI	Beauvais 12 yd pass from Lawson (Carrick kick)	
			6 plays, 67 yards, TOP 3:14	41-31
	04:28	JMU	Dean 15 yd pass from DiNucci (Gray kick)	
			2 plays, 15 yards, TOP 0:43	48-31

Dukes Win Slugfest on Senior Day Against Rhode Island

HARRISONBURG, Va. - Behind a five-touchdown performance by redshirt junior quarterback Ben DiNucci, ninth-ranked James Madison outlasted Rhode Island for a 48-31 Colonial Athletic Association Football victory on Saturday afternoon at Bridgeforth Stadium/Zane Showker Field.

The Dukes improve to 7-3 on the year and 5-2 in CAA play while the Rams fell to 5-5 and 3-4. It also marked JMU's ninth straight win over URI in the series.

QUICK SUMMARY

- JMU scored three straight touchdowns to bridge the first and second quarters and added two late field goals in the first half to grab a 27-14 lead at the break.
- URI and JMU traded scores all through the second half and the Rams never drew closer than 10 down the stretch.
- DiNucci was 18-of-25 for 227 passing yards and a career-high four touchdowns, to go with a pair of interceptions. He also rushed for 44 yards and a score, marking his second career game with five total touchdowns.
- The Dukes rushed for 192 yards, averaging 4.5 yards per rush. Seniors Cardon Johnson and Trai Sharp led the way with 73 and 62 rushing yards, respectively. Johnson added a third-quarter touchdown to move into 10th place all-time in career rushing touchdowns.
- Three Dukes had at least four receptions, led by redshirt freshman Kyndel Dean, who had a JMU-best five catches for 86 yards and a touchdown.
- Redshirt junior Riley Stapleton tallied four receptions for 35 yards and two touchdowns, while redshirt sophomore Jake Brown made four grabs for 55 yards.
- Defensively, JMU was led by junior linebacker Landan Word, who made a game-high 10 tackles, matching his career best. Redshirt junior Ron'Dell Carter and redshirt senior Darrious Carter each made 1.5 sacks, and junior John Daka added a sack of his own in the win.
- Redshirt senior corner Jimmy Moreland picked off his fifth pass of the season to tie himself atop the CAA leaders in the interceptions department.
- URI was led by JaJuan Lawson, who passed for 255 yards and three touchdowns, with Marvin Beauvais reeling in all three passing scores.

MEMORIES MADE AT BRIDGEFORTH

- Saturday marked the final regular-season home game for JMU's 11 seniors, as the group won for the 44th time in 52 games. The JMU seniors have gone 26-3 over the past four seasons at Bridgeforth Stadium.
- Tabb Patrick was commissioned into the Army during halftime of Saturday's game and later made his first career fumble recovery in the second half on special teams.
- After the win, senior kicker Tyler Gray stood at midfield, surrounded by his teammates, and proposed to his girlfriend Abby.



Quickie Statistics (Final) Rhode Island vs #9 James Madison (Nov 10, 2018 at Harrisonburg, Va.)

											URI		JMU													
Score											31		48													
FIRST DOWNS											23		24													
RUSHES-YARDS (NET)											35-90		43-192													
PASSING YDS (NET)											255		227													
Passes Att-Comp-Int											37-22-1		25-18-2													
TOTAL OFFENSE PLAYS-YARDS											72-345		68-419													
Fumble Returns-Yards											0-0		0-0													
Punt Returns-Yards											1-0		1-17													
Kickoff Returns-Yards											3-50		4-66													
Interception Returns-Yards											2-14		1-45													
Punts (Number-Avg)											3-33.3		2-41.0													
Fumbles-Lost											2-1		1-0													
Penalties-Yards											9-94		6-80													
Possession Time											31:45		28:15													
Third-Down Conversions											7 of 15		7 of 12													
Fourth-Down Conversions											1 of 3		0 of 0													
Red-Zone Scores-Chances											5-5		8-9													
Rhode Island											James Madison															
Rushing											No.		Gain		Loss		Net		TD		Lg		Avg			
Lorenzo Bryant											13		49		0		49		0		7		3.8			
JaJuan Lawson											16		64		35		29		1		16		1.8			
Naim Jones											6		12		0		12		0		3		2.0			
Passing											C-A-I		Yds		TD		Long		Sack							
JaJuan Lawson											22-37-1		255		3		36		4							
Receiving											No.		Yards		TD		Long									
Aaron Parker											7		99		0		36									
Marven Beauvais											7		74		3		16									
Tyler Burke											5		66		0		29									
Lorenzo Bryant											2		10		0		6									
Punting											No.		Yds		Avg		Long		In20		TB					
Anthony Garro											3		100		33.3		39		0		0					
Punt Returns											No.		Yards		TD		Long									
Ivory Frimpong											1		0		0		0									
Kick Returns											No.		Yards		TD		Long									
Ahmere Dorsey											3		50		0		22									
Tackles											UA-A		Total		Sacks		TFL									
D.J. Stewart											6-3		9		0.0		0.0									
Justin Hogan											5-2		7		0.0		0.0									

2018 Season in Review

Game 11: JMU 38, Towson 17

	1	2	3	4	Score
James Madison	7	17	7	7	38
Towson	7	3	0	7	17

Nov. 17, 2018 | Uitas Stadium | Towson, Md. | Attendance: 7,208

SCORING SUMMARY

1st	08:27	JMU	Johnson 76 yd run (Gray kick)	
			3 plays, 87 yards, TOP 0:52	7-0
	05:01	TOW	Leatherbury 2 yd pass from Flacco (O'Neill kick)	
			9 plays, 81 yards, TOP 3:21	7-7
2nd	14:58	TOW	O'Neill 26 yd field goal	
			8 plays, 85 yards, TOP 2:42	7-10
	11:41	JMU	DiNucci 9 yd run (Gray kick)	
			9 plays, 97 yards, TOP 3:06	14-10
	04:51	JMU	DiNucci 1 yd run (Gray kick)	
			10 plays, 88 yards, TOP 4:00	21-10
	00:00	JMU	Gray 37 yd field goal	
			5 plays, 41 yards, TOP 0:50	24-10
3rd	01:22	JMU	Sharp 15 yd run (Gray kick)	
			8 plays, 78 yards, TOP 2:40	31-10
4th	04:12	JMU	DiNucci 10 yd run (Gray kick)	
			8 plays, 94 yards, TOP 4:12	38-10
	01:07	TOW	Allen 26 yd pass from Flacco (O'Neill kick)	
			10 plays, 75 yards, TOP 3:05	38-17

Strong Rushing Attack Powers JMU to 38-17 Win at Towson

TOWSON, Md. - Seventh-ranked James Madison rushed for a season-high 395 yards as a team and the defense shut down No. 15 Towson over the final three quarters to earn a 38-17 Colonial Athletic Association Football victory on Saturday afternoon at Johnny Uitas Stadium.

The Dukes conclude the regular season with an 8-3 record and finish second in the CAA standings with a 6-2 conference mark. The Tigers fall to 7-4 and 5-3 with the defeat.

QUICK SUMMARY

- JMU produced a trio of 100-yard rushers in the win, led by graduate Cardon Johnson, who notched a game-high 162 yards on 13 carries (12.5 avg.), which included a season-long 76-yard touchdown in the first.
- Senior Trai Sharp ran for 107 yards and score with a long of 40. He averaged 7.1 yards on 15 carries.
- Redshirt junior Ben DiNucci accounted for 285 yards of total offense in the win. He was 15-of-22 for 181 passing yards while also rushing for 104 yards and three touchdowns, marking his first career 100-yard game. The three rushing scores were also a career best.
- On the receiving end, redshirt sophomore Jake Brown led the team with six catches for 41 yards, and redshirt freshman Kyndel Dean had three grabs for 56.
- Defensively, redshirt junior Dimitri Holloway led the way with a game-high 14 tackles, the second-highest tackle total for him this season. Junior Landan Word turned a career-high 11 tackles, including 1.5 for loss and a sack.
- JMU forced four sacks as a team, as junior John Daka registered a career-high two sacks and a forced fumble. Redshirt junior Ron'Dell Carter also had a sack to up his season total to 7.5, leading all JMU defenders during the regular season.
- The Dukes also had a season-best seven pass breakups, led by redshirt senior Jimmy Moreland's two. He also recovered his second career fumble recovery late in the first half.
- Towson's Tom Flacco was 31-of-50 for 372 yards and two touchdowns while leading the team with 52 rushing yards. Shane Leatherbury had a game-best 10 catches for 88 yards and a score and Jabari Allen led all receivers with 135 receiving yards.

THREE OVER 100 FOR JUST THIRD TIME EVER

- JMU achieved a feat it had only done twice before in program history, as three players rushed for over 100 yards in the same game.
- Cardon Johnson (162) turned in his ninth career 100-yard game. Trai Sharp (107) went over the century mark for the fifth time at JMU and Ben DiNucci (104) eclipsed the 100-yard mark for the first time in his career.
- Ironically, back on Sept. 3, 2016 against Morehead State, JMU quarterback Bryan Schor, as well as Sharp and Johnson were the three to earn the mark. Bryan Schor ran for 129 yards in that game, while Sharp and Johnson added 110 and 104, respectively.
- The first occurrence came in the 2015 in the opener against Morehead, when Johnson, Vad Lee and Khalid Abdullah achieved the mark.

OTHER GAME NOTES

- JMU out-gained Towson 576-515, marking the Dukes' second-highest yards gained in a game this season.
- The Dukes dominated the run game, with a 395-143 advantage. JMU averaged 8.4 yards per rush while the Tigers were held to 4.2 per carry.
- JMU's kicking and punting units shined Saturday, as Towson's starting field position was its own 18. The Dukes average starting field position was their own 25.
- After allowing 10 points and 207 yards through Towson's first three drives, JMU's defense clamped down, forcing eight straight empty possessions, including a pair of three-and-outs, a fumble and two turnovers on downs.



Quickie Statistics (Final) #7 James Madison vs #15 Towson (Nov 17, 2018 at Towson, Md.)

											JMU	TOWSON
Score											38	17
FIRST DOWNS											23	24
RUSHES-YARDS (NET)											47-395	34-143
PASSING YDS (NET)											181	372
Passes Att-Comp-Int											22-15-0	50-31-0
TOTAL OFFENSE PLAYS-YARDS											69-576	84-515
Fumble Returns-Yards											0-0	0-0
Punt Returns-Yards											1-18	0-0
Kickoff Returns-Yards											3-18	5-46
Interception Returns-Yards											0-0	0-0
Punts (Number-Avg)											5-40.6	6-36.5
Fumbles-Lost											0-0	1-1
Penalties-Lost											4-33	6-45
Possession Time											28:05	31:55
Third-Down Conversions											4 of 10	7 of 18
Fourth-Down Conversions											0 of 0	1 of 3
Red-Zone Scores-Chances											5-6	2-3

James Madison											Towson												
Rushing	No.	Gain	Loss	Net	TD	Lg	Avg					Rushing	No.	Gain	Loss	Net	TD	Lg	Avg				
Cardon Johnson	13	171	9	162	1	76	12.5					Flacco,T.	15	78	26	52	0	50	3.5				
Trai Sharp	15	109	2	107	1	40	7.1					Young,K.	7	49	0	49	0	14	7.0				
Ben DiNucci	14	126	22	104	3	31	7.4					Simpson,S.	10	44	2	42	0	23	4.2				
Percy Agyei-Obese	3	22	0	22	0	11	7.3					Thaenrat,Y.	2	1	1	0	0	1	0.0				
Passing	C-A-I	Yds	TD	Long	Sack						Passing	C-A-I	Yds	TD	Long	Sack							
Ben DiNucci	15-22-0	181	0	40	2						Flacco,T.	31-50-0	372	2	68	4							
Receiving	No.	Yards	TD	Long							Receiving	No.	Yards	TD	Long								
Jake Brown	6	41	0	8							Leatherbury,S.	10	88	1	28								
Kyndel Dean	3	56	0	40							Allen,J.	6	135	1	68								
Trai Sharp	2	29	0	24							Simpson,S.	6	50	0	21								
David Eldridge	2	21	0	18							Clark,C.	4	36	0	13								
Punting	No.	Yds	Avg	Long	In20	TB						Punting	No.	Yds	Avg	Long	In20	TB					
Harry O'Kelly	5	203	40.6	56	4	1						Toomey,P.	6	219	36.5	52	2	0					
Punt Returns	No.	Yards	TD	Long							Punt Returns	No.	Yards	TD	Long								
D'Angelo Amos	1	18	0	18																			
Kick Returns	No.	Yards	TD	Long							Kick Returns	No.	Yards	TD	Long								
Jawon Hamilton	2	17	0	13							Simpson,S.	3	35	0	14								
Trai Sharp	1	1	0	1							Young,K.	2	11	0	12								
Tackles	UA-A	Total	Sacks	TFL							Tackles	UA-A	Total	Sacks	TFL								
Dimitri Holloway	8-6	14	0.0	0.5							Fenner,M.	7-3	10	0.0	0.0								
Landan Word	3-8	11	1.0	1.5							Heyward,R.	6-2	8	0.0	0.5								
Wayne Davis	5-3	8	0.0	0.5							Gay,J.	5-3	8	0.0	0.0								
Adam Smith	5-3	8	0.0	0.0							Paye,K.	3-4	7	0.0	0.5								

Qtr	Time	Scoring Play	V-H
1st	08:27	JMU - Cardon Johnson 76 yd run (Tyler Gray kick), 3-87 0:52	7 - 0
	05:01	TOWSON - Leatherbury, S. 2 yd pass from Flacco, T. (O'Neill, A. kick), 9-81 3:21	7 - 7
2nd	14:58	TOWSON - O'Neill, A. 26 yd field goal, 8-85 2:42	7 - 10
	11:41	JMU - Ben DiNucci 9 yd run (Tyler Gray kick), 9-97 3:06	14 - 10
	04:51	JMU - Ben DiNucci 1 yd run (Tyler Gray kick), 10-88 4:00	21 - 10
	00:00	JMU - Tyler Gray 37 yd field goal, 5-41 0:50	24 - 10
3rd	01:22	JMU - Trai Sharp 15 yd run (Tyler Gray kick), 8-78 2:40	31 - 10
	04:12	JMU - Ben DiNucci 10 yd run (Tyler Gray kick), 8-94 4:12	38 - 10
4th	01:07	TOWSON - Allen, J. 26 yd pass from Flacco, T. (O'Neill, A. kick), 10-75 3:05	38 - 17

2018 Season in Review

Game 12: JMU 20, Delaware 6

	1	2	3	4	Score
Delaware	0	3	3	0	6
James Madison	3	9	8	0	20

Nov. 24, 2018 | Bridgeforth Stadium | Harrisonburg, Va. | Attendance: 7,297

SCORING SUMMARY

1st	01:48	JMU	Ratke 23 yd field goal	
			13 plays, 46 yards, TOP 5:44	3-0
2nd	10:31	JMU	Daka 6 yd safety	
				5-0
	01:58	JMU	Marshall 4 yd run (Ratke kick)	
			3 plays, 18 yards, TOP 1:21	12-0
	00:27	UD	Roth 48 yd field goal	
			8 plays, 44 yards, TOP 1:31	12-3
3rd	09:10	UD	Raggo 37 yd field goal	
			5 plays, 52 yards, TOP 2:22	12-6
	04:09	JMU	Brown 8 yd pass from DiNucci (D. Stapleton pass)	
			13 plays, 75 yards, TOP 5:01	20-6

Defensive Dominance Propels JMU Past Delaware in FCS First Round

HARRISONBURG, Va. - Sixth-ranked James Madison limited Delaware to a pair of field goals and 185 total yards en route to a 20-6 triumph in the first round of the 2018 NCAA FCS Playoffs on Saturday evening at Bridgeforth Stadium/Zane Showker Field.

The Dukes improve to 9-3 on the year after conceding the fewest points in a single playoff game in program history. The Blue Hens season ends at 7-5.

QUICK SUMMARY

- JMU allowed just 69 rushing yards, limiting Delaware to just 2.8 yards per carry. The Blue Hens converted just 2-of-14 on third down and the Dukes registered five sacks and 10 tackles for loss with a pair of interceptions.
- The Dukes dominated the first half defensively, as UD gained just 52 yards of offense with two first downs, grabbing a 12-3 halftime lead.
- In the second half, JMU forced two turnovers on downs and produced a pair of fourth-quarter interceptions to seal the win.
- Jimmy Moreland posted a season-high 10 tackles with 2.5 for loss and a half sack. Landan Word and Dimitri Holloway each had eight stops and 1.5 tackles for loss.
- John Daka tied his career high with 2.0 sacks, while Paris Black and Darrious Carter both added another.
- Charles Tutt recorded his first career interception in the fourth quarter and added a career-high three pass breakups, while Wayne Davis secured the win with a late-game interception, the second of his career.
- Offensively, Ben DiNucci was 23-of-31 for 223 yards and a touchdown.
- Three receivers tallied five catches in the win, as Kyndel Dean had a game-high 64 yards, while Riley Stapleton and Jake Brown each had 43 yards. Brown tacked on his second career touchdown catch in the third quarter and Stapleton's second grab was the 100th of his career.
- Trai Sharp led the game with 42 rushing yards, DiNucci had 29 and Marcus Marshall ran for 28 yards and a score.

OTHER GAME NOTES

- JMU dominated the time of possession, possessing the ball for 37:04, compared to UD's 22:56.
- The Dukes held Delaware to only six yards in the first quarters and the Hens did not achieve a first down until their seventh offensive drive.
- JMU had 23 first downs, compared to 12 for the visitors.
- Ethan Ratke's first-quarter field goal was the 15th of his season, tying him for the JMU single-season record with three other players.
- UD's Pat Kehoe was 13-of-32 for 116 yards and two interceptions. Vinny Papale had 44 receiving yards and Charles Scarff added 36. Troy Reeder paced the UD defense with a game-high 16 tackles.

JMU POSTSEASON NUMBERS

- JMU is now 9-4 all-time at home in the playoffs, including six-straight wins at Bridgeforth.
- Improved to 5-0 vs. CAA teams in the postseason and 2-0 against Delaware in the playoffs
- The six points allowed was the fewest JMU has given up in a playoff game, besting the seven points allowed in the 2017 Second Round against Stony Brook and in the 2016 Quarterfinals versus Sam Houston State.



Quickie Statistics (Final) #21 Delaware vs #6 James Madison (Nov 24, 2018 at Harrisonburg, Va.)

											DELAWARE					JMU					
Score											6					20					
FIRST DOWNS											12					23					
RUSHES-YARDS (NET)											25-69					46-93					
PASSING YDS (NET)											116					223					
Passes Att-Comp-Int											32-13-2					31-23-0					
TOTAL OFFENSE PLAYS-YARDS											57-185					77-316					
Fumble Returns-Yards											1-9					0-0					
Punt Returns-Yards											0-0					3-45					
Kickoff Returns-Yards											1-9					3-65					
Interception Returns-Yards											0-0					2-0					
Punts (Number-Avg)											6-39.8					6-37.8					
Fumbles-Lost											1-0					1-1					
Penalties-Yards											5-49					11-95					
Possession Time											22:56					37:04					
Third-Down Conversions											2 of 14					7 of 16					
Fourth-Down Conversions											0 of 2					0 of 1					
Red-Zone Scores-Chances											1-1					3-4					
Delaware											James Madison										
Rushing											Rushing										
No. Gain Loss Net TD Lg Avg											No. Gain Loss Net TD Lg Avg										
Walker, Joe											Trai Sharp										
1 38 0 38 0 38 38.0											12 42 0 42 0 7 3.5										
Robinson, Andre											Ben DiNucci										
6 30 1 29 0 10 4.8											13 47 18 29 0 13 2.2										
Lee, Dejoun											Marcus Marshall										
12 29 2 27 0 6 2.2											9 29 1 28 1 7 3.1										
Haverstrom, Austin											Cardon Johnson										
1 13 0 13 0 13 13.0											8 11 9 2 0 4 0.2										
Passing											Passing										
C-A-I Yds TD Long Sack											C-A-I Yds TD Long Sack										
Kehoe, Pat											Ben DiNucci										
13-32-2 116 0 26 5											23-31-0 223 1 20 3										
Receiving											Receiving										
No. Yards TD Long											No. Yards TD Long										
Papale, Vinny											Kyndel Dean										
3 44 0 26											5 64 0 20										
Scarff, Charles											Riley Stapleton										
3 36 0 26											5 43 0 13										
Walker, Joe											Jake Brown										
2 -1 0 0											5 43 1 12										
McElhenie, Tylan											Dylan Stapleton										
1 19 0 19											3 13 0 7										
Punting											Punting										
No. Yds Avg Long In20 TB											No. Yds Avg Long In20 TB										
Pritchard, Nick											Harry O'Kelly										
6 239 39.8 45 0 0											6 227 37.8 47 4 0										
Punt Returns											Punt Returns										
No. Yards TD Long											No. Yards TD Long										
D'Angelo Amos											D'Angelo Amos										
3 45 0 37											3 45 0 37										
Kick Returns											Kick Returns										
No. Yards TD Long											No. Yards TD Long										
Lee, Dejoun											D'Angelo Amos										
1 9 0 9											1 29 0 29										
Jawon Hamilton											Jawon Hamilton										
1 23 0 23											1 23 0 23										
Tackles											Tackles										
UA-A Total Sacks TFL											UA-A Total Sacks TFL										
Reedner, Troy											Jimmy Moreland										
6-10 16 0.0 1.0											5-5 10 0.5 2.5										
Asworth, Caleb											Landon Word										
4-7 11 0.0 0.0											4-4 8 0.5 1.5										
Bell, Charles											Dimitri Holloway										
4-6 10 0.0 0.0											3-5 8 0.0 1.5										
Adderley, Nasir											Ron'Dell Carter										
5-2 7 0.0 0.0											3-2 5 0.0 0.5										
Qtr Time Scoring Play											Qtr Time Scoring Play										
1st 01:48 JMU - Ethan Ratke 23 yd field goal, 13-46 5:44											1st 01:48 JMU - Ethan Ratke 23 yd field goal, 13-46 5:44										
2nd 10:31 JMU - John Daka safety											2nd 10:31 JMU - John Daka safety										
01:58 JMU - Marcus Marshall 4 yd run (Ethan Ratke kick), 3-18 1:21											01:58 JMU - Marcus Marshall 4 yd run (Ethan Ratke kick), 3-18 1:21										
00:27 DELAWARE - Roth, Jake 48 yd field goal, 8-44 1:32											00:27 DELAWARE - Roth, Jake 48 yd field goal, 8-44 1:32										
09:10 DELAWARE - Raggs, Frank 37 yd field goal, 5-52 2:22											09:10 DELAWARE - Raggs, Frank 37 yd field goal, 5-52 2:22										
04:09 JMU - Jake Brown 8 yd pass from Ben DiNucci (Dylan Stapleton pass from Ben DiNucci), 13-75 5:01											04:09 JMU - Jake Brown 8 yd pass from Ben DiNucci (Dylan Stapleton pass from Ben DiNucci), 13-75 5:01										
6- 20											6- 20										

2018 Season in Review

Game 13: Colgate 23, JMU 20

	1	2	3	4	Score
James Madison	7	3	3	7	20
Colgate	3	3	14	3	23

Dec. 1, 2018 | Andy Kerr Stadium | Hamilton, N.Y. | 6,418

SCORING SUMMARY

1st	12:28	JMU	Johnson 2 yd run (Ratke kick)	
			6 plays, 57 yards, TOP 2:32	7-0
	03:07	CU	Puzzi 37 yd field goal	
			11 plays, 37 yards, TOP 4:43	7-3
2nd	13:19	JMU	Ratke 34 yd field goal	
			12 plays, 67 yards, TOP 4:43	10-3
	02:30	CU	Puzzi 23 yd field goal	
			12 plays, 45 yards, TOP 7:26	10-6
3rd	13:33	JMU	Ratke 38 yd field goal	
			4 plays, -11 yards, TOP 1:18	13-6
	10:39	CU	Breneman 32 yd run (Puzzi kick)	
			6 plays, 75 yards, TOP 2:54	13-13
	03:51	CU	Rockett 14 yd pass from Breneman (Puzzi kick)	
			8 plays, 90 yards, TOP 3:50	13-20
4th	08:22	JMU	DiNucci 7 yd run (Ratke kick)	
			6 plays, 44 yards, TOP 1:13	20-20
	00:00	CU	Puzzi 38 yd field goal	
			7 plays, 40 yards, TOP 2:46	20-23

Colgate Hits Walk-Off Field Goal to Upend Dukes in Second Round

HAMILTON, N.Y. - Chris Puzzi split the uprights on a 38-yard field goal as time expired to lift No. 8 seed Colgate to a 23-20 victory against James Madison on Saturday afternoon at Andy Kerr Stadium in the second round of the 2018 NCAA FCS Playoffs.

Colgate improves to 10-1 and advances to the FCS quarterfinals, while the Dukes' season ended at 9-4.

QUICK SUMMARY

- JMU led 13-6 early in the third before Colgate put together back-to-back scoring drives to take its first lead, at 20-13, with 3:51 to go in the quarter.
- Early in the fourth, D'Angelo Amos returned a punt into Colgate territory, setting up JMU's game-tying drive. Ben DiNucci finished the possession with a seven-yard run, his ninth rushing touchdown of the season to tie the game at 20-20 with 8:22 to play.
- JMU got the ball back after a defensive stop, but the Raiders stalled the Dukes on a fake punt attempt with 2:46 to play, setting up the game-winning drive.
- Colgate produced five interceptions while only turning the ball over once. The five picks were one off the record for most picks by JMU.
- JMU's defense produced four sacks, including 1.5 by John Daka. Adam Smith had a sack, while three others added a half sack. Eight players recorded a tackle for loss in the game, as Mike Greene and Jimmy Moreland added 1.5 each.
- Dimitri Holloway led the game with 13 tackles, while Adeeb Atariwa and Ron'Dell Carter each registered career highs, with 11 and 10 tackles, respectively.
- The Dukes rushed for 200 yards on the afternoon, led by DiNucci's 76 yards. Cardon Johnson also had 66 yards and score.
- JMU out-gained Colgate 392-330 and went 4-for-4 on red-zone scoring opportunities.
- Colgate was led by Grant Breneman, who passed for 190 yards and a touchdown while rushing for 33 more and a score. James Holland led all players with 89 rushing yards, and Owen Rockett had five catches for 104 yards and a TD.

SENIORS LEAVE LEGACY

- JMU's group of 11 seniors finish their career with a compiled 46-9 career overall record, which includes a 27-3 mark at Bridgeforth Stadium.
- JMU's seniors have been part of one of the program's most successful stretch runs, as the Dukes won three straight Colonial Athletic Association championships from 2015-17, advanced to the NCAA Division I Championship game in the two previous seasons, which included winning the national title in 2016.



Quickie Statistics (Final)										
James Madison vs NC State (Sep 01, 2018 at Raleigh, N.C.)										
	JMU					ST				
Score	13					24				
FIRST DOWNS	23					25				
RUSHES-YARDS (NET)	38-163					29-83				
PASSING YDS (NET)	202					309				
Passes Att-Comp-Int	30-24-0					43-29-0				
TOTAL OFFENSE PLAYS-YARDS	68-365					72-392				
Fumble Returns-Yards	0-0					1-21				
Punt Returns-Yards	0-0					1-40				
Kickoff Returns-Yards	3-37					3-52				
Interception Returns-Yards	0-0					0-0				
Punts (Number-Avg)	3-39.0					2-36.5				
Fumbles-Lost	1-1					2-1				
Penalties-Yards	5-25					5-50				
Possession Time	31:42					28:18				
Third-Down Conversions	7 of 13					11 of 16				
Fourth-Down Conversions	0 of 0					1 of 1				
Red-Zone Scores-Chances	3-5					4-5				

James Madison										
Rushing	No.	Gain	Loss	Net	TD	Lg	Avg			
Ben DiNucci	14	95	16	79	0	24	5.6			
Marcus Marshall	12	67	2	65	0	26	5.4			
Trai Sharp	5	13	3	10	0	5	2.0			
Cardon Johnson	6	9	2	7	0	4	1.2			
Passing	C-A-I	Yds	TD	Long	Sack					
Ben DiNucci	23-27-0	197	1	26	2					
Cole Johnson	1-2-0	5	0	5	0					
Receiving	No.	Yards	TD	Long						
Riley Stapleton	9	88	1	26						
Josh Sims	4	32	0	13						
David Eldridge	3	25	0	13						
Kyrnell Dean	2	15	0	13						
Punting	No.	Yds	Avg	Long	In20	TD				
Harry O'Kelly	3	117	39.0	41	2	0				
Punt Returns	No.	Yards	TD	Long						
Kick Returns	No.	Yards	TD	Long						
Marcus Marshall	2	40	0	21						
D. Tucker Dorsey	1	-3	0	0						
Tackles	UA-A	Total	Sacks	TFL						
Adam Smith	7-3	10	0.0	0.0						
Dimitri Holloway	1-8	9	0.0	1.5						
KeShaun Moore	1-7	8	0.0	1.0						
Ron'Dell Carter	5-2	7	1.0	3.0						

NC State										
Rushing	No.	Gain	Loss	Net	TD	Lg	Avg			
Gallaspay, R.	17	70	2	68	1	14	4.0			
Finley, R.	3	10	4	6	0	9	2.0			
Person, R.	6	5	0	5	0	2	0.8			
Meyers, J.	1	3	0	3	0	3	3.0			
Passing	C-A-I	Yds	TD	Long	Sack					
Finley, R.	29-43-0	309	2	39	1					
Receiving	No.	Yards	TD	Long						
Meyers, J.	14	161	0	39						
Emez, E.	5	60	0	22						
Riley, CJ	4	45	1	14						
Harmon, K.	4	33	0	13						
Punting	No.	Yds	Avg	Long	In20	TD				
Cole, AJ	2	73	36.5	44	0	0				
Punt Returns	No.	Yards	TD	Long						
Thomas, T.	1	40	0	40						
Kick Returns	No.	Yards	TD	Long						
Trowell, M.	3	52	0	26						
Tackles	UA-A	Total	Sacks	TFL						
Pratt, G.	6-6	12	0.0	0.0						
Moore, I.	6-4	10	0.0	0.0						
Morehead, J.	4-6	10	0.0	0.0						
McCloud, N.	3-6	9	0.0	0.0						

Qtr	Time	Scoring Play	V-H
1st	03:41	JMU - Riley Stapleton 5 yd pass from Ben DiNucci (Ethan Ratke kick), 8-68 2:58	7-0
2nd	14:11	ST - Dunn, C. 25 yd field goal, 11-69 4:25	7-3
	09:39	ST - Thomas, T. 16 yd pass from Finley, R. (Dunn, C. kick), 5-38 1:29	7-10
	00:18	ST - Riley, CJ 14 yd pass from Finley, R. (Dunn, C. kick), 12-90 2:50	7-17
3rd	10:19	JMU - Ethan Ratke 19 yd field goal, 7-39 3:32	10-17
4th	06:59	JMU - Ethan Ratke 19 yd field goal, 15-74 7:12	13-17
	01:05	ST - Gallaspay, R. 6 yd run (Dunn, C. kick), 11-84 5:50	13-24

2018 Season in Review



DRAFTED!!!

Jimmy Moreland was the first JMU player taken in the NFL Draft in six years, as he was a seventh-round selection to the Washington Redskins.

NEW TO THE NFL

Aside from Moreland, Marcus Marshall signed with the Chiefs and 2017 grads Andrew Ankrah (Redskins) and Ishmael Hyman (Browns) joined the NFL ranks.

Four All-Americans

Jimmy Moreland

STATS FCS Buck Buchanan Award Finalist (6th place)
Consensus All-American
HERO Sports Fan's Choice FCS Defensive Player of the Year
Reese's Senior Bowl (first in JMU history)
East-West Shrine Game
Associate Press First Team All-American
Walter Camp All-American
FCS ADA First Team All-American
AFCA FCS First Team All-American
STATS FCS First Team All-American
HERO Sports FCS First Team All-American
Phil Steele FCS First Team All-American
Athlon Sports FCS Postseason All-American
CAA Defensive Player of the Year
Bill Dudley Award Finalist
First Team All-CAA
VaSID Defensive Player of the Year
VaSID First Team All-State

D'Angelo Amos

Phil Steele FCS Special Teams Player of the Year
FCS ADA First Team All-American
STATS FCS First Team All-American
HERO Sports FCS First Team All-American
Phil Steele FCS First Team All-American
Associated Press Second Team All-American
HERO Sports FCS First Team Sophomore All-American
Athlon Sports FCS Postseason All-American
Touchdown Club of Richmond Division I Specialist of the Year
First Team All-CAA
VaSID First Team All-State

John Daka

HERO Sports FCS Second Team All-American
Phil Steele FCS Fourth Team All-American
Third Team All-CAA
VaSID First Team All-State

Robert Carter Jr.

HERO Sports FCS Second Team All-American
First Team All-CAA
VaSID First Team All-State

14 All-CAA Honorees

12 All-State Accolades

Dukes Finish 2018 Season Ranking 9th

Program-Record Fifth Straight Playoff Appearance

Academic Success

Hunter Etheridge: NFF Hampshire Honor Society & Campbell Trophy Semifinalist

**Grant Westbrook: NFF Hampshire Society, Allstate Good Works Team,
Wells Fargo Humanitarian of the Year**

Riley Stapleton: FCS ADA Academic All-Star Team

ESPN College GameDay in the 'Burg



2015 College GameDay on the Quad

12,000 attendance at College GameDay

Contributed to record Bridgeforth Stadium attendance of 26,069

- 8th time in 309 shows that College GameDay visited a non-FBS site
- 65th different school to host College GameDay
- JMU was the 80th school to appear on GameDay (home or away)
- Harrisonburg was the 73rd city to host College GameDay
- Duke Dog the 53rd different mascot head to be worn by Lee Corso
- TV Rating: 1.4 overnight (1,713,000 television sets)
- Total Audience Reach: 65,833,008
- Total Media Value: \$3.186 million
- Number of Broadcast and Online Mentions: 452
- Number of Social Media Mentions: 67.8 million

2017 College GameDay on the Quad

14,000 attendance at College GameDay

Contributed to attendance of 25,993, second in Bridgeforth Stadium history

- 9th time in 340 shows that College GameDay visited a non-FBS site
- 2nd time College GameDay visited a non-FBS site for a second show
- JMU has now been featured on CGD more than 29 FBS schools (12 have never been featured, 17 have been featured once)
- TV Rating: 1,844 million TV viewers (5th of 15 shows in 2017)
- Total Media Value: \$8.505 million
- Number of Broadcast and Online Mentions: 840
- Number of Social Media Mentions: 194 million




Professional Football Dukes



Khalid Abdullah (2013-16) - New York Giants (NFL)
 Andrew Ankras (2013-17) - Orlando Apollos (AAF), Washington Redskins (NFL)
 Mike Allen (2008-11) - Cleveland Browns (NFL)
 Ron Atkins (1999-00) - New Orleans Saints (NFL)
 David Bailey (1992-95) - Jacksonville Jaguars (NFL)
 Alvin Banks (2003-06) - New York Jets (NFL)
 Marshall Barnes (1982-86) - Dallas Cowboys (NFL)
 Steve Bates (1986-89) - Los Angeles Rams (NFL)
 Tony Booth (1995-98) - Carolina Panthers (NFL)
 Dorian Brooks (2006-09) - Pittsburgh Steelers (NFL)
 Macey Brooks (1993-96) - Dallas Cowboys (NFL), Chicago Bears (NFL)
 Daniel Brown (2010-14) - Baltimore Ravens (NFL), Chicago Bears (NFL), New York Jets (NFL)
 D.J. Bryant (2008-11) - Houston Texans (NFL), Tampa Bay Buccaneers (NFL), Indianapolis Colts (NFL), New York Jets (NFL), Baltimore Ravens (NFL), Edmonton Eskimos (CFL)
 Greg Caldwell (1978-81) - Washington Redskins (NFL), Washington Federals (USFL)
 Mike Caussin (2006-09) - Jacksonville Jaguars (NFL), Buffalo Bills (NFL), Washington Redskins (NFL)
 Mike Cawley (1993-95) - Indianapolis Colts (NFL)
 Gary Clark (1980-83) - Jacksonville Bulls (USFL), Washington Redskins (NFL), Arizona Cardinals (NFL), Miami Dolphins (NFL)
 Jon Craver (1979-82) - New England Patriots (NFL), BC Lions (CFL), Houston Oilers (NFL), Cleveland Browns (NFL)
 Kenny Dalton (1982-85) - New England Patriots (NFL)
 Corey Davis (2003-06) - Buffalo Bills (NFL)
 Rashard Davis (2013-16) - Philadelphia Eagles (NFL), Oakland Raiders (NFL), Kansas City Chiefs (NFL)
 Isaiah Dotton-Carter (2003-06) - Montreal Alouettes (CFL)
 Harry Dunn (2002-05) - Montreal Alouettes (CFL)
 Ben Edwards (1981-84) - New Orleans Saints (NFL)
 Lindsay Fleshman (1997-00) - Montreal Alouettes (CFL), Chicago Rush (AFL), Nashville Kats (AFL)
 Dion Foxx (1990-93) - Miami Dolphins (NFL), Washington Redskins (NFL)
 Nelson Garner (1994-97) - Baltimore Ravens (NFL), Edmonton Eskimos (CFL), Albany/Indiana Firebirds (AFL), Arizona Rattlers (AFL), Georgia Force (AFL)
 Raven Greene - Green Bay Packers (NFL)
 Arnold Grevious (1983-86) - Denver Broncos (NFL)
 Charles Haley (1982-85) - San Francisco 49ers (NFL), Dallas Cowboys (NFL)
 Sage Harold (2011-14) - Kansas City Chiefs (NFL), Washington Redskins (NFL), Saskatchewan Roughriders (CFL)
 Derek Hart (2011-15) - Green Bay Packers (NFL)
 Clyde Hoy (1978-81) - Arizona Wranglers (USFL)
 Ishmael Hyman (2014-17) - Orlando Apollos (AAF), Cleveland Browns (NFL)
 Jay Jones (1993-96) - New York Jets (NFL), Albany/Indiana Firebirds (AFL)
 Leavander Jones (2009-12) - Philadelphia Soul (AFL)
 Akeem Jordan (2003-06) - Philadelphia Eagles (NFL), Kansas City Chiefs (NFL), Washington Redskins (NFL), Toronto Argonauts (CFL)
 Delvin Joyce (1997-00) - New York Giants (NFL), New York Jets (NFL)
 Curtis Keaton (1998-99) - Cincinnati Bengals (NFL), New Orleans Saints (NFL)
 Clint Kent (2002-05) - Montreal Alouettes (CFL)

Mitchell Kirsch (2012-16) - Chicago Bears (NFL)
 Brandon Lee (2010-14) - Seattle Seahawks (NFL)
 Vad Lee (2014-15) - Saskatchewan Roughriders (CFL)
 Tony LeZotte (2004-07) - Montreal Alouettes (CFL)
 Dean Marlowe (2011-14) - Carolina Panthers (NFL), Buffalo Bills (NFL)
 Marcus Marshall (2017-18) - Kansas City Chiefs (NFL)
 Warren Marshall (1982-86) - Denver Broncos (NFL)
 Rodney McCarter (2001-04) - Calgary Stampeders (CFL)
 Evan McCollough (2005-08) - Tampa Bay Buccaneers (NFL), Toronto Argonauts (CFL), Hamilton Tiger-Cats (CFL)
 Alfred McGeachy (1984-86) - San Francisco 49ers (NFL), Toronto Argonauts (CFL)
 Scotty McGee (2006-09) - Jacksonville Jaguars (NFL)
 David McLeod (1990-93) - Arizona Cardinals (NFL), Albany Firebirds (AFL), Grand Rapids Rampage (AFL), Carolina Cobras (AFL), Tampa Bay Storm (AFL)
 Tony Miller (1984-87) - Atlanta Falcons (NFL)
 Phil Minafeld (2005-06) - Montreal Alouettes (CFL)
 Arthur Moats (2006-09) - Buffalo Bills (NFL), Pittsburgh Steelers (NFL), Arizona Cardinals (NFL)
 Chris Morant (1998-00) - Edmonton Eskimos (CFL), New Orleans VooDoo (AFL)
 Jimmy Moreland (2014, 2016-18) - Washington Redskins (NFL)
 Scott Norwood (1978-81) - Birmingham Stallions (USFL), Buffalo Bills (NFL)
 Derick Pack (1999-01) - St. Louis Rams (NFL)
 Nick Paulett (1979, 1981) - Washington Federals (USFL)
 Ed Perry (1993-96) - Miami Dolphins (NFL)
 Justin Rascati (2004-06) - Chicago Bears (NFL), Montreal Alouettes (CFL)
 Taylor Reynolds (2012-16) - Atlanta Falcons (NFL)
 Stephon Robertson (2009-13) - Montreal Alouettes (CFL)
 Dwight Robinson (1991-94) - Toronto Argonauts (CFL)
 Demetrius Shambley (2002-05) - Winnipeg Blue Bombers (CFL)
 Kenny Sims (1989-92) - San Diego Chargers (NFL)
 J.D. Skolnitsky (2006-08) - Washington Redskins (NFL), Indianapolis Colts (NFL)
 Jerame Southern (2000-03) - Calgary Stampeders (CFL)
 Jordan Stanton (2009-13) - New York Giants (NFL)
 Mickey Stinnett (1981-84) - New England Patriots (NFL)
 Aaron Stinnie - Tennessee Titans (NFL)
 Chuck Suppon (2003-06) - Montreal Alouettes (CFL)
 Mike Thurman (1978-82) - Dallas Cowboys (NFL), Washington Federals (USFL), Tampa Bay Bandits (USFL), Montreal Alouettes (CFL), Edmonton Eskimos (CFL)
 Robert Turner (1980-83) - Memphis Showboats (USFL), Calgary Stampeders (CFL)
 Earl Watford (2008-12) - Arizona Cardinals (NFL), Jacksonville Jaguars (NFL), Chicago Bears (NFL), Cleveland Browns (NFL), Tampa Bay Buccaneers (NFL)
 Josh Wells (2009-13) - Jacksonville Jaguars (NFL)
 Neal Wilkinson (1984-87) - Green Bay Packers (NFL)
 Albert Williams (1984-87) - Pittsburgh Steelers (NFL)
 Kelly Wiltshire (1993-95) - Jacksonville Jaguars (NFL)
 Kevin Winston (2003-06) - Montreal Alouettes (CFL)
 Shawn Woodson (1984-88) - Minnesota Vikings (NFL)
 Ron Ziolkowski (1980-83) - Detroit Lions (NFL), Indianapolis Colts (NFL)

Charles Haley ~ Pro Football Hall of Fame



Former football All-American Charles Haley became the first James Madison student-athlete to be enshrined into a major professional hall of fame as he took his rightful place into the Pro Football Hall of Fame on Saturday, August 8, 2015, at Tom Benson Hall of Fame Stadium.

Haley was introduced by Edward DeBartolo, Jr., former owner of the San Francisco 49ers prior to his speech to the capacity crowd in Canton. He was one of eight individuals to join pro football's most exclusive club, as he was accompanied by linebacker Junior Seau, guard Will Shields, running back Jerome Bettis, wide receiver Tim Brown, center Mike Tinglehoff and NFL executives Bill Polian and Ron Wolf.

A four-year letterwinner for the Dukes from 1982-85, he was twice named an Associated Press All-American. As a senior, Haley was named the Richmond Touchdown Club's Defensive Player of the Year and a First Team AP I-AA All-American.

"I am truly blessed," Haley said during his enshrinement speech. "I have played with some of the greatest players in the history of football and I've learned a lot. The one thing I learned from all the guys was unselfish play. Team matters – we need to go back to that. It's not about individuals, it's about team and that's the only way we can have success."

Haley capped off his speech by stating, "When I stepped out on the field, I was determined to be the best every play, not just some plays."

He is JMU's all-time leader in total tackles with 506 and led the Dukes in single-season tackles twice in his career, recording 143 in 1983 and 147 in 1984. Haley had a career-high 22 tackles at Shippensburg during the 1983 season, currently tied for the eighth-highest, single-game total in Madison history. A three-time JMU Defensive MVP, he was also named the JMU Male Athlete of the Year in 1985-86. Haley graduated from JMU in 1987 and in 1999 the athletic department named the Defensive MVP award after him.

Haley became the first player in JMU history selected in the National Football League Draft when he was selected by the San Francisco 49ers in the fourth round of the 1986 draft. He immediately made an impact, playing in 16 games as a rookie, recording 12.0 sacks. He played 12 seasons in the NFL, seven with the 49ers in two different stints and five with the Dallas Cowboys.

He earned five Super Bowl rings (two in San Francisco and three in Dallas), the first of two players in NFL history to have played on five Super Bowl champion teams. A five-time Pro-Bowler and two-time First Team All-Pro selection, Haley finished his career with 100.5 career sacks, including a career-high 16 in 1990, the first year he was honored as an All-Pro. He was also a two-time NFC Defensive Player of the Year and played on 10 division championship squads during his 12-year career.

A native of Gladys, Va., Haley was inducted into the Virginia Sports Hall of Fame in 2006.

The Hall of Fame committee consists of 32 votes of writers from the NFL cities, 13 at-large members and one from the Pro Football Writers of America. Each candidate was required to receive at least 80 percent approval votes from the Committee to be enshrined.



Charles Haley ~ College Football Hall of Fame



Former James Madison All-American Charles Haley was enshrined to the College Football Hall Of Fame on July 15-16 in South Bend, Indiana, becoming the first athlete from a Colonial Athletic Association school and sixth overall to be elected to the Hall, as five coaches were previously enshrined.

Haley was a four year starter at JMU from 1982-85. He was a two-time All-American and a three-time Defensive MVP at Madison. As a senior at JMU, Haley was voted a 1985 Associated Press First-Team I-AA All-American and both the Richmond Touchdown Club and Roanoke Times & World News' State Defensive Player of the Year.

He leads JMU's all-time tackles list with 506, including three seasons of more than 100 tackles, and his 22 tackles at Shippensburg during the 1983 season still ranks as the eighth-highest single-game total in JMU history. He also added three interceptions and 17 quarterback sacks to his total.

In 1986, after his senior season Haley was selected in the fourth round of the NFL Draft by the San Francisco 49ers, as he was the No. 96 pick overall, the highest ever in school history. The first ever JMU player to be drafted into the NFL, Haley went on to become the only player in the league's history to win five Super Bowls, two with the 49ers and three with the Dallas Cowboys.

He was also selected to five Pro Bowls during his career, as well as being a two-time First-Team All-Pro and 1990 NFC Defensive Player of the Year. He finished his professional career with 100.5 sacks, including a career-high 16 in 1990. He had eight fumble recoveries and scored one touchdown in the NFL. He retired in 1999 before becoming an assistant coach for the Detroit Lions.

A 2006 inductee to the Virginia Sports Hall of Fame and a member of the JMU Sports Hall of Fame, the Dallas native has also served as a recruiter for the National Marrow Donor Program.

Haley was enshrined with fellow divisional inductees Dexter Coakley (Appalachian State), Mike Favor (North Dakota State), Mickey Kobrosky (Trinity), Mike Kelly (Dayton), and Bill Manlove (Widener, Delaware Valley, La Salle).

Haley joined an elite list from the CAA to be inducted to the College Football Hall of Fame, joining coaches Lou Holtz (William & Mary), Dick MacPherson (UMass), Dave Nelson (Delaware and Maine), Tubby Raymond (Delaware) and Eddie Robinson (Maine).



2004 National Championship



2004 JMU Results

JMU 62, Lock Haven 7
JMU 17, Villanova 0
West Virginia 45, JMU 10
JMU 31, Hofstra 21
JMU 28, Massachusetts 7
JMU 24, Maine 20
JMU 26, Richmond 20
JMU 41, VMI 10
JMU 20, Delaware 13
William & Mary 27, JMU 24
JMU 31, Towson 17
JMU 14, Lehigh 13
JMU 14, Furman 13
JMU 48, William & Mary 34
JMU 31, Montana 21

National Champions!!! Dukes Defeat Montana 31-21

CHATTANOOGA, Tenn. – National champion.

That's a title that forever will be used with the 2004 JMU football team.

The Dukes earned that distinction Friday at Finley Stadium/Davenport with a 31-21 victory over Montana in the finals of the NCAA Division I-AA playoffs.

The Dukes, as they have for most of the season, used a stingy defense, a strong running game, and good special teams play to post the biggest win in their 33-year football history.

JMU allowed a first-quarter touchdown for the only time during the 2004 season and trailed twice, but the Dukes rallied to dominate the final minutes of the game as they did for most of the season.

JMU went in front to stay 24-21 on a one-yard touchdown run by sophomore tailback Maurice Fenner with 3:25 left in the third quarter, added an insurance score on sophomore quarterback Justin Rascati's six-yard run with eight minutes left in the game, and ran the final 6:14 off the clock after getting an interception from junior cornerback Clint Kent.

The Dukes used 14 straight rushing plays in running out the clock at the end of the game and nine straight rushing plays during the 72-yard drive that put them in front to stay.

JMU ran for 314 yards overall – 257 during the second half – and had a 318-202 overall yardage advantage during the final two periods.

Fenner led JMU's attack with 164 rushing yards on 29 carries and ran for two touchdowns. Sophomore tailback Alvin Banks added 88 rushing yards on 13 carries, and Rascati ran 11 times for 57 yards and two scores. Rascati also hit on 13 of 18 passes for 132 yards and wasn't intercepted.

In addition to the score that put JMU in front to stay, Fenner scored on a one-yard run with 0:16 left in the first quarter to give JMU a 10-7 edge. Rascati ran 11 yards for a touchdown on JMU's first third-quarter series in addition to his fourth-period scoring carry.

"We went into the game planning to throw the ball, but we were making so many yards rushing that we didn't need to throw," said sixth-year JMU coach Mickey Matthews.

"Our league is great; that was Atlantic 10 football in the second half," Matthews added. "Our league is by far the best in the country. Playing in our league really prepared us to play in this environment against Montana. Our guys thought they were going to win."

The victory was JMU's fifth straight overall and its fourth in the playoffs away from home. The Dukes completed the year with a 13-2 record and became the second straight Division I-AA champion from the Atlantic 10 (Delaware was the 2003 playoff winner). No other team previously had advanced to the championship with straight road wins.

JMU's effort off set an outstanding performance by Montana quarterback Craig Ochs, a transfer from Colorado. Ochs completed 29 of 38 passes for 371 yards and three touchdowns, but the Grizzlies had only 44 rushing yards against JMU's defense.



2016 National Championship



2016 JMU Results

JMU 80, Morehead State 7
JMU 56, Central Connecticut 21
North Carolina 56, JMU 28
JMU 31, Maine 20
JMU 43, Delaware 20
JMU 31, William & Mary 24
JMU 42, New Hampshire 39
JMU 84, Rhode Island 7
JMU 47, Richmond 43
JMU 20, Villanova 7
JMU 63, Elon 14
JMU 55, New Hampshire 22
JMU 65, Sam Houston State 7
JMU 27, North Dakota State 17
JMU 28, Youngstown State 14

NATIONAL CHAMPS! JMU Tops Youngstown State 28-14

FRISCO, Texas - James Madison held Youngstown State to 292 total yards on Saturday afternoon and rolled to a 28-14 victory, as the Dukes captured the 2016 NCAA Division I Football Championship, the second title in program history.

The Dukes, who finished the season 14-1 and undefeated against FCS foes, saw their defensive line dominate from start to finish, holding the Penguins (12-4) to just 21 rushing yards after YSU entered the contest averaging 257.5 yards on the ground.

Senior linebacker Gage Steele paced an all-around dominant performance by the JMU defense, racking up six tackles, including five solo stops, a pair of sacks and a pass breakup as the Dukes forced a pair of crucial turnovers in the third quarter to put the game away.

No defensive player had more tackles for the Dukes than junior defensive back Jordan Brown's seven, but nine different players had at least three, while sophomore defensive back Curtis Oliver picked off his second pass of the season and sophomore Darrious Carter scooped up a fumble.

Senior running back Khalid Abdullah ended his career in style, rushing 26 times for 101 yards and a pair of scores for an afternoon that put him atop the JMU record books in career touchdowns, single-season touchdowns and single-season rushing yards.

The Dukes needed just 12 passes to take home the trophy, as junior quarterback Bryan Schor went 7-of-12 for 112 yards with a pair of first-quarter touchdowns to junior tight end Jonathan Kloosterman and senior wide receiver Rashard Davis.

JMU put the Penguins in an early hole, as Abdullah stretched the lead to 21-0 on a 1-yard touchdown plunge with 8:17 to play before halftime, though YSU responded with a touchdown of its own less than five minutes later.

Abdullah scored from two yards out with 10:10 to play in the third quarter for an advantage that proved to be all the Dukes' defense needed, as Youngstown State managed just one more scoring drive that ended with 10 seconds left before the final whistle.

TITLE HISTORY

JMU captured its second NCAA Division I Championship in program history, joining the 2004 team that defeated Montana 31-21 in Chattanooga. The Dukes are the eighth FCS program to earn multiple national titles and the first ever with multiple in the Colonial Athletic Association. JMU ended the five-year national-title run by North Dakota State and became the first CAA national champion since Villanova in 2009.

HOUSTON'S HEIGHTS

Head Coach Mike Houston earned his first career national championship, having finished runner-up in the NCAA Division II title game at Lenoir-Rhyne in 2013. Houston improved to 5-1 all-time in the FCS playoffs, 4-0 at JMU thanks to the 2016 run.

FINAL NUMBERS

- JMU won its 12th game in a row for the longest active streak in FCS football and second-longest in all of Division I behind Alabama (26)
- JMU's 14-1 overall record included a perfect 14-0 mark against FCS opponents and set a new school record for victories
- JMU finished as the nation's leader in scoring margin at +25.5 points per game, second in points per game (46.7) and 16th in points allowed (21.2)
- JMU went 6-0 vs. ranked opponents this season, all during the last seven contests

DEFENSE WINS CHAMPIONSHIPS

JMU finished the season 16th nationally in points allowed after ranking 77th in 2015 in that category. In addition to allowing 21.2 points per game, the Dukes limited opponents to 16.4 points per game over the last eight games and 15 per game in the playoffs, all against ranked teams. Also, 21 of the 60 postseason points allowed came in the final two minutes of games in which the outcome was already decided.



JMU Postseason History

1987 (0-1)

First Round | Huntington, W.Va. | Nov. 28, 1987
Marshall 41, James Madison 12

1991 (1-1)

First Round | Newark, Del. | Nov. 30, 1991
James Madison 42, Delaware 35 (2OT)

Quarterfinals | Harrisonburg, Va. | Dec. 7, 1991
Samford 24, James Madison 21

1994 (1-1)

First Round | Harrisonburg, Va. | Nov. 26, 1994
James Madison 45, Troy State 26

Quarterfinals | Huntington, W.Va. | Dec. 3, 1994
Marshall 28, James Madison 21 (OT)

1995 (0-1)

First Round | Boone, N.C. | Nov. 25, 1995
Appalachian State 31, James Madison 24

1999 (0-1)

First Round | Troy, Ala. | Nov. 27, 1999
Troy State 27, James Madison 7

2004 (0-1)

First Round | Bethlehem, Pa. | Nov. 27, 2004
James Madison 14, Lehigh 13

Quarterfinals | Greenville, S.C. | Dec. 4, 2004
James Madison 14, Furman 13

Semifinals | Williamsburg, Va. | Dec. 10, 2004
James Madison 48, William & Mary 34

Championship | Chattanooga, Tenn. | Dec. 17, 2004
James Madison 31, Montana 21

2006 (0-1)

First Round | Youngstown, Ohio | Nov. 25, 2006
Youngstown State 35, James Madison 31

2007 (0-1)

First Round | Boone, N.C. | Nov. 24, 2007
Appalachian State 28, James Madison 27

2008 (2-1)

First Round | Harrisonburg, Va. | Nov. 29, 2008
James Madison 38, Wofford 35

Quarterfinals | Harrisonburg, Va. | Dec. 6, 2008
James Madison 31, Villanova 27

Semifinals | Harrisonburg, Va. | Dec. 12, 2008
Montana 35, James Madison 27

2011 (1-1)

First Round | Richmond, Ky. | Nov. 26, 2011
James Madison 20, Eastern Kentucky 17

Second Round | Fargo, N.D. | Dec. 3, 2011
North Dakota State 26, James Madison 14

2014 (0-1)

First Round | Harrisonburg, Va. | Nov. 29, 2014
Liberty 26, James Madison 21

2015 (0-1)

Second Round | Harrisonburg, Va. | Dec. 5, 2015
Colgate 44, James Madison 38

2016 (4-0)

Second Round | Harrisonburg, Va. | Dec. 3, 2016
James Madison 55, New Hampshire 22

Quarterfinals | Harrisonburg, Va. | Dec. 9, 2016
James Madison 65, Sam Houston State 7

Semifinals | Fargo, N.D. | Dec. 16, 2016
James Madison 27, North Dakota State 17

Championship | Frisco, Texas | Jan. 7, 2017
James Madison 28, Youngstown State 14

2017 (3-1)

Second Round | Harrisonburg, Va. | Dec. 2, 2017
James Madison 26, Stony Brook 7

Quarterfinals | Harrisonburg, Va. | Dec. 8, 2017
James Madison 31, Weber State 28

Semifinals | Harrisonburg, Va. | Dec. 16, 2017
James Madison 51, South Dakota State 16

Championship | Frisco, Texas | Jan. 6, 2018
North Dakota State 17, James Madison 13

2018 (1-1)

First Round | Harrisonburg, Va. | Nov. 24, 2018
James Madison 20, Delaware 6

Second Round | Hamilton, N.Y. | Dec. 1, 2018
Colgate 23, James Madison 20

Key Dates in JMU History

July 17, 1972 - Athletic Director Dean Ehlers announced that JMU would start football in 1972 and named Challance McMillin head coach.

Oct. 7, 1972 - JMU played its first football game, losing 6-0 to Shepherd's junior varsity team on what is now a practice field adjacent to Godwin Hall.

Sept. 22, 1973 - JMU won its first game, a 34-8 triumph over Anne Arundel Community College, held at Harrisonburg High School.

Sept. 21, 1974 - JMU began its first varsity season with a 24-22 win at Washington and Lee.

Oct. 12, 1974 - JMU defeated Bridgewater 41-13 in the first game ever at Bridgeforth Stadium.

1975 Season - JMU finished 9-0-1 with a season-opening scoreless tie at Glenville (W.Va.), its only non win of the season. JMU won the Virginia College Athletic Association title and won seven straight games by seven points or fewer.

Sept. 18, 1976 - JMU beat Towson 28-26 at home, raising its record to 3-0 and its winning streak to 12 games, earning a tie for first place with C.W. Post in the NCAA Division III poll.

Sept. 25, 1976 - JMU played in the first Division III regular-season game televised by a major network (ABC), falling 21-14 at Hampden-Sydney.

Oct. 16, 1976 - JMU won 17-12 at Davidson, marking the program's first win against a Division I opponent.

Oct. 14, 1978 - JMU's Board of Visitors unanimously approved moving football to Division I.

Nov. 11, 1978 - JMU won 42-12 at Emory and Henry to finish the year 8-2 and ranked ninth nationally in Division III.

Dec. 18, 1978 - JMU announced it would offer 25 scholarships in 1979. Quarterback Frankie Walker and fullback Joe Curro, transfers from Lees-McRae College, were the team's first scholarship signees on Jan. 17, 1979.

1982 Season - JMU finished 8-3 and appeared in the Division I-AA top-20 poll for seven straight weeks, ranking as high as ninth at the midway point of the season.

Sept. 18, 1982 - JMU earned its first win over a I-A opponent, defeating Virginia 21-17 in Charlottesville.

Jan. 4, 1984 - Wide receiver Gary Clark became JMU's first player to be drafted to a professional football team, going as the sixth overall pick to Jacksonville in the United States Football League Draft.

Dec. 20, 1984 - Joe Purzycki became JMU's second head coach, replacing Challance McMillin.

April 29, 1986 - Linebacker Charles Haley, JMU's first Division I-AA First Team All-American, became the first Duke to be selected in the National Football League Draft, going in the fourth round to San Francisco.

1987 Season - JMU turned in its best record to date during the scholarship era, going 9-3 and reaching the NCAA Division I-AA playoffs for the first time. JMU was nationally ranked for nine straight weeks, ranking as high as third.

Dec. 14, 1990 - Rip Scherer became JMU's third head coach, replacing Joe Purzycki.

1991 Season - JMU reached the second round of the NCAA Division I-AA playoffs for the first time, finishing 9-4 on the year. They were nationally ranked for nine straight weeks and beat four ranked teams, including three on the road.

1993 Season - JMU first played in the Yankee Conference after joining the league in 1991.

1994 Season - JMU set a team record for wins to that point, at 10-3, and reached the second round of the NCAA Division I-AA playoffs for the second time. JMU was nationally ranked for 10 of last 11 weeks and beat four of five ranked teams it faced.

Jan. 23, 1995 - Alex Wood became JMU's fourth head coach, replacing Rip Scherer, who took the head coaching job at Memphis.

1995 Season - The 8-4 Dukes returned to the playoffs for the second straight season and were ranked in every poll during the season by The Sports Network.

1997 Season - The Atlantic 10 Football Conference assumed the operations of the Yankee Conference.

March 19, 1999 - Mickey Matthews became JMU's fifth head coach, replacing Alex Wood, who resigned to take an assistant job with the Minnesota Vikings.

1999 Season - JMU won its first Division I conference crown, tying for first in the Atlantic 10. Mickey Matthews was named Division I-AA Coach of the Year by the Sports Network and Curtis Keaton was drafted to the NFL in the fourth round by Cincinnati. Keaton was A-10 Offensive Player of the Year while Chris Morant was Defensive Player of the Year.

2000 Season - Delvin Joyce became the first Division I-AA player to reach 1,000 career yards in rushing (1,260), receiving (1,009), kickoff returns (1,902) and punt returns (1,488).

2001 Season - Derrick Lloyd won the Buck Buchanan Award, recognizing the Division I-AA's top defensive player.

June 6, 2003 - JMU broke ground on the Robert and Frances Plecker Athletic Performance Facility, adjacent to Bridgeforth Stadium.

Dec. 17, 2004 - JMU won the NCAA Division I-AA national title, beating Montana 31-21 in Chattanooga, Tenn. The 13-2 Dukes set a team record for wins and became the first I-AA team to win three road playoff games in the same season. Mickey Matthews was named Division I-AA Coach of the Year by the American Football Coaches Association.

2006 Season - The 9-4 Dukes made their second playoff appearance in three seasons, and held national rankings in every poll by The Sports Network, including a top-10 ranking in the final seven polls.

2007 Season - The Colonial Athletic Association assumed the operations of the Atlantic 10 Football Conference. JMU went 8-4 and made its third NCAA appearance in four seasons, ranking in every poll by both The Sports Network and FCS coaches.

2008 Season - JMU won the CAA title, going 8-0 in conference play, and was the top seed for the NCAA FCS playoffs, finishing 12-2. It was JMU's fourth postseason appearance in five years and Mickey Matthews was named National Coach of the Year by The Sports Network and Liberty Mutual.

Sept. 11, 2010 - JMU stunned No. 13 Virginia Tech 21-16 in Blacksburg, Va., outscoring the Hokies 14-3 in the second half. Drew Dudzik rushed for two touchdowns and threw for a third as the Dukes knocked off the preseason ACC favorites in the second-ever upset of a ranked FBS team by an FCS opponent.

July 16, 2011 - Charles Haley became the first JMU and CAA player to ever be enshrined to the College Football Hall of Fame.

Dec. 20, 2013 - Everett Withers became JMU's sixth head coach, replacing Mickey Matthews.

2014 Season - JMU broke nearly every passing record in program history, going 9-4 to return to the FCS playoffs for the first time since 2011. JMU won its final seven games of the regular season.

Aug. 8, 2015 - Charles Haley became JMU's first player to be enshrined to the Pro Football Hall of Fame.

Sept. 26, 2015 - Vad Lee was the first Division I (FCS or FBS) player to pass and rush for 275 yards in the same game, leading JMU to a 48-45 win at FBS foe SMU.

Oct. 24, 2015 - ESPN College GameDay came to James Madison's campus, broadcasting live from the Quad and Wilson Hall. The Dukes broke the Bridgeforth Stadium attendance record (26,069) for Homecoming against Richmond.

Jan. 18, 2016 - Mike Houston became JMU's seventh head coach, replacing Everett Withers.

Oct. 29, 2016 - JMU scored a program-record 84 points in Homecoming win against Rhode Island.

Dec. 9, 2016 - JMU produced second-largest margin of victory in FCS playoff history with 65-7 victory against previously undefeated Sam Houston State, which was ranked #1 in both major FCS polls.

Dec. 16, 2016 - JMU ended North Dakota State's five-year reign as national champion with a 27-17 win in Fargo, N.D., in the FCS semifinals.

Jan. 7, 2017 - JMU defeats Youngstown State, 28-14, to win program's second national championship in Frisco, Texas.

Oct. 14, 2017 - ESPN College GameDay returned to JMU's campus for its second nationally-televvised broadcast from the Quad and Wilson Hall. The Dukes saw more than 14,000 fans attend the show, followed by a victory that afternoon against Villanova.

DEC. 8, 2017 - JMU set a FCS playoff record by forcing 10 turnovers in its 51-16 victory against South Dakota State in the national semifinals.

Sept. 29, 2018 - JMU registered its largest road win in school history with a 63-10 victory at Richmond.

Dec. 14, 2018 - Curt Cignetti became JMU's eighth head coach, replacing Mike Houston.

2018 JMU All-America Awards

AP (1st)

WALTER CAMP (1st)

FCS ADA (1st)

AFCA (1st)

STATS (1st)

HERO SPORTS (1st)

PHIL STEELE (1st)



FCS ADA (1st)

STATS (1st)

HERO SPORTS (1st)

AP (2nd)

HERO SPORTS (SOPH.)

PHIL STEELE (1st)



HERO SPORTS (1st)

PHIL STEELE (4TH)



HERO SPORTS (2ND)



HERO SPORTS (SOPH.)



HERO SPORTS (FRESH.)



Postseason Awards

Team Awards

- 2017 ECAC FCS Lambert Cup
2016 Division I FCS National Champion
ECAC FCS Lambert Cup
2008 FCS ECAC Team of the Year
2004 Division I-AA National Champion
Division I-AA Lambert Cup
Division I-AA ECAC Team of the Year
1994 Division I-AA Lambert Cup

Senior All-Star Games

- 2018 Jimmy Moreland - East-West Shrine, Senior Bowl
2014 Dean Marlowe - East-West Shrine
2013 Stephon Robertson - NFLPA Collegiate Bowl
Josh Wells - NFLPA Collegiate Bowl
2012 Earl Watford - East-West Shrine
Leavander Jones - FCS Senior Scout
Aaron Harper - FCS Senior Scout
2006 Alvin Banks - North-South Classic
Corey Davis - Texas vs. Nation
Mike Parham - National All-Stars.com
Justin Rascati - Texas vs. Nation
2004 Tom Ridley - Hula Bowl
1999 Curtis Keaton - Blue-Gray Classic, Hula Bowl
1997 Nelson Garner - Blue-Gray Classic
1989 Steve Bates - Blue-Gray Classic

All-Americans Associated Press

- 2018 Jimmy Moreland, DB (1st)
D'Angelo Amos, RS (2nd)
2017 Andrew Ankrah, DL (1st)
Jordan Brown, DB (1st)
Aaron Stinnie, OL (1st)
Rashad Robinson, DB (2nd)
2016 Mitchell Kirsch, OL (1st)
Khalid Abdullah, RB (2nd)
Rashard Davis, RS (2nd)
2015 Mitchell Kirsch, OL (3rd)
2014 Vad Lee, QB (3rd)
2013 Stephon Robertson, LB (1st)
2012 Earl Watford, OG (1st)
Stephon Robertson, LB (2nd)
2009 Arthur Moats, DE (1st)
2008 Scott Lemn, OC (1st)
Marcus Haywood, FS (2nd)
Rodney Landers, QB (2nd)
2007 Tony LeZotte, FS (1st)
2006 Akeem Jordan, LB (2nd)
Tony LeZotte, FS (2nd)
Kevin Winston, DE (2nd)
Corey Davis, OT (3rd)
2005 Tony LeZotte, FS (1st)
Matt Magerko, OG (1st)
2004 Matt Magerko, OG (1st)
Tony LeZotte, FS (2nd)
2001 Derrick Lloyd, LB (1st)
2000 Chris Morant, DE (2nd)
1999 Curtis Keaton, TB (2nd)
Derick Pack, LB (2nd)
1998 Tony Booth, FS (3rd)
1997 Tony Booth FS (1st)
1995 John Coursey, PK (1st)
1993 Dwight Robinson, RS (3rd)
1992 Chris Parrott, FS (3rd)
1991 Eriq Williams, QB (3rd)
1990 Eupton Jackson, FS (1st)
1989 Steve Bates, DL (2nd)
1988 Shawn Woodson, LB (2nd)
Steve Bates, DT (HM)
Eupton Jackson, FS (HM)
1987 Carlo Bianchini, OG (1st)
John Druett, P (3rd)
Jim Eckenrode, DT (HM)
Marty Fitzgerald, LB (HM)
Neal Wilkinson, TE (HM)
1986 Carlo Bianchini, OG (HM)
Marshall Barnes, DB (HM)
John Druett, P (HM)
Warren Marshall, RB (HM)

- Dean McCullough, LB (HM)
1985 Charles Haley, LB (1st)
Warren Marshall, RB (HM)
Doug West, NG (HM)
1984 Charles Haley, LB (HM)
Warren Marshall, RB (HM)
Mickey Stinnett, PK-P (HM)
1983 John Blackwell, OG (3rd)
Gary Clark, WR (HM)
1982 John Kent, OT (2nd)
Gary Clark, WR (HM)
Jon Craver, DT (HM)
Mike Thurman, DB (HM)
1981 Clyde Hoy, LB (HM)
Scott Norwood, PK (HM)
Nick Paulett, OG (HM)
1980 Mark Magaw, OC (HM)

AFCA

- 2018 Jimmy Moreland, DB (1st)
2017 Andrew Ankrah, DL (1st)
Rashad Robinson, DB (1st)
Aaron Stinnie, OL (2nd)
2016 Khalid Abdullah, RB (1st)
Mitchell Kirsch, OL (1st)
2013 Stephon Robertson, LB (1st)
2012 Earl Watford, OG (1st)
2009 Arthur Moats, DE (1st)
2008 Scotty McGee, RS (1st)
2007 Tony LeZotte, FS (1st)
2006 Akeem Jordan, LB (1st)
1999 Curtis Keaton, TB (1st)
1994 Dwight Robinson, CB (1st)
1990 Eupton Jackson, FS (1st)
1989 Steve Bates, DL (1st)
1987 Carlo Bianchini, OG (1st)

STATS/The Sports Network

- 2018 Jimmy Moreland, DB (1st)
D'Angelo Amos, RS (1st)
2017 Andrew Ankrah, DL (1st)
Aaron Stinnie, OL (1st)
Raven Greene, DB (2nd)
Rashad Robinson, DB (2nd)
2016 Rashard Davis, RS (1st)
Mitchell Kirsch, OL (1st)
Khalid Abdullah, RB (2nd)
Taylor Reynolds, CB (3rd)
2015 Andrew Ankrah, LB (2nd)
Mitchell Kirsch, OL (2nd)
Vad Lee, QB (3rd)
2013 Stephon Robertson, LB (1st)
2012 Earl Watford, OG (1st)
Stephon Robertson, LB (2nd)
2009 Arthur Moats, DE (1st)
Scotty McGee, RS (2nd)
Dorian Brooks, OG (3rd)
Sam Daniels, DT (3rd)
2008 Scott Lemn, OC (1st)
Marcus Haywood, FS (2nd)
Rodney Landers, QB (2nd)
Scotty McGee, PR (2nd)
Dorian Brooks, OG (HM)
Scotty McGee, KR (HM)
Dave Stannard, PK (HM)
2007 Tony LeZotte, FS (1st)
John Baranowsky, DT (HM)
Justin Barnes, LB (HM)
Scott Lemn, OC (HM)
Dave Stannard, PK (HM)
2006 Akeem Jordan, LB (1st)
Kevin Winston, DE (1st)
Corey Davis, OT (2nd)
Tony LeZotte, FS (2nd)
2005 Tony LeZotte, FS (1st)
Matt Magerko, OG (3rd)
2004 Tony LeZotte, FS (3rd)
Kwynn Walton, LB (3rd)
2003 Jerame Southern, DE (3rd)
2001 Derrick Lloyd, LB (1st)
2000 Chris Morant, DE (2nd)
Derick Pack, LB (3rd)

- 1999 Curtis Keaton, TB (2nd)
Chris Morant, DE (2nd)
Derick Pack, LB (3rd)
1997 Tony Booth, FS (2nd)
Delvin Joyce, RS (3rd)
1995 David Bailey, OC (1st)
John Coursey, PK (2nd)
Ed Perry, TE (3rd)
1994 Tyrone Washington, DT (2nd)
Ed Perry, TE (3rd)
Dwight Robinson, RS (3rd)
John Coursey, PK (HM)
John Kraus, OG (HM)
Dwight Robinson, CB (HM)
Brent Secrist, OT (HM)
1990 Eupton Jackson, FS (1st)
D.R. Carlson, OT (2nd)
1989 Steve Bates, DL (2nd)
1987 Carlo Bianchini, OG (2nd)
John Druett, P (2nd)

Walter Camp Foundation

- 2018 Jimmy Moreland, DB (1st)
2017 Andrew Ankrah, DL (1st)
Aaron Stinnie, OL (1st)
2016 Rashard Davis, RS (1st)
Mitchell Kirsch, RS (1st)
2013 Stephon Robertson, LB (1st)
2012 Stephon Robertson, LB (1st)
Earl Watford, OG (1st)
2009 Arthur Moats, DE (1st)
2008 Marcus Haywood, FS (1st)
Scott Lemn, OC (1st)
2007 Tony LeZotte, FS (1st)
2006 Corey Davis, OT (1st)
Akeem Jordan, LB (1st)
2005 Tony LeZotte, FS (1st)
Matt Magerko, OG (1st)
2001 Derrick Lloyd, LB (1st)
2000 Chris Morant, DE (1st)
1998 Tony Booth, FS (1st)
1996 Ed Perry, TE (1st)
1995 Ed Perry, TE (1st)
1990 Eupton Jackson, FS (1st)

HERO Sports

- 2018 Jimmy Moreland, DB (1st)
D'Angelo Amos, RS (1st)
John Daka, DL (2nd)
Robert Carter Jr., SPEC (2nd)
Liam Fornadel, OG (Sophomore)
Kyndel Dean, WR (Freshman)
2017 Andrew Ankrah, DL (1st)
Jordan Brown, DB (1st)
Aaron Stinnie, OL (1st)
Raven Greene, DB (2nd)
Kyre Hawkins, LB (3rd)
Rashad Robinson, DB (3rd)
Jahee Jackson, OL (Sophomore)
Harry O'Kelly, P (Freshman)
2016 Khalid Abdullah, RB (1st)
Rashard Davis, RS (1st)
Mitchell Kirsch, OL (1st)
Taylor Reynolds, DB (2nd)
Bryan Schor, QB (2nd)
Aaron Stinnie, OL (2nd)
Raven Greene, DB (3rd)

FCS ADA

- 2018 Jimmy Moreland, DB
D'Angelo Amos, RS
2017 Andrew Ankrah, DL
2013 Stephon Robertson, LB

Phil Steele Magazine

- 2018 Jimmy Moreland, DB (1st)
D'Angelo Amos, RS (1st)

Athlon Sports

- 2018 Jimmy Moreland, DB (1st)
D'Angelo Amos, RS (1st)

College Sporting News

- 2015 Vad Lee, QB (HM)
2009 Arthur Moats, DE
Dorian Brooks, OG
Scotty McGee, KR
2008 Rodney Landers, QB
Scott Lemn, OC
Scotty McGee, RS
Sam Daniels, DT (HM)
2007 Tony LeZotte, FS
John Baranowsky, DT
2006 Akeem Jordan, LB (Def. Player of Year)
Kevin Winston, DE

The Sporting News

- 1982 Gary Clark, WR (HM)

Football News

- 1987 Carlo Bianchini, OG (2nd)

Football Quarterly

- 1995 David Bailey

ESPN/Sportsticker

- 1997 Tony Booth, FS (2nd)

I-AA.org

- 2005 Matt Magerko, OG (3rd)
2004 Tony LeZotte, FS (1st)

CollegeSportsReport.com

- 2005 Matt Magerko, OG (1st)
Tony LeZotte, FS (2nd)
Clint Kent, CB (3rd)
2004 Tony LeZotte, FS (Freshman of Year)

Sports Xchange

- 2005 Matt Magerko, OG (1st)

College Division Associated Press

- 1978 Rick Booth, OG (2nd)
Ray Moore, DL (HM)
1977 Woody Bergeria, DL (HM)
1976 Bob Logan, DB (HM)
1975 Woody Bergeria, DL (HM)
Dewey Windham, LB (HM)
1974 Bernard Slayton, TB (HM)

College Division Kodak/AFCA

- 1978 Rick Booth, OG (1st)
1977 Woody Bergeria, DL (1st)

Players of the Year Colonial Athletic Association

- 2018 Jimmy Moreland, CB (def.)
2017 Andrew Ankrah, DL (def.)
John Miller, WR (specialist)
2016 Bryan Schor, QB (off.)
Rashard Davis, WR (specialist)
2015 Vad Lee, QB (off.)
2013 Stephon Robertson, LB (def.)
2012 Stephon Robertson, LB (def.)
2010 Stephon Robertson, LB (def. rookie)
2009 Arthur Moats, DE (def.)
Justin Thorpe, QB (off.)
2008 Rodney Landers, QB (off.)
Scotty McGee, CB (specialist)
Pat Williams, SS (def. rookie)
2007 Tony LeZotte, FS (def.)

Atlantic 10

- 2006 Akeem Jordan, LB (def.)
2005 Tony LeZotte, FS (def.)
2004 Tony LeZotte, FS (co-rookie)
2001 Derrick Lloyd, LB (co-def.)
1999 Curtis Keaton, TB (off.)
Chris Morant, DE (def.)

ECAC

- 2013 Stephon Robertson, LB (def.)
2008 Rodney Landers, QB (off.)

Richmond Touchdown Club

- 1985 Charles Haley, LB (def.)
1975 Ron Stith, TB (college division)

Postseason Awards

Roanoke Times & World News

2018	Jimmy Moreland, CB (def.)
2016	Bryan Schor, QB (off.)
2014	Vad Lee, QB (off.)
2013	Stephon Robertson, LB (def.)
2008	Rodney Landers, QB (off.)
2004	Tony LeZotte, FS (def.)
1990	Eupton Jackson, FS (def.)
1985	Charles Haley, LB (def.)
1982	Gary Clark, WR (off.)

VaSID

2016	Bryan Schor, QB (off.)
2015	Vad Lee, QB (off.)
2014	Vad Lee, QB (off.)
2013	Stephon Robertson, LB (def.)
2009	Arthur Moats, DE (def.)
2008	Rodney Landers, QB (off.)
2006	Akeem Jordan, LB (def.)
1994	Mike Cawley, QB

Walter Payton Award

2017	Bryan Schor, QB (finalist)
2016	Bryan Schor, QB (finalist)
2014	Vad Lee, QB (finalist)
2008	Rodney Landers, QB (runner-up)
2006	Justin Rascati, QB (finalist)
1999	Curtis Keaton, TB (finalist)

Buck Buchanan Award

2018	Jimmy Moreland, CB (finalist)
2017	Andrew Ankrah, DL (third place)
2013	Stephon Robertson, LB (runner-up)
2012	Stephon Robertson, LB (finalist)
2009	Arthur Moats, DE (winner)
2008	Marcus Haywood, FS (finalist)
2007	Tony LeZotte, FS (finalist)
2006	Akeem Jordan, LB (runner-up)
2001	Derrick Lloyd, LB (winner)
2000	Chris Morant, DE (finalist)
1999	Derick Pack, LB (finalist)

FCS ADA Defensive Player of the Year

2017	Andrew Ankrah, DL (winner)
------	----------------------------

Bill Dudley Award

2018	Jimmy Moreland, CB (finalist)
2016	Bryan Schor, QB (winner)
2015	Vad Lee, QB (winner) - <i>first back-to-back winner</i>
2014	Vad Lee, QB (winner)
2013	Stephon Robertson, LB (winner)
2012	Stephon Robertson, LB (finalist)
2009	Arthur Moats, DE (finalist)
2008	Rodney Landers, QB (winner)
2006	Akeem Jordan, LB (finalist)
1999	Curtis Keaton, TB (finalist)
1994	Mike Cawley, QB (finalist)
1991	Eriq Williams, QB (finalist)

Rimington Award (Center)

2008	Scott Lemn (winner)
------	---------------------

College Sporting News

2009	Arthur Moats, DE (winner)
2006	Akeem Jordan, LB (winner)

Coach of the Year

Challace McMillin (1972-84)

1982	Richmond Touchdown Club Suffolk Sports Club
1978	Richmond Touchdown Club Suffolk Sports Club
1975	District III (Kodak and American Football Coaches) VCAA Richmond Touchdown Club
1974	VCAA (co-coach)

Joe Purzycki (1985-90)

1987	Virginia Sports Information Directors
------	---------------------------------------

Rip Scherer (1991-94)

1994	Virginia Sports Information Directors Richmond Touchdown Club
1991	Virginia Sports Information Directors Richmond Touchdown Club

Mickey Matthews (1999-2013)

2008	The Sports Network (FCS national) Liberty Mutual (FCS national) Colonial Athletic Association
2006	Richmond Touchdown Club (state)
2004	American Football Coaches (Division I-AA national) CollegeSportsReport.Com (Division I-AA national) Norfolk Sports Club (state) Portsmouth Sports Club (state) Virginia Sports Information Directors (state)
1999	The Sports Network (Division I-AA national) Atlantic 10

Mike Houston (2016-18)

2017	Touchdown Club of Richmond (state) Virginia Sports Information Directors (state) Norfolk Sports Club (state)
2016	American Football Coaches Association (FCS national) American Football Coaches Association (FCS regional) Colonial Athletic Association Metro New York Football Writers DC Touchdown Club Touchdown Club of Richmond (state) Virginia Sports Information Directors (state) Norfolk Sports Club (state)

Academic All-America CoSIDA

1989	Mark Kiefer, DB (2nd)
1979	Ricky Leonard, DB (2nd)
1978	Warren Coleman, OT (1st) Joe Showker, PK (2nd)
1977	Warren Coleman, OT (2nd)

Academic All-District CoSIDA

2015	Dominick Richards, OL (1st)
2005	Matt Magerko, OG (1st)

ADA Academic All-Star

2018	Riley Stapleton, WR
2015	Dominick Richards, OL
2005	Matt Magerko, OG

All-Conference

Colonial Athletic Association

2018	Jimmy Moreland, CB (1st, Def. Player of Year) D'Angelo Amos, PR (1st) Ron'Dell Carter, DL (1st) Robert Carter Jr., SPEC (1st) Adam Smith, S (1st) Liam Fornadel, OL (2nd) Dimitri Holloway, LB (2nd) Harry O'Kelly, P (2nd) Riley Stapleton, WR (2nd) John Daka, DL (3rd) Ben DiNucci, QB (3rd) Jawon Hamilton, KR (3rd) Mac Patrick, OL (3rd) Ethan Ratke, PK (3rd)
2017	Andrew Ankrah, DL (1st, Def. Player of Year) John Miller, RS (1st, Specialist of Year) Raven Greene, S (1st) Kyre Hawkins, LB (1st) Jimmy Moreland, CB (1st) Rashad Robinson, CB (1st) Simeyon Robinson, DL (1st) Aaron Stinnie, OL (1st) Jordan Brown, S (2nd) Jahee Jackson, OL (2nd) Harry O'Kelly, P (2nd) Bryan Schor, QB (2nd, Chuck Boone Leadership) Terrence Alls, WR (3rd) Darrius Carter, DL (3rd) Brandon Hereford, LB (3rd) Trai Sharp, RB (3rd)
2016	Bryan Schor, QB (1st, Off. Player of Year) Rashad Davis, RS (1st, Specialist of Year) Khalid Abdullah, RB (1st) Andrew Ankrah, DL (1st) Raven Greene, S (1st)

	Mitchell Kirsch, OL (1st) Jonathan Kloosterman, TE (1st) Brandon Ravenel, WR (1st) Taylor Reynolds, CB (1st) Aaron Stinnie, OL (1st) Matt Frank, OL (2nd) Gunnar Kane, P (2nd) Gage Steele, LB (2nd) Terrence Alls, WR (3rd)
2015	Andrew Ankrah, LB (1st) Mitchell Kirsch, OL (1st) Vad Lee, QB (1st) Brandon Ravenel, WR (1st) Taylor Reynolds, CB (1st) Deane Cheatham, TE (2nd) Raven Greene, S (2nd) Cardon Johnson, RB (2nd) Alex Mosley, DL (2nd) Gunnar Kane, P (3rd)
2014	Sage Harold, DL (1st) Dean Marlowe, S (1st) Daniel Brown, WR (2nd) Mitchell Kirsch, OL (2nd) Vad Lee, QB (2nd) Taylor Reynolds, CB (2nd) Brandon Lee, DL (3rd)
2013	Stephon Robertson, LB (1st) Dae'Quan Scott, RB (1st) Jordan Stanton, DT (1st) Dean Marlowe, S (2nd); PR (3rd) Tyler Snow, DE (2nd) Gage Steele, LB (3rd) Dean Marlowe, S (1st) Stephon Robertson, LB (1st) Ryan Smith, PR (1st) Earl Watford, OG (1st) Brian Barlow, HB/TE (2nd) Dae'Quan Scott, RB (2nd) Cameron Starke, PK (2nd) Jakarie Jackson, S (3rd) David Skahn, P (3rd) Tyler Snow, DL (3rd) D.J. Bryant, DL (1st)
2011	Stephon Robertson, LB (1st) Earl Watford, OL (1st) Roane Babington, OL (2nd) Brian Barlow, HB/TE (2nd) David Skahn, P (2nd) Dae'Quan Scott, RB & KR (2nd) Pat Williams, LB (2nd) Kerby Long, WR (3rd) Dean Marlowe, DB (3rd) Lamar Middleton, DL (3rd)
2010	Ronnell Brown, DL (1st) Roane Babington, OL (2nd) Theo Sherman, OL (2nd) Jamal Sullivan, RB (2nd) Stephon Robertson, LB (3rd, Def Rookie of the Year) Dae'Quan Scott, KR (3rd)
2009	Arthur Moats, DE (1st, Def. Player of the Year) Dorian Brooks, OG (1st) Sam Daniels, DT (2nd) Scotty McGee, CB, KR, PR (2nd) Ronnell Brown, DT (3rd) Mike Caussin, TE (3rd) Rockeed McCarter, WR (3rd) Theo Sherman, OT (3rd) Pat Williams, LB (3rd)
2008	Rodney Landers, QB (1st, Off. Player of Year) Pat Williams, SS (Def. Rookie of Year) Marcus Haywood, FS (1st) Scott Lemn, OC (1st) Evan McCollough, CB (1st) Scotty McGee, PR (1st) Hassan Abdul-Wahid, DE (2nd) Terrence Apted, OT (2nd) Dorian Brooks, OG (2nd) Eugene Holloman, TB (2nd) Scotty McGee, KR (2nd, Specialist of Year) Sam Daniels, DT (3rd) Arthur Moats, DE (3rd)

	Theo Sherman, OT (3rd) Griff Yancey, FB/HB (3rd)
2007	John Baranowsky, DT (1st) Scott Lemn, OC (1st) Tony LeZotte, FS, (1st) Hassan Abdul-Wahid, DE (2nd) Justin Barnes, LB (2nd) Rodney Landers, QB (2nd) Evan McCollough, CB (2nd) Dave Stannard, PK (2nd) Terrence Apted, OT (3rd) L.C. Baker, WR, PR (3rd) Jason Pritchard, P (3rd)

Atlantic 10 Conference

2006	L.C. Baker, PR (1st) Corey Davis, OT (1st) Isaiah Dottin-Carter, LB (1st) Tony Jordan, LB (1st, Def. Player of Year) Eugene Holloman, TB (1st) Tony LeZotte, FS (1st) Kevin Winston, DE (1st) L.C. Baker, WR (2nd) John Baranowsky, DT (2nd) Phil Minfield, WS (2nd) Justin Rascati, QB (2nd) Chuck Suppon, DT (2nd) Ardon Bransford, WR (3rd) Mike Parham, OG (3rd) Jason Pritchard, P (3rd) David Rabil, PK (3rd)
2005	Tony LeZotte, FS (1st, Def. Player of Year) L.C. Baker, RS (1st) Clint Kent, CB (1st) Matt Magerko, OG (1st) Kevin Winston, DE (1st) Alvin Banks, TB (2nd) Isai Bradshaw, DE (2nd) Corey Davis, OT (2nd) Akeem Jordan, LB (2nd) Maurice Fenner, TB (3rd) Casime Harris, TE (3rd)
2004	Tony LeZotte, FS (1st) Matt Magerko, OG (1st) Kwynn Walton, LB (1st) Rodney McCarter, WS (2nd) Cortez Thompson, CB (2nd) Cortez Thompson, PR (2nd) Trey Townsend, LB (2nd) Frank Cobbs, DT (3rd) David Rabil, PK (3rd) Tom Ridley, TE (3rd)
2003	Nick Englehart, P (1st) Jerame Southern, DE (1st) Dennard Melton, LB (1st) Rodney McCarter, FS (3rd) Frank Cobbs, DT (3rd)
2002	Mike Connelly, RS (1st) Jerame Southern, DE (1st) Richard Hicks, DE (2nd) Leon Steinfeld, OC (2nd) Rondell Bradley, TB (3rd) Alan Harrison, WR (3rd) Dennard Melton, LB (3rd) Justin Ruffin, FS (3rd)
2001	Derrick Lloyd, LB (1st, co-Def. Player of Year) Derick Pack, LB (1st) Burke George, PK (3rd) Richard Hicks, DE (3rd)
2000	Ron Atkins, SS (1st) Jason Inskeep, OC (1st) Chris Morant, DE (1st) Derick Pack, LB (1st) Mark Coates, CB (2nd) Ulrick Edmonds, DT (2nd) Delvin Joyce, RS (2nd) Derrick Lloyd, LB (2nd) Murray Douglas, OT (3rd)
1999	Curtis Keaton, TB (1st, Off. Player of Year) Chris Morant, DE (1st, Def. Player of Year) Ron Atkins, FS (1st) Delvin Joyce, RS (1st)

Postseason Awards

Mike Luckie, LB (1st)
Derick Pack, LB (1st)
Dee Shropshire, OG (1st)
Jason Inskeep, OC (2nd)
Jason Parmer, DE (2nd)
Ulrick Edmonds, DT (3rd)
Mike Glover, P (3rd)
Mike Glover, PK (3rd)

1998 Tony Booth, FS (1st)
Curtis Keaton, TB (2nd)
Chris Wright, P (2nd)
Chris Morant, DE (3rd)

1997 Tony Booth, FS (1st)
Delvin Joyce, RS (1st)
Nelson Garner, P (2nd)
Nelson Garner, PK (3rd)

Yankee Conference

1996 Macey Brooks, WR (1st)
Jay Jones, RS (1st)
Ed Perry, TE (1st)
John Coursey, PK (2nd)
Nelson Garner, P (2nd)
David Lee, SS (2nd)
Jay Jones, WR (3rd)
John Stein, FS (3rd)

1995 John Coursey, PK (1st)
Ed Perry, TE (1st)
Mike Cawley, QB (2nd)
Jay Jones, WR (2nd)
Brent Secrist, OG (2nd)
Quincy Waller, CB (2nd)
David Bailey, OC (3rd)
Alonzo Bowler, LB (3rd)
Nelson Garner, P (3rd)
Lamont Gooding, DT (3rd)
Mike Howard, DT (3rd)

1994 John Coursey, PK (1st)
Ed Perry, TE (1st)
Dwight Robinson, RS (1st)
Dwight Robinson, CB (2nd)
Tyrone Washington, DT (2nd)
David Bailey, OC (3rd)
Macey Brooks, WR (3rd)
Mike Cawley, QB (3rd)
Marcus Cuttino, DT (3rd)
Clint Dunn, LB (3rd)
Kelvin Jeter, TB (3rd)
Brent Secrist, OT (3rd)
Julius Williams, DE (3rd)

1993 David McLeod, WR (1st)
Dwight Robinson, RS (1st)
Dion Foxx, DE (2nd)
Malik Moody, DT (2nd)
Dwight Robinson, CB (3rd)
Trey Weis, PK (3rd)

Virginia College Athletic Association

1975 Jeff Adams, OG (1st)
Woody Bergeria, DL (1st)
Ron Stith, TB (1st)
Dewey Windham, LB (1st)
Dale Eaton, DE (2nd)
Brent Good, DB (2nd)
Brian Grainer, OC (2nd)
Tim Phillips, OT (2nd)
Bernard Slayton, TB (2nd)
Les Branich, QB (HM)
Pat Cavanaugh, LB (HM)
Rich Jackson, DE (HM)

1974 Les Branch, QB (1st)
Bernard Slayton, TB (1st)
Brent Good, DB (2nd)
Brian Grainer, OC (2nd)
Dewey Windham, LB (2nd)
Mike Atalla, DB (HM)
Woody Bergeria, DL (HM)
Dale Eaton, DE (HM)
Tim Phillips, OT (HM)
Ron Stith, TB (HM)

ECAC Division I All-Stars

2018 Ron'Dell Carter, DL (1st)
Jimmy Moreland, CB (1st)
Adam Smith, S (2nd)

2017 Andrew Ankrah, DL (1st)
Rashad Robinson, CB (1st)
Aaron Stinnie, OL (1st)
Kyre Hawkins, LB (2nd)
Jimmy Moreland, CB (2nd)

2015 Mitchell Kirsch, OL (1st)
Vad Lee, QB (1st)
Taylor Reynolds, CB (1st)
Andrew Ankrah, LB (2nd)

2010 Ronnell Brown, DT (1st)
2009 Arthur Moats, DE (1st)
2008 Rodney Landers, QB (1st, Off. Player of Year)
Marcus Haywood, FS (1st)
Scott Lemn, OC (1st)
Scotty McGee, RS (1st)

2007 Tony LeZotte, FS (1st)
John Baranowsky, DT (1st)

2006 L.C. Baker, RS (1st)
Akeem Jordan, LB (1st)
Tony LeZotte, FS (1st)
Kevin Winston, DE (1st)
Corey Davis, OT (1st)

2005 Tony LeZotte, FS (1st)
Matt magerko, OG (1st)
Kevin Winston, DE (1st)
L.C. Baker, RS (HM)
Clint Kent, CB (HM)

2004 Tony LeZotte, FS (1st)
Matt Magerko, OG (1st)
Kwynn Walton, LB (1st)

2003 Nick Englehart, P (1st)
Jerame Southern, DE (1st)

2001 Derrick Lloyd, LB (1st)
2000 Chris Morant, DE (1st)
Derick Pack, LB (1st)
Ron Atkins, SS (2nd)
Jason Inskeep, OC (2nd)

1999 Curtis Keaton, TB (1st, co-off. player of year)
Ron Atkins, FS (1st)
Derick Pack, LB (1st)
Delvin Joyce, RS (2nd)
Chris Morant, DE (2nd)
Mike Luckie, LB (2nd)

1998 Tony Booth, FS (1st)
Delvin Joyce, RS (1st)
Chris Wright, P (2nd)

1997 Tony Booth, FS (1st)
Delvin Joyce, RS (1st)
Carter Robertson, OT (2nd)

1996 John Coursey, PK (1st)
Ed Perry, TE (1st)
Jay Jones, WR (2nd)

1995 John Coursey, PK (2nd)
1994 Tyrone Washington, DT (1st)
John Coursey, PK (2nd)
Dwight Robinson, CB (2nd)
Dwight Robinson, RS (2nd)

1993 Dion Foxx, DE (1st)
Dwight Robinson, RS (1st)
Trey Weis, PK (2nd)

1992 Chris Parrott, FS (1st)
Brian Kagle, OG (2nd)
Kenny Sims, TB (2nd)

1991 Shannon Vissman, LB (2nd)
1990 D.R. Carlson, OT (2nd)
Eupton Jackson, FS (2nd)

1989 Scott Todd, P (2nd, tie)
1988 Steve Bates, DT (2nd)
1987 John Druett, P (1st)
Carlo Bianchini, OG (2nd)
Jim Eckenrode, DT (2nd)

1986 Marshall Barnes, FB (2nd)
John Druett, P (2nd)
Warren Marshall, RB (2nd)

1985 Charles Haley, LB (1st)
1984 Charles Haley, LB (HM)

Mickey Stinnett, PK (HM)
1983 Mickey Stinnett, P (2nd)
1982 Gary Clark, WR (HM)
Jon Craver, DT (HM)
1980 Mark Magaw, OC (1st)
Scott Norwood, PK (1st)

ECAC Division III

1978 Rick Booth, OG (1st)
Ray Moore, DE (1st)

Northeast Region (Football Weekly)

2006 L.C. Baker, PR (1st)
Akeem Jordan, LB (1st)
Tony LeZotte, FS (1st)
Kevin Winston, DE (1st)
Corey Davis, OT (2nd)
Chuck Suppon, DT (2nd)
Isaiah Dottin-Carter, LB (2nd)
L.C. Baker, WR (HM)
Eugene Holloman, TB (HM)
Justin Rascati, QB (HM)

2005 Tony LeZotte, FS (1st)
Matt Magerko, OG (1st)
Clint Kent, CB (2nd)
Kevin Winston, DE (2nd)
Akeem Jordan, LB (3rd)

All-State VaSID

2018 Jimmy Moreland, CB (1st, Def. Player of the Year)
Kyndel Dean, WR (Off. Rookie of the Year)
D'Angelo Amos, RS (1st)
Ron'Dell Carter, DL (1st)
Robert Carter Jr., SPEC (1st)
John Daka, DL (1st)
Liam Fornadel, OL (1st)
Dimitri Holloway, LB (1st)
Ethan Ratke, PK (1st)
Adam Smith, S (1st)
Mac Patrick, OL (2nd)

2017 Andrew Ankrah, DL (1st)
Jordan Brown, S (1st)
Kyre Hawkins, LB (1st)
Jahee Jackson, OL (1st)
Marcus Marshall, RB (1st)
Jimmy Moreland, CB (1st)
Rashad Robinson, CB (1st)
Simeyon Robinson, DL (1st)
Aaron Stinnie, OL (1st)
Raven Greene, S (2nd)
Brandon Hereford, LB (2nd)
Harry O'Kelly, P (2nd)
Ethan Ratke, K (2nd)
Bryan Schor, QB (2nd)

2016 Bryan Schor, QB (1st, Off. Player of the Year)
Khalid Abdullah, RB (1st)
Rashard Davis, RS (1st); WR (2nd)
Raven Greene, S (1st)
Mitchell Kirsch, OL (1st)
Taylor Reynolds, CB (1st)
Aaron Stinnie, OL (1st)
Andrew Ankrah, DL (2nd)
Matt Frank, OL (2nd)
Gunnar Kane, P (2nd)
Jonathan Kloosterman, TE (2nd)
Brandon Ravenel, WR (2nd)
Gage Steele, LB (2nd)
Martez Stone, DL (2nd)

2015 Vad Lee, QB (1st, Off. Player of the Year)
Andrew Ankrah, LB (1st)
Mitchell Kirsch, OL (1st)
Taylor Reynolds, CB (1st)
Deane Cheatham, TE (2nd)
Raven Greene, S (2nd)

2014 Vad Lee, QB (1st, Off. Player of the Year)
Sage Harold, DL (1st)
Dean Marlowe, S (1st)
Deane Cheatham, TE (2nd)
Mitchell Kirsch, OL (2nd)
Taylor Reynolds, CB (2nd)

2013 Stephon Robertson, LB (1st, Def. Player of the Year)
Dae'Quan Scott, RB (1st)
Jordan Stanton, DT (1st)
Josh Wells, OL (2nd)
Dean Marlowe, S (2nd)

2012 Stephon Robertson, LB (1st)
Earl Watford, OL (1st)
Dae'Quan Scott, RB (2nd)
Brian Barlow, TE (2nd)
Tyler Snow, DT (2nd)
Dean Marlowe, FS (2nd)
Ryan Smith, RS (2nd)

2011 D.J. Bryant, DE (1st)
Stephon Robertson, LB (1st)
Earl Watford, OL (1st)
Roane Babington, OL (2nd)
Brian Barlow, TE (2nd)
Dean Marlowe, S (2nd)
Dae'Quan Scott, RB (2nd)

2010 Vidal Nelson, LB (1st)
Roane Babington, OL (2nd)
Ronnell Brown, DL (2nd)
Stephon Roberston, LB (2nd)
Jakarie Jackson, S (2nd)
Dae'Quan Scott, RS (2nd)

2009 Arthur Moats, DE (1st, Def. Player of the Year)
Dorian Brooks, OG (1st)
Scotty McGee, RS (1st)
Mike Caussin, TE (2nd)
Sam Daniels, DT (2nd)
Scotty McGee, CB (2nd)
Theo Sherman, OT (2nd)

2008 Rodney Landers, QB (1st, Off. Player of Year)
Terrence Apted, OT (1st)
Marcus Haywood, FS (1st)
Scott Lemn, OC (1st)
Scotty McGee, RS (1st)
Dorian Brooks, OG (2nd)
Hassan Abdul-Wahid, DE (2nd)
Eugene Holloman, TB (2nd)
Evan McCollough, CB (2nd)
Arthur Moats, DE (2nd)
Theo Sherman, OT (2nd)

2007 Rodney Landers, QB (1st)
Scott Lemn, OC (1st)
Tony LeZotte, FS (1st)
Terrence Apted, OT (2nd)
John Baranowsky, DT (2nd)
Marcus Haywood, SS (2nd)

2006 L.C. Baker, WR (1st)
Corey Davis, OT (1st)
Akeem Jordan, LB (1st, def. player of year)
Tony LeZotte, FS (1st)
Mike Parham, OG (1st)
Justin Rascati, QB (1st)
Kevin Winston, DE (1st)
Isaiah Dottin-Carter, LB (2nd)
Vernon Eason, OG (2nd)
Eugene Holloman, TB (2nd)
Phil Minafeld, WS (2nd)
Jason Pritchard, P (2nd)

2005 Alvin Banks, TB (1st)
Clint Kent, CB (1st)
Tony LeZotte, FS (1st)
Matt Magerko, OG (1st)
Kevin Winston, DE (1st)
L.C. Baker, RS (2nd)
Corey Davis, OT (2nd)
Casime Harris, TE (2nd)
Akeem Jordan, LB (2nd)

2004 Tony LeZotte, FS (1st)
Matt Magerko, OG (1st)
Kevin Winston, DE (1st)
Kwynn Walton, LB (1st)

2003 Nick Englehart, P (1st)
Jerame Southern, DE (1st)
Rodney McCarter, FS (1st)
Dennard Melton, LB (1st)

2002 Jerame Southern, DE (1st)
2001 Derrick Lloyd, LB (1st)
Derick Pack, LB (1st)

Postseason Awards

2000 Ron Atkins, SS (1st)
Jason Inskeep, OC (1st)
Chris Morant, DE (1st)
Derick Pack, LB (1st)

1999 Ron Atkins, FS (1st)
Curtis Keaton, TB (1st)
Mike Luckie, LB (1st)
Chris Morant, DE (1st)
Derick Pack, LB (1st)

1998 Tony Booth, FS (1st)
Delvin Joyce, RS (1st)
Earnest Payton, WR (1st)

1997 Tony Booth, FS (1st)
Delvin Joyce, RS (1st)

1996 Macey Brooks, WR (1st)
Bryan Jackson, OT (1st)
Jay Jones, RS (1st)
Ed Perry, TE (1st)

1995 Mike Cawley, QB (1st, tie)
John Coursey, PK (1st)
Jay Jones, WR (1st)
Ed Perry, TE (1st)

1994 Mike Cawley, QB (1st, Player of Year)
Ed Perry, TE (1st)
Dwight Robinson, CB (1st)
Dwight Robinson, RS (1st)
Brent Secrist, OT (1st)
Tyrone Washington, DT (1st)

1993 Dion Foxx, DE (1st)
David McLeod, WR (1st)
Dwight Robinson, CB (1st)
Dwight Robinson, RS (1st)
Trey Weis, PK (1st)

1992 Scott Frazier, P (1st)
Brian Kagle, OG (1st)
David McLeod, WR (1st)
Chris Parrott, FS (1st)
Kenny Sims, TB (1st)
Derek Spangler, OT (1st)

1991 Richard Bryant, LB (1st)
David McLeod, WR (1st)
Doug Murphy, OC (1st)
Clive Pettis, NG (1st)
Kenny Sims, TB (1st)
Chris Thurman, OG (1st)
Shannon Vissman, LB (1st)

1990 Eric Baylor, OG (1st)
D.R. Carlson, OT (1st)
Eupton Jackson, FS (1st)
Shannon Vissman, LB (1st)

1989 Steve Bates, DL (1st)
Richie Bresee, OG (1st)
D.R. Carlson, OT (1st)
Rob Howard, OC (1st)
Eupton Jackson, FS (1st)
Darryl Thompson, LB (1st)
Scott Todd, P (1st)

1988 Eupton Jackson, FS (1st)
Greg Medley, FB (1st)
Shawn Woodson, LB (1st)

1987 Carlo Bianchini, OG (1st)
John Druett, P (1st)
Jim Eckenrode, DT (1st)
Marty Fitzgerald, LB (1st)
Roy Delph, OT (1st)
Greg Medley, FB (1st)
Shawn Woodson, LB (1st)

1986 Warren Marshall, FB (1st)
Carlo Bianchini, OG (1st)
Marshall Barnes, DB (1st)
Greg Colvin, NG (1st)
Dean McCullough, LB (1st)

1984 Mickey Stinnett, tie for PK (1st)

1983 John Blackwell, OG (1st)
Gary Clark, WR (1st)
Charles Haley, LB (1st)
Mike Setser, DT (1st)
Mickey Stinnett, P; tie for PK (1st)

Roanoke Times & World News

2018 No Team

2017 Andrew Ankrah, DL (1st, Def. Player of the Year)
Jordan Brown, DB (1st)
Kyre Hawkins, LB (1st)
Jahee Jackson, OT (1st)
Marcus Marshall, RB (1st)
Rashad Robinson, DB (1st)
Aaron Stinnie, OT (1st)
Raven Greene, DB (2nd)
Jimmy Moreland, DB (2nd)
Ethan Ratke, K (2nd)
Simeyon Robinson, DL (2nd)
Bryan Schor, QB (2nd)

2016 Bryan Schor, QB (1st, Off. Player of the Year)
Khalid Abdullah, RB (1st)
Andrew Ankrah, DL (1st)
Rashad Davis, RS (1st)
Raven Greene, DB (1st)
Mitchell Kirsch, OL (1st)
Taylor Reynolds, DB (1st)
Matt Frank, OG (2nd)
Jonathan Kloosterman, TE (2nd)
Aaron Stinnie, OT (2nd)

2015 Andrew Ankrah, LB (1st)
Mitchell Kirsch, OT (1st)
Vad Lee, QB (1st)
Taylor Reynolds, CB (1st)
Deane Cheatham, TE (2nd)
Alex Mosley, DL (2nd)

2014 Vad Lee, QB (1st, Off. Player of the Year)
Mitchell Kirsch, OT (1st)
Sage Harold, DL (1st)
Dean Marlowe, DB (1st)
Taylor Reynolds, DB (2nd)

2013 Stephon Robertson, LB (1st, Def. Player of the Year)
Dae'Quan Scott, RB (1st)
Jordan Stanton, DL (1st)
Josh Wells, OT (2nd)

2012 Dean Marlowe, S (1st)
Stephon Robertson, LB (1st)
Earl Watford, OL (1st)
Dae'Quan Scott, RB (2nd)
Brian Barlow, TE (2nd)
Tyler Snow, DL (2nd)

2011 D.J. Bryant, DL (1st)
Stephon Robertson, LB (1st)
Dae'Quan Scott, RB (2nd)
Earl Watford, OG (2nd)
Dean Marlowe, DB (2nd)

2010 Roane Babington, OC (1st)
Ronell Brown, DL (1st)
Theo Sherman, OT (2nd)
Stephon Robertson, LB (2nd)

2009 Arthur Moats, DE (1st)
Theo Sherman, OT (1st)
Dorian Brooks, OG (2nd)
Mike Caussin, TE (2nd)
Scotty McGee, CB (2nd)

2008 Rodney Landers, QB (1st, Off. Player of Year)
Terrence Apted, OT (1st)
Scott Lemn, OC (1st)
Scotty McGee, RS (1st)
Hassan Abdul-Wahid, DE (2nd)
Evan McCollough, CB (2nd)
Theo Sherman, OT (2nd)

2007 Terrence Apted, OT (1st)
Rodney Landers, QB (1st)
Tony LeZotte, FS (1st)
John Baranowsky, DT (2nd)
Scott Lemn, OC (2nd)
Evan McCollough, CB (2nd)

2006 Corey Davis, OT (1st)
Akeem Jordan, LB (1st)
Tony LeZotte, FS (1st)
Justin Rascati, QB (1st)
Kevin Winston, DE (1st)
L.C. Baker, WR (2nd)
Isaiah Dottin-Carter, LB (2nd)
Eugene Holloman, TB (2nd)
Phil Minafeld, WS (2nd)

Mike Parham, OG (2nd)
Chuck Suppon, DT (2nd)

2005 Alvin Banks, TB (1st)
Tony LeZotte, FS (1st)
Matt Magerko, OG (1st)
Corey Davis, OT (2nd)
Kevin Winston, DE (2nd)
Clint Kent, CB (2nd)

2004 Tony LeZotte, FS (1st, Def. Player of Year)
Matt Magerko, OG (1st)
Kwynn Walton, LB (1st)
Frank Cobbs, DT (2nd)
Trey Townsend, LB (2nd)
Rodney McCarter, WS (2nd)
Cortez Thompson, CB (2nd)
Jerame Southern, DE (1st)
Dennard Melton, LB (1st)
Nick Englehart, P (2nd)
Alan Harrison, WR (2nd)
Rodney McCarter, FS (2nd)

2003 Jerame Southern, DE (1st)
Richard Hicks, DE (2nd)
Justin Ruffin, FS (2nd)

2002 Derrick Lloyd, LB (1st)
Derick Pack, LB (2nd)

2001 Ron Atkins, SS (1st)
Jason Inskeep, OC (1st)
Chris Morant, DE (1st)
Derick Pack, LB (1st)
Mark Coates, CB (2nd)

1999 Ron Atkins, FS (1st)
Curtis Keaton, TB (1st)
Chris Morant, DE (1st)
Derick Pack, LB (1st)
Dee Shropshire, OG (1st)
Delvin Joyce, RS (2nd)
Mike Luckie, LB (2nd)

1998 Tony Booth, FS (1st)
Delvin Joyce, RS (1st)
Curtis Keaton, TB (2nd)
Earnest Payton, WR (2nd)

1997 Tony Booth, FS (1st)
Nelson Garner, P (2nd)
Delvin Joyce, RS (2nd)
Earnest Payton, WR (2nd)

1996 Macey Brooks, WR (1st)
Ed Perry, TE (1st)
Nelson Garner, P (2nd)
Jay Jones, WR (2nd)
David Lee, SS (2nd)

1995 Jay Jones, WR (1st)
Ed Perry, TE (1st)
Quincy Waller, CB (1st)
David Bailey, OC (2nd)
Mike Cawley, QB (2nd)
John Coursey, PK (2nd)
Brent Secrist, OG (2nd)

1994 Mike Cawley, QB (1st)
Kelvin Jeter, TB (1st)
Ed Perry, TE (1st)
Dwight Robinson, RS (1st)
Macey Brooks, WR (2nd)
David Bailey, OC (2nd)
Brent Secrist, OT (2nd)
Tyrone Washington, DT (2nd)
Dwight Robinson, CB (2nd)

1993 Dion Foxx, DE (1st)
David McLeod, WR (1st)
John Kraus, OG (2nd)
Malik Moody, DT (2nd)
Dwight Robinson, CB (2nd)
Trey Weis, PK (2nd)

1992 Scott Frazier, P (1st)
David McLeod, WR (1st)
Chris Parrott, FS (1st)
Kenny Sims, TB (1st)
Derek Spangler, OT (1st)
Jim Chroniger, LB (2nd)
Brian Kagle, OG (2nd)
Don Phelps, CB (2nd)
Dwight Robinson, RS (2nd)
Eriq Williams, QB (2nd)

1991 Richard Grevious, SS (1st)
Kenny Sims, TB (1st)
Chris Thurman, OG (1st)
Clive Pettis, NG (2nd)
Shannon Vissman, LB (2nd)
Eriq Williams, QB (2nd)

1990 Eupton Jackson, FS (1st, Def. Player of the Year)
D.R. Carlson, OT (1st)
Eupton Jackson, FS (1st)
Scott Todd, P (1st)
Eric Baylor, OG (2nd)
Shannon Vissman, LB (2nd)

1989 Steve Bates, DL (1st)
Richie Bresee, OG (1st)
Rob Howard, OC (1st)
Scott Todd, P (1st)
D.R. Carlson, OT (2nd)
Paul Fornadel, NG (2nd)
Sonny Smith, LB (2nd)

1988 Chris Schellhammer, OG (1st)
Shawn Woodson, LB (1st)
Greg Medley, RB (1st)
Keith Thornton, WR (HM)
Steve Bates, DT (HM)
Greg Colvin, DT (HM)
Eupton Jackson, FS (HM)
Dan Kobosko, LB (HM)
Scott Todd, P (HM)

1987 Carlo Bianchini, OG (1st)
John Druett, P (1st)
Jim Eckenrode, DT (1st)
Marty Fitzgerald, LB (1st)
Rob Howard, OC (1st)
Tony Graddy, HB (1st)
Roy Delph, OT (HM)
Tim Garrity, PK (HM)
Chris Jacobs, SS (HM)
Greg Medley, FB (HM)
Neal Wilkinson, TE (HM)
Shawn Woodson, LB (HM)

1986 Warren Marshall, RB (1st)
Carlo Bianchini, OG (1st)
Shawn Woodson, LB (1st)
Marshall Barnes, DB (2nd)
Greg Colvin, NG (2nd)
John Druett, P (2nd)
Dean McCullough, LB (2nd)
Marcus Adkins, DB (HM)
Eric Green, QB (HM)
Neal Wilkinson, TE (HM)

1985 Charles Haley, LB (1st, Def. Player of the Year)
Marshall Barnes, DB (2nd)
Doug West, NG (2nd)
Marcus Adkins, DB (HM)
Kenny Dalton, OG (HM)
Steve Hamm, OC (HM)
Warren Marshall, RB (HM)

1984 Charles Haley, LB (1st)
Warren Marshall, RB (1st)
Mickey Stinnett, PK (1st), P (HM)
Greg Dyer, DT (2nd)
Marshall Barnes, DB (2nd)
Mike Setser, DT (HM)
Greg Smith, OC (HM)

1983 John Blackwell, OG (1st)
Gary Clark, WR (1st)
Charles Haley, LB (2nd)
Mike Setser, DT (2nd)
Mickey Stinnett, P, Pk (2nd)

1982 Gary Clark, WR (1st, Off. Player of the Year)
John Blackwell, OG (1st)
Charles Haley, DE (1st)
Jon Carver, DT (2nd)
Jon Roddy, QB (2nd)
Mickey Stinnett, PK (2nd)
Mike Thurman, DB (2nd)

1981 Greg Caldwell, P (1st)
Nick Paulett, OG (1st)
Bruce Morton, DB (2nd)
Scott Norwood, PK (2nd)

1980 Scott Norwood, PK (1st)
John Kubesh, DL (2nd)

Postseason Awards

JMU MVPs

Awards named for individuals beginning in 1999
Team – Dean Ehlers

Offensive - Gary Clark

Defensive - Charles Haley

Special Teams – Challance McMillin

2018	Ron'Dell Carter, DL Offense: Cardon Johnson, RB; Marcus Marshall, RB; Trai Sharp, RB Defense: Jimmy Moreland, CB Specialist: D'Angelo Amos; Robert Carter Jr. Entire Team
2017	Offense: Bryan Schor, QB Defense: Andrew Ankrah, DL; Jordan Brown, S; Kyre Hawkins, LB Specialist: Harry O'Kelly
2016	Bryan Schor, QB Offense: Khalid Abdullah, RB Defense: Raven Greene, S; Gage Steele, LB Specialist: Robert Carter Jr., CB; Rashard Davis, WR
2015	Vad Lee, QB Offense: Vad Lee, QB Defense: Taylor Reynolds, CB Specialist: Gunnar Kane, P
2014	Vad Lee, QB Offense: Vad Lee, QB Defense: Dean Marlowe, S Specialist: Justin Wellons, CB
2013	Stephon Robertson, LB Offense: Dae'Quan Scott, RB Defense: Jordan Stanton, DT Specialist: Connor Arnone, K
2012	Stephon Robertson, LB Offense: Dae'Quan Scott, RB Defense: Dean Marlowe, S Specialist: Chris Beaver, LS; Ryan Smith, RS
2011	Dae'Quan Scott, RB Offense: Justin Thorpe, QB Defense: D.J. Bryant, DE Specialist: Cameron Starke, K
2010	Jamal Sullivan, RB Offense: Dae'Quan Scott Defense: Pat Williams, LB; Stephon Robertson, LB Specialist: Dae'Quan Scott
2009	Arthur Moats, DE Offense: Mike Caussin, TE Rockeed McCarter, WR Defense: Sam Daniels, DT Specialist: Scotty McGee, CB
2008	Rodney Landers, QB Offense: Eugene Holloman, TB Defense: Marcus Haywood, FS Specialist: Scotty McGee, CB
2007	Rodney Landers, QB Tony LeZotte, FS Offense: Antoine Bolton, TB Defense: Justin Barnes, LB Specialist: Scotty McGee, CB
2006	Jon Rose, SS Akeem Jordan, LB Offense: Eugene Holloman, TB; Justin Rascati, QB Defense: Kevin Winston, DE Specialist: L.C. Baker, WR
2005	Clint Kent, CB Offense: Alvin Banks, TB Defense: Akeem Jordan, LB; Tony LeZotte, FS Specialist: L.C. Baker, WR
2004	Raymond Hines, TB Offense: Justin Rascati, QB Defense: Trey Townsend, LB Specialist: Rodney McCarter, WS
2003	Jerame Southern, DE Offense: Alvin Banks, TB Defense: Jerame Southern, DE Specialist: Nick Englehart, P
2002	Richard Hicks, DE Offense: Rondell Bradley, TB Alan Harrison, WR Defense: Jerame Southern, DE Specialist: Rodney McCarter
2001	Derrick Lloyd, LB Offense: Robert Carson, FB Defense: Derrick Lloyd, LB Specialist: Rodney McCarter
2000	Delvin Joyce, TB Offense: Delvin Joyce, TB Defense: Derick Pack, LB Specialist: Delvin Joyce, TB

1999	Curtis Keaton, TB Offense: Curtis Keaton, TB Defense: Chris Morant, DE Specialist: Delvin Joyce, TB
1998	Tony Booth, FS Offense: Curtis Keaton, TB Defense: Mike Masella, SS
1997	Tony Booth, FS Offense: Earnest Payton, WR Macey Brooks, WR; Jay Jones, WR
1996	Mike Cawley, QB
1995	Mike Cawley, QB
1994	David McLeod, WR
1993	Kenny Sims, TB
1992	Kenny Sims, TB; Eriq Williams, QB
1991	Defense: D.R. Carlson, OT Defense: Eupton Jackson, FS
1989	Offense: Greg Medley, RB Defense: Sonny Smith, LB
1988	Offense: Tim Garritty, PK Defense: Shawn Woodson, LB
1987	Offense: Eric Green, QB; Tony Graddy, HB Defense: Marty Fitzgerald, LB
1986	Offense: Warren Marshall, RB Defense: Dean McCullough, LB
1985	Offense: Warren Marshall, RB Defense: Charles Haley, LB
1984	Offense: Warren Marshall, RB Defense: Charles Haley, LB
1983	Offense: Gary Clark, WR Defense: Charles Haley, LB
1982	Offense: Gary Clark, WR Defense: Jon Craver, DT
1981	Offense: Nick Paulett, OG Defense: Clyde Hoy, LB
1980	Offense: Butch Robinson, TB; Frankie Walker, QB Defense: John Kubesh, NG
1979	Offense: Nick Paulett, OT Defense: Conrad Green, DB
1978	Offense: Nick Paulett, OT Defense: Dale Caparaso, LB; Ray Moore, DE
1977	Offense: John Bowers, QB; Shane Hast, FB Defense: Woody Bergeria, NG
1976	Offense: Ron Stith, TB Defense: Bob Logan, DB
1975	Offense: Ron Stith, TB Defense: Dewey Windham, LB
1974	Bernard Slayton, TB
1973	Len Fields, swingback
1972	Larry Crabill, swingback

Bob Yetzer Award (Leadership)

2018	Ron'Dell Carter, DL
2017	Raven Greene, S; John Miller, WR
2016	Gage Steele, LB
2015	Austin Lane, OL
2014	DeAndre' Smith, WR
2013	Tyler Snow, DE
2012	Brian Barlow, TE
2011	Pat Williams, LB; Vidal Nelson, LB
2010	Vidal Nelson, S
2009	Charlie Newman, TE
2008	Rodney Landers, QB
2007	John Baranowsky, DT
2006	Justin Rascati, QB
2005	Justin Rascati, QB
2004	Matt LeZotte, QB
2003	Dennard Melton, LB
2002	Reggie Taylor, SS
2001	Andrew Owen, DT; Jason Thompson, WR
2000	Zeb Clark, LB
1999	Jason Parmer, DE; Dee Shropshire, OG
1998	Mike Masella, SS
1997	Doug Bigelow, LB
1996	David Lee, SS
1995	Matt Ricciardi, OT
1994	Clint Dunn, LB
1993	Brad Morris, OC
1992	Brian Kagle, OG
1991	Clive Pettis, DT
1990	Eupton Jackson, FS
1989	Darryl Thompson, LB
1988	Greg Colvin, DT
1987	Carlo Bianchini, OG
1986	Marcus Adkins, CB
1985	Dan Robertson, WR
1984	Mike Setzer, DT
1983	Dave McKenna, TE
1982	Chuck May, TB
1981	John Skelly, DG

1980	Paul Barnes, OT
1979	Pat Nalls, DE
1978	John Bowers, QB

John Kraus Award (Spirit & Determination)

2018	Jake Brown, WR
2017	Brandon Hereford, LB
2016	Matt Frank, OL
2015	Ryan Maglio, K
2014	Daniel Brown, WR
2013	Pete Rose, S
2012	Ryan Smith, S
2011	Vidal Nelson, LB
2010	Nick Emmons, DL
2009	Mike Caussin, TE
2008	Hassan Abdul-Wahid, DE
2007	Nick Adams, WS
2006	Will Patrick, FB
2005	Matt Magerko, OG
2004	Trey Townsend, LB
2003	Tim Smith, DE
2002	Reggie Taylor, SS
2001	Zach Annon, OT
2000	Delvin Joyce, TB
1999	DeLane Fitzgerald, FB
1998	Tom Hamilton, WR
1997	Corey Clark, OC
1996	Chet Mitchell, OG
1995	David Byerly, OT

Doug West Award (Scout Team)

2018	Patrick Bentley, QB; Kelvin Azanama, LB; Michael Johnson, CB
2017	Joe Fishpaw, OL; Sam Kidd, S; Kyle Davis, LS
2016	J.T. Timming, OL; Devin Medley, LB; D'Angelo Amos, CB
2015	Jerry Reese, Jr., QB; David Allely, LB
2014	Hunter Etheridge, QB; Jake Marten, DE
2013	Matt Frank, OL; Cody Hendrickson, DT
2012	Mack Spees, QB; Justin Baker, DL
2011	Quintin Hunter, WR; Alex Mosley, DL
2010	Josh Hogan, DL
2009	Dae'Quan Scott, WR
2008	Justin Thorpe, QB
2007	Kerby Long, WR; Colin Fitz-Maurice, S
2006	Matt Goff, WR; Jonas Rawlins, LB
2005	Scotty McGee, RB; Michael Brown, LB
2004	Rodney Landers, QB; Adam Ford, CB
2003	Antoine Bolton, TB; Will Patrick, LB
2002	Tahir Hinds, WR; Will Patrick, LB
2000	Joe Cromwell, WR; Trey Townsend, LB
1999	Luke Young, DT

Casey Carter Award (Academics)

2018	Adam Smith, S
2017	Terrence Aills, WR
2016	Simeyon Robinson, DL
2015	Dominick Richards, OL
2014	Kyre Hawkins, LB
2013	Dae'Quan Scott, RB
2012	Peter Rose, S
2011	D.J. Bryant, DE
2010	Jamal Sullivan, RB
2009	Dorian Brooks, OG
2008	Terrence Apted, OT
2007	Justin Barnes, LB; Marvin Brown, TE
2006	Isaiah Dottin-Carter, LB; Kevin Winston, DE
2005	Demetrius Shambley, DT
2004	Cortez Thompson, CB
2003	Jamaal Crowder, OT

Hess/Green Award (Overcoming Hardship)

2018	Cardon Johnson, RB
2017	Jonathan Kloosterman, TE
2016	Jonathan Kloosterman, TE; Bryan Schor, QB
2015	Cardon Johnson, RB
2014	Matt Williams, OL
2013	Scott Jones, OL
2012	Jamie Veney, LB
2011	Nick Emmons, DL
2010	Max Alexandre, DL
2009	Scotty McGee, CB
2008	Eugene Holloman, TB
2007	Terrence Apted, OT
2006	Kevin Winston, DE

Lineman of the Year

2018	Liam Fornadel, OT; Ron'Dell Carter, DE
2017	Aaron Stinnie, OT; Simeyon Robinson, DT
2016	Aaron Stinnie, OT; Martez Stone, DE
2013	Josh Wells, OT; Tyler Snow, DE
2012	Earl Watford, OG; Tyler Snow, DT
2011	Earl Watford, OG; D.J. Bryant, DE
2010	Theo Sherman, OT; Ronnell Brown, DT
2009	Dorian Brooks, OG; Sam Daniels, DT
2008	Scott Lemn, OC; Arthur Moats, DE
2007	Veron Eason, OG; John Baranowsky, DT

The Madison Man

2016	Brandon Ravenel, WR
------	---------------------

Rookie of the Year

2018	Kyndel Dean, WR
2017	Liam Fornadel, OL
2016	Cole Johnson, QB

Unsung Hero

2018	Hunter Etheridge, QB
2017	Taylor Woods, RB
2016	Daniel Schiele, TE

Iron Dukes Award

2018	Charles Tutt, CB
2017	Kyre Hawkins, LB
2016	Jonathan Kloosterman, TE

Jack Cavanaugh Award

2018	Hunter Etheridge, QB
------	----------------------

JMU Male Athlete of the Year

2018	Jimmy Moreland, CB
2017	Bryan Schor, QB
2016	Vad Lee, QB
2015	Vad Lee, QB
2014	Stephon Robertson, LB
2010	Arthur Moats, DE
2009	Rodney Landers, QB
2008	Tony LeZotte, FS
2006	Tony LeZotte, FS (co-winner)
2005	Matt Magerko, OL
2002	Derrick Lloyd, LB
2001	Delvin Joyce, RB
2000	Curtis Keaton, RB
1998	Tony Booth, DB
1996	Mike Cawley, QB
1990	Steve Bates, DL
1987	Warren Marshall, RB
1986	Charles Haley, LB
1985	Warren Marshall, RB
1984	Gary Clark, WR

JMU Male Scholar-Athlete of the Year

2017	Bryan Schor, QB
2016	Dominick Richards, OL
2009	Dave Stannard, PK
2006	Matt Magerko, OG
2005	Trey Townsend, LB
1997	Dirk Phillips, DL
1996	Carter Robertson, OL
1992	Shannon Vissman, LB
1990	Mark Kiefer, DB
1983	Jon Craver, DL

JMU Athletic Hall of Fame (Football Inductees)

2019	Tony LeZotte, FS (2004-07)
2018	Steve Bates, DL (1986-89) Akeem Jordan, LB (2003-06)
2016	Carlo Bianchini, OL (1984-87)
2014	Delvin Joyce, RB (1997-2000)
2012	Eriq Williams, QB (1989-92)
2011	Mike Cawley, QB (1993-95) Curtis Keaton, RB (1998-99)
2010	Clyde Hoy, OL (1978-81)
2007	Eupton Jackson, FS (1987-90)
2004	Woody Bergeria, DL (1973-76)
2001	Warren Marshall, RB (1982-86)
1998	Bernard Slayton, TB (1973-76)
1996	Charles Haley, LB (1982-85)
1995	Les Branich, QB (1972-75)
1994	Gary Clark, WR (1980-83)
	Challance McMillin, Coach (1972-84)
1993	Ron Stith, TB (1973-76)
1992	Scott Norwood, PK (1978-81)

All-Time Results

1972: 0-4-1

10/7	Shepherd JV	L, 0-6
10/14	@Salisbury State	L, 0-55
10/27	@Hampden-Sydney JV	T, 0-0
11/4	Fork Union Military	L, 0-45
11/11	Hargrave Military	L, 0-34
		0-140

1973: 4-5

9/22	Anne Arundel C.C.	W, 34-8
9/28	Hampden-Sydney JV	L, 14-17
10/6	@Hargrave Military	W, 16-6
10/13	Salisbury State	L, 7-42
10/20	Shepherd JV	W, 23-10
10/27	Massanutten Military	L, 6-17
11/3	@Fork Union Military	L, 20-24
11/10	@Staunton Military	L, 29-41
11/17	@Gallaudet	W, 40-12
		189-176

1974: 6-4 (3-2 VCAA)

9/21	@Washington & Lee *	W, 24-22
9/28	@Hampden-Sydney *	L, 0-35
10/5	@Shepherd	W, 22-11
10/12	Bridgewater *	W, 41-13
10/19	Frostburg State	L, 17-27
10/26	Emory & Henry *	W, 34-14
11/2	@Randolph-Macon *	L, 24-29
11/9	@Salisbury State	W, 20-17
11/16	Gallaudet	W, 75-15
11/22	Shippensburg	L, 7-21
		264-204

1975: 9-0-1 (5-0 VCAA)

VCAA Champion

9/13	@Glenville State	T, 0-0
9/20	Washington & Lee *	W, 21-16
9/27	Hampden-Sydney *	W, 3-0
10/4	Shepherd	W, 13-7
10/11	@Bridgewater *	W, 10-7
10/18	@Frostburg State	W, 21-20
10/25	@Emory & Henry *	W, 7-0
11/1	Randolph-Macon * #	W, 12-7
11/8	Salisbury State	W, 24-15
11/15	@Shippensburg	W, 14-3
		125-75

1976: 7-4

9/4	Glenville State	W, 30-14
9/11	@Emory & Henry	W, 26-20
9/18	Towson	W, 28-26
9/25	@Hampden-Sydney	L, 14-21
10/2	@Shepherd	L, 0-6
10/9	California (Pa.)	W, 35-17
10/16	@Davidson	W, 17-12
10/23	Frostburg State #	W, 44-7
10/30	@Randolph-Macon	L, 0-18
11/6	@Salisbury State	W, 38-36
11/13	Shippensburg	L, 17-21
		249-198

1977: 5-5

9/10	Emory & Henry	W, 7-3
9/17	@Towson	L, 7-13
9/24	Hampden-Sydney	W, 17-14
10/1	Shepherd	L, 0-10
10/8	@Mars Hill	L, 7-30
10/15	Salisbury State	W, 42-27
10/22	@Frostburg State	W, 18-0
10/29	Randolph-Macon #	W, 28-0
11/5	@Guilford	L, 0-16
11/12	@Shippensburg	L, 20-59
		146-172

1978: 8-2

9/9	Washington & Lee	W, 49-7
9/16	Towson	W, 21-14
9/23	@Hampden-Sydney	W, 21-16
9/30	Mars Hill	W, 24-14
10/7	@Salisbury State	L, 9-13
10/14	@William & Mary	L, 7-32
10/21	Frostburg State #	W, 28-6
10/28	@Randolph-Macon	W, 21-10
11/4	Shippensburg	W, 14-0
11/11	@Emory & Henry	W, 42-12
		236-124

1979: 4-6

9/1	Austin Peay	L, 6-10
9/8	@East Tennessee State	L, 0-31
9/15	@Towson	L, 8-18
9/22	Hampden-Sydney	W, 17-0
9/29	@Dayton	L, 15-35
10/6	@William & Mary	L, 0-33
10/13	@Virginia	L, 9-69
10/27	Randolph-Macon #	W, 54-0
11/3	@Shippensburg	W, 10-7
11/10	Morehead State	W, 16-3
		135-206

1980: 4-6

9/6	Appalachian State	L, 6-34
9/13	@Morehead State	L, 18-21
9/20	@Austin Peay	L, 3-21
9/27	@Virginia Tech	L, 6-38
10/4	@U.S. Merchant Marine	W, 20-6
10/11	Liberty	W, 30-14
10/25	Wofford	W, 3-0
11/1	@Lehigh	L, 14-31
11/8	East Tennessee State #	L, 23-28
11/15	Shippensburg	W, 19-14
		142-207

1981: 3-8

9/12	@Appalachian State	L, 0-45
9/19	Austin Peay	L, 7-13
9/26	@Liberty	W, 36-14
10/3	@Richmond	L, 7-24
10/10	C.W. Post	L, 36-37
10/17	Furman	L, 14-30
10/24	Hampton	L, 15-17
10/31	@William & Mary	L, 19-31
11/7	Towson #	W, 20-7
11/14	@Shippensburg	L, 27-33
11/21	@East Tennessee State	W, 17-14
		198-265

1982: 8-3

9/4	New Hampshire	L, 6-28
9/11	Appalachian State	W, 39-35
9/18	@Virginia	W, 21-17
9/25	East Tennessee State	W, 15-10
10/2	@Davidson	W, 35-7
10/16	@VMI	L, 7-35
10/23	William & Mary #	W, 24-18
10/30	@C.W. Post	W, 32-16
11/6	@Furman	L, 10-17
11/13	Shippensburg	W, 52-22
11/20	@Towson	W, 42-24
		283-229

1983: 3-8

9/10	@Appalachian State	W, 24-20
9/17	@Virginia	L, 14-21
9/24	Liberty	W, 44-35
10/1	Davidson #	W, 50-0
10/8	@Delaware State	L, 28-38
10/15	@William & Mary	L, 21-24
10/22	Lafayette	L, 14-31
10/29	Delaware	L, 23-26
11/5	@Richmond	L, 0-32
11/12	@Shippensburg	L, 9-29
11/19	Towson	L, 3-10
		230-266

1984: 6-5

9/1	Richmond	L, 12-43
9/8	@Delaware	L, 3-32
9/15	@Morehead State	W, 38-28
9/22	@Liberty	W, 52-43
9/29	William & Mary	L, 10-20
10/6	Delaware State	W, 20-19
10/13	@Davidson	W, 28-7
10/20	Northeastern #	L, 6-9
10/27	East Tennessee State	L, 6-9
11/10	VMI	W, 21-17
11/17	@Towson	W, 24-14
		220-241

1985: 5-6

9/7	@East Tennessee State	W, 14-9
9/14	Morehead State	W, 35-14
9/21	Liberty	L, 3-9
9/28	@William & Mary	L, 14-31
10/5	vs. Richmond ^	L, 15-38
10/12	@Lafayette	L, 13-20
10/19	@Appalachian State	L, 0-36
10/26	Davidson	W, 28-0
11/2	Georgia Southern #	W, 21-6
11/9	@VMI	L, 7-14
11/23	Towson	W, 13-0
		163-177

(^ - Norfolk, Va., Oyster Bowl)

1986: 5-5-1

9/6	Massachusetts	L, 14-16
9/13	@Morehead State	L, 24-27
9/20	@Liberty	L, 7-17
9/27	VMI	W, 39-7
10/4	St. Paul's	W, 62-0
10/18	Appalachian State #	L, 20-21
10/25	William & Mary	W, 42-33
11/1	@Northeastern	W, 15-2
11/8	East Tennessee State	W, 34-3
11/15	@Georgia Southern	L, 35-45
11/22	@Towson	T, 7-7
		299-178

1987: 9-3

NCAA Playoffs

9/5	Rhode Island	W, 38-0
9/12	@Appalachian State	L, 10-17
9/19	Morehead State	W, 44-10
9/26	@Massachusetts	W, 21-15
10/10	Richmond	W, 41-3
10/17	@VMI	W, 20-17
10/24	@William & Mary	W, 28-22
10/31	Towson #	W, 21-19
11/7	@Georgia Southern	L, 7-26
11/14	Northeastern	W, 13-3
11/21	@East Tennessee State	W, 28-24
11/28	@Marshall +	L, 12-41
		283-197

1988: 5-6

9/3	@Navy	L, 14-27
9/10	Appalachian State	L, 14-17
9/17	@Boston	W, 23-13
9/24	William & Mary	L, 3-10
10/1	Liberty	W, 31-28
10/15	@Northeastern	W, 29-13
10/22	VMI	W, 37-0
10/29	@Towson	L, 6-34
11/5	Georgia Southern #	L, 13-27
11/12	@Richmond	W, 25-13
11/19	@Virginia Tech	L, 6-27
		201-209

1989: 5-4-1

9/2	Bloomsburg	W, 48-3
9/9	@Massachusetts	T, 28-28
9/16	Richmond	W, 31-0
9/23	@Appalachian State	L, 14-23
9/30	@Liberty	L, 14-19
10/14	Towson	W, 41-6
10/21	VMI	W, 25-0
10/28	@Navy	W, 24-20
11/4	Georgia Southern #	L, 21-36
11/11	@William & Mary	L, 21-24
		267-159

1990: 5-6

9/8	Liberty	L, 19-22
9/15	@VMI	L, 21-24
9/22	@Richmond	W, 29-0
9/29	Newberry	W, 52-7
10/6	Northeastern #	W, 21-0
10/13	@Towson	W, 21-14
10/20	Youngstown State	L, 15-31
10/27	@Navy	W, 16-7
11/3	@Georgia Southern	L, 13-31
11/10	William & Mary	L, 21-31
11/17	Appalachian State	L, 0-24
		228-191

1991: 9-4

NCAA Playoffs

8/31	@Virginia Tech	L, 12-41
9/7	Central Florida	W, 49-31
9/21	@Appalachian State	W, 31-8
9/28	@William & Mary	W, 29-28
10/5	Massachusetts	W, 24-7
10/12	Towson	W, 55-31
10/19	Georgia Southern	L, 21-24
10/26	Richmond #	W, 47-42
11/2	@Liberty	W, 35-34
11/9	@Youngstown State	L, 21-28
11/23	@Northeastern	W, 27-10
11/30	@Delaware +	W, 42-35 (2OT)
12/7	Samford +	L, 21-24
		414-343

1992: 4-7

9/5	@Virginia Tech	L, 20-49
9/12	@Richmond	L, 40-49
9/19	Hofstra	W, 38-6
9/26	@Youngstown State	W, 52-49
10/3	Northeastern #	W, 35-34
10/10	Appalachian State	L, 21-27
10/17	@Georgia Southern	L, 17-24
10/24	@Towson	L, 21-28
10/31	William & Mary	W, 21-14
11/7	Liberty	L, 31-34
11/14	@Central Florida	L, 37-41
		333-355

All-Time Results

1993: 6-5 (4-4 Yankee)

9/4	Lock Haven	W, 55-3
9/11	Richmond *	L, 13-20
9/18	@Connecticut *	L, 34-45
9/25	Jacksonville State	W, 35-14
10/2	@Massachusetts	L, 10-33
10/9	Delaware * #	W, 42-38
10/16	New Hampshire *	W, 45-21
10/30	@William & Mary *	L, 26-31
11/6	@Northeastern *	W, 52-21
11/13	@Villanova *	W, 42-3
11/20	Boston *	L, 21-24
		375-253

1994: 10-3 (6-2 Yankee)

NCAA Playoffs

Lambert Cup Champion

9/3	Buffalo	W, 35-0
9/10	Middle Tennessee St.	W, 24-22
9/17	@New Hampshire *	L, 24-27
10/1	@Boston *	W, 24-21
10/8	@Delaware *	W, 30-10
10/15	Villanova *	W, 31-23
10/22	William & Mary * #	W, 33-7
10/29	@Richmond *	W, 29-16
11/5	@VMI	W, 38-15
11/12	Connecticut *	W, 48-20
11/19	Northeastern *	L, 6-9 (OT)
11/26	Troy State +	W, 45-26
12/3	@Marshall +	L, 21-28 (OT)
		388-224

1995: 8-4 (6-2 Yankee)

NCAA Playoffs

9/2	Morgan State	W, 76-7
9/9	@William & Mary *	W, 24-17
9/16	McNeese State	L, 24-30
9/23	@Villanova *	W, 28-27 (OT)
9/30	@Maine *	W, 21-17
10/7	Boston *	W, 38-31
10/14	@New Hampshire	W, 23-19
10/21	Delaware * #	L, 19-48
10/28	Richmond *	L, 33-34
11/4	@Northeastern *	W, 27-13
11/11	Connecticut *	W, 24-16
11/25	@Appalachian State +	L, 24-31
		361-290

1996: 7-4 (5-3 Yankee)

9/7	Shippensburg	W, 30-0
9/14	@McNeese State	W, 24-10
9/21	@Boston *	W, 38-7
9/28	New Hampshire	L, 22-39
10/5	Maine * #	W, 31-7
10/12	William & Mary *	W, 26-21
10/19	@Richmond *	W, 31-27
10/26	@Delaware *	L, 13-27
11/2	Northeastern *	L, 7-31
11/9	@Connecticut *	W, 14-6
11/16	Villanova *	L, 23-40
		259-215

1997: 5-6 (3-5 Atlantic 10)

9/6	@Ball State	L, 6-24
9/13	East Tennessee State	W, 32-27
9/20	Massachusetts *	W, 13-10
9/27	@Maine *	W, 24-22
10/4	@Villanova *	L, 17-49
10/11	@William & Mary *	L, 25-38
10/18	Delaware * #	L, 27-49
10/25	Richmond *	L, 21-26
11/8	@Northeastern *	L, 17-41
11/15	Rhode Island *	W, 39-37 (3OT)
11/22	Boston	W, 31-14
		252-337

1998: 3-8 (2-6 Atlantic 10)

9/5	@Maryland	L, 15-23
9/12	Hofstra	L, 24-37
9/19	Villanova *	L, 30-34
9/26	Elon	W, 19-12
10/3	@Richmond *	L, 7-28
10/10	@Massachusetts *	L, 26-28
10/17	William & Mary * #	L, 12-24
10/24	Maine *	W, 34-28
10/31	@Rhode Island *	L, 21-28
11/7	Northeastern *	W, 31-17
11/21	@Delaware *	L, 14-28
		233-287

1999: 8-4 (7-1 Atlantic 10)

NCAA Playoffs

Atlantic 10 Co-Champion

9/4	@Virginia Tech	L, 0-47
9/11	Northeastern *	W, 29-21
9/18	@New Hampshire *	W, 35-28
9/25	Delaware *	W, 21-7
10/2	@Villanova *	W, 23-20
10/16	@William & Mary *	W, 30-20
10/23	Connecticut * #	W, 48-14
10/30	South Florida	W, 13-3
11/6	@Maine *	L, 20-26
11/13	Richmond *	W, 31-13
11/20	@Hofstra	L, 16-34
11/27	@Troy State +	L, 7-27
		273-260

2000: 6-5 (4-4 Atlantic 10)

9/2	Lock Haven	W, 72-0
9/9	Liberty	W, 38-7
9/16	@South Florida	L, 7-26
9/30	New Hampshire *	W, 24-13
10/7	Villanova * #	W, 57-23
10/14	@Rhode Island *	L, 6-7
10/21	William & Mary *	W, 28-14
10/28	@Delaware *	L, 14-33
11/4	Maine *	W, 22-7
11/11	@Richmond *	L, 2-21
11/18	@Northeastern *	L, 30-34
		300-185

2001: 2-9 (0-9 Atlantic 10)

9/1	Elon	W, 42-21
9/8	@New Hampshire *	L, 19-26
9/22	Rhode Island *	L, 12-16
9/29	@Maine *	L, 3-13
10/6	@Villanova *	L, 44-45 (2OT)
10/13	Richmond *	L, 17-20
10/20	@Massachusetts *	L, 20-43
11/3	Delaware * #	L, 3-28
11/10	@William & Mary *	L, 10-17
11/17	Northeastern *	L, 17-24
11/23	@Liberty	W, 14-7
		201-260

2002: 5-7 (3-6 Atlantic 10)

8/31	Hampton	L, 28-31
9/7	New Hampshire *	W, 20-14
9/14	Florida Atlantic	W, 16-13
9/21	@Hofstra *	W, 24-21 (2OT)
9/28	Villanova *	L, 26-30
10/5	Maine *	L, 6-17
10/12	@Delaware *	L, 10-23
10/19	@Richmond *	L, 0-26
10/26	Massachusetts * #	L, 7-14
11/2	@Rhode Island	W, 15-11
11/16	William & Mary *	W, 34-31 (OT)
11/23	@Northeastern *	L, 10-41
		196-272

2003: 6-6 (4-5 Atlantic 10)

8/30	Liberty	W, 48-6
9/6	@Virginia Tech	L, 0-43
9/20	Hofstra *	W, 23-20
9/27	@Massachusetts *	L, 26-31
10/4	@Villanova *	L, 14-38
10/11	Richmond * #	W, 34-14
10/18	@William & Mary *	W, 24-17
10/25	@Maine *	L, 13-20
11/1	Rhode Island *	W, 39-27
11/8	@New Hampshire *	L, 17-20
11/15	Charleston Southern	W, 45-7
11/22	Northeastern *	L, 24-41
		307-284

2004: 13-2 (7-1 Atlantic 10)

NCAA Division I-AA Champion

Lambert Cup Champion

ECAC Division I-AA Team of the Year

Atlantic 10 Tri-Champion

9/4	Lock Haven	W, 62-7
9/18	@Villanova *	W, 17-0
9/25	@West Virginia	L, 10-45
10/2	Hofstra *	W, 31-21
10/9	Massachusetts *	W, 28-7
10/16	@Maine *	W, 24-20
10/23	@Richmond *	W, 26-20
10/30	VMI #	W, 41-13
11/6	Delaware *	W, 20-13
11/13	William & Mary *	L, 24-27
11/20	@Towson *	W, 31-17
11/27	@Lehigh +	W, 14-13
12/4	@Furman +	W, 14-13
12/10	@William & Mary +	W, 48-34
12/17	vs. Montana + ^	W, 31-21
		421-268

^ - Finley Stadium - Chattanooga, Tenn.

2005: 7-4 (5-3 Atlantic 10)

9/3	Lock Haven	W, 56-0
9/10	@Coastal Carolina	L, 27-31
9/17	Delaware State	W, 65-7
10/1	@Hofstra *	W, 42-10
10/8	Maine *	W, 38-2
10/15	@Massachusetts *	L, 7-10
10/22	@Delaware *	L, 28-34
10/29	Richmond * #	L, 15-18
11/5	@William & Mary *	W, 30-29
11/12	Villanova *	W, 28-13
11/19	Towson *	W, 55-14
		391-168

2006: 9-3 (7-1 Atlantic 10)

NCAA Playoffs

9/2	Bloomsburg	W, 14-3
9/9	@Appalachian State	L, 10-21
9/23	Northeastern *	W, 52-14
9/30	@VMI	W, 45-7
10/7	Rhode Island *	W, 35-23
10/14	@New Hampshire *	W, 42-23
10/21	William & Mary * #	W, 31-17
10/28	@Richmond *	W, 27-10
11/4	Delaware *	W, 44-24
11/11	@Villanova *	L, 20-21
11/18	@Towson *	W, 38-3
11/25	@Youngstown State +	L, 31-35
		389-201

2007: 8-4 (6-2 CAA)

NCAA Playoffs

9/1	@North Carolina	L, 14-37
9/8	New Hampshire *	W, 41-24
9/15	VMI	W, 45-17
9/22	Coastal Carolina	W, 45-10
9/29	Villanova *	W, 35-7
10/6	@Northeastern *	W, 21-14
10/13	@Rhode Island *	W, 44-27
10/27	Richmond * #	L, 16-17
11/3	@Delaware *	L, 34-37
11/10	@William & Mary *	W, 55-34
11/17	Towson *	W, 23-12
11/24	@Appalachian State +	L, 27-28
		400-265

2008: 12-2 (8-0 CAA)

NCAA Playoffs

ECAC FCS Team of the Year

CAA Champion

8/30	@Duke	L, 7-31
9/6	N.C. Central	W, 56-7
9/13	Massachusetts *	W, 52-38
9/20	Appalachian State	W, 35-32
9/27	@Maine *	W, 24-10
10/4	Hofstra *	W, 56-0
10/11	@Richmond *	W, 38-31
10/25	@Villanova *	W, 23-19
11/1	Delaware * #	W, 41-7
11/15	William & Mary *	W, 48-24
11/22	@Towson *	W, 58-27
11/29	Wofford +	W, 38-35
12/6	Villanova +	W, 31-27
12/12	Montana +	L, 27-35
		524-323

2009: 6-5 (4-4 CAA)

9/12	@Maryland	L, 35-38 (OT)
9/19	VMI	W, 44-16
9/26	@Liberty	W, 24-10
10/3	@Hofstra *	L, 17-24
10/10	Richmond *	L, 17-21
10/17	Villanova * #	L, 0-27
10/24	@William & Mary *	L, 3-24
10/31	@Delaware *	W, 20-8
11/7	Maine *	W, 20-14
11/14	@Massachusetts *	W, 17-14
11/21	Towson *	W, 43-12
		242-208

All-Time Results

2010: 6-5 (3-5 CAA)

9/4	Morehead State	W, 48-7
9/11	@ Virginia Tech	W, 21-16
9/25	Liberty	W, 10-3
10/2	Delaware *	L, 10-13
10/9	@ Towson *	W, 17-13
10/16	New Hampshire * #	L, 14-28
10/23	@ Villanova *	L, 7-14
10/30	Massachusetts *	L, 14-21
11/6	@ Richmond *	L, 10-13 (OT)
11/13	William & Mary *	W, 30-24
11/20	@ Maine *	W, 14-10
		195-162

2011: 8-5 (5-3 CAA)

NCAA Playoffs

9/3	@ North Carolina	L, 10-42
9/10	Central Connecticut St.	W, 14-9
9/17	@ Liberty	W, 27-24
9/14	@ William & Mary *	W, 20-14
10/1	Richmond * #	W, 31-7
10/8	Maine *	L, 24-25 (OT)
10/15	Villanova *	W, 34-10
10/29	@ Old Dominion *	L, 20-23
11/5	@ New Hampshire *	L, 10-28
11/12	Rhode Island *	W, 31-13
11/19	@ Massachusetts *	W, 34-17
11/26	@ Eastern Kentucky +	W, 20-17
12/3	@ North Dakota St. +	L, 14-26
		289-255

2012: 7-4 (5-3 CAA)

9/1	Saint Francis (Pa.)	W, 55-7
9/8	Alcorn State	W, 42-3
9/15	vs. West Virginia ^	L, 12-42
9/22	@ Rhode Island *	W, 32-7
10/6	Towson *	W, 13-10
10/13	William & Mary *	W, 27-26 (2OT)
10/20	@ Richmond	L, 29-35
10/27	Georgia State * #	W, 28-21
11/3	@ Maine *	W, 31-7
11/10	@ Villanova *	L, 20-35
11/17	Old Dominion *	L, 28-38
		317-231

^ - FedEx Field - Washington, D.C.

2013: 6-6 (3-5 CAA)

8/31	Central Conn. St.	W, 38-14
9/7	@ Akron	L, 33-35
9/14	St. Francis (Pa.)	W, 24-20
9/21	Charlotte	W, 34-7
9/28	@ Delaware *	L, 22-29
10/5	Albany *	W, 40-13
10/12	Richmond *	W, 38-31
10/26	@ William & Mary *	L, 7-17
11/2	Villanova * #	W, 31-21
11/9	@ New Hampshire *	L, 17-33
11/16	Stony Brook *	L, 38-41
11/23	@ Towson *	L, 17-28
		339-289

2014: 9-4 (6-2 CAA)

NCAA Playoffs

8/30	@ Maryland	L, 7-52
9/6	@ Lehigh	W, 31-28
9/13	St. Francis (Pa.)	W, 38-22
9/20	@ Villanova *	L, 31-49
9/27	Delaware *	L, 23-30 (OT)
10/4	@ Albany *	W, 31-28
10/11	Towson *	W, 62-7
10/25	@ Charlotte	W, 48-40
11/1	William & Mary * #	W, 31-24
11/8	@ Stony Brook *	W, 27-24
11/15	@ Richmond *	W, 55-20
11/22	Elon *	W, 59-27
11/29	Liberty +	L, 21-16
		464-37

2015: 9-3 (6-2 CAA)

NCAA Playoffs

CAA Champion

9/5	Morehead State	W, 56-7
9/12	Lehigh	W, 55-17
9/19	Albany *	W, 42-28
9/26	@ SMU	W, 48-45
10/3	Stony Brook *	W, 38-20
10/10	@ Towson *	W, 51-30
10/17	@ Elon *	W, 51-0
10/24	Richmond * #	L, 49-59
10/31	@ William & Mary *	L, 41-44
11/14	@ Delaware *	W, 24-21
11/21	Villanova *	W, 38-29
12/5	Colgate +	L, 38-44
		531-344

2016: 14-1 (8-0 CAA)

NCAA Division I Champion

Lambert Cup Champion

CAA Champion

9/3	Morehead State	W, 80-7
9/10	Central Conn. State	W, 56-21
9/17	@ North Carolina	L, 28-56
9/24	@ Maine *	W, 31-20
10/1	Delaware *	W, 43-20
10/8	William & Mary *	W, 31-24
10/15	@ New Hampshire *	W, 42-39
10/29	Rhode Island * #	W, 84-7
11/5	@ Richmond *	W, 47-43
11/12	@ Villanova *	W, 20-7
11/19	Elon *	W, 63-14
12/3	New Hampshire +	W, 55-22
12/9	Sam Houston State +	W, 65-7
12/16	@ North Dakota State +	W, 27-17
1/7	vs. Youngstown State + ^	W, 28-14
		700-318

^ - Toyota Stadium - Frisco, Texas

2017: 14-1 (8-0 CAA)

NCAA Division I Finalist

CAA Champion

9/2	@ ECU	W, 34-14
9/9	ETSU	W, 52-10
9/16	Norfolk State	W, 75-14
9/23	Maine *	W, 28-10
9/30	@ Delaware *	W, 20-10
10/14	Villanova *	W, 30-8
10/21	at William & Mary *	W, 46-14
10/28	New Hampshire * #	W, 21-0
11/4	at Rhode Island *	W, 38-3
11/11	Richmond *	W, 20-13
11/18	at Elon *	W, 31-3
12/2	Stony Brook +	W, 26-7
12/8	Weber State +	W, 31-28
12/16	South Dakota State +	W, 51-16
1/6	vs. North Dakota State + ^	L, 13-17
		520-167

^ - Toyota Stadium - Frisco, Texas

2018: 9-4 (6-2 CAA)

NCAA Playoffs

9/1	@ NC State	L, 13-24
9/8	@ Norfolk State	W, 17-0
9/13	Robert Morris	W, 73-7
9/22	William & Mary *	W, 51-0
9/29	at Richmond *	W, 63-10
10/6	Elon *	L, 24-27
10/13	at Villanova *	W, 37-0
10/27	Stony Brook * #	W, 13-10
11/3	at New Hampshire *	L, 24-35
11/10	Rhode Island *	W, 48-31
11/17	at Towson *	W, 38-17
11/24	Delaware +	W, 20-6
12/1	at Colgate +	L, 20-23
		441-190

Schedule Key

* - Conference Game

- Homecoming

+ - NCAA Playoffs

^ - Neutral-Site Game

All-Time Results

Year	Overall	Conference	Coach	Honors
1972	0-4-1	-----	Challace McMillin	
1973	4-5	-----	Challace McMillin	
1974	6-4	3-2	Challace McMillin	
1975	9-0-1	5-0	Challace McMillin	VCAA Champion
1976	7-4	-----	Challace McMillin	
1977	5-5	-----	Challace McMillin	
1978	8-2	-----	Challace McMillin	
1979	4-6	-----	Challace McMillin	
1980	4-6	-----	Challace McMillin	
1981	3-8	-----	Challace McMillin	
1982	8-3	-----	Challace McMillin	
1983	3-8	-----	Challace McMillin	
1984	6-5	-----	Challace McMillin	
1985	5-6	-----	Joe Purzycki	
1986	5-5-1	-----	Joe Purzycki	
1987	9-3	-----	Joe Purzycki	NCAA Playoffs
1988	5-6	-----	Joe Purzycki	
1989	5-4-1	-----	Joe Purzycki	
1990	5-6	-----	Joe Purzycki	
1991	9-4	-----	Rip Scherer	NCAA Playoffs/Second Round
1992	4-7	-----	Rip Scherer	
1993	6-5	4-4	Rip Scherer	
1994	10-3	6-2	Rip Scherer	NCAA Playoffs/Second Round, Lambert Cup Champion
1995	8-4	6-2	Alex Wood	NCAA Playoffs
1996	7-4	5-3	Alex Wood	
1997	5-6	3-5	Alex Wood	
1998	3-8	2-6	Alex Wood	
1999	8-4	7-1	Mickey Matthews	NCAA Playoffs, Atlantic 10 Co-Champion
2000	6-5	4-4	Mickey Matthews	
2001	2-9	0-9	Mickey Matthews	
2002	5-7	3-6	Mickey Matthews	
2003	6-6	4-5	Mickey Matthews	
2004	13-2	7-1	Mickey Matthews	NCAA Division I-AA Champion, Lambert Cup Champion, ECAC Division I-AA Team of the Year, Atlantic 10 Tri-Champion
2005	7-4	5-3	Mickey Matthews	
2006	9-3	7-1	Mickey Matthews	NCAA Playoffs
2007	8-4	6-2	Mickey Matthews	NCAA Playoffs
2008	12-2	8-0	Mickey Matthews	NCAA Playoffs/Semifinals, ECAC FCS Team of the Year, CAA Champion
2009	6-5	4-4	Mickey Matthews	
2010	6-5	3-5	Mickey Matthews	
2011	8-5	5-3	Mickey Matthews	NCAA Playoffs/Second Round
2012	7-4	5-3	Mickey Matthews	
2013	6-6	3-5	Mickey Matthews	
2014	9-4	6-2	Everett Withers	NCAA Playoffs
2015	9-3	6-2	Everett Withers	NCAA Playoffs/Second Round, CAA Co-Champion
2016	14-1	8-0	Mike Houston	NCAA Division I Champion, Lambert Cup Champion, CAA Champion
2017	14-1	8-0	Mike Houston	NCAA Division I Finalist, Lambert Cup Champion CAA Champion
2018	9-4	6-2	Mike Houston	NCAA Playoffs/Second Round
Total	317-215-4 (.595)	139-82 (.629)		

Single-Game Records

INDIVIDUAL RECORDS

Rushing Yards

276 - Vad Lee at SMU - 9/26/15

Rushing Attempts

38 - Curtis Keaton at Delaware - 11/21/98

Rushing Touchdowns

5 - Curtis Keaton vs. UConn - 10/23/99
5 - Kelvin Jeter vs. Morgan State 9/2/95

Rushing Long

95 - Joe Sparksman vs. W&M - 11/10/90

Passing Yards

433 - Vad Lee at Richmond - 11/15/14

Passing Completions

34 - Matt LeZotte at Villanova - 10/6/01

Passing Attempts

58 - Matt LeZotte at Villanova - 10/6/01

Passing Percentage (min. 15 pass attempts)

95.5 (21/22) - Bryan Schor vs. Rhode Island - 10/29/16

Passing Touchdowns

5 - Bryan Schor vs. ETSU - 9/9/17
5 - Bryan Schor vs. New Hampshire - 12/3/16
5 - Bryan Schor vs. Rhode Island - 10/29/16
5 - Vad Lee at Towson - 10/10/15
5 - Michael Birdsong vs. Stony Brook - 11/16/13

Passing Long

93 - Vad Lee to DeAndre' Smith at Richmond - 11/15/14

Interceptions Thrown

6 - Matt LeZotte vs. Delaware - 11/3/01

Receptions

13 - Earnest Payton at Rhode Island - 10/31/98
13 - Earnest Payton at UMass - 10/10/98

Receiving Yards

192 - David McLeod at Villanova - 11/13/93

Receiving Touchdowns

3 - Daniel Schiele vs. Rhode Island - 10/29/16
3 - Daniel Brown vs. Albany - 10/5/13
3 - Macey Brooks at Boston University - 9/21/96
3 - Macey Brooks at McNeese State - 9/14/96
3 - Gary Clark vs. Liberty - 9/24/83
3 - Gary Clark vs. C.W.Post - 10/10/81

Total Yards of Offense

565 - Vad Lee at SMU - 9/26/15

Total Plays

71 - Vad Lee at Villanova - 9/20/14
71 - Matt Lezotte at Villanova - 10/6/01

Run-Pass Touchdowns

6 - Vad Lee at Charlotte - 10/25/14

All-Purpose Yards

339 - Jay Jones at Richmond - 10/19/96

Points

30 - Curtis Keaton vs. UConn - 10/23/99
30 - Kelvin Jeter vs. Morgan State - 9/2/95

Points Kicking

16 - John Coursey vs. Morgan State - 9/2/95

Extra Points Made

12 - Tyler Gray vs. Rhode Island - 10/29/16

Extra Points Attempted

12 - Tyler Gray vs. Rhode Island - 10/29/16

Field Goals Made

4 - Ethan Ratke vs. Elon - 10/6/18

Field Goal Attempts

5 - Ethan Ratke vs. William & Mary - 9/22/18
5 - Burke George vs. Florida Atlantic - 9/14/02
5 - Mike Glover at Rhode Island - 10/14/00
5 - Scott Norwood vs. Morehead State - 11/10/79

Field Goal Long

53 - Mickey Stinnett vs. Richmond - 9/1/84

Punts

11 - Mike Glover at Richmond - 11/11/00
11 - Allen Leonard vs. Mars Hill - 9/30/78
11 - Winston Bersch vs. Frostburg State - 10/19/74

Punt Average (3 att.)

53.0 - John Druett vs. Liberty - 9/21/85

Punt Long

73 - Nelson Garner vs. Boston Univ. - 10/7/95
73 - Scott Todd vs. App. State - 9/10/88

Kickoff Returns

7 - Griff Yancey at Delaware - 11/3/07
7 - Shaun Marshall vs. Delaware - 10/21/95
7 - John Allen at UConn - 9/18/93

Kickoff Return Yards

268 - Jay Jones at Richmond - 10/19/96

Kickoff Return Long

100 (TD) - Dejour Simmons vs. UR - 10/12/13
100 (TD) - Scotty McGee vs. Towson - 11/17/07

Kickoff Return TD's

1 - Jawon Hamilton at Richmond - 9/29/18
1 - Brandon Ravenel vs. New Hampshire - 12/3/16
1 - Brandon Ravenel vs. Villanova - 11/21/15
1 - Charles Tutt at Towson - 10/10/15
1 - Dejour Simmons vs. UR - 10/12/13
1 - Scotty McGee vs. App. State - 9/20/08
1 - Scotty McGee vs. Towson - 11/17/07
1 - Scotty McGee at Youngstown State - 11/25/06
1 - Tony Booth vs. Northeastern - 11/7/98
1 - B.J. Thornley vs. Richmond - 10/25/97
1 - Jay Jones at Richmond - 10/19/96
1 - Shaun Marshall vs. Boston Univ. - 10/7/95
1 - Dwight Robinson vs. Villanova - 10/15/94
1 - Dwight Robinson at W&M - 10/30/93
1 - Dwight Robinson vs. Lock Haven - 9/4/93
1 - Gary Clark vs. Liberty - 9/24/83

Punt Returns

8 - L.C. Baker vs. Lock Haven - 9/4/04

Punt Return Yards

183 - D'Angelo Amos at Villanova - 10/13/18
183 - Gary Clark at Virginia - 9/17/83

Punt Return Long

89 - D'Angelo Amos at Villanova - 10/13/18
89 - Gary Clark at Virginia - 9/17/83

Punt Return TD's

2 - D'Angelo Amos at Villanova (89, 81) - 10/13/18
2 - Gary Clark at Virginia (87, 89) - 9/17/83

Tackles

26 - Clyde Hoy vs. Towson - 11/7/81
26 - Clyde Hoy at U.S. Merchant Marine - 10/4/80

Sacks

4.5 - Kwynn Walton vs. Virginia Military - 10/30/04

Interceptions Caught

3 - Jimmy Moreland vs. South Dakota State - 12/16/17
3 - Chris Jacobs vs. Georgia Southern - 11/2/85
3 - Bob Logan at Emory & Henry - 9/11/76

Interception Yards

101 - Taylor Reynolds at Richmond - 11/15/14

Single-Game Records

Interception Return Long

100 (TD) - Jimmy Moreland at Richmond - 9/29/18
100 (TD) - Tony LeZotte vs. Towson - 11/19/05
100 (Def. 2-Pt.) - Mike Masella vs. Villanova - 9/9/98

Interception Return TD

2 - Taylor Reynolds at Richmond - 11/15/14

Fumble Return TD

2 - Tom McGlooin vs. Randolph-Macon - 10/27/79

Fumble Return Yards

99 - Chris Morant vs. Northeastern 9/11/99

Total Defensive TD

2 - Taylor Reynolds (2 INT) at Richmond - 11/15/14
2 - Dennard Melton (INT, FR) vs. Lock Haven - 9/2/00
2 - Tom McGlooin (2 FR) vs. Randolph-Macon - 10/27/79

TEAM RECORDS

Rushing Yards

501 - vs. Frostburg State - 10/23/76

Most Rushes

84 - at Richmond - 9/22/90

Rushing Touchdowns

10 - vs. Morehead State - 9/3/16

Passing Yards

433 - at Richmond - 11/15/14

Completions

34 - at Villanova - 10/6/01

Passing Percentage

.941 (16-17) vs. Elon - 11/19/16

Passing Touchdowns

6 - JMU vs. New Hampshire - 12/3/16

Interceptions Thrown

6 - JMU vs. Delaware - 11/3/01

Total Offense

729 - at SMU - 9/26/15

Touchdowns

12 - vs. Rhode Island - 10/29/16

Made Field Goals

4 - vs. Elon - 10/6/18
4 - at William & Mary - 10/21/17

Plays

99 - vs. Delaware - 9/27/14

First Downs

40 - vs. Albany - 9/19/15

All-Purpose Yards

934 - vs. Lock Haven - 9/2/00

Punting Average

52.5 - at Youngstown State - 9/26/92

Punt Returns for TD's

2 - at Villanova - 10/13/18
2 - vs. Sam Houston State - 12/9/16
2 - vs. CCSU - 9/10/16
2 - at Virginia - 9/17/83

JMU Turnovers

8 - at Virginia - 10/13/79
8 - at Towson - 9/15/79

Opponent Turnovers

10 - vs. South Dakota State - 12/16/17

Interceptions Made

6 - vs. South Dakota State - 12/16/17 (*Division I record*)
6 - at Gallaudet - 11/17/73

JMU Fumbles

9 - vs. Davidson - 10/26/85
9 - vs. Liberty - 9/21/85
Lost - 6 - at Virginia - 10/13/79

Opponent Fumbles

11 - vs. Randolph-Macon - 10/27/79
Lost - 8 - vs. Emory & Henry - 10/26/74

Opponent Points

69 - at Virginia - 10/13/79

JMU Win Margin

77 - vs. Rhode Island (84-7) - 10/29/16

JMU Win Margin on Road

53 - at Richmond (63-10) - 9/29/18

Opponent Win Margin

60 - at Virginia (9-69) - 10/13/79

Penalties

15 - at UMass - 9/26/87

Yards Penalized

172 - at ECU - 9/2/17

1st-Quarter Points

28 - vs. Rhode Island - 10/29/16
28 - vs. Morehead State - 9/3/16

2nd-Quarter Points

35 - vs. Norfolk State - 9/16/17
35 - vs. Morgan State - 9/2/95

3rd-Quarter Points

30 - vs. South Dakota State - 12/16/17

4th-Quarter Points

28 - vs. Lock Haven - 9/2/00

1st-Half Points

52 - vs. Robert Morris - 9/13/18
52 - vs. Morehead State - 9/3/16

2nd-Half Points

42 - vs. Lock Haven - 9/2/00

Total Points

84 - vs. Rhode Island - 10/29/16

Individual Top-10 Lists

Game	Season	Career
Rushing Yards	Rushing Yards	Rushing Yards
1. 276 Vad Lee at SMU (9/26/15)	1. 1,770 Rodney Landers 2008	1. 4,168 Warren Marshall 1982-86
2. 265 Cardon Johnson at ECU (9/2/17)	2. 1,719 Curtis Keaton 1999	2. 3,678 Khalid Abdullah 2013-16
3. 264 Warren Marshall vs. William & Mary (10/25/86)	3. 1,708 Khalid Abdullah 2016	3. 3,477 Rodney Landers 2005-08
4. 251 Dae'Quan Scott at Massachusetts (11/19/11)	4. 1,304 Dae'Quan Scott 2011	4. 3,332 Dae'Quan Scott 2009-13
5. 247 Warren Marshall at Liberty (9/22/84)	5. 1,284 Warren Marshall 1986	5. 2,783 Curtis Keaton 1998-99
6. 241 Curtis Keaton vs. Villanova (9/19/98)	6. 1,273 Rodney Landers 2007	6. 2,745 Cardon Johnson 2015-18
7. 240 Kelvin Jeter vs. Troy State (11/26/94)	7. 1,199 Kenny Sims 1991	7. 2,694 Alvin Banks 2003-06
8. 237 Curtis Keaton vs. Connecticut (10/23/99)	8. 1,181 Warren Marshall 1985	8. 2,665 Kenny Sims 1989-92
9. 216 Ron Stith vs. California (Pa.) (10/9/76)	9. 1,157 Kenny Sims 1992	9. 2,534 Maurice Fenner 2003-06
10. 213 Jordan Anderson vs. Maine (10/8/11)	10. 1,085 Eugene Holloman 2006	10. 2,322 Eriq Williams 1989-92
Rushing Attempts	Rushing Attempts	Rushing Attempts
1. 38 Curtis Keaton at Delaware (11/21/98)	1. 314 Curtis Keaton 1999	1. 737 Warren Marshall 1982-86
2. 36 Trai Sharp at Delaware (9/30/17)	2. 272 Khalid Abdullah 2016	2. 647 Khalid Abdullah 2013-16
36 Raymond Hines vs. William & Mary (11/13/04)	3. 268 Rodney Landers 2008	3. 642 Eriq Williams 1989-92
36 Kelvin Jeter vs. William & Mary (10/12/96)	4. 239 Dae'Quan Scott 2013	4. 551 Alvin Banks 2003-06
5. 35 Curtis Keaton vs. Villanova (9/19/98)	5. 237 Dae'Quan Scott 2011	5. 540 Rodney Landers 2005-08
35 Kenny Sims at Central Florida (11/14/92)	6. 223 Rodney Landers 2007	6. 537 Curtis Keaton 1998-99
7. 34 Curtis Keaton vs. South Florida (10/30/99)	223 Curtis Keaton 1998	7. 473 Maurice Fenner 2003-06
34 Curtis Keaton at New Hampshire (9/18/99)	223 Warren Marshall 1986	8. 455 Cardon Johnson 2015-18
34 Anthony Moore vs. Rhode Island (11/15/97)	9. 219 Warren Marshall 1985	9. 453 Butch Robinson 1977-80
10. 33 Khalid Abdullah at Villanova (11/12/16)	10. 213 Raymond Hines 2004	10. 448 Greg Medley 1986-89
33 Curtis Keaton vs. Richmond (11/13/99)		
33 Warren Marshall vs. William & Mary (10/25/86)		
Rushing Touchdowns	Rushing Touchdowns	Rushing Touchdowns
1. 5 Curtis Keaton vs. Connecticut (10/23/99)	1. 20 Khalid Abdullah 2016	1. 39 Khalid Abdullah 2013-16
5 Kelvin Jeter vs. Morgan State (9/2/95)	2. 20 Curtis Keaton 1999	2. 32 Dae'Quan Scott 2009-12
3. 4 Mike Cawley vs. Connecticut (11/12/94)	3. 16 Rodney Landers 2008	32 Eriq Williams 1989-92
4. 3 Many players tied	4. 14 Kenny Sims 1992	4. 31 Rodney Landers 2005-08
	5. 13 Khalid Abdullah 2015	5. 30 Curtis Keaton 1998-99
	6. 12 Dae'Quan Scott 2011	6. 29 Maurice Fenner 2003-06
	12 Rodney Landers 2007	29 Warren Marshall 1982-86
	12 Mike Cawley 1994	8. 28 Alvin Banks 2003-06
	9. 11 Marcus Marshall 2017	9. 26 Cardon Johnson 2015-18
	11 Eriq Williams 1991	10. 25 Kenny Sims 1989-92
Passing Yards	Passing Yards	Passing Yards
1. 433 Vad Lee at Richmond (11/15/14)	1. 3,462 Vad Lee 2014	1. 7,078 Bryan Schor 2014-17
2. 406 Vad Lee at Villanova (9/20/14)	2. 3,222 Bryan Schor 2017	2. 6,482 Mike Cawley 1993-95
3. 398 Cole Johnson at New Hampshire (11/3/18)	3. 3,002 Bryan Schor 2016	3. 5,912 Justin Rascati 2004-06
4. 388 Greg Maddox vs. Hofstra (9/12/98)	4. 2,813 Michael Birdsong 2013	4. 5,652 Vad Lee 2014-15
5. 376 Matt LeZotte at Villanova (10/6/01)	5. 2,459 Mike Cawley 1995	5. 5,356 Eriq Williams 1989-92
6. 371 Bryan Schor vs. New Hampshire (12/3/16)	6. 2,275 Ben DiNucci 2018	6. 4,863 Greg Maddox 1996-98
7. 359 Bryan Schor vs. Weber State (12/8/17)	7. 2,190 Vad Lee 2015	7. 4,504 Matt LeZotte 2001-04
8. 355 Michael Birdsong vs. Stony Brook (11/16/13)	8. 2,045 Justin Rascati 2006	8. 3,661 Justin Thorpe 2008-12
9. 348 Eriq Williams vs. Richmond (10/26/91)	2,045 Justin Rascati 2004	9. 3,583 Tom Bowles 1979-83
10. 345 Tom Bowles at William & Mary (10/31/81)	10. 2,035 Mike Cawley 1994	10. 3,288 Rodney Landers 2005-08
Passing Attempts	Passing Attempts	Passing Attempts
1. 58 Matt LeZotte at Villanova (10/6/01)	1. 465 Vad Lee 2014	1. 863 Mike Cawley 1993-95
2. 48 Cole Johnson at New Hampshire (11/3/18)	2. 417 Bryan Schor 2017	2. 827 Bryan Schor 2014-17
48 Mike Cawley vs. Delaware (10/21/95)	3. 376 Michael Birdsong 2013	3. 769 Greg Maddox 1996-98
4. 47 Vad Lee at Charlotte (10/25/14)	4. 361 Mike Cawley 1995	4. 728 Justin Rascati 2004-06
47 Greg Maddox vs. Hofstra (9/12/98)	5. 309 Ben DiNucci 2018	5. 705 Vad Lee 2014-15
6. 45 Bryan Schor vs. Weber State (12/8/17)	6. 297 Bryan Schor 2016	6. 646 Matt LeZotte 2001-04
7. 44 Vad Lee vs. Delaware (9/27/14)	297 Greg Maddox 1998	7. 617 Eriq Williams 1989-92
44 Mike Cawley at Connecticut (9/18/93)	8. 283 Justin Rascati 2004	8. 584 Tom Bowles 1979-83
9. 43 Four times	9. 268 Greg Maddox 1997	9. 472 Justin Thorpe 2008-12
	10. 263 Mike Cawley 1994	10. 453 Michael Birdsong 2012-13

Individual Top-10 Lists

Game			Season			Career				
Pass Completions			Pass Completions			Pass Completions				
1.	34	Matt LeZotte at Villanova (10/6/01)	1.	282	Vad Lee	2014	1.	559	Bryan Schor	2014-17
2.	32	Vad Lee at Charlotte (10/25/14)	2.	271	Bryan Schor	2017	2.	487	Justin Rascati	2004-06
3.	31	Cole Johnson at New Hampshire (11/3/18)	3.	227	Michael Birdsong	2013	3.	479	Mike Cawley	1993-95
	31	Mike Cawley vs. Delaware (10/21/95)	4.	217	Bryan Schor	2016	4.	446	Vad Lee	2014-15
5.	30	Bryan Schor vs. New Hampshire (12/3/16)	5.	211	Ben DiNucci	2018	5.	405	Greg Maddox	1996-98
6.	29	Michael Birdsong at Akron (9/7/13)	6.	196	Mike Cawley	1995	6.	358	Matt LeZotte	2001-04
7.	28	Mike Cawley at Connecticut (9/18/93)	7.	185	Justin Rascati	2004	7.	326	Eriq Williams	1989-92
8.	27	Vad Lee at Richmond (11/15/14)	8.	164	Vad Lee	2015	8.	281	Justin Thorpe	2008-12
9.	26	Bryan Schor vs. Stony Brook (12/2/17)		164	Greg Maddox	1998	9.	268	Michael Birdsong	2012-13
	26	Vad Lee vs. William & Mary (11/1/14)	10.	153	Justin Rascati	2006	10.	260	Tom Bowles	1979-83
	26	Justin Thorpe at Rhode Island (9/22/12)								
	26	Matt LeZotte vs. Northeastern (11/22/03)								
	26	Greg Maddox vs. Hofstra (9/12/98)								
Passing Touchdowns			Passing Touchdowns			Passing Touchdowns				
1.	5	Bryan Schor vs. ETSU (9/9/17)	1.	30	Vad Lee	2014	1.	62	Bryan Schor	2014-17
	5	Bryan Schor vs. New Hampshire (12/3/16)	2.	29	Bryan Schor	2016	2.	51	Vad Lee	2014-15
	5	Bryan Schor vs. Rhode Island (10/29/16)	3.	26	Bryan Schor	2017		51	Justin Rascati	2004-06
	5	Vad Lee at Towson (10/10/15)	4.	22	Michael Birdsong	2013	4.	42	Mike Cawley	1993-95
	5	Michael Birdsong vs. Stony Brook (11/16/13)	5.	21	Vad Lee	2015	5.	40	Eriq Williams	1989-92
6.	4	Ben DiNucci vs. Rhode Island (11/10/18)		21	Rodney Landers	2008	6.	35	Rodney Landers	2005-08
	4	Bryan Schor at Rhode Island (11/4/17)	7.	20	Justin Rascati	2006	7.	34	Greg Maddox	1996-98
	4	Bryan Schor vs. Maine (9/23/17)	8.	19	Eriq Williams	1991	8.	26	Michael Birdsong	2012-13
	4	Bryan Schor at New Hampshire (10/15/16)	9.	17	Justin Rascati	2005	9.	25	Matt LeZotte	2001-04
	4	Vad Lee vs. Albany (9/19/15)		17	Mike Cawley	1995		25	Eric Green	1984-87
	4	Vad Lee at Charlotte (10/25/14)		17	Eriq Williams	1992				
	4	Eriq Williams vs. Richmond (10/26/91)								
	4	Eriq Williams at William & Mary (9/28/91)								
	4	Eriq Williams vs. Central Florida (9/7/91)								
	4	Eric Green vs. St. Paul's (10/4/86)								
Receptions			Receptions			Receptions				
1.	13	Earnest Payton at Massachusetts (10/10/98)	1.	82	Earnest Payton	1998	1.	185	Earnest Payton	1997-00
2.	13	Earnest Payton at Rhode Island (10/31/98)	2.	64	David McLeod	1993	2.	160	Brandon Ravenel	2013-16
3.	11	D.D. Boxley at Maine (10/16/04)	3.	63	Jay Jones	1996	3.	158	David McLeod	1990-93
4.	10	Terrence Alls vs. Stony Brook (12/2/17)	4.	62	Riley Stapleton	2018	4.	155	Gary Clark	1980-83
	10	Alan Harrison at Villanova (10/6/01)	5.	58	David McLeod	1992	5.	151	Jay Jones	1993-96
	10	Jay Jones vs. New Hampshire (9/28/96)	6.	57	Brandon Ravenel	2015	6.	123	Alan Harrison	2000-03
	10	David McLeod vs. Boston (11/20/93)		57	Gary Clark	1983	7.	118	Macey Brooks	1993-96
	10	David McLeod at Massachusetts (10/2/93)	8.	56	Macey Brooks	1996	8.	113	Ed Perry	1993-96
	10	Gary Clark at William & Mary (10/31/81)	9.	55	Terrence Alls	2017	9.	108	L.C. Baker	2004-07
10.	9	10 Players Tied	10.	54	Jay Jones	1995	10.	106	Lindsay Fleshman	1997-00
Receiving Yards			Receiving Yards			Receiving Yards				
1.	192	David McLeod at Villanova (11/13/93)	1.	1,207	David McLeod	1993	1.	2,899	David McLeod	1990-93
2.	189	Riley Stapleton vs. Weber State (12/8/17)	2.	958	Gary Clark	1982	2.	2,863	Gary Clark	1980-83
3.	187	David McLeod vs. New Hampshire (10/16/93)	3.	933	David McLeod	1992	3.	2,807	Earnest Payton	1997-00
5.	185	David McLeod at Youngstown State (9/26/92)	4.	921	Earnest Payton	1998	4.	2,250	Brandon Ravenel	2013-16
	185	Gary Clark at Delaware State (10/8/83)	5.	885	Gary Clark	1983	5.	2,014	Macey Brooks	1993-96
6.	184	David McLeod vs. Boston University (11/20/93)	6.	828	Macey Brooks	1996	6.	1,907	Alan Harrison	2000-03
7.	182	Gary Clark at William & Mary (10/31/81)	7.	777	Earnest Payton	1997	7.	1,862	Jay Jones	1993-96
8.	181	Earnest Payton vs. Lock Haven (9/2/00)	8.	751	Jay Jones	1996	8.	1,637	Lindsay Fleshman	1997-00
9.	170	Gary Clark vs. C.W. Post (10/10/81)	9.	720	Brandon Ravenel	2016	9.	1,450	Daniel Brown	2011-14
10.	168	Rockeed McCarter vs. VMI (9/19/09)	10.	710	Riley Stapleton	2018	10.	1,434	L.C. Baker	2004-07
				710	Jay Jones	1995				
Receiving Touchdowns			Receiving Touchdowns			Receiving Touchdowns				
1.	3	Daniel Schiele vs. Rhode Island (10/29/16)	1.	14	Macey Brooks	1996	1.	25	Macey Brooks	1993-96
	3	Daniel Brown vs. Albany (10/5/13)	2.	8	DeAndre' Smith	2014	2.	21	David McLeod	1990-93
	3	Macey Brooks at Boston (9/21/96)		8	Daniel Brown	2013	3.	17	Daniel Brown	2011-14
	3	Macey Brooks at McNeese State (9/14/96)		8	L.C. Baker	2006	4.	16	Gary Clark	1980-83
	3	Gary Clark vs. Liberty (9/24/83)		8	David McLeod	1991	5.	15	Brandon Ravenel	2013-16
	3	Gary Clark vs. C.W. Post (10/10/81)	6.	7	Riley Stapleton	2018	6.	14	Mike Caussin	2006-09
7.	2	Many players tied		7	Daniel Brown	2014		14	Alan Harrison	2000-03
				7	Jay Jones	1995		14	Jay Jones	1993-96
				7	David McLeod	1992	9.	13	Rockeed McCarter	2006-09
				7	Keith Thornton	1988		13	L.C. Baker	2004-07
								13	Earnest Payton	1997-00

Individual Top-10 Lists

Game	Season		Career
Total Offense	Total Offense		Total Offense
1. 565 Vad Lee at SMU (9/26/15)	1. 4,288 Vad Lee	2014	1. 8,241 Bryan Schor 2014-17
2. 478 Vad Lee at Villanova (9/20/14)	2. 3,571 Bryan Schor	2016	2. 7,678 Eriq Williams 1989-92
3. 455 Vad Lee at Richmond (11/15/14)	3. 3,544 Bryan Schor	2017	3. 7,292 Vad Lee 2014-15
4. 418 Vad Lee vs. Richmond (10/24/15)	4. 3,304 Rodney Landers	2008	4. 7,249 Mike Cawley 1993-95
5. 408 Rodney Landers at Rhode Island (10/13/07)	5. 3,038 Michael Birdsong	2013	5. 7,111 Justin Rascati 2004-06
6. 405 Matt LeZotte at Villanova (10/6/01)	6. 3,004 Vad Lee	2015	6. 6,765 Rodney Landers 2005-08
7. 404 Vad Lee at Charlotte (10/25/14)	7. 2,951 Rodney Landers	2007	7. 5,412 Justin Thorpe 2008-12
8. 402 Vad Lee vs. Morehead State (9/5/15)	8. 2,708 Ben DiNucci	2018	8. 4,825 Greg Maddox 1996-98
9. 399 Cole Johnson at New Hampshire (11/3/18)	9. 2,624 Mike Cawley	1994	9. 4,623 Matt LeZotte 2001-04
10. 391 Michael Birdsong vs. Stony Brook (11/16/13)	10. 2,563 Justin Rascati	2006	10. 4,554 Tom Bowles 1979-83
Scoring (Rush + Rec + Return + Kick)	Scoring (Rush + Rec + Return + Kick)		Scoring (Rush + Rec + Return + Kick)
1. 30 Curtis Keaton vs. Connecticut (10/23/99)	1. 150 Khalid Abdullah	2016	1. 270 Khalid Abdullah 2013-16
30 Kelvin Jeter vs. Morgan State (9/2/95)	2. 132 Tyler Gray	2016	2. 258 Dae'Quan Scott 2009-13
3. 24 Alvin Banks vs. Northeastern (9/23/06)	3. 126 Curtis Keaton	1999	3. 231 David Rabil 2003-06
24 Mike Cawley vs. Connecticut (11/12/94)	4. 99 Ryan Maglio	2015	4. 224 Tyler Gray 2015-18
24 Gary Clark vs. Liberty (9/24/83)	99 Dave Stannard	2008	5. 220 John Coursey 1993-96
6. 20 Mike Cawley vs. Delaware (10/9/93)	6. 96 Rodney Landers	2008	6. 215 Cameron Starke 2010-13
20 Eric Green vs. Morehead State (9/19/87)	7. 91 Dave Stannard	2007	7. 208 Warren Marshall 1982-86
8. 18 Many players tied	8. 86 Ethan Ratke	2018	8. 204 Eriq Williams 1989-92
	9. 84 Macey Brooks	1996	9. 194 Alvin Banks 2003-06
	84 Kenny Sims	1992	10. 190 Dave Stannard 2007-08
Touchdowns (Rush + Rec + Return)	Touchdowns (Rush + Rec + Return)		Touchdowns (Rush + Rec + Return)
1. 5 Curtis Keaton vs. Connecticut (10/23/99)	1. 25 Khalid Abdullah	2016	1. 45 Khalid Abdullah 2013-16
5 Kelvin Jeter vs. Morgan State (9/2/95)	2. 21 Curtis Keaton	1999	2. 43 Dae'Quan Scott 2009-13
3. 4 Alvin Banks vs. Northeastern (9/23/06)	3. 16 Rodney Landers	2008	3. 34 Warren Marshall 1982-86
4 Mike Cawley vs. Connecticut (11/12/94)	4. 14 Macey Brooks	1996	4. 33 Eriq Williams 1989-92
4 Gary Clark vs. Liberty (9/24/83)	14 Kenny Sims	1992	5. 32 Alvin Banks 2003-06
6. 3 Many players tied	6. 13 Khalid Abdullah	2015	6. 31 Rodney Landers 2005-08
	13 Dae'Quan Scott	2013	31 Curtis Keaton 1998-99
	13 Dae'Quan Scott	2011	8. 29 Cardon Johnson 2015-18
	13 Griff Yancey	2008	29 Maurice Fenner 2003-06
	10. 12 Six Players Tied		10. 25 Macey Brooks 1993-96
			25 Kenny Sims 1989-92
All-Purpose Yards	All-Purpose Yards		All-Purpose Yards
1. 339 Jay Jones at Richmond (10/19/96)	1. 2,024 Curtis Keaton	1999	1. 5,659 Delvin Joyce 1997-2000
2. 323 Griff Yancey at Delaware (11/3/07)	2. 1,992 Khalid Abdullah	2016	2. 4,704 Dae'Quan Scott 2009-13
3. 322 Delvin Joyce vs. East Tennessee State (9/13/97)	3. 1,770 Rodney Landers	2008	3. 4,621 Warren Marshall 1982-86
4. 276 Vad Lee at SMU (10/26/15)	4. 1,741 Delvin Joyce	1998	4. 4,077 Khalid Abdullah 2013-16
5. 266 Rodney Stockett at Georgia Southern (11/15/86)	5. 1,563 Delvin Joyce	1997	5. 3,963 Gary Clark 1980-83
6. 265 Delvin Joyce vs. Delaware (10/18/97)	6. 1,545 Dae'Quan Scott	2011	6. 3,562 Rodney Landers 2005-08
7. 264 Warren Marshall vs. William & Mary (10/25/86)	7. 1,515 Jay Jones	1996	7. 3,384 Earnest Payton 1997-2000
8. 263 Brandon Ravenel vs. New Hampshire (12/3/16)	8. 1,495 Gary Clark	1983	8. 3,369 Rodney Stockett 1984-87
9. 262 Delvin Joyce vs. Villanova (10/7/00)	9. 1,488 Dae'Quan Scott	2013	9. 3,263 Alvin Banks 2003-06
10. 256 Gary Clark vs. Appalachian State (9/11/82)	10. 1,465 Warren Marshall	1986	10. 3,214 Cardon Johnson 2015-18
Kickoff Return Yards	Kickoff Return Yards		Kickoff Return Yards
1. 268 Jay Jones at Richmond (10/19/96)	1. 737 Jay Jones	1996	1. 2,166 Scotty McGee 2006-09
2. 184 Brandon Ravenel vs. Colgate (12/5/15)	2. 727 Delvin Joyce	1998	2. 1,902 Delvin Joyce 1997-2000
3. 180 Robert Turner vs. Delaware (10/29/83)	3. 668 Shaun Marshall	1995	3. 1,434 Dwight Robinson 1991-94
4. 175 Rodney Stockett at Georgia Southern (11/15/86)	4. 656 Delvin Joyce	1997	4. 1,290 Rodney Stockett 1984-87
5. 168 Delvin Joyce vs. Villanova (9/19/98)	5. 640 Scotty McGee	2009	5. 1,165 Dejour Simmons 2011-14
6. 157 Scotty McGee at Duke 8/30/08)	640 Scotty McGee	2008	6. 1,155 Tom Green 1989-91
157 Scotty McGee at Youngstown State (11/25/06)	7. 545 Scotty McGee	2007	7. 994 Ardon Bransford 2003-06
8. 155 John Allen at Connecticut (9/18/93)	8. 538 Rodney Stockett	1986	8. 896 Kerby Long 2007-11
9. 154 Scotty McGee at Appalachian State (11/24/07)	9. 516 Robert Turner	1983	9. 819 Jay Jones 1993-96
10. 153 Charles Tutt at Towson (10/10/15)	10. 510 Dwight Robinson	1994	10. 728 Shaun Marshall 1992-95

Individual Top-10 Lists

Game			Season			Career		
Punt Return Yards			Punt Return Yards			Punt Return Yards		
1.	183	D'Angelo Amos at Villanova (10/13/18)	1.	549	D'Angelo Amos	2018	1.	1,488 Delvin Joyce 1997-2000
	183	Gary Clark at Virginia (9/17/83)	2.	426	Rashard Davis	2016	2.	833 D'Angelo Amos 2017-
3.	135	Delvin Joyce vs. Villanova (9/7/00)	3.	411	Delvin Joyce	2000	3.	817 Anthony Archer 1989-91
4.	119	Delvin Joyce vs. Elon (9/26/98)	4.	403	Gary Clark	1982	4.	774 L.C. Baker 2004-07
5.	116	L.C. Baker vs. Lock Haven (9/4/04)	5.	400	Delvin Joyce	1999	5.	748 Gary Clark 1980-83
6.	108	Delvin Joyce vs. Delaware (9/18/99)	6.	388	Delvin Joyce	1998	6.	575 John Allen 1991-94
7.	106	Anthony Archer at William & Mary (11/11/89)	7.	345	Anthony Archer	1991	7.	570 Rodney Stockett 1984-87
8.	105	Cortez Thompson vs. Delaware (11/6/04)		345	Anthony Archer	1990	8.	489 John Miller 2014-17
9.	103	D'Angelo Amos at Norfolk State (9/8/18)	9.	303	Gary Clark	1983		489 Rashard Davis 2013-16
	103	Anthony Archer vs. Georgia Southern (10/19/91)	10.	296	Scotty McGee	2008	10.	421 Dae'Quan Scott 2009-13
Field Goals Made			Field Goals Made			Field Goals Made		
1.	4	Ethan Ratke vs. Elon (10/16/18)	1.	17	Ethan Ratke	2018	1.	39 John Coursey 1993-96
2.	3	Ethan Ratke at Villanova (10/13/18)	2.	15	Cameron Starke	2011	2.	37 Cameron Starke 2010-13
	3	Ethan Ratke vs. William & Mary (9/22/18)		15	John Coursey	1994	3.	32 David Rabil 2003-06
	3	Ethan Ratke vs. Weber State (12/8/17)		15	Scott Norwood	1980		32 Scott Norwood 1978-81
	3	Tyler Gray vs. Villanova (10/14/17)	5.	14	Ethan Ratke	2017	5.	31 Ethan Ratke 2017-
	3	Ryan Maglio at Towson (10/10/15)		14	Tyler Gray	2016	6.	30 Mickey Stinnett 1982-84
	3	Ryan Maglio vs. William & Mary (11/1/14)		14	Mike Glover	1999	7.	29 Tyler Gray 2015-18
	3	Cameron Starke at Delaware (9/28/13)		14	John Coursey	1995	8.	23 Dave Stannard 2007-08
	3	Dave Stannard vs. Richmond (10/27/07)	8.	13	Burke George	2002		23 Burke George 2001-03
	3	Burke George vs. Florida Atlantic (9/14/02)		13	Nelson Garner	1997	10.	22 Ryan Maglio 2014-15
	3	Mike Glover vs. Villanova (10/7/00)		13	Mickey Stinnett	1984		22 Mike Glover 1997, 1999-2001
	3	Mike Glover at Hofstra (11/20/99)						
	3	Mike Glover at Villanova (10/2/99)						
	3	John Coursey at William & Mary (9/9/95)						
	3	John Coursey at Delaware (10/8/94)						
	3	Mickey Stinnett vs. East Tennessee State (9/25/82)						
	3	Scott Norwood vs. East Tennessee State (11/8/80)						
	3	Scott Norwood vs. Liberty (10/11/80)						
	3	Scott Norwood vs. Morehead State (11/10/79)						
Punting Average (min. 3)			Punting Average			Punting Average		
1.	53.0	John Druiett vs. Liberty (9/21/95)	1.	43.8	Chris Wright	1998	1.	43.5 Chris Wright 1996, 98
2.	52.5	Brad Hudgins vs. Massachusetts (10/5/91)	2.	43.7	Nelson Garner	1997	2.	41.8 Nelson Garner 1994-97
3.	52.0	Scott Frazier at Youngstown State (9/26/92)	3.	42.5	Gunnar Kane	2015	3.	41.4 John Druiett 1985-87
4.	50.0	David Skahn at Maine (11/3/12)	4.	42.1	John Druiett	1987	4.	41.0 Scott Todd 1987-90
5.	49.5	Connor Arnone vs. Albany (10/5/13)	5.	42.0	Gunnar Kane	2016	5.	40.7 Gunnar Kane 2014-16
	49.5	Scott Todd vs. Liberty (10/1/88)	6.	41.9	Nelson Garner	1996	6.	40.3 Mickey Stinnett 1982-84
7.	49.0	Gunnar Kane vs. Rhode Island (10/29/16)	7.	41.5	Nick Englehart	2003	7.	40.1 Harry O'Kelly 2017-
	49.0	Mickey Stinnett at Richmond (11/5/83)		41.5	Scott Todd	1989	8.	39.5 David Skahn 2009-12
9.	48.8	Nelson Garner vs. Boston (11/22/97)	9.	41.3	Harry O'Kelly	2017	9.	39.4 Connor Arnone 2012-14
	48.8	Scott Todd at Appalachian State (9/23/89)	10.	40.9	Mickey Stinnett	1983	10.	39.3 Nick Englehart 2002-05
				40.9	Greg Caldwell	1981	11.	38.9 Mike Glover 1997, 99-2001
Tackles			Tackles			Tackles		
1.	26	Clyde Hoy vs. Towson (11/7/81)	1.	167	Clyde Hoy	1981	1.	506 Charles Haley 1982-85
	26	Clyde Hoy at U.S. Merchant Marine (10/4/80)	2.	166	Dale Caparaso	1978	2.	503 Clyde Hoy 1978-81
3.	25	Dean McCullough vs. Massachusetts (9/6/86)		166	Dale Caparaso	1976	3.	487 Dale Caparaso 1976, 78-79
	25	Dale Caparaso at Davidson (10/16/76)	4.	161	Dennard Melton	2003	4.	445 Stephon Robertson 2010-13
5.	24	Clyde Hoy vs. Furman (10/17/81)	5.	157	Derrick Lloyd	2001	5.	438 Woody Bergeria 1974-77
6.	23	Derrick Lloyd vs. Rhode Island (9/22/01)	6.	156	Derick Pack	2000	6.	427 Dean McCullough 1983-86
	23	Marty Fitzgerald at Massachusetts (9/26/87)	7.	155	Dale Caparaso	1979	7.	416 Tony LeZotte 2004-07
8.	22	Four Players Tied	8.	151	Dean McCullough	1986	8.	399 Derick Pack 1999-2001
			9.	148	Dewey Windham	1975	9.	362 Eupton Jackson 1987-90
			10.	147	Two Players Tied		10.	354 Gage Steele 2013-16
Sacks			Sacks			Sacks		
1.	5#	Jim McHugh at Emory & Henry (10/25/75)	1.	13.5	Sage Harold	2014	1.	33 Chris Morant 1998-2000
2.	5#	Bob Dunn at Emory & Henry (10/25/75)	2.	12	Chris Morant	1999	2.	29 Arthur Moats 2006-09
3.	4.5	Kwynn Walton vs. VMI (10/30/04)	3.	11.5	Arthur Moats	2008	3.	28 Woody Bergeria 1974-77
4.	4	John Baranowsky vs. Towson (11/17/07)		11.5	Richard Hicks	2002	4.	26 Andrew Ankrah 2014-17
	4	Chris Morant at Rhode Island (10/31/98)	5.	11	Arthur Moats	2009	5.	25.5 Sage Harold 2011-14
	4	Greg Colvin vs. VMI (10/22/88)		11	Kevin Winston	2006	6.	25 Larry Smith 1975-78
	4	Charles Haley vs. Davidson (10/26/85)		11	Chris Morant	1998	7.	24.5 Kevin Winston 2003-06
8.	3.5	Andrew Ankrah at SMU (9/26/15)		11	Larry Smith	1977	8	21 Mark Baird 1974-77
	3.5	Brandon Lee vs. Stony Brook (11/16/13)	9.	10.5	Andrew Ankrah	2015		21 Bob Dunn 1974-76
	3.5	Arthur Moats vs. Villanova 12/6/08)	10.	10	Seven Players Tied		10.	19 Richard Hicks 1999-2002
	3.5	Derrick Lloyd at Massachusetts (10/20/01)						

1975 totals may include shared sacks

Individual Top-10 Lists

Game			Season			Career				
Interceptions			Interceptions			Interceptions				
1.	3	Jimmy Moreland vs. South Dakota State (12/16/17)	1.	9	Jordan Brown	2017	1.	18	Jimmy Moreland	2014-18
	3	Chris Jacobs vs. Georgia Southern (11/2/85)	2.	8	Jimmy Moreland	2017	2.	14	Raven Greene	2013-17
	3	Bob Logan at Emory & Henry (9/11/76)		8	Tony Booth	1997	3.	13	Jordan Brown	2014-17
4.	2	Many Players Tied	4.	7	Rashad Robinson	2017		13	Clint Kent	2002-05
				7	Terry Hansrote	1977		13	Bob Logan	1975-78
				7	Bob Logan	1976	6.	12	Dean Marlowe	2011-14
			7.	6	Raven Greene	2016	7.	11	Taylor Reynolds	2013-16
				6	Quincy Waller	1995		11	John Stein	1993-96
				6	Chris Parrott	1992		11	Mike Thurman	1978-82
				6	Brent Good	1974	10.	10	Rashad Robinson	2015-
			11.	5	10 Players Tied			10	Mike Masella	1995-98
								10	Terry Hansrote	1975-77
Interception Return Yards			Interception Return Yards			Interception Return Yards				
1.	101	Taylor Reynolds at Richmond (11/15/14)	1.	217	Jimmy Moreland	2018	1.	363	Jimmy Moreland	2014-18
2.	100	Jimmy Moreland at Richmond (9/29/18)	2.	146	Tony Jordan	1996	2.	258	Raven Greene	2013-17
	100	Tony LeZotte vs. Towson (11/19/05)		146	Bob Logan	1976	3.	229	Bob Logan	1975-78
4.	94	Tony Jordan vs. William & Mary (10/12/96)	4.	145	Rashad Robinson	2017	4.	201	Taylor Reynolds	2013-
5.	82	Rashad Robinson vs. New Hampshire (10/28/17)	5.	127	Taylor Reynolds	2014		201	Cortez Thompson	2001-04
6.	77	Jordan Brown at William & Mary (10/21/17)	6.	113	Raven Greene	2016	6.	183	Jordan Brown	2014-17
7.	76	Bob Logan at Emory & Henry (9/11/76)	7.	107	Quincy Waller	1995	7.	173	Rashad Robinson	2014-
8.	70	Akeem Jordan at Massachusetts (10/15/05)	8.	105	Clint Kent	2004	8.	157	Clint Kent	2002-05
9.	69	Clint Kent at William & Mary (12/10/04)		105	Brent Good	1974	9.	155	Akeem Jordan	2003-06
10.	67	Trey Townsend vs. Delaware (11/6/04)	10.	100	Raven Greene	2017	10.	146	Tony Jordan	1993, 95-96
				100	Tony LeZotte	2005				

Team Single-Game Top-5 Lists

Rushing Yards

501 – vs. Frostburg State – 10/23/76
 498 – vs. Morehead State - 9/3/16
 491 – vs. Washington & Lee – 9/9/78
 472 – vs. Norfolk State – 9/16/17
 442 – vs. Towson State – 10/12/91

Road only:

440 – at SMU – 9/26/15
 440 – at Towson – 11/22/08
 410 – at ECU – 9/2/17
 406 – at Elon – 10/17/15
 403 – at Delaware – 11/3/07

Most Rushes

84 – at Richmond – 9/22/90
 79 – vs. Frostburg State – 10/23/76
 74 – vs. Morehead State – 9/3/16
 72 – vs. Washington & Lee – 9/9/78
 71 – vs. ETSU – 11/8/86
 71 – at Emory & Henry – 9/11/76

Rushing Touchdowns

10 – vs. Morehead State – 9/3/16
 9 – vs. Gallaudet – 11/16/74
 8 – vs. Morgan State – 9/2/95
 7 – vs. Norfolk State – 9/16/17
 7 – at Towson – 11/22/08
 7 – vs. Bloomsburg State – 9/2/89
 7 – vs. Washington & Lee – 9/9/78

Passing Yards

433 – at Richmond – 11/15/14
 422 – at New Hampshire – 11/3/18
 408 – vs. New Hampshire – 12/3/16
 406 – at Villanova – 9/20/14
 388 – vs. Hofstra – 9/12/98

Road only:

433 – at Richmond – 11/15/14
 422 – at New Hampshire – 11/3/18
 406 – at Villanova – 9/20/14
 376 – at Villanova – 10/6/01
 352 – at William & Mary – 10/31/81

Pass Completions

34 – at Villanova - 10/6/01
 33 – vs. Delaware – 10/21/95
 32 – at New Hampshire – 11/3/18
 32 – at Charlotte – 10/25/14
 31 – vs. New Hampshire – 12/3/16

Road only:

34 – at Villanova – 10/6/01
 32 – at New Hampshire – 11/3/18
 32 – at Charlotte – 10/25/14
 29 – at Akron – 9/7/13
 28 – at Connecticut – 9/18/93

Pass Percentage (Min. 15 att.)

.941 (16-17) – vs. Elon – 11/19/16
 .875 (21-24) – vs. Rhode Island – 10/29/16
 .867 (13-15) – vs. Maine – 10/8/05
 .867 (13-15) – at Rhode Island – 11/2/02
 .864 (19-22) – vs. Hofstra – 10/2/04

Passing Touchdowns

6 – vs. New Hampshire – 12/3/16
 5 – vs. ETSU – 9/9/17
 5 – vs. Rhode Island – 10/29/16
 5 – at Towson – 10/10/15
 5 – vs. Stony Brook – 11/16/13
 5 – vs. Richmond – 10/26/91

Interceptions Throws

6 – vs. Delaware – 11/3/01
 5 – at Colgate – 12/1/18
 5 – vs. Albany – 9/19/15
 5 – at Shippensburg – 11/12/83
 4 – 11 times

Total Offense

729 – at SMU – 9/26/15
 728 – vs. Norfolk State – 9/16/17
 713 – vs. Morehead State – 9/5/15
 699 – vs. Elon – 11/19/16
 667 – vs. Robert Morris – 9/13/18

Road only:

729 – at SMU – 9/26/15
 614 – at ECU – 9/2/16
 606 – at Lehigh – 9/6/14
 604 – at Elon – 10/17/15
 576 – at Towson – 11/17/18

Touchdowns

12 – vs. Rhode Island – 10/29/16
 11 – vs. Morehead State – 9/3/16
 11 – vs. Gallaudet – 11/16/74
 10 – vs. Robert Morris – 9/13/18
 10 – vs. Norfolk State – 9/16/17
 10 – vs. Lock Haven – 9/2/00
 10 – vs. Morgan State – 9/2/95

Plays

99 – vs. Delaware - 9/27/14
 96 – at Richmond – 9/22/90
 95 – at Charlotte – 10/25/14
 94 – vs. Charlotte – 9/21/13
 94 – at Akron – 9/7/13

First Downs

40 – vs. Albany – 9/19/15
 39 – vs. Norfolk State – 9/16/17
 38 – vs. Saint Francis (Pa.) – 9/1/12
 34 – vs. Morehead State – 9/3/16
 34 – at SMU – 9/26/15

Road/Neutral only:

34 – at SMU – 9/26/15
 32 – vs. Montana – 12/17/04 (title game)
 31 – at Lehigh – 9/6/14
 30 – at Richmond – 9/22/90
 28 – five times

All-Purpose Yards

934 – vs. Lock Haven – 9/2/00
 876 – vs. Norfolk State – 9/16/17
 851 – vs. Elon – 11/19/16
 820 – vs. Lock Haven – 9/4/04
 782 – vs. Albany – 9/19/15

Punt Average (min. 3 att.)

54.0 – vs. Lehigh – 9/12/15
 52.5 – at Youngstown State - 9/26/92
 49.5 – vs. Albany – 10/5/13
 49.0 – vs. Rhode Island – 10/29/16
 49.0 – at Richmond – 11/5/83

JMU Turnovers

8 – at Virginia – 10/13/79
 8 – at Towson – 9/15/79
 7 – 10 times

Team Single-Game Top-5 Lists

Interceptions Made

6 – vs. South Dakota State – 12/16/17
 6 – at Gallaudet – 11/17/73
 5 – vs. Stony Brook – 12/2/17
 5 – vs. Rhode Island – 10/29/16
 5 – at Villanova – 10/6/01
 5 – at Maine – 9/27/97
 5 – at Northeastern – 11/23/91

JMU Fumbles

9 - vs. Davidson - 10/26/85
 9 - vs. Liberty - 9/21/85
 8 – vs. Youngstown State – 10/20/90
 8 – at William & Mary – 10/6/79
 8 – vs. Salisbury – 10/15/77

JMU Fumbles Lost

6 – at Virginia – 10/13/79
 5 – seven times

Opponent Points

69 – at Virginia – 10/13/79
 59 – vs. Richmond – 10/24/15
 59 – at Shippensburg – 11/12/77
 56 – at North Carolina – 9/17/16
 52 – at Maryland – 8/30/14

JMU Win Margin

77 – vs. Rhode Island – 10/29/16
 73 – vs. Morehead State – 9/3/16
 72 – vs. Lock Haven (72-0) – 9/2/00
 69 – vs. Morgan State (76-7) – 9/2/95
 66 – vs. Robert Morris (73-7) – 9/13/18

Win Margin on Road

53 – at Richmond (63-10) – 9/29/18
 51 – at Elon (51-0) – 10/17/15
 39 – at Villanova (42-3) – 11/13/93
 38 – at VMI (45-7) – 9/30/06
 37 – at Villanova (37-0) – 10/13/18

Opponent Win Margin

60 – at Virginia (9-69) – 10/13/79
 47 – at Virginia Tech (0-47) – 9/4/99
 45 – at Maryland (7-52) – 8/30/14
 45 – at Appalachian State (0-45) – 9/12/81
 43 – at Virginia Tech (0-43) – 9/7/03

Penalties

15 – at Massachusetts – 9/26/87
 14 – at ECU – 9/2/17
 14 – vs. Morehead State – 9/19/87
 14 – vs. ETSU – 11/8/86
 14 – vs. Towson State – 11/23/85
 14 – vs. Randolph-Macon – 10/27/79

Yards Penalized

172 – at ECU – 9/2/17
 165 – vs. ETSU – 11/8/86
 150 – vs. Randolph-Macon – 10/27/79
 148 – vs. Towson State – 11/23/85
 131 – at Massachusetts – 9/26/87
 128 – vs. Morehead State – 9/19/87

Points (Any Quarter)

35 – vs. Norfolk State – 9/16/17
 35 – vs. Morgan State – 9/2/95
 31 – vs. Robert Morris – 9/13/18
 30 – vs. South Dakota State – 12/16/17
 28 – 13 times

Road record:

28 – at Richmond (2nd) – 9/29/18

1st-Quarter Points

28 – vs. Rhode Island – 10/29/16
 28 – vs. Morehead State – 9/3/16
 23 – vs. Randolph-Macon – 10/27/79
 21 – 18 times

2nd-Quarter Points

35 – vs. Norfolk State – 9/16/17
 35 – vs. Morgan State – 9/2/95
 31 – vs. Robert Morris – 9/13/18
 28 – at Richmond – 9/29/18
 28 – vs. New Hampshire – 12/3/16
 28 – vs. Colgate – 12/5/15
 28 – vs. Lehigh – 9/12/15
 28 – vs. Elon – 11/22/14
 28 – vs. Lock Haven – 9/3/05
 28 – vs. Connecticut – 10/23/99
 28 – vs. Shippensburg – 11/13/82

3rd-Quarter Points

30 – vs. South Dakota State – 12/16/17
 28 – vs. Lock Haven – 9/4/04
 28 – vs. Liberty – 9/9/00
 26 – vs. Gallaudet – 11/16/74
 23 – vs. Sam Houston State – 12/9/16

4th-Quarter Points

28 – vs. Lock Haven – 9/2/00
 24 – vs. Villanova – 10/7/00
 23 – vs. Delaware – 10/29/83
 21 – 12 times

1st-Half Points

52 – vs. Robert Morris – 9/13/18
 52 – vs. Morehead State – 9/3/16
 49 – vs. Rhode Island – 10/29/16
 49 – vs. Morgan State – 9/3/95
 45 – vs. Elon – 11/22/14
 45 – vs. Towson – 11/19/05

2nd-Half Points

42 – vs. Lock Haven – 9/2/00
 40 – vs. Gallaudet – 11/16/74
 36 – vs. Elon – 11/19/16
 35 – vs. Rhode Island – 10/29/16
 35 – vs. Towson – 10/11/14
 35 – vs. Appalachian State – 9/20/08
 35 – at Hofstra – 10/1/05
 35 – at Northeastern – 11/6/93
 35 – vs. Washington & Lee – 9/9/78

Total Points

84 – vs. Rhode Island – 10/29/16
 80 – vs. Morehead State – 9/3/16
 76 – vs. Morgan State – 9/2/96
 75 – vs. Norfolk State – 9/16/17
 73 – vs. Robert Morris – 9/13/18

JMU Long Plays

Rush

1. 95 (TD)	Joe Sparksman vs. William & Mary	11/10/90
2. 92 (TD)	Brian Coe at Delaware State	10/8/83
3. 87 (TD)	Marcus Marshall vs. South Dakota State	12/16/17
4. 86 (TD)	Griff Yancey at Delaware	11/3/07
86 (TD)	Ron Stith vs. Frostburg State	10/23/76
6. 85 (TD)	Cardon Johnson at ECU	9/2/17
85 (TD)	Khalid Abdullah at Maine	9/24/16
8. 83 (TD)	Maurice Fenner vs. Lock Haven	9/4/04
9. 82 (TD)	Stan Jones at Emory & Henry	9/11/76
10. 81 (TD)	Marcus Marshall vs. Robert Morris	9/13/18
81 (TD)	Rodney Landers vs. Delaware State	9/17/05
81 (TD)	Ron Stith at Frostburg State	10/18/75

Pass

1. 93 (TD)	Vad Lee to DeAndre' Smith at Richmond	11/15/14
2. 86 (TD)	Mike Cawley to David McLeod vs. New Hampshire	10/16/93
3. 82 (TD)	Mike Cawley to Jay Jones at Appalachian State	11/25/95
4. 81 (TD)	Jayson Cooke to Tahir Hinds vs. Rhode Island	11/1/03
5. 80 (TD)	Jace Edwards to Kerby Long vs. Villanova	10/15/11
80 (TD)	Jon Roddy to Gary Clark at Virginia	9/18/82
7. 78 (TD)	Eriq Williams to David McLeod vs. Hofstra	9/19/92
8. 77 (TD)	Drew Dudzik to Jamal Sullivan at Virginia Tech	9/11/10
77	Matt LeZotte to Jason Mallory at Delaware	10/12/02
10. 73 (TD)	Eric Green to Warren Marshall vs. St. Paul's	10/4/86

Kickoff Return

1. 100 (TD)	Dejor Simmons vs. Richmond	10/12/13
100 (TD)	Scotty McGee vs. Towson	11/17/07
3. 99 (TD)	Scotty McGee vs. Appalachian State	9/20/08
99 (TD)	Scotty McGee at Youngstown State	11/25/06
99 (TD)	Jay Jones at Richmond	10/19/96
6. 98 (TD)	Brandon Ravenel vs. Villanova	11/21/15
98 (TD)	Tony Booth vs. Northeastern	11/7/98
98 (TD)	Shaun Marshall vs. Boston	10/7/95
9. 95 (TD)	Gary Clark vs. Liberty	9/24/83
10. 94 (TD)	Dwight Robinson vs. Villanova	10/15/94

Punt Return

1. 89 (TD)	D'Angelo Amos at Villanova	10/13/18
89 (TD)	Gary Clark at Virginia	9/17/83
2. 87 (TD)	Cortez Thompson vs. Delaware	11/6/04
87 (TD)	Gary Clark at Virginia	9/17/83
5. 81 (TD)	D'Angelo Amos at Villanova	10/13/18
6. 80 (TD)	Anthony Archer vs. Georgia Southern	10/19/91
7. 79 (TD)	Gary Clark vs. Appalachian State	9/11/82
8. 77 (TD)	Earnest Payton vs. Boston University	11/22/97
9. 76 (TD)	D'Angelo Amos at Norfolk State	9/8/18
76 (TD)	Rashard Davis vs. Morehead State	9/3/16

Interception Return

1. 100 (TD)	Jimmy Moreland at Richmond	9/29/18
100 (TD)	Tony LeZotte vs. Towson	11/19/05
3. 94 (TD)	Tony Jordan vs. William & Mary	10/12/96
4. 82 (TD)	Rashad Robinson vs. New Hampshire	10/28/17
5. 70 (TD)	Akeem Jordan at Massachusetts	10/15/05
6. 69 (TD)	Clint Kent at William & Mary	12/10/04
7. 67	Trey Townsend vs. Delaware	11/6/04
8. 65 (TD)	Quincy Waller vs. McNeese State	9/16/95
9. 63	Rashad Robinson at William & Mary	10/21/17
63	Bob Logan at Shippensburg	11/15/75
* 100 (PAT)	Mike Masella vs. Villanova	9/19/98

Fumble Return

1. 99 (TD)	Chris Morant vs. Northeastern	11/7/98
2. 94 (TD)	Mark Coates vs. Delaware	9/25/99
3. 84 (TD)	Dan Kobosko at Richmond	11/12/88
4. 77 (TD)	Taylor Reynolds vs. Villanova	11/21/15
5. 68 (TD)	Arthur Moats vs. Towson	11/21/09
6. 53 (TD)	Cortez Thompson at Rhode Island	11/2/02
7. 46 (TD)	Andy Bailey at William & Mary	10/11/98
8. 39	D'Angelo Amos vs. William & Mary	9/22/18
9. 38 (TD)	Jamaris Sanders at Massachusetts	11/14/09
38 (TD)	Kevin Winston vs. Richmond	10/28/06

Field Goal

1. 53	Mickey Stinnett vs. Richmond	9/1/84
2. 52	Mike Glover vs. South Florida	10/30/99
3. 51	Jason Pritchard at Richmond	10/11/08
51	Scott Norwood vs. Towson State	11/7/81
51	Scott Norwood vs. Morehead State	11/10/79
6. 50	Jason Pritchard at Rhode Island	10/13/07
50	Burke George at Hofstra	9/21/02
50	Burke George at Maine	9/29/01
50	Mike Glover at Hofstra	11/20/99
50	Nelson Garner at William & Mary	10/11/97

Punt

1. 73	Nelson Garner vs. Boston University	10/7/95
73	Scott Todd vs. Appalachian State	9/10/88
3. 71	Winston Bersch vs. Salisbury State	10/13/73
4. 70	Jason Pritchard vs. Towson	11/17/07
5. 69	Scott Todd vs. Richmond	11/12/88
6. 67	Nelson Garner at Northeastern	11/8/97
7. 66	Harry O'Kelly vs. South Dakota State	12/16/17
66	Gunnar Kane vs. William & Mary	10/8/16
66	Mike Glover vs. South Florida	10/30/99
10. 65	David Skahn vs. Alcorn State	9/8/12
65	Matt Goff at Liberty	9/19/09

Opponent Long Plays

Rush	94	(TD)	Bill Douglas vs. Frostburg State	10/23/76
Pass	95	(TD)	Fred Vallett to Dave Klemic vs. Northeastern	11/7/98
Field Goal	63		Tim Foley vs. Georgia Southern	11/7/87
Punt	75		Andrew Maclay at Massachusetts	10/10/98
Kickoff Return	100	(TD)	Marcus Taylor vs. Norfolk State	9/16/17
Punt Return	81	(TD)	DeAndrew Rubin at South Florida	9/16/00
Interception Return	100	(TD)	Melvin Cunningham at Marshall	12/3/94
	100	(TD)	Rico Mack vs. Appalachian State	11/17/90
Fumble Return	67	(TD)	Jamal Clay at Maine	11/3/12

Bridgeforth Stadium Records

Individual

Rushing Yards

264 - Warren Marshall (JMU) vs. W&M - 10/25/86

Rushing Attempts

39 - Khari Diuckson (Saint Francis) - 9/13/14

Rushing Touchdowns

5 - Curtis Keaton (JMU) vs. UConn - 10/23/99

5 - Kelvin Jeter (JMU) vs. Morgan State - 9/2/95

Rushing Long

95 (TD) - Joe Sparksman (JMU) vs. W&M - 11/10/90

Passing Yards

442 - Greg Moore (Boston University) - 11/20/93

Passing Completions

40 - Sean Schaefer (Towson) - 11/17/07

40 - Brett Gordon (Villanova) - 9/28/02

Passing Attempts

59 - Sean Schaefer (Towson) - 11/17/07

59 - Mickey Fein (Maine) - 10/24/98

Passing Touchdowns

5 - Bryan Schor (JMU) vs. ETSU - 9/9/17

5 - Bryan Schor (JMU) vs. New Hampshire - 12/3/16

5 - Bryan Schor (JMU) vs. Rhode Island - 10/29/16

5 - Michael Birdsong (JMU) vs. Stony Brook - 11/16/13

5 - Tom Ehrhardt (C.W. Post) - 10/10/81

Passing Long

95 (TD) - Fred Vallett to Dave Klemic (NU) - 11/7/98

Interceptions Thrown

6 - Taryn Christion (SDSU) - 12/16/17

6 - Matt LeZotte (JMU) vs. Delaware - 11/3/01

Receptions

13 - Victor Cruz (UMass) - 9/13/08

Receiving Yards

268 - Victor Cruz (UMass) - 9/13/08

Receiving Touchdowns

3 - Marvin Beauvais (Rhode Island) - 11/10/18

3 - Daniel Schiele (JMU) vs. Rhode Island - 10/29/16

3 - Daniel Brown (JMU) vs. Albany - 10/5/13

3 - Gary Clark (JMU) vs. Liberty - 9/24/83

3 - Kelvin Edwards (Liberty) - 9/24/83

3 - Gary Clark (JMU) vs. C.W.Post - 10/10/81

3 - Tom DeBona (C.W.Post) - 10/10/81

Total Yards of Offense

427 - Greg Moore (Boston University) - 11/20/93

Total Plays

70 - Sean Schaefer (Towson) - 11/17/07

Run-Pass Touchdowns

5 - Ben DiNucci (JMU) vs. Rhode Island - 11/10/18

5 - Ben DiNucci (JMU) vs. Robert Morris - 9/13/18

5 - Bryan Schor (JMU) vs. ETSU - 9/9/17

5 - Bryan Schor (JMU) vs. New Hampshire - 12/3/16

5 - Bryan Schor (JMU) vs. Rhode Island - 10/29/16

5 - Vad Lee (JMU) vs. Richmond - 10/24/15

5 - Michael Birdsong (JMU) vs. Stony Brook - 11/16/13

5 - Curtis Keaton (JMU) vs. UConn - 10/23/99

5 - Kelvin Jeter (JMU) vs. Morgan State - 9/2/95

5 - Dale Fry (Delaware) - 10/9/93

5 - Eriq Williams (JMU) vs. Richmond - 10/26/91

5 - Eriq Williams (JMU) vs. UCF - 9/7/91

5 - Tom Bowles (JMU) vs. Liberty - 9/24/83

5 - Tom Ehrhardt (C.W. Post) - 10/10/81

All-Purpose Yards

325 - Brian Westbrook (Villanova) - 9/19/98

Points

30 - Curtis Keaton (JMU) vs. UConn - 10/23/99

30 - Kelvin Jeter (JMU) vs. Morgan State - 9/2/95

Points Kicking

16 - John Coursey (JMU) vs. Morgan State - 9/2/95

Extra Points Made

12 - Tyler Gray (JMU) vs. Rhode Island - 10/29/16

Extra Points Attempted

12 - Tyler Gray (JMU) vs. Rhode Island - 10/29/16

Field Goals Made

4 - Ethan Ratke (JMU) vs. Elon - 10/6/18

Field Goal Attempts

6 - Garth Petrilli (Middle Tenn. State) - 9/10/94

Field Goal Long

60 - David Cool (Georgia Southern) - 11/5/88

Punts

12 - Gerald Carlson (Buffalo) - 9/3/94

Punt Average (3 att.)

53.0 - John Druiett (JMU) vs. Liberty - 9/21/85

Punt Long

73 - Nelson Garner (JMU) vs. Boston Univ. - 10/7/95

73 - Scott Todd (JMU) vs. App. State - 9/10/88

Kickoff Returns

9 - Emmanuel Marc (Delaware State) - 9/17/05

Kickoff Return Yards

247 - Emmanuel Marc (Delaware State) - 9/17/05

Kickoff Return Long

100 (TD) - Marcus Taylor (NSU) - 9/16/17

100 (TD) - Dejour Simmons (JMU) vs. UR - 10/12/13

100 (TD) - Scotty McGee (JMU) vs. Towson - 11/17/07

Kickoff Return TD's

1 - Marcus Taylor (Norfolk State) - 9/16/17

1 - Brandon Ravenel (JMU) vs. New Hampshire - 12/3/16

1 - Brandon Ravenel (JMU) vs. Villanova - 11/21/15

1 - Dejour Simmons (JMU) vs. UR - 10/12/13

1 - Jerry Butler (Delaware) - 11/1/08

1 - Scotty McGee (JMU) vs. App. State - 9/20/08

1 - Scotty McGee (JMU) vs. Towson - 11/17/07

1 - Tim Maypray (Virginia Military) - 9/15/07

1 - Tony Booth (JMU) vs. Northeastern - 11/7/98

1 - B.J. Thornley (JMU) vs. Richmond - 10/25/97

1 - Shaun Marshall (JMU) vs. Boston Univ. - 10/7/95

1 - Dwight Robinson (JMU) vs. Villanova - 10/15/94

1 - Dwight Robinson (JMU) vs. Lock Haven - 9/4/93

1 - Gary Clark (JMU) vs. Liberty - 9/24/83

Punt Returns

8 - L.C. Baker (JMU) vs. Lock Haven - 9/4/04

Punt Return Yards

135 - Delvin Joyce (JMU) vs. Villanova - 10/7/00

Punt Return Long

87 (TD) - Cortez Thompson (JMU) vs. Delaware - 11/6/04

Punt Return TD's

1 - John Miller (JMU) vs. ETSU - 9/9/17

1 - Bryce Maginley (JMU) vs. Sam Houston - 12/9/16

1 - Rashard Davis (JMU) vs. Sam Houston - 12/9/16

1 - Rashard Davis (JMU) vs. Elon - 11/19/16

1 - John Miller (JMU) vs. Central Connecticut - 9/10/16

1 - Rashard Davis (JMU) vs. Central Connecticut - 9/10/16

1 - Rashard Davis (JMU) vs. Morehead State - 9/3/16

1 - Scotty McGee (JMU) vs. Delaware - 11/1/08

1 - Scotty McGee (JMU) vs. N.C. Central - 9/6/08

1 - L.C. Baker (JMU) vs. Maine - 10/8/05

1 - L.C. Baker (JMU) vs. Lock Haven - 9/3/05

1 - Cortez Thompson (JMU) vs. Delaware - 11/6/04

1 - Darrick Brown (Maine) - 10/24/98

1 - Delvin Joyce (JMU) vs. Elon - 9/26/98

1 - Earnest Payton (JMU) vs. Boston Univ. - 11/22/97

1 - David Primus (Samford) - 12/7/91

1 - Anthony Archer (JMU) vs. Georgia Southern - 10/19/91

1 - Mike Dickinson (UCF) - 9/7/91

1 - Rodney Oglesby (Georgia Southern) - 11/4/89

1 - Rodney Stockett (JMU) vs. App. State - 10/18/86

1 - Gary Clark (JMU) vs. App. State - 9/11/82

Interceptions Caught

3 - Jimmy Moreland (JMU) vs. SDSU - 12/16/17

3 - Mal Haith (Northeastern) - 11/14/87

3 - Chris Jacobs (JMU) vs. Georgia Southern - 11/2/85

Interception Return TD's

1 - several times

Interception Return Long

100 (TD) - Tony LeZotte (JMU) vs. Towson - 11/19/05

100 (Def. 2-Pt.) - Mike Masella (JMU) vs. Villanova - 9/9/98

100 (TD) - Rico Mack (App. State) - 11/17/90

Fumble Return TD's

2 - Tom McGlooin (JMU) vs. Randolph-Macon - 10/27/79

Fumble Return Long

99 (TD) - Chris Morant (JMU) vs. Northeastern 9/11/99

Team

Passing Yards

442 - Boston University - 11/20/93

Completions

40 - Towson - 11/17/07

40 - Villanova - 9/28/02

Passing Attempts

60 - Towson - 11/17/07

Passing Touchdowns

6 - JMU vs. New Hampshire - 12/3/16

Interceptions

6 - South Dakota State - 12/16/17

6 - JMU vs. Delaware - 11/3/01

Total Offense

728 - JMU vs. Norfolk State - 9/16/17

Plays

102 - Boston University - 10/7/95

Points

84 - JMU vs. Rhode Island - 10/29/16

Combined Points

108 - JMU (49) vs. Richmond (59) - 10/24/15

Opponent Points

59 - Richmond (59-49) - 10/24/15

JMU Win Margin

77 - vs. Rhode Island - 10/29/16

Opponent Win Margin

31 - vs. Richmond (43-12) - 9/1/84

JMU Win Streak

19 - 2016-18

JMU Losing Streak

5 - 1983-84, 2001-02

Penalties

15 - Liberty - 9/9/00

Yards Penalized

165 - JMU vs. ETSU - 11/8/86

Top-10 Attendances

26,069 - Richmond 59, JMU 49 - 10/24/15

25,993 - JMU 30, Villanova 8 - 10/14/17

25,742 - JMU 31, Richmond 7 - 10/1/11

25,484 - Elon 27, JMU 24 - 10/6/18

25,330 - JMU 28, Maine 10 - 9/23/17

25,298 - JMU 21, New Hampshire 0 - 10/28/17

25,244 - JMU 13, Stony Brook 10 - 10/27/18

25,236 - JMU 43, Delaware 20 - 10/1/16

25,201 - JMU 40, Albany 13 - 10/5/13

25,130 - JMU 51, William & Mary 0 - 9/22/18

All-Time at Stadium

181-73 (.713) - 44 years

First Game

JMU 41, Bridgewater 13 - 10/12/74

All-Time Lettermen

A.....A

Abdul-Wahid, Hassan 05, 06, 07, 08
 Abdullah, Khalid 13, 14, 15, 16
 Acker, Conwin 08, 09
 Ackison, Ben 94
 Adams, Jeff 72, 73, 74, 75
 Adams, Nick 04, 05, 06, 07
 Adams, Reid 03
 Adkins, Marcus 84, 85, 86
 Adu, Daniel 18
 Agee, Steve 91, 92, 93, 94
 Agyei-Obese, Percy 17, 18
 Ainsley, Brett 07, 08, 09
 Akins, Craig 97, 98
 Akuak, Lue 09
 Alexandre, Max 08, 09, 10
 Allely, David 15
 Allen, Daniel 10, 11, 12, 13
 Allen, John 91, 92, 93, 94
 Allen, Mike 08, 09, 10, 11
 Alls, Terrence 16, 17
 Amorese, Eric 95
 Amos, D'Angelo 17, 18
 Anderson, Jordan 10, 11, 12
 Anderson, Ryan 92, 93
 Angle, Harry 76, 77, 78
 Ankrah, Andrew 14, 15, 16, 17
 Annon, Zach 98, 99, 00, 01
 Appel, Nick 14
 Apted, Terrence 06, 07, 08
 Archer, Anthony 89, 90, 91
 Archie, Ezra 17, 18
 Armstead, Cliff 91
 Arnold, DeVenchi 92, 93, 94, 95
 Arnone, Bryon 79, 80, 81, 82
 Arnone, Connor 12, 13, 14
 Arrington, Mike 81, 82, 83
 Aspinall, Kevin 96
 Atalla, Mike 73, 74, 75, 76
 Atariwa, Adeb 17, 18
 Athens, Arthur 03
 Atkins, Ron 99, 00
 Ausberry, Edgar 72
 Ausberry, Marshall 76, 77
 Azanama, Kelvin 17, 18

B.....B

Babington, Roane 08, 09, 10, 11
 Bache, Ryan 01, 02, 03
 Bacon, Wayne 96, 97, 98
 Bacote, Marc 97, 98, 99, 00
 Bailey, Andy 95, 96, 97
 Bailey, David 92, 93, 94, 95
 Bailey, Jason 97
 Baird, Josh 07, 08
 Baird, Mark 74, 75, 76, 77
 Baker, Justin 13
 Baker, L.C. 04, 05, 06, 07
 Ball, Derrick 95, 96, 97, 98
 Bane, Woody 74
 Bangura, Abdul 13, 14
 Bangura, Dauda 02
 Bankins, Charles 92
 Banks, Alvin 03, 04, 05, 06
 Baranowsky, John 06, 07
 Barillo, John 13
 Barker, Larry 77, 78, 79
 Barlow, Brian 09, 10, 11, 12
 Barnes, Justin 05, 06, 07
 Barnes, Marshall 82, 84, 85, 86
 Barnes, Paul 78, 79, 80
 Barnett, Percy 83
 Bates, Hilearthan 80
 Bates, Steve 86, 87, 88, 89
 Battle, Mike 77, 78, 79, 80
 Bauer, John 82

Baumgardner, Andrew 12
 Baumgardner, Eric 89, 90
 Baxter, Scott 82, 83, 84, 85
 Baylor, Eric 87, 88, 89, 90
 Beach, Brandon 01, 02, 04
 Beaver, Chris 09, 10, 11, 12
 Becker, Don 72, 73
 Beer, Chris 77
 Belmear, Andrew 01
 Benefiel, Bill 73
 Bergeria, Woody 74, 75, 76, 77
 Berry, Charles 99, 00
 Berry, Reggie 06
 Bersch, Winston 73, 74, 75
 Bethea, Justin 14, 15, 16, 17
 Bethea, Zaire 17, 18
 Bianchini, Carlo 85, 86, 87
 Bigelow, Doug 94, 95, 96, 97
 Binns, Pervis 01, 02, 03
 Birdsong, Michael 12, 13
 Black, Paris 18
 Blackman, George 73, 74
 Blackwell, John 80, 81, 82, 83
 Bland, Larry 81, 82, 83
 Blandford, Craig 85, 86
 Bolden, A.J. 14, 15, 16, 17
 Bolton, Antoine 04, 05, 06, 07
 Bonham, Andy 97, 98, 99, 00
 Booth, Rick 76, 77, 78
 Booth, Tony 95, 96, 97, 98
 Borders, Ron 75, 76, 77, 78
 Borosky, John 98, 99
 Bosley, Trent 02, 03
 Bowers, John 76, 77, 78
 Bowler, Alonzo 92, 93, 94, 95
 Bowles, Tom 79, 81, 82, 83
 Boxley, D.D. 03, 04, 05, 06
 Boyd, Logan 15, 16
 Boyle, Jude 95
 Bradley, Rondell 01, 02, 03, 04
 Bradshaw, Isai 02, 03, 04, 05
 Branch, Coby 13
 Branch, Robert 15, 16
 Brandon, D.J. 05, 06, 07, 08
 Branich, Leslie 72, 73, 74, 75
 Bransford, Ardon 03, 04, 05, 06
 Braswell, Anderson 04, 05
 Breedlove, Lamont 84, 85, 86, 87
 Brenneman, Lynn 75
 Brentlinger, Jon 73, 74, 75, 76
 Bresee, Richie 86, 87, 88, 89
 Briggs, Sherrod 97, 98, 99, 00
 Brightwell, Bill 81, 82, 83, 84
 Brockenborough, Nelson 91
 Brodie, Hykeem 12
 Brooks, David 84, 85, 86
 Brooks, Dorian 06, 07, 08, 09
 Brooks, Macey 93, 94, 95, 96
 Brooks, Marzae 12, 13, 14
 Brown, Al 85, 86
 Brown, Brandon 14, 15, 16
 Brown, Daniel 11, 12, 13, 14
 Brown, Donnell 07, 08, 09, 10
 Brown, Doug 80
 Brown, Elvin 91, 92
 Brown, Jake 17, 18
 Brown, Jay 97
 Brown, Jerald 07, 08, 09
 Brown, Jordan 14, 15, 16, 17
 Brown, Keith 85, 86, 87
 Brown, Lawrence 84
 Brown, Marvin 04, 05, 06, 07
 Brown, Matt 95, 96
 Brown, Michael 04
 Brown, Ray 06, 07
 Brown, Ronnell 07, 08, 09, 10

Brown, Ryan 03
 Bryant, D.J. 08, 09, 10, 11
 Bryant, Eric 90, 92
 Bryant, Richard 88, 89, 90, 91
 Bryant, Shawn 02, 03
 Buchholz, Erik 12, 13, 14
 Bulman, Artie 72, 73
 Burket, Adam 82, 83, 84, 85
 Burkhardt, Rick 75, 76, 77, 78
 Burns, George 01, 02, 03, 04
 Butler, Aaron 08
 Butler, Gerren 16, 17
 Byerly, David 94, 95, 96
 Byers, Chad 09, 10, 11, 12
 Byrd, Akiba 93, 94, 96
 Byrne, Kevin 12
 Byrom, Eric 94, 95, 96, 97

C.....C

Caggiano, P.J. 90, 91, 92
 Caldwell, Greg 79, 80, 81
 Caldwell, Jim 77, 78, 79
 Calleo, David 84, 85
 Campbell, Mike 87, 88, 89, 90
 Canestrari, Aldo 93
 Caparaso, Dale 76, 78, 79
 Capehart, Chris 97
 Cappalli, Bob 77, 78, 79
 Caracciolo, Daniel 17
 Carey, Pat 89, 90, 91, 92
 Carico, Joe 74, 75
 Carlson, D.R. 87, 88, 89, 90
 Carlson, Robert 74
 Carlton, Nick 16, 17, 18
 Carper, Timm 96, 97, 98, 99
 Carroll, Taurus 17, 18
 Carson, Andy 97
 Carson, Robert 98, 99, 00, 01
 Carter, Darrious 16, 17, 18
 Carter, Marcus 89, 90, 92
 Carter, Ron'Dell 17, 18
 Carter Jr., Robert 16, 17, 18
 Cary, Mike 77
 Cassada, Lewis 94
 Caussin, Mike 06, 07, 08, 09
 Cavanaugh, Adrian 09, 10, 11, 12
 Cavanaugh, Pat 75
 Cawley, Mike 93, 94, 95
 Chapman, David 73, 74
 Charity, Marcus 06, 07, 08, 09
 Chase, Jay 74
 Chavious, Tyree 16, 18
 Cheatham, Clayton 17, 18
 Cheatham, Deane 13, 14, 15
 Christian, Bob 85, 86, 87
 Christian, Delmar 95, 96
 Chroniger, Jim 89, 90, 91, 92
 Clark, Cory 97, 98, 99
 Clark, Gary 80, 81, 82, 83
 Clark, Zack 78, 79, 80
 Clark, Zeb 97, 98, 99, 00
 Clarke, Chris 06, 07, 08
 Clarke, Grant 97, 98, 99, 00
 Clem, Mike 72, 73
 Clements, Daniel 15, 16
 Clevinger, Will 18
 Coates, Mark 97, 98, 99, 00
 Coates, William 91
 Cobbs, Frank 02, 03, 04, 05
 Cobbs, Mike 15, 17, 18
 Coble, Andre 11, 13, 14
 Coe, Brian 81, 82, 83, 84
 Colbert, Shelton 88, 89, 90, 91
 Coleman, Warren 75, 76, 77, 78
 Collins, George 86
 Collins, Quentin 99, 00, 01

Collins, Reggie 17
 Collins, Roger 79, 80
 Colvin, Greg 85, 86, 88
 Comey, John 97
 Compton, Jeff 01, 02
 Connaghan, Sean 01, 02, 03, 05
 Connelly, Mike 99, 00, 01, 02
 Cook, Craig 74
 Cook, Theo 98, 99
 Cooke, Jayson 02, 03
 Cooper, Jim 98, 99, 00
 Coursey, John 94, 95, 96
 Cox, Bryan 87
 Cox, Mike 97, 98, 99, 00
 Cox, Terry 81, 82
 Crabill, Larry 72
 Craver, Jon 79, 80, 81, 82
 Crowder, Jamaal 01, 02, 03, 04
 Crutchfield, Tay 14, 15
 Cuffee, Taveion 08, 09, 10, 11
 Culkin, Phil 74, 75, 76, 77
 Cullen, Dan 77, 78, 79, 80
 Cullen, Mack 17, 18
 Cunningham, Matt 11, 12, 13, 14
 Cupit, Antonio 88, 89
 Curry, Greg 72, 73
 Cuttino, Marcus 92, 93, 94

D.....D

Dale, Kelvin 88
 Daley, Terry 74, 75
 D'Alonzo, Pete 78
 Daka, John 16, 17, 18
 Dalton, Kenny 82, 83, 84, 85
 Damiano, Mike 78, 79
 Daniels, Charles 88, 89, 90, 91
 Daniels, Sam 06, 07, 08, 09
 Davis, Brad 05
 Davis, Corey 03, 04, 05, 06
 Davis, Corey (NJ) 11, 12
 Davis, Kevin 77
 Davis, Kyle 18
 Davis, Mark 77
 Davis, Rashard 13, 14, 15, 16
 Davis, Richard 76
 Davis, Tommy 02, 03
 Davis, Wayne 18
 Deal, Greg 72
 Dealy, Mike 97, 98, 99, 00
 Dean, Jonathan 95, 96, 97
 Dean, Kyndel 18
 Dean, Ryan 06, 07
 Dean, Taylor 15
 Deeds, John-Michael 04
 DeFilippo, John 96, 97, 98, 99
 Defrees, Don 72, 73
 Dehnpostel, Mark 77, 78, 79
 Delph, Roy 85, 86, 87
 DeMarco, Ralph 74, 76, 77
 Deringer, Chip 73, 74, 75, 76
 Devine, Matt 95, 96
 Dike, Ed 76, 79
 DiNucci, Ben 18
 Dixon, Ryan 11, 12, 13
 Donohue, EJ 17
 Dorsey, Juan 92, 93, 94, 95
 Dosh, Jason 07, 08
 Doss, Tim 82
 Dottin-Carter, Isaiah 03, 04, 05, 06
 Doty, Lance 87, 88
 Douglas, Eric 74
 Douglas, Murray 96, 97, 99, 00
 Downey, Daniel 72
 Drew, Willie 18
 Driskill, Scott 84, 85
 Druett, John 85, 86, 87

Dudinski, Deric 08
 Dudzik, Drew 07, 08, 09, 10
 Dudzik, Mike 80
 Duke, Tom 90, 91
 Dunn, Bob 74, 75, 76
 Dunn, Clint 91, 92, 93, 94
 Dunn, Harry 02, 03, 04, 05
 Dyer, Greg 81, 83, 84

E.....E

Eakin, Larry 72
 Eason, Vernon 06, 07
 East, Todd 78, 79, 80
 Eaton, Dale 73, 74, 75, 76
 Eckenrode, Jim 84, 85, 86, 87
 Edmonds, Ulrick 97, 98, 99, 00
 Edwards, Ben 81, 82, 83, 84
 Edwards, Jace 11
 Edwards, Nick 15, 16, 17
 Eldridge, David 17, 18
 Elhajj, Tony 79
 Ellington, Sudan 03, 04
 Ellis, Allen 73
 Emmons, Nick 11
 Englehart, Nick 02, 03, 04, 05
 Etheridge, Hunter 15, 16, 17, 18
 Etheridge, Ryan 14, 15, 17
 Evans, Anthony 83, 84
 Evans, C.J. 96, 97, 98, 99
 Evans, Sid 01, 02, 03, 04
 Ezeagwu, David 14, 15, 16, 17

F.....F

Fahed, Faris 88, 89, 90, 91
 Fall, John 88, 89, 90
 Faulkner, Michael 17, 18
 Fenner, Maurice 03, 04, 05, 06
 Feola, Brian 94, 95
 Ferguson, Ryan 97, 98, 99, 00
 Ficara, Vince 79, 80, 81, 82
 Fields, James 78
 Fields, Len 73, 74
 Fink, Brian 81, 82, 83, 84
 Fishpaw, Joe 18
 Fitzgerald, DeLane 98, 99
 Fitzgerald, Marty 86, 87
 Fitz-Maurice, Colin 08
 Flanagan, Ryan 08
 Fleener, Chad 97
 Fleenor, Josh 15
 Fleshman, Lindsay 97, 98, 99, 00
 Forbes, David 95, 96
 Ford, Adam 04, 05, 06, 07
 Ford, Ken 88
 Forman, David 99, 00, 01
 Fornadel, Liam 17, 18
 Fornadel, Mike 80, 81, 82, 83
 Fornadel, Paul 86, 87, 88, 89
 Forrest, Howard 72
 Fortenberry, Rusty 72
 Foxx, Dion 91, 92, 93
 Fralin, Bobby 81, 82, 83
 Frank, Matt 13, 14, 15, 16
 Frazier, Dave 79, 80
 Frazier, Scott 92, 93
 Freels, Jerry 74
 Frye, Walt 85, 86, 88, 89
 Fucci, Wray 12, 13, 14

G.....G

Gaines, Carlton 84, 85
 Garner, Nelson 94, 95, 96, 97
 Garrett, Earl 72
 Garritty, Tim 86, 87, 88
 Garst, Fred 75, 76, 77
 Gates, Xavier 14, 15
 Gatewood, John 75, 76

All-Time Lettermen

Gaylord, John 91, 92
George, Burke 01, 02, 03
Gill, Chris 94, 95
Gill, Tom 78, 79, 80
Gillespie, Raymond 17, 18
Gilliam, Keith 83, 84, 86
Glavin, Jake 18
Glover, Mike 97, 99, 00, 01
Glymph, Daniel 15
Glymph, Steve 82, 83
Goff, Matt 07, 08, 09, 10
Goins, Brannon 00, 01, 02
Gonzalez, Willie 95, 96
Good, Brent 73, 74, 75
Goodin, George 73
Gooding, Lamont 92, 93, 94, 95
Goodwin, Ulysses 91, 92
Gordon, Ron 11, 12, 13
Graddy, Tony 85, 86, 87
Grainer, Brian 73, 74, 75, 76
Grandison, Travis 95, 96
Granuzzo, Mike 89, 90, 91
Graves, Julius 08, 09
Gray, A.J. 15
Gray, Tyler 15, 16, 17, 18
Greaver, Rick 73
Green, Conrad 77, 78, 79
Green, Eric 84, 85, 86, 87
Green, Robert 81, 84
Green, Tom 89, 90, 91
Greene, Mike 17, 18
Greene, Raven 13, 14, 15, 16, 17
Greene, Stan 73, 74
Grevious, Arnold 83, 84, 85, 86
Grevious, Richard 88, 89, 90, 91
Gribben, Tom 82, 83
Griffin, Benny 97
Griffin, Gerren 06, 07, 08
Griffin, Kelvin 83, 84, 85, 86
Griffin, Marcus 98, 99
Grooms, Jim 72
Grooms, Robert 72
Groulx, Garrett 18
Gutter, John 87, 88, 90

H.....H

Habit, Joe 85, 86, 87
Haggard, Marshall 99
Hailey, O.C. 74, 75
Hairston, James 82, 83, 84, 85
Haley, Charles 82, 83, 84, 85
Haley, Ingram 95, 96
Halikman, Tom 86, 88, 89
Hall, Carl 86, 87, 88, 89
Hall, Chops 87, 88
Hall, Cody 00, 01, 02
Hall, J.C. 91, 92, 93, 94
Hamilton, Jawon 18
Hamilton, Tom 97, 98
Hamm, Steve 84, 85
Hampton, M.J. 17, 18
Hansrote, Terry 75, 76, 77
Hardesty, Jim 74, 75, 76, 77
Harlan, K'Shawn 96
Harold, Sage 11, 12, 13, 14
Harper, Aaron 09, 10, 12
Harris, Casime 02, 03, 04, 05
Harris, George 77, 78
Harris, Jermel 87, 88, 89, 90
Harris, John 88
Harris, Paul 93, 94, 95
Harrison, Alan 00, 01, 02, 03
Harrod, Tracy 87, 88, 89, 90
Hart, Derek 12, 13, 14, 15
Harvey, Arlandis 10, 11, 12, 13
Hast, Mike

Hast, Shane 74, 75, 76, 77
Haston, Alan 95, 96, 97, 98
Hathaway, Sonny 94, 95, 96, 97
Hawkins, Chris 05
Hawkins, Kyre 14, 15, 16, 17
Hawkins, Rod 73
Hayes, Dwayne 88, 89, 90, 91
Hayhurst, Jim 76
Haymore, Josh 01, 02, 03, 04
Haynes, Steve 86
Haywood, Marcus 05, 06, 07, 08
Helsten, Skip 80
Henry, Joe 84, 85
Henson, Shane 88, 89, 90, 91
Hereford, Brandon 14, 15, 16, 17
Herring, Chris 99, 00
Hetherington, Rich 77, 78, 79
Hicks, Reggie 06, 07, 08
Hicks, Richard 99, 00, 01, 02
Higgins, Dan 72
Higgins, Jim 78
Higgins, Mark 01, 02
Hill, Alden 14
Hill, David 07
Hill, Jeff 76, 77
Hilliard, Ron 86
Hinds, Tahir 01, 03, 04, 05
Hines, Raymond 02, 03, 04, 05
Hoepfl, Craig 73, 74
Hogan, Josh 11, 12, 13, 14
Holloman, Eugene 06, 08
Holloway, Dimitri 15, 16, 17, 18
Holmes, Drew 09, 10, 11
Holmes, Ian 07
Homa, Eric 00, 01
Hopewell, Ben 10
Houck, Keith 87, 88
Howard, Mike 93, 94, 95
Howard, Rob 86, 87, 89
Hoy, Clyde 78, 79, 80, 81
Hoyson, Ted 79, 80
Hudgins, Brad 91
Hudson, Jamir 18
Hudson, Thad 91
Huff, Eddie 75, 76
Huffer, David 76, 77, 78
Hughes, Justin 05, 06
Hughes, Robbie 78, 79, 80, 81
Hunter, Markus 08, 10
Hunter, Quintin 10, 12, 13
Hurt, Bucky 78, 79
Hutson, Dennis 77, 78
Hyman, Ishmael 14, 15, 16, 17

I.....I

Ingraldi, David 04
Inskeep, Jason 97, 98, 99, 00
Iorio, Chris 01, 02, 03, 04

J.....J

Jack, Scott 79, 80, 81, 82
Jackson, Bryan 95, 96
Jackson, Eupton 87, 88, 89, 90
Jackson, Jahee 16, 17, 18
Jackson, Jakarie 09, 10, 11, 12
Jackson, Mateo 18
Jackson, Rich 73, 74, 75, 76
Jackson, Steve 94
Jacobs, Chris 83, 85, 86, 87
Jacobs, Frank 86, 87, 88, 89
Jacques, Ascene 12, 13, 14, 15
Jakatis, Paul 93
Jansen, Michael 91, 92
Jarvis, Billy 78, 79
Jenkins, Mike A. 01, 02, 03, 04
Jeter, Kelvin 93, 94, 95, 96

Job, Victor 81, 82, 83
Johnson, Billy 91, 92, 93, 94
Johnson, Bruce 02, 03, 04, 05
Johnson, Cardon 15, 16, 17, 18
Johnson, Cole 16, 17, 18
Johnson, Keith 88
Johnson, Marcell 14, 15, 16
Johnson, Michael 18
Johnson, Shelton 05, 06, 07, 08
Johnson, Wyatt 13
Jones, D.J. 79, 80
Jones, Jay 93, 94, 95, 96
Jones, Jimmy 77
Jones, Leavander 09, 10, 11, 12
Jones, Matt 06
Jones, F. Mike 81, 82
Jones, Mike K. 83, 84, 85
Jones, Renell 93, 94, 95
Jones, Scott 10, 11, 12, 13
Jones, Stan 74, 75, 76, 78
Jordan, Akeem 03, 04, 05, 06
Jordan, Tony 93, 95, 96
Joyce, Delvin 97, 98, 99, 00
Judy, Jeff 95

K.....K

Kagel, Pat 16, 17
Kagle, Brian 89, 90, 91, 92
Kane, Gunnar 14, 15, 16
Kames, Fred 72
Keaton, Curtis 98, 99
Kelly, Aubrey 83
Kennedy, Bubba 73, 74
Kenney, Trae 06, 07, 08
Kent, Clint 02, 03, 04, 05
Kent, John 79, 80, 81, 82
Kepley, Chris 86
Keppel, Paul 72
Kern, Andrew 02, 03, 04
Kibler, Tim 72, 73, 74, 75
Kidd, Sam 18
Kiefer, Mark 88, 89
Killian, Bill 86
King, Mike 78, 79, 80
Kirk, Keith 78, 79, 80
Kirlaw, Eric 17, 18
Kirsch, Mitchell 13, 14, 15, 16
Klisanin, Bill 76
Kloosterman, Jonathan 14, 15, 16, 17
Kluesner, Joe 04, 05, 06, 07
Knox, Bucky 75, 76, 77, 78
Kobosko, Dan 85, 86, 87, 88
Kraus, Jeff 74, 75, 76, 78
Kraus, John 92, 93, 94
Kroll, Casey 14, 15
Krout, Matt 10, 11
Kubesh, John 77, 78, 79, 80
Kuethe, Jim 73

L.....L

Lambert, Jainard 13
Lancaster, Greg 85, 87, 88
Landers, Rodney 05, 06, 07, 08
Lane, Austin 11, 12, 14, 15
Lanier, Willie 87, 88, 89, 90
Latney, Jauan 11, 12, 13, 14
Lavin, Frank 79
Lawrence, Calvin 78, 80
Lawrence, Tommie 05
Layfield, Scott 93
Leake, Gary 72, 73
Lee, Brandon 11, 12, 13, 14
Lee, David 93, 94, 95, 96
Lee, Vad 14, 15
Leischner, Ryan 95
Lemn, Scott 05, 06, 07, 08

Leonard, Allen 75, 76, 77, 78
Leonard, Ricky 77, 78, 79
Leonard, Thomas 75
Lewis, Bryan 90
Lewis, Keith 73
LeZotte, Matt 01, 02, 03, 04
LeZotte, Tony 04, 05, 06, 07
Lindner, Bill 80, 81, 82, 83
Liotta, Peter 72
Little, Anthony 97, 98, 99
Little, Gus 17
Lloyd, Derrick 99, 00, 01
Loftus, Chris 00
Logan, Bob 75, 76, 77
Logan, Steve 93, 94, 95, 96
Long, Clay 79
Long, Kerby 08, 09, 10, 11
Long, Mike 91, 92, 93, 94
Longest, Bernie 76
Lopes, Anthony 91, 92
Louden, George 96
Lucas, John 92, 93
Luckie, Mike 99
Lyons, Gary 93, 94

M.....M

Maddox, Greg 96, 97, 98
Magaw, Mark 78, 79, 80
Magerko, Matt 02, 03, 04, 05
Maginley, Bryce 16, 17, 18
Maglio, Ryan 14, 15
Magruder, Eric 11, 12, 13, 14
Mahoney, B.J. 92, 93, 94, 95
Mallette, Wes 91
Mallory, Jason 02, 03
Manley, Dexter 05
Mapp, Kevin 01, 02
Mares, Matt 09
Marlowe, Dean 11, 12, 13, 14
Marshall, Marcus 17, 18
Marshall, Shaun 92, 93, 94, 95
Marshall, Warren 82, 84, 85, 86
Marston, Mike 75
Marten, Jake 13, 15
Martin, Franklin 06
Martin, Rontate 03
Martin, Todd 78, 79
Martin, Tom 77, 78
Masella, Mike 95, 96, 97, 98
Mathias, Justin 02, 03, 04
Matthews, Clayton 01, 02
May, Chuck 79, 80, 81, 82
Mazzie, Robert 88
McArdle, Frank 02, 03, 04
McBride, Jeremiah 17
McCarter, Rockeed 06, 07, 08, 09
McCarter, Rodney 01, 02, 03, 04
McClurkin, Steve 93
McCollough, Evan 05, 06, 07, 08
McCommons, Jeremy 97, 98, 99
McCormick, Wesley 17, 18
McCullough, Dean 83, 84, 85, 86
McDaniel, Anthony 11
McDougal, Antwain 03
McGeachy, Alfred 84, 85, 86
McGee, Scotty 06, 07, 08, 09
McGlooin, Tom 78, 79
McGuirk, Ted 77, 78, 79, 80
McHugh, Jim 74, 75, 76
McHugh, Jim D. 83
McIver, Anthony 88, 89, 90, 91
McKenna, Dave 81, 82, 83
McKinley, Mark 90, 91
McLeod, David 90, 91, 92, 93
McNeil, Doug 08
McPherson, Keith 07

McPherson, Victor 83, 84, 85
McSherry, Craig 03, 04, 05
Meade, Jason 95
Medley, Greg 86, 87, 88, 89
Melton, Dennard 00, 01, 02, 03
Merten, Taylor 03
Michael, Andrew 05
Michalski, Nick 15, 16
Middleton, Lamar 09, 10, 11
Mikolajczyk, Todd 87, 88
Miles, Rhadshaun 92, 93, 94, 95
Milinichik, Josh 06
Miller, Gus 83
Miller, John 14, 15, 16, 17
Miller, Rick 86, 88
Miller, Tony 86, 87
Minfield, Phil 05, 06
Minor, B.J. 00, 01
Mitch, Connor 16
Mitchell, Chet 95, 96
Mitchell, Kenny 84, 85, 86, 87
Mizelle, Leon 02, 03, 04, 05
Moats, Arthur 06, 07, 08, 09
Mohler, Neal 81, 82
Moloney, Gage 18
Monroe, Brandon 07, 08, 09
Moody, Malik 91, 92, 93
Moore, Anthony 97
Moore, Bryan 80, 81
Moore, Jake 95
Moore, KeShaun 18
Moore, Ray 77, 78
Moran, Amelio 18
Morant, Chris 98, 99, 00
Moreland, Jimmy 14, 16, 17, 18
Morgan, E.J. 18
Morris, Brad 91, 92, 93
Morrison, Randolph 82, 83, 84
Morton, Bruce 80, 81, 82
Mosby, Mike 04
Mosley, Alex 12, 13, 14
Moxley, Aaron 97, 98
Moyer, Bobby 01, 02, 03
Mulligan, Kirk 97, 98, 99
Mullins, Billy 84
Murphy, Bob 79
Murphy, Dave 86, 87
Murphy, Doug 90, 91
Murray, John 73

N.....N

Nalls, Pat 78, 79
Napolitano, Pete 73
Neil, Robert 72
Nelson, Vidal 08, 09, 10, 11
Newman, Charlie 79, 80, 81, 82
Newman, Charlie 06, 07, 08, 09
Nichols, Ricky 11
Nicholson, Robbie 75, 76
Noble, Scott 07, 09, 10
Nogle, Jim 72
Norwood, Scott 78, 79, 80, 81
Novak, J.P. 98, 99, 00, 01
Nowell, Will 05, 06, 07

O.....O

Ohnmacht, Kurt 84
O'Connor, Tom 02, 03, 04
O'Kelly, Harry 17, 18
O'Neill, Logan 98, 99
O'Neill, Sean 09, 10, 12
O'Neill, Shane 90
Oliver, Curtis 15, 16, 17, 18
Ordonez, Marcus 95, 96, 97
Orendorff, Kris 91, 92
Orwig, Pete 98, 99, 00, 01

All-Time Lettermen

Osuji, Evans 14, 15
Owen, Andrew 99, 00, 01
Ozycz, Zack 13

P.....P

Pack, Derick 99, 00, 01
Page, Todd 90, 93
Paige, Benjie 83
Paige, Jay 01, 02, 03
Paige, Vince 95
Painter, Drew 18
Paquette, Chris 98, 99, 00
Paquette, Tom 98, 99, 00
Parcell, Carl 72
Parham, Mike 05, 06
Parisi, Tom 74, 75, 76
Parker, Andre 81, 82, 83
Parkins, Chip 72, 73
Parmer, Jason 96, 97, 98, 99
Parrish, Jevontae 13
Parrott, Andre 07
Parrott, Chris 89, 90, 91, 92
Patrick, Mac 16, 17, 18
Patrick, Tabb 17, 18
Patrick, Will 03, 04, 05, 06
Patsey, Mark 88, 89, 90
Patterson, Matt 04, 05
Patton, Steve 77
Paulett, Nick 79, 81
Payne, David 73, 74, 75, 76
Payton, Earnest 97, 98, 99, 00
Peak, Aaron 14
Pearce, Doug 73
Pereira, Jeff 79, 80
Perez, Johnny 88, 89, 90
Perlik, Steve 73
Perry, Ed 93, 94, 95, 96
Petrunak, Jon 97, 98, 99, 00
Pettis, Clive 88, 89, 90, 91
Pettis, John 97, 98
Phelps, Don 90, 91, 92
Phillips, Dirk 95, 96
Phillips, Tim 74, 75
Pike, Henry 73, 74, 75
Pineda, Chris 74, 75
Plumb, Mark 72
Polglase, Zach 17
Ponds, Michael 98, 99, 00, 01
Pope, Keith 75
Pope, Mike 06, 07
Poskay, Mike 94
Posniewski, Bob 78, 79, 80
Powell, Rahmad 06, 07
Price, Tony 97
Pritchard, Jason 05, 06, 07, 08
Proctor, Steve 72

Q.....Q

Quattlebaum, David 92, 93, 94, 95
Quillen, Jovonn 00

R.....R

Rabil, David 03, 04, 05, 06
Radoski, Derek 91, 92, 93
Ragin, Mike 88, 89
Ragle, Tim 05
Rampacek, Emil 72
Ramsey, Chris 73
Ramsey, Darrius 05, 06, 07, 08
Randolph, Brandon 07, 08, 09
Rascati, Justin 04, 05, 06
Ratke, Ethan 17, 18
Ravenel, Devin 18
Ravenel, Brandon 13, 14, 15, 16
Rawlins, Jonas 06, 07
Reed, Mike 84

Rees, Brian 87, 88, 89, 90
Reinhardt, Kevin 97, 98, 99
Reynolds, Lee 09, 10, 11
Reynolds, Quintin 16
Reynolds, Taylor 13, 14, 15, 16
Reynolds, Wade 10
Ricciardi, Matt 93, 94, 95
Richards, Dominick 12, 13, 14, 15
Rice, Rick 82, 84, 85
Rider, Mark 77
Ridley, Tom 03, 04
Rigney, Kyle 13, 14, 15, 16
Rinker, Ken 74
Rizzo, Steve 88
Roach, Josh 09, 10
Roadcap, Jerry 81, 82, 83
Roberson, James 96, 97
Roberts, Damon 94, 95, 96
Robertson, Carter 94, 95, 96, 97
Robertson, Dan 83, 84, 85
Robertson, Stephon 10, 11, 12, 13
Robinette, Kirk 16
Robinson, Butch 77, 78, 79, 80
Robinson, Chris 82, 83, 84
Robinson, Dwight 91, 92, 93, 94
Robinson, Rashad 15, 16, 17
Robinson, Renard 10, 11, 12
Robinson, Simeyon 14, 15, 16, 17
Robinson, Tom 74
Robinson, Wayne 83
Rocco, Joe 76
Roddy, Jon 82, 85
Rodgers, Dorrus 16
Rogers, Larry 77
Rogozinski, Aaron 98, 99
Roman, Bill 08
Roney, Jerry 88
Rose, Anthony 12, 13
Rose, Jon 08, 09, 10, 11
Rose, Peter 10, 11, 12, 13
Ross, P.J. 96, 97, 98
Rosser, Nick 00
Roy, Corey 90, 91, 93
Royce, Kevin 78
Rudd, Rowdy 06, 07
Ruffin, Justin 99, 00, 01, 02
Ryan, Mike 78

S.....S

Salisbury, Mark 86, 87
Sanders, Jamaris 06, 07, 08, 09
Savarese, Dario 82, 83, 84, 85
Scaife, James 83
Schellhammer, Chris 87, 88, 89, 90
Schiele, Daniel 13, 14, 15, 16
Schor, Bryan 14, 15, 16, 17
Scott, A.J. 11, 12, 13
Scott, Dae'Quan 10, 11, 12, 13
Searing, John 91
Sears, Don 74, 75
Seaton, Kavon 10
Secrist, Brent 92, 93, 94, 95
Sensabaugh, Dave 74
Setser, Mike 81, 82, 83, 84
Shambley, Demetrius 02, 03, 04, 05
Sharp, Jon 09, 10, 11
Sharp, Trai 15, 16, 17, 18
Sharpe, Khary 04
Sheehan, Billy 85
Shelton, Jeremy 97, 98
Sherman, Julius 84, 86, 87
Sherman, Theo 07, 08, 09, 10
Sherwood, Jack 80, 81, 82
Shockley, David 78, 81
Showalter, David 74
Showker, Joe 76, 77, 78

Shropshire, Dee 96, 97, 98, 99
Siegel, Brett 14, 15, 16, 17
Siegfried, Joe 92
Simmons, Dejour 11, 12, 13, 14
Sims, Josh 18
Sims, Kenny 89, 90, 91, 92
Sinnott, Ray 72
Skahn, David 09, 10, 11, 12
Skelly, John 79, 80, 81
Skolnitsky, J.D. 06, 07, 08
Slayton, Bernard 73, 74, 75, 76
Smallwood, Steve 15
Smart, John 72
Smart, Robert 90, 92, 93
Smith, Adam 16, 17, 18
Smith, Andy 08
Smith, Antron 98
Smith, Brad W. 84
Smith, Brian 93, 94
Smith, Bryan 04
Smith, DeAndre' 11, 12, 13, 14
Smith, Donny 08, 09
Smith, Gerald 93, 94, 95, 96
Smith, Greg 81, 82, 83, 84
Smith, Larry 75, 76, 77, 78
Smith, Matt 92, 93
Smith, P. Brad 80, 81
Smith, Pete 81, 82, 83
Smith, Ryan 10, 11, 12
Smith, Sonny 86, 87, 88, 89
Smith, Tim 00, 01, 02, 03
Smith, Tom 83
Snow, Tyler 10, 11, 12, 13
Southern, Jerame 00, 02, 03
Spaid, John 74
Spangler, Derek 90, 91, 92
Sparksman, Joe 90, 91, 93
Sprouse, Mike 95
Sroba, Jack 18
Stallings, Rhakeem 13, 14
Stannard, Dave 07, 08
Stanton, Jordan 10, 11, 12, 13
Stapleton, Dylan 18
Stapleton, Riley 16, 17, 18
Starke, Cameron 10, 11, 12, 13
Steele, Gage 13, 14, 15, 16
Steeper, Danny 95, 96, 97
Stein, John 93, 94, 95, 96
Steinfeld, Leon 01, 02, 04
Stephenson, Stewart 73
Stewart, Bernard 79, 80
Stewart, Blaine 14, 15
Stinnett, Mickey 82, 83, 84
Stinnie, Aaron 14, 15, 16, 17
Stith, Ron 73, 74, 75, 76
Stockett, Rodney 84, 85, 86, 87
Stone, Martez 16
Stovall, Rashaun 96, 97
Straub, Mike 96
Suleiman, Samir 95, 96
Sullenberger, Mike 81, 82, 83, 84
Sullivan, Chris 89, 90, 91, 92
Sullivan, Jamal 07, 08, 09, 10
Summers, Brendan 03
Suppon, Chuck 03, 04, 05, 06
Sweeney, By 78

T.....T

Tapley, Sean 14
Taylor, Chuck 82, 83, 84
Taylor, Domo 15, 16
Taylor, Reggie 99, 00, 01, 02
Taylor, Leon 87, 88, 89, 90
Terrell, Matt 18
Thomas, Emmitt 86
Thomas, Quintrel 07, 08

Thomas, R.T. 77
Thomas, Tony 81, 82, 83, 84
Thompson, Cortez 01, 02, 03, 04
Thompson, Darryl 86, 87, 88, 89
Thompson, Jason 99, 00, 01
Thornley, B.J. 97
Thornton, Keith 87, 88, 89, 90
Thorpe, Justin 09, 11, 12
Thurman, Chris 90, 91, 92
Thurman, Mike 78, 80, 81, 82
Thurston, Tony 18
Tierney, Terry 82, 83
Till, Titus 12, 13, 14
Tillman, Torrey 95, 96, 97
Timming, J.T. 17, 18
Todd, Scott 88, 89, 90
Togia, Bingham 10, 11, 12, 13
Tolley, Nic. 02, 03, 04
Tomlin, Gary 83, 84, 85
Toole, Aubrey 95
Townes, D'Artagnan 93, 94, 95, 96
Townsend, Trey 01, 02, 03, 04
Tucker-Dorsey, Diamonte 18
Tuell, John 75, 76, 77
Turner, Doug 74
Turner, Marcus 07, 08, 09, 10
Turner, Robert 80, 81, 82, 83
Tutt, Charles 15, 16, 18
Tyson, Joe 02

U.....U

Ukwu, Isaac 18
Uliana, Matt 88, 89
Urblewicz, Mark 87, 88, 89, 90
Urquhart, Cornell 14, 15, 16, 17

V.....V

Vaccarino, Brian 03, 04, 05
VanAken, Mike 00, 02, 03
Vega, Gustavo 01
Veney, Jamie 08, 09, 11, 12
Visich, Jim 79, 80, 81, 82
Vissman, Shannon 88, 89, 90, 91
VonAlmen, Karl 09
Von Schuch, Matt 97, 98

W.....W

Wagoner, Dick 77, 78
Wakely, John 96, 97, 98, 99
Walker, Arthur 07, 08
Walker, Frankie 79, 80
Walker, Robbie 16
Walker, Sean 12, 13
Waller, Quincy 94, 95
Wallin, Jeff 81, 82
Walters, David 87
Walters, Lee 76, 77, 78, 79
Walton, Kwynn 01, 02, 03, 04
Wanderer, Mike 01
Wantuck, Paul 04, 05
Ward, Bob 73, 74, 75, 76
Ward, Dan 72, 73, 74
Ward, Patrick 05, 06, 07, 08
Washington, Garrett 88, 89, 90, 91
Washington, Tyrone 91, 92, 93, 94
Waters, Roger 86, 88, 89, 90
Watford, Earl 09, 10, 11, 12
Watkins, Chris 98
Watts, Leon 83, 84, 85, 86
Weatherspoon, James 87, 88, 89, 90
Weaver, Fred 72
Weis, Trey 91, 92, 93
Welch, Quan 15
Wellons, Justin 13, 14, 15, 16
Wells, Josh 10, 11, 12, 13
West, Charles 75

West, Doug 84, 85
Westbrook, Grant 15, 16, 17, 18
White, Dominique 06, 07, 08, 09
White, Kevin 88, 89, 90
Wielki, Joe 80, 81, 83
Wilfong, Malcolm 72
Wilkerson, Mike 01, 02, 03, 04
Wilkins, James 99
Wilkinson, Neal 85, 86, 87
Willard, Hal 74
Williams, Aaron 99
Williams, Albert 84, 85, 86, 87
Williams, Albert (Va.) 13
Williams, Bosco 06, 07, 08, 09
Williams, Bryan 72
Williams, Chase 09, 10, 11, 12
Williams, Eriq 89, 90, 91, 92
Williams, Jon 08, 09, 10
Williams, Julius 92, 93, 94, 96
Williams, Kwe'shon 13
Williams, Leroy 79, 80
Williams, Matt 11, 12, 13, 14
Williams, Pat 08, 09, 10, 11
Williams, Richard 09, 10
Williams, Vernon 84
Willmann, Steve 74
Wilson, Jeremiah 12, 13, 14
Wilson, Trey 17
Wilson, Truvel 18
Wiltshire, Kelly 93, 94, 95
Wimbush, Cliff 96, 97, 98, 99
Windham, Dewey 74, 75
Winston, Kevin 03, 04, 05, 06
Wise, Camden 18
Wise, Paul 99, 00
Wisniewski, Brian 80, 81, 83
Wohn, Nick 99
Wolcott, Matt 16
Wood, Lincoln 82, 83, 85
Woods, Taylor 14, 15, 16, 17
Woodson, Greg 08
Woodson, James 76
Woodson, Shawn 84, 86, 87, 88
Woodyard, Marquis 11, 12, 13, 14
Woolever, Mike 92, 93, 94, 95
Word, Landan 17, 18
Wright, Chris 96, 98
Wright, Dixon 08, 09, 10
Wright, Isaiah 11, 12
Wyatt, Steve 02, 04

X.....X

Xu, Richard 15, 16

Y.....Y

Yakopec, Steve 09
Yancey, Griff 07, 08, 09, 10
Yaralian, Blake 99, 00, 01
Yost, Jeff 79, 80
Young, Brian 74, 75
Young, Cary 77
Young, Floyd 76, 77

Z.....Z

Ziolkowski, Ron 80, 81, 82, 83

Bridgeforth Stadium/Zane Showker Field



Bridgeforth Stadium Facts & Figures

- Full Name: Bridgeforth Stadium/Zane Showker Field
- Capacity: 24,877
- Surface: FieldTurf
- Attendance Record: 26,069 (Oct. 24, 2015 vs. Richmond)
- First Game: Oct. 12, 1974 (JMU 41, Bridgewater 13)

Bridgeforth Stadium/Zane Showker Field was built in 1975, enlarged in 1981, and in 2011, completed a major \$62 million renovation that increased the capacity to 24,877, added multiple amenities and made it one of the premier facilities in the Football Championship Subdivision.

The stadium was named for William E. Bridgeforth, a long-time supporter and board of visitor member whose family remains very active with JMU.

The playing surface was named for Harrisonburg-area businessman Zane Showker, a long-time supporter and university board of director and for whom the JMU business school facility is named.

Top-10 Attendance Numbers

1.	26,069	Richmond 59, JMU 49	Oct. 24, 2015
2.	25,993	JMU 30, Villanova 8	Oct. 14, 2017
3.	25,742	JMU 31, Richmond 7	Oct. 1, 2011
4.	25,484	Elon 27, JMU 24	Oct. 6, 2018
5.	25,330	JMU 28, Maine 10	Sept. 23, 2017
6.	25,298	JMU 21, New Hampshire 0	Oct. 28, 2017
7.	25,244	JMU 13, Stony Brook 10	Oct. 27, 2018
8.	25,236	JMU 43, Delaware 20	Oct. 1, 2016
9.	25,201	JMU 40, Albany 13	Oct. 5, 2013
10.	25,130	JMU 51, William & Mary 0	Sept. 22, 2018

