

2018 JMU FOOTBALL



# SEASON PROSPECTUS





# BRIDGEFORTH STADIUM / ZANE SHOWKER FIELD



## Bridgeforth Stadium Facts & Figures

- Full Name: Bridgeforth Stadium/Zane Showker Field
- Capacity: 24,877
- Surface: FieldTurf
- Attendance Record: 26,069 (Oct. 24, 2015 vs. Richmond)
- First Game: Oct. 12, 1974 (JMU 41, Bridgewater 13)

Bridgeforth Stadium/Zane Showker Field was built in 1975, enlarged in 1981, and in 2011, completed a major \$62 million renovation that increased the capacity to 24,877, added multiple amenities and made it one of the premier facilities in the Football Championship Subdivision.

The stadium was named for William E. Bridgeforth, a long-time supporter and board of visitor member whose family remains very active with JMU.

The playing surface was named for Harrisonburg-area businessman Zane Showker, a long-time supporter and university board of director and for whom the JMU business school facility is named.



## Top-10 Attendance Numbers

1.	26,069	Richmond 59, JMU 49	Oct. 24, 2015
2.	25,993	JMU 30, Villanova 8	Oct. 14, 2017
3.	25,742	JMU 31, Richmond 7	Oct. 1, 2011
4.	25,330	JMU 28, Maine 10	Sept. 23, 2017
5.	25,298	JMU 21, New Hampshire 0	Oct. 28, 2017
6.	25,236	JMU 43, Delaware 20	Oct. 1, 2016
7.	25,201	JMU 40, Albany 13	Oct. 5, 2013
8.	25,102	JMU 14, Central Conn. St. 9	Sept. 10, 2011
9.	25,096	JMU 31, Rhode Island 3	Nov. 12, 2011
10.	25,077	JMU 13, Towson 10	Oct. 6, 2012







## Table of Contents

### Introduction

Quick Facts/JMU Radio.....	2
JMU Communications .....	3
Media Guidelines .....	4
2018 Schedule.....	5
2018 JMU Opponents.....	6-7
2018 Roster.....	8-9

### Meet the Football Staff

Head Coach Mike Houston.....	10-11
Assistant Coaches .....	12
Support Staff.....	13

### Meet the Players

Players (listed numerically) .....	15-37
------------------------------------	-------

### All-Time Series History

Teams Listed Alphabetically .....	38-45
-----------------------------------	-------

### CAA Football/Opponents

CAA Football.....	46
2017 Standings/Honors .....	47
2017 CAA Composite Schedule .....	48

### 2017 Season in Review

Results, Stats and Rankings .....	49
Season Stats .....	50-53
2017 Game Summaries.....	54-68
2017 Awards Snapshot .....	69

### History

ESPN College Gameday .....	70
Professional Football Dukes .....	71
Charles Haley - Hall of Fame .....	72-73
2004 National Title.....	74
2016 National Title.....	75
Postseason History .....	76
Key Dates in JMU History.....	77
2017 JMU All-Americans.....	78
All-Time Awards .....	79-83
All-Time Results .....	84-86
Year-by-Year Record .....	87
Single-Game Records .....	88-89
Individual Top-10 Lists.....	90-94
Team Single-Game Top-5 Lists ...	95-96
Longest Plays.....	97
Bridgeforth Stadium Records .....	98
All-Time Lettermen .....	99-101

James Madison University's 2018 Football Media Guide was designed and produced by the JMU's Athletics Communications office.

The publication's copy was edited by Chris Brooks, Catie Prince and Caroline Sobek. Design was completed by Chris Brooks and photography by Cathy Kushner.





# 2018 JMU Football

## James Madison Quick Facts

Location	Harrisonburg, Virginia
Founded	1908
Enrollment	22,667
Nickname	Dukes
Colors	Purple (PMS 2685) and Gold (PMS 4515)
Conference	Colonial Athletic Association
President	Jonathan Alger
Senior Vice President for Administration and Finance	Charlie King

## Athletics Department

Director of Athletics	Jeff Bourne
Deputy Director of Athletics	Geoff Polglase
Associate A.D. for Compliance/SWA	Jennifer Phillips
Associate A.D. for Sports Programs	Kevin White
Associate A.D. for Integrated Health and Sports Performance	Tom Kuster
Senior Associate A.D. for Development	Justin Jannuzzi
Assistant A.D. for Business and Finance	Jeff Souder
Assistant A.D. for Communications	Kevin Warner
Assistant A.D. for Compliance	Stephen LaPorta
Assistant A.D. for Facilities & Events	Ty Phillips
Assistant A.D. for Development	Mike Fisher
Assistant A.D. for Ticketing & Customer Relations	Michael Carpenter
Assistant A.D. for Student-Athlete Leadership	Meredith Crawford
Director of Equipment Services	Chris Ouren
Director of Sport Psychology	Dr. Robert Harmison
Director of Strength & Conditioning	John Williams
Director of Marketing	Taylor Dewey
Director of Athletics Ticketing	Justin Zenz
General Manager of JMU Sports Properties	Mike Chatburn
Assistant to the A.D.	Denise Lough
Administration Executive Assistant	LeAnne Cain
Faculty Athletics Representative	Roger Soenksen

## Football Information

Head Coach	Mike Houston
Alma Mater, Year	Mars Hill, 1994
Season at JMU	Third Season
Record at James Madison/CAA Record	28-2/16-0
Career Record (Seasons)	71-21 (Six)
Office Phone Number	540-568-6517
Assistant Coaches	Donnie Kirkpatrick, Bob Trott, Roy Tesh, Fontel Mines, Jeff Hanson Steve Shankweiler, Warren Belin, De'Rail Sims, Drew Dudzik, Corico Wright

Director of Football Administration	Dale Steele
Director of Football Strength & Conditioning	John Williams
Assistant Director of Strength & Conditioning	Michael Morris
Football Equipment Manager	Scott Smith
Assistant Football Equipment Managers	Mark Cluck, Alex Lockemeyer
Associate Athletic Trainer	Bryan Schneider
Assistant Athletic Trainer	Alex Medina
Assistant Athletic Trainer	XXXXXX
Assistant to the Head Coach	Andrew Stafford
Associate Director of Athletics Communications	Chris Brooks
Assistant Director of Athletics Communications	Caroline Sobek
Academic Advisor	Ashley Parsons
Academic Advisor	Denesha Morris
Academic Advisor	Laura Nichols
Football Office Administrative Assistant	Patty Dorfer

2017 Record/CAA (Finish)	14-1/8-0 (1st out of 12)
Offensive Formation	Spread
Defensive Formation	4-3 and 4-2-5
Home Field (Capacity)	Bridgeforth Stadium/Zane Showker Field (24,877)
Surface	FieldTurf
Overall Record/Division I Record (First Year of Play Overall)	308-211-4/269-187-2 (1972)
NCAA Championship Appearances	14 ('87, '91, '94, '95, '99, '04, '06, '07, '08, '11, '14, '15, '16, '17)
FCS National Championships	2 (2004, 2016)
Last Postseason Game:	vs. North Dakota State (L, 13-17 - 1/6/18)
Postseason Record:	16-12

## Football Communications

Associate Director / Football Contact	Chris Brooks
Office / Cell Phone	540-568-3702 / 540-271-2677
E-mail	brookscp@jmu.edu
Assistant Director / Secondary Contact	Caroline Sobek
E-mail	sobekcr@jmu.edu
Mailing Address	Athletics Communications MSC 0404, 380 University Boulevard, Harrisonburg, VA 22807
Website	www.JMUSports.com
Facebook / Twitter / Hashtag	JMU Football / @JMUFootball / #GoDukes

## The JMU Sprint Broadcast Network

JMU's entire 2018 football schedule is broadcast on the JMU Sprint Broadcast Network. JMU Athletics, Learfield Sports and Harrisonburg Radio Group have teamed up to manage each live broadcast.



Harrisonburg Radio Group is a partner after acquiring 92.1 FM and 550 AM WSAV in Harrisonburg on August 1, 2015. WSAV continues its long-running service as the flagship station. Fans are able to enjoy a more crisp sound quality with the FM signal, which began transmitting in January 2015. For the past two seasons, the pregame show for football has been expanded to 60 minutes and provides even more comprehensive coverage to prepare JMU fans for the day's game.

Dave Thomas is in his fourth season as the radio play-by-play voice of the Dukes, while Clint Estes provides color commentary both at home and on the road.



Thomas began his broadcasting career as a senior at McDowell High School (N.C.) and has been in the industry for 29 years. He moved to Harrisonburg in 2014 and filled in on several JMU broadcasts that year before moving to the primary role in 2015. Prior to his move to the Valley, Thomas was the play-by-play announcer for Lenoir-Rhyne in Hickory, N.C., covering football, men's basketball and women's basketball. Thomas and JMU Head Football Coach Mike Houston were at Lenoir-Rhyne during the same time. He also provided the play-by-play talent for two seasons of cable television coverage of Western Carolina and served as the backup for an NBA D-League team in Asheville, N.C.

A Marion, N.C., native, Thomas is a 1992 graduate of Isothermal Community College with a concentration in radio broadcasting. He is the brand manager for Harrisonburg Radio Group's Q-101, MORE 96.1 and REWIND 105.1, all FM music stations. He is also host of The Daily Sports Feed, a locally-focused sports talk show, which airs Monday through Friday on ESPN Radio.

Estes is in his ninth season on the network and has 30-plus years of radio sports broadcasting experience from the central Virginia area, working for WJMA in Orange, and WINA and ESPN 840 in Charlottesville.

Estes, a Charlottesville, Va., native and graduate of Emory & Henry College and the University of Virginia, has hosted numerous sports talk shows in addition to broadcasting games. He is in his 40th year of working with Virginia public schools.

WSVA's signal on 550 AM and 92.1 FM translator broadcasts to listeners in the Shenandoah Valley and surrounding areas. The broadcasts are simulcast on MadiZONE HD SportsNet presented by the JMU Alumni Association.

The Sprint Broadcast Network also produces JMU men's and women's basketball games.

## MadiZONE HD SportsNet

Each JMU home football game during the regular season is broadcast live on MadiZONE HD SportsNet, presented by the JMU Alumni Association.



Curt Dudley, JMU's director of broadcast services, is the play-by-play voice for all MadiZONE broadcasts. He has broadcast at various times since joining the JMU staff in 1988, and has been a regular since the 2000 football season.

Dudley, a Norfolk, Va., native, is a 1983 Bridgewater College graduate and serves as the lead play-by-play man for all of JMU's 18 varsity sports.



# 2018 JMU Football

## JMU Athletics Communications



**Kevin Warner**



**Curt Dudley**



**Chris Brooks**



**Caroline Sobek**



**Clayton Metz**



**Jason Krech**



**Melissa Wyant**



**Catie Prince**



**Cathy Kushner**



**Sammi Seaton**

Assistant A.D. for Communications  
Director of Broadcast Services  
Associate Director/Primary Football Contact  
Assistant Director/Secondary Football Contact  
Director of Video Content  
Director  
Assistant Director of Digital & Social Media  
Assistant Director  
Photography Supervisor  
Assistant  
Office Phone  
Office E-mail  
Mailing Address

Website  
Facebook / Twitter / Hashtag

Kevin Warner (warnerka@jmu.edu)  
Curt Dudley (dudleycm@jmu.edu)  
Chris Brooks (brookscp@jmu.edu)  
Caroline Sobek (sobekcr@jmu.edu)  
Clayton Metz (metzct@jmu.edu)  
Jason Krech (krechjb@jmu.edu)  
Melissa Wyant (wyantmj@jmu.edu)  
Catie Prince (princ2cd@jmu.edu)  
Cathy Kushner (kushnecs@jmu.edu)  
Sammi Seaton (seatonsl@jmu.edu)  
540-568-3702  
sports-info@jmu.edu

Athletics Communications  
MSC 0404, 380 University Boulevard, Harrisonburg, VA 22807  
www.JMUSports.com  
JMUSports / @JMUSports / #GoDukes





# **2018 Football Media Guidelines**

The 2018 James Madison University football prospectus is designed to assist media with its coverage of JMU football. Additional information, statistics and photographs may be acquired by contacting Chris Brooks in the JMU Athletics Communications Office at brookscp@jmu.edu or at (540) 568-3702. For score updates on game days, call the press box phone at (540) 568-6521.

## **Press Credentials**

Requests for working press space must be made in writing to the James Madison Athletics Communications Office by Wednesday at noon prior to the date of the home contest. The request should be made in writing via e-mail by the sports director of the newspaper, magazine, radio or television outlet wishing to send reporter(s) and/or photographer(s) to the game. Confirmation of the request will be made by James Madison Athletics Communications personnel. Press credentials WILL NOT be issued to spouses, friends or children, in accordance with the working code of the College Sports Information Directors of America and the Football Writers Association of America. The press box is a working area, and cheering will be grounds for removal.

## **Photographers**

Photographers are issued similar credentials to press box media, though any media representatives working at field level must check in at the press box for a vest allowing access. Due to HIPAA regulations, we ask all photographers, both television and print, not to photograph any injury evaluations done in the bench/sidelines area. Additionally, per the credential policy, there is no selling of game photos taken by media members without the express written agreement from James Madison University.

## **Parking**

Media parking is located in the Champions Drive Parking Deck and R1 Lot near the old baseball stadium. Season media members will be issued season parking passes. Single-game parking passes should be requested with media passes and will need to be requested at least a week in advance to allow arrival prior to the game. If a single-game press pass is left at the Will Call window, parking arrangements are the responsibility of the media member. There is no "Will Call" list for parking or credentials requested less than a week in advance, as media parking is limited.

## **Entering Bridgeforth Stadium**

Press credentials can be picked up in the James Madison Athletics Communications Office on or after Wednesday during the week of a home contest. If credentials are approved they will only be mailed if the request is granted at least two weeks prior to the game. Any credentials not picked up will be left at the Will Call window at the south end of the stadium near Gate A.

## **Field Access**

Field access for media is limited at JMU. For video, photo and radio media (no writers allowed on sidelines), you are required to show your media credential and sign in at the desk in the press box to obtain a media vest. That provides sideline access and access to the closer white dotted lines running from the 25-yard lines to the end zones. Vested media are allowed to move behind the dotted line behind the benches, but no images are allowed from those positions and no filming nor photography of injury evaluations are allowed in compliance with HIPAA. We ask that you return the vest to the same desk after the game.

## **Visting Radio**

Visiting radio stations have a separate booth on the top floor in the press box at Bridgeforth Stadium. Visitors receive one reciprocal phone line for their game broadcasts. Should more lines or ISDN be needed, please contact Chris Brooks for arrangements at least three weeks prior to the game.

## **Telephone/Internet Access**

If media are in need of a phone line for the game or season, please inform Chris Brooks at time of credential request of those needs. For those media that can file over the World Wide Web with laptop computers that can automatically select an IP address, there are hardwire Internet connections as well as wireless access available in the press box. For Comrex units, please provide your MAC address at least two weeks in advance to clear the MAC through JMU's firewall.

## **Media Information**

The James Madison Athletics Communications staff will provide game notes and updated cumulative statistics for both teams to credentialed media prior to all games via JMU's DropBox. Game notes are no longer printed on game days, however flip cards will still be provided. Statistical summaries and play-by-play sheets will be distributed throughout the game and will be available at the conclusion of the contest. Media members will be provided with a pre-game meal at least one hour prior to the game, while water and soft drinks will be available throughout the game.

## **Game Day Interview Policy**

James Madison's post-game interviews will be conducted in the press box at Bridgeforth Stadium and streamed on Facebook Live. Following the 10-minute NCAA-mandated cooling off period, the visiting head coach and requested/approved players will be brought to the press box for the press conference. After that, the requested/approved JMU players will be brought to the press box for the press conference, followed by Head Coach Mike Houston. No individual postgame interviews, outside of live TV broadcasts previously agreed upon, will be permitted with any JMU personnel. In addition, the JMU locker room is closed to the media.

## **Non-Game Day Interview Policy**

Head Coach Mike Houston will be available to the media by phone during the CAA Teleconference on Mondays at 10:30 a.m. Other phone requests for radio and TV purposes will be handled on an individual basis. Coach Houston will be available on Tuesdays at noon for the weekly Fan/Press Luncheon at O'Neill's Grill, located on University Blvd. An archive of the video will be posted on JMU Sports.com later in the day.

Individual approved players and coaches are available for interviews on select days following practice. All player and coach interviews must be cleared with Chris Brooks by 10 a.m. on Mondays. This policy allows us to arrange interviews that do not conflict with any post-practice schedules (i.e. class, meetings), which have top priority. If unavailable for interview, the press will be notified ahead of time. There will be no freshmen available for any interviews until otherwise notified.

One note to the media: Personal phone numbers for players and coaches WILL NOT be given out by the James Madison Athletics Communications Office. During preseason camp and the regular season, media members will be e-mailed a schedule for the week of approved days for interviews.



# 2018 JMU Schedule



**SEPTEMBER 1**  
Noon  
Raleigh, N.C.  
Carter-Finley Stadium



**SEPTEMBER 8**  
6 p.m.  
Norfolk, Va.  
Price Stadium



**SEPTEMBER 15**  
6 p.m.  
Harrisonburg, Va.  
Bridgeforth Stadium



**SEPTEMBER 22**  
3:30 p.m.  
Harrisonburg, Va.  
Bridgeforth Stadium



**SEPTEMBER 29**  
3 p.m.  
Richmond, Va.  
Richmond Stadium



**OCTOBER 6**  
1:30 p.m.  
Harrisonburg, Va.  
Bridgeforth Stadium



**OCTOBER 13**  
1 p.m.  
Villanova, Pa.  
Villanova Stadium



**OCTOBER 27**  
3:30 p.m.  
Harrisonburg, Va.  
Bridgeforth Stadium



**NOVEMBER 3**  
1 p.m.  
Durham, N.H.  
Wildcat Stadium



**NOVEMBER 10**  
2 p.m.  
Harrisonburg, Va.  
Bridgeforth Stadium



**NOVEMBER 17**  
2 p.m.  
Towson, Md.  
Unitas Stadium

Date	Opponent	Location	Time	TV
Sept. 1	at NC State	Raleigh, N.C.	Noon	ESPNU
Sept. 8	at Norfolk State	Norfolk, Va.	6 p.m.	
<b>Sept. 15</b>	<b>ROBERT MORRIS</b>	<b>Bridgeforth Stadium</b>	<b>6 p.m.</b>	
<b>Sept. 22</b>	<b>WILLIAM &amp; MARY *</b>	<b>Bridgeforth Stadium</b>	<b>3:30 p.m.</b>	
Sept. 29	at Richmond *	Richmond, Va.	3 p.m.	
<b>Oct. 6</b>	<b>ELON *</b>	<b>Bridgeforth Stadium</b>	<b>1:30 p.m.</b>	
Oct. 13	at Villanova *	Villanova, Pa.	1 p.m.	
<b>Oct. 27</b>	<b>STONY BROOK *</b>	<b>Bridgeforth Stadium</b>	<b>3:30 p.m.</b>	
Nov. 3	at New Hampshire *	Durham, N.H.	1 p.m.	
<b>Nov. 10</b>	<b>RHODE ISLAND *</b>	<b>Bridgeforth Stadium</b>	<b>2 p.m.</b>	
Nov. 17	at Towson *	Towson, Md.	2 p.m.	
Nov. 24	FCS First Round	Campus Sites		
Dec. 1	FCS Second Round	Campus Sites		
Dec. 7/8	FCS Quarterfinals	Campus Sites		
Dec. 14/15	FCS Semifinals	Campus Sites		
Jan. 5	NCAA Championship Game	Frisco, Texas	11 a.m. CT	ESPN2

\* Colonial Athletic Association Game  
All home games in **BOLD CAPS**



# 2018 JMU Opponents

## NC STATE



RALEIGH, N.C.  
September 1

### Coaching Staff

**Head Coach:** Dave Doeren  
**Season at NCSU:** Sixth  
**Record at NCSU:** 34-30  
**Career Record:** 57-34

### Team Information:

**2017 Record:** 9-4  
**ACC Record (Finish):** 6-2 (2nd Atlantic)  
**Postseason:** Hyundai Sun Bowl

### General Info:

**Location:** Raleigh, N.C.  
**Founded:** 1887  
**Enrollment:** 33,755  
**Nickname:** Wolfpack  
**School Colors:** Red and White  
**Stadium:** Carter-Finley Stadium (57,583)  
**Conference:** Atlantic Coast Conference  
**Chancellor:** Dr. Randy Woodson  
**Athletic Director:** Deborah Yow

### 2018 Schedule:

JAMES MADISON . . . . . 9/1  
GEORGIA STATE . . . . . 9/8  
WEST VIRGINIA . . . . . 9/15  
at Marshall . . . . . 9/22  
VIRGINIA \* . . . . . 9/29  
BOSTON COLLEGE \* . . . . . 10/6  
at Clemson \* . . . . . 10/20  
at Syracuse \* . . . . . 10/27  
FLORIDA STATE \* . . . . . 11/3  
WAKE FOREST \* . . . . . 11/8  
at Louisville \* . . . . . 11/17  
at North Carolina \* . . . . . 11/24

## NORFOLK STATE



NORFOLK, VA.  
September 8

### Coaching Staff

**Head Coach:** Latrell Scott  
**Season at NSU:** Fourth  
**Record at NSU:** 12-21  
**Career Record:** 37-30

### Team Information:

**2017 Record:** 4-7  
**MEAC Record (Finish):** 4-4 (6th)  
**Postseason:** None

### General Info:

**Location:** Norfolk, Va.  
**Founded:** 1935  
**Enrollment:** 7,035  
**Nickname:** Spartans  
**School Colors:** Green and Gold  
**Stadium:** Price Stadium (30,000)  
**Conference:** MEAC  
**President:** Dr. Leroy Hamilton Jr.  
**Athletic Director:** Marty L. Miller

### 2018 Schedule:

VIRGINIA STATE . . . . . 9/1  
JAMES MADISON . . . . . 9/8  
at Liberty . . . . . 9/15  
at South Carolina State . . . . . 9/22  
DELAWARE STATE \* . . . . . 9/29  
at Florida A&M \* . . . . . 10/6  
NC CENTRAL \* . . . . . 10/20  
at Savannah State \* . . . . . 10/27  
at North Carolina A&T \* . . . . . 11/3  
HOWARD \* . . . . . 11/10  
MORGAN STATE \* . . . . . 11/17

## ROBERT MORRIS



BRIDGEFORTH STADIUM  
September 15

### Coaching Staff

**Head Coach:** Bernard Clark Jr.  
**Season at RMU:** First  
**Record at RMU:** 0-0  
**Career Record:** 0-0

### Team Information:

**2017 Record:** 2-9  
**NEC Record (Finish):** 0-6 (7th)  
**Postseason:** None

### General Info:

**Location:** Moon Township, Pa.  
**Founded:** 1921  
**Enrollment:** 5,181  
**Nickname:** Coloniala  
**School Colors:** Blue, White and Red  
**Stadium:** Joe Walton Stadium (3,000)  
**Conference:** NEC  
**President:** Christopher B. Howard  
**Athletic Director:** Craig Coleman, M.D.

### 2018 Schedule:

at Dayton . . . . . 9/1  
VIRGINIA STATE . . . . . 9/8  
at James Madison . . . . . 9/15  
at Bryant \* . . . . . 9/22  
CENTRAL CONNECTICUT \* . . . . . 10/6  
at Duquesne \* . . . . . 10/13  
CENTRAL STATE . . . . . 10/20  
SAINT FRANCIS (PA.) \* . . . . . 10/27  
at Sacred Heart \* . . . . . 11/3  
at Eastern Kentucky . . . . . 11/10  
WAGNER \* . . . . . 11/17

## WILLIAM & MARY



BRIDGEFORTH STADIUM  
September 22

### Coaching Staff

**Head Coach:** Jimmie Laycock  
**Season at W&M:** 39th Season  
**Record at W&M:** 245-189-2  
**Career Record:** Same

### Team Information:

**2017 Record:** 2-9  
**CAA Record (Finish):** 0-8 (12th)  
**Postseason:** None

### General Info:

**Location:** Williamsburg, Va.  
**Founded:** 1693  
**Enrollment:** 8,484  
**Nickname:** Tribe  
**School Colors:** Green, Gold and Silver  
**Stadium:** Zable Stadium (12,400)  
**Conference:** Colonial Athletic Association  
**President:** Katherine Rowe  
**Athletic Director:** Samantha K. Huge

### 2018 Schedule:

at Bucknell . . . . . 9/1  
at Virginia Tech. . . . . 9/8  
ELON \* . . . . . 9/15  
at James Madison \* . . . . . 9/22  
COLGATE . . . . . 9/29  
ALBANY \* . . . . . 10/6  
at Towson \* . . . . . 10/13  
MAINE \* . . . . . 10/20  
at Rhode Island \* . . . . . 10/27  
at Villanova \* . . . . . 11/10  
RICHMOND \* . . . . . 11/17

## RICHMOND



RICHMOND, VA.  
September 29

### Coaching Staff

**Head Coach:** Russ Huesman  
**Season at UR:** Second  
**Record at UR:** 6-5  
**Career Record:** 65-42

### Team Information:

**2017 Record:** 6-5  
**CAA Record (Finish):** 4-4 (6th)  
**Postseason:** None

### General Info:

**Location:** Richmond, Va.  
**Founded:** 1830  
**Enrollment:** 4,131  
**Nickname:** Spiders  
**School Colors:** Blue and Red  
**Stadium:** Robins Stadium (8,700)  
**Conference:** Colonial Athletic Association  
**President:** Dr. Ronald A. Crutcher  
**Athletic Director:** John Hardt

### 2018 Schedule:

at Virginia . . . . . 9/1  
FORDHAM . . . . . 9/8  
SAINT FRANCIS (PA.) . . . . . 9/15  
at Stony Brook \* . . . . . 9/22  
JAMES MADISON \* . . . . . 9/29  
DELAWARE \* . . . . . 10/6  
at Albany \* . . . . . 10/13  
at Elon \* . . . . . 10/20  
VILLANOVA \* . . . . . 11/3  
MAINE \* . . . . . 11/10  
at William & Mary \* . . . . . 11/17



# 2018 JMU Opponents

## ELON



BRIDGEFORTH STADIUM  
October 6

**Coaching Staff**  
**Head Coach:** Curt Cignetti  
**Season at Elon:** Second  
**Record at Elon:** 8-4  
**Career Record:** 61-21

**Team Information:**  
**2017 Record:** 8-4  
**CAA Record (Finish):** 6-2 (3rd)  
**Postseason:** FCS First Round

**General Info:**  
**Location:** Elon, N.C.  
**Founded:** 1889  
**Enrollment:** 6,791  
**Nickname:** Phoenix  
**School Colors:** Maroon and Gold  
**Stadium:** Rhodes Stadium (11,250)  
**Conference:** Colonial Athletic Association  
**President:** Connie Ledoux Book  
**Athletic Director:** Dave Blank

**2018 Schedule:**  
at USF . . . . . 9/1  
FURMAN . . . . . 9/8  
at William & Mary \* . . . . . 9/15  
at Charleston Southern . . . . . 9/22  
NEW HAMPSHIRE \* . . . . . 9/29  
at James Madison \* . . . . . 10/6  
at Delaware \* . . . . . 10/13  
RICHMOND \* . . . . . 10/20  
RHODE ISLAND \* . . . . . 11/3  
TOWSON \* . . . . . 11/10  
at Maine \* . . . . . 11/17

## VILLANOVA



VILLANOVA, PA.  
October 13

**Coaching Staff**  
**Head Coach:** Mark Ferrante  
**Season at VU:** Second Season  
**Record at VU:** 5-6  
**Career Record:** Same

**Team Information:**  
**2017 Record:** 5-6  
**Conf. Record (Finish):** 3-5 (t-7th)  
**Postseason:** None

**General Info:**  
**Location:** Villanova, Pa.  
**Founded:** 1842  
**Enrollment:** 10,842  
**Nickname:** Wildcats  
**School Colors:** Blue and White  
**Stadium:** Villanova Stadium (12,000)  
**Conference:** Colonial Athletic Association  
**President:** Rev. Peter M. Donohue, OSA  
**Athletic Director:** Mark Jackson

**2018 Schedule:**  
at Temple . . . . . 9/1  
at Lehigh . . . . . 9/8  
TOWSON \* . . . . . 9/15  
BUCKNELL . . . . . 9/22  
at Stony Brook \* . . . . . 9/29  
at Maine \* . . . . . 10/6  
JAMES MADISON \* . . . . . 10/13  
NEW HAMPSHIRE \* . . . . . 10/27  
at Richmond \* . . . . . 11/3  
WILLIAM & MARY \* . . . . . 11/10  
at Delaware \* . . . . . 11/17

## STONY BROOK



BRIDGEFORTH STADIUM  
October 27

**Coaching Staff**  
**Head Coach:** Chuck Priore  
**Season at SBU:** 13th Season  
**Record at SBU:** 77-61  
**Career Record:** 116-70

**Team Information:**  
**2017 Record:** 10-3  
**CAA Record (Finish):** 7-1 (2nd)  
**Postseason:** FCS Second Round

**General Info:**  
**Location:** Stony Brook, N.Y.  
**Founded:** 1957  
**Enrollment:** 25,272  
**Nickname:** Seawolves  
**School Colors:** Red and Blue  
**Stadium:** Lavalle Stadium (12,300)  
**Conference:** Colonial Athletic Association  
**President:** Samuel L. Stanley  
**Athletic Director:** Shawn Heilbron

**2018 Schedule:**  
at Air Force . . . . . 9/1  
BRYANT . . . . . 9/8  
at Fordham . . . . . 9/15  
RICHMOND \* . . . . . 9/22  
VILLANOVA \* . . . . . 9/29  
at Towson \* . . . . . 10/6  
at New Hampshire \* . . . . . 10/13  
RHODE ISLAND \* . . . . . 10/20  
at James Madison \* . . . . . 10/27  
DELAWARE \* . . . . . 11/10  
at Albany \* . . . . . 11/17

## NEW HAMPSHIRE



DURHAM, N.H.  
November 3

**Coaching Staff**  
**Head Coach:** Sean McDonnell  
**Season at UNH:** 20th  
**Record at UNH:** 150-88  
**Career Record:** Same

**Team Information:**  
**2017 Record:** 9-5  
**CAA Record (Finish):** 5-3 (t-4th)  
**Postseason:** FCS Quarterfinals

**General Info:**  
**Location:** Durham, N.H.  
**Founded:** 1886  
**Enrollment:** 15,340  
**Nickname:** Wildcats  
**School Colors:** Blue and White  
**Stadium:** Wildcat Stadium (11,500)  
**Conference:** Colonial Athletic Association  
**President:** James W. Dean Jr.  
**Athletic Director:** Marty Scarano

**2018 Schedule:**  
at Maine \* . . . . . 8/30  
COLGATE . . . . . 9/8  
at Colorado . . . . . 9/15  
at Elon \* . . . . . 9/29  
HOLY CROSS . . . . . 10/6  
STONY BROOK \* . . . . . 10/13  
DELAWARE \* . . . . . 10/20  
at Villanova \* . . . . . 10/27  
JAMES MADISON \* . . . . . 11/3  
ALBANY \* . . . . . 11/10  
at Rhode Island \* . . . . . 11/17

## RHODE ISLAND



BRIDGEFORTH STADIUM  
November 10

**Coaching Staff**  
**Head Coach:** Jim Fleming  
**Season at URI:** Fifth  
**Record at URI:** 7-38  
**Career Record:** 28-39

**Team Information:**  
**2017 Record:** 3-8  
**CAA Record (Finish):** 2-6 (t-10th)  
**Postseason:** None

**General Info:**  
**Location:** Kingston, R.I.  
**Founded:** 1892  
**Enrollment:** 18,072  
**Nickname:** Rams  
**School Colors:** Keaney Blue, White and Navy Blue  
**Stadium:** Meade Stadium (6,555)  
**Conference:** Colonial Athletic Association  
**President:** Dr. David M. Dooley  
**Athletic Director:** Thorr Bjorn

**2018 Schedule:**  
at Delaware \* . . . . . 8/30  
ALBANY \* . . . . . 9/8  
at UConn . . . . . 9/15  
at Harvard . . . . . 9/28  
BROWN . . . . . 10/6  
MAINE \* . . . . . 10/13  
at Stony Brook \* . . . . . 10/20  
WILLIAM & MARY \* . . . . . 10/27  
at Elon \* . . . . . 11/3  
at James Madison \* . . . . . 11/10  
NEW HAMPSHIRE \* . . . . . 11/17

## TOWSON



TOWSON, MD.  
November 17

**Coaching Staff**  
**Head Coach:** Rob Ambrose  
**Season at TU:** 10th  
**Record at TU:** 52-54  
**Career Record:** same

**Team Information:**  
**2017 Record:** 5-6  
**CAA Record (Finish):** 3-5 (t-7th)  
**Postseason:** None

**General Info:**  
**Location:** Towson, Md.  
**Founded:** 1866  
**Enrollment:** 22,285  
**Nickname:** Tigers  
**School Colors:** Black and Gold  
**Stadium:** Unitas Stadium (11,198)  
**Conference:** Colonial Athletic Association  
**President:** Kim Schatzel  
**Athletic Director:** Tim Leonard

**2018 Schedule:**  
at Morgan State . . . . . 9/1  
at Wake Forest . . . . . 9/8  
at Villanova \* . . . . . 9/15  
THE CITADEL . . . . . 9/29  
STONY BROOK \* . . . . . 10/6  
WILLIAM & MARY \* . . . . . 10/13  
at Albany \* . . . . . 10/20  
at Delaware \* . . . . . 10/27  
MAINE \* . . . . . 11/3  
at Elon \* . . . . . 11/10  
JAMES MADISON \* . . . . . 11/17



# 2018 JMU Roster

No.	Name	Yr.	Pos.	Ht.	Wt.	Hometown/High School (Previous Team)
1	Trai Sharp	Sr.	RB	5-9	215	Carrboro, N.C./Carrboro
2	Dimitri Holloway	R-Jr.	LB	6-1	223	Newport News, Va./Heritage
3	David Eldridge	Sr.	WR	6-1	180	Beaeton, Va./Kettle Run (Virginia)
5	Ron'Dell Carter	R-Jr.	DL	6-3	268	Baltimore, Md./Long Reach (Rutgers)
5	Jamir Hudson	R-Fr.	WR	5-8	163	Virginia Beach, Va./Bishop Sullivan Catholic
6	Ben DiNucci	R-Jr.	QB	6-2	211	Wexford, Pa./Pine-Richland (Pitt)
6	Jimmy Moreland	R-Sr.	CB	5-11	175	Royal Palm Beach, Fla./Royal Palm Beach
7	Jawon Hamilton	R-So.	RB	5-9	190	Miami, Fla./South Dade (UCF)
8	Wayne Davis	R-So.	S	6-0	186	Norfolk, Va./Lake Taylor (Ohio State)
9	Reggie Brown	Fr.	WR	6-1	176	Lakeland, Fla./Kathleen
10	Jake O'Donnell	Fr.	QB	6-4	166	Tampa, Fla./Sickles
10	Riley Stapleton	R-Jr.	WR	6-5	229	Indiana, Pa./Indiana
11	Bryce Maginley	Jr.	LB	6-2	228	Charlotte, N.C./Ardrey Kell
11	Jack Sroba	R-Fr.	CB	5-10	179	Richmond, Va./Collegiate School
12	Cole Johnson	Jr.	QB	6-5	211	Virginia Beach, Va./Cox
13	Ezrah Archie	So.	WR	6-0	189	Camden, N.J./Timber Creek Regional
14	Jamari Currence	Fr.	CB	5-10	165	Rock Hill, S.C./South Pointe
14	Alec Kurek	R-So.	QB	6-3	200	Yorktown, Va./Tabb
15	Paris Black	R-Jr.	DL	6-3	254	Fayetteville, N.C./Terry Sanford (Wake Forest)
15	Gage Moloney	R-Fr.	QB	6-2	225	Rock Hill, S.C./Northwestern
16	Jesse Layne	R-Fr.	TE	6-3	223	Broadway, Va./Broadway
16	Que Reid	Fr.	S	6-0	191	Concord, N.C./Jay M. Robinson
17	Kyndel Dean	R-Fr.	WR	6-2	176	Winston-Salem, N.C./Parkland
17	Gionni Terrell	Fr.	CB	5-10	158	Woodbridge, Va./Forest Park
18	Hunter Etheridge	R-Sr.	QB	6-3	207	Clayton, N.C./Woodberry Forest [Va.]
18	Tabb Patrick	R-So.	LB	6-1	212	Mechanicsville, Va./Hanover
19	Patrick Bentley	So.	QB	6-3	232	Gainesville, Va./Patriot (Alderson Broadus)
19	Devin Ravenel	Fr.	WR	6-0	160	Stafford, Va./North Stafford
20	Diamonte Tucker-Dorsey	R-Fr.	LB	5-10	213	Norfolk, Va./Lake Taylor
21	Adam Smith	Jr.	S	6-1	182	Charlotte, N.C./Hough
22	Eric Kirlew	R-So.	RB	5-11	192	Reston, Va./South Lakes
22	Rashad Robinson	Sr.	CB	5-11	183	Richmond, Va./Hermitage
23	Charles Tutt	R-Jr.	CB	5-10	184	Clifton, Va./Centreville
24	D'Angelo Amos	R-So.	S	6-1	180	Richmond, Va./Meadowbrook
24	Jack Chenault	Fr.	WR	5-11	177	Mechanicsville, Va./Hanover
25	Cardon Johnson	Gr.	RB	5-9	200	Newport News, Va./Warwick
26	Curtis Oliver	Sr.	CB	5-11	183	Paramus, N.J./Paramus Catholic
27	Taurus Carroll	So.	CB	6-0	168	Fredericksburg, Va./Benedictine College Prep
28	Grant Westbrook	Sr.	S	5-9	182	Leesburg, Va./Heritage (East Coast Prep)
29	Darrell Bryant Jr.	Fr.	S	5-11	185	Hampton, Va./Phoebus
29	Marcus Marshall	Sr.	RB	5-10	200	Raleigh, N.C./Millbrook (Georgia Tech)
30	Wesley McCormick	So.	CB	5-11	190	Germantown, Md./Northwest
31	Percy Agyei-Obese	So.	RB	5-11	202	Frederick, Md./Oakdale
31	Keshaun Moore	R-Fr.	LB	6-2	244	Suffolk, Va./Nansemond-Suffolk Academy
32	MJ Hampton	So.	S	6-0	181	Fredericksburg, Va./Stafford
33	Sam Kidd	R-Fr.	S	6-1	199	Reston, Va./James Madison
34	Chris Chukwuneke	Fr.	S	5-11	177	Edison, N.J./St. John Vianney (The Peddie School)
34	Jakoby Johnson	Fr.	RB	5-9	200	Jacksonville, N.C./Southwest Onslow
35	Willie Drew	Fr.	DB	6-0	184	Smithfield, Va./Smithfield
36	Robert Carter Jr.	R-Sr.	LB	6-0	190	Baltimore, Md./Long Reach
37	Clayton Cheatham	So.	TE	6-3	231	Mechanicsville, Va./Hanover
38	Mike Cobbs	R-Jr.	S	6-2	201	Alexandria, Va./Hayfield
40	Reggie McNeill	Fr.	DB	6-0	175	Winston-Salem, N.C./Atkins
40	Camden Wise	Fr.	K	6-0	159	Blacksburg, Va./Blacksburg
41	Rakeem Davis	Fr.	WR	5-8	159	Charlottesville, Va./Charlottesville
42	Michael Johnson	R-Fr.	CB	6-0	194	Glen Allen, Va./Deep Run
42	Solomon Vanhorne	Fr.	RB	5-8	168	Alpharetta, Ga./Milton
43	Garrett Groulx	R-Fr.	DL	6-3	260	Davidson, N.C./Davidson Day
44	Hayden Mann	Fr.	S	6-3	197	Mebane, N.C./Eastern Alamance
45	Tyler Gray	Sr.	K	6-0	173	Winchester, Va./Millbrook
47	Darrious Carter	R-Sr.	DL	6-5	229	Indiana, Pa./Indiana Senior (Virginia)
48	Percy Mayers	Fr.	WR	5-10	177	Richmond, Va./Hermitage
49	Francis Meehan	Fr.	DB	5-11	172	Wilmington, N.C./New Hanover
49	Davis Patterson	Fr.	WR	6-3	186	Arlington, Va./Yorktown
50	Kyle Davis	R-Fr.	LS	5-11	215	Waxhaw, N.C./Marvin Ridge
50	Jackson Skule	Fr.	OL	6-7	319	Clifton, Va./Centreville
51	Mateo Jackson	Fr.	LB	6-1	230	Richmond, Va./Hermitage



# 2018 JMU Roster

No.	Name	Yr.	Pos.	Ht.	Wt.	Hometown/High School (Previous Team)
52	Landan Word	Jr.	LB	6-5	244	Vienna, Va./Bishop O'Connell (Virginia)
53	Joe Fishpaw	R-So.	OL	6-4	282	Mechanicsville, Va./Hanover (Campbell)
54	Kelvin Azanama	R-So.	LB	5-11	208	Chesterfield, Va./Monacan
55	Jahmol Robinson	Fr.	DE	6-0	198	Richmond, Va./Hermitage
55	Matt Terrell	Jr.	DL	6-4	239	Lynchburg, Va./Lynchburg Christian (UVA/Garden City CC)
56	Nick Kidwell	Fr.	OL	6-5	317	Boonsboro, Md./Boonsboro
57	Carson Todd	Fr.	LS	6-1	230	Mount Airy, N.C./North Surry
58	Gerren Butler	R-Jr.	OL	6-2	298	Front Royal, Va./Skyline
59	Daniel Caracciolo	R-So.	LS	5-11	227	Fairfax, Va./Paul VI
60	Jahee Jackson	R-Jr.	OL	6-3	295	Baltimore, Md./Gilman
61	Caleb Hamlett	Fr.	OL	6-5	326	Prince George, Va./Prince George
62	Kyle Smith	Fr.	OL	6-4	295	Culpepper, Va./Eastern View
63	J.T. Timming	R-So.	OL	6-2	301	Liberty Township, Ohio/Lakota East
65	Tony Thurston	Fr.	DL	6-5	264	Louisa, Va./Louisa
67	Zaire Bethea	R-So.	OL	6-3	309	South Orange, N.J./DePaul Catholic
68	Tyree Chavious	R-Jr.	OL	6-4	318	Goldsboro, N.C./Rosewood
69	Truvel Wilson	R-So.	OL	6-2	309	Richmond, Va./Henrico (UVA-Wise)
70	Henry Schroeder	Fr.	OL	6-4	257	Richmond, Va./St. Christopher's School
71	Luke Warner	Fr.	DL	6-2	250	Charlotte, N.C./Charlotte Christian
72	William Clevinger	R-Fr.	OL	6-3	290	Richmond, Va./Patrick Henry
73	Mac Patrick	Jr.	OL	6-2	284	Mechanicsville, Va./Hanover
74	Amelio Moran	Fr.	OL	6-6	309	Virginia Beach, Va./Princess Anne
74	Dusan Stjepanovic	Fr.	DL	6-3	230	Chester, Va./Thomas Dale
75	Michael Faulkner	R-So.	OL	6-4	284	Lawrenceville, Ga./Collins Hill
76	Jake Glavin	R-Fr.	OL	6-2	308	Chester Springs, Pa./Malvern Prep
77	Liam Fornadel	So.	OL	6-4	306	Ramsey, N.J./Don Bosco Prep
78	Collin Reece	R-Fr.	OL	6-7	320	Chesapeake, Va./Grassfield (VMI)
79	Raymond Gillespie	R-So.	OL	6-5	272	Mechanicsville, Va./Atlee
81	Nick Carlton	Jr.	TE	6-3	232	Alpharetta, Ga./Alpharetta
82	Zach Polglase	R-So.	TE	6-3	237	Harrisonburg, Va./Spotswood
83	Josh Sims	R-Fr.	WR	5-10	155	Covington, Ga./Eastside
84	Dylan Stapleton	Jr.	TE	6-5	240	Indiana, Pa./Indiana (Slippery Rock)
85	E.J. Morgan	R-So.	WR	6-0	183	Washington, D.C./Friendship Collegiate Academy (ASA College)
86	Mack Cullen	R-Jr.	TE	6-5	247	Fishersville, Va./Wilson Memorial
88	Daniel Adu	R-Fr.	WR	6-2	170	Springfield, Va./West Springfield
89	Jake Brown	R-So.	WR	6-2	175	Richmond, Va./Trinity Episcopal
90	Drew Painter	Fr.	DL	6-4	249	Hershey, Pa./Hershey
91	Ethan Ratke	R-So.	K	5-10	185	Mechanicsville, Va./Atlee
91	Semaj Sorhaindo	R-Fr.	DL	6-2	285	Fredericksburg, Va./Courtland
91	Mike Wilcox	Fr.	DE	6-3	206	Hanover, Va./Hanover
92	Mike Greene	So.	DL	6-3	294	Highland Springs, Va./Highland Springs
93	Drake Tomasi	Fr.	DL	6-3	230	McGaheysville, Va./Spotswood
94	Will Tappen	Fr.	DL	6-2	200	Richmond, Va./St. Christopher's School
95	Adeeb Atariwa	R-So.	DL	6-3	282	Sterling, Va./Dominion
97	John Daka	Jr.	DL	6-3	227	Upper Marlboro, Md./Wise
98	Harry O'Kelly	So.	P	6-1	189	Wynnum, Queensland, Australia/Iona College
99	Isaac Ukwu	R-Fr.	LB	6-3	234	Upper Marlboro, Md./Wise

## Coaching Staff:

Head Coach: Mike Houston (Mars Hill '94) – Third Season

Offensive Coordinator/Quarterbacks: Donnie Kirkpatrick (Lenoir-Rhyne '82, Appalachian State '84) – Third Season

Defensive Coordinator/Safeties: Bob Trott (North Carolina '76, '82) – Third Season

Outside Linebackers/Special Teams: Roy Tesh (Greensboro '04) – Season Season

Inside Receivers/Recruiting Coordinator: Fontel Mines (Virginia '07) – Second Season

Defensive Line: Jeff Hanson (Richmond '71, '73) – Third Season

Offensive Line: Steve Shankweiler (Davidson '74, Georgia State '80) – First Season

Inside Linebackers: Warren Belin (Wake Forest '90) – First Season

Running Backs: De'Rail Sims (Pikesville '10) – Third Season

Outside Receivers: Drew Dudzik (JMU '11, '13) – Third Season

Cornerbacks: Corico Wright (Clemson '12, '15) – First Season

Director of Football Administration: Dale Steele (South Carolina '76, Ball State '78) – Third Season

Director of Strength & Conditioning: John Williams (North Carolina A&T '95) – Third Season

Assistant Director of Strength & Conditioning: Michael Morris (Shenandoah '13) – Second Season

# Mike Houston Head Coach





# The Head Coach

Mike Houston was hired as James Madison University's seventh head football coach on January 18, 2016.

In his two seasons at the helm, he has guided the Dukes to a 28-2 overall record, with back-to-back 14-1 seasons in 2016 and 2017. The 14 wins set a program record for single-season victories. JMU set a CAA- and program-record 26-game win streak between the two seasons, which ranks second all-time in FCS history.

In his first season, Houston and the Dukes won the NCAA Division I Football Championship with a 28-14 win against Youngstown State. JMU made a return trip to the national title game in 2017, falling 17-13 to North Dakota State.

In year two at JMU, Houston led the team to its first-ever undefeated and untied regular season, going 11-0, which included its second straight 8-0 Colonial Athletic Association record to earn a second straight outright championship and a program-record third consecutive CAA title. The Dukes earned the No. 1 seed for the FCS Playoffs for just the second time and earned home playoff wins against Stony Brook (26-7), Weber State (31-28) and South Dakota State (51-16) before falling in the title game to NDSU.

The Dukes led the country in scoring defense, holding teams to just 11.1 points per game. They also paced the FCS in interceptions (31), takeaways (44) and team pass efficiency defense (83.12 rating).

JMU ranked in the top 10 nationally in 14 categories, as it was also third in total defense (252.0), turnover margin (1.47), defensive touchdowns (5) and first downs (325), fourth in punt-return defense (3.33), fifth in sacks (3.4), seventh in rushing defense (90.5), eighth in fumble recoveries (13), ninth in completion percentage (64.9%) and net punting (38.77) and 10th in passing defense (161.5), third-down defense (30.1%), punt-return average (13.0) and blocked punts (2).

Eight players were voted All-Americans in 2017, including Andrew Ankrah, who was named a Consensus All-American after being tabbed to six different All-America First Teams. Ankrah won the FCS ADA Defensive Player of the Year award and finished third for the STATS FCS Buck Buchanan Award.

Joining Ankrah on the All-America list were Aaron Stinnie, Jordan Brown, Rashad Robinson, Raven Greene, Kyre Hawkins, Jahee Jackson and Harry O'Kelly. The Dukes also had 16 All-CAA honorees, which included three players garnering top-league awards. Ankrah was voted Defensive Player of the Year, John Miller tabbed Special Teams Player of the Year and Bryan Schor became JMU's first winner of the Chuck Boone Leadership and Excellence Award.

Following the season, Houston was voted state coach of the year from three organizations. He was voted Touchdown Club of Richmond Bobby Ross Coach of the Year, Virginia Sports Information Directors University Division Coach of the Year and the J. Roy Rodman Award from the Norfolk Sports Club, marking the second straight season he garnered each award. The team was also presented with its second straight ECAC Lambert FCS Division Cup.

JMU finished the 2016 season with a 14-1 record, setting a program record for wins. The Dukes won their final 12 games to end the year with the longest active win streak in all of Division I. During the regular season, Houston led JMU to a perfect 8-0 mark in Colonial Athletic Association play to clinch the outright conference title. It was the second time the Dukes went unbeaten in league play and won the CAA outright.

After going 10-1 in the regular season, JMU earned the No. 4 seed for the FCS playoffs and a first-round bye. The Dukes notched convincing victories at home against New Hampshire (55-22) and previously-unbeaten Sam Houston State (65-7) before conquering five-time defending national champion North Dakota State (27-17) in the national semifinals in Fargo, N.D. The win at NDSU ended the Bison's 22-game playoff win streak and a string of 18 straight home playoff wins.

On Jan. 7, 2017, JMU completed its title run with a 28-14 triumph against Youngstown State in the national championship game at Toyota Stadium in Frisco, Texas. Khalid Abdullah was named the Most Outstanding Player for the championship, and the Dukes limited a strong run team in YSU to only 21 rushing yards in the win.

Houston reeled in numerous accolades in 2016, as he was named the American Football Coaches Association FCS National Coach of the Year. He also earned AFCA Region 1 Coach of the Year for the second straight year and was voted Colonial Athletic Association Coach of the Year, marking the fifth time in his six-year head coaching career that he was tabbed his conference's top coach. Houston reeled in a trio of state coach of the year accolades, as he was named the Bobby Ross Coach of the Year, voted VaSID Coach of the Year and was presented the J. Roy Rodman Award. He was also presented with the Bob Ford FCS Coach of the Year from the Metro New York Football Writers and the Washington Metro College Coach of the Year from the DC Touchdown Club.

He coached 14 players to All-CAA status, which included Bryan Schor being named CAA Offensive Player of the Year and Rashard Davis being recognized as CAA Special Teams Player of the Year. JMU had 10 of those 14 make the All-CAA First Team, while seven of the 14 eventually became All-Americans. That list included Abdullah, Schor, Davis, Raven Greene, Mitchell Kirsch, Taylor Reynolds and Aaron Stinnie.

JMU set several conference records, including marks for scoring (700), rushing offense (4,125), total offense (7,612) and first downs (380). Nationally, JMU led the FCS in winning percentage (93.3%), completion percentage (70.8%), team pass efficiency (181.69), first downs (380), defensive interceptions (21) and punt return average (26.65).

The Dukes also ranked second in scoring (46.7), fourth in third down conversions (50%), fifth in both rushing (275.0) and turnovers gained (30), sixth in fumbles lost (4), eighth in turnover margin (1.13) and 10th in turnovers lost (13). Offensively, JMU produced 18 100-yard rushing performances from its strong rushing attack, including Abdullah, who had a team-high 11 games with more than 100 yards.

Defensively, JMU saw a drastic improvement from the previous two seasons, as it ranked 17th in scoring defense (21.2) and 30th in total defense (344.3). The Dukes allowed 7.5 fewer points per game this season and nearly 60 yards fewer per outing from 2015 to 2016. JMU forced seven more turnovers and nearly doubled its interception production, going from 11 in 2015 to a nation-leading 21 in 2016.

During conference play, JMU completed its road gauntlet with victories at Maine, New Hampshire, Richmond and Villanova. Those four teams finished second through fifth in the CAA standings and three made the postseason in UNH, UR and VU. It was JMU's first win at New Hampshire since 2006 and the first at Villanova since 2008.

Possessing 10 years of collegiate coaching experience, including five as a head coach, Houston came to Harrisonburg after serving two years as head coach at The Citadel (2014-15). He led the Bulldogs to a 14-11 record in his two seasons and is the only coach in The Citadel's history to win a Southern Conference championship within his first two seasons.

Houston's offense produced 27 individual 100-yard rushing performances, including a



program-record 14 in 2015. The 27 100-yard rushers was a two-year record for The Citadel.

In 2015, he guided the Bulldogs to the program's fourth winning season since 1995 with a 9-4 record and a share of the 2015 SoCon title. The Citadel boasted a conference-best +117 scoring margin, including a +100 edge during league play, and Houston went on to be named SoCon Coach of the Year and AFCA Region 2 Coach of the Year. They also defeated Southeastern Conference member South Carolina 23-22 in the regular-season finale and advanced to the second round of the FCS playoffs after upsetting ninth-ranked Coastal Carolina.

In the first-round playoff victory, Houston's run game broke a school record with four 100-yard rushers as it piled up 524 yards on the ground, the most in a NCAA playoff game since 2012 and the second-highest in 2015 for FCS, only behind the Bulldogs' nation-best 535 rushing yards in the season opener.

The Citadel broke school records for all-purpose yards, total offense, rushing yards and interception return yards. The Bulldogs led the nation with a school-record 515 interception return yards and five interception return touchdowns. The Citadel led the Southern and ranked second nationally with 346.9 rushing yards per game, an average of 17.21 yards per completion and just 0.62 sacks allowed per game. The Bulldogs also led the league in interceptions, tackles for loss allowed, turnovers forced, yards per rush, rushing touchdowns, punt return defense, passing touchdowns allowed, fumble recoveries, third-down defense, tackles for loss and kickoff return defense.

Four players earned All-America status and 13 garnered All-Southern Conference honors. Senior defensive lineman Mitchell Jeter was named the SoCon Defensive Player of the Year and junior defensive lineman Joe Crochet was The Citadel's first CoSIDA First Team Academic All-American since 1989.

In his first season at the helm, he led the Bulldogs to a 5-7 record, which was tied for the second-highest win total for a first-year coach at The Citadel. Three of the Bulldogs' losses came by a total of nine points, including two in the final seconds. The Citadel rushed for over 4,166 yards, ranking third-best in single-season program history, and their 347.2 rushing averaged led the SoCon and ranked second nationally.

Prior to The Citadel, Houston was head coach at Lenoir-Rhyne, an NCAA Division II school in the South Atlantic Conference, for three seasons. He accumulated a 29-8 record at the helm and directed the Bears to three consecutive SAC championships, a stretch that included a school-record 13 wins in his final year. Houston was named SAC Coach of the Year each season and was also the Don Hansen Super Region II Coach of the Year in 2013. In his final season at LRU, the Bears advanced to the Division II national championship game and ranked No. 2 in the final polls.

Before his elevation to head coach, Houston served as Lenoir-Rhyne's defensive coordinator and secondary coach from 2007-10. He spent the 2006 year as associate head coach and defensive coordinator at Brevard College.

Houston began his coaching career in the high school ranks. He coached for a decade at T.C. Roberson High School in Asheville, N.C., including the last five as head coach, where he went 42-18 and guided the team to its first-ever conference championship. He spent his first five seasons at T.C. Roberson as the defensive coordinator after leading the defense at Forbush High School in East Bend, N.C. in his first two years out of college.

Houston is a 1994 graduate of Mars Hill University, where he played tight end for the Lions and earned a bachelor's degree in biology. In 2014, Houston was inducted into the Franklin High School Athletic Hall of Fame.

He is married to the former Amanda Owen and they have two sons, Owen Michael and Reid Wilson.

## THE HOUSTON COACHING FILE

Season	School	Record / Conf.	Postseason
2011	Lenoir-Rhyne	7-3 / 6-1	
2012	Lenoir-Rhyne	9-3 / 6-1	NCAA Division II Second Round
2013	Lenoir-Rhyne	13-2 / 7-0	NCAA Division II Title Game
2014	The Citadel	5-7 / 3-4	
2015	The Citadel	9-4 / 6-1	FCS Second Round
2016	James Madison	14-1 / 8-0	NCAA Division I National Champion
2017	James Madison	14-1 / 8-0	NCAA Division I Title Game
<b>Totals</b>		<b>71-21 / 44-7</b>	



# ***2018 JMU Coaching Staff***

---



**Donnie Kirkpatrick**  
Offensive Coord./Quarterbacks



**Bob Trott**  
Defensive Coord./Safeties



**Roy Tesh**  
Special Teams/Outside Linebackers



**Fontel Mines**  
Recruiting Coord./Inside Receivers



**Jeff Hanson**  
Defensive Line




**Steve Shankweiler**  
Offensive Line



**Warren Belin**  
Inside Linebackers



**De'Rail Sims**  
Running Backs



**Drew Dudzik**  
Outside Receivers



**Corico Wright**  
Cornerbacks



**Dale Steele**  
Director of Football Administration



**John Williams**  
Director of Strength & Conditioning



# ***2018 JMU Support Staff***

---



**Michael Morris**  
Strength & Conditioning



**Josh Epstein**  
Strength & Conditioning



**Emmett Van Der Snick**  
Strength & Conditioning



**Bryan Schneider**  
Sports Medicine



**Jonathan McMurtrie**  
Sports Medicine



**Hillary Masdon**  
Sports Medicine



**Scott-Tyler Smith**  
Equipment



**Mark Kluck**  
Equipment



**Alex Lockemeyer**  
Equipment



**Chris Brooks**  
Athletics Communications



**Caroline Sobek**  
Athletics Communications



**Andrew Stafford**  
Asst. to the Head Coach



**Jason Addie**  
Football Operations



**Reagan Davis**  
Football Operations



**Ashley Parsons**  
Academic Advisor



**Denesha Morris**  
Academic Advisor



**Laura Nichols**  
Academic Advisor



**Justin Jannuzzi**  
Duke Club



**Taylor Dewey**  
Marketing



**Patty Dorfer**  
Administrative Assistant



# 2018 JMU Players







## Trai Sharp

1

Sr. — RB — 5-9 — 215  
Carrboro, N.C.  
Carrboro

**2017 AS A JUNIOR:** Played in all 15 games, making eight starts... Third Team All-CAA Running Back... CAA Offensive Player of the Week (Oct. 2)... Had 163 carries for 759 yards and four touchdowns... Ranked eighth in the CAA in rushing (50.6)... Rushed for a career-high 185 yards and a touchdown at Delaware (Sept. 30)... Ran for 130 yards and a score on just nine carries (14.4 per rush) against Norfolk State (Sept. 16)... Six game with at least 50 rushing yards... Had three catches for a career-high 45 receiving yards and a touchdown against NSU.

**2016 AS A SOPHOMORE:** Played in all 15 games... Had 111 carries for 617 yards and five touchdowns... Rushed for a season-high 144 yards and a career-best two touchdowns in FCS quarterfinals versus Sam Houston State (Dec. 9)... Produced first 100-yard game in season opener with 110 yards and a score against Morehead State (Sept. 3)... Five games with at least 75 rushing yards... Two games with two total touchdowns... Scored first career receiving touchdown in regular-season finale versus Elon (Nov. 19).

**2015 AS A FRESHMAN:** Played in four games... Had six carries for 73 yards and one touchdown... Accounted for all of his rushing statistics at Elon (Oct. 17), where he had a career-best 64 yard run on his first career carry... Capped off team's scoring in the 51-0 win with his first collegiate touchdown, a 1-yard run, in the fourth quarter.

**HIGH SCHOOL:** Rated as a 3-star recruit by ESPN and 247 Composite and a 2-star Rivals.com... Ranked in the top-100 running backs nationally and top-50 recruits in the state of North Carolina by 247Sports... Had 882 yards and 9.1 yards per carry along with 11 touchdowns as a senior, despite an ankle injury for part of the season... Scored 11 touchdowns in just three games before a season-ending injury as a junior... Rushed for 2,291 yards and 33 touchdowns, to go with 482 receiving yards and four scores as a sophomore... Finished 2012 with more than 3,100 all-purpose yards and 38 touchdowns to lead Carrboro to a 15-1 record and the State 2A Championship game... Also played basketball and ran track and field at Carrboro, advancing to the 2A Regionals in the sprints as a junior.

**PERSONAL:** Full name is Derritt LeTrai Sharp... Majoring in political science.

### Sharp Statistics

RUSHING	G	Att	Yds	TD	Lg	Avg/C	Avg/G	
2015	4	6	73	1	64	12.2	18.3	
2016	15	111	617	5	25	5.6	41.1	
2017	15	163	759	4	59	4.7	50.6	
TOTAL	34	280	1449	10	64	5.2	42.6	
RECEIVING	G	Rec	Yds	TD	Lg	Rec/G	Avg/C	Avg/G
2015	4	0	0	0	0	0.0	0.0	0.0
2016	15	4	36	1	13	0.3	9.0	2.4
2017	15	14	91	2	20	0.9	6.5	6.1
TOTAL	34	18	127	3	20	0.5	7.1	3.7



## Dimitri Holloway

2

R-Jr. — LB — 6-1 — 223  
Newport News, Va.  
Heritage

**2017 AS A JUNIOR:** Received a medical hardship waiver to earn a redshirt and additional year of eligibility... Played in just one game before an injury sidelined him for the rest of the season... Had six total tackles (2 solo), to go with a 0.5 tackle for loss in season opener at ECU (Sept. 2).

**2016 AS A SOPHOMORE:** Played in 12 games, making nine starts at linebacker... Had 53 total tackles (22 solo), to go with 4.0 tackles for loss, 1.0 sack, one forced fumble, two quarterback hurries and a safety... Career-high 16 tackles, which included a career-best 10 solo stops, in JMU's FCS semifinal win at No. 1 North Dakota State (Dec. 16)... Career-high 2.0 tackles for loss against Sam Houston State in FCS quarterfinals (Dec. 9)... Registered a safety versus SHSU, sacking Jeremiah Briscoe in the end zone... Tallied five or more tackles in six games... Made eight tackles against Central Connecticut (Sept. 10) and six at Maine (Sept. 24)... Opened season with five tackles, 1.5 for loss and a forced fumble versus Morehead State (Sept. 3).

**2015 AS A FRESHMAN:** Played in all 12 games... Had 19 total tackles, including 13 solo, to go with 1.0 tackle for loss, 1.0 sack and one pass breakup... Season-high six tackles (five solo) in first career game against Morehead State (Sept. 5)... Accrued two or more tackles in four games, including four against Lehigh (Sept.

12) and three at Elon (Oct. 17)... Registered first collegiate sack and pass breakup in win over Lehigh.

**HIGH SCHOOL:** First Team Class 4A All-State as a senior... First Team 4A South All-Region... Ironclad Conference 18 Defensive Player of the Year and First Team All-Conference 18 by the Daily Press... Ranked a top-100 Virginia recruit by the Roanoke Times... Rated No. 56 in the state by 247Sports... Averaged 13 tackles a game as a senior to earn a spot in the Adidas 757 All-Star Football game... Second Team All-Ironclad Conference as a junior... Helped Heritage to a 12-2 record in 2013, recording 90 tackles (36 solo), 10 tackles for loss, five sacks, three fumble recoveries and two interceptions... Also played wide receiver his junior year, making 13 catches for 279 yards and two touchdowns... Was a high school teammate of JMU tailback Khalid Abdullah.

**PERSONAL:** Full name is Dimitri Miles Holloway... Majoring in sport and recreation management.

### Holloway Statistics

TACKLES	G	UA	A	Total	TFL	Yds	PD	FF	FR	Blkd	QBH
2015	12	13	6	19	1.0	4	1	0	0	0	0
2016	12	22	31	53	4.0	12	0	1	0	0	2
2017	1	2	4	6	0.5	0	0	0	0	0	1
TOTAL	25	37	41	78	5.5	16	1	1	0	0	3
SACKS	G	UA	A	Total	Yds						
2015	12	1	0	1.0	4						
2016	12	1	0	1.0	6						
2017	1	0	0	0.0	0						
TOTAL	25	2	0	2.0	10						



## David Eldridge

3

Sr. — WR — 6-1 — 180  
Bealeton, Va.  
Kettle Run (Virginia)

**2017 AS A JUNIOR:** Played in all 15 games, making nine starts at wide receiver... Had 42 receptions for 533 yards and four touchdowns... Had four catches for a season-best 81 receiving yards, which included a season-long 46-yard reception against Richmond (Nov. 11)... Season-best six receptions for 80 yards and a touchdown versus ETSU (Sept. 9)... Also had five grabs for 75 yards in FCS Semifinals against South Dakota State (Dec. 16) and three catches for 67 yards and a score against Maine (Sept. 23)... Five games with at least 50 receiving yards... Had 10 games with at least three receptions.

**PRIOR TO JMU:** Transferred to JMU after spending two seasons at Virginia out of the ACC... Played in 18 career games, making two starts... Had 10 receptions for 265 yards and two touchdowns, including a career-long 84-yard catch as a sophomore... Made eight catches for 177 yards and two touchdowns, averaging 22.1 yards per reception... Career-high 112 receiving yards at Duke... Also had two grabs for 88 yards as a freshman, including a season-best 45-yard catch versus Duke... First career catch came on a 43-yard pick-up against William & Mary.

**HIGH SCHOOL:** Played wide receiver, defensive back and was a return specialist at Kettle Run... Set 16 school records, including career receptions (91), receiving yards (1,655), receiving touchdowns (15) and punt return touchdowns (4)... First Team All-State 3A East kick returner and punt returner and Second Team wide receiver as a senior... All-State return specialist as a junior... First Team All-Region 3A West wide receiver, kick returner and punt returner as a senior and Second Team All-Region wide receiver, punt returner and defensive back in 2013... First Team All-Conference 27 wide receiver, kick returner and punt return as a junior and senior... Tallied 29 total touchdowns receiving, rushing on punt or kick returns and via interceptions... Averaged 28.3 yards per kick return... Finished career with 10 interceptions and four pick-sixes... Scored three career rushing touchdowns... Collected 45 receptions for 708 yards and three touchdowns, returned 11 punts for 297 yards and three touchdowns as a senior, and had 14 kickoffs for 368 yards as a senior... Tied school record with three kickoff returns for a touchdown as a junior... Spent freshman season at Liberty High School.

**PERSONAL:** Full name is David Franklin Eldridge... Son of David and Tina Eldridge... Has an older sister, Qiana, who is a nurse in Las Vegas... Was born in Sacramento, Calif... His cousin, Mike Watts played football at Tuskegee from 2011-13... His uncle, Ruben Jackson, played in the Detroit Tigers minor league system from 1985-89... Part of College Prep World, an organization which helps prepare high school student-athletes make the transition from high school to college... Volunteers as a coach and instructor for Warrenton Wolfpack football camps... Majoring in public policy and administration with a minor in communications.

### Eldridge Statistics

RECEIVING	G	Rec	Yds	TD	Lg	Rec/G	Avg/C	Avg/G
2017	15	42	533	4	46	2.8	12.7	35.5



## Ron'Dell Carter

**5** R-Jr. — DL — 6-3 — 268  
Baltimore, Md.  
Long Reach (Rutgers)

**2017 AS A REDSHIRT SOPHOMORE:** Played in all 15 games... Had 28 total tackles (15 solo), to go with 8.0 tackles for loss, 4.0 sacks, three pass breakups and four quarterback hurries... Season-high four tackles against Norfolk State (Sept. 16)... Six games with at least three tackles... 2.0 tackles for loss against ETSU (Sept. 9) and at Elon (Nov. 18)... Recorded all four sacks during CAA play.

**PRIOR TO JMU:** Transferred to JMU after spending two seasons at Rutgers out of the Big Ten... Appeared in five games in 2016, making two tackles, including a 0.5 tackle for loss and a 0.5 sack... Recorded first collegiate tackle at Ohio State... Registered 0.5 sack in season finale at Maryland... Academic All-Big Ten list... Redshirted 2015 season to retain a year of eligibility.

**HIGH SCHOOL:** Three-star recruit and top-30 player from the state of Maryland at Long Reach High School, primarily playing defensive end and tight end... First Team All-Howard County tight end as a senior and First Team defensive end as a junior... Baltimore Sun's "Players to Watch" heading into senior season... Captain at the Maryland Crab Bowl, featuring most talented seniors from Maryland and D.C.... Baltimore Touchdown Club Super 22 Team as a junior... Team captain... Dual-sport athlete who also threw shot put for track & field and played basketball at Long Reach.

**PERSONAL:** Full name is Ron'Dell Lamaree Carter... Younger brother of JMU linebacker Robert Carter, Jr.... Majoring in computer information systems.

### Carter Statistics

TACKLES	G	UA	A	Total	TFL	Yds	PD	FF	FR	Blkd	QBH
2017	15	15	13	28	8.0	46	3	0	0	0	4
SACKS	G	UA	A	Total	Yds						
2017	15	3	2	4.0	38						



## Jamir Hudson

**5** R-Fr. — WR — 5-8 — 163  
Virginia Beach, Va.  
Bishop Sullivan Catholic

**2017 AS A FRESHMAN:** Redshirted to retain a year of eligibility.

**HIGH SCHOOL:** Named top-50 senior in Virginia as a senior... All-Region as a junior... All-Conference as a sophomore and junior... Named team MVP as a sophomore

and junior... Dual-sport athlete who also played baseball and ran track for Bishop Sullivan Catholic's conference and regional championship teams.

**PERSONAL:** Full name is Jamir Nigel Hudson... Son of Jamal and Justine Hudson... Has three brothers, Jamal, Martius and Zair, and two sisters, Zaniyah and Desiree... Majoring in media arts and design.



## Ben DiNucci

**6** R-Jr. — QB — 6-2 — 211  
Wexford, Pa.  
Pine-Richland (Pitt)

**PRIOR TO JMU:** Transferred to JMU after spending three seasons at Pitt... Redshirted true freshman season before playing in 12 games over the next two... Made six starts at quarterback as a redshirt sophomore... Was 88-of-158 for 1,091 yards with five touchdowns and five interceptions as a sophomore... Also rushed for a touchdown and two-point conversion — both

against Penn State... Came off bench to throw for a season-high 228 yards (13-of-25) and a touchdown against Oklahoma State... Made first career start the next week, going for 110 yards and a TD at Georgia Tech... Had season highs for both completions and attempts versus NC State, throwing 19-of-32 for 170 yards and score... Appeared in two games as a redshirt freshman, including throwing a touchdown in the PinStripe Bowl against Northwestern.

**HIGH SCHOOL:** USA Today Second Team All-American... Pennsylvania Gatorade Player of the Year... Pennsylvania Sports Writers Class AAAA Player of the Year... Pennsylvania Football News Class AAAA Offensive Player of the Year... Pittsburgh Post-Gazette "Fabulous 22"... Pittsburgh Tribune-Review "Terrific 25"... Threw for 7,619 yards and 72 touchdowns during career at Pine-Richland... Became first player in PA history to throw for 4,000 yards in a season, passing for 4,269 yards and 46 touchdowns as a senior... Led Pine-Richland to 15-1 record and WPIAL Class AAAA championship and PIAA title game as a senior... Three-year starter at quarterback... ESPN rated him No. 10 overall prospect in the state and nation's No. 27 pocket-passing QB... Dual-sport athlete who also played basketball... Honor roll student.

**PERSONAL:** Full name is Benjamin Anthony DiNucci... Son of Jay and Heidi DiNucci... Has one brother and one sister.



## Jimmy Moreland

**6** R-Sr. — CB — 5-11 — 175  
Royal Palm Beach, Fla.  
Royal Palm Beach

**2018 AS A REDSHIRT SENIOR:** STATS FCS Third Team Preseason All-American... HERO Sports Third Team Preseason All-American... Preseason All-CAA.

**2017 AS A REDSHIRT JUNIOR:** Played in all 15 games, making 13 starts at cornerback... First Team All-CAA Cornerback... VaSID First Team All-State... Had 68 total tackles (44 solo), to go with 2.5 tackles for loss, a half sack, eight interceptions, two fumble recoveries and 14 pass breakups... Ranked second nationally in interceptions and fifth in passes defended per game (1.5)... Ranked second in JMU single-season history for interceptions... Tied for second all-time at JMU in career interceptions (13)... Ranked second in the CAA in interceptions and passes defended and seventh in interceptions return yards (67)... Tied single-game program record with career-high three interceptions in FCS semifinal win against South Dakota State (Dec. 16)... Had a 38-yard pick-six at William & Mary (Oct. 21)... Recorded two pass breakups in four games... Career-high 11 tackles in season opener at ECU (Sept. 2)... Also had eight stops in FCS quarterfinals versus Weber State (Dec. 8)... Made seven tackles against North Dakota State (Jan. 6) in NCAA Division I Football Championship game... Tallied four or more tackles in eight games.

**2016 AS A REDSHIRT SOPHOMORE:** Played in all 15 games, making six starts at cornerback... Had 37 total tackles (24 solo), to go with one fumble recovery, two interceptions and nine pass breakups... Intercepted a pass in season opener against Morehead State (Sept. 3) and again versus Rhode Island (Oct. 29)... Tied career high with three pass breakups in FCS quarterfinals against Sam Houston State (Dec. 9) and in NCAA Division I National Championship game versus Youngstown State (Jan. 7)... Season-high seven tackles at North Carolina (Sept. 17) and at Maine (Sept. 24)... Also had four tackles at Richmond (Nov. 5)... Tallied three or more tackles in five games... Recovered a fumble in Rhode Island game... Rejoined the program during spring 2016 practice.

**2014 AS A FRESHMAN:** Played in all 13 games, making 12 starts at cornerback... Finished 11th in voting for the Jerry Rice Award (FCS National Freshman of the Year)... CAA Special Teams Player of the Week (Sept. 8)... Two-time CAA Rookie of the Week (Oct. 13, Nov. 24)... Had 47 total tackles (29 solo) to go with 2.0 tackles for loss, three interceptions, two fumble recoveries, 12 pass breakups and five blocks... Recorded his first interception in his first career game at Maryland (Aug. 30) and took his second 43 yards for a touchdown against Saint Francis (Sept. 13)... Intercepted a pass versus Towson (Oct. 11) and returned it 26 yards for a touchdown and blocked a field goal attempt in the same game... Preserved JMU's win at Lehigh (Sept. 6) after blocking the potential game-tying 27-yard field goal in the final seconds... Also recorded blocks at Albany (Oct. 4), versus William & Mary (Nov. 1) and against Elon (Nov. 22)... Season-high 10 tackles (7 solo) at Albany... Added eight solo stops at Lehigh while recording four or more tackles in four other outings... Career-high three pass breakups at Richmond (Nov. 15).

**HIGH SCHOOL:** Associated Press Third Team Class 7A All-State as a junior and senior and Honorable Mention Class 7A All-State Defense by FloridaHSFootball.com as a senior... Played mostly as a free safety at Royal Palm Beach High School but also saw time at cornerback, wide receiver and cornerback... Ranked No. 21 on the area recruiting board by The Palm Beach Post... Led the Wildcats to an 8-3 record as a senior... Selected to Team Florida for the annual Florida vs. Georgia All-Star Game, intercepting a pass early in the fourth quarter, which resulted in his team's go-ahead touchdown... Also picked to the Palm Beach County-Treasure Coast High School All-Star Game, helping the National team to a 28-21 victory... As a junior, had 19 receptions for 304 yards and three touchdowns while notching 60 tackles and making eight interceptions... Helped PBHS to playoffs as a sophomore, blocking seven kicks on special teams.

**PERSONAL:** Full name is Jimmy Roger Moreland Jr.... Son of Jimmy Sr. and Yvonne Moreland... Majoring in sport recreation and management.



## Moreland Statistics

TACKLES	G	UA	A	Total	TFL	Yds	PD	FF	FR	Blkd	QBH
2014	13	29	18	47	2.0	4	15	0	2	5	0
2016	15	24	13	37	0.0	0	11	0	1	0	0
2017	15	44	24	68	2.5	7	22	0	2	0	0
<b>TOTAL</b>	<b>43</b>	<b>97</b>	<b>55</b>	<b>152</b>	<b>4.5</b>	<b>11</b>	<b>48</b>	<b>0</b>	<b>5</b>	<b>5</b>	<b>0</b>

INTERCEPTIONS	G	No.	Yds	TD	Lg	Avg/R	Avg/G
2014	13	3	81	2	43	27.0	6.2
2016	15	2	-2	0	7	-1.0	-0.1
2017	15	8	67	1	38	8.4	4.5
<b>TOTAL</b>	<b>43</b>	<b>13</b>	<b>146</b>	<b>3</b>	<b>43</b>	<b>11.2</b>	<b>3.4</b>



## Jawon Hamilton

**7** R-So. — RB — 5-9 — 190  
Miami, Fla.  
South Dade (UCF)

**PRIOR TO JMU:** Transferred to JMU after spending two seasons at UCF, where he was part of the undefeated Knights team that went 13-0 and won the Peach Bowl in 2017... Played in all 13 games as a freshman and received a medical redshirt after being injured in the second game of his sophomore season... Appeared in 15 games, making 11 starts at running back... Had 139 carries for 495 yards and four touchdowns as a freshman in 2016... Rushed 12 times for 56 yards and a score as a sophomore... Also caught 17 passes for 73 receiving yards as a freshman... Season-high 81 rushing yards and a touchdown at Cincinnati in 2016... Had four games over 50 rushing yards as a freshman.

**HIGH SCHOOL:** No. 100 on the Orlando Sentinel 2016 Florida Top 100 List... Miami Herald All-Dade Class 8A-6A First Team... 2015 Tournament of Champions South Florida Player of the Year... Florida 8A First Team All-State... Helped lead South Dade to 2015 FHSAA Class 8A regional championship game... Rushed for 1,259 yards and 16 touchdowns on 131 carries, averaging 9.6 yards per attempt... Dual-sport athlete who also ran track.

**PERSONAL:** Full name is Jawon Deonte Hamilton... Son of Demetress Hamilton and Tanesha Toft... Has two brothers and two sisters... Majoring in sport and recreation management.



## Wayne Davis

**8** R-So. — S — 6-0 — 186  
Norfolk, Va.  
Lake Taylor (Ohio State)

**PRIOR TO JMU:** Transferred to JMU after spending two years at Ohio State... Redshirted true freshman season in 2016 and appeared in two games as a redshirt freshman in 2017... 2016 OSU Scholar-Athlete... 2017 Academic All-Big Ten Team.

**HIGH SCHOOL:** Virginia Gatorade Player of the Year... Associated Press Player of the Year... VHSL 4A First Team All-State defensive back as a sophomore, junior and senior and First Team wide receiver as a senior... Tidewater Player of the Year as a senior... Three-time First Team All-Region and All-Conference... Had 43 tackles and seven interceptions, five of which he returned for touchdowns, as a senior... Had 41 receptions for 731 yards and six touchdowns... Helped Lake Taylor to 2014 4A state title and a berth in the 2015 title game... Honor roll student all four years.

**PERSONAL:** Full name is Wayne Sidney Davis... Majoring in sociology.



## Reggie Brown

**9** Fr. — WR — 6-1 — 176  
Lakeland, Fla.  
Kathleen

**HIGH SCHOOL:** Invited to play in the Best of Florida All-Star Game as a senior... Most Outstanding WR Award as a junior... Earned Offensive Player of the Week honors as a junior and senior... Helped Kathleen to playoffs as a sophomore... Dual-sport athlete who also played basketball... Honor Roll student.

**PERSONAL:** Full name is Reginald Latroy Brown... Son of Donta and Ozepera Scurles... Has two brothers and three sisters.



## Jake O'Donnell

**10** Fr. — QB — 6-4 — 166  
Tampa, Fla.  
Sickles

**HIGH SCHOOL:** Played senior season at Sickles after playing first three years at Jesuit... Two-year member of the US National Team, competing at the 2018 World Championships in Mexico City... Competed in the Developmental Games as a junior and senior... Helped Jesuit to Florida 5A state

semifinals as a junior... Dual-sport athlete who also competed for the track & field program.

**PERSONAL:** Full name is Jacob Anthony O'Donnell... Son of Kevin and Julie O'Donnell... Has a sister, Camden... Majoring in international business.



## Riley Stapleton

**10** R-Jr. — WR — 6-5 — 229  
Indiana, Pa.  
Indiana

**2017 AS A REDSHIRT SOPHOMORE:** Played in 13 games, making eight starts at wide receiver... Had 42 receptions for 615 yards and a team-best five touchdowns... Ranked ninth in CAA in yards per catch (14.6)... Recorded two 100-yard receiving games — both in the FCS playoffs... Scored three of

five touchdowns during the FCS playoffs... Had a career-high eight receptions for 189 yards and a touchdown in FCS quarterfinals against Weber State (Dec. 8)... His 189 yards with the second-most receiving yards in JMU single-game history, setting a JMU postseason record... Had seven receptions for 107 yards against North Dakota State (Jan. 6) in the NCAA Division I Football Championship game... Caught a career-long 40-yard touchdown late in the fourth quarter to help JMU tie the game against Weber State... Had five catches for 70 yards and two scores in FCS semifinals against South Dakota State (Dec. 16)... Also contributed eight catches for 64 yards and first two career touchdowns versus ETSU (Sept. 9)... Also had 63 receiving yards against Maine (Sept. 23) and 62 yards in FCS Second Round versus Stony Brook (Dec. 2)... Tallied three or more catches in seven games... Had three catches of at least 30 yards... JMU Athletic Director's Scholar-Athlete (Fall 2017).

**2016 AS A REDSHIRT FRESHMAN:** Played in 11 games, primarily on special teams... Dean's List (Spring 2017).

**2015 AS A FRESHMAN:** Redshirted to retain a year of eligibility.

**HIGH SCHOOL:** Pennsylvania Writers' First Team Class AAA All-State as a senior... First Team All-WesternPAFootball.net Big School... WPIAL All-Greater Allegheny Conference... Had 69 receptions for 1,104 yards and 11 touchdowns as a senior to lead the Indians to a playoff berth... Helped Indiana to the playoffs as a junior after making 50 catches for 702 yards... Also played basketball, scoring more than 1,000 points after averaging 14.2 points and 6.4 rebounds as a senior and 14.0 points and 5.8 rebounds as a junior.

**PERSONAL:** Full name is Riley Douglas Stapleton... Majoring in communication studies.

## Stapleton Statistics

RECEIVING	G	Rec	Yds	TD	Lg	Rec/G	Avg/C	Avg/G
2017	13	42	615	5	40	3.2	14.6	47.3



## Bryce Maginley

11

Jr. — LB — 6-2 — 228  
Charlotte, N.C.  
Ardrey Kell

**2017 AS A SOPHOMORE:** Played in all 15 games, making 12 starts at linebacker... Had 25 total tackles (12 solo), to go with 2.0 tackles for loss, one forced fumble and a blocked punt... Career-high six tackles at Elon (Nov. 18)... Also had five stops against North Dakota State (Jan. 6) in the NCAA Division

I Football Championship game... Forced a fumble on the opening drive in the FCS semifinals against South Dakota State (Dec. 16)... Recorded 1.0 tackle for loss at William & Mary (Oct. 21)... Blocked a punt for a safety against Norfolk State (Sept. 16)... Tallied three or more tackles in four games.

**2016 AS A FRESHMAN:** Played in all 15 games, primarily on special teams... Had 12 total tackles (7 solo), to go with one forced fumble and a punt return for a touchdown... Returned a blocked punt 20 yards for his first career touchdown in FCS quarterfinals against Sam Houston State (Dec. 9)... Season-high five tackles and a forced fumble versus Rhode Island (Oct. 29)... Had two tackles at Richmond (Nov. 5) and against SHSU.

**HIGH SCHOOL:** South Meck 8 Offensive Player of the Year as a junior... First Team All-South Meck 8 Conference as a junior... Helped Ardrey Kell to the second round of the North Carolina 4AA playoffs as a junior and senior.

**PERSONAL:** Full name is Bryce Kendel Maginley... Majoring in computer science.

### Maginley Statistics

TACKLES	G	UA	A	Total	TFL	Yds	PD	FF	FR	Blkd	QBH
2016	15	7	5	12	0.0	0	0	1	0	0	0
2017	15	12	13	25	2.0	2	0	1	0	1	0
<b>TOTAL</b>	<b>30</b>	<b>19</b>	<b>18</b>	<b>37</b>	<b>2.0</b>	<b>2</b>	<b>0</b>	<b>2</b>	<b>0</b>	<b>1</b>	<b>0</b>



## Jack Sroba

11

R-Fr. — CB — 5-10 — 179  
Richmond, Va.  
Collegiate School

**2018 AS A REDSHIRT FRESHMAN:** Joined the team during spring drills.

**HIGH SCHOOL:** VISAA Division I All-State punt returner as a senior... Helped Collegiate to state championship as a senior... Dual-sport athlete who also won a state championship with the baseball

team.

**PERSONAL:** Full name is Joseph John Sroba... Son of Joe and Maitland Sroba... Has two sisters... His father played football and baseball at Virginia... His sister, Jennie, played soccer at JMU and continues to play professionally in Australia... Majoring in marketing.



## Cole Johnson

12

Jr. — QB — 6-5 — 211  
Virginia Beach, Va.  
Cox

**2017 AS A SOPHOMORE:** Played in six games... Served as No. 2 quarterback... Completed 14-of-24 pass attempts for 141 yards and a touchdown, with one interception... Also rushed seven times for 25 yards, including a career-long 16-yard run against Norfolk State (Sept. 16)... Was 7-of-10 for 99 yards

against NSU, which including a 47-yard touchdown pass... Also passed for 23 yards at William & Mary (Oct. 21) and 13 yards at Rhode Island (Nov. 4).

**2016 AS A FRESHMAN:** Played in four games, making one start... Served as No. 2 quarterback... CAA Rookie of the Week (Nov. 21)... Honorable Mention for STATS FCS National Rookie of the Week (Nov. 21)... Completed 17-of-28 pass attempts

for 317 yards and two touchdowns, with two interceptions... Also rushed nine times for 50 yards... Was 12-of-13 for 274 yards and two touchdowns in first career start against Elon (Nov. 19)... First career touchdown pass came on 70-yard throw to Domo Taylor in first quarter of Elon game... Made collegiate debut at Villanova (Nov. 12), passing for 43 yards... Season-long 14-yard rush in FCS quarterfinals against Sam Houston State (Dec. 9)... Named JMU's Rookie of the Year... CAA Football Academic All-Conference Team.

**HIGH SCHOOL:** First Team All-Conference 1 as a senior and Second Team as a junior... First Team All-757 as a senior and All-Junior Team as a junior... Led the Falcons to the second round of the VHSL 6A playoffs as a junior and senior... Cox's all-time leader in total touchdowns, passing touchdowns and passing yards... Dual-sport athlete who also played basketball... Named all-conference and team MVP while captaining Cox's basketball team for two years... Named to Principal's List all four years of high school.

**PERSONAL:** Full name is Cameron Colter Johnson... Son of Andy and Melissa Johnson... Has a brother, Critt, and a sister, Gracie... Majoring in accounting.

### Johnson Statistics

PASSING	G	Cmp	Att	Int	Yds	TD	Lg	Pct	Avg/P	Avg/G
2016	4	17	28	2	317	2	70	60.7	11.3	79.3
2017	6	14	23	1	141	1	47	60.9	6.1	23.5
<b>TOTAL</b>	<b>10</b>	<b>31</b>	<b>51</b>	<b>3</b>	<b>458</b>	<b>3</b>	<b>70</b>	<b>60.8</b>	<b>9.0</b>	<b>45.8</b>



## Ezra Archie

13

So. — WR — 6-0 — 189  
Camden, N.J.  
Timber Creek Regional

**2017 AS A FRESHMAN:** Played in 12 games, making three starts at wide receiver... CAA Rookie of the Week (Sept. 25)... Had 16 receptions for 121 yards and a touchdown... Had a season-best eight catches for 90 yards and his first career touchdown against Maine (Sept. 23)... Had a season-long catch

of 31 yards in the Maine game... Caught three passes for 18 yards in his first career game against Norfolk State (Sept. 16).

**HIGH SCHOOL:** NJ.com First Team All-State wide receiver as a senior... NJ.com First Team All-Group 4 as a senior... Led Timber Creek to back-to-back South Jersey Group 4 titles in 2015 and 2016... Caught 74 passes for 1,285 yards and 20 touchdowns as a senior... His 20 touchdown catches were second-most in South Jersey history.

**PERSONAL:** Full name is Ezra Zylon Archie... Undecided on major.

### Archie Statistics

RECEIVING	G	Rec	Yds	TD	Lg	Rec/G	Avg/C	Avg/G
2017	12	16	121	1	31	1.3	7.6	10.1



## Jamari Currence

14

Fr. — CB — 5-10 — 165  
Rock Hill, S.C.  
South Pointe

**HIGH SCHOOL:** 4A All-Region as a senior... All-Area as a junior and senior... Led South Pointe to four state championships... Had seven interceptions as a junior... Principal Scholar all four years, holding 4.0 GPA or higher... Graduating early to enroll at JMU in January 2018.

**PERSONAL:** Full name is Jamari Iontae Currence... Son of Dennis and Davida Currence... Has a brother, J'zavien, and sister, l'Ari... Majoring in psychology.





## Alec Kurek

**14** R-So. — QB — 6-3 — 200  
Yorktown, Va.  
Tabb

**2018 AS A REDSHIRT SOPHOMORE:** Joined the football team during spring practice.

**HIGH SCHOOL:** All-757 Honorable Mention as a junior... First Team All-Conference quarterback as a junior... Received Achievement Award for Academic Honors in 2015... Academic Achievement Award in highest honors in 2014.

**PERSONAL:** Son of Richard and Sandi Kurek... Has a sister, Madison... Majoring in computer information systems.



## Paris Black

**15** R-Jr. — DL — 6-3 — 254  
Fayetteville, N.C.  
Terry Sanford (Wake Forest)

**2018 AS A REDSHIRT JUNIOR:** Joined the JMU football team during Spring practice.

**PRIOR TO JMU:** Transferred to JMU after spending three years at Wake Forest... Redshirted true freshman season before playing 22 games over the next two seasons... Had 13 tackles (nine solo), 1.0 sack, one fumble recovery and a blocked kick.

**HIGH SCHOOL:** First Team All-State as a senior... First Team All-Region as a senior... First Team All-Cape Fear Conference as a senior... Selected to the USA U-19 team... Recorded 146 tackles, 18.0 tackles for loss, four forced fumbles and an interception as a senior... Team captain as a sophomore, junior and senior.

**PERSONAL:** Full name is Paris L. Black... Son of Louis Black and Cardelia Rawls... Majoring in political science.



## Gage Moloney

**15** R-Fr. — QB — 6-2 — 225  
Rock Hill, S.C.  
Northwestern

**2017 AS A FRESHMAN:** Redshirted to retain a year of eligibility... Dean's List (Fall 2017).

**HIGH SCHOOL:** 2016 South Carolina Mr. Football award winner... Charlotte Observer First Team All-Observer selection as a junior... Combined to throw for over 6,700 yards and 71 touchdowns in his career... Passed for 2,740 yards and

24 touchdowns as a senior... Led Northwestern to Class 4A Division II state championship in 2015... Produced six total touchdowns in state title game... Also led Trojans to playoff appearance in 2016.

**PERSONAL:** Full name is Gage Michael Moloney... Son of Krista Moloney... Majoring in biology.



## Jesse Layne

**16** R-Fr. — TE — 6-3 — 223  
Broadway, Va.  
Broadway

**2017 AS A FRESHMAN:** Redshirted to retain a year of eligibility.

**HIGH SCHOOL:** All-Valley District quarterback as a senior and utility as a junior... All-Conference 29 quarterback as a senior... Part of Broadway's Valley District championship team as a sophomore... Passed for 1,500 yards and 10 touchdowns as a

senior and 833 yards and six touchdowns as a junior... Rushed for 313 yards and four touchdowns as a senior and 277 yards and four scores as a junior... Dual-sport athlete who also played basketball... Was named Second Team All-Conference and All-District... WHSV Student-Athlete of the Week.

**PERSONAL:** Full name is Jesse Lee Layne... Son of Aaron and Darla Turner... His brother, Zach Lantz, was video coordinator for JMU football for the 2015 and 2016 seasons... Majoring in geographic science.



## Que Reid

**16** Fr. — S — 6-0 — 191  
Concord, N.C.  
Jay M. Robinson

**HIGH SCHOOL:** South Piedmont Conference Defensive Player of the Year as a senior... Independent Tribune Defensive Player of the Year as a senior... All-Conference as a senior... Team's Defensive Player of the Year as a senior... Helped Robinson to 12-3 record in 2017, advancing to the

3A state semifinals... Advanced to second round of 3AA playoffs as a sophomore and junior... Conference champion as a senior... Recorded 108 tackles, 6.0 tackles for loss, three forced fumbles, two fumble recoveries, seven interceptions and nine pass breakups as a senior... Despite injury as a junior, rushed for 341 yards and five touchdowns, to go with 94 receiving yards and two scores... Ran for over 1,000 yards as a sophomore... Honor roll.

**PERSONAL:** Full name is Enquiren "Que" Lamont Reid... Son of Lamont Reid and Torie Chapmon... His father played football at NC State... Majoring in management.



## Kyndel Dean

**17** R-Fr. — WR — 6-2 — 170  
Winston-Salem, N.C.  
Parkland

**2017 AS A FRESHMAN:** Redshirted to retain a year of eligibility.

**HIGH SCHOOL:** Helped Parkland to NCHSAA 4A playoffs in 2016... Dual-sport athlete who also starred in basketball and track... Central Piedmont Conference Sprinter of the Year as a junior... Part of the International Baccalaureate program at Parkland... Honor roll student.

**PERSONAL:** Full name is Kyndel Deon Montgomery Dean... Majoring in kinesiology.




## Gionni Terrell

**17** Fr. — CB — 5-10 — 158  
Woodbridge, Va.  
Forest Park

**HIGH SCHOOL:** All-Conference wide receiver and defensive back as a junior and senior at Forest Park... Was an All-Conference receiver, defensive back and returner as a sophomore at Buena High School in Arizona... Was an All-State, All-Region and All-Conference athlete as a freshman at Silver

Valley High School in California... Dual-sport athlete who was an all-state sprinter and long jumper in track & field.

**PERSONAL:** Full name is Gionni Kyree Devonte Terrell... Son of Kareem and Teiko Terrell... Has two sisters... His father is a Captain in the United States Army... Majoring in finance.



## Hunter Etheridge

**18** R-Sr. — QB/H — 6-3 — 207  
Clayton, N.C.  
Woodberry Forest [Va.]

**2017 AS A REDSHIRT JUNIOR:** Played in all 15 games, serving as a reserve quarterback and team's primary holder... Completed 1-of-1 pass attempts for 8 yards... Had one rush for a one-yard touchdown against Norfolk State (Sept. 16)... No bad holds on field goal or PATs this season... JMU

nominee for NCAA Elite 90 Award at NCAA Division I National Championship Game... JMU Athletic Director's Scholar-Athlete (Fall 2017)... President's List (Fall 2017).

**2016 AS REDSHIRT SOPHOMORE:** Played in three games... Completed 3-of-5 pass attempts for 54 yards and a touchdown... Was a perfect 3-of-3 for 54 yards and a touchdown against Elon (Nov. 19)... Career-long 28-yard completion for his first career touchdown versus Elon... Also rushed two times for 11 yards in season opener against Morehead State (Sept. 3)... JMU nominee for NCAA Elite 90 Award at NCAA Division I National Championship Game... CAA Football Academic All-Conference Team... President's List (Spring 2017).

**2015 AS A REDSHIRT FRESHMAN:** Played in three games... Completed all four pass attempts for 23 yards... Was 2-for-2 for eight yards versus Morehead State (Sept. 5)... Passed 2-for-2 for 15 yards (long 9) against Lehigh (Sept. 12)... CAA Football Academic All-Conference Team... JMU Athletic Director's Scholar-Athlete (Fall 2015)... Dean's List (Spring 2016).

**2014 AS A FRESHMAN:** Redshirted to retain a year of eligibility... CAA Football Academic All-Conference Team... Received Doug West Memorial Award at JMU Football Awards Banquet, which is presented to a JMU scout-team member for effort and dedication.

**HIGH SCHOOL:** Led his squad to an 8-1 record, the Prep League championship and No. 10 overall ranking in Virginia his senior year... Also played basketball and ran indoor and outdoor track... Finished sixth in the state private school meet in the high jump and ninth in the 55-meter hurdles... Spent his first three years at Clayton (N.C.) High School.

**PERSONAL:** Full name is Hunter Bryce Etheridge... Son of Rick and Wendy Etheridge... His father Rick played linebacker at NC State (1978-81) and helped the Wolfpack to the 1979 ACC Championship... Twin brother Ryan also plays football at JMU... Majoring in kinesiology.



## Tabb Patrick

**18** R-So. — LB — 6-1 — 212  
Mechanicsville, Va.  
Hanover

**2017 AS A REDSHIRT FRESHMAN:** Played in seven games, primarily on special teams... Made two solo tackles... Recorded first career tackle at ECU (Sept. 2)... Also had a solo stop against Norfolk State (Sept. 16).

**2016 AS A FRESHMAN:** Redshirted to retain a year of eligibility.

**HIGH SCHOOL:** VHSL 4A First Team All-State utility as a junior... First Team All-North Region utility as a junior and Second Team linebacker as a senior... First Team All-Conference 20 linebacker as a senior, Second Team as a junior and Honorable Mention as a sophomore... First Team All-Conference utility as a junior... Helped Hanover to regional championships as a freshman and senior... Dual-sport athlete who also played baseball. Part of the Hawks' 2016 4A state, region and conference championship baseball team... Honor roll student all four years... National Honor Society and Beta Club member.

**PERSONAL:** Full name is Tabb David Patrick... Son of David Patrick and Phyllis Carpenter... Has two brothers, Mac and Griffin, and two sisters, Madison and Chelsea... His brother, Mac, also plays football at JMU... Majoring in political science.

### Patrick Statistics

TACKLES	G	UA	A	Total	TFL	Yds	PD	FF	FR	Blkd	QBH
2017	7	2	0	2	0.0	0	0	0	0	0	0



## Patrick Bentley

**19** So. — QB — 6-3 — 232  
Gainesville, Va.  
Patriot (Alderson Broaddus)

**PRIOR TO JMU:** Transferred to JMU after spending one season at Division II Alderson-Broaddus... Started three games at quarterback, going 33-of-68 for 572 yards and three touchdowns... Was 17-of-28 for 344 yards and two touchdowns in collegiate debut against Hillsdale... Also threw for 167 yards and a score at Kentucky Wesleyan and had 61 yards at Findlay... Had 28 rushes for 95 yards and a touchdown... Rushed for 59 yards at Findlay and added 31 yards and a TD at Kentucky Wesleyan.

**HIGH SCHOOL:** Two-year starter at Patriot... Cedar Run Offensive Player of the Year as a senior... First Team All-Conference as a senior and Second Team as a junior... Helped Patriot to VHSL 6A playoffs as a senior... Invited to the 2016 U.S. Army All-America Combine in San Antonio, Texas... Dual-sport athlete who also played basketball.

**PERSONAL:** Full name is Patrick Michael Bentley... Son of Michael and Patricia Bentley... Has one brother and two sisters... His father played basketball at UNC Pembroke... Both parents are retired from the Military... Majoring in management.



## Devin Ravenel

**19** Fr. — WR — 6-0 — 160  
Stafford, Va.  
North Stafford

**HIGH SCHOOL:** VHSL 5A Second Team All-Region as a senior... First Team All-Commonwealth District Conference as a senior... All-Area as a senior... Helped North Stafford to 9-4 record in 2017 with a berth in 5A state semifinals... Dual-sport athlete who also played basketball and track & field... Finished third in the 4x100 at the state track meet.

**PERSONAL:** Full name is Devin Michael Ravenel... Son of Harry and Ana Ravenel... Has two brothers, Brandon and Eddie... His father played football at West Virginia State... His brother, Brandon, was a First Team All-CAA receiver for JMU (2013-16) who was part of JMU's 2016 national championship team... His cousin, Evan Ravenel, played basketball at Ohio State... Another cousin, Justin Ravenel, currently plays basketball at Florida A&M... Majoring in engineering.



## Diamonte Tucker-Dorsey

**20** R-Fr. — LB — 5-10 — 213  
Norfolk, Va.  
Lake Taylor

**2017 AS A FRESHMAN:** Redshirted to retain a year of eligibility.

**HIGH SCHOOL:** VHSL 4A First Team All-State linebacker as a senior and Second Team as a junior... 4A First Team All-Region as a junior and senior... Conference 17 Player of the Year and Defensive Player of the Year as a senior... First Team All-Conference 17 as a junior and senior... First Team All-757 as a senior... First Team All-Tidewater... Finalist for Tidewater Player of the Year... Helped Lake Taylor to VHSL 4A state title game in 2015 and quarterfinals in 2016... Finished senior season with 122 tackles, 7.0 sacks, two interceptions while scoring 14 touchdowns on offense.

**PERSONAL:** Full name is Diamonte R. Tucker-Dorsey... Son of Tonya Tucker... Has four brothers, Tyrique, Terion, Quinsean and Dre', and two sisters, Destini and Gabby... Majoring in justice studies.





## Adam Smith

21

Jr. — S — 6-1 — 188  
Charlotte, N.C.  
Hough

**2017 AS A SOPHOMORE:** Played in 14 games, primarily on special teams... Had five total tackles (2 solo)... Had two tackles at Delaware (Sept. 30) while tallying one tackle in three separate games.

**2016 AS A FRESHMAN:** Played in all 15 games, primarily on special teams... Had 10 total tackles (4 solo), to go with one blocked punt... Blocked a punt, which was returned for a touchdown by Bryce Maginley, in the FCS quarterfinals against Sam Houston State (Dec. 9)... Had a season-high two tackles in three games, which included two solo stops versus Elon (Nov. 19)... CAA Football Academic All-Conference Team.

**HIGH SCHOOL:** First Team All-Mecka 4A Conference as a senior... Led Huskies in interceptions as a senior... Helped Hough to quarterfinals of North Carolina 4AA playoffs as a junior and senior... Part of Hough's 2015 Mecka 4A Conference championship team which went 11-2... Dual-sport athlete who also ran track, setting school record in 200-meter dash.

**PERSONAL:** Full name is Adam Mitchell Smith... Son of Sidney and Gretchen Smith... Has a brother, Joshua, and sister, Lauren... Majoring in engineering.

### Smith Statistics

TACKLES	G	UA	A	Total	TFL	Yds	PD	FF	FR	Blkd	QBH
2016	15	4	6	10	0.0	0	0	0	0	1	0
2017	14	10	10	20	2.0	2	0	1	0	1	0
<b>TOTAL</b>	<b>29</b>	<b>17</b>	<b>15</b>	<b>32</b>	<b>2.0</b>	<b>2</b>	<b>0</b>	<b>2</b>	<b>0</b>	<b>1</b>	<b>0</b>



## Eric Kirlew

22

R-So. — RB — 5-11 — 192  
Reston, Va.  
South Lakes

**2017 AS A REDSHIRT FRESHMAN:** Played in one game, making collegiate debut at William & Mary (Oct. 21)... Had three carries for 10 yards, including a long rush of four yards.

**2016 AS A FRESHMAN:** Redshirted to retain a year of eligibility.

**HIGH SCHOOL:** Second Team All-Region as a senior... First Team All-Liberty Conference as a senior and Second Team as a junior... Helped Seahawks to 9-3 record and a berth in the second round of the 2015 VHSL 6A playoffs... Dual-sport athlete who was track & field athlete... Named All-State for triple jump and long jump... Honor roll student.

**PERSONAL:** Full name is Eric Nathaniel Kirlew... Son of Leon Kirlew and Vita Russotto... Has a brother Gerard... Majoring in kinesiology.



## Rashad Robinson

22

Sr. — CB — 5-11 — 183  
Richmond, Va.  
Hermitage

**2018 AS A SENIOR:** STATS FCS Buck Buchanan Award Preseason Watch List... STATS FCS First Team Preseason All-American... Athlon Sports First Team Preseason All-American... HERO Sports First Team Preseason All-American... CAA Preseason Defensive Player of the Year... Preseason All-CAA.

**2017 AS A JUNIOR:** Played in all 15 games, making eight starts at cornerback... AFCA FCS First Team All-American... Associated Press FCS Second Team All-American... STATS FCS Third Team All-American... HERO Sports FCS Third Team All-American... First Team All-CAA Cornerback... VaSID First Team All-State... CAA Defensive Player of the Week (Oct. 30)... Had 51 total tackles (38 solo), to go with 2.5 tackles for loss, 1.5 sacks, one forced fumble, seven interceptions, one defensive touchdown, nine pass breakups and two quarterback hurries... Ranked third nationally and in the CAA in interceptions... Tied for fourth in JMU single-season history in picks and third in interception yards (145)... Also ranks third in the CAA in passes defended (16)... Returned an interception 82 yards for a touchdown against New Hampshire (Oct. 28), marking the third-longest interception return in school history... Career-high two interceptions in FBS-win at ECU (Sept. 2)... Had a 63-yard interception return at William & Mary (Oct. 21)... Career-high 12 tackles (9 solo) and 1.0 sack in FCS Semifinals against South Dakota State (Dec. 16)... Also had eight tackles and a half sack against Richmond (Nov. 11)... Had three or more tackles in nine games.

**2016 AS A SOPHOMORE:** Started 11 games at cornerback... Had 36 total tackles (24 solo), to go with 0.5 tackle for loss, two interceptions and four pass breakups... Season-high eight tackles at New Hampshire (Oct. 15)... Produced four solo tackles in five separate games... Produced at least three tackles in seven games... Recorded first interception at Maine (Sept. 24) with a 28-yard return... Intercepted another pass the following week against Delaware (Oct. 1)... Two pass breakups at Villanova (Nov. 12).

**2015 AS A FRESHMAN:** Played in all 12 games, making one start... CAA Special Teams Player of the Week (Sept. 14)... ECAC FCS Rookie of the Week (Sept. 15)... Had 16 total tackles (15 solo), to go with one interception, three fumble recoveries, one forced fumble, two pass breakups and one blocked kick... Ranked fourth nationally and led the CAA in fumble recoveries... Scored first career touchdown on a 34-yard fumble recovery off a failed punt attempt against Lehigh (Sept. 12)... Recovered an onside kick in the Lehigh win, the first successful recovery by any CAA player in 2015... Produced first collegiate interception in opener versus Morehead State (Sept. 5)... Season-high three tackles in three separate games, at Elon (Oct. 17), at William & Mary (Oct. 31) and against Villanova (Nov. 21)... Recorded a tackle in eight games... CAA Football Academic All-Conference Team.

**HIGH SCHOOL:** Shifting to cornerback at JMU... Ranked in the state's top 100 recruits by the Roanoke Times... Second Team All-5A South Region as a senior... First Team All-Conference 11... Two-year starting quarterback at Hermitage, passing for 664 yards and rushing for 503 yards in eight games due to an injury as a senior... Led Panthers to the VHSL state quarterfinals in 2014... Helped Hermitage to a 9-3 record and a state playoff berth in 2013... Chose JMU over offers from Army and Nevada.

**PERSONAL:** Full name is Glynn Rashad Robinson... Majoring in kinesiology.

### Robinson Statistics

TACKLES	G	UA	A	Total	TFL	Yds	PD	FF	FR	Blkd	QBH
2015	12	15	1	16	0.0	0	3	1	3	1	0
2016	11	24	12	36	0.5	1	6	0	0	0	0
2017	15	38	13	51	2.5	20	16	1	0	0	2
<b>TOTAL</b>	<b>38</b>	<b>77</b>	<b>26</b>	<b>103</b>	<b>3.0</b>	<b>21</b>	<b>25</b>	<b>2</b>	<b>3</b>	<b>1</b>	<b>2</b>
INTERCEPTIONS	G	No.	Yds	TD	Lg	Avg/R	Avg/G				
2015	12	1	0	0	0	0.0	0.0				
2016	11	2	28	0	28	14.0	2.5				
2017	15	7	145	1	82	20.7	9.7				
<b>TOTAL</b>	<b>38</b>	<b>10</b>	<b>173</b>	<b>1</b>	<b>82</b>	<b>17.3</b>	<b>4.6</b>				



## Charles Tutt

**23** R-Jr. — CB — 5-10 — 184  
Clifton, Va.  
Centreville

**2017 AS A JUNIOR:** Missed entire season due to a preseason knee injury... Redshirted to retain a year of eligibility.

**2016 AS A SOPHOMORE:** Played in all 15 games, making one start... Had 32 total tackles (21 solo), to go with four pass breakups, three fumble recoveries and one forced fumble... Also returned to kickoffs for 46 yards, including a long of 28... Ranked third nationally and tied for first in the CAA in fumble recoveries... Career-high six tackles against Central Connecticut (Sept. 10)... Had four tackles versus Morehead State (Sept. 3) and in the FCS quarterfinals against Sam Houston State (Dec. 9)... Produced three tackles at Maine (Sept. 24) and in the NCAA Division I National Championship game versus Youngstown State (Jan. 7)... Tallied one forced fumble and one fumble recovery at North Carolina (Sept. 17)... Also recovered a fumble for a six-yard touchdown at New Hampshire (Oct. 15) and recovered another loose ball versus SHSU... Tallied at least one tackle in 12 of 15 outings.

**2015 AS A FRESHMAN:** Played in eight games before missing the final four due to injury... Recognized on Watch List for CFPA FCS Kick Returner of the Year Award... CAA Special Teams Player of the Week (Oct. 12)... Had 16 total tackles (10 solo), to go with three pass breakups, one blocked kick and a kickoff return for a touchdown... Scored first career touchdown on a 92-yard kickoff return at Towson (Oct. 10)... Blocked a punt in home win against Stony Brook (Oct. 3)... Season-high five tackles versus Richmond (Oct. 24)... Had four tackles (all solo) and two pass breakups at Elon (Oct. 17)... Recorded at least one tackle in seven games... Accrued 153 kick return yards on three attempts at Towson... Had a 40-yard kickoff return against Richmond.

**HIGH SCHOOL:** Rated as a 2-star recruit by Rivals.com and ESPN and ranked in the state's top 100 recruits by the Roanoke Times... VHSL First Team Group 6A All-State as a junior and senior... VirginiaPreps.com All-State as a senior... VHSL All-North Region as a junior... First Team CentrevilleIndependent.com All-Conference as a senior... Washington Post Second Team All-Met as a junior and senior... VirginiaPreps.com All-Northern Region and All-Concorde District pick as a sophomore... Had 29 receptions for 650 yards and eight touchdowns as a senior and 36 catches for 861 yards and 13 scores, as well as four interceptions as a junior... Helped Centreville to a 12-3 record, a No. 4 ranking in the state and a berth in the 2014 state championship game... Had four catches for 101 yards and two touchdowns, along with four tackles in the state title game his senior year... Also helped CHS win the 2013 state title... Was a high school teammate of JMU defensive lineman Jordan Brooks.

**PERSONAL:** Full name is Charles Nokomas Tutt Jr.... Majoring in sport and recreation management.

Tutt Statistics											
TACKLES	G	UA	A	Total	TFL	Yds	PD	FF	FR	Blkd	QBH
2015	8	10	6	16	0.0	0	3	0	0	1	0
2016	15	21	11	32	0.0	0	4	1	3	0	0
<b>TOTAL</b>	<b>23</b>	<b>31</b>	<b>17</b>	<b>48</b>	<b>0.0</b>	<b>0</b>	<b>7</b>	<b>1</b>	<b>3</b>	<b>1</b>	<b>0</b>
KICK RETURNS	G	No.	Yds	TD	Lg	Avg/R	Avg/G				
2015	8	7	271	1	92	38.7	33.9				
2016	15	2	46	0	28	23.0	3.1				
<b>TOTAL</b>	<b>23</b>	<b>9</b>	<b>317</b>	<b>1</b>	<b>92</b>	<b>25.2</b>	<b>13.8</b>				



## D'Angelo Amos

**24** R-So. — S — 6-1 — 180  
Richmond, Va.  
Meadowbrook (West Point Prep)

**2018 AS A REDSHIRT SOPHOMORE:** STATS FCS Second Team Preseason All-American... HERO Sports Third Team Preseason All-American... Preseason All-CAA.

**2017 AS A REDSHIRT FRESHMAN:** Played in all 15 games, primarily on special teams... Was team's primary punt returner for FCS Playoffs... CAA Special Teams Player of the Week (Nov. 20)... Had 18 punt returns for 284 yards and a touchdown... Averaged 15.8 yards per return... Also had 14 total tackles (9 solo), to go with one block... Ranked second nationally and led the CAA in punt-return average... Blocked a punt and returned it for a touchdown at Elon (Nov. 18)... Season-long

49-yard punt return in FCS Second Round against Stony Brook (Dec. 2)... Had four returns for 87 yards against North Dakota State (Jan. 6) in NCAA Division I Football Championship... Produced returns of 37 and 33 yards in title game... Had punt returns of 25 and 27 yards against Norfolk State (Sept. 16)... Also had a 24-yard punt return in FCS Quarterfinals versus Weber State (Dec. 8)... Had a season-best two tackles in four games, which included two solo stops in two of them.

**2016 AS A FRESHMAN:** Redshirted to retain a year of eligibility... Named Doug West Special Teams Scout Team MVP.

**PRIOR TO JMU:** Played one season at West Point Prep, retaining all years of eligibility... Made four interceptions during 2015 season.

**HIGH SCHOOL:** All-Central Region utility player as a senior... Earned three varsity letters... Tri-sport athlete who also ran track and played basketball... All-State in 4x100 relay and All-Region long jumper... Captained Meadowbrook's basketball team... Distinguished honor roll all four years... National Honor Society member... Richmond's Student-Athlete of the Year... Earned math and health academic cords and recipient of the Marine Athlete Award.

**PERSONAL:** Full name is D'Angelo Ramero Amos... Son of Rena Amos... Has four brothers and five sisters, including his twin sister, D'Asia... His brother, DaShaun, is a defensive back for East Carolina (2012-16)... Majoring in sport and recreation management.

### Amos Statistics

PUNT RETURNS	G	No.	Yds	TD	Lg	Avg/R	Avg/G
2017	15	18	284	1	49	15.8	18.9



## Jack Chenault

**24** Fr. — WR — 5-11 — 177  
Mechanicsville, Va.  
Hanover

**HIGH SCHOOL:** All-Region as a sophomore... All-Conference as a sophomore and senior... Helped Hanover reach the VHSL state quarterfinals as a sophomore... Dual-sport athlete who also played baseball... Named All-State, All-Region and All-Conference his junior baseball season... Part of HHS's state title baseball team as a sophomore and

runner-up as a junior... Member of the National Beta Club and National Honor Society.

**PERSONAL:** Full name is Jack Douglas Chenault... Son of Rodney and Kelly Chenault... Has a sister, Courtney... His father played football at Richmond... Majoring in sport and recreating management.



## Cardon Johnson

**25** Gr. — RB — 5-9 — 200  
Newport News, Va.  
Warwick

**2017 AS A REDSHIRT SENIOR:** Started first three games at running back before suffering a season-ending Achilles injury... Received a medical hardship waiver for a sixth season... CAA Offensive Player of the Week (Sept. 4)... CFPA FCS National Performer of the Week (Sept. 4)... Had 37 carries for 347 yards and three touchdowns... Averaged

9.4 yards per carry and 115.7 yards per game... Also had three receptions for 19 yards... Rushed for a career-high 265 yards and two touchdowns in just 17 carries (15.6 avg.) at ECU (Sept. 2)... Career-long 85-yard touchdown, as well as an 80-yard score in ECU win... Also had 57 rushing yards against Norfolk State (Sept. 16)... Added a rushing touchdown versus ETSU (Sept. 9)... Preseason Watch List for CFPA FCS National Performer of the Year.

**2016 AS A REDSHIRT JUNIOR:** Played in nine games before an Achilles injury sidelined him for the remainder of the season... Had 114 rushes for 704 yards and eight touchdowns... Ranked tied for eighth in the CAA in rushing scores and 10th in rushing yards... Also produced two receptions for 76 yards and a touchdown... Had three 100-yard rushing games... Had a season-high 121 rushing yards and two touchdowns against Central Connecticut (Sept. 10)... Opened season with 104 rushing yards and two touchdowns versus Morehead State (Sept. 3)... Ran for 110 yards and a score at Maine (Sept. 24)... Scored two touchdowns versus Rhode Island (Oct. 29)... Also had 93 yards against Delaware (Oct. 1) and 90 and a touchdown versus William & Mary (Oct. 8)... Had a career-long 68-yard reception for a touchdown at North Carolina (Sept. 17)... Recognized on Preseason Watch List for CFPA FCS National Performer of the Year.



# 2018 JMU Players

**2015 AS A REDSHIRT SOPHOMORE:** Played in all 12 games, making 11 starts... Second Team All-CAA Running Back... Recognized on Watch List for CFPA FCS All-Purpose Performer of the Year Award... Had 161 rushes for 1,037 yards and 10 touchdowns... Also produced 17 receptions for 195 yards and two scores... Ranked sixth nationally with 6.44 yards per carry, while also ranking 37th in rushing yards per game (86.4), 38th in rushing touchdowns and 45th in all-purpose yards (113.58)... Also ranked third in CAA in yards per rush, fourth in rushing yards per game, seventh in all-purpose yards and ninth in scoring (6.0 ppg)... Rushed for a season-high 165 yards and two touchdowns at Elon (Oct. 17), which included a season-long 80-yard run... Had four 100-yard rushing games this season... Ran for 134 yards against Albany (Sept. 19) and at William & Mary (Oct. 31) and 123 yards in the opener versus Morehead State (Sept. 5)... Career-best three total touchdowns against Lehigh (Sept. 12), with two rushing scores and another receiving... Rushed for at least 70 yards in eight games... Had two catches for 50 yards, including a season-best 45-yard reception versus Albany... Recorded three receptions on two occasions... Also Provided help on special teams, with eight kick returns for 131 yards... CAA Football Academic All-Conference Team... Received Hess-Green Award.

**2014 AS A REDSHIRT FRESHMAN:** Did not play after suffering a season-ending injury during Spring 2014 drills.

**2013 AS A FRESHMAN:** Redshirted to retain a year of eligibility.

**HIGH SCHOOL:** A 2013 graduate of Warwick... Limited to 415 rushing yards his senior year due to injury... Earned First Team-All-757 and All-District as a junior after rushing for 1,134 yards and 12 touchdowns... Had 1,235 rushing yards and 15 scores his sophomore year, garnering Second Team All-District accolades... Also was a member of the 4x100-meter district champion relay team... Named to the A-B Honor Roll.

**PERSONAL:** Full name is Cardon Lee Johnson... Son of Donald and Carlene Johnson... Both parents ran track at Norfolk State... Graduated with a degree in sport and recreation management... Enrolled in adult special continuing education.

## Johnson Statistics

RUSHING	G	Att	Yds	TD	Lg	Avg/C	Avg/G	
2015	12	161	1037	10	80	6.4	86.4	
2016	9	114	704	8	52	6.2	78.2	
2017	3	37	347	3	85	9.4	115.7	
TOTAL	24	312	2088	21	85	6.7	87.0	
RECEIVING	G	Rec	Yds	TD	Lg	Rec/G	Avg/C	Avg/G
2015	12	17	195	2	45	1.4	11.5	16.3
2016	9	2	76	1	68	0.2	38.0	8.4
2017	3	3	19	0	10	1.0	6.3	6.3
TOTAL	24	22	290	3	68	0.9	13.2	12.1



## Curtis Oliver

Sr. — CB — 5-11 — 183  
Paramus, N.J.  
Paramus Catholic

26

**2017 AS A JUNIOR:** Played in 13 games, making 12 starts at cornerback... Had 52 total tackles (33 solo), to go with 2.5 tackles for loss, 1.0 sack, one interception, seven pass breakups and a quarterback hurry... Career-high 12 tackles (6 solo) against Maine... Recorded his lone interception in FCS Second Round against Stony Brook (Dec. 2)... Had

two pass breakups in three games... Tallied six tackles and a sack against Richmond (Nov. 11)... Had three or more tackles in 11 outings.

**2016 AS A SOPHOMORE:** Played in all 15 games, making two starts... Had 39 total tackles (29 solo), to go with 4.5 tackles for loss, 2.5 sacks, two interceptions, seven pass breakups and three quarterback hurries... Season-high nine tackles at New Hampshire and career-best 1.5 sacks at New Hampshire (Oct. 15)... Produced six tackles, a tackle for loss and an interception in NCAA Division I National Championship game versus Youngstown State (Jan. 7)... Had 1.0 sack against William & Mary (Oct. 8) and a tackle for loss in FCS quarterfinals versus Sam Houston State (Dec. 9)... Intercepted first pass of the season against SHSU while also tallying a career-high three pass breakups... Recorded three or more tackles in eight games and had at least one stop in 13 of 15 outings.

**2015 AS A FRESHMAN:** Played in all 12 games, making seven starts... Had 53 total tackles (38 solo), to go with 0.5 tackle for loss, one interception, five pass breakups and one quarterback hurry... Produced first career interception versus Lehigh (Sept. 12)... Season-high 11 tackles (seven solo) against Stony Brook (Oct. 3)... Made seven tackles twice, against Albany (Sept. 19) and Richmond (Oct. 24)... Had at least three tackles in nine games and five or more in six outings... Season-high two pass breakups against Albany.

**HIGH SCHOOL:** Named Third Team All-Bergen as a senior... Had 84 tackles, 16 passes defended, four interceptions and one fumble recovery as a senior... Helped Paladins go 10-2 and rank second in the state of New Jersey... Posted 28 tackles and three interceptions, one of which he returned for a touchdown, as a junior... Helped Paramus Catholic finish 10-2 and a win in the 2013 Non-Public Group 4 State Championship.

**PERSONAL:** Full name is Curtis Lamark Oliver Jr.... Majoring in sport and recreation management.

## Oliver Statistics

TACKLES	G	UA	A	Total	TFL	Yds	PD	FF	FR	Blkd	QBH
2015	12	38	15	53	0.5	2	6	0	0	0	1
2016	15	29	10	39	4.5	33	9	0	0	0	3
2017	13	33	19	52	2.5	15	8	0	0	0	1
TOTAL	40	100	44	144	7.5	50	23	0	0	0	5
INTERCEPTIONS	G	No.	Yds	TD	Lg	Avg/R	Avg/G				
2015	12	1	0	0	0	0.0	0.0				
2016	15	2	8	0	9	4.0	0.5				
2017	13	1	0	0	0	0.0	0.0				
TOTAL	40	4	8	0	9	2.0	0.2				



## Taurus Carroll

So. — CB — 6-0 — 168  
Fredericksburg, Va.  
Benedictine College Prep

27


**2017 AS A FRESHMAN:** Played in 12 games, primarily on special teams... Had five solo tackles, to go with one pass breakup... Had two tackles against Norfolk State (Sept. 16)... Tallied first career pass breakup against New Hampshire (Oct. 28).

**HIGH SCHOOL:** VISAA Division I Second Team All-State wide receiver... Second Team All-Central Virginia defensive back as a junior... All-Prep League First Team as a junior and senior... Won 2015 state championship with the Cadets... Helped Benedictine to 2016 state championship game, where he had three receptions for 108 yards, including a 92-yard touchdown catch... Had 22 catches for 537 yards as a senior.

**PERSONAL:** Full name is Taurus Amon Carroll... Son of Taurus and Felicia Carroll... Has a brother, Rodney, and sister, Lynae... Brother, Rodney, played football at Akron and Fairmont State... Majoring in kinesiology.

## Carroll Statistics

TACKLES	G	UA	A	Total	TFL	Yds	PD	FF	FR	Blkd	QBH
2017	12	5	0	5	0.0	0	1	0	0	0	0



## Grant Westbrook

Sr. — S — 5-9 — 182  
Leesburg, Va.  
Heritage (East Coast Prep)

28

**2017 AS A JUNIOR:** Played in 14 games, primarily on special teams... Had one tackle at William & Mary (Oct. 21).

**2016 AS A SOPHOMORE:** Played in all 15 games, primarily on special teams... Had three total tackles (2 solo), to go with 1.0 tackle for loss and one forced fumble... Recorded 1.0 tackle for loss and first career forced fumble in FCS quarterfinals against Sam Houston State (Dec. 9)... Also had a tackle versus Morehead State (Sept. 3) and Central Connecticut (Sept. 10).

**2015 AS A FRESHMAN:** Played in seven games, primarily on special teams... Made one tackle against Lehigh (Sept. 12).

**PRIOR TO JMU:** Enrolled at East Coast Prep, a one semester post-graduate program in Barrington, Mass., for the Fall 2014 semester... Started in all nine games... Had 24 tackles, to go with three tackles for loss, one forced fumble, one interception and five pass breakups... Also served on the kickoff and return teams... Received "Best in Weight Room" award for excelling during team training.

**HIGH SCHOOL:** Played in the defensive backfield and at running back at Heritage... Named to the All-Conference 21 Team as a senior and was an honorable mention selection as a junior... Was a high school teammate of cornerback Justin Bethea.

**PERSONAL:** Full name is Grant Michael Westbrook... Son of Michael and Angela Westbrook... Has siblings Mitchell and Ellie... Majoring in kinesiology.



## Darrell Bryant Jr.

29

Fr. — S — 5-11 — 185  
Hampton, Va.  
Phoebus

**HIGH SCHOOL:** VHSL 3A All-State safety and tight end as a senior... Peninsula District Defensive Player of the Year as a senior... All-Conference as a senior and honorable mention as a junior... Helped Phoebus go undefeated during the regular season, reaching the second round of the 2017 3A

playoffs... Honor roll student.

**PERSONAL:** Full name is Darrell Lamont Bryant Jr... Son of Darrell Bryant Sr. and Stephanie Coleman... Has five siblings with three brothers and two sisters... Majoring in sport and recreation management.



## Marcus Marshall

29

Sr. — RB — 5-10 — 200  
Raleigh, N.C.  
Millbrook (Georgia Tech)

**2018 AS A SENIOR:** HERO Sports Third Team Preseason All-American... Preseason All-CAA.

**2017 AS A JUNIOR:** Played in 14 games, making four starts at running back... VaSID First Team All-State... Had 143 carries for 850 yards and a team-best 11 touchdowns... Also had 12

receptions for 58 yards, including a long of 16 yards... Served as team's primary kick returner, with 16 returns for 360 yards (22.5 avg.)... Led the league in rushing touchdowns... Ranked third in the CAA in both yards per carry and rushing average (60.7), sixth in total offense per play (5.9), eighth in all-purpose yards (90.6) and 10th in scoring (4.7)... Was also seventh in kick-return average... Tallied three 100-yard games, including a career-high 203 yards and two touchdowns in FCS Semifinals versus South Dakota State (Dec. 16)... Had touchdown runs of 65 yards and a career-long 87 yards in the semifinal... Averaged 13.5 yards per carry on 15 rushes in SDSU game... Ran 14 times for 128 yards (8.6 avg.) and two scores in FCS Quarterfinals against Weber State (Dec. 8)... Had 135 rushing yards against Maine (Sept. 23)... Ran for 64 yards and two touchdowns against both Norfolk State (Sept. 16) and at William & Mary (Oct. 21)... Rushed for 88 yards and a score in first game for JMU at ECU (Sept. 22)... First touchdown as a JMU Dukes was from 70 yards out... Also had a touchdown versus Richmond (Nov. 11) and against North Dakota State (Jan. 6) in NCAA Division I Football Championship game... Season-long kick return of 38 yards against SDSU.

**PRIOR TO JMU:** Transferred to JMU after spending two seasons at Georgia Tech, where he led the Yellow Jackets in rushing during both seasons... Played in 22 career games at GT, making nine starts at B-back... Rushed for 1,278 yards and eight touchdowns... Ran for 624 yards and four touchdowns as a sophomore, averaging 6.5 yards per carry... Tallied 143 yards and a touchdown at Virginia Tech and 127 yards and a score versus Virginia... Had a Georgia Tech-long, 67-yard rushing touchdown in UVa win... Also tallied three catches for 92 yards, which included a career-long 81-yard touchdown reception versus Vanderbilt... Tallied 654 rushing yards and four touchdowns as a freshman, averaging 7.6 yards per rush... GT-high 184 yards and two touchdowns on eight carries against Alcorn State... Accrued touchdown rushes of 49 yards and 64 yards in that game... Also ran for 159 yards and two scores against Pittsburgh to earn ACC Rookie of the Week honors.

**HIGH SCHOOL:** Named Conference Offensive MVP as a senior... All-Raleigh Metro and All-Conference as a senior... Academic All-Conference as a senior... Graduated high school with a 4.3 GPA... Ranks third on Millbrook's career rushing list with 3,165 yards... Set single-season rushing record with 2,198 rushing yards and 31 touchdowns as a senior... Set single-season record for points (186) and single-game record for rushing yards (350)... Shares school record for points in a game (30) with his brother Keith, who played at Georgia... Scored all 12 of Millbrook's touchdowns in 2014 state playoffs.

**PERSONAL:** Full name is Marcus DeShawn Marshall... Son of former JMU running back Warren Marshall, who is a 2013 JMU Hall of Famer and all-time leading rusher (4,168)... Majoring in management.

### Marshall Statistics

RUSHING	G	Att	Yds	TD	Lg	Avg/C	Avg/G	
2017	14	143	850	11	87	5.9	60.7	
RECEIVING	G	Rec	Yds	TD	Lg	Rec/G	Avg/C	Avg/G
2017	14	12	58	0	16	0.9	4.8	4.1



## Wesley McCormick

30

So. — CB — 5-11 — 190  
Germantown, Md.  
Northwest

**2017 AS A FRESHMAN:** Played in all 15 games, primarily on special teams... Had 16 total tackles (12 solo), to go with one pass breakup... Season-high three tackles in FCS Second Round against Stony Brook (Dec. 2)... Also had four games with two tackles and tallied two solo stops in four outings... Had first career pass breakup at Rhode Island (Nov. 4).

**HIGH SCHOOL:** Honorable Mention All-Metro as a senior... All-County defensive back as a senior... Participant in the Maryland Crab Bowl... Maryland Team Big 33 selection... Helped Northwest to state semifinals as a junior... Dual-sport athlete who is a state champion in both indoor and outdoor track... Honor roll student.

**PERSONAL:** Full name is Wesley D'Amani McCormick... Son of William McCormick and Patricia Jefferson... Majoring in communication studies.

### McCormick Statistics

TACKLES	G	UA	A	Total	TFL	Yds	PD	FF	FR	Blkd	QBH
2017	15	12	4	16	0.0	0	1	0	0	0	0



## Percy Agyei-Obese

31

So. — RB — 5-11 — 202  
Frederick, Md.  
Oakdale

**2017 AS A FRESHMAN:** Played in 10 games... Had 48 carries for 273 yards and a touchdown... Averaged 5.7 yards per rush... Also had six tackles (4 solo) and a forced fumble on special teams... Had 16 carries for 103 yards and a touchdown in first career game against Norfolk State (Sept. 16)...

Also rushed 10 times for 95 yards at Rhode Island (Nov. 4)... Had a season-long rush of 40 yards at URI... Had two tackles twice and forced a fumble on a kickoff in FCS Quarterfinals against Weber State (Dec. 8).

**HIGH SCHOOL:** High School: MPSSAA 3A Second Team All-State as a junior and senior... All-Central Maryland Conference as a junior and senior... All-Area as a junior and senior... All-County as a sophomore, junior and senior... Named MVP of Baltimore Touchdown Club East-West All-Star Game... Set Oakdale career records for rushing yards, sacks and blocked punts... Broke school single-season records for rushing yards, touchdowns and blocked punts... Dual-sport athlete who was a three-time state track & field champion... Part of Oakdale's first playoff team in 2014 and first playoff win in 2016.

**PERSONAL:** Full name is Percy Kofi Agyei-Obese... Son of Percy and Vida Agyei-Obese... Has two sisters, Verna and Vonda... Majoring in management.

### Agyei-Obese Statistics

RUSHING	G	Att	Yds	TD	Lg	Avg/C	Avg/G				
2017	9	48	273	1	40	5.7	30.3				
TACKLES	G	UA	A	Total	TFL	Yds	PD	FF	FR	Blkd	QBH
2017	9	4	2	6	0.0	0	0	1	0	0	0





## KeShaun Moore

**31** R-Fr. — LB — 6-2 — 244  
Suffolk, Va.  
Nansemond-Suffolk Academy

**2017 AS A FRESHMAN:** Redshirted to retain a year of eligibility.

**HIGH SCHOOL:** VISAA Division II First Team All-State linebacker as a senior... VISAA Division III First Team All-State as a junior... Tidewater Conference Player of the Year as a senior... First Team All-Tidewater Conference as a senior and Second Team as a junior... Helped Nansemond-Suffolk to 2015 Division III state championship with a 9-3 record... Selected to the 2016 I-64 Bowl.

**PERSONAL:** Full name is KeShaun Lance Moore... Majoring in health sciences.



## MJ Hampton

**32** So. — S — 6-0 — 181  
Fredericksburg, Va.  
Stafford

**2017 AS A FRESHMAN:** Played in 11 games, primarily on special teams.

**HIGH SCHOOL:** VHSL 5A Second Team All-State as a senior... 5A First Team All-Region as a senior and Second Team as a junior... First Team

All-Conference 15 defensive back as a junior and senior and Second Team as a freshman and sophomore... Second Team All-Conference running back as a senior... First Team All-Area as a senior, Second Team as a junior and Honorable Mention as a freshman... Second Team All-Nova as a senior... Defensive MVP in Senior All-Star Game... All-Underclassman defensive athlete... Dual-sport athlete who was an all-conference and all-area outfielder for Stafford's baseball team... Ranks in top 30% of his senior class.

**PERSONAL:** Full name is Mondell David Hampton Jr.... Son of Mondell Hampton and Karrie Lee... Has three sisters, Deanna, Moesha and Taylor... His father played football at Mercyhurst... Majoring in psychology.



## Sam Kidd

**33** R-Fr. — S — 6-1 — 199  
Reston, Va.  
James Madison

**2017 AS A FRESHMAN:** Redshirted to retain a year of eligibility... Doug West Scout Team Defensive MVP.

**HIGH SCHOOL:** VHSL 6A First Team All-State as a senior... Honorable Mention All-Metro as a senior... All-Region as a senior... Liberty Conference Defensive Player of the Year as a senior... First Team All-Liberty Conference as a junior and senior and Second Team as a sophomore... Helped JMHS to an 11-2 record and state quarterfinals appearance as a senior... Also made playoffs his junior season... Dual-sport athlete who also played basketball... Helped WarHawks win both the conference and region championships while being named to the All-Region Tournament Team.

**PERSONAL:** Full name is Patrick Samuel Kidd... Son of Dave and Alease Kidd... Has a brother, Max... His mother played basketball at Elon... His grandfather played football at LSU... Majoring in communication studies.



## Chris Chukwuneke

**34** Fr. — S — 5-11 — 177  
Edison, N.J.  
St. John Vianney (The Peddie School)

**PRIOR TO JMU:** Spent one season in prep school at The Peddie School... All-Mid Atlantic Prep League in 2017... Gained 1,400 all-purpose yards with 19 touchdowns, as well as forcing two fumbles.

**HIGH SCHOOL:** Third Team All-State as a senior... First Team All-Shore as a junior and senior... Rushed for 1,300 yards and 15 touchdowns as a senior.

**PERSONAL:** Full name is Chiekwugo Christopher Chukwuneke... Son of Douglas McCormick and Florence Chukwuneke... Has four older brothers... Brother Chiebuka is a defensive back at Division II's Findlay... Majoring in political science.



## Jakoby Johnson

**35** Fr. — RB — 5-9 — 200  
Jacksonville, N.C.  
Southwest Onslow

**HIGH SCHOOL:** All-Conference as a junior and senior... Rushed for over 1,000 yards in both his junior and senior seasons... Team MVP as a senior... Helped Stallions reach fourth round of the 2A state playoffs in 2017 and second round

in 2016... Dual-sport athlete who also played basketball and competed in track & field.

**PERSONAL:** Full name is Jakoby Jaque Johnson... Son of Gregory and Lanell Johnson... Has two brothers and one sister... Majoring in kinesiology.



## Willie Drew

**35** Fr. — DB — 6-0 — 184  
Smithfield, Va.  
Smithfield

**HIGH SCHOOL:** VHSL 4A First Team All-Region defensive back and all-purpose as a senior and Second Team quarterback... Ironclad Conference 19 Offensive Player of the Year as a junior... First Team All-Conference quarterback and Second Team

defensive back as a junior... Two-time Smithfield High School Player of the Year... Earned Offensive and Defensive Player of the Week honors during junior season... Accounted for more than 2,600 yards of offense and 31 touchdowns, as well as a team-best six interceptions, as a junior... Guided Smithfield to 4A playoffs as a senior, going 9-3... Helped Razorbacks to 8-3 record as a junior and 6-5 mark as a sophomore... Dual-sport athlete who also ran track... Honor roll student.

**PERSONAL:** Full name is Willie Robert Drew... Son of Willie and Remond Drew... Has four brothers, RayShawn, Tyrell, Montrell and Michael, and a sister, Alantiss... Majoring in sport and recreation management.



## Robert Carter Jr.

36

R-Sr. — LB — 6-0 — 190  
Baltimore, Md.  
Long Reach

**2017 AS A REDSHIRT JUNIOR:** Played in eight games, primarily on special teams... Had eight tackles (5 solo)... Made two stops against ETSU (Sept. 9) and in the FCS Quarterfinals against Weber State (Dec. 8)... Preseason All-CAA.

**2016 AS A REDSHIRT SOPHOMORE:** Played in 15 games, primarily on kickoff coverage... Had 15 total tackles (10 solo)... Recorded two tackles in six games, including a pair of solo stops at Villanova (Nov. 12), in the FCS Second Round versus New Hampshire (Dec. 3) in the FCS quarterfinals against Sam Houston State (Dec. 9) and in the NCAA Division I National Championship game versus Youngstown State (Jan. 7)... Recovered a blocked punt in the first quarter of the national title game. One of two recipients of the Challance McMillin Special Teams Player of the Year.

**2015 AS A REDSHIRT FRESHMAN:** Did not see any action.

**PRIOR TO JMU:** Attended Florida A&M as a true freshman as a member of the track & field team... Will have four years of football eligibility at JMU.

**HIGH SCHOOL:** Two-time All-County First Team honoree... Named a 2014 Baltimore Touchdown Club All-Star as a member of the BTC Metro team... Also ran track at Long Reach, winning the national championship in the 60-meter hurdles and 800-meter relay at the Emerging Elite New Balance Championships... Won state titles in the 100-meter hurdles and 300-meter hurdles... Named 2014 Gatorade Maryland Track Athlete of the Year... Member of the National Honor Society... Honor roll student.

**PERSONAL:** Full name is Robert Lee Carter, Jr.... Son of Robert Sr., and Deneen Carter... Has two siblings, Ron'Dell and Ryan... His brother, Ron'Dell is on the defensive line at JMU... Majoring in sociology.

### Carter Statistics

TACKLES	G	UA	A	Total	TFL	Yds	PD	FF	FR	Blkd	QBH
2016	15	10	5	15	0.0	0	0	0	0	0	0
2017	8	5	3	8	0.0	0	0	0	0	0	0
<b>TOTAL</b>	<b>23</b>	<b>15</b>	<b>8</b>	<b>23</b>	<b>0.0</b>	<b>0</b>	<b>0</b>	<b>0</b>	<b>0</b>	<b>0</b>	<b>0</b>



## Clayton Cheatham

37

So. — TE — 6-3 — 231  
Mechanicsville, Va.  
Hanover

**2017 AS A REDSHIRT JUNIOR:** Played in all 15 games, making one start at tight end... Had eight receptions for 137 yards and four touchdowns... Averaged 17.1 yards per catch... Also had five total tackles (2 solo) on special teams... Had two catches for a season-high 57 yards and a touchdown

against Villanova (Oct. 14)... First career catch was a 47-yard touchdown against Norfolk State (Sept. 16)... Also had a 34-yard reception in Villanova game... Caught touchdowns in three straight weeks, adding scores at William & Mary (Oct. 21) and against New Hampshire (Oct. 28)... Season-high three tackles vs. NSU.

**HIGH SCHOOL:** VHSL 4A Second Team All-State as a sophomore and senior... 4A First Team All-East Region as a sophomore and senior... Conference 20 Offensive Player of the Year as a sophomore... First Team All-Conference 20 as a freshman, sophomore and senior... Returned from injury as a junior to lead Hanover to the 4A state quarterfinals in 2015... Also led the Hawks to the second round of the 2013 and 2014 playoffs... Dual-sport athlete who was also an all-conference lacrosse player... Honor roll student.

**PERSONAL:** Full name is Clayton Thomas Cheatham... Son of Deane and Cindy Cheatham... Has a brother, Deane, and sister, Caroline... Brother, Deane, was a former all-conference tight end for JMU (2011-15)... Majoring in sport and recreation management.

### Cheatham Statistics

RECEIVING	G	Rec	Yds	TD	Lg	Rec/G	Avg/C	Avg/G
2017	15	8	137	4	47	0.5	17.1	9.1



## Mike Cobbs

38

R-Jr. — S — 6-2 — 201  
Alexandria, Va.  
Hayfield

**2017 AS A REDSHIRT SOPHOMORE:** Played in all 15 games, making one start at linebacker... Had 10 total tackles (7 solo)... Career-high four tackles at ECU (Sept. 2)... Also had two stops at Rhode Island (Nov. 4) and against North Dakota State (Jan. 6) in NCAA Division I Football Championship.

**2016 AS A SOPHOMORE:** Redshirted to retain a year of eligibility.

**2015 AS A FRESHMAN:** Played in eight games, primarily on special teams... Had six total tackles (two solo)... Made two tackles against both Morehead State (Sept. 5) and Lehigh (Sept. 12).

**HIGH SCHOOL:** First Team All-6A North as a senior... First Team All-Conference 6 selection... Played both safety and wide receiver at Hayfield... Part of Hayfield's 2014 National District title team... Helped HHS win back-to-back Battle of the Birds Trophies in 2013 and 2014... Was a high school teammate of JMU offensive lineman Johari Frazier... Member of the A-B Honor Roll his senior year.

**PERSONAL:** Full name is Michael Anthony Cobbs... Son of Robert and Lauren Cobbs... Has siblings Brian and Christina... Father Robert played football at Penn State (1982-86), winning national titles in '82 and '86, and played two seasons in the NFL with the New England Patriots (1986-87)... Majoring in media arts and design.

### Cobbs Statistics

TACKLES	G	UA	A	Total	TFL	Yds	PD	FF	FR	Blkd	QBH
2015	8	2	4	6	0.0	0	0	0	0	0	0
2017	15	7	3	10	0.0	0	0	0	0	0	0
<b>TOTAL</b>	<b>23</b>	<b>9</b>	<b>7</b>	<b>16</b>	<b>0.0</b>	<b>0</b>	<b>0</b>	<b>0</b>	<b>0</b>	<b>0</b>	<b>0</b>



## Reggie McNeill

40

Fr. — DB — 6-0 — 175  
Winston-Salem, N.C.  
Atkins

**HIGH SCHOOL:** All-Western Piedmont Conference cornerback and receiver as a senior... Three-year starter at Atkins... Dual-sport athlete who also lettered for the baseball team... Honor roll student.

**PERSONAL:** Full name is Reginald Lloyd McNeill... Son of Reginald Sr. and Deborah Washington-McNeill... Has a sister, McKinley... His sister is a sprinter for the UNC track & field team... His father played at ECU... Nephew of former ECU head coach and current Oklahoma assistant head coach Ruffin McNeill... Majoring in psychology.



## Camden Wise

40

Fr. — K — 6-0 — 159  
Blacksburg, Va.  
Blacksburg

**HIGH SCHOOL:** VHSL 3A First Team All-State as a junior... 3A First Team All-Region as a junior and 4A Second Team as a senior... First Team All-River Ridge District as a junior and senior... Second Team All-Timesland defensive back as a junior... Part of Blacksburg 3A state championship

as a junior and helped Bruins to third round of 4A playoffs as a senior... Dual-sport athlete who also played baseball... Honor roll student.

**PERSONAL:** Full name is Camden Lane Wise... Son of Chris and Barbara Wise... Has a brother, Carson... His father played football at Newberry College... His brother is a kicker at NC State... Majoring in sport and recreation management.





## Rakeem Davis

41

Fr. — WR — 5-8 — 159  
Charlottesville, Va.  
Charlottesville

**HIGH SCHOOL:** First Team All-Central Virginia kick returner as a senior... First Team All-Jefferson District kick returner as a senior... Second Team All-District all-purpose as a senior... Second Team All-District defensive all-purpose as a sophomore and junior... Averaged 18.0 per return as a senior with two kickoffs for a touchdown... Also tallied

eight more touchdowns, with six rushing and two receiving... Helped Charlottesville to 4A playoffs as a freshman, junior and senior, which included a second-round berth in 2016.

**PERSONAL:** Full name is Rakeem Martell Davis... Son of Russell and Katrina Hunter... Has two brothers, Rashard and Brian... Has a sister, Nakiah... Older brother Rashard was a standout receiver for JMU (2013-16), winning All-America honors in JMU's 2016 national championship season and winning Super Bowl LII with the Eagles... Majoring in sport and recreation management.



## Michael Johnson

42

R-Fr. — CB — 6-0 — 194  
Glen Allen, Va.  
Deep Run

**2017 AS A FRESHMAN:** Redshirted to retain a year of eligibility.

**HIGH SCHOOL:** All-Conference as a senior... Helped Deep Run to 5A playoffs in 2016... Made 72 tackles with one interception as a senior... Had 500 receiving yards and 377 return yards as a senior... Team captain... Three-year starter for the

Wildcats... Dual-sport athlete who also played baseball at DRHS... Was captain for the baseball team... Honor roll student.

**PERSONAL:** Full name is Michael Anthony Johnson... Son of Mike and Vicki Johnson... Has a brother, Matthew... His cousin, Reon Dawson, played corner at Michigan... Majoring in communication studies.



## Solomon Vanhorne

42

Fr. — RB — 5-8 — 168  
Alpharetta, Ga.  
Milton

**HIGH SCHOOL:** Georgia 7A First Team All-Region as a senior and Honorable Mention as a junior... Rushed for 1,540 yards with 14 touchdowns as a senior... Also threw one passing touchdown... Ran for 666 yards and five touchdowns and gained more than 1,000 all-purpose yards... Dual-sport athlete who also set school record in the 100 and 200

meter dashes for Milton's track and field team.

**PERSONAL:** Full name is Solomon Jeffries Vanhorne... Son of Sean and Juilee Vanhorne... Has a sister, Sydne... Father played college football at Howard and spent seven years in the NFL (6th round pick — 1990) with the Detroit Lions, San Diego Chargers and Minnesota Vikings... Majoring in sport and recreation management.



## Garrett Groulx

43

R-Fr. — DL — 6-3 — 260  
Davidson, N.C.  
Davidson Day

**2017 AS A FRESHMAN:** Redshirted to retain a year of eligibility.

**HIGH SCHOOL:** Four-year starter at Davidson Day... NCISAA Division I First Team All-State defensive lineman as a junior and Second Team as a sophomore... Nominee for Defensive Player of the Year at 2015 Charlotte Football Awards...

Missed senior season due to injury, but ranked in top 22 of Lake Norman Citizen

football poll... Adidas Freshman All-American... Helped Patriots to 2013 and 2015 NCISAA state championships and was runner-up in 2014... Dual-sport athlete who also played lacrosse and ran track & field... Four-time Headmaster's List.

**PERSONAL:** Full name is Garrett Steven Groulx... Son of Steven and Kathy Groulx... Has two brothers, Nolan and Liam, and sister, Sydney. Father, Steven, played football at Central Michigan... Majoring in management.



## Hayden Mann


44

Fr. — S — 6-4 — 197  
Mebane, N.C.  
Eastern Alamance

**HIGH SCHOOL:** North Carolina 3A All-Region as a junior and senior... Conference Player of the Year as a senior... First Team All-Conference as a junior and senior... Helped Eastern Alamance to the second round of the NC state playoffs in 2016 and 2017... Dual-sport athlete who was an All-Region and All-Conference basketball player... Academic

All-Conference all four years of high school.

**PERSONAL:** Full name is Hayden Thompson Mann... Son of Derek Mann and Kristen Thompson Riley... Has three brothers... His brother, Jordan, played basketball at Ferrum... His brother, Jacob, plays soccer at Hampden-Sydney... Undecided on major.



## Tyler Gray

45

Sr. — K — 6-0 — 173  
Winchester, Va.  
Millbrook

**2017 AS A JUNIOR:** Played in seven games, serving as the team's kicker and kickoff specialist before a hip injury sidelined him the rest of the season... Was 28-for-29 on point after attempts and 9-for-11 on field goal attempts... Tied program and career record with three field goals against Villanova (Oct. 14)... Also hit two field goals at Delaware (Sept. 30) and at William & Mary (Oct. 21)... Hit a career-long 48-yard field goal at Delaware... Also converted a 42-yard field goal at W&M... Hit eight extra points against Norfolk State (Sept. 16) and seven versus ETSU (Sept. 9)... Averaged 61.7 yards on 45 kickoff attempts... JMU Athletic Director's Scholar-Athlete (Fall 2017).

**2016 AS A SOPHOMORE:** Played in all 15 games, serving as the team's kicker and kickoff specialist... Was 90-for-92 on point after attempts and 14-for-21 on field goal attempts... Set JMU single-season scoring record by a kicker with 132 points, which ranked second by any player in school history... Ranked sixth nationally (2nd CAA) in scoring per game (8.8)... Ranked fourth in the CAA in point responsibility (132) and eighth in point responsibility per game (8.8)... Set single-season record for PATs made and attempted, going 12-for-12 versus Rhode Island (Oct. 29)... Made two field goals in five games... Hit a season-long 45-yard field goal, which would be the eventual game-winning points in FCS semifinals at No. 1 North Dakota State (Dec. 16)... Made at least one field goal in nine games... Averaged 61.5 yards on 123 kickoff attempts.

**2015 AS A FRESHMAN:** Played in all 12 games, serving as the team's kickoff specialist... Converted 4-for-4 extra points... Had 88 kickoffs for 5,364 yards, averaging 61 .0 yards per kick... Only had one kickoff go out of bounds... Also made two solo tackles on kickoff coverage... CAA Football Academic All-Conference Team.

**HIGH SCHOOL:** Millbrook's starting kicker for three seasons from 2012-14... VirginiaPreps.com and Rivals 4A First Team All-State as a senior... Second Team All-State Conference 4A as a senior... First Team All-Region 4A North kicker as a senior and Second Team as a junior... First Team All-Northwestern District kicker as a sophomore, junior and senior, as well as First Team punter as a senior... First Team All-Conference 21 kicker as a junior and senior, as well as Second Team punter as a senior... Winchester Star First Team All-Area kicker as a sophomore and senior and First Team punter as a senior... GameDayMagazine.com Top Performer for Week 1 of 2012 season... TV3 Winchester Endzone Player of the Week for Week 4 of 2012 season... Set Millbrook career record for field goals made (18), while breaking single-season records in 2012 for field goals (8), extra points (36) and total points by a kicker (60)... Kicked a Millbrook-record 46-yard field goal against Handley in 2012... Dual-sport athlete who also played three seasons as a defender on Millbrook's soccer team... Member of the National Honor Society... Honor Roll student all four years.

**PERSONAL:** Full name is Tyler Matthew Gray... Son of Scott and Stacey Gray... Has a sister Morgan... Father Scott played baseball at Shenandoah University (1991-94)... Majoring in sport and recreation management.

## Gray Statistics

SCORING	G	TD	Rush	Rcv	Retn	PAT	2PAT	FG	Total	Avg/G
2015	12	0	0	0	0	4	0	0	4	0.3
2016	15	0	0	0	0	90	0	14	132	8.8
2017	7	0	0	0	0	28	0	9	55	7.9
<b>TOTAL</b>	<b>34</b>	<b>0</b>	<b>0</b>	<b>0</b>	<b>0</b>	<b>122</b>	<b>0</b>	<b>23</b>	<b>191</b>	<b>5.6</b>

FIELD GOALS	G	Att	Made	Lg	Pct
2015	12	2	0	0	0.0
2016	15	21	14	45	66.7
2017	7	11	9	48	81.8
<b>TOTAL</b>	<b>34</b>	<b>34</b>	<b>23</b>	<b>48</b>	<b>67.7</b>



## Darrious Carter

**47** R-Sr. — DL — 6-5 — 229  
Indiana, Pa.  
Indiana Senior (Virginia)

**2018 AS A REDSHIRT SENIOR:** Preseason All-CAA.

**2017 AS A REDSHIRT JUNIOR:** Started all 15 games at defensive line... Third Team All-CAA Defensive Lineman... Had 54 total tackles (33 solo), to go with 14.0 tackles for loss, 8.5 sacks, three forced

fumbles, two fumble recoveries, one pass breakup and eight quarterback hurries... Ranked third in the CAA in both forced fumbles and tackles for loss and tied for fourth in sacks... Career-high eight tackles (six solo), as well as 2.0 tackles for loss and a sack in NCAA Division I Championship game against North Dakota State (Jan. 6)... Tallied six tackles at ECU (Sept. 2) and against Maine (Sept. 23)... Had a career-best 2.5 tackles for loss against ETSU (Sept. 9)... Career highs of 2.0 sacks and two forced fumbles in FCS Semifinals against South Dakota State (Dec. 16)... Had a full sack in five games... Had five stops three times and at least three tackles in 11 outings.

**2016 AS A REDSHIRT SOPHOMORE:** Played in all 15 games, making nine starts on the defensive line... Had 15 total tackles (6 solo), to go with 3.5 tackles for loss, 2.0 sacks, two fumble recoveries, four pass breakups and four quarterback hurries... Ranked 24th nationally (3rd CAA) in fumble recoveries... Season-high four tackles and 1.0 sack in FCS semifinals at No. 1 North Dakota State (Dec. 16)... Had three tackles (all solo), 2.0 tackles for loss, 1.0 sack and a fumble recovery in the NCAA Division I National Championship game versus Youngstown State (Jan. 7)... Also had three tackles and a career-best two pass breakups versus Elon (Nov. 19)... Produced two stops at Maine (Sept. 24)... Made at least one tackle in seven games.

**PRIOR TO JMU:** Transferred to JMU after spending two seasons at Virginia out of the ACC... Played in three games in 2015, making collegiate debut at No. 13 UCLA... Also saw time against Boise State and Syracuse... Redshirted true freshman season in 2014.

**HIGH SCHOOL:** Played defensive end and wide receiver at Indiana Senior High School... Named to the Class AAA Pennsylvania Football Writers' All-State Team as a senior... Had 90 tackles, 15 sacks and 15 pass breakups in 2013 while also being a 1,000-yard receiver with five touchdowns... Tri-sport athlete who also played basketball and track & field... Three-time First Team All-County who scored 960 career points... Broke the county triple-jump record (45'6")... Part of ISHS's school-record 4x800 relay.

**PERSONAL:** Full name is Darrious Carter... Son of Carl and Chanda Carter... Majoring in sociology.

## Carter Statistics

TACKLES	G	UA	A	Total	TFL	Yds	PD	FF	FR	Blkd	QBH
2016	15	6	9	15	3.5	18	4	0	2	0	4
2017	15	33	21	54	14.0	70	1	3	2	0	8
<b>TOTAL</b>	<b>30</b>	<b>39</b>	<b>30</b>	<b>69</b>	<b>17.5</b>	<b>88</b>	<b>5</b>	<b>3</b>	<b>4</b>	<b>0</b>	<b>12</b>

SACKS	G	UA	A	Total	Yds
2016	15	2	0	2.0	15
2017	15	6	5	8.5	61
<b>TOTAL</b>	<b>30</b>	<b>8</b>	<b>5</b>	<b>10.5</b>	<b>76</b>




## Percy Mayers

**48** Fr. — WR — 5-10 — 177  
Richmond, Va.  
Hermitage

**HIGH SCHOOL:** All-Region kick returner as a junior and senior... All-Conference wide receiver as a junior and senior... Dual-sport athlete who was a two-time All-State track & field athlete at Hermitage... Honor roll student.

**PERSONAL:** Full name is Percival O'neal Mayers Jr... Son of Percival Sr. and Kimberly Mayers... Has a brother and two sisters... Majoring in health sciences.



## Francis Meehan

**49** Fr. — DB — 5-11 — 172  
Wilmington, N.C.  
New Hanover

**HIGH SCHOOL:** First Team All-State by AP and NC Preps... First Team All-Area... First Team All-Conference... Recorded 80 tackles with 11 interceptions and 14 pass breakups as a senior... Helped New Hanover to NC 3AA state championship with a 15-1 record... Named State Championship Defensive Player of the Game... National Honor Society and Beta Club member.

**PERSONAL:** Full name is Francis James Meehan... Son of Frank and Maureen Meehan... Has a brother, Matteo, and sister, Kennedy.



## Davis Patterson

**49** Fr. — WR — 6-3 — 186  
Arlington, Va.  
Yorktown

**HIGH SCHOOL:** All-Region as a senior... All-Conference as a junior and senior... Part of Yorktown's state runner-up team as a sophomore... Dual-sport athlete who also played basketball and ran track... National Honor Society... Had a 3.5+ GPA during all sports seasons.

**PERSONAL:** Full name is Davis Cole Patterson... Son of Melvin and Desi Patterson... Has a brother, Max, and sister, Chloe... His father played football at Stephen F. Austin and with the Philadelphia Eagles... He had two uncles play at Baylor... His cousin, Blake, plays at TCU... Majoring in marketing.



## Kyle Davis

**50** R-Fr. — LS — 5-11 — 215  
Waxhaw, N.C.  
Marvin Ridge

**2017 AS A FRESHMAN:** Redshirted to retain a year of eligibility... Doug West Scout Team Special Teams MVP.

**HIGH SCHOOL:** Helped Mavericks reach the NCHSAA 3AA state quarterfinals as a senior and first round as junior... Part of Marvin Ridge's 2015 Southern Carolina Conference championship... Dual-sport athlete who also played basketball... Honor roll student.

**PERSONAL:** Full name is Kyle Jon Davis... Son of Ken and Denise Davis... Has two sisters, Brooke and Lauren... Majoring in communication studies.





## Jackson Skule

**50** Fr. — OL — 6-7 — 319  
Clifton, Va.  
Centerville

**HIGH SCHOOL:** All-Conference as a senior... Helped Centerville to three straight VHSL 6A playoff appearances, reaching the second round in his junior season... Dual-sport athlete who also played basketball.

**PERSONAL:** Full name is Jackson Montgomery Skule... Son of Joshua and Christy Skule... Has two brothers and a sister... His brother, Justin, plays football at Vanderbilt... His father played football at Navy... Majoring in accounting.



## Mateo Jackson

**51** Fr. — LB — 6-1 — 230  
Richmond, Va.  
Hermitage

**HIGH SCHOOL:** VHSL 5A First Team All-State as a senior and Second Team as a junior... Metro Defensive Player of the Year as a senior... First Team All-Metro as a junior and senior... Class 5 Region B Defensive Player of the Year... First Team All-Region as a junior and senior... First

Team All-Conference 12 as a junior and senior... Helped Hermitage to two region championships and one region semifinal, winning 10+ games in sophomore through senior seasons... Finished career ranking fifth all-time in tackles for the Panthers... Honor roll student.

**PERSONAL:** Full name is Mateo Luis Jackson... Son of Reginald Jackson Jr. and Linda Martinez... Has a brother, Edwin, and two sisters, Ashlyn and Angel... Undecided on major.



## Landan Word

**52** Jr. — LB — 6-5 — 244  
Vienna, Va.  
Bishop O'Connell (Virginia)

**2017 AS A SOPHOMORE:** Played in 14 games, making one start at linebacker... Had 31 total tackles (18 solo), to go with 1.0 tackle for loss, 1.0 sack, one forced fumble and a pass breakup... Season-high five tackles and a forced fumble against Villanova (Oct. 14)... Had four tackles in three

games... Recorded a sack against New Hampshire (Oct. 28)... Had three or more stops in six outings.

**PRIOR TO JMU:** Transferred to JMU after spending one season at Virginia out of the ACC... Played in 11 games, making two starts in 2016... Had 21 total tackles (14 solo), to go with 3.0 tackles for loss, 2.0 sacks, one fumble recovery and one pass breakup... Made first collegiate start against No. 5 Louisville, making five tackles with a tackle for loss and pass breakup... Season-best six tackles, to go with a sack and fumble recovery at Virginia Tech... Also made four tackles and first career sack against No. 22 North Carolina.

**HIGH SCHOOL:** Played linebacker and tight end at Bishop O'Connell High School... Three-star recruit by ESPN.com, Scout.com and 247sports.com... Spent first two years of high school at Gonzaga.

**PERSONAL:** Full name is Christian Landan Word... His father, Barry, was a star running back at UVa who was named 1985 ACC Player of the Year and played seven years in the NFL for the New Orleans Saints, Kansas City Chiefs, Minnesota Vikings and Arizona Cardinals... Majoring in sociology.

### Word Statistics

TACKLES	G	UA	A	Total	TFL	Yds	PD	FF	FR	Blkd	QBH
2017	14	18	13	31	1.0	1	1	1	0	0	0



## Joe Fishpaw

**53** R-So. — OL — 6-4 — 282  
Mechanicsville, Va.  
Hanover (Campbell)

**2017 AS A REDSHIRT FRESHMAN:** Sat out season due to NCAA transfer rules... Doug West Scout Team Offensive MVP.

**PRIOR TO JMU:** Transferred to JMU after spending one season at Campbell, where he redshirted to retain a year of eligibility.

**HIGH SCHOOL:** Three-year letterwinner at Hanover High School, playing offensive tackle as a junior and senior after transitioning from tight end as a sophomore... Member of the National Honor Society and Beta Club.

**PERSONAL:** Full name is Joseph Hill Fishpaw... Son of Sonny and Lisa Fishpaw... Has a sister, Samantha... His father played football at Virginia Tech... Majoring in finance.



## Kelvin Azanama

**54** R-So. — LB — 5-11 — 208  
Chesterfield, Va.  
Monacan

**2017 AS A REDSHIRT FRESHMAN:** Played in nine games, primarily on special teams... Had 13 tackles (6 solo), to go with a 0.5 tackle for loss... Had three tackles at ECU (Sept. 2), against ETSU (Sept. 9) and versus Norfolk State (Sept. 16)... Had a tackle in six of nine outings.

**2016 AS A FRESHMAN:** Redshirted to retain a year of eligibility.

**HIGH SCHOOL:** Second Team All-Conference 20 linebacker as a senior and Honorable Mention as a junior... Led Monacan in tackles as a junior and senior... Had a team-best five forced fumbles as a senior and scored three defensive touchdowns as a junior... Honor roll student all four years.

**PERSONAL:** Full name is Kelvin Tega Azanama... Son of Viktor and Valria Azanama and Blessing Khama... Has a sister, Lilian... Majoring in economics.

### Azanama Statistics

TACKLES	G	UA	A	Total	TFL	Yds	PD	FF	FR	Blkd	QBH
2017	9	6	7	13	0.5	1	0	0	0	0	0



## Jahmol Robinson

**55** Fr. — DL — 6-0 — 198  
Richmond, Va.  
Hermitage

**HIGH SCHOOL:** VHSL 5A First Team All-State as a senior and Second Team as a senior... Second Team All-Metro as a junior... First Team All-Region as a junior and senior... First Team All-Conference as a junior and senior... Helped Hermitage to 5A state quarterfinals as a senior and second round as a junior.

**PERSONAL:** Full name is Jahmol Davon Robinson... Son of Glen and Denise Robinson... Brother of JMU All-American cornerback Rashad Robinson... Undecided on major.



## Matt Terrell

**55** Jr. — DL — 6-4 — 239  
Lynchburg, Va.  
Lynchburg Christian (Garden City CC)

**2018 AS JUNIOR:** Enrolled at JMU in January 2018 and participated in Spring Football drills.

**PRIOR TO JMU:** Transferred to JMU after spending 2017 season at Garden City Community College and 2016 season at Virginia... All-Jayhawk

Conference Honorable Mention selection as a sophomore... In 12 games at Garden City, recorded 90 tackles, to go with 8.5 tackles for loss, 3.0 sacks, one forced fumble, one pass breakup and two blocks... Career-high 15 tackles at Highland CC and against Hutchinson CC... Had four games with 10+ tackles... Tallied nine games with 5+ total tackles... Had two blocks at Air Force Prep... Appeared in nine games in 2016 at Virginia... Had 29 total tackles, to go with 2.5 tackles for loss, 0.5 sack and one fumble recovery for Cavaliers... Season-best 10 tackles at Wake Forest and added five stops at Virginia Tech.

**HIGH SCHOOL:** Played linebacker, defensive end, fullback and tight end at Liberty Christian Academy for head coach Frank Rocco... Made 111 tackles and 18 sacks in 2015 to earn All-State, All-Region and All-Conference honors... Named Conference Defensive Player of the Year as a senior... Team Defensive MVP as a junior and senior.

**PERSONAL:** Full name is Matthew H. Terrell... Son of Ken and Kelly Terrell... Has two brothers, Coleman and Jacob... Has been a camp instructor at the Coach Rocco Football Camp for youth children... Majoring in computer science.



## Nick Kidwell

**56** Fr. — OL — 6-5 — 317  
Knoxville, Md.  
Boonsboro

**HIGH SCHOOL:** Washington County Offensive Player of the Year as a senior... Gardener Offensive Lineman of the Year as a senior... First Team All-Washington County as a junior and senior and Second Team as a sophomore... Selected as Baltimore Touchdown Club All-Star... Member of

Super 22 Team as a junior... Helped Warriors to three-straight MPSSAA 1A playoff appearances... Dual-sport athlete who was a shot put champion for Boonsboro's indoor and outdoor track and field teams... Honor roll student.

**PERSONAL:** Full name is Nicholas Joseph Kidwell... Son of Carl and Jenifer Kidwell... Has a sister, Carly... His father served four years in the Navy... Majoring in kinesiology.



## Carson Todd

**57** Fr. — LS — 6-1 — 230  
Mount Airy, N.C.  
North Surry

**HIGH SCHOOL:** Honorable Mention All-Conference as a senior... Won North Surry's Most Consistent team award... Dual-sport athlete who also played basketball and competed for the track & field team... National Technical Honor Society member.

**PERSONAL:** Full name is Carson David William Todd... Son of David Todd and Angel and Matt Cutler... Has two brothers, Carter and Mattix.



## Gerren Butler

**58** R-Jr. — OL — 6-2 — 298  
Front Royal, Va.  
Skyline

**2017 AS A REDSHIRT SOPHOMORE:** Started first four games at right guard before an injury sidelined him the rest of the season... Received a medical hardship waiver.

**2016 AS A REDSHIRT FRESHMAN:** Played in seven games... Part of an offensive line that set

JMU and CAA single-season records in scoring (700), rushing offense (4,125), total offense (7,612) and first downs (380)... Offense led the FCS in completion percentage (70.8%), team pass efficiency (181.69) and first downs... Also ranked second in scoring (46.7), third in total offense (507.5), fourth in third-down conversions (50%), fifth in rushing (275.0) and 10th in turnovers lost (13)... JMU produced more than 50 points in six games this season with an average win margin at 25.5 points per game.

**2015 AS A FRESHMAN:** Redshirted to retain a year of eligibility.

**HIGH SCHOOL:** Played tight end and defensive end in high school... Honorable Mention All-3A East Region as a senior... First Team All-Conference 28 at both tight end and defensive end... First Team All-Northwestern District at defensive end and Second Team at tight end... Dual-sport athlete who wrestled for the Hawks.

**PERSONAL:** Full name is Gerren Andrew Butler... Majoring in sociology.



## Daniel Caracciolo

**59** R-So. — LS — 5-11 — 227  
Fairfax, Va.  
Paul VI

**2018 AS A REDSHIRT SOPHOMORE:** STATS FCS Second Team Preseason All-American.

**2017 AS A REDSHIRT FRESHMAN:** Played in all 15 games, serving as the team's long snapper for punts... Did not have one bad snap all season and no punts were blocked... Also had six total tackles (4 solo) on punt team... Season high two stops in FCS Second Round against Stony Brook (Dec. 2)... JMU Athletic Director's Scholar-Athlete (Fall 2017).

**2016 AS A FRESHMAN:** Redshirted to retain a year of eligibility... CAA Football Academic All-Conference Team.

**HIGH SCHOOL:** VISAA Second Team All-State as a junior and senior... Tri-sport athlete who also played baseball and lacrosse... Recipient of the Peter T. Menke Scholar-Athlete award National Honor Society member... Honor roll student.

**PERSONAL:** Full name is Donato Giovanni Caracciolo... Son of Damian and Susan Caracciolo... Has a brother, Luke... Majoring in finance.



## Jahee Jackson

**60** R-Jr. — OL — 6-3 — 295  
Baltimore, Md.  
Gilman

**2018 AS A REDSHIRT JUNIOR:** STATS FCS Third Team Preseason All-American... Preseason All-CAA.

**2017 AS A REDSHIRT SOPHOMORE:** Played in 14 games, making 13 games at right tackle... HERO Sports FCS Sophomore All-American... Second

Team All-CAA Offensive Lineman... VaSID First Team All-State... Part of an offensive line that helped JMU lead the CAA and rank 15th nationally in scoring (34.4)... Also ranked third in first downs (325), ninth in completion percentage (64.9), 22nd in pass efficiency (142.46 rating), 25th in rushing (194.3), and 30th in total offense (419.0)... JMU produced four games over 40 points, including a season-high 75... Ranked second nationally with a +23.3 win margin.

**2016 AS A REDSHIRT FRESHMAN:** Played in five games... Part of an offensive line that set JMU and CAA single-season records in scoring (700), rushing offense (4,125), total offense (7,612) and first downs (380)... Offense led the FCS in completion percentage (70.8%), team pass efficiency (181.69) and first downs... Also ranked second in scoring (46.7), third in total offense (507.5), fourth in third-down conversions (50%), fifth in rushing (275.0) and 10th in turnovers lost (13)... JMU produced more than 50 points in six games this season with an average win margin at 25.5 points per game.



# 2018 JMU Players

**2015 AS A FRESHMAN:** Redshirted to retain a year of eligibility.

**HIGH SCHOOL:** Played on both the offensive and defensive lines for Gilman... Honorable Mention All-State and All-MIAA selection as a senior... Selected to Team Baltimore for the annual Maryland Crab Bowl as a senior... Tri-sport athlete who wrestled and was a thrower on the track & field team.

**PERSONAL:** Full name is Jahee Mustafah Jackson... Majoring in marketing.



## Caleb Hamlett


61

Fr. — OL — 6-5 — 325  
Prince George, Va.  
Prince George

**HIGH SCHOOL:** VHSL 5A Second Team All-Region as a senior... First Team All-Conference as a senior and Second Team as a junior... Participated academically in the IB program at Prince George.

**PERSONAL:** Full name is Caleb Coleman Hamlett... Has two sisters, Angel and Hayden...

Son of Robert and Charmaine Hamlett... Undecided on major.



## Kyle Smith

62

Fr. — OL — 6-4 — 295  
Culpepper, Va.  
Eastern View

**HIGH SCHOOL:** VHSL 4A All-State as a senior... All-Region as a junior and senior... All-Conference 22 as a sophomore, junior and senior... All-Battlefield District as a freshman... Named Eastern View's Offensive Lineman of the Year as a junior and senior... Received leadership award as a

sophomore... Helped Cyclones to third round of 2017 playoffs and second round of 2018 playoffs... Dual-sport athlete who also played basketball and was the track captain... Received a Business Academic Award and was a Germanna Scholar.

**PERSONAL:** Full name is Kyle Nathan Smith... Son of Dwight and Sonya Smith... Has a brother, Nicholas... Majoring in kinesiology.



## J.T. Timming

63

R-So. — OL — 6-2 — 301  
Liberty Township, Ohio  
Lakota East

**2017 AS A REDSHIRT FRESHMAN:** Played in eight games, serving a backup center role, as well as playing on special teams.

**2016 AS A FRESHMAN:** Redshirted to retain a year of eligibility... Named Doug West Offensive Scout

Team MVP.

**HIGH SCHOOL:** Second Team Division I All-Region as a junior and senior... First Team All-Greater Miami Conference as a junior and senior... Division I Associated Press Second Team All-Southwest District... Cincinnati Enquirer Division I All-Star as a senior... Journal-News First Team All-Area... Helped Lakota East to the regional semifinals of the 2014 OHSAA Division I playoffs as a junior... Honor roll student.

**PERSONAL:** Full name is Jacob Timming... Son of Brian and Dawn Timming... Has two brothers, Cody and Brett... Majoring in sport and recreation management.



## Tony Thurston

65

Fr. — DL — 6-5 — 264  
Louisia, Va.  
Louisia

**HIGH SCHOOL:** First Team All-USA Virginia Defense as a senior... VHSL 4A State Defensive Player of the Year as a senior... 4A First Team All-State offense and defense as a senior... Central Virginia Defensive Player of the Year as a senior... First Team All-Central Virginia defense as a senior... 4A Region Defensive Player of the Year

as a senior... First Team All-Region offense and defense as a junior and senior... First Team All-804 defense as a senior... First Team All-Conference 19 offense as a junior and First Team defense as a sophomore and junior... Jefferson District Defensive Player of the Year... First Team All-District offense and defense as a junior and senior... Falcon Club Student-Athlete of the Year as a senior... Recipient of the Falcon Club Citizenship Award... Led Louisa to a 14-1 record and berth in the 4A state title game as a senior... Dual-sport athlete who was a wrestler... Finished fourth in the state at heavyweight his junior year while winning conference, district and region championships in the division... Member of the National Honor Society.

**PERSONAL:** Full name is Donald Anthony Thurston III... Son of Tony Jr. and Christin Thurston... Has two sisters, Dayna and Danielle... Majoring in sport and recreation management.



## Zaire Bethea

67

R-So. — OL — 6-3 — 309  
South Orange, N.J.  
DePaul Catholic

**2017 AS A REDSHIRT FRESHMAN:** Played in all 15 games, making three starts at left guard... Part of an offensive line that helped JMU lead the CAA and rank 15th nationally in scoring (34.4)... Also ranked third in first downs (325), ninth in completion percentage (64.9), 22nd in pass efficiency (142.46 rating), 25th in rushing (194.3), and 30th in total offense (419.0)... JMU produced four games over 40 points, including a season-high 75... Ranked second nationally with a +23.3 win margin.

**2016 AS A FRESHMAN:** Redshirted to retain a year of eligibility.

**HIGH SCHOOL:** First Team All-Passaic County as a junior and senior... First Team All-Big North United Conference as a senior and Second Team as a junior... Won three NJSIAA state championships with the Spartans... Non-Public Group 3 state champion as a senior and Group 2 state champion as a sophomore and junior... Received academic honors in the technology department at DePaul Catholic.

**PERSONAL:** Full name is Zaire Bethea... Son of Darvin and Kim Bethea... Has a brother, Zion, and sister, Zaria... Majoring in sport and recreation management.



## Tyree Chavious

68

R-Jr. — OL — 6-4 — 318  
Goldsboro, N.C.  
Rosewood

**2017 AS A REDSHIRT SOPHOMORE:** Missed entire season due to preseason knee injury... JMU Athletic Director's Scholar Athlete (Fall 2017).

**2016 AS A REDSHIRT FRESHMAN:** Played in nine games, making first two career starts against Sam Houston State (Dec. 9) in the FCS quarterfinals and at North Dakota State (Dec. 16) in the FCS semifinals... Part of an offensive line that leads the FCS in completion percentage (71.2%) and team pass efficiency (181.34)... Offense ranks second in scoring (48.0) and first downs (365), third in total offense (525.6), fourth in rushing (284.6) and third-down conversions (51.4%) and 10th in turnovers lost (13)... JMU produced more than 50 points in six games this season with an average win margin at 26.3 points per game.

**2015 AS A FRESHMAN:** Redshirted to retain a year of eligibility.

**HIGH SCHOOL:** NCPs.com Class 1A All-State... Helped Rosewood to a playoff berth, with an 8-6 overall record and 4-2 conference mark his senior season... Chose JMU over Campbell and Elon.

**PERSONAL:** Full name is Tyree Devon Chavious... Majoring in hospitality management.



## Truvell Wilson

**69** R-So. — OL — 6-2 — 309  
Richmond, Va.  
Henrico (UVA-Wise)

**2017 AS A SOPHOMORE:** Redshirted season due to NCAA transfer rules.

**PRIOR TO JMU:** Transferred to JMU after spending one season at Virginia-Wise... Started every game at left tackle, earning Honorable Mention All-Mountain East Conference honors... Will redshirt this season

due to NCAA transfer rules.

**HIGH SCHOOL:** Second Team All-Metro as a junior and senior and Honorable Mention as a sophomore... First Team All-State as a senior and Second Team as a junior... First Team All-Region as a junior and senior... First Team All-Conference as a junior and senior... Dual-sport athlete who also wrestled and was a thrower for track & field... Graduated from Henrico with a 4.1 GPA.

**PERSONAL:** Full name is Truvell Marquette Wilson... Son of Vernell and Tonya Wilson... Has a brother, Myles, and sister, Tyla... Majoring in computer science.



## Henry Schroeder

**70** Fr. — OL — 6-4 — 257  
Richmond, Va.  
St. Christopher's School

**HIGH SCHOOL:** VISAA Division I First Team All-State as a junior and senior... First Team All-Metro as a senior and Second Team as a junior... First Team All-Prep as a junior and senior and Second Team as a sophomore... Helped St. Christopher's to a 7-3 record and the Division I state semifinals as a senior... Dual-sport athlete who was also Second Team All-Metro in track.

**PERSONAL:** Full name is Louis Henry Schroeder... Son of Cliff and Alice Schroeder... Has two brothers, Harrison and Mason... Undecided on major.



## Luke Warner

**71** Fr. — DL — 6-2 — 250  
Charlotte, N.C.  
Charlotte Christian

**HIGH SCHOOL:** Three-year starter at Charlotte Christian... Second Team All-Conference as a senior... Part of two state championship teams (2014, 2017)... Also helped team reach the state title game in 2016... Dual-sport athlete who also ranked fourth in the state at the 285 weight class in wrestling... Charlotte Christian Lifer award.

**PERSONAL:** Full name is Lucas Charles Warner... Son of John and KC Warner... Has a brother, Mitchell, and a sister, Abby... His brother played basketball at Charlotte (2012-16)... Majoring in marketing.



## Will Clevinger

**72** R-Fr. — OL — 6-3 — 290  
Richmond, Va.  
Patrick Henry

**2017 AS A FRESHMAN:** Redshirted to retain a year of eligibility.

**HIGH SCHOOL:** All-Conference as a senior... Helped Patrick Henry reach the second round of the VHSL 5A state playoffs as a senior and a first-round appearance as a junior... Received Offensive Lineman of the Year award from PH coaches... Played in Big River Rivalry game.

**PERSONAL:** Full name is William Carter Clevinger... Son of John and Cassie Clevinger... Has a sister, Calli... His father played football at East Carolina... Majoring in sport and recreation management.



## Mac Patrick

**73** Jr. — OL — 6-2 — 284  
Mechanicsville, Va.  
Hanover

**2018 AS A JUNIOR:** HERO Sports Third Team Preseason All-American.

**2017 AS A SOPHOMORE:** Started all 15 games at center... Part of an offensive line that helped JMU lead the CAA and rank 15th nationally in scoring (34.4)... Also ranked third in first downs (325), ninth in completion percentage (64.9), 22nd in pass efficiency (142.46 rating), 25th in rushing (194.3), and 30th in total offense (419.0)... JMU produced four games over 40 points, including a season-high 75... Ranked second nationally with a +23.3 win margin.

**2016 AS A FRESHMAN:** Played in eight games, which included playing the entire second half at center in the FCS semifinals at North Dakota State (Dec. 16)... Part of an offensive line that set JMU and CAA single-season records in scoring (700), rushing offense (4,125), total offense (7,612) and first downs (380)... Offense led the FCS in completion percentage (70.8%), team pass efficiency (181.69) and first downs... Also ranked second in scoring (46.7), third in total offense (507.5), fourth in third-down conversions (50%), fifth in rushing (275.0) and 10th in turnovers lost (13)... JMU produced more than 50 points in six games this season with an average win margin at 25.5 points per game... CAA Football Academic All-Conference Team.

**HIGH SCHOOL:** VSHL 4A First Team All-State as a senior... 4A First Team All-East Region as a junior and senior... Richmond Times-Dispatch First Team All-Metro as a senior and Second Team as a junior... First Team All-Conference 20 as a junior and senior and Second Team as a sophomore... Helped Hanover to the regional championship game as a senior and the second round of the playoffs as a sophomore and junior... Dual-sport athlete who also played basketball.

**PERSONAL:** Full name is Mac David Patrick... Son of David Patrick and Phyllis Carpenter... Has a brother, Tabb... Majoring in public policy and administration.



## Amelio Moran

**74** Fr. — OL — 6-6 — 309  
Virginia Beach, Va.  
Princess Anne

**HIGH SCHOOL:** First Team All-Region as a senior... First Team All-District as a senior and Second Team as a junior... Selected to 757 All-Star Classic in 2017... Ranked as top offensive lineman and #17 overall player in the 757 area... Part of invitation-only Nike Opening Camp on three

occasions... Helped Princess Anne to playoffs for first time in 18 years as a senior.

**PERSONAL:** Full name is Amelio Euclides Moran... Majoring in sociology.



## Dusan Stjepanovic

**74** Fr. — DL — 6-3 — 230  
Chester, Va.  
Thomas Dale

**HIGH SCHOOL:** VHSL 6A Second Team All-State as a senior... Richmond Times-Dispatch First Team All-Metro as a senior... First Team All-Central Region as a senior... All-804 First Team as a senior... First Team All-Conference as a junior and senior... Led team in tackles and sacks as a

senior was third in both categories as a junior... Voted team's Defensive MVP as a senior... Part of Thomas Dale's state semifinal team in 2015... Knights also reached second round of the 2016 and 2017 playoffs... Dual-sport athlete who also played lacrosse... Held above a 4.0 GPA in high school... Honor roll student... Graduated in the top 10% of his class.

**PERSONAL:** Son of Bojan and Marijana Stjepanovic... Has a sister, Maria... Undecided on major.





## Michael Faulkner

75

R-So. — OL — 6-4 — 284  
Lawrenceville, Ga.  
Collins Hills

**2017 AS A REDSHIRT FRESHMAN:** Played in six games.

**2016 AS A FRESHMAN:** Redshirted to retain a year of eligibility.

**HIGH SCHOOL:** Gwinnett Daily Post Second Team All-County as a senior... Helped Eagles to the quarterfinals of GHSA 6A playoffs as a sophomore in 2013 and as a senior in 2015... Named to the 2015 Gwinnett County All-Star Game... Named Touchdown Club of Gwinnett October 2015 Player of the Month... Dual-sport athlete who also played basketball.

**PERSONAL:** Full name is Eric Michael Faulkner... Son of Eric and Mary Faulkner... Has two sisters, Tan and Jessica... Majoring in communication studies.



## Collin Reece

78

R-Fr. — OL — 6-7 — 320  
Chesapeake, Va.  
Grassfield (VMI)

**2018 AS A REDSHIRT FRESHMAN:** Will sit out 2018 season due to NCAA transfer rules.

**PRIOR TO JMU:** Transferred to JMU after spending one season at VMI... Did not see any action as a true freshman.

**HIGH SCHOOL:** Two-year letterman at Grassfield... Second Team All-Conference as a senior... Ranked as a top-50 recruit in South Hampton Roads in 2017... Dual-sport athlete who also played basketball and volleyball... Also was a member of the Grassfield Lacrosse Club and the Boo Williams AAU basketball team.

**PERSONAL:** Full name is Collin Michael Reece... Son of Michael and Beth Reece... Has a sister, Kara... Majoring in computer science.



## Jake Glavin

76

R-Fr. — OL — 6-2 — 308  
Chester Springs, Pa.  
Malvern Prep

**2017 AS A FRESHMAN:** Redshirted to retain a year of eligibility.

**HIGH SCHOOL:** Four-year letterwinner at Malvern Prep... PFN 5A Second Team All-State as a senior... All-Southeastern PA selection as a junior and senior... First Team All-Main Line as a junior and senior... First Team All-Inter-Academic League as a sophomore, junior and senior... All-City as a junior and senior... First Team All-District as a sophomore and Honorable Mention as a freshman... Helped team to conference championships in 2014 and 2016... Dual-sport athlete who was a member of the Malvern state champion baseball team... Member of the National Honor Society and National Arts Honors Society.

**PERSONAL:** Full name is Jake Michael Glavin... Son of Michael and Stephanie Glavin... Has a brother, Luke... Father played football and Franklin & Marshall... Mother played basketball at Mansfield... Brother is a pitcher at Lehigh... Majoring in management.



## Raymond Gillespie

79

R-So. — OL — 6-5 — 272  
Mechanicsville, Va.  
Atlee

**2017 AS A REDSHIRT FRESHMAN:** Played in 12 games, primarily on special teams.

**2016 AS A FRESHMAN:** Redshirted to retain a year of eligibility.

**HIGH SCHOOL:** Second Team All-Region as a senior... First Team All-Conference 16 as a senior...

Helped Atlee to a 7-5 record and to the second round of the 2015 VHSL playoffs... Dual-sport athlete who also played lacrosse.

**PERSONAL:** Full name is Raymond Scott Gillespie Jr.... Son of Scott and Linda Gillespie... Has three sisters, Lisa, Trisha and Megan... Majoring in sport and recreation management.



## Liam Fornadel

77

So. — OL — 6-4 — 306  
Ramsey, N.J.  
Don Bosco Prep

**2017 AS A FRESHMAN:** Played in all 15 games, making two starts at right guard... JMU Rookie of the Year... Part of an offensive line that helped JMU lead the CAA and rank 15th nationally in scoring (34.4)... Also ranked third in first downs (325),

ninth in completion percentage (64.9), 22nd in pass efficiency (142.46 rating), 25th in rushing (194.3), and 30th in total offense (419.0)... JMU produced four games over 40 points, including a season-high 75... Ranked second nationally with a +23.3 win margin... Made first two career starts in FCS semifinal against South Dakota State (Dec. 16) and in NCAA Division I Championship game versus North Dakota State (Jan. 6).

**HIGH SCHOOL:** USA Today Second Team ALL-USA New Jersey as a senior... NJ.com First Team All-Non Public Football Team as a senior... Second Team All-NJSFC United Division as a senior... Part of Don Bosco's NJSIAA Non-Public Group 4 state championship in 2015... Helped Don Bosco to Group 4 semifinals in 2014 and 2016... Participated in the 2016 Nike Football N.J. Opening Regional.

**PERSONAL:** Full name is Liam Paul Fornadel... Majoring in finance.



## Nick Carlton

81

Jr. — TE — 6-3 — 232  
Alpharetta, Ga.  
Alpharetta

**2017 AS A SOPHOMORE:** Played in six games, making four starts at tight end, before an injury sidelined him for the rest of the season... Had six receptions for 63 yards and a touchdown... In first career start, had three catches for 38 yards and his first career touchdown at ECU (Sept. 2)... Also had two receptions for 23 yards against Norfolk State (Sept. 16).

**2016 AS A FRESHMAN:** Played in eight games, primarily on special teams... Had two receptions for 41 yards against Elon (Nov. 19), which included a career-long 28-yard reception.

**HIGH SCHOOL:** GHSA 6A Honorable Mention All-Region as a senior... Helped Alpharetta to 6A regional championship as a junior... Reached the second round of the Georgia 6A state playoffs as a junior and senior... Selected to Chamber Bowl All-Star Game... Also played in the Senior Bowl... Recipient of the Real AJ Foundation Senior Award and Alpharetta High School Offensive Coaches Award... Dual-sport athlete who also played basketball.

**PERSONAL:** Full name is Keaun Nicholas Carlton... Son of Kea and Terri Carlton... Has a sister, Keauna... Majoring in public policy and administration.

### Carlton Statistics

RECEIVING	G	Rec	Yds	TD	Lg	Rec/G	Avg/C	Avg/G
2016	8	2	41	0	28	0.3	20.5	5.1
2017	6	6	63	1	17	1.0	10.5	10.5
<b>TOTAL</b>	<b>14</b>	<b>8</b>	<b>104</b>	<b>1</b>	<b>28</b>	<b>0.6</b>	<b>13.0</b>	<b>7.4</b>



## Zach Polglase

82

R-So. — TE — 6-3 — 237  
Harrisonburg, Va.  
Spotswood

**2017 AS A REDSHIRT FRESHMAN:** Played in one game... JMU Athletic Director's Scholar-Athlete (Fall 2017).

**2016 AS A FRESHMAN:** Redshirted to retain a year of eligibility... CAA Football Academic All-Conference Team... JMU Athletic Director's Scholar Athlete (Fall 2016, Spring 2017).

**HIGH SCHOOL:** Second Team All-District as a sophomore... Led Spotswood to 9-2 record as a sophomore... Was starting quarterback for the Trailblazers.

**PERSONAL:** Full name is Zachary Thomas Polglase... Son of Geoff and Paula Polglase... Has two brothers, Ben and Sam... Both parents graduated from JMU... His father, Geoff, is JMU's Deputy Director of Athletics... Majoring in management.



## Josh Sims

83

R-Fr. — WR — 5-10 — 155  
Covington, Ga.  
Eastside

**2017 AS A FRESHMAN:** Redshirted to retain a year of eligibility.

**HIGH SCHOOL:** Four-year letterwinner at Eastside... 4A First Team All-Region as a junior and senior and Second Team as a sophomore...

First Team All-County as a junior and senior and Second Team as a sophomore... Preseason All-State selection as a senior... Helped the Eagles to second round of the 4A playoffs in 2014 and first round in 2016... Dual-sport athlete who was an All-Region baseball player... Honor roll student.

**PERSONAL:** Full name is Joshua Deshawn Sims... Son of Bobby and Jacquelyn Sims... Has a sister, Shawna... His uncle, Allen Sims, played basketball at Georgia Southern... His uncle, Timothy Reed, played football at Savannah State... Majoring in health sciences.



## Dylan Stapleton

84

Jr. — TE — 6-5 — 240  
Indiana, Pa.  
Indiana (Slippery Rock)

**PRIOR TO JMU:** Transferred to JMU after spending two seasons at Division II's Slippery Rock... Played in 21 career games, making one start... Had 26 receptions for 301 yards and score in sophomore season... Ranked third on the team in receptions

and fourth in yards... Career bests of eight catches for 89 yards against Edinboro... Had one catch for nine yards as a true freshman.

**HIGH SCHOOL:** Three-time all-conference honoree both at wide receiver and defensive back at Indiana HS... Dual-sport athlete who was also an all-conference athlete in basketball and lacrosse as a junior and senior... Honor Roll student.

**PERSONAL:** Full name is Dylan Walter Stapleton... Son of Jim and Claudia Stapleton... Has three brothers, Kevin, Derek and Riley... Brother Riley is a wide receiver for JMU... Brother Kevin played basketball at Juniata College... Majoring in integrated science & technology.



## EJ Morgan

85

R-So. — WR — 6-0 — 183  
Washington, D.C.  
Friendship Collegiate (ASA College)

**PRIOR TO JMU:** Transferred to JMU after spending two seasons at ASA College in New York... First All-American receiver in ASA history, earning NJCAA Second Team All-America honors... First Team All-Northeast Football Conference... Appeared in 10 games in 2017, making 60 receptions for 846 yards and 11 touchdowns... Three 100-yard receiving games, including a career-high 155 yards on seven catches... Also had seven grabs for 153 yards at Erie CC... Made 11 catches for 139 yards and a career-best three touchdowns vs. Georgia Military (played at JMU)... Also had 11 receptions versus Milford... Helped ASA to 9-1 record in 2017, winning the Valley of the Sun Bowl in Mesa, Az... Named Offensive MVP of the bowl game after having a 96-yard kickoff return for a TD and five catches for 47 yards... Redshirted true freshman season in 2016.

**HIGH SCHOOL:** Played high school football at Friendship Collegiate Academy.

**PERSONAL:** Full name is Edward L Morgan, Jr... Son of Edward Morgan, Sr. and Carolyn Brown... Has two sisters... Majoring in sociology.



## Mack Cullen

86

R-Jr. — TE — 6-5 — 247  
Fishersville, Va.  
Wilson Memorial

**2017 AS A REDSHIRT SOPHOMORE:** Played in seven games.

**2016 AS A REDSHIRT FRESHMAN:** Did not see any action.

**2015 AS A FRESHMAN:** Redshirted to retain a year of eligibility.

**HIGH SCHOOL:** Played quarterback at Wilson Memorial but transitioned to tight end at JMU... Ranked in the state's top 100 recruits by the Roanoke Times... Second Team All-Shenandoah District as a senior... Led the Green Hornets to a 13-2 record and the Class 2A state championship game his senior season... Helped team to 35 points per game in 2014... Had 12 touchdown passes, as well as one rushing touchdown and another receiving score as a junior... Played wide receiver as a freshman... Was part of Wilson's two other state semifinal appearances at the Class A level... Lettered in football all four years of high school... Also played varsity basketball for four years.

**PERSONAL:** Full name is Mack John Cullen... Majoring in sport and recreation management.



## Daniel Adu

88

R-Fr. — WR — 6-2 — 176  
Springfield, Va.  
West Springfield

**2017 AS A FRESHMAN:** Redshirted to retain a year of eligibility.

**HIGH SCHOOL:** Three-year starter at West Springfield High school... Washington Post Honorable Mention All-Metro as a senior... All-Conference 7 wide receiver as a junior and senior... Had 74 receptions for 1258 yards and 13 touchdowns as a senior... Caught 48 passes for 889 yards and 9 touchdowns as a junior... In first year as a starter, tallied 32 catches for 424 yards and one score as a sophomore... Dual-sport athlete who was an All-American track athlete... Set school records in the 100, 200, 300, 4x100 relay, 4x200 relay and 4x400 relay.

**PERSONAL:** Full name is Daniel Kwaku Adu... Son of Emmanuel Amo-Adu and Christina Adu... Has a brother, Bennett, and two sisters, Olivia and Leslie... Majoring in psychology.





## Jake Brown

R-So. — WR — 6-2 — 175

89

Richmond, Va.  
Trinity Episcopal

**2017 AS A REDSHIRT FRESHMAN:** Played in two games.

**2016 AS A FRESHMAN:** Redshirted to retain a year of eligibility.

**HIGH SCHOOL:** VISAA Division II First Team All-State as a senior and Second Team as a junior...

Richmond Times-Dispatch Second Team All-Metro as a senior... Led Richmond metro area as a senior in receiving yards and broke Trinity Episcopal's single-season receiving yards record (1,200)... Participant in the 804 All-Star Game as a senior... Led the Titans to back-to-back state championships as a junior and senior... Tri-sport athlete who also played basketball and ran track... Part of Trinity Episcopal's school-record and state runner-up 4x100 relay team.

**PERSONAL:** Full name is Jake Harper Brown... Son of James and Kim Brown... Has a brother, James, and two sisters, Jamia and Makenzie... Majoring in management.



## Drew Painter

Fr. — DL — 6-4 — 249

90

Hershey, Pa.  
Hershey

**HIGH SCHOOL:** First Team All-Mid-Penn Keystone Conference tight end as a senior and Second Team defensive end as a junior... Four-year varsity starter... Started both ways in every game as a junior, tallying 34 receptions for 414 receiving yards and two touchdowns, to go with 5.5 sacks on defense... Dual-sport athlete who also played

basketball... Started all but one game at tight end as a junior.

**PERSONAL:** Full name is Drew Murray Painter... Son of Mark and Barrie Lynn Painter... Has two brothers, Dylan and Daniel... His father played football at Millersville... His older brother, Dylan, plays basketball at Villanova... Majoring in geographic science.



## Ethan Ratke

R-So. — K — 5-10 — 185

91

Mechanicsville, Va.  
Atlee

**2017 AS A REDSHIRT FRESHMAN:** Played in 11 games, serving as the team's primary place kicker and kickoff specialist since midseason... VaSID Second Team All-State... Was 31-for-33 on point after attempts and 14-for-18 on field goal attempts... Also had 56 kickoffs for 3,389 yards,

averaging 60.5 per kick... Ranked second in the CAA in made field goals and fourth in field-goal percentage (77.8%)... Tied for fourth in JMU single-season history in made field goals... Tied program record with three field goals in FCS Quarterfinals against Weber State (Dec. 8), which included a career-long and JMU postseason-record 46-yard field goal as time expired... Made two field goals at William & Mary (Oct. 21), against Richmond (Nov. 11), in the FCS Second Round against Stony Brook (Dec. 2) and in the NCAA Division I Championship game against North Dakota State (Jan. 6)... Made three 40+ yard field goals... Converted six PATs in FCS Semifinals against South Dakota State (Dec. 16) and five at Rhode Island (Nov. 4).

**2016 AS A FRESHMAN:** Redshirted to retain a year of eligibility... CAA Football Academic All-Conference Team.

**HIGH SCHOOL:** VHSL 5A First Team All-State as a junior and senior... VHSL 5A First Team All-North Region as a junior and senior... Richmond Times-Dispatch First Team All-Metro as a junior and senior... First Team All-Conference 16 as a junior and senior... Helped Atlee to the second round of the VHSL playoffs as a senior... Led team in scoring with 83 points as a senior and had 75 points as a junior... Converted 113 of 116 PATs combined in his junior and senior seasons... Made 15 of 19 field goals his junior and senior seasons... Dual-sport athlete who

was a four-year starter for the Atlee soccer team... All-Conference 16 selection as a junior... Member of the Beta Club, Interfaith Brotherhood and Sisterhood Youth.

**PERSONAL:** Full name is Ethan Robert Ratke... Son of Raymond and Amy Byrne Ratke... Has a brother, Evan... His father played college football... Majoring in psychology.

### Ratke Statistics

SCORING	G	TD	Rush	Rcv	Retn	PAT	2PAT	FG	Total	Avg/G
2017	11	0	0	0	0	31	0	14	73	6.6
FIELD GOALS	G	Att	Made	Lg	Pct					
2017	11	18	14	46	77.8					



## Semaj Sorhaindo

R-Fr. — DL — 6-2 — 285

91

Fredericksburg, Va.  
Kinesiology

**2017 AS A FRESHMAN:** Redshirted to retain a year of eligibility.

**HIGH SCHOOL:** Played on the defensive line at Courtland High School... Had a game-winning pick-six against King George as a senior... Dual-sport athlete who also competed for the Courtland track &

field team... Honors graduate from Courtland.

**PERSONAL:** Full name is Semaj Dominique Sorhaindo... Son of Martin Sorhaindo and Debrea Knowles... Has a brother, Dwayne, and sister, Hope... Majoring in kinesiology.



## Mike Wilcox

Fr. — DL — 6-3 — 206

91

Hanover, Va.  
Hanover

**HIGH SCHOOL:** VHSL 4A All-Region as a senior... All-Conference as a sophomore, junior and senior... Dual-sport athlete who was a region finalist for the wrestling team... Honor roll student.

**PERSONAL:** Full name is Michael Don Wilcox... Son of Jason and Kim Wilcox... Has two sisters...

His father played football at Chowan.



## Mike Greene

So. — DL — 6-3 — 294

92

Highland Springs, Va.  
Highland Springs

**2017 AS A FRESHMAN:** Played in nine games... Had two total tackles, to go with a quarterback hurry... Tallied first two career tackles at Elon (Nov. 18).

**HIGH SCHOOL:** VHSL 5A First Team All-State as a junior... 5A First Team All-Region as a junior...

Second Team All-Metro as a junior and Honorable Mention as a senior... First Team All-Conference 12 defensive lineman as a senior and Second Team as a junior... First Team All-Conference offensive lineman as a junior and Second Team as a senior... Part of Highland Spring's back-to-back VHSL 5A state championships as a junior and senior... Honor roll student... Member of National Honor Society.

**PERSONAL:** Full name is Michael Gerard Greene II... Son of Michael and Hope Greene... Has two brothers, Malcolm and Miles, and a sister, Madison... Majoring in finance.

### Greene Statistics

TACKLES	G	UA	A	Total	TFL	Yds	PD	FF	FR	Blkd	QBH
2017	9	0	2	2	0.0	0	0	0	0	0	1



## Drake Tomasi

**93** Fr. — DL — 6-3 — 230  
McGaheysville, Va.  
Spotswood

**HIGH SCHOOL:** VSHL 3A First Team All-State tight end as a senior... Second Team All-State defensive end as a junior and senior... First Team All-Region tight end as a senior and Second Team as a junior... First Team All-Region defensive end as a junior and senior... Conference Defensive

Player of the Year as a junior... First Team All-Conference tight end and defensive end as a junior and senior and Second Team defensive end as a sophomore... District Defensive Player of the Year as a junior and senior... First Team All-District tight end as senior and Second Team as a junior... First Team All-District defensive end as a junior and senior... Helped Spotswood to second round of 3A playoffs in 2016 and 2017... Dual-sport athlete who also played basketball... Finished 10th in senior class... Received Medallion Award for three years... National Honor Society... Math Honor Society... Latin Honor Society President.

**PERSONAL:** Full name is Drake Alexander Tomasi... Son of Steve and Melanie Tomasi... Has a sister, Meghan... Undecided on major.



## Will Tappen

**94** Fr. — DL — 6-2 — 200  
Richmond, Va.  
St. Christopher's School

**HIGH SCHOOL:** VISAA First Team All-State as a senior and Honorable Mention as a junior... Honorable Mention All-Metro as a senior... First Team All-Prep League as a senior... Helped Saints to VISAA Division I state semifinals as a senior... Recorded 13.0 tackles for loss and 6.0 sacks as

a senior... Selected to Big River Rivalry All-Star Game, turning in 2.5 sacks... Dual-sport athlete who also wrestled for St. Christopher's... Two-time Prep League champion and placed twice at states.

**PERSONAL:** Full name is William Robert Tappen... Son of Robert and Kathy Tappen... Majoring in political science.



## Adeeb Atariwa

**95** R-So. — DL — 6-3 — 282  
Sterling, Va.  
Dominion

**2017 AS A REDSHIRT FRESHMAN:** Played in 13 games, primarily on special teams... Had four total tackles (2 solo)... Had first career tackle against ETSU (Sept. 9)... Also had a solo stop at Rhode Island (Nov. 4).

**2016 AS A FRESHMAN:** Redshirted to retain a year of eligibility.

**HIGH SCHOOL:** VHSL 4A Second Team All-State defensive lineman as a junior and senior... 4A West First Team All-Region as a junior and senior... Conference 21 Defensive Player of the Year as a senior... First Team All-Conference 21 as a junior and senior... Viva Loudoun All-Loudoun Team as a senior... Helped Titans to 2014 4A playoffs... Played on both the offensive and defensive lines at Dominion... Dual-sport athlete who also wrestled, winning the 2015 4A state championship at the 285 pound weight class.

**PERSONAL:** Full name is Adeeb Justin Atariwa... Son of Rabiou and Christine Atariwa... Has a brother, Yazeed, and a sister, Brook... His brother, Yazeed, played on the offensive line at Toledo... Majoring in economics.

### Atariwa Statistics

TACKLES	G	UA	A	Total	TFL	Yds	PD	FF	FR	Blkd	QBH
2017	13	2	2	4	0.0	0	0	0	0	0	0



## John Daka

**97** Jr. — DL — 6-3 — 227  
Upper Marlboro, Md.  
Wise

**2017 AS A SOPHOMORE:** Played in nine games... Had four total tackles (2 solo), to go with 1.0 tackle for loss, 1.0 sack and one pass breakup... Had two tackles and first career sack at William & Mary (Oct. 21).

**2016 AS A FRESHMAN:** Played in 13 games... Had 19 total tackles (10 solo), to go with 1.5 tackles for loss and one quarterback hurry... Season-high six tackles and 1.0 tackle for loss against Rhode Island (Oct. 29)... Registered five tackles, all solo, in FCS quarterfinals versus Sam Houston State (Dec. 9)... Tallied at least one tackle in nine games.

**HIGH SCHOOL:** Maryland Class 4A Big School First Team All-State as a senior... Parade Honorable Mention All-American as a senior... Washington Post First Team All-Met defense as a senior... DMV Elite First Team All-Maryland Team... Prince George's 4A Defensive Player of the Year as a senior... First Team All-County as a junior and senior... Helped Wise to 2015 MAA 4A state championship with perfect 14-0 record... Also helped Pumas to 2014 MPSSAA 4A playoffs as a junior... Set team record with 28 sacks as a senior... Invited to play for the state of Maryland in the 2016 Big 33 Classic...

**PERSONAL:** Full name is John Daka... Son of Vizzie Okpalobi... Has three brothers, Golden, Anderson and Andre, and a sister, Ariana... Majoring in sociology.

### Daka Statistics

TACKLES	G	UA	A	Total	TFL	Yds	PD	FF	FR	Blkd	QBH
2016	13	10	9	19	1.5	7	0	0	0	0	1
2017	9	2	2	4	1.0	9	1	0	0	0	0
<b>TOTAL</b>	<b>22</b>	<b>12</b>	<b>11</b>	<b>23</b>	<b>2.5</b>	<b>16</b>	<b>1</b>	<b>0</b>	<b>0</b>	<b>0</b>	<b>1</b>



## Harry O'Kelly

**98** So. — P — 6-1 — 189  
Wynnum, Queensland, Australia  
Iona College

**2018 AS A SOPHOMORE:** Preseason All-CAA.

**2017 AS A FRESHMAN:** Played in 14 games, serving as team's primary punter... HERO Sports FCS Freshman All-American... Second Team All-CAA Punter... VaSID Second Team All-State... Challenge McMillin Special Teams MVP... Had 63 punts for 2,600 yards, averaging 41.3 yards per punt... Had 25 punts inside the 20 and six over 50 yards with only five touchbacks... Ranked second in the CAA in punting average... Booted a season-long 66-yard punt in FCS Semifinals against South Dakota State (Dec. 16)... Punted a 63 yarder against Maine (Sept. 23)... Had two punts over 50 yards at Delaware (Sept. 30), including a game-best 53 yarder... Averaged a single-game best 44.7 yards per punt in FCS semifinal win... Also averaged 43.5 per punt at Delaware... Averaged better than 41.0 yards per punt in five games in which he punted at least three times... Also converted three fake punts for first downs, rushing three times for 63 yards, including a 30-yard run against New Hampshire (Oct. 28)... Faked a punt for a 24-yard rush late in the fourth quarter of the NCAA Division I Championship game versus North Dakota State (Jan. 6)... Also ran nine yards for a first down at Delaware (Sept. 30).

**HIGH SCHOOL:** Played club Australian football for Morningside before training with punting coach Nathan Chapman at Prokick Australia... Dual-sport athlete who was a team captain for his basketball team... Named Senior Basketball Player of the Year... Received Caltex Service to the School Award, given for citizenship, leadership and community spirit.

**PERSONAL:** Full name is Harry Sean O'Kelly... Son of Tom and Alison O'Kelly... Has two brothers, Thomas and Seamus, and a sister, Ruby... His cousin, Scotty James, is a two-time Olympic snowboarder and X Games gold medalist... His cousin, Marc Pittonet, plays for the Hawthorn Hawks of the Australian Football League... His father, Tom, is an accomplished musician who plays percussion all over the world... Majoring in marketing.

### O'Kelly Statistics

PUNTS	G	Att	Yds	Avg	Long	TB	FC	I20	50+	Blk
2017	14	63	2600	41.3	66	5	9	25	6	0



# 2018 JMU Players



## Isaac Ukwu

99

R-Fr. — LB — 6-3 — 234  
Upper Marlboro, Md.  
Wise

**2017 AS A FRESHMAN:** Redshirted to retain a year of eligibility... Dean's List (Fall 2017).

**HIGH SCHOOL:** MPSSAA 4A First Team All-State as a junior and senior... Honorable Mention All-Metro as a senior... First Team All-Conference as a junior and senior... First Team All-Montgomery County as a junior... Helped Wise to 4A state championship in 2016 with a perfect 14-0 record... Participant in Maryland Crab Bowl... Big 33 Elite 100 selection... Wise finished 2016 ranked No. 25 by USA Today.

**PERSONAL:** Full name is Isaac Ukwu... Son of George and Ibitubo Ukwu... Has three brothers, Brian, Felix and Miles, and two sisters, Tracy and Helen... Majoring in Computer Science.



# JMU





# JMU Opponents' Series History

## Akron (0-1)

Home: 0-0		Away: 0-1		Neutral: 0-0	
Date	Game	W/L	Score	Attend.	
9/7/13	at Akron	L	33-35	19,653	

## Albany (3-0)

Home: 2-0		Away: 1-0		Neutral: 0-0	
Date	Game	W/L	Score	Attend.	
* 10/5/13	ALBANY	W	40-13	25,201	
* 10/4/14	at #23 Albany	W	31-28	3,284	
* 9/19/15	ALBANY	W	42-28	18,659	
Score Totals			113-69		

## Alcorn State (1-0)

Home: 1-0		Away: 0-0		Neutral: 0-0	
Date	Game	W/L	Score	Attend.	
9/8/12	ALCORN STATE	W	42-3	20,239	

## Anne Arundel (1-0)

Home: 1-0		Away: 0-0		Neutral: 0-0	
Date	Game	W/L	Score	Attend.	
9/22/73	ANNE ARUNDEL	W	34-8		

## Appalachian State (4-12)

Home: 2-5		Away: 2-7		Neutral: 0-0	
Date	Game	W/L	Score	Attend.	
9/6/80	APPALACHIAN ST.	L	6-34		
9/12/81	at Appalachian St.	L	0-45		
9/11/82	APPALACHIAN ST.	W	39-35	7,750	
9/10/83	at Appalachian St.	W	24-20	12,240	
10/19/85	at Appalachian St.	L	0-36	14,007	
10/18/86	APPALACHIAN ST.	L	20-21	12,600	
9/12/87	at Appalachian St.	L	10-17	12,862	
9/10/88	APPALACHIAN ST.	L	14-17	9,250	
9/23/89	at Appalachian St.	L	14-23	10,060	
11/17/90	APPALACHIAN ST.	L	0-24	3,786	
9/21/91	at Appalachian St.	W	31-8	13,467	
10/10/92	APPALACHIAN ST.	L	21-27	14,000	
p 11/25/95	at Appalachian St.	L	24-31	9,467	
9/9/06	at Appalachian St.	L	10-21	23,814	
p 11/24/07	at Appalachian St.	L	27-28	14,040	
9/20/08	#1 APPALACHIAN ST.	W	35-32	17,163	
Score Totals			275-419		

## Austin Peay (0-3)

Home: 0-2		Away: 0-1		Neutral: 0-0	
Date	Game	W/L	Score	Attend.	
9/1/79	AUSTIN PEAY	L	6-10		
9/20/80	at Austin Peay	L	3-21		
9/19/81	AUSTIN PEAY	L	7-13		
Score Totals			16-44		

## Ball State (0-1)

Home: 0-0		Away: 0-1		Neutral: 0-0	
Date	Game	W/L	Score	Attend.	
9/6/97	at Ball State	L	6-24	16,647	

## Bloomsburg (2-0)

Home: 2-0		Away: 0-0		Neutral: 0-0	
Date	Game	W/L	Score	Attend.	
9/2/89	BLOOMSBURG	W	48-3	11,682	
9/2/06	BLOOMSBURG	W	14-3	14,462	
Score Totals			62-6		

## Boston University (5-1)

Home: 2-1		Away: 3-0		Neutral: 0-0	
Date	Game	W/L	Score	Attend.	
9/17/88	at Boston Univ.	W	23-13	5,857	
* 11/20/93	BOSTON UNIV.	L	21-24	7,500	
* 10/1/94	at Boston Univ.	W	24-21	7,809	
* 10/7/95	BOSTON UNIV.	W	38-31	17,000	
* 9/21/96	at Boston Univ.	W	38-7	4,648	
11/22/97	BOSTON UNIV.	W	31-14	4,200	
Score Totals			175-110		

## Bridgewater (2-0)

Home: 1-0		Away: 1-0		Neutral: 0-0	
Date	Game	W/L	Score	Attend.	
10/12/74	BRIDGEWATER	W	41-13		
9/27/75	at Bridgewater	W	10-7		
Score Totals			51-20		

## Buffalo (1-0)

Home: 1-0		Away: 0-0		Neutral: 0-0	
Date	Game	W/L	Score	Attend.	
9/3/94	BUFFALO	W	35-0	12,000	

## C.W. Post (1-1)

Home: 0-1		Away: 1-0		Neutral: 0-0	
Date	Game	W/L	Score	Attend.	
10/10/81	C.W. POST	L	36-37		
10/30/82	at C.W. Post	W	32-16	4,484	
Score Totals			68-53		

## California (Pa.)

Date	Game	W/L	Score	Attend.	
10/9/76	CALIFORNIA (PA.)	W	35-17		

## Central Connecticut State (3-0)

Home: 3-0		Away: 0-0		Neutral: 0-0	
Date	Game	W/L	Score	Attend.	
9/10/11	C. CONN. STATE	W	14-9	25,102	
8/31/13	C. CONN. STATE	W	38-14	23,541	
9/10/16	C. CONN. STATE	W	56-21	20,636	
Score Totals			108-44		

## Charleston Southern (1-0)

Home: 1-0		Away: 0-0		Neutral: 0-0	
Date	Game	W/L	Score	Attend.	
11/15/03	CHAR. SOUTHERN	W	45-7	7,403	

## Charlotte (2-0)

Home: 1-0		Away: 1-0		Neutral: 0-0	
Date	Game	W/L	Score	Attend.	
9/21/13	CHARLOTTE	W	34-7	18,302	
10/25/14	at Charlotte	W	48-40	15,677	
Score Totals			82-47		

## Coastal Carolina (1-1)

Home: 1-0		Away: 0-1		Neutral: 0-0	
Date	Game	W/L	Score	Attend.	
9/10/05	at Coastal Carolina	L	27-31	8,533	
9/22/07	C. CAROLINA	W	45-10	15,260	
Score Totals			72-41		



# JMU Opponents' Series History

## Colgate (0-1)

Home: 0-1		Away: 0-0		Neutral: 0-0	
Date	Game	W/L	Score	Attend.	
p 12/5/15	COLGATE	L	38-44	15,045	

## Davidson (5-0)

Home: 2-0		Away: 3-0		Neutral: 0-0	
Date	Game	W/L	Score	Attend.	
10/16/76	at Davidson	W	17-12		
10/2/82	at Davidson	W	35-7	2,800	
10/1/83	DAVIDSON	W	50-0	14,000	
10/13/84	at Davidson	W	28-7	900	
10/26/85	DAVIDSON	W	28-0	14,000	
Score Totals			158-26		

## Dayton (0-1)

Home: 0-0		Away: 0-1		Neutral: 0-0	
Date	Game	W/L	Score	Attend.	
9/29/79	at Dayton	L	15-35		

## Delaware (11-14)

Home: 6-6		Away: 5-8		Neutral: 0-0	
Date	Game	W/L	Score	Attend.	
10/29/83	DELAWARE	L	23-26	9,200	
9/8/84	at Delaware	L	3-32	16,419	
p 11/30/91	at Delaware	W	42-35 2OT	14,905	
* 10/9/93	DELAWARE	W	42-38	11,000	
* 10/8/94	at Delaware	W	30-10	15,970	
* 10/21/95	DELAWARE	L	19-48	13,500	
* 10/26/96	at Delaware	L	13-17	22,291	
* 10/18/97	DELAWARE	L	27-49	12,000	
* 11/21/98	at Delaware	L	14-28	16,371	
* 9/25/99	DELAWARE	W	21-7	10,200	
* 10/28/00	at Delaware	L	14-33	22,009	
* 11/3/01	DELAWARE	L	3-28	10,000	
* 10/12/02	at Delaware	L	10-23	19,666	
* 11/6/04	#6 DELAWARE	W	20-13	12,683	
* 10/22/05	at Delaware	L	28-34	22,059	
* 11/4/06	DELAWARE	W	44-24	16,144	
* 11/3/07	at #7 Delaware	L	34-37	22,061	
* 11/1/08	DELAWARE	W	41-7	16,810	
* 10/31/09	at #16 Delaware	W	20-8	20,639	
* 10/2/10	#5 DELAWARE	L	10-13	16,205	
* 9/28/13	at Delaware	L	22-29	18,405	
* 9/27/14	#25 DELAWARE	L	23-30 OT	20,592	
* 11/14/15	at Delaware	W	24-21	16,994	
* 10/1/16	DELAWARE	W	43-20	26,236	
* 9/30/17	at Delaware	W	20-10	16,372	
Totals			590-620		

## Delaware State (2-1)

Home: 2-0		Away: 0-1		Neutral: 0-0	
Date	Game	W/L	Score	Attend.	
10/8/83	at Delaware State	L	28-38	4,700	
10/6/84	DELAWARE STATE	W	20-19	9,700	
9/17/05	DELAWARE STATE	W	65-7	13,645	
Score Totals			113-64		

## Duke (0-1)

Home: 0-0		Away: 0-1		Neutral: 0-0	
Date	Game	W/L	Score	Attend.	
8/30/08	at Duke	L	7-31	32,571	

## ECU (1-0)

Home: 0-0		Away: 1-0		Neutral: 0-0	
Date	Game	W/L	Score	Attend.	
9/2/17	at ECU	W	34-14	40,169	

## ETSU (7-3)

Home: 4-2		Away: 3-1		Neutral: 0-0	
Date	Game	W/L	Score	Attend.	
9/8/79	at ETSU	L	0-31		
11/8/80	ETSU	L	23-28		
11/21/81	at ETSU	W	17-14		
9/25/82	ETSU	W	15-10	13,500	
10/27/84	ETSU	L	6-9	14,400	
9/7/85	at ETSU	W	14-9	7,780	
11/8/86	ETSU	W	34-3	7,800	
11/21/87	at ETSU	W	28-24	6,170	
9/13/97	ETSU	W	32-27	11,900	
9/9/17	ETSU	W	52-10	24,722	
Score Totals			221-165		

## Eastern Kentucky (1-0)

Home: 0-0		Away: 1-0		Neutral: 0-0	
Date	Game	W/L	Score	Attend.	
p 11/26/11	at Eastern Kentucky	W	20-17	2,388	

## Elon (6-0)

Home: 4-0		Away: 2-0		Neutral: 0-0	
Date	Game	W/L	Score	Attend.	
9/26/98	ELON	W	19-12	8000	
9/1/01	ELON	W	42-21	10500	
* 11/22/14	ELON	W	59-27	15793	
* 10/17/15	at Elon	W	51-0	8342	
* 11/19/16	ELON	W	63-14	16184	
* 11/18/17	at #11 Elon	W	31-3	8,662	
Score Totals			265-77		

## Emory & Henry (5-0)

Home: 2-0		Away: 3-0		Neutral: 0-0	
Date	Game	W/L	Score	Attend.	
10/26/74	EMORY & HENRY	W	34-14		
10/25/75	at Emory & Henry	W	7-0		
9/11/76	at Emory & Henry	W	26-20		
9/10/77	EMORY & HENRY	W	7-3		
11/11/78	at Emory & Henry	W	42-12		
Score Totals			116-49		

## Florida Atlantic (1-0)

Home: 1-0		Away: 0-0		Neutral: 0-0	
Date	Game	W/L	Score	Attend.	
9/14/02	FLA. ATLANTIC	W	16-13	7,982	

## Fork Union (0-2)

Home: 0-1		Away: 0-1		Neutral: 0-0	
Date	Game	W/L	Score	Attend.	
11/4/72	FORK UNION	L	0-45		
11/3/73	at Fork Union	L	20-24		
Score Totals			20-69		

# JMU Opponents' Series History

## Frostburg State (4-1)

Home: 2-1		Away: 2-0		Neutral: 0-0	
Date	Game	W/L	Score	Attend.	
10/19/74	FROSTBURG ST.	L	17-27		
10/18/75	at Frostburg St.	W	21-20		
10/23/76	FROSTBURG ST.	W	44-7		
10/22/77	at Frostburg St.	W	18-0		
10/21/78	FROSTBURG ST.	W	28-6		
Score Totals			128-60		

## Furman (1-2)

Home: 0-1		Away: 1-1		Neutral: 0-0	
Date	Game	W/L	Score	Attend.	
10/17/81	FURMAN	L	14-30		
11/6/82	at Furman	L	10-17	12,375	
p 12/4/04	at Furman	W	14-13	8,812	
Score Totals			38-60		

## Gallaudet (2-0)

Home: 1-0		Away: 1-0		Neutral: 0-0	
Date	Game	W/L	Score	Attend.	
11/17/73	at Gallaudet	W	40-12		
11/16/74	GALLAUDET	W	75-15		
Score Totals			115-27		

## Georgia Southern (1-7)

Home: 1-3		Away: 0-4		Neutral: 0-0	
Date	Game	W/L	Score	Attend.	
11/2/85	GA. SOUTHERN	W	21-6	5,000	
11/15/86	at Ga. Southern	L	35-45	16,135	
11/7/87	at Ga. Southern	L	7-26	16,734	
11/5/88	GA. SOUTHERN	L	13-27	10,126	
11/4/89	GA. SOUTHERN	L	21-36	11,685	
11/3/90	at Ga. Southern	L	13-31	21,067	
10/19/91	GA. SOUTHERN	L	21-24	12,119	
10/17/92	at Ga. Southern	L	17-24	13,714	
Score Totals			148-219		

## Georgia State (1-0)

Home: 1-0		Away: 0-0		Neutral: 0-0	
Date	Game	W/L	Score	Attend.	
10/27/12	GEORGIA STATE	W	28-21	22,813	

## Glenville State (1-0-1)

Home: 1-0		Away: 0-0-1		Neutral: 0-0	
Date	Game	W/L	Score	Attend.	
9/13/75	at Glenville State	T	0-0		
9/4/76	GLENVILLE STATE	W	30-14		
Score Totals			30-14		

## Guilford (0-1)

Home: 0-0		Away: 0-1		Neutral: 0-0	
Date	Game	W/L	Score	Attend.	
11/5/77	at Guilford	L	0-16		

## Hampden-Sydney (4-2)

Home: 3-0		Away: 1-2		Neutral: 0-0	
Date	Game	W/L	Score	Attend.	
9/28/74	at Hampden-Sydney	L	0-35		
9/27/75	HAMPDEN-SYDNEY	W	3-0		
9/25/76	at Hampden-Sydney	L	14-21		
9/24/77	HAMPDEN-SYDNEY	W	17-14		
9/23/78	at Hampden-Sydney	W	21-16		
9/22/79	HAMPDEN-SYDNEY	W	17-0		
Score Totals			72-86		

## Hampden-Sydney JV (0-1-1)

Home: 0-1		Away: 0-0-1		Neutral: 0-0	
Date	Game	W/L	Score	Attend.	
10/27/72	at Hampden-Sydney	T	0-0		
9/28/73	HAMPDEN-SYDNEY	L	14-17		
Score Totals			14-17		

## Hampton (0-2)

Home: 0-2		Away: 0-0		Neutral: 0-0	
Date	Game	W/L	Score	Attend.	
10/29/81	HAMPTON	L	15-17		
8/31/02	HAMPTON	L	28-31	10,143	
Score Totals			43-48		

## Hargrave Military (1-1)

Home: 0-1		Away: 1-0		Neutral: 0-0	
Date	Game	W/L	Score	Attend.	
11/11/72	HARGRAVE MIL.	L	0-34		
10/6/73	at Hargrave Mil.	W	16-6		
Score Totals			16-40		

## Hofstra (6-3)

Home: 4-1		Away: 2-2		Neutral: 0-0	
Date	Game	W/L	Score	Attend.	
9/19/92	HOFSTRA	W	38-6	10,200	
9/12/98	HOFSTRA	L	24-37	11,200	
11/20/99	at Hofstra	L	16-34	6,842	
* 9/21/02	at Hofstra	W	24-21	2,902	
* 9/20/03	HOFSTRA	W	23-20	9,093	
* 10/2/04	HOFSTRA	W	31-21	9,298	
* 10/1/05	at Hofstra	W	42-10	6,065	
* 10/5/08	HOFSTRA	W	56-0	16,109	
* 10/3/09	at Hofstra	L	17-24	2,751	
Score Totals			271-173		

## Jacksonville State (1-0)

Home: 1-0		Away: 0-0		Neutral: 0-0	
Date	Game	W/L	Score	Attend.	
9/25/93	JACKSONVILLE ST.	W	35-14	7,000	

## Lafayette (0-2)

Home: 0-1		Away: 0-1		Neutral: 0-0	
Date	Game	W/L	Score	Attend.	
10/22/83	LAFAYETTE	L	14-31	12,800	
10/12/85	at Lafayette	L	13-20	10,500	
Score Totals			27-51		

## Lehigh (3-1)

Home: 1-0		Away: 1-2		Neutral: 0-0	
Date	Game	W/L	Score	Attend.	
11/1/80	at Lehigh	L	14-31	10,000	
p 11/27/04	at #16 Lehigh	W	14-13	6,116	
9/6/14	at Lehigh	W	31-28	6,519	
9/12/15	LEHIGH	W	55-17	15,949	
Score Totals			114-89		



# JMU Opponents' Series History

## Liberty (12-6)

Home: 6-4		Away: 6-2		Neutral: 0-0	
Date	Game	W/L	Score	Attend.	
10/4/80	LIBERTY	W	30-14		
9/26/81	at Liberty	W	36-14		
9/22/84	at Liberty	W	52-43	4,931	
9/21/85	LIBERTY	L	3-9	11,000	
9/20/86	at Liberty	L	7-17	7,853	
10/1/88	LIBERTY	W	31-28	9,200	
9/30/89	at Liberty	L	14-19	7,600	
9/8/90	LIBERTY	L	19-22	10,036	
11/2/91	at Liberty	W	35-34	4,550	
11/7/92	LIBERTY	L	31-34	6,250	
9/9/00	LIBERTY	W	38-7	10,000	
11/23/01	at Liberty	W	14-7	2,647	
8/30/03	LIBERTY	W	48-6	10,872	
9/26/09	at Liberty	W	24-10	15,532	
9/25/10	LIBERTY	W	10-3	16,385	
9/17/11	at #20 Liberty	W	27-24	18,878	
p 11/29/14	LIBERTY	L	21-26	13,040	
Score Totals			440-317		

## Lock Haven (4-0)

Home: 4-0		Away: 0-0		Neutral: 0-0	
Date	Game	W/L	Score	Attend.	
9/4/93	LOCK HAVEN	W	55-3	10,000	
9/2/00	LOCK HAVEN	W	72-0	11,000	
9/4/04	LOCK HAVEN	W	62-7	10,221	
9/3/05	LOCK HAVEN	W	56-0	14,673	
Score Totals			245-10		

## Maine (13-5)

Home: 6-2		Away: 7-3		Neutral: 0-0	
Date	Game	W/L	Score	Attend.	
* 9/30/95	at Maine	W	21-17	5,930	
* 10/5/96	MAINE	W	31-7	12,000	
* 9/27/97	at Maine	W	24-22	5,220	
* 10/24/98	MAINE	W	34-28	15,000	
* 11/6/99	at Maine	L	20-26	2,297	
* 11/4/00	MAINE	W	22-7	14,000	
* 9/29/01	at Maine	L	3-13	8,011	
* 10/5/02	MAINE	L	6-17	14,728	
* 10/25/03	at Maine	L	13-20	6,167	
* 10/16/04	at Maine	W	24-20	7,084	
* 10/8/05	MAINE	W	38-2	15,087	
* 9/27/08	at Maine	W	24-10	3,188	
* 11/7/09	MAINE	W	22-14	15,303	
* 11/20/10	at Maine	W	14-10	3,880	
* 10/8/11	MAINE	L	24-25 OT	24,023	
* 11/3/12	at #19 Maine	W	31-7	2,951	
* 9/24/16	at Maine	W	31-20	8,786	
* 9/23/17	MAINE	W	28-10	25,330	
Score Totals			410-275		

## Mars Hill (1-1)

Home: 1-0		Away: 0-1		Neutral: 0-0	
Date	Game	W/L	Score	Attend.	
10/8/77	at Mars Hill	L	7-30		
9/30/78	MARS HILL	W	24-14		
Score Totals			31-44		

## Marshall (0-2)

Home: 0-0		Away: 0-2		Neutral: 0-0	
Date	Game	W/L	Score	Attend.	
p 11/28/87	at Marshall	L	12-41	15,584	
p 12/3/94	at Marshall	L	21-28 OT	16,494	
Score Totals			33-69		

## Maryland (0-3)

Home: 0-0		Away: 0-3		Neutral: 0-0	
Date	Game	W/L	Score	Attend.	
9/5/98	at Maryland	L	15-23	36,547	
9/12/09	at Maryland	L	35-38	46,485	
8/30/14	at Maryland	L	7-52	45,080	
Score Totals			57-113		

## Massanutten Military (0-1)

Home: 0-1		Away: 0-0		Neutral: 0-0	
Date	Game	W/L	Score	Attend.	
10/27/73	MASSANUTTEN MIL.	L	6-17		

## McNeese State (1-1)

Home: 0-1		Away: 1-0		Neutral: 0-0	
Date	Game	W/L	Score	Attend.	
9/16/95	MCNEESE STATE	L	24-30	11,000	
9/14/96	at McNeese State	W	24-10	12,543	
Score Totals			48-40		

## Middle Tennessee State (1-0)

Home: 1-0		Away: 0-0		Neutral: 0-0	
Date	Game	W/L	Score	Attend.	
9/10/94	MIDDLE TENN ST.	W	24-22	10,500	

## Montana (1-1)

Home: 0-1		Away: 0-0		Neutral: 1-0	
Date	Game	W/L	Score	Attend.	
12/17/04	vs. Montana	W	31-21	16,771	
p 12/12/08	#4 MONTANA	L	27-35	15,976	
Score Totals			58-56		

## Morehead State (7-2)

Home: 6-0		Away: 1-2		Neutral: 0-0	
Date	Game	W/L	Score	Attend.	
11/10/79	MOREHEAD STATE	W	16-3	4,800	
9/13/80	at Morehead State	L	18-21	3,000	
9/15/84	at Morehead State	W	38-28	6,500	
9/14/85	MOREHEAD STATE	W	35-14	11,700	
9/13/86	at Morehead State	L	24-27	4,000	
9/19/87	MOREHEAD STATE	W	44-10	3,100	
9/4/10	MOREHEAD STATE	W	48-7	16,612	
9/5/15	MOREHEAD STATE	W	56-7	22,080	
9/3/16	MOREHEAD STATE	W	80-7	23,626	
Score Totals			359-124		

## Morgan State (1-0)

Home: 1-0		Away: 0-0		Neutral: 0-0	
Date	Game	W/L	Score	Attend.	
9/2/95	MORGAN STATE	W	76-7	12,500	

## Navy (2-1)

Home: 0-0		Away: 2-1		Neutral: 0-0	
Date	Game	W/L	Score	Attend.	
9/3/88	at Navy	L	14-27	21,318	
10/28/89	at Navy	W	24-20	30,024	
10/27/90	at Navy	W	16-7	29,129	
Score Totals			54-54		

# JMU Opponents' Series History

## New Hampshire (10-8)

Home: 6-3		Away: 4-5		Neutral: 0-0	
Date	Game	W/L	Score	Attend.	
9/4/82	NEW HAMPSHIRE	L	6-28	8,500	
* 10/16/93	NEW HAMPSHIRE	W	45-21	13,000	
* 9/17/94	at New Hampshire	L	24-27	6,173	
10/14/95	at New Hampshire	W	23-19	9,150	
9/28/96	NEW HAMPSHIRE	L	22-39	14,000	
* 9/18/99	at New Hampshire	W	35-28	4,594	
* 9/30/00	NEW HAMPSHIRE	W	24-13	10,000	
* 9/8/01	at New Hampshire	L	19-26	3,766	
* 9/7/02	NEW HAMPSHIRE	W	20-14	7,831	
* 11/8/03	at New Hampshire	L	17-20	1,815	
* 10/14/06	at #1 New Hampshire	W	42-23	13,042	
* 9/8/07	NEW HAMPSHIRE	W	41-24	14,021	
* 10/16/10	#15 NEW HAMPSHIRE	L	14-28	16,985	
* 11/5/11	at #9 New Hampshire	L	10-28	4,466	
* 11/9/13	at #25 New Hampshire	L	17-33	6,084	
* 10/15/16	at #25 New Hampshire	W	42-39	8,316	
p 12/3/16	#22 NEW HAMPSHIRE	W	55-22	13,231	
* 10/28/17	#17 NEW HAMPSHIRE	W	21-0	25,298	
Score Totals			477-432		

## Newberry (1-0)

Home: 1-0		Away: 0-0		Neutral: 0-0	
Date	Game	W/L	Score	Attend.	
9/29/90	NEWBERRY	W	52-7	5,106	

## Norfolk State (1-0)

Home: 1-0		Away: 0-0		Neutral: 0-0	
Date	Game	W/L	Score	Attend.	
9/16/17	NORFOLK STATE	W	75-14	23,118	

## North Carolina (0-3)

Home: 0-0		Away: 0-3		Neutral: 0-0	
Date	Game	W/L	Score	Attend.	
9/1/07	at North Carolina	L	14-37	58,500	
9/3/11	at North Carolina	L	10-42	57,000	
9/17/16	at North Carolina	L	28-56	56,000	
Score Totals			52-135		

## North Carolina Central (1-0)

Home: 1-0		Away: 0-0		Neutral: 0-0	
Date	Game	W/L	Score	Attend.	
9/6/08	N.C. CENTRAL	W	56-7	15,518	

## North Dakota State (1-2)

Home: 0-0		Away: 1-1		Neutral: 0-1	
Date	Game	W/L	Score	Attend.	
p 12/3/11	at #2 N. Dakota State	L	14-26	17,432	
p 12/16/16	at #1 N. Dakota State	W	27-17	18,282	
p 1/6/18	vs. #2 N. Dakota State	L	13-17	19,090	
Score Totals			54-60		

## Northeastern (12-8)

Home: 6-5		Away: 6-3		Neutral: 0-0	
Date	Game	W/L	Score	Attend.	
10/20/84	NORTHEASTERN	L	6-9	13,900	
11/1/86	at Northeastern	W	15-2	4,010	
11/14/87	NORTHEASTERN	W	13-3	9,106	
10/15/88	at Northeastern	W	29-13	2,308	
10/6/90	NORTHEASTERN	W	21-0	9,560	
11/23/91	at Northeastern	W	27-10	1,010	
10/3/92	NORTHEASTERN	W	35-34	11,200	
* 11/6/93	at Northeastern	W	52-21	2,100	
* 11/19/94	NORTHEASTERN	L	6-9 OT	10,000	
* 11/4/95	at Northeastern	W	27-13	5,800	
* 11/2/96	NORTHEASTERN	L	7-31	10,000	
* 11/8/97	at Northeastern	L	17-41	1,017	
* 11/7/98	NORTHEASTERN	W	31-17	6,300	
* 9/11/99	NORTHEASTERN	W	29-21	10,200	
* 11/18/00	at Northeastern	L	30-34	2,228	
* 11/17/01	NORTHEASTERN	L	17-24	8,000	
* 11/23/02	at Northeastern	L	10-41	4,825	
* 11/22/03	NORTHEASTERN	L	24-41	7,759	
* 9/23/06	NORTHEASTERN	W	52-14	14,806	
* 10/6/07	at Northeastern	W	21-14	2,083	
Score Totals			469-392		

## Old Dominion (0-2)

Home: 0-1		Away: 0-1		Neutral: 0-0	
Date	Game	W/L	Score	Attend.	
10/29/11	at #15 Old Dominion	L	20-23	19,818	
11/17/12	#4 Old Dominion	L	28-38	23,051	
Score Totals			48-61		

## Randolph-Macon (4-2)

Home: 3-0		Away: 1-2		Neutral: 0-0	
Date	Game	W/L	Score	Attend.	
11/2/74	at Randolph-Macon	L	24-29		
11/1/75	RANDOLPH-MACON	W	12-7		
10/30/76	at Randolph-Macon	L	0-18		
10/29/77	RANDOLPH-MACON	W	28-0		
10/28/78	at Randolph-Macon	W	21-10		
10/27/79	RANDOLPH-MACON	W	54-0		
Score Totals			139-64		

## Rhode Island (10-3)

Home: 6-1		Away: 4-2		Neutral: 0-0	
Date	Game	W/L	Score	Attend.	
9/5/87	RHODE ISLAND	W	38-0	3,300	
* 11/15/97	RHODE ISLAND	W	39-37 3OT	6,800	
* 10/31/98	at Rhode Island	L	21-28	2,389	
* 10/14/00	at Rhode Island	L	6-7	4,914	
* 9/22/01	RHODE ISLAND	L	12-16	10,200	
11/2/02	at Rhode Island	W	15-11	4,966	
* 11/1/03	RHODE ISLAND	W	39-27	13,855	
* 10/7/06	RHODE ISLAND	W	35-23	14,679	
* 10/13/07	at Rhode Island	W	44-27	6,163	
* 11/12/11	RHODE ISLAND	W	31-13	25,096	
* 9/22/12	at Rhode Island	W	32-7	4,203	
* 10/29/16	RHODE ISLAND	W	84-7	23,841	
* 11/4/17	at Rhode Island	W	38-3	3,227	
Score Totals			434-196		



# JMU Opponents' Series History

## Richmond (17-18)

Home: 8-9		Away: 9-8		Neutral: 0-1	
Date	Game	W/L	Score	Attend.	
10/3/81	at Richmond	L	7-24	13,200	
11/5/83	at Richmond	L	0-32	10,342	
9/1/84	RICHMOND	L	12-43	11,800	
10/5/85	vs. Richmond	L	15-38	17,000	
10/10/87	RICHMOND	W	41-3	16,030	
11/12/88	at Richmond	W	25-13	15,802	
9/16/89	RICHMOND	W	31-0	10,088	
9/22/90	at Richmond	W	29-0	7,713	
10/26/91	RICHMOND	W	47-42	13,369	
9/12/92	at Richmond	L	40-49	14,666	
9/11/93	RICHMOND	L	13-20	10,000	
* 10/29/94	at Richmond	W	29-16	17,210	
* 10/28/95	RICHMOND	L	33-34	11,000	
* 10/19/96	at Richmond	W	31-27	13,789	
* 10/25/97	RICHMOND	L	21-26	14,100	
* 10/3/98	at Richmond	L	7-28	14,874	
* 11/13/99	RICHMOND	W	31-13	11,500	
* 11/11/00	at Richmond	L	2-21	13,750	
* 10/13/01	RICHMOND	L	17-20	14,000	
* 10/19/02	at Richmond	L	0-26	8,113	
* 10/11/03	RICHMOND	W	34-14	12,470	
* 10/23/04	at Richmond	W	26-20	10,235	
* 10/29/05	RICHMOND	L	15-18	15,124	
* 10/28/06	at #13 Richmond	W	27-10	11,150	
* 10/27/07	#14 RICHMOND	L	16-17	14,009	
* 10/11/08	at #5 Richmond	W	38-31	16,151	
* 10/10/09	#1 RICHMOND	L	17-21	16,098	
* 11/6/10	at #20 Richmond	L	10-13 OT	8,700	
* 10/1/11	#10 RICHMOND	W	31-7	25,742	
* 10/20/12	at Richmond	L	29-35	8,700	
* 10/12/13	RICHMOND	W	38-31	19,029	
* 11/15/14	at #14 Richmond	W	55-20	8,700	
* 10/24/15	#11 RICHMOND	L	49-59	26,069	
* 11/5/16	at #6 Richmond	W	47-43	8,700	
* 11/11/17	RICHMOND	W	20-13	24,586	
Score Totals			883-827		

## Saint Francis (Pa.) (3-0)

Home: 3-0		Away: 0-0		Neutral: 0-0	
Date	Game	W/L	Score	Attend.	
9/1/12	SAINT FRANCIS	W	55-7	23,248	
9/14/13	SAINT FRANCIS	W	24-20	21,276	
9/13/14	SAINT FRANCIS	W	38-22	23,577	
Score Totals			117-49		

## Saint Paul's (1-0)

Home: 1-0		Away: 0-0		Neutral: 0-0	
Date	Game	W/L	Score	Attend.	
10/4/86	SAINT PAUL'S	W	62-0	14,100	

## Salisbury State (4-3)

Home: 2-1		Away: 2-2		Neutral: 0-0	
Date	Game	W/L	Score	Attend.	
10/14/72	at Salisbury State	L	0-55		
10/13/73	SALISBURY STATE	L	7-42		
11/9/74	at Salisbury State	W	20-17		
11/8/75	SALISBURY STATE	W	24-15		
11/6/76	at Salisbury State	W	38-36		
10/15/77	SALISBURY STATE	W	42-27		
10/7/78	at Salisbury State	L	9-13		
Score Totals			140-205		

## Sam Houston State (1-0)

Home: 1-0		Away: 0-0		Neutral: 0-0	
Date	Game	W/L	Score	Attend.	
p 12/9/16	#5 SAM HOUSTON	W	65-7	15,646	

## Samford (0-1)

Home: 0-1		Away: 0-0		Neutral: 0-0	
Date	Game	W/L	Score	Attend.	
p 12/7/91	SAMFORD	L	21-24	9,028	

## Shepherd (2-2)

Home: 1-1		Away: 1-1		Neutral: 0-0	
Date	Game	W/L	Score	Attend.	
10/5/74	at Shepherd	W	22-11		
10/4/75	SHEPHERD	W	13-7		
10/2/76	at Shepherd	L	0-6		
10/1/77	SHEPHERD	L	0-10		
Score Totals			35-34		

## Shepherd JV (0-1)

Home: 0-1		Away: 0-0		Neutral: 0-0	
Date	Game	W/L	Score	Attend.	
10/7/72	SHEPHERD JV	L	0-6		
10/20/73	SHEPHERD JV	W	23-10		
Score Totals			23-16		

## Shippensburg (6-5)

Home: 4-2		Away: 2-3		Neutral: 0-0	
Date	Game	W/L	Score	Attend.	
11/22/74	SHIPPENSBURG ST.	L	7-21		
11/15/75	at Shippensburg St.	W	14-3		
11/13/76	SHIPPENSBURG ST.	L	17-21		
11/12/77	at Shippensburg St.	L	20-59		
11/4/78	SHIPPENSBURG St.	W	14-0		
11/3/79	at Shippensburg St.	W	10-7		
11/15/80	SHIPPENSBURG ST.	W	19-14		
11/14/81	at Shippensburg St.	L	27-33		
11/13/82	SHIPPENSBURG ST.	W	52-22	8,000	
11/12/83	at Shippensburg St.	L	9-29	2,200	
9/7/96	SHIPPENSBURG	W	30-0	11,000	
Score Totals			219-209		

## SMU (1-0)

Home: 0-0		Away: 1-0		Neutral: 0-0	
Date	Game	W/L	Score	Attend.	
10/24/15	at SMU	W	48-45	22,314	

## South Dakota State (1-0)

Home: 1-0		Away: 0-0		Neutral: 0-0	
Date	Game	W/L	Score	Attend.	
p 12/16/17	#5 S. DAKOTA ST.	W	51-16	16,528	

## South Florida (1-1)

Home: 1-0		Away: 0-1		Neutral: 0-0	
Date	Game	W/L	Score	Attend.	
10/30/99	SOUTH FLORIDA	W	13-3	15,000	
9/16/00	at South Florida	L	7-26	23,002	
Score Totals			20-29		

## Staunton Military (0-1)

Home: 0-0		Away: 0-1		Neutral: 0-0	
Date	Game	W/L	Score	Attend.	
11/3/73	at Staunton Military	L	29-41		

# JMU Opponents' Series History

## Stony Brook (3-1)

Home: 2-1		Away: 1-0		Neutral: 0-0	
Date	Game	W/L	Score	Attend.	
* 11/16/13	STONY BROOK	L	38-41	17,969	
* 11/8/14	at Stony Brook	W	27-24	5,115	
* 10/3/15	STONY BROOK	W	38-20	21,653	
p 12/2/17	#10 STONY BROOK	W	26-7	16,449	
Score Totals			129-92		

## Towson (20-6-1)

Home: 12-1		Away: 8-5-1		Neutral: 0-0	
Date	Game	W/L	Score	Attend.	
9/18/76	TOWSON STATE	W	28-26		
9/17/77	at Towson State	L	7-13		
9/16/78	TOWSON STATE	W	21-14		
9/15/79	at Towson State	L	8-18		
11/7/81	TOWSON STATE	W	20-7		
11/20/82	at Towson State	W	42-24	3,305	
11/19/83	TOWSON STATE	L	3-10	5,000	
11/17/84	at Towson State	W	24-14	3,350	
11/23/85	TOWSON STATE	W	13-0	9,000	
11/22/86	at Towson State	T	7-7	4,684	
10/31/87	TOWSON STATE	W	21-19	16,500	
10/29/88	at Towson State	L	6-34	5,136	
10/14/89	TOWSON STATE	W	41-6	12,800	
10/13/90	at Towson State	W	21-14	1,489	
10/12/91	TOWSON STATE	W	55-31	8,102	
10/24/92	at Towson	L	21-28	4,069	
* 11/20/04	at Towson	W	31-17	2,744	
* 11/19/05	TOWSON	W	55-14	11,635	
* 11/18/06	at Towson	W	38-3	4,533	
* 11/22/08	at Towson	W	58-27	5,575	
* 11/21/09	TOWSON	W	43-12	13,138	
* 10/9/10	at Towson	W	17-13	9,049	
* 10/6/12	#12 TOWSON	W	13-10	25,077	
* 11/23/13	at Towson	L	17-28	7,379	
* 10/11/14	TOWSON	W	62-7	24,113	
* 10/10/15	at Towson	W	51-30	8,224	
Score Totals			723-426		

## Troy (1-1)

Home: 1-0		Away: 0-1		Neutral: 0-0	
Date	Game	W/L	Score	Attend.	
p 11/26/94	TROY	W	45-26	5,200	
p 11/27/99	at Troy	L	7-27	17,102	
Score Totals			52-53		

## UCF (1-1)

Home: 1-0		Away: 0-1		Neutral: 0-0	
Date	Game	W/L	Score	Attend.	
9/7/91	UCF	W	49-31	10,081	
11/14/92	at UCF	L	37-41	6,681	
Score Totals			86-72		

## UConn (4-1)

Home: 3-0		Away: 1-1		Neutral: 0-0	
Date	Game	W/L	Score	Attend.	
* 9/18/93	at UConn	L	34-45	4,342	
* 11/12/94	UCONN	W	48-20	11,000	
* 11/11/95	UCONN	W	24-16	8,000	
* 11/9/96	at UConn	W	14-6	4,555	
* 10/23/99	UCONN	W	48-14	12,500	
Score Totals			168-101		

## UMass (7-8-1)

Home: 4-3		Away: 3-5-1		Neutral: 0-0	
Date	Game	W/L	Score	Attend.	
9/6/86	UMASS	L	14-16	12,400	
9/26/87	at UMass	W	21-15	10,303	
9/9/89	at UMass	T	28-28	9,428	
10/5/91	UMASS	W	24-7	15,104	
10/2/93	at UMass	L	10-33	14,207	
* 9/20/97	UMASS	W	13-10	11,300	
* 10/10/98	at UMass	L	26-28	14,202	
* 10/20/01	at UMass	L	20-43	10,264	
* 10/26/02	UMASS	L	7-14	11,567	
* 9/27/03	at UMass	L	28-31	10,196	
* 10/9/04	UMASS	W	28-7	15,321	
* 10/16/05	#13 UMass	L	7-10	4,476	
* 9/13/08	#3 UMass	W	52-38	15,747	
* 11/14/09	at UMass	W	17-14	4,028	
* 10/30/10	#18 UMass	L	14-21	16,664	
* 11/19/11	at UMass	W	34-17	7,103	
Score Totals			343-332		

## U.S. Merchant Marine (1-0)

Home: 0-0		Away: 1-0		Neutral: 0-0	
Date	Game	W/L	Score	Attend.	
10/4/80	at U.S. Merchant	W	20-6		

## Villanova (15-11)

Home: 9-4		Away: 6-7		Neutral: 0-0	
Date	Game	W/L	Score	Attend.	
* 11/13/93	at Villanova	W	42-3	4,616	
* 10/15/94	VILLANOVA	W	31-23	15,000	
* 9/23/95	at Villanova	W	28-27 OT	11,368	
* 11/16/96	VILLANOVA	L	23-40	9,500	
* 10/4/97	at Villanova	L	17-49	7,631	
* 9/19/98	VILLANOVA	L	30-34	8,000	
* 10/2/99	at Villanova	W	23-20	12,546	
* 10/7/00	VILLANOVA	W	57-23	13,200	
* 10/6/01	at Villanova	L	44-45 2OT	11,761	
* 9/28/02	VILLANOVA	L	26-30	9,153	
* 10/4/03	at #3 Villanova	L	14-38	6,841	
* 9/18/04	at #5 Villanova	W	17-0	3,123	
* 11/12/05	VILLANOVA	W	28-13	10,984	
* 11/11/06	at Villanova	L	20-21	7,751	
* 9/29/07	VILLANOVA	W	35-7	15,035	
* 10/25/08	at #7 Villanova	W	23-19	6,721	
p 12/6/08	#6 VILLANOVA	W	31-27	13,780	
* 10/17/09	#6 VILLANOVA	L	0-27	16,037	
* 10/23/10	at #6 Villanova	L	7-14	9,217	
* 10/15/11	VILLANOVA	W	34-10	25,047	
* 11/10/12	at #21 Villanova	L	20-35	6,617	
* 11/2/13	#20 VILLANOVA	W	31-21	21,758	
* 9/20/14	at #8 Villanova	L	31-49	10,781	
* 11/21/15	VILLANOVA	W	38-29	17,028	
* 11/12/16	at #9 Villanova	W	20-7	6,109	
* 10/14/17	VILLANOVA	W	30-8	25,993	
Score Totals			700-619		

## Virginia (1-2)

Home: 0-0		Away: 1-2		Neutral: 0-0	
Date	Game	W/L	Score	Attend.	
10/13/79	at Virginia	L	9-69		
9/18/82	at Virginia	W	21-17	23,524	
9/17/83	at Virginia	L	14-21	31,984	
Score Totals			44-107		



# JMU Opponents' Series History

## Virginia Tech (1-6)

Home: 0-0		Away: 1-6		Neutral: 0-0	
Date	Game	W/L	Score	Attend.	
9/27/80	at Virginia Tech	L	6-38		
11/19/88	at Virginia Tech	L	6-27	18,753	
8/31/91	at Virginia Tech	L	12-41	41,623	
9/5/92	at Virginia Tech	L	20-49	43,684	
9/4/99	at #11 Virginia Tech	L	0-47	51,907	
9/6/03	at #9 Virginia Tech	L	0-43	65,115	
9/11/10	at #13 Virginia Tech	W	21-16	66,233	
Score Totals			65-261		

## VMI (10-3)

Home: 7-0		Away: 3-3		Neutral: 0-0	
Date	Game	W/L	Score	Attend.	
10/16/82	at VMI	L	7-35	9,350	
11/10/84	VMI	W	21-17	8,100	
11/9/85	at VMI	L	7-14	5,900	
9/27/86	VMI	W	39-7	11,000	
10/17/87	at VMI	W	20-17	8,500	
10/22/88	VMI	W	37-0	15,986	
10/21/89	VMI	W	25-0	9,115	
9/15/90	at VMI	L	21-24	7,850	
11/5/94	at VMI	W	38-15	6,224	
10/30/04	VMI	W	41-10	15,312	
9/30/06	at VMI	W	45-7	8,830	
9/15/07	VMI	W	45-17	15,083	
9/19/09	VMI	W	44-16	15,951	
Score Totals			390-179		

## Washington & Lee (3-0)

Home: 2-0		Away: 1-0		Neutral: 0-0	
Date	Game	W/L	Score	Attend.	
9/21/74	WASHINGTON & LEE	W	24-22		
9/20/75	WASHINGTON & LEE	W	21-16		
9/9/78	WASHINGTON & LEE	W	49-7		
Score Totals			94-45		

## Weber State (1-0)

Home: 1-0		Away: 0-0		Neutral: 0-0	
Date	Game	W/L	Score	Attend.	
p 12/8/17	#11 WEBER STATE	W	31-28	13,490	

## West Virginia (0-2)

Home: 0-0		Away: 0-1		Neutral: 0-1	
Date	Game	W/L	Score	Attend.	
9/25/04	at West Virginia	L	10-45	56,609	
9/15/12	vs. West Virginia	L	12-42	45,511	
Score Totals			22-87		

## William & Mary (23-17)

Home: 13-5		Away: 10-12		Neutral: 0-0	
Date	Game	W/L	Score	Attend.	
10/14/78	at William & Mary	L	7-32		
10/6/79	at William & Mary	L	0-33	12,000	
10/31/81	at William & Mary	L	19-31	7,800	
10/23/82	WILLIAM & MARY	W	24-18	14,750	
10/15/83	at William and Mary	L	21-24	12,100	
9/29/84	WILLIAM & MARY	L	10-20	8,300	
9/28/85	at William & Mary	L	14-31	12,200	
10/25/86	WILLIAM & MARY	W	28-22	7,500	
10/24/87	at William & Mary	W	28-22	16,103	
9/24/88	WILLIAM & MARY	L	3-10	7,000	
11/11/89	at William & Mary	L	21-24	12,420	
11/10/90	WILLIAM & MARY	L	21-31	6,641	
9/28/91	at William & Mary	W	29-28	15,371	
10/31/92	WILLIAM & MARY	W	21-14	7,400	
* 10/30/93	at William & Mary	L	26-31	11,698	
* 10/22/94	WILLIAM & MARY	W	33-7	15,200	
* 9/9/95	at William & Mary	W	24-17	13,871	
* 10/12/96	WILLIAM & MARY	W	26-21	10,500	
* 10/11/97	at William & Mary	L	25-38	8,529	
* 10/17/98	WILLIAM & MARY	L	12-24	14,000	
* 10/16/99	at William & Mary	W	30-20	9,225	
* 10/21/00	WILLIAM & MARY	W	28-14	10,500	
* 11/10/01	at William & Mary	L	10-17	9,233	
* 11/16/02	WILLIAM & MARY	W	34-31 OT	8,237	
* 10/18/03	at William & Mary	W	24-17	8,038	
* 11/13/04	#10 WILLIAM & MARY	L	24-27	13,904	
p 12/10/04	at #6 William & Mary	W	48-34	12,259	
* 11/5/05	at #16 William & Mary	W	30-29	12,287	
* 10/21/06	WILLIAM & MARY	W	31-17	15,573	
* 11/10/07	at William & Mary	W	55-34	12,259	
* 11/15/08	#12 WILLIAM & MARY	W	48-24	14,330	
* 10/24/09	at #5 William & Mary	L	3-24	12,259	
* 11/13/10	#1 WILLIAM & MARY	W	30-24	16,733	
* 9/24/11	at #5 William & Mary	W	20-14	12,259	
* 10/13/12	WILLIAM & MARY	W	27-26 OT	22,271	
* 10/26/13	at #19 William & Mary	L	7-17	12,259	
* 11/1/14	#17 WILLIAM & MARY	W	31-24	21,778	
* 10/31/15	at #16 William & Mary	L	41-44	9,414	
* 10/8/16	WILLIAM & MARY	W	31-24	20,354	
* 10/21/17	at William & Mary	W	46-14	13,125	
Score Totals			1004-964		

## Wofford (2-0)

Home: 2-0		Away: 0-0		Neutral: 0-0	
Date	Game	W/L	Score	Attend.	
10/25/80	WOFFORD	W	3-0		
p 11/29/08	WOFFORD	W	38-35	12,826	
Score Totals			41-35		

## Youngstown State (2-3)

Home: 0-1		Away: 1-2		Neutral: 1-0	
Date	Game	W/L	Score	Attend.	
10/20/90	YOUNGSTOWN ST.	L	15-31	12,812	
11/9/91	at Youngstown St.	L	21-28	8,138	
9/26/92	at Youngstown St.	W	52-49	16,826	
p 11/25/06	at Youngstown St.	L	31-35	11,627	
p 1/7/17	vs. #13 Youngstown St.	W	28-14	14,423	
Score Totals			147-157		

### Denotations:

\* - conference game

p - NCAA playoff game

# CAA Football

CAA Football has established itself as one of the nation's premier FCS power conferences for more than a decade due to its on-field success, national exposure and the achievements of its student-athletes in the classroom, in the community and at the next level.

James Madison capped an outstanding 2017 season for the conference by reaching the FCS national championship game for the second year in a row. CAA Football sent four programs to the NCAA Division I Football Championship for the fourth straight season and they combined to win six games. In addition to the Dukes' advancing to the national title game, New Hampshire extended the nation's longest FCS playoff streak with its 14th straight appearance, while Stony Brook and Elon earned playoff berths for the first time as members of CAA Football. Nine different CAA teams have made the playoffs over the past five years.

CAA Football continued its success against non-conference opponents in 2017, finishing 26-6 against FCS foes and 28-15 overall. The non-conference winning percentage (.813) vs. FCS opponents was the best of any FCS conference. The league posted two victories over FBS competition for the second year in a row as James Madison rolled past East Carolina, 34-14, and New Hampshire defeated Georgia Southern, 22-12. CAA Football teams have now recorded 36 wins over FBS opponents in its history.

A strong presence in the national rankings remained another constant for CAA Football in 2017. James Madison finished the year as the #2 team in the country, while Stony Brook, New Hampshire and Elon were also ranked in the final FCS Top 25 polls. All 12 CAA teams were either ranked or receiving votes in the national polls at some point during the 2017 season.

A total of 14 CAA Football players were named to one or more All-America teams in 2017, while nine players and two coaches were selected as finalists for national Player/Coach of the Year awards from STATS.

CAA Football continues to provide a path to the next level, with three players selected in the 2018 NFL Draft. Richmond quarterback Kyle Lauletta was picked in the fourth round by the New York Giants, Delaware defensive tackle Bilal Nichols was chosen in the fifth round by the Chicago Bears and Maine offensive lineman Jamil Demby went to the Los Angeles Rams in round six. The conference has now had multiple players picked in each NFL Draft since 2006.

CAA Football received tremendous broadcast exposure through conference agreements with FOX Sports and CBS Interactive (SportsLive) as well institutional packages with several regional sports networks. In addition, numerous games were distributed on CAA.TV. The CAA's national appeal was showcased last season when ESPN's iconic College Gameday show aired live from James Madison on Oct. 14 prior to the Dukes' conference showdown with Villanova. It was College Gameday's second trip to Harrisonburg in the past three years.

CAA Football's emphasis on its players' off-the-field achievements was evident again in 2016. James Madison's Bryan Schor was the recipient of the Chuck Boone Leadership Award, which honors the player who best embodies the highest standards of leadership, integrity, teamwork and sportsmanship in his academic and athletic pursuits. New Hampshire's Kyle Reisert was selected as CAA Football's Scholar-Athlete of the Year and was honored as a first-team Academic All-American.

Showing a desire to unite behind a common cause, all 12 CAA Football schools partnered with the Be the Match Foundation and its "Get in the Game, Save a Life" program in 2017. Former Villanova coach Andy Talley has been a driving force nationally for the program, which raises awareness of the need for bone marrow donors.

CAA Football has enjoyed a tremendous record in the postseason, earning 102 total playoff berths and at least three in every year since 2006. The league's 105 all-time wins in the NCAA playoffs are second-most of any FCS conference, and the conference has further established its presence at the national level by placing 13 teams in the national semifinals over the past 12 seasons.

James Madison took home the national championship in 2016 with a 28-14 victory over Youngstown State. It was the third title in the past decade and sixth overall for CAA Football. Villanova captured the 2009 national championship and Richmond claimed its first FCS crown in 2008. In 2004, JMU won the national championship, becoming the first team since the field expanded to 16 teams in 1986 to reach the final after winning three road playoff games. Delaware rolled past Colgate, 40-0, to capture the first title-game shutout in 2003. Former league member Massachusetts earned a national championship in 1998.

CAA Football boasts a total of 28 individual national award winners in league history. Villanova quarterback John Robertson (2014), Old Dominion quarterback Taylor Heinicke (2012), New Hampshire quarterback Ricky Santos (2006), William & Mary quarterback Lang Campbell (2004), Villanova running back Brian Westbrook (2001), Nova wide receiver Brian Finneran (1997), UNH running back Jerry Azumah (1998) and Towson running back Dave Meggett (1998) all



earned the Walter Payton Award as the top offensive player in FCS under the league banner. UNH linebacker Matt Evans (2011), James Madison defensive lineman Arthur Moats (2009), and JMU linebacker Derrick Lloyd (2001) each received the Buck Buchanan Award as the top defensive player in FCS, while JMU defensive lineman Andrew Ankrah was chosen as the FCS ADA Defensive Player of the Year in 2017. Robertson (2012) and Towson's Terrance West (2011) are past recipients of the Jerry Rice Award as the top freshman in FCS. New Hampshire's Sean McDonnell (2005 and 2014), Towson's Rob Ambrose (2011), JMU's Mickey Matthews (1999 and 2008), Villanova's Andy Talley (1997) and Boston University's Dan Allen (1993) are past Eddie Robinson Award winners from the league as the top coach in FCS. JMU's Mike Houston (2016), McDonnell (2014), Matthews (2004), Talley (1997 and 2009), Delaware's K.C. Keeler (2010), Richmond's Mike London (2008), and Massachusetts' Mark Whipple (1998) have all garnered the AFCA National Coach of the Year honor as well.

The league remains successful beyond the collegiate playing field. CAA Football has had 116 players drafted by NFL franchises dating back to 1948. A total of 38 players have been selected in the draft over the last 13 years, including 2013 Super Bowl MVP Joe Flacco of Delaware (18th overall to the Baltimore Ravens in 2008). More than 30 players currently join Flacco on active NFL rosters.

CAA Football's geographic footprint extends up and down the East Coast, with schools located from Maine to North Carolina. Members include UAlbany, Delaware, Elon, James Madison, Maine, New Hampshire, Rhode Island, Richmond, Stony Brook, Towson, Villanova and William and Mary. Joe D'Antonio is in his third year as commissioner of CAA Football and the Colonial Athletic Association.

While CAA Football officially began March 1, 2007, its roots date back more than 60 years. On December 3, 1946, the Code of the Yankee Conference went into effect. Established as an all-sports conference for the New England land grant colleges, the six charter members included Connecticut, Maine, Massachusetts, New Hampshire, Rhode Island and Vermont. Upon the formation of Division I-AA football in 1978, the league disbanded all sports except for football. Delaware and Richmond were admitted to the conference in 1986, Villanova was added in 1988 and James Madison, Northeastern and William and Mary joined the league in 1993. The Atlantic 10 assumed operational control of the conference from 1997-2006, with Hofstra becoming part of the league in 2001 and Towson joining the group in 2004. With the conference under the CAA Football banner, UAlbany and Stony Brook were welcomed in 2013, followed by Elon in 2014.

## CAA Football Staff

**Joe D'Antonio** - Commissioner

**Jennifer Condaras** - Deputy Commissioner, SWA

**Brian Gordon** - Associate Commissioner for Football

**Rob Washburn** - Associate Commissioner for Communications

**Bobby Broyles** - Assistant Commissioner for Broadcast & Multimedia Services

**Mike Windley** - Director of Video Services

**Officials Coordinator** - Jim Maconaghy

**Address**

8625 Patterson Ave.  
Richmond, VA 23229



Joe D'Antonio

**Washburn E-mail**

[rwashburn@caasports.com](mailto:rwashburn@caasports.com)

**Phone**

(804) 525-1219

**Fax**

(804) 754-1973



Rob Washburn



## 2017 Standings

Team	Conference			Points			Overall			Points			Home	Away	Neut	Streak
	W	L	T	For	Opp	Pct	W	L	T	For	Opp	Pct				
James Madison * #	8	0	0	234	61	1.000	14	1	0	516	167	.933	9-0	5-0	0-1	L1
Stony Brook #	7	1	0	214	165	.875	10	3	0	380	268	.769	6-1	4-2	0-0	L1
Elon #	6	2	0	163	175	.750	8	4	0	256	298	.667	4-2	4-2	0-0	L3
New Hampshire #	5	3	0	167	150	.625	9	5	0	309	301	.643	6-0	3-5	0-0	L1
Delaware	5	3	0	170	141	.625	7	4	0	233	185	.636	5-1	2-3	0-0	L1
Richmond	4	4	0	218	186	.500	6	5	0	340	272	.545	3-2	3-3	0-0	W1
Villanova	3	5	0	121	126	.375	5	6	0	231	177	.455	3-2	2-4	0-0	W1
Towson	3	5	0	149	186	.375	5	6	0	192	263	.455	3-2	2-4	0-0	W2
Maine	3	5	0	155	177	.375	4	6	0	246	233	.400	3-2	1-4	0-0	L3
Albany	2	6	0	120	150	.250	4	7	0	191	195	.364	3-2	1-5	0-0	W1
Rhode Island	2	6	0	157	236	.250	3	8	0	222	300	.273	2-3	1-5	0-0	L1
William & Mary	0	8	0	105	220	.000	2	9	0	165	263	.182	1-4	1-5	0-0	L8

\* - CAA Football Champion

# - 2017 FCS Playoffs Participants

## 2017 CAA Football Individual Awards

Curt Cignetti, Elon	Coach of the Year	Davis Cheek, Elon (QB, Fr.)	CAA Offensive Rookie of the Year
Kyle Lauletta, Richmond (QB, Sr.)	Offensive Player of the Year	Colby Reeder, Delaware (LB, Fr.)	CAA Defensive Rookie of the Year
Andrew Ankrah, James Madison (DL, Sr.)	Defensive Player of the Year	Bryan Schor, James Madison (QB, Sr.)	Chuck Boone Leadership Award
John Miller, James Madison (PR/WR, Sr.)	Special Teams Player of the Year		

### 2017 All-CAA Football First Team

#### OFFENSE

Pos.	Player	School	Class
QB	Kyle Lauletta	Richmond	Sr.
RB	Stacey Bedell	Stony Brook	Sr.
RB	Josh Mack	Maine	So.
FB	Cal Daniels	Stony Brook	Jr.
WR	Ray Bolden	Stony Brook	Sr.
WR	Dejon Brissett	Richmond	Jr.
WR	Neil O'Connor	New Hampshire	Jr.
TE	Garrett Hudson	Richmond	Sr.
OL	Jamil Demby	Maine	Sr.
OL	Connor Hilland	William & Mary	Sr.
OL	Brody Kern	Delaware	Sr.
OL	Alex Light	Richmond	Sr.
OL	Timon Parris	Stony Brook	Sr.
OL	Aaron Stinnie	James Madison	Sr.

#### DEFENSE

Pos.	Player	School	Class
DL	Andrew Ankrah	James Madison	Sr.
DL	Andrew Clyde	Richmond	Jr.
DL	Malachi Hoskins	UAlbany	Sr.
DL	Bilal Nichols	Delaware	Sr.
DL	Simeyon Robinson	James Madison	Sr.
LB	Kyre Hawkins	James Madison	Sr.
LB	Warren Messer	Elon	Jr.
LB	Troy Reeder	Delaware	Jr.
LB	Ed Shockley	Villanova	Sr.
CB	Jimmy Moreland	James Madison	Jr.
CB	Rashad Robinson	James Madison	Jr.
S	Nasir Adderley	Delaware	Jr.
S	Raven Greene	James Madison	Sr.

#### SPECIAL TEAMS

Pos.	Player	School	Class
KR	Earnest Edwards	Maine	So.
PR	John Miller	James Madison	Sr.
PK	Griffin Trau	Richmond	Jr.
P	John Hinchey	Villanova	Sr.
SPEC	Mozai Nelson	Maine	Jr.

### 2017 All-CAA Football Second Team

#### OFFENSE

Pos.	Player	School	Class
QB	Bryan Schor	James Madison	Sr.
RB	Harold Cooper	Rhode Island	Sr.
RB	Malcolm Summers	Elon	Jr.
FB	Anthony Manzo-Lewis	UAlbany	Sr.
WR	Aaron Parker	Rhode Island	So.
WR	Cortelle Simpson	Richmond	So.
WR	Tyler Wilkins	Richmond	Jr.
TE	Charles Scarff	Delaware	Jr.
OL	Ethan Greenidge	Villanova	Jr.
OL	Jahee Jackson	James Madison	So.
OL	Jake Kennedy	New Hampshire	Sr.
OL	CJ Toogood	Elon	Jr.
OL	Jake Trump	Delaware	Sr.

#### DEFENSE

Pos.	Player	School	Class
DL	Kanyia Anderson	Towson	Sr.
DL	Ousmane Camara	Stony Brook	Sr.
DL	Rick Holt	New Hampshire	Sr.
DL	Blaine Woodson	Delaware	Sr.
LB	Quinlen Dean	New Hampshire	So.
LB	Nate Hatafsky	UAlbany	Sr.
LB	Shayne Lawless	Stony Brook	Jr.
LB	Sterling Sheffield	Maine	Jr.
CB	Manny Patterson	Maine	So.
CB	Malik Reaves	Villanova	Sr.
S	Jordan Brown	James Madison	Sr.
S	Chris Cooper	Stony Brook	Sr.

#### SPECIAL TEAMS

Pos.	Player	School	Class
KR	Rodney Dorsey	Towson	Fr.
PR	Donovan McDonald	UAlbany	So.
PK	Frank Raggo	Delaware	Jr.
P	Harry O'Kelly	James Madison	Fr.
SPEC	Isaiah White	Stony Brook	Jr.

### 2017 All-CAA Football Third Team

#### OFFENSE

Pos.	Player	School	Class
QB	Trevor Knight	New Hampshire	Jr.
RB	Kani Kane	Delaware	Jr.
RB	Trai Sharp	James Madison	Jr.
FB	Tyler Crist	William & Mary	Fr.
WR	Terrence Alls	James Madison	Sr.
WR	Marven Beauvais	Rhode Island	Jr.
WR	Kortez Weeks	Elon	Fr.
TE	Andrew Caskin	William & Mary	Sr.
OL	Dino Boyd	Rhode Island	Jr.
OL	Isaiah Brooks	Maine	Sr.
OL	Chris Durant	William & Mary	Sr.
OL	Ikenna Nwokeji	Elon	Sr.
OL	John Yarbrough	Richmond	Jr.

#### DEFENSE

Pos.	Player	School	Class
DL	Darrious Carter	James Madison	Jr.
DL	Brandon Ginnetti	Rhode Island	So.
DL	Isaiah Stephens	William & Mary	Sr.
DL	Brandon Waller	Richmond	Sr.
DL	Kayon Whitaker	Maine	So.
LB	Nate Atkins	William & Mary	So.
LB	Tyricc Beverette	Stony Brook	Sr.
LB	Brandon Hereford	James Madison	Sr.
LB	Justin Rubin	Richmond	Jr.
CB	Travon Reid-Segure	Stony Brook	Sr.
CB	Prince Smith, Jr.	New Hampshire	So.
S	Chris Blair	Elon	Sr.
S	Corey Parker	William & Mary	So.
S	Darin Peart	Stony Brook	Sr.

#### SPECIAL TEAMS

Pos.	Player	School	Class
KR	Harold Cooper	Rhode Island	Sr.
PR	Matt Pires	Rhode Island	Fr.
PK	Aidan O'Neill	Towson	So.
P	Nick Pritchard	Delaware	So.
SPEC	Eli Mencer	UAlbany	So.

## Thursday, August 30

New Hampshire at Maine \*  
Rhode Island at Delaware \*

## Saturday, September 1

James Madison at NC State  
Villanova at Temple  
Albany at Pitt  
Elon at USF  
Richmond at Virginia  
William & Mary at Bucknell  
Towson at Morgan State  
Stony Brook at Air Force

## Saturday, September 8

Albany at Rhode Island \*  
Towson at Wake Forest  
Villanova at Lehigh  
William & Mary at Virginia Tech  
Lafayette at Delaware  
Furman at Elon  
James Madison at Norfolk State  
Colgate at New Hampshire  
Fordham at Richmond  
Bryant at Stony Brook  
Maine at Western Kentucky

## Saturday, September 15

Towson at Villanova \*  
Elon at William & Mary \*  
Rhode Island at UConn  
St. Francis at Richmond  
Cornell at Delaware  
New Hampshire at Colorado  
Robert Morris at James Madison  
Stony Brook at Fordham  
Morgan State at Albany

## Saturday, September 22

William & Mary at James Madison \*  
Richmond at Stony Brook \*  
Delaware at North Dakota State  
Elon at Charleston Southern  
Bucknell at Villanova  
St. Francis at Albany  
Maine at Central Michigan

## Friday, September 28

Rhode Island at Harvard

## Saturday, September 29

New Hampshire at Elon \*  
James Madison at Richmond \*  
Villanova at Stony Brook \*  
The Citadel at Towson  
Colgate at William & Mary  
Maine at Yale

## Saturday, October 6

Elon at James Madison \*  
Delaware at Richmond \*  
Albany at William & Mary \*  
Villanova at Maine \*  
Stony Brook at Towson \*  
Holy Cross at New Hampshire  
Brown at Rhode Island

## Saturday, October 13

Maine at Rhode Island \*  
James Madison at Villanova \*  
Elon at Delaware \*  
Stony Brook at New Hampshire \*  
William & Mary at Towson \*  
Richmond at Albany \*

## Saturday, October 20

Richmond at Elon \*  
Delaware at New Hampshire \*  
Towson at Albany \*  
Maine at William & Mary \*  
Rhode Island at Stony Brook \*

## Saturday, October 27

William & Mary at Rhode Island \*  
Albany at Maine \*  
Towson at Delaware \*  
Stony Brook at James Madison \*  
New Hampshire at Villanova \*

## Saturday, November 3

James Madison at New Hampshire \*  
Rhode Island at Elon \*  
Villanova at Richmond \*  
Delaware at Albany \*  
Maine at Towson \*

## Saturday, November 10

Towson at Elon \*  
Albany at New Hampshire \*  
Delaware at Stony Brook \*  
William & Mary at Villanova \*  
Rhode Island at James Madison \*  
Maine at Richmond \*

## Saturday, November 17

Villanova at Delaware \*  
Elon at Maine \*  
New Hampshire at Rhode Island \*  
James Madison at Towson \*  
Richmond at William & Mary \*  
Stony Brook at Albany \*

\* - denotes CAA game





# 2017 Season in Review

	Date	Opponent		Score	Overall	CAA	Time	Att.
	Sep 02, 2017	at ECU	W	34-14	1-0-0	0-0-0	3:12	40169
	Sep 09, 2017	ETSU	W	52-10	2-0-0	0-0-0	2:49	24722
	Sep 16, 2017	NORFOLK STATE	W	75-14	3-0-0	0-0-0	3:31	23118
*	Sep 23, 2017	MAINE	W	28-10	4-0-0	1-0-0	3:13	25330
*	Sep 30, 2017	at Delaware	W	20-10	5-0-0	2-0-0	3:00	16372
*	Oct 14, 2017	#11 VILLANOVA	W	30-8	6-0-0	3-0-0	2:55	25993
*	Oct 21, 2017	at William and Mary	W	46-14	7-0-0	4-0-0	3:03	13125
*	Oct 28, 2017	#17 NEW HAMPSHIRE	W	21-0	8-0-0	5-0-0	2:52	25298
*	Nov 04, 2017	at Rhode Island	W	38-3	9-0-0	6-0-0	-	3227
*	Nov 11, 2017	RICHMOND	W	20-13	10-0-0	7-0-0	3:01	24586
*	Nov 18, 2017	at #11 Elon	W	31-3	11-0-0	8-0-0	2:51	8662
\$	Dec 02, 2017	#10 STONY BROOK	W	26-7	12-0-0	8-0-0	3:01	16449
\$	Dec 08, 2017	#11 WEBER STATE	W	31-28	13-0-0	8-0-0	3:29	13490
\$	Dec 16, 2017	#5 SOUTH DAKOTA STATE	W	51-16	14-0-0	8-0-0	3:18	16528
\$	Jan 06, 2018	vs. #2 North Dakota State	L	13-17	14-1-0	8-0-0	3:10	19090

\* indicates CAA game

\$ - Indicates FCS playoff game

## Team Statistics

	JMU	OPP
SCORING	516	167
Points Per Game	34.4	11.1
Points Off Turnovers	134	53
FIRST DOWNS	325	222
Rushing	142	81
Passing	153	111
Penalty	30	30
RUSHING YARDAGE	2914	1357
Yards gained rushing	3267	1862
Yards lost rushing	353	505
Rushing Attempts	633	524
Average Per Rush	4.6	2.6
Average Per Game	194.3	90.5
TDs Rushing	30	7
PASSING YARDAGE	3371	2423
Comp-Att-Int	286-441-15	207-459-31
Average Per Pass	7.6	5.3
Average Per Catch	11.8	11.7
Average Per Game	224.7	161.5
TDs Passing	27	10
TOTAL OFFENSE	6285	3780
Total Plays	1074	983
Average Per Play	5.9	3.8
Average Per Game	419.0	252.0
KICK RETURNS: #-Yards	24-524	73-1510
PUNT RETURNS: #-Yards	40-520	21-70
INT RETURNS: #-Yards	31-401	15-189
KICK RETURN AVERAGE	21.8	20.7
PUNT RETURN AVERAGE	13.0	3.3
INT RETURN AVERAGE	12.9	12.6
FUMBLES-LOST	13-7	20-13
PENALTIES-Yards	100-995	100-775
Average Per Game	66.3	51.7
PUNTS-Yards	75-3078	106-4260
Average Per Punt	41.0	40.2
Net punt average	38.8	34.2
KICKOFFS-Yards	101-6164	45-2557
Average Per Kick	61.0	56.8
Net kick average	39.4	36.3
TIME OF POSSESSION/Game	29:57	30:03
3RD-DOWN Conversions	88/217	69/229
3rd-Down Pct	41%	30%
4TH-DOWN Conversions	7/14	8/20
4th-Down Pct	50%	40%
SACKS BY-Yards	51-351	36-223
MISC YARDS	0	14
TOUCHDOWNS SCORED	64	20
FIELD GOALS-ATTEMPTS	23-29	9-13
ON-SIDE KICKS	0-0	0-0
RED-ZONE SCORES	(60-72) 83%	(17-24) 71%
RED-ZONE TOUCHDOWNS	(44-72) 61%	(10-24) 42%
PAT-ATTEMPTS	(59-62) 95%	(18-18) 100%
ATTENDANCE	195,514	81555
Games/Avg Per Game	9/21724	5/16311
Neutral Site Games		1/19090

## Score by Quarters

	1st	2nd	3rd	4th	OT	Total
James Madison	80	159	136	141	0	516
Opponents	17	54	27	69	0	167

## JMU in the CAA and FCS Rankings

Category	CAA	Avg	Nation
Scoring Offense	1st	34.4	15th
Scoring Defense	1st	11.1	1st
Rushing Offense	1st	194.3	25th
Rushing Defense	2nd	90.5	7th
Passing Offense	4th	224.7	41st
Passing Defense	1st	161.5	10th
Passing Efficiency Offense	2nd	142.46	22nd
Passing Efficiency Defense	1st	83.12	1st
Total Offense	2nd	419.0	30th
Total Defense	1st	252.0	3rd
3rd-Down Offense	4th	40.6	36th
3rd-Down Defense	2nd	30.1	10th
4th-Down Offense	1st	50.0	43rd
4th-Down Defense	6th	40.0	37th
Red Zone Offense	2nd	83.3	35th
Red Zone Defense	2nd	70.8	14th
Kickoff Return Offense	3rd	21.83	26th
Kickoff Return Defense	6th	20.68	70th
Punt Return Offense	1st	13.00	10th
Punt Return Defense	1st	3.33	4th
Net Punting	1st	38.77	9th
Turnover Margin	1st	1.47	3rd
Interceptions For	1st	31	1st
Interceptions Against	10th	15	99th
Sacks For	1st	51	5th
Sacks Against	7th	36	77th

# 2017 Season in Review

## Passing

	G	Effic	Cmp-Att-Int	Pct	Yds	TD	Lng	Avg/G
Bryan Schor	15	143.75	271-417-14	65.0	3222	26	46	214.8
Cole Johnson	6	118.02	14-23-1	60.9	141	1	47	23.5
Hunter Etheridge	15	167.20	1-1-0	100.0	8	0	8	0.5
<b>Total.....</b>	<b>15</b>	<b>142.46</b>	<b>286-441-15</b>	<b>64.9</b>	<b>3371</b>	<b>27</b>	<b>47</b>	<b>224.7</b>
<b>Opponents.....</b>	<b>15</b>	<b>83.12</b>	<b>207-459-31</b>	<b>45.1</b>	<b>2423</b>	<b>10</b>	<b>81</b>	<b>161.5</b>

## Rushing

	GP	Att	Gain	Loss	Net	Avg	TD	Long	Avg/G
Marcus Marshall	14	143	874	24	850	5.9	11	87	60.7
Trai Sharp	15	163	781	22	759	4.7	4	59	50.6
Cardon Johnson	3	37	351	4	347	9.4	3	85	115.7
Bryan Schor	15	146	576	254	322	2.2	7	26	21.5
Percy Agyei-Obese	10	48	278	5	273	5.7	1	40	27.3
Taylor Woods	15	67	274	12	262	3.9	3	26	17.5
Harry O'Kelly	14	3	63	0	63	21.0	0	30	4.5
Cole Johnson	6	7	37	12	25	3.6	0	16	4.2
Terrence Alls	11	2	13	0	13	6.5	0	9	1.2
Eric Kirlaw	1	3	10	0	10	3.3	0	4	10.0
<b>Total.....</b>	<b>15</b>	<b>633</b>	<b>3267</b>	<b>353</b>	<b>2914</b>	<b>4.6</b>	<b>30</b>	<b>87</b>	<b>194.3</b>
<b>Opponents.....</b>	<b>15</b>	<b>524</b>	<b>1862</b>	<b>505</b>	<b>1357</b>	<b>2.6</b>	<b>7</b>	<b>66</b>	<b>90.5</b>

## Receiving

	G	No.	Yds	Avg	TD	Long	Avg/G
Terrence Alls	11	55	710	12.9	2	39	64.5
Riley Stapleton	13	42	615	14.6	5	40	47.3
David Eldridge	15	42	533	12.7	4	46	35.5
John Miller	12	35	393	11.2	1	34	32.8
Ishmael Hyman	14	29	408	14.1	4	45	29.1
Ezrah Archie	12	16	121	7.6	1	31	10.1
Trai Sharp	15	14	91	6.5	2	20	6.1
Taylor Woods	15	12	97	8.1	1	19	6.5
Marcus Marshall	14	12	58	4.8	0	16	4.1
Clayton Cheatham	15	8	137	17.1	4	47	9.1
Jonathan Kloosterman	11	8	81	10.1	2	22	7.4
Nick Carlton	6	6	63	10.5	1	17	10.5
B. Westfield	6	4	45	11.2	0	17	7.5
Cardon Johnson	3	3	19	6.3	0	10	6.3
<b>Total.....</b>	<b>15</b>	<b>286</b>	<b>3371</b>	<b>11.8</b>	<b>27</b>	<b>47</b>	<b>224.7</b>
<b>Opponents.....</b>	<b>15</b>	<b>207</b>	<b>2423</b>	<b>11.7</b>	<b>10</b>	<b>81</b>	<b>161.5</b>

## Total Offense

	G	Plays	Rush	Pass	Total	Avg/G
Bryan Schor	15	563	322	3222	3544	236.3
Marcus Marshall	14	143	850	0	850	60.7
Trai Sharp	15	163	759	0	759	50.6
Cardon Johnson	3	37	347	0	347	115.7
Percy Agyei-Obese	10	48	273	0	273	27.3
Taylor Woods	15	67	262	0	262	17.5
Cole Johnson	6	30	25	141	166	27.7
<b>Total.....</b>	<b>15</b>	<b>1074</b>	<b>2914</b>	<b>3371</b>	<b>6285</b>	<b>419.0</b>
<b>Opponents.....</b>	<b>15</b>	<b>983</b>	<b>1357</b>	<b>2423</b>	<b>3780</b>	<b>252.0</b>

## Field Goals

	FGM-FGA	Pct	1-19	20-29	30-39	40-49	50+	Lg	Blk
Tyler Gray	9-11	81.8	1-1	1-2	5-6	2-2	0-0	48	0
Ethan Ratke	14-18	77.8	1-1	4-4	6-8	3-5	0-0	46	1
<b>Total.....</b>	<b>23-29</b>	<b>79.3</b>	<b>2-2</b>	<b>5-6</b>	<b>11-14</b>	<b>5-7</b>	<b>0-0</b>	<b>48</b>	<b>1</b>
<b>Opponents.....</b>	<b>9-13</b>	<b>69.2</b>	<b>0-0</b>	<b>1-1</b>	<b>5-7</b>	<b>2-3</b>	<b>1-2</b>	<b>55</b>	<b>1</b>

## Kick Returns

	No.	Yds	Avg	TD	Long
Marcus Marshall	16	360	22.5	0	38
David Eldridge	3	79	26.3	0	31
John Miller	3	53	17.7	0	26
D'Angelo Amos	1	16	16.0	0	16
Ezrah Archie	1	16	16.0	0	16
<b>Total.....</b>	<b>24</b>	<b>524</b>	<b>21.8</b>	<b>0</b>	<b>38</b>
<b>Opponents.....</b>	<b>73</b>	<b>1510</b>	<b>20.7</b>	<b>1</b>	<b>100</b>

## Punt Returns

	No.	Yds	Avg	TD	Long
John Miller	18	210	11.7	1	43
D'Angelo Amos	18	284	15.8	1	49
Jimmy Moreland	2	15	7.5	0	14
Bryce Maginley	1	11	11.0	0	0
Terrence Alls	1	0	0.0	0	0
<b>Total.....</b>	<b>40</b>	<b>520</b>	<b>13.0</b>	<b>2</b>	<b>49</b>
<b>Opponents.....</b>	<b>21</b>	<b>70</b>	<b>3.3</b>	<b>0</b>	<b>20</b>

## Scoring

	TD	FGs	Kick	Rush	Rcv	Pass	DXP	Saf	Points
Ethan Ratke	0	14-18	31-33	0-0	0	0-0	0	0	73
Marcus Marshall	11	0-0	0-0	0-0	0	0-0	0	0	66
Tyler Gray	0	9-11	28-29	0-0	0	0-0	0	0	55
Bryan Schor	7	0-0	0-0	0-0	0	0-1	0	0	42
Trai Sharp	6	0-0	0-0	1-1	0	0-0	0	0	38
Riley Stapleton	5	0-0	0-0	0-0	0	0-0	0	0	30
Ishmael Hyman	4	0-0	0-0	0-0	0	0-0	0	0	24
David Eldridge	4	0-0	0-0	0-0	0	0-0	0	0	24
Taylor Woods	4	0-0	0-0	0-0	0	0-0	0	0	24
Clayton Cheatham	4	0-0	0-0	0-0	0	0-0	0	0	24
Cardon Johnson	3	0-0	0-0	0-0	0	0-0	0	0	18
Jonathan Kloosterman	2	0-0	0-0	0-0	0	0-0	0	0	12
John Miller	2	0-0	0-0	0-0	0	0-0	0	0	12
Terrence Alls	2	0-0	0-0	0-0	0	0-0	0	0	12
Percy Agyei-Obese	1	0-0	0-0	0-0	0	0-0	0	0	6
Hunter Etheridge	1	0-0	0-0	0-0	0	0-0	0	0	6
Raven Greene	1	0-0	0-0	0-0	0	0-0	0	0	6
Rashad Robinson	1	0-0	0-0	0-0	0	0-0	0	0	6
D'Angelo Amos	1	0-0	0-0	0-0	0	0-0	0	0	6
Nick Carlton	1	0-0	0-0	0-0	0	0-0	0	0	6
Ezrah Archie	1	0-0	0-0	0-0	0	0-0	0	0	6
Andrew Ankrah	1	0-0	0-0	0-0	0	0-0	0	0	6
Jimmy Moreland	1	0-0	0-0	0-0	0	0-0	0	0	6
Brandon Hereford	1	0-0	0-0	0-0	0	0-0	0	0	6
TEAM	0	0-0	0-0	0-0	0	0-0	0	1	2
<b>Total.....</b>	<b>64</b>	<b>23-29</b>	<b>59-62</b>	<b>1-1</b>	<b>0</b>	<b>0-1</b>	<b>0</b>	<b>1</b>	<b>516</b>
<b>Opponents.....</b>	<b>20</b>	<b>9-13</b>	<b>18-18</b>	<b>0-0</b>	<b>1</b>	<b>1-2</b>	<b>0</b>	<b>0</b>	<b>167</b>

## All-Purpose

	G	Rush	Rec	PR	KOR	IR	Tot	Avg/G
Marcus Marshall	14	850	58	0	360	0	1268	90.6
Trai Sharp	15	759	91	0	0	0	850	56.7
Terrence Alls	11	13	710	0	0	0	723	65.7
John Miller	12	1	393	210	53	0	657	54.8
Riley Stapleton	13	0	615	0	0	0	615	47.3
David Eldridge	15	0	533	0	79	0	612	40.8
Ishmael Hyman	14	0	408	0	0	0	408	29.1
Cardon Johnson	3	347	19	0	0	0	366	122.0
Taylor Woods	15	262	97	0	0	0	359	23.9
Bryan Schor	15	322	0	0	0	0	322	21.5
D'Angelo Amos	15	0	0	284	16	0	300	20.0
Percy Agyei-Obese	10	273	0	0	0	0	273	27.3
Rashad Robinson	15	0	0	0	0	145	145	9.7
Ezrah Archie	12	0	121	0	16	0	137	11.4
<b>Total.....</b>	<b>15</b>	<b>2914</b>	<b>3371</b>	<b>520</b>	<b>524</b>	<b>401</b>	<b>7730</b>	<b>515.3</b>
<b>Opponents.....</b>	<b>15</b>	<b>1357</b>	<b>2423</b>	<b>70</b>	<b>1510</b>	<b>189</b>	<b>5549</b>	<b>369.9</b>

## Punting

	No.	Yds	Avg	Long	TB	FC	I20	50+	Blkd
Harry O'Kelly	63	2600	41.3	66	5	9	25	6	0
Jeremiah McBride	10	425	42.5	61	0	5	3	1	0
Bryan Schor	2	53	26.5	33	0	0	2	0	0
<b>Total.....</b>	<b>75</b>	<b>3078</b>	<b>41.0</b>	<b>66</b>	<b>5</b>	<b>14</b>	<b>30</b>	<b>7</b>	<b>0</b>
<b>Opponents.....</b>	<b>106</b>	<b>4260</b>	<b>40.2</b>	<b>67</b>	<b>6</b>	<b>19</b>	<b>26</b>	<b>13</b>	<b>2</b>

## Interceptions

	No.	Yds	Avg	TD	Long
Jordan Brown	9	84	9.3	0	40
Jimmy Moreland	8	67	8.4	1	38
Rashad Robinson	7	145	20.7	1	82
Raven Greene	5	100	20.0	1	59
Brandon Hereford	1	5	5.0	1	5
Curtis Oliver	1	0	0.0	0	0
<b>Total.....</b>	<b>31</b>	<b>401</b>	<b>12.9</b>	<b>4</b>	<b>82</b>
<b>Opponents.....</b>	<b>15</b>	<b>189</b>	<b>12.6</b>	<b>1</b>	<b>65</b>

## Fumble Returns

	No.	Yds	Avg	TD	Long
Brandon Hereford	1	10	10.0	0	10
Jimmy Moreland	1	2	2.0	0	2
Andrew Ankrah	1	23	23.0	1	23
Kyre Hawkins	1	7	7.0	0	7
<b>Total.....</b>	<b>4</b>	<b>42</b>	<b>10.5</b>	<b>1</b>	<b>23</b>
<b>Opponents.....</b>	<b>2</b>	<b>45</b>	<b>22.5</b>	<b>1</b>	<b>33</b>



# 2017 Season in Review

## Defensive Leaders

		-----Tackles-----			Sacks-			---Pass Def---		Fumbles-		Blkd	
	GP-GS	Solo	Ast	Total	TFL/Yds	No-Yards	Int-Yds	BrUp	QBH	Rcv-Yds	FF	Kick	Saf
9	Kyre Hawkins	15-14	51	60	111	14.0-48	7.0-39	.	9	1	2-7	.	.
5	Raven Greene	15-15	44	38	82	2.5-5	.	5-100	7	.	1-0	1	.
44	Jordan Brown	15-15	41	35	76	3.5-18	2.5-16	9-84	6	2	1-0	.	.
6	Jimmy Moreland	15-13	44	24	68	2.5-7	0.5-3	8-67	14	.	2-2	.	.
49	Brandon Hereford	11-9	29	36	65	4.0-24	4.0-22	1-5	2	4	2-10	.	.
93	Andrew Ankrah	15-15	32	27	59	15.5-57	8.5-40	.	1	5	2-23	2	.
94	Cornell Urquhart	15-15	28	31	59	8.5-43	4.0-32	.	1	4	.	.	.
47	Darrious Carter	15-15	33	21	54	14.0-70	8.5-61	.	1	8	2-0	3	.
26	Curtis Oliver	13-12	33	19	52	2.5-15	1.0-9	1-0	7	1	.	.	.
22	Rashad Robinson	15-8	38	13	51	2.5-20	1.5-18	7-145	9	2	.	1	.
74	Simoyon Robinson	15-15	22	28	50	12.5-71	6.5-58	.	3	3	.	1	1
3	Gus Little	13-5	20	17	37	.	.	.	1	.	1-0	.	.
52	Landan Word	14-1	18	13	31	1.0-1	1.0-1	.	1	.	.	1	.
15	Ron'Dell Carter	15-0	15	13	28	8.0-46	4.0-38	.	3	4	.	.	.
11	Bryce Maginley	15-12	12	13	25	2.0-2	.	.	.	.	.	1	1
30	Wesley McCormick	15-0	12	4	16	.	.	.	1	.	.	.	.
24	D'Angelo Amos	15-0	9	5	14	.	.	.	.	.	.	.	1
54	Kelvin Azanama	9-0	6	7	13	0.5-1	.	.	.	.	.	.	.
46	David Ezeagwu	13-0	6	5	11	2.0-11	1.0-5	.	.	1	.	.	.
34	Justin Bethea	11-0	4	6	10	.	.	.	1	.	.	.	.
38	Mike Cobbs	15-1	7	3	10	.	.	.	.	.	.	.	.
36	Robert Carter Jr.	8-0	5	3	8	.	.	.	.	.	.	.	.
31	Percy Agyei-Obese	10-0	4	2	6	.	.	.	.	.	.	1	.
59	Daniel Caracciolo	15-0	4	2	6	.	.	.	.	.	.	.	.
2	Dimitri Holloway	1-0	2	4	6	0.5-0	.	.	.	1	.	.	.
35	Taurus Carroll	12-0	5	.	5	.	.	.	1	.	.	.	.
37	Clayton Cheatham	15-1	2	3	5	.	.	.	.	.	.	.	.
21	Adam Smith	14-0	2	3	5	.	.	.	.	.	.	.	.
97	John Daka	9-0	2	2	4	1.0-9	1.0-9	.	1	.	.	.	.
95	Adeeb Atariwa	12-0	2	2	4	.	.	.	.	.	.	.	.
20	Taylor Woods	15-1	2	1	3	.	.	.	.	.	.	.	.
18	Tabb Patrick	7-0	2	.	2	.	.	.	.	.	.	.	.
96	Ryan Etheridge	6-0	1	1	2	.	.	.	.	.	.	.	.
27	Pat Kagel	1-0	2	.	2	.	.	.	.	.	.	.	.
55	Nick Edwards	11-11	2	.	2	.	.	.	.	.	.	.	.
64	Mike Greene	9-0	.	2	2	.	.	.	.	1	.	.	.
13	Ishmael Hyman	14-6	2	.	2	.	.	.	.	.	.	.	.
17	Bryan Schor	15-15	2	.	2	.	.	.	.	.	.	.	.
19	David Eldridge	15-9	1	.	1	.	.	.	.	.	.	.	.
10	Riley Stapleton	13-8	1	.	1	.	.	.	.	.	.	.	.
7	Terrence Alls	11-11	1	.	1	.	.	.	.	.	.	.	.
8	John Miller	12-9	1	.	1	.	.	.	.	.	.	.	.
1X	Trey Wilson	4-0	1	.	1	.	.	.	.	.	.	.	.
28	Grant Westbrook	14-0	.	1	1	.	.	.	.	.	.	.	.
73	Mac Patrick	15-15	1	.	1	.	.	.	.	.	.	.	.
75	Michael Faulkner	6-0	1	.	1	.	.	.	.	.	.	.	.
TM	TEAM	5-0	.	.	.	.	.	.	.	.	.	.	1
<b>Total.....</b>		<b>15-0</b>	<b>552</b>	<b>444</b>	<b>996</b>	<b>97-448</b>	<b>51-351</b>	<b>31-401</b>	<b>69</b>	<b>37</b>	<b>13-42</b>	<b>11</b>	<b>3</b>
<b>Opponents.....</b>		<b>15-0</b>	<b>639</b>	<b>486</b>	<b>1125</b>	<b>95.0-361</b>	<b>36-223</b>	<b>15-189</b>	<b>36</b>	<b>16</b>	<b>7-45</b>	<b>10</b>	<b>2</b>

# 2017 Season in Review

## Game-by-Game

Opponent	---RUSHING---				---RECEIVING---				-----PASSING-----				---KICK RET---				---PUNT RET---				tot off
	No.	Yds	TD	Lg	No.	Yds	TD	Lg	Cmp-Att-Int	Yds	TD	Lg	No	Yds	TD	Lg	No	Yds	TD	Lg	
at ECU	42	410	4	85	17	204	1	27	17-24-1	204	1	27	1	14	0	14	1	-1	0	0	614
ETSU	39	122	1	10	25	304	5	29	25-33-1	304	5	29	2	53	0	31	3	98	1	43	426
NORFOLK STATE	65	472	7	46	20	256	3	47	20-27-1	256	3	47	2	33	0	21	9	115	0	27	728
MAINE	43	191	0	49	21	281	4	31	21-31-1	281	4	31	0	0	0	0	5	7	0	3	472
at Delaware	54	254	1	59	10	93	0	27	10-19-1	93	0	27	1	20	0	20	1	0	0	0	347
VILLANOVA	30	45	0	8	20	271	2	34	20-28-1	271	2	34	1	27	0	27	5	44	0	24	316
at William and Mary	50	180	3	27	16	209	1	39	16-28-2	209	1	39	1	32	0	32	3	61	0	42	389
NEW HAMPSHIRE	45	163	0	30	20	176	2	26	20-27-1	176	2	26	0	0	0	0	2	-2	0	0	339
at Rhode Island	40	185	1	40	15	163	4	20	15-19-0	163	4	20	2	57	0	31	0	0	0	0	348
RICHMOND	39	113	2	15	18	229	0	46	18-32-1	229	0	46	3	59	0	28	0	0	0	0	342
at Elon	35	190	3	23	23	217	0	33	23-32-1	217	0	33	1	15	0	15	3	32	1	6	407
STONY BROOK	38	49	1	12	26	255	2	34	26-35-0	255	2	34	2	34	0	18	1	49	0	49	304
WEBER STATE	44	190	2	43	21	359	1	40	21-45-1	359	1	40	5	90	0	30	1	24	0	24	549
SOUTH DAKOTA STATE	39	257	4	87	20	206	2	31	20-29-1	206	2	31	1	38	0	38	2	6	0	5	463
vs North Dakota State	30	93	1	24	14	148	0	28	14-32-2	148	0	28	2	52	0	30	4	87	0	37	241
<b>Totals</b>	<b>633</b>	<b>2914</b>	<b>30</b>	<b>87</b>	<b>286</b>	<b>3371</b>	<b>27</b>	<b>47</b>	<b>286-441-15</b>	<b>3371</b>	<b>27</b>	<b>47</b>	<b>24</b>	<b>524</b>	<b>0</b>	<b>38</b>	<b>40</b>	<b>520</b>	<b>2</b>	<b>49</b>	<b>6285</b>
<b>Opponent</b>	<b>524</b>	<b>1357</b>	<b>7</b>	<b>66</b>	<b>207</b>	<b>2423</b>	<b>10</b>	<b>81</b>	<b>207-459-31</b>	<b>2423</b>	<b>10</b>	<b>81</b>	<b>73</b>	<b>1510</b>	<b>1</b>	<b>100</b>	<b>21</b>	<b>70</b>	<b>0</b>	<b>20</b>	<b>3780</b>

	-----TACKLES-----				---SACKS---	---FUMBLE---			Pass Blkd		-----Kicks-----XPTS-----					
Opponent	Solo	Ast	Total	TFL-Yds	No-Yds	FF	FR-Yds	Int-Yds	QBH	Brk	Kick	Att-Mad	Run	Rcv	Saf	Pts
at ECU	39	44	83	5.0-14	1.0-6	0	1-0	3--1	7	1	0	5-4	0	0	0	34
ETSU	40	16	56	8.0-31	2.0-16	1	0-0	1-2	3	8	0	7-7	0	0	0	52
NORFOLK STATE	35	18	53	7.0-29	2.0-14	0	0-0	1-0	1	5	1	10-10	0	0	1	75
MAINE	36	40	76	7.0-38	4.0-32	0	0-0	3-24	2	7	0	4-4	0	0	0	28
at Delaware	27	30	57	5.0-19	3.0-10	1	2-23	1-5	0	3	0	2-2	0	0	0	20
VILLANOVA	43	32	75	11.0-49	6.0-39	1	1-0	2-8	2	5	0	3-3	0	0	0	30
at William and Mary	38	22	60	8.0-34	6.0-32	1	2-0	4-178	4	3	0	4-4	0	0	0	46
NEW HAMPSHIRE	36	18	54	6.0-32	5.0-30	2	1-2	2-75	4	5	0	3-3	0	0	0	21
at Rhode Island	31	30	61	8.0-53	7.0-52	0	1-0	1-0	1	6	0	5-5	0	0	0	38
RICHMOND	36	28	64	4.0-27	4.0-27	0	0-0	1-0	3	4	0	2-2	0	0	0	20
at Elon	31	56	87	6.0-39	3.0-35	0	0-0	0-0	0	2	1	4-4	0	0	0	31
STONY BROOK	37	38	75	7.0-12	0.0-0	0	0-0	5-41	1	8	0	3-2	0	0	0	26
WEBER STATE	25	36	61	4.0-9	0.0-0	1	0-0	1-0	5	4	0	2-2	1	0	0	31
SOUTH DAKOTA STATE	44	20	64	6.0-37	5.0-36	3	4-17	6-69	2	5	0	7-6	0	0	0	51
vs North Dakota State	54	16	70	5.0-25	3.0-22	1	1-0	0-0	2	3	1	1-1	0	0	0	13
Totals	552	444	996	97.0-448	51.0-351	11	13-42	31-401	37	69	3	62-59	1	0	1	516
Opponent	639	486	1125	95.0-361	36.0-223	10	7-45	15-189	16	36	2	18-18	0	1	0	167

	-----PUNTING-----							--FIELD GOALS--					-----KICKOFFS-----				
Opponent	No	Yds	Avg	Long	Blkd	TB	FC	50+	I20	Att-Made	Lg	Blkd	No	Yds	Avg	TB	OB
at ECU	4	172	43.0	46	0	0	2	0	2	1-0	0	0	6	371	61.8	0	0
ETSU	2	82	41.0	49	0	0	0	0	2	1-1	32	0	9	572	63.6	3	0
NORFOLK STATE	1	38	38.0	38	0	1	0	0	0	1-1	36	0	12	757	63.1	4	0
MAINE	7	280	40.0	63	0	0	2	1	4	0-0	0	0	5	325	65.0	3	0
at Delaware	4	174	43.5	53	0	1	1	2	2	3-2	48	0	5	271	54.2	2	0
VILLANOVA	5	170	34.0	44	0	0	1	0	2	3-3	36	0	7	436	62.3	0	0
at William and Mary	4	191	47.8	61	0	0	1	1	0	4-4	42	0	10	607	60.7	2	0
NEW HAMPSHIRE	8	334	41.8	49	0	0	1	0	3	1-0	0	0	4	258	64.5	3	0
at Rhode Island	4	163	40.8	50	0	0	0	1	1	1-1	42	0	7	400	57.1	2	0
RICHMOND	4	156	39.0	45	0	1	0	0	0	2-2	36	0	5	305	61.0	0	0
at Elon	6	237	39.5	51	0	1	0	1	4	1-1	19	0	6	369	61.5	2	0
STONY BROOK	7	291	41.6	49	0	0	1	0	3	3-2	37	0	6	362	60.3	0	0
WEBER STATE	7	276	39.4	45	0	0	2	0	2	4-3	46	1	6	375	62.5	1	0
SOUTH DAKOTA STATE	7	313	44.7	66	0	1	1	1	3	1-1	24	0	9	522	58.0	4	0
vs North Dakota State	5	201	40.2	44	0	0	2	0	2	3-2	31	0	4	234	58.5	1	0
Totals	75	3078	41.0	66	0	5	14	7	30	29-23	48	1	101	6164	61.0	27	0
Opponent	106	4260	40.2	67	2	6	19	13	26	13-9	55	1	45	2557	56.8	16	2



# 2017 Season in Review

## IMU Individual Game Highs

Rushes	36	Trai Sharp at Delaware (Sep 30, 2017)
Yards Rushing	265	Cardon Johnson at ECU (Sep 02, 2017)
TD Rushes	3	Bryan Schor at Elon (Nov 18, 2017)
Long Rush	87	Marcus Marshall vs South Dakota State (Dec 16, 2017)
Pass attempts	45	Bryan Schor vs Weber State (Dec 08, 2017)
Pass completions	26	Bryan Schor vs Stony Brook (Dec 02, 2017)
Yards Passing	359	Bryan Schor vs Weber State (Dec 08, 2017)
TD Passes	5	Bryan Schor vs ETSU (Sep 09, 2017)
Long Pass	47	Cole Johnson vs Norfolk State (Sep 16, 2017)
Receptions	10	Terrence Alls vs Stony Brook (Dec 02, 2017)
Yards Receiving	189	Riley Stapleton vs Weber State (Dec 08, 2017)
TD Receptions	2	Riley Stapleton vs ETSU (Sep 09, 2017)
		Ishmael Hyman vs ETSU (Sep 09, 2017)
		Riley Stapleton vs South Dakota State (Dec 16, 2017)
Long Reception	47	Clayton Cheatham vs Norfolk State (Sep 16, 2017)
Field Goals	3	Tyler Gray vs Villanova (Oct 14, 2017)
		Ethan Ratke vs Weber State (Dec 08, 2017)
Long Field Goal	48	Tyler Gray at Delaware (Sep 30, 2017)
Punts	8	Harry O'Kelly vs New Hampshire (Oct 28, 2017)
Punting Avg	49.0	Harry O'Kelly vs ETSU (Sep 09, 2017)
		Jeremiah McBride at William and Mary (Oct 21, 2017)
Long Punt	66	Harry O'Kelly vs South Dakota State (Dec 16, 2017)
Punts inside 20	4	Harry O'Kelly at Elon (Nov 18, 2017)
Long Punt Return	49	D'Angelo Amos vs Stony Brook (Dec 02, 2017)
Long Kickoff Return	38	Marcus Marshall vs South Dakota State (Dec 16, 2017)
Tackles	13	Kyre Hawkins at ECU (Sep 02, 2017)
		Kyre Hawkins vs Weber State (Dec 08, 2017)
Sacks	2.0	Kyre Hawkins vs Maine (Sep 23, 2017)
		Kyre Hawkins vs Villanova (Oct 14, 2017)
		Simeyon Robinson vs New Hampshire (Oct 28, 2017)
		Darrious Carter vs South Dakota State (Dec 16, 2017)
		Simeyon Robinson vs North Dakota State (Jan 06, 2018)
Tackles For Loss	3.0	Kyre Hawkins vs Villanova (Oct 14, 2017)
Interceptions	3	Jimmy Moreland vs South Dakota State (Dec 16, 2017)

## IMU Team Game Highs

Rushes	65	vs Norfolk State (Sep 16, 2017)
Yards Rushing	472	vs Norfolk State (Sep 16, 2017)
Yards Per Rush	9.8	at ECU (Sep 02, 2017)
TD Rushes	7	vs Norfolk State (Sep 16, 2017)
Pass attempts	45	vs Weber State (Dec 08, 2017)
Pass completions	26	vs Stony Brook (Dec 02, 2017)
Yards Passing	359	vs Weber State (Dec 08, 2017)
Yards Per Pass	9.7	vs Villanova (Oct 14, 2017)
TD Passes	5	vs ETSU (Sep 09, 2017)
Total Plays	92	vs Norfolk State (Sep 16, 2017)
Total Offense	728	vs Norfolk State (Sep 16, 2017)
Yards Per Play	9.3	at ECU (Sep 02, 2017)
Points	75	vs Norfolk State (Sep 16, 2017)
Sacks By	7	at Rhode Island (Nov 04, 2017)
First Downs	39	vs Norfolk State (Sep 16, 2017)
Penalties	14	at ECU (Sep 02, 2017)
Penalty Yards	172	at ECU (Sep 02, 2017)
Turnovers	3	vs North Dakota State (Jan 06, 2018)
Interceptions By	6	vs South Dakota State (Dec 16, 2017)
Punts	8	vs New Hampshire (Oct 28, 2017)
Punting Avg	47.8	at William and Mary (Oct 21, 2017)
Long Punt	66	vs South Dakota State (Dec 16, 2017)
Punts inside 20	4	vs Maine (Sep 23, 2017)
		at Elon (Nov 18, 2017)
Long Punt Return	49	vs Stony Brook (Dec 02, 2017)

## Time of Possession

Opponent	Score	Overall	1st Qtr	2nd Qtr	3rd Qtr	4th Qtr
at ECU	W 34-14	29:57	9:52	7:33	7:10	5:22
ETSU	W 52-10	29:20	8:43	8:02	7:25	5:10
Norfolk State	W 75-14	32:12	7:44	7:21	6:26	10:41
Maine	W 28-10	31:29	8:04	7:24	7:38	8:23
at Delaware	W 20-10	33:58	6:56	7:14	9:35	10:13
Villanova	W 30-8	26:35	8:57	8:00	3:27	6:11
at William and Mary	W 46-14	33:21	10:47	8:39	5:55	8:00
New Hampshire	W 21-0	32:39	10:07	7:56	4:42	9:54
at Rhode Island	W 38-3	29:32	5:35	5:56	8:16	9:45
Richmond	W 20-13	28:04	7:47	6:49	6:39	6:49
at Elon	W 31-3	27:12	7:24	6:49	6:43	6:16
Stony Brook	W 26-7	30:31	6:36	8:41	6:57	8:17
Weber State	W 31-28	32:39	9:51	9:53	8:04	4:51
South Dakota State	W 51-16	29:22	7:20	4:33	6:24	11:05
vs North Dakota State	L 13-17	22:19	4:53	6:04	5:20	6:02
<b>James Madison</b>	<b>Total</b>	<b>449:10</b>	<b>120:36</b>	<b>110:54</b>	<b>100:41</b>	<b>116:59</b>
	<b>Avg.</b>	<b>29:56</b>	<b>8:02</b>	<b>7:23</b>	<b>6:42</b>	<b>7:47</b>
<b>Opponents</b>	<b>Total</b>	<b>450:50</b>	<b>104:24</b>	<b>114:06</b>	<b>124:19</b>	<b>108:01</b>
	<b>Avg.</b>	<b>30:03</b>	<b>6:57</b>	<b>7:36</b>	<b>8:17</b>	<b>7:12</b>





# 2017 Season in Review

## Game 2: #1 JMU 52, ETSU 10

	1	2	3	4	Score
ETSU	0	7	3	0	10
#1 JMU	21	7	17	7	52

Sept. 9, 2017 | Bridgeforth Stadium | Harrisonburg, Va. | Attendance: 24,722

### SCORING SUMMARY

1st	12:24	JMU	Hyman 17 yd pass from Schor (Gray kick)	
			8 plays, 75 yards, TOP 2:36	7-0
	09:02	JMU	C. Johnson 5 yd run (Gray kick)	
			4 plays, 14 yards, TOP 1:10	14-0
	05:14	JMU	Hyman 6 yd pass from Schor (Gray kick)	
			5 plays, 37 yards, TOP 1:56	21-0
2nd	06:06	JMU	Stapleton 3 yd pass from Schor (Gray kick)	
			16 plays, 93 yards, TOP 5:33	28-0
	01:11	ETSU	Williams 33 yd interception return (Jerman kick)	
				28-7
3rd	13:18	JMU	Miller 41 yd punt return (Gray kick)	
				35-7
	06:12	JMU	Stapleton 4 yd pass from Schor (Gray kick)	
			5 plays, 21 yards, TOP 2:13	42-7
	03:36	ETSU	Jerman 23 yd field goal	
			6 plays, 68 yards, TOP 2:29	42-10
	00:20	JMU	Gray 32 yd field goal, TOP 3:10	
			9 plays, 63 yards, TOP 3:10	45-10
4th	06:05	JMU	Eldridge 10 yd pass from Schor (Gray kick)	
			11 plays, 76 yards, TOP 5:10	52-10

## Schor, #1 JMU Rolls Past ETSU, 52-10, in Home Opener

**HARRISONBURG, Va.** – Senior quarterback Bryan Schor tied the program record with five touchdowns and top-ranked James Madison cruised to a 52-10 victory in its football home opener on Saturday night in front of 24,722 fans at Bridgeforth Stadium/Zane Showker Field.

The Dukes extended their nation-leading win streak to 14 straight games, improving to 2-0 on the young season, while the Buccaneers fell to 1-1.

### QUICK SUMMARY

- Schor was 25-of-33 for 304 yards and five touchdowns, marking the third time in his career he tied the school passing TD record.
- JMU out-gained ETSU 426-175, which included 304-118 through the air. JMU's defense limited the Bucs to only 57 rushing yards in the win.
- Senior Ishmael Hyman and redshirt sophomore Riley Stapleton each hauled in two touchdown receptions – a career-high for both players. Junior David Eldridge caught a fourth-quarter touchdown for his first score since transferring from Virginia.
- Entering Saturday, Stapleton was yet to make a reception, but he finished with eight catches for 64 yards and his two scores. Hyman tied his career high with six receptions, finishing with 93 receiving yards. Eldridge also had 80 yards on a career-best six grabs.

### SCHOR SURGING UP CAREER CHARTS

With tonight's performance, Schor moved up in three career statistical categories, including passing touchdowns, completions and attempts.

- 42 passing TD (tied for 3rd w/ Mike Cawley; passed Eriq Williams' 40)
- 330 completions (6th place; passed Eriq Williams' 326)
- 4,364 passing yards (7th place)
- 467 pass attempts (9th place; passed Michael Birdsong's 453)

### DEFENSIVE DOMINANCE ONCE AGAIN

JMU's defense is proving week in and week out it is one of the premier units in FCS football. In the home-opening win, the Dukes held ETSU to just 175 total yards, which included 57 on the ground. JMU allowed just 1.8 yards per carry, and the Bucs were just 5-of-15 on third down.

The Dukes were in the backfield often, tallying 8.0 tackles for loss, two of which were sacks. Redshirt junior Darrious Carter had 2.5 tackles for loss, while Ron'Dell Carter added a pair of TFLs. Since the national title game last season, JMU has given up just 148 rushing yards to its foes.



### Quickie Statistics (Final)

ETSU vs #1 James Madison (Sep 09, 2017 at Harrisonburg, Va.)



ETSU											JMU												
Score						10					52												
FIRST DOWNS						14					24												
RUSHES-YARDS (NET)						32-57					39-122												
PASSING YDS (NET)						118					304												
Passes Att-Comp-Int						27-12-1					33-25-1												
TOTAL OFFENSE PLAYS-YARDS						59-175					72-426												
Fumble Returns-Yards						0-0					0-0												
Punt Returns-Yards						0-0					3-98												
Kickoff Returns-Yards						6-89					2-53												
Interception Returns-Yards						1-33					1-2												
Punts (Number-Avg)						8-38.4					2-41.0												
Fumbles-Lost						2-0					0-0												
Penalties-Yards						4-32					9-100												
Possession Time						30:40					29:20												
Third-Down Conversions						5 of 15					10 of 15												
Fourth-Down Conversions						0 of 0					1 of 1												
Red-Zone Scores-Chances						1-1					7-7												
ETSU											James Madison												
Rushing	No.	Gain	Loss	Net	TD	Lg	Avg					Rushing	No.	Gain	Loss	Net	TD	Lg	Avg				
Blake Rodgers	7	21	0	21	0	8	3.0					Marcus Marshall	9	32	1	31	0	7	3.4				
Austin Herink	8	31	17	14	0	11	1.8					Tral Sharp	6	27	0	27	0	10	4.5				
Jajuan Stinson	9	21	8	13	0	5	1.4					Bryan Schor	10	28	2	26	0	8	2.6				
Andrew Heyward	1	5	0	5	0	5	5.0					Cardon Johnson	10	29	4	25	1	10	2.5				
Passing	C-A-I	Yds	TD	Long	Sack						Passing	C-A-I	Yds	TD	Long	Sack							
Austin Herink	12-27-1	118	0	38	2						Bryan Schor	25-33-1	304	5	29	1							
Receiving	No.	Yards	TD	Long								Receiving	No.	Yards	TD	Long							
Vincent Lowe	3	20	0	10								Riley Stapleton	8	64	2	14							
Hunter Wike	2	44	0	38								Ishmael Hyman	6	93	2	29							
Andrew Heyward	2	18	0	11								David Eldridge	6	80	1	22							
Evan Wick	1	13	0	13								John Miller	3	50	0	29							
Punting	No.	Yds	Avg	Long	In20	TB						Punting	No.	Yds	Avg	Long	In20	TB					
Marion Watson	5	184	36.8	47	2	0						Bryan Schor	1	33	33.0	33	1	0					
Landon Kunak	3	123	41.0	46	0	0						Harry O'Kelly	1	49	49.0	49	1	0					
Punt Returns	No.	Yards	TD	Long								Punt Returns	No.	Yards	TD	Long							
John Miller	2	84	1	43								John Miller	2	84	1	43							
Jimmy Moreland	1	14	0	14								Jimmy Moreland	1	14	0	14							
Kick Returns	No.	Yards	TD	Long								Kick Returns	No.	Yards	TD	Long							
Quan Harrison	2	44	0	24								Marcus Marshall	2	53	0	31							
D. Williams	2	34	0	20																			
Tackles	UA-A	Total	Sacks	TFL								Tackles	UA-A	Total	Sacks	TFL							
River Boruff	5-6	11	0.0	1.0								Jordan Brown	4-2	6	1.0	1.0							
Blake Bockrath	5-2	7	1.0	1.0								Kyre Hawkins	2-3	5	0.0	0.0							
Kaman Cooper	2-5	7	0.0	0.0								Rashad Robinson	4-0	4	0.0	0.0							
Dylan Weigel	3-3	6	0.0	0.5								Gus Little	3-1	4	0.0	0.0							
Qtr	Time	Scoring Play										V-H											
1st	12:24	JMU - Ishmael Hyman 17 yd pass from Bryan Schor (Tyler Gray kick), 8-75 2:36										0 - 7											
	09:02	JMU - Cardon Johnson 5 yd run (Tyler Gray kick), 4-14 1:10										0 - 14											
	05:14	JMU - Ishmael Hyman 6 yd pass from Bryan Schor (Tyler Gray kick), 5-37 1:56										0 - 21											
2nd	06:06	JMU - Riley Stapleton 3 yd pass from Bryan Schor (Tyler Gray kick), 16-93 5:33										0 - 28											
	01:11	ETSU - D. Williams 33 yd interception return (JJ Jerman kick)										7 - 28											
3rd	13:18	JMU - John Miller 41 yd punt return (Tyler Gray kick)										7 - 35											
	06:12	JMU - Riley Stapleton 4 yd pass from Bryan Schor (Tyler Gray kick), 5-21 2:13										7 - 42											
	03:36	ETSU - JJ Jerman 23 yd field goal, 6-68 2:29										10 - 42											
	00:20	JMU - David Gray 32 yd field goal, 9-63 3:10										10 - 45											
4th	06:05	JMU - David Eldridge 10 yd pass from Bryan Schor (Tyler Gray kick), 11-76 5:10										10 - 52											

# 2017 Season in Review

## Game 3: #1 JMU 75, Norfolk State 14

	1	2	3	4	Score
Norfolk State	0	7	0	7	14
#1 JMU	9	35	17	14	75

Sept. 16, 2017 | Bridgeforth Stadium | Harrisonburg, Va. | Attendance: 23,118

### SCORING SUMMARY

1st	06:08	JMU	Marshall 9 yd run (Gray kick)	
			7 plays, 66 yards, TOP 2:04	7-0
	03:01	JMU	Team safety (Maginley blocked punt)	
				9-0
2nd	13:41	JMU	Schor 8 yd run (Gray kick)	
			11 plays, 66 yards, TOP 4:15	16-0
	10:45	NSU	Quinerly 33 yd fumble recovery (Nardone kick)	
				16-7
	08:44	JMU	Miller 29 yd pass from Schor (Gray kick)	
			6 plays, 63 yards, TOP 1:56	23-7
	04:22	JMU	Sharp 2 yd run (Gray kick)	
			5 plays, 66 yards, TOP 1:19	30-7
	04:09	JMU	Woods 2 yd run (Gray kick)	
			1 play, 2 yards, TOP 0:03	37-7
	00:32	JMU	Sharp 17 yd pass from Schor (Gray kick)	
			10 plays, 48 yards, TOP 2:03	44-7
3rd	12:15	JMU	Marshall 1 yd run (Gray kick)	
			5 plays, 60 yards, TOP 1:42	51-7
	06:26	JMU	Gray 36 yd field goal	
			10 plays, 45 yards, TOP 2:56	54-7
	00:07	JMU	Cheatham 47 yd pass from Johnson (Gray kick)	
			1 play, 47 yards, TOP 0:07	61-7
4th	09:24	JMU	Etheridge 1 yd run (Ratke kick)	
			10 plays, 62 yards, TOP 4:06	68-7
	09:11	NSU	Taylor 100 yd kickoff return (Nardone kick)	
				68-14
	05:12	JMU	Agyei-Obese 5 yd run (Ratke kick)	
			9 plays, 65 yards, TOP 3:59	75-14

## Dukes Rush Past Norfolk State, 75-14

**HARRISONBURG, Va.** – Top-ranked James Madison bulldozed its way to over 400 rushing yards and seven touchdowns on the ground en route to a dominant 75-14 victory against Norfolk State in its football non-conference finale on Saturday at Bridgeforth Stadium/Zane Showker Field.

The Dukes (3-0) amassed 472 rushing yards, averaging 7.3 yards per carry. They were led by junior running back Trai Sharp who ran for 130 yards and a touchdown on just nine touches (14.4 ypc) and freshman Percy Agyei-Obese, who finished with 103 yards and a score in his first career game. Three other Dukes ran for over 50 yards in junior Marcus Marshall (64 yards, 2 TD), redshirt senior Cardon Johnson (57 yards) and senior Bryan Schor (54 yards, TD).

### QUICK HITS

- JMU gained 728 yards of total offense, which was just one yard shy of the program-record 729 yards gained back on Sept. 26, 2015 at SMU.
- The Dukes limited the Spartans to only 91 yards of offense, marking the largest margin of total offense difference between two teams in JMU's 46-year history.
- The team had six different players score rushing touchdowns, led by Marshall's two.
- The Dukes scored 35 points in the second quarter, tying the program mark for most points in a single quarter.
- Schor passed for 149 yards and two touchdowns, while Cole Johnson had 99 passing yards and a touchdown.
- Two freshmen Dukes scored first career touchdowns in tight end Clayton Cheatham (rec. TD) and Agyei-Obese (rush TD).
- Dukes had a pair of points in special teams when Bryce Maginley blocked a punt in the end zone, resulting in a safety.

### DEFENSE CONTINUES PROMINENCE

The Dukes' defense had another sterling afternoon, holding Norfolk State to just 91 total yards of offense, 28 of which came in the final quarter, and without an offensive touchdown. JMU surrendered just 1.9 yards per play and only allowed the Spartans to cross midfield on three offensive drives.

### 3-0 START FOR THE DUKES

- Fifth time in school history JMU starts a season 3-0
- First time since 2015 when the Dukes began 7-0 - program best start to a year
- Win extended JMU's D1-leading win streak to 15 straight games, which is just two shy of Richmond's CAA-record 17 straight (2008-09)



JMU

Norfolk State vs #1 James Madison (Sep 16, 2017 at Harrisonburg, Va.)

JMU

													NSU	JMU
Score													14	75
FIRST DOWNS													6	39
RUSHES-YARDS (NET)													30-43	65-472
PASSING YDS (NET)													48	256
Passes Att-Comp-Int													17-7-1	27-20-1
TOTAL OFFENSE PLAYS-YARDS													47-91	92-728
Fumble Returns-Yards													1-33	0-0
Punt Returns-Yards													0-0	9-115
Kickoff Returns-Yards													8-207	2-33
Interception Returns-Yards													1-11	1-0
Punts (Number-Avg)													11-38.9	1-38.0
Fumbles-Lost													0-0	2-1
Penalties-Yards													7-47	10-85
Possession Time													27:48	32:12
Third-Down Conversions													2 of 13	8 of 12
Fourth-Down Conversions													0 of 0	1 of 1
Red-Zone Scores-Chances													0-0	9-10

Norfolk State

Rushing	No.	Gain	Loss	Net	TD	Lg	Avg
MCCALL, Shedrick	6	16	0	16	0	7	2.7
CARTER, Juwan	3	14	3	11	0	11	3.7
SAVAGE, Aaron	5	14	5	9	0	7	1.8
TAYLOR, Marcus	2	8	0	8	0	6	4.0

Passing

C-A-I	Yds	TD	Long	Sack
CARTER, Juwan	2-9-0	11	0	9
HARRINGTON, Tripp	5-8-1	37	0	17

Receiving

No.	Yards	TD	Long
TAYLOR, Marcus	2	26	0
WINSTEAD, Isaiah	2	6	0
AWANNA, Chuma	1	9	0
WAHEE, George	1	5	0

Punting

No.	Yds	Avg	Long	In20	TD
GOETTIE, Taylor	10	428	42.8	49	1
TEAM	1	0	0.0	0	0

Punt Returns

No.	Yards	TD	Long
-----	-------	----	------

Kick Returns

No.	Yards	TD	Long
TAYLOR, Marcus	7	199	1
BISHOP, Larry	1	8	0

Tackles

UA-A	Total	Sacks	TFL
CHUNG, Quintrell	6-5	11	0.0
QUINERLY, Nhyre'	8-2	10	0.0

James Madison

Rushing	No.	Gain	Loss	Net	TD	Lg	Avg
Trai Sharp	9	130	0	130	1	46	14.4
Percy Agyei-Obese	16	103	0	103	1	15	6.4
Marcus Marshall	12	67	3	64	2	17	5.3
Cardon Johnson	10	57	0	57	0	22	5.7

Passing

C-A-I	Yds	TD	Long	Sack
Bryan Schor	12-16-1	149	2	29
Cole Johnson	7-10-0	99	1	47

Receiving

No.	Yards	TD	Long
Trai Sharp	3	45	1
David Eldridge	3	19	0
Ezrah Archie	3	18	0
John Miller	2	33	1

Punting

No.	Yds	Avg	Long	In20	TD
Harry O'Kelly	1	38	38.0	38	0

Punt Returns

No.	Yards	TD	Long
D'Angelo Amos	4	79	0
John Miller	3	24	0

Kick Returns

No.	Yards	TD	Long
John Miller	1	12	0
Marcus Marshall	1	21	0

Tackles

UA-A	Total	Sacks	TFL
Landan Word	3-1	4	0.0
Ron'Dell Carter	2-2	4	0.0

Qtr	Time	Scoring Play	V-H
1st	06:08	JMU - Marcus Marshall 9 yd run (Tyler Gray kick), 7-66 2:04	0-7
	03:01	JMU - Team safety	0-9
2nd	13:41	JMU - Bryan Schor 8 yd run (Tyler Gray kick), 11-66 4:15	0-16
	10:45	NSU - QUINERLY, Nhyre' 33 yd fumble recovery (NARDONE, Josh kick)	7-16
	08:44	JMU - John Miller 29 yd pass from Bryan Schor (Tyler Gray kick), 6-63 1:56	7-23
	04:22	JMU - Trai Sharp 2 yd run (Tyler Gray kick), 5-66 1:19	7-30
	04:09	JMU - Taylor Woods 2 yd run (Tyler Gray kick), 1-2 0:03	7-37
	00:32	JMU - Trai Sharp 17 yd pass from Bryan Schor (Tyler Gray kick), 10-48 2:03	7-44
3rd	12:15	JMU - Marcus Marshall 1 yd run (Tyler Gray kick), 5-60 1:42	7-51
	06:26	JMU - Tyler Gray 36 yd field goal, 10-45 2:56	7-54
	00:07	JMU - Clayton Cheatham 47 yd pass from Cole Johnson (Tyler Gray kick), 1-47 0:07	7-61
4th	09:24	JMU - Hunter Etheridge 1 yd run (Ethan Ratke kick), 10-62 4:06	7-68
	09:11	NSU - TAYLOR, Marcus 100 yd kickoff return (NARDONE, Josh kick)	14-68
	05:12	JMU - Percy Agyei-Obese 5 yd run (Ethan Ratke kick), 9-65 3:59	14-75



# 2017 Season in Review

## Game 4: #1 JMU 28, Maine 10

	1	2	3	4	Score
Maine	0	3	7	0	10
#1 JMU	0	7	7	14	28

Sept. 23, 2017 | Bridgeforth Stadium | Harrisonburg, Va. | Attendance: 25,330

### SCORING SUMMARY

2nd	08:28	JMU	Kloosterman 11 yd pass from Schor (Gray kick)	
			11 plays, 89 yards, TOP 4:38	7-0
	00:14	MAINE	Briggs 40 yd field goal	
			10 plays, 33 yards, TOP 3:23	7-3
3rd	13:12	MAINE	Mack 60 yd run (Briggs kick)	
			5 plays, 73 yards, TOP 1:48	7-10
	09:12	JMU	Eldridge 22 yd pass from Schor (Gray kick)	
			3 plays, 40 yards, TOP 0:46	14-10
4th	12:07	JMU	Woods 9 yd pass from Schor (Gray kick)	
			6 plays, 48 yards, TOP 2:14	21-10
	06:29	JMU	Archie 3 yd pass from Schor (Gray kick)	
			9 plays, 86 yards, TOP 4:06	28-10

### No. 1 Dukes Rally Past Maine 28-10 in CAA Opener

**HARRISONBURG, Va.** – Senior quarterback Bryan Schor threw four touchdown passes, and top-ranked James Madison outscored Maine 21-0 over the final 24 minutes to rally for a 28-10 Colonial Athletic Association Football victory on Saturday afternoon at Bridgeforth Stadium/ Zane Showker Field.

The win came in front of a sold out crowd of 25,330, which was the third-highest attendance in stadium history.

The Dukes improved to 4-0 overall and 1-0 in CAA play while the Black Bears dropped to 1-2 and 0-2. JMU's Division-I leading win streak remained intact as it extended to 16 consecutive games. That mark is just one shy of Richmond's 17-game streak (2008-09).

### QUICK HITS

- Bryan Schor passed for 281 yards and four touchdowns and is now three passing scores shy of the JMU all-time record (51 - Vad Lee & Justin Rascati).
- Ezrah Archie, playing in his second career game, had eight receptions for 90 yards – both career highs. His final catch, a three-yard touchdown, capped his performance.
- Marcus Marshall had a strong second half, finishing with 135 rushing yards and averaging 7.1 yards per carry. It was his first career 100-yard game at JMU.
- JMU had seven players catch at least one pass, including touchdown grabs by Archie, David Eldridge, Jonathan Kloosterman and Taylor Woods.
- JMU out-gained Maine 472-299, holding the league's second-best rushing offense to only 137 rushing yards.
- Curtis Oliver led all players with a career-high 12 tackles, and Kyre Hawkins made two sacks with a pair of pass breakups. JMU's defense tallied 4 total sacks and 7 tackles for loss. The Dukes produced three interceptions, two of which came in the second half by Rashad Robinson and Jimmy Moreland.

### WHEN THE GAME TURNED

- After Maine took a 10-7 lead early in the third quarter on a 60-yard Josh Mack run, JMU answered four minutes later with a 22-yard touchdown pass from Schor to Eldridge to make it 14-10.
- Maine's next three possessions consisted of 17 total yards, two three-and-outs and an interception by Robinson.
- On the ensuing drive, JMU went 48 yards, capped off by a Schor touchdown to a wide-open Woods for his first career receiving touchdown.
- After another three-and-out, JMU put the game away with an 86-yard drive, which included a 22-yard rush by Marshall, a 26-yard pass to Riley Stapleton and a three-yard passing score to Archie.

### ARCHIE HAS CAREER DAY

Ezrah Archie stepped into the starting in just his second career game Saturday, and he made an immediate impact. The rookie corralled eight receptions for 90 yards, leading all players in both categories. His day was highlighted by his first career touchdown, coming on a three-yard grab in the fourth quarter.

### MARSHALL SURPASSES CENTURY MARK FOR FIRST TIME AT JMU

Marcus Marshall eclipsed the 100-yard rushing mark for the first time since transferring to JMU from Georgia Tech last spring. He ran for 135 yards on 19 carries, with a 7.1 yards per carry average. His day was capped off with a 49-yard run late in the fourth to put the Dukes in scoring position. In the final stanza, Marshall went off, going for 84 yards on just four carries (21.0 ypc).



Quickie Statistics (Final)  
Maine vs #1 James Madison (Sep 23, 2017 at Harrisonburg, Va.)



										MAINE		JMU							
Score										10	28								
FIRST DOWNS										15	25								
RUSHES-YARDS (NET)										36-137	43-191								
PASSING YDS (NET)										162	281								
Passes Att-Comp-Int										41-20-3	31-21-1								
TOTAL OFFENSE PLAYS-YARDS										77-299	74-472								
Fumble Returns-Yards										0-0	0-0								
Punt Returns-Yards										1-12	5-7								
Kickoff Returns-Yards										2-52	0-0								
Interception Returns-Yards										1-0	3-24								
Punts (Number-Avg)										9-42.8	7-40.0								
Fumbles-Lost										0-0	2-1								
Penalties-Yards										5-55	5-65								
Possession Time										28:31	31:29								
Third-Down Conversions										8 of 21	5 of 13								
Fourth-Down Conversions										0 of 0	0 of 1								
Red-Zone Scores-Chances										0-0	3-4								
Maine										James Madison									
Rushing										Rushing									
No. Gain Loss Net TD Lg Avg										No. Gain Loss Net TD Lg Avg									
Josh Mack 24 150 6 144 1 60 6.0										Marcus Marshall 19 137 2 135 0 49 7.1									
Darian Davis-Ray 5 19 0 19 0 7 3.8										Taylor Woods 7 29 0 29 0 8 4.1									
Joe Fitzpatrick 1 6 0 6 0 6 6.0										Trai Sharp 8 26 1 25 0 13 3.1									
TEAM 1 0 0 0 0 0 0.0										Bryan Schor 9 22 20 2 0 9 0.2									
Passing										Passing									
C-A-I Yds TD Long Sack										C-A-I Yds TD Long Sack									
Chris Ferguson 20-41-3 162 0 21 4										Bryan Schor 21-31-1 281 4 31 3									
Receiving										Receiving									
No. Yards TD Long										No. Yards TD Long									
Jaleel Reed 4 29 0 11										Ezrah Archie 8 90 1 31									
Earnest Edwards 3 25 0 13										Riley Stapleton 4 63 0 26									
Drew Belcher 3 20 0 9										David Eldridge 3 67 1 25									
Josh Mack 3 20 0 15										Ishmael Hyman 2 25 0 13									
Punting										Punting									
No. Yds Avg Long In20 TB										No. Yds Avg Long In20 TB									
Derek Deoul 9 385 42.8 55 3 1										Harry O'Kelly 5 207 41.4 63 3 0									
										Jeremiah McBride 2 73 36.5 43 1 0									
Punt Returns										Punt Returns									
No. Yards TD Long										No. Yards TD Long									
Earnest Edwards 1 12 0 12										D'Angelo Amos 5 7 0 3									
Kick Returns										Kick Returns									
No. Yards TD Long										No. Yards TD Long									
Earnest Edwards 2 52 0 27																			
Tackles										Tackles									
UA-A Total Sacks TFL										UA-A Total Sacks TFL									
Taji Lowe 6-4 10 0.0 0.0										Curtis Oliver 6-6 12 0.0 0.0									
Jaron Grayer 4-5 9 0.0 0.0										Cornell Urquhart 3-5 8 0.0 1.0									
Jason Matovu 6-2 8 0.0 1.0										Raven Greene 1-6 7 0.0 0.0									
Sterling Sheffield 4-4 8 2.5 2.5										Kyre Hawkins 4-2 6 2.0 2.0									
Qtr Time Scoring Play										V-H									
2nd 08:28 JMU - Jonathan Kloosterman 11 yd pass from Bryan Schor (Tyler Gray kick), 11-89 4:38										0 - 7									
00:14 MAINE - Brandon Briggs 40 yd field goal, 10-33 3:23										3 - 7									
3rd 13:12 MAINE - Josh Mack 60 yd run (Brandon Briggs kick), 5-73 1:48										10 - 7									
09:12 JMU - David Eldridge 22 yd pass from Bryan Schor (Tyler Gray kick), 3-40 0:46										10 - 14									
4th 12:07 JMU - Taylor Woods 9 yd pass from Bryan Schor (Tyler Gray kick), 6-48 2:14										10 - 21									
06:29 JMU - Ezrah Archie 3 yd pass from Bryan Schor (Tyler Gray kick), 9-86 4:06										10 - 28									

# 2017 Season in Review

## Game 5: #1 JMU 20, Delaware 10

	1	2	3	4	Score
#1 JMU	7	10	0	3	20
Delaware	3	7	0	0	10

Sept. 30, 2017 | Delaware Stadium | Newark, Del. | Attendance: 16,372

### SCORING SUMMARY

1st	09:05	UD	Raggo 55 yd field goal	
			4 plays, 3 yards, TOP 1:53	0-3
	06:57	JMU	Sharp 6 yd run (Gray kick)	
			5 plays, 75 yards, TOP 2:08	7-3
2nd	12:07	UD	Jarmon 15 yd pass from Walker (Raggo kick)	
			12 plays, 56 yards, TOP 6:05	7-10
	06:53	JMU	Ankrah 23 yd fumble recovery (Gray kick)	
				14-10
2nd	00:01	JMU	Gray 39 yd field goal	
			12 plays, 71 yards, TOP 3:45	17-10
4th	02:50	JMU	Gray 48 yd field goal	
			7 plays, 24 yards, TOP 3:21	20-10

### #1 Dukes Tie CAA Win-Streak Record with 20-10 Win at Delaware

**NEWARK, Del.** – Junior running back Trai Sharp rushed for a career-high 185 yards and top-ranked James Madison forced three turnovers to grind out a 20-10 Colonial Athletic Association football victory at Delaware on Saturday at Delaware Stadium.

The Dukes increased the nation's longest win streak to 17 games, which tied the all-time CAA record - set by Richmond in 2008-09. That is also tied for the 13th-longest win streak in FCS history.

JMU improved to 5-0 on the year and 2-0 in CAA play, while the Blue Hens fell to 2-2 and 0-1.

### QUICK HITS

- Sharp ran for 185 yards on 36 carries, tallying a 5.1 yards per carry average. His long of 59 set up his six-yard touchdown carry in the first quarter.
- Redshirt senior Andrew Ankrah recorded his first career touchdown on a 23-yard fumble recovery in the second quarter. He finished with five tackles, including two for loss, and a sack.
- Playing in his first game this season, senior linebacker Brandon Hereford recorded a team-high 11 tackles and a sack.
- JMU's defense held Delaware to just 229 yards of offense and blanked the host Hens for the final 42:07.
- Raven Greene collected his third takeaway of the season with his second interception of the season in the second quarter. He also forced a fumble early in the second half when UD was driving in JMU territory.
- Junior kicker Tyler Gray sealed the win with a career-long, 48-yard field goal with 2:50 remaining.

### WHERE THE GAME TURNED

- Trailing 10-7 after having just punted to Delaware, Andrew Ankrah picked up a fumble on a backwards pass and ran it 23 yards for his first career touchdown, giving the Dukes a 14-10 lead with 6:53 to go in the first half.
- On the ensuing drive, Raven Greene picked off UD quarterback Joe Walker with 3:46 to go in the second, resulting in three points off a Tyler Gray field goal in the closing seconds.
- That fueled JMU's defense into the second half, where it did not give up any points to the host Blue Hens.



### THE DAGGER

- After forcing UD into a three-and-out with just under seven minutes to go, Trai Sharp rushed for 23 yards on five consecutive plays to set up a Tyler Gray field goal.
- Gray drilled a career-long, 48 yarder from the left hash to put the Dukes up 10, at 20-10 with only 2:50 to play.

### TRAI HAS A DAY

Trai Sharp carried the load on offense, tallying 36 of the Dukes' 54 rushes on the day, as he finished with 185 yards. He began his career performance by ripping off a massive 59-yard rush to put the dukes inside the 10. On the very next play, he pounded it in the end zone from six yards out to give JMU a 7-3 lead. It was Sharp's second 100-yard rushing performance of the year and the fourth of his career.



Quickie Statistics (Final)

#1 James Madison vs Delaware (Sep 30, 2017 at Newark, Del.)

JMU DELAWARE										
Score					20 10					
FIRST DOWNS					18 11					
RUSHES-YARDS (NET)					54-254 37-140					
PASSING YDS (NET)					93 89					
Passes Att-Comp-Int					19-10-1 18-7-1					
TOTAL OFFENSE PLAYS-YARDS					73-347 55-229					
Fumble Returns-Yards					1-23 0-0					
Punt Returns-Yards					1-0 0-0					
Kickoff Returns-Yards					1-20 3-50					
Interception Returns-Yards					1-5 1-0					
Punts (Number-Avg)					4-43.5 5-41.4					
Fumbles-Lost					2-1 2-2					
Penalties-Yards					10-89 7-63					
Possession Time					33:58 26:02					
Third-Down Conversions					7 of 17 7 of 14					
Fourth-Down Conversions					1 of 2 0 of 1					
Red-Zone Scores-Chances					1-2 1-1					

James Madison

Rushing	No.	Gain	Loss	Net	TD	Lg	Avg
Trai Sharp	36	191	6	185	1	59	5.1
Bryan Schor	9	47	8	39	0	12	4.3
Marcus Marshall	8	23	2	21	0	7	2.6
Harry O'Kelly	1	9	0	9	0	9	9.0

Passing	C-A-I	Yds	TD	Long	Sack
Bryan Schor	10-19-1	93	0	27	2

Receiving	No.	Yards	TD	Long
Terrence Aills	3	25	0	11
Trai Sharp	3	13	0	7
Ishmael Hyman	2	51	0	27
Riley Stapleton	1	6	0	6

Punting	No.	Yds	Avg	Long	In20	TB
Harry O'Kelly	4	174	43.5	53	2	1

Punt Returns	No.	Yards	TD	Long
Terrence Aills	1	0	0	0

Kick Returns	No.	Yards	TD	Long
Marcus Marshall	1	20	0	20

Tackles	UA-A	Total	Sacks	TFL
Brandon Hereford	7-4	11	1.0	1.0
Raven Greene	4-5	9	0.0	0.0
Gus Little	4-2	6	0.0	0.0
Andrew Ankrah	3-2	5	1.0	2.0

Delaware

Rushing	No.	Gain	Loss	Net	TD	Lg	Avg
Kani Kane	13	83	2	81	0	37	6.2
Joe Walker	13	57	11	46	0	18	3.5
Thom. Jefferson	4	16	5	11	0	7	2.8
Kareem Williams	5	10	0	10	0	3	2.0

Passing	C-A-I	Yds	TD	Long	Sack
Joe Walker	5-11-1	47	1	15	2
J.P. Caruso	2-7-0	42	0	30	1

Receiving	No.	Yards	TD	Long
Dante Cherry	3	28	0	11
Jamie Jarmon	2	45	1	30
Charles Scarff	1	12	0	12
Kareem Williams	1	4	0	4

Punting	No.	Yds	Avg	Long	In20	TB
Nick Pritchard	5	207	41.4	52	0	1

Punt Returns	No.	Yards	TD	Long
Khory Spruill	3	50	0	29

Kick Returns	No.	Yards	TD	Long
Khory Spruill	3	50	0	29

Tackles	UA-A	Total	Sacks	TFL
Troy Reeder	4-8	12	0.0	0.5
Blaine Woodson	3-9	12	0.0	0.0
Jalen Kindie	3-7	10	1.0	1.0
Anthony Jackson	2-7	9	0.0	0.5

Qtr	Time	Scoring Play	V-H
1st	09:05	DELAWARE - Frank Raggo 55 yd field goal, 4-3 1:53	0-3
	06:57	JMU - Trai Sharp 6 yd run (Tyler Gray kick), 5-75 2:08	7-3
2nd	12:07	DELAWARE - Jamie Jarmon 15 yd pass from Joe Walker (Frank Raggo kick), 12-56 6:05	7-10
	06:53	JMU - Andrew Ankrah 23 yd fumble recovery (Tyler Gray kick)	14-10
	00:01	JMU - Tyler Gray 39 yd field goal, 12-71 3:45	17-10
4th	02:50	JMU - Tyler Gray 48 yd field goal, 7-24 3:21	20-10



# 2017 Season in Review

## Game 6: #1 JMU 30, Villanova 8

	1	2	3	4	Score
Villanova	0	0	0	8	8
#1 JMU	3	10	3	14	30

Oct. 14, 2017 | Bridgeforth Stadium | Harrisonburg, Va. | Attendance: 25,993

### SCORING SUMMARY

1st	08:46	JMU	Gray 22 yd field goal	
			7 plays, 37 yards, TOP 2:31	3-0
2nd	08:40	JMU	Gray 36 yd field goal	
			7 plays, 37 yards, TOP 2:45	6-0
	03:03	JMU	Cheatham 23 yd pass from Schor (Gray kick)	
			7 plays, 62 yards, TOP 3:10	13-0
3rd	10:09	JMU	Gray 17 yd field goal	
			8 plays, 41 yards, TOP 3:27	16-0
4th	14:56	VU	Summers 4 yd pass from McCloskey (Forbes pass)	
			18 plays, 79 yards, TOP 10:08	16-8
	07:02	JMU	Eldridge 29 yd pass from Schor (Gray kick)	
			5 plays, 56 yards, TOP 2:09	23-8
	01:57	JMU	Hereford 5 yd interception (Gray kick)	
				30-8

### Strong Defensive Effort Propels #1 Dukes Past #11 Villanova, 30-8

**HARRISONBURG, Va.** – Top-ranked James Madison held 11th-ranked Villanova scoreless for three quarters and scored 14 straight points down the stretch to grind out a 30-8 Colonial Athletic Association Football victory on Saturday afternoon in front of 25,993 fans at Bridgeforth Stadium/Zane Showker Field.

The attendance was the second-largest in school history, trailing the 26,069 at JMU's Oct. 24, 2015 matchup against Richmond.

JMU broke the CAA win-streak record, extending its nation-leading wins mark to 18 wins. That leads all teams both at the FBS and FCS levels. The win was also the 300th for the program.

### QUICK HITS

- Defense was the name of the game, as the Dukes limited Villanova to 174 yards of total offense. It was the fifth straight game conceding less than 300 yards and the third time allowing under 200. It was also the fourth time in six games they gave up 10 points or less.
- JMU had three takeaways, including two interceptions. The latter was a pick-six on a 3-yard return by senior linebacker Brandon Hereford with 1:57 to play. It was his first career interception.
- Redshirt senior defensive lineman Andrew Ankrah was a force up front, making 2.5 tackles-for-loss and 1.5 sacks to move into tie for seventh place all-time at JMU with 21.0 career sacks.
- Redshirt senior safety Jordan Brown paced the defense with a game-high 12 stops (8 solo), and redshirt senior defensive lineman Simeyon Robinson had a pass breakup and sack at a crucial juncture in the fourth quarter.
- Senior quarterback Bryan Schor was 20-of-28 for 271 yards and two touchdowns, as he reached 50 career passing touchdowns. He is one shy of Vad Lee and Justin Rascati, who each had 51.
- Redshirt senior receiver Terrence Alls tied his career high with seven catches for 83 yards. Freshman tight end Clayton Cheatham had two grabs for a career-high 57 yards and a score. Junior receiver David Eldridge also had four receptions for 43 yards and a touchdown.
- JMU out-gained the Wildcats, 316-174, which included a 271-30 advantage in the pass-ing game.

### SCHOR SURPASSES PASSING MILESTONE

- Late in the second quarter, Bryan Schor threw his 49th career touchdown pass, but not before reaching a career milestone.
- Needing just 113 passing yards, Schor surpassed 5,000 career yards, becoming the fifth JMU quarterback in history to reach the feat. He now has 5,158 yards for his career.
- He joins an elite list consisting of: Mike Cawley (6,482), Justin Rascati (5,912), Vad Lee (5,652) and Eriq Williams (5,356).

### DEFENSE STANDS TALL ... AGAIN

The Dukes defense combined for 6 total sacks and 11 tackles for loss, both of which were season highs. JMU has tallied at least 5.0 tackles for loss in each game and it was the third straight outing the defense registered three or more sacks. JMU also forced three turnovers, including a pick-six late in the fourth. Villanova did not cross midfield until late in the third quarter, which led to its only score of the night.



JMU

#11 Villanova vs #1 James Madison (Oct 14, 2017 at Harrisonburg, Va.)

JMU

Score

8 30

FIRST DOWNS

14 17

RUSHES-YARDS (NET)

48-144 30-45

PASSING YDS (NET)

30 271

Passes Att-Comp-Int

19-5-2 28-20-1

TOTAL OFFENSE PLAYS-YARDS

67-174 58-316

Fumble Returns-Yards

0-0 0-0

Punt Returns-Yards

1-8 5-44

Kickoff Returns-Yards

7-131 1-27

Interception Returns-Yards

1-0 2-8

Punts (Number-Avg)

8-46.4 5-34.0

Fumbles-Lost

2-1 1-0

Penalties-Yards

8-54 2-10

Possession Time

33:25 26:35

Third-Down Conversions

4 of 17 3 of 12

Fourth-Down Conversions

2 of 2 0 of 0

Red-Zone Scores-Chances

1-1 3-3

Villanova

Rushing

No.	Gain	Loss	Net	TD	Lg	Avg
Kyle McCloskey	16	71	28	43	0	12 2.7
Aaron Forbes	11	37	0	37	0	11 3.4
Damone Drew	4	22	0	22	0	9 5.5
Justin Covington	7	24	3	21	0	14 3.0

Passing

C-A-I	Yds	TD	Long	Sack
Jack Schetelich	3-12-1	15	0	11 3
Kyle McCloskey	2-7-1	15	1	11 3

Receiving

No.	Yards	TD	Long
Taurus Phillips	2	6	0 11
Brandon Chaboum	1	11	0 11
Aaron Forbes	1	9	0 9
Todd Summers	1	4	1 4

Punting

No.	Yds	Avg	Long	In20	TB
John Hinchey	8	371	46.4	53	1 0

Punt Returns

No.	Yards	TD	Long
Trey Johnson	1	8	0 8

Kick Returns

No.	Yards	TD	Long
Jarrett McClenton	4	80	0 29
Josh McGrigg	3	51	0 18

Tackles

UA-A	Total	Sacks	TFL
Jeff Steeb	5-4	9	2.0 2.0
Ed Shockley	5-3	8	0.0 1.0
Trey Johnson	4-2	6	0.0 0.5
Rascan Stewart	2-4	6	0.0 1.5

James Madison

Rushing

No.	Gain	Loss	Net	TD	Lg	Avg
Trai Sharp	11	29	4	25	0	7 2.3
Marcus Marshall	7	18	4	14	0	7 2.0
Bryan Schor	8	23	19	4	0	8 0.5
Taylor Woods	3	4	1	3	0	3 1.0

Passing

C-A-I	Yds	TD	Long	Sack
Bryan Schor	20-28-1	271	2	34 2

Receiving

No.	Yards	TD	Long
Terrence Allis	7	83	0 24
David Eldridge	4	43	1 29
Clayton Cheatham	2	57	1 34
John Miller	2	38	0 26

Punting

No.	Yds	Avg	Long	In20	TB
Harry O'Kelly	2	68	34.0	40	1 0
Jeremiah McBride	2	82	41.0	44	0 0

Punt Returns

No.	Yards	TD	Long
John Miller	5	44	0 24

Kick Returns

No.	Yards	TD	Long
Marcus Marshall	1	27	0 27

Tackles

UA-A	Total	Sacks	TFL
Jordan Brown	8-4	12	0.0 0.0
Kyre Hawkins	4-6	10	2.0 3.0
Raven Greene	5-2	7	0.0 0.0
Landan Word	3-2	5	0.0 0.0

Qtr

Time

Scoring Play

V-H

1st

08:46

JMU - Tyler Gray 22 yd field goal, 7-37 2:31

0-3

2nd

08:40

JMU - Tyler Gray 36 yd field goal, 7-37 2:45

0-6

03:03

JMU - Clayton Cheatham 23 yd pass from Bryan Schor (Tyler Gray kick), 7-62 3:10

0-13

3rd

10:09

JMU - Tyler Gray 17 yd field goal, 8-41 3:27

0-16

4th

14:56

VU - Todd Summers 4 yd pass from Kyle McCloskey (Aaron Forbes pass from McCloskey, K.), 18

8-16

07:02

JMU - David Eldridge 29 yd pass from Bryan Schor (Tyler Gray kick), 5-56 2:09

8-23

01:57

JMU - Brandon Hereford 5 yd interception return (Tyler Gray kick)

8-30

# 2017 Season in Review

## Game 7: #1 JMU 46, William & Mary 14

	1	2	3	4	Score
#1 JMU	7	12	10	17	46
William & Mary	0	0	0	14	14

Oct. 21, 2017 | Zable Stadium | Williamsburg, Va. | Attendance: 13,125

### SCORING SUMMARY

1st	04:17	JMU	Cheatham 2 yd pass from Schor (Gray kick)	
			10 plays, 73 yards, TOP 3:51	7-0
2nd	14:46	JMU	Gray 42 yd field goal	
			7 plays, 59 yards, TOP 1:47	10-0
	03:06	JMU	Gray 30 yd field goal	
			5 plays, 7 yards, TOP 1:31	13-0
	00:20	JMU	Marshall 1 yd run (Schor pass failed)	
			4 plays, 23 yards, TOP 1:16	19-0
3rd	11:46	JMU	Schor 7 yd run (Ratke kick)	
			4 plays, 22 yards, TOP 1:23	26-0
	08:30	JMU	Ratke 36 yd field goal	
			4 plays, 1 yard, TOP 1:23	29-0
4th	13:42	JMU	Marshall 27 yd run (Ratke kick)	
			7 plays, 66 yards, TOP 3:03	36-0
	12:49	JMU	Moreland 38 yd interception (Ratke kick)	
				43-0
	10:11	WM	Lowery 33 yd pass from McKee (Hooper kick)	
			9 plays, 70 yards, TOP 2:38	43-7
	03:25	JMU	Ratke 39 yd field goal	
			7 plays, 21 yards, TOP 3:18	46-7
	01:54	WM	Giles 66 yd run (Hooper kick)	
			3 plays, 74 yards, TOP 1:31	46-14

### Defense Equals Offense in #1 JMU's 46-14 Rout of William & Mary

**WILLIAMSBURG, Va.** – Six takeaways and 33 points off turnovers led top-ranked James Madison to a 46-14 Colonial Athletic Association Football victory at William & Mary on Saturday afternoon in front of a sold-out crowd at Zable Stadium.

The Dukes increased the nation's longest win streak to a CAA-record 19th straight victory. JMU is now 7-0 on the year and 4-0 in league play, while the Tribe fell to 2-5 and 0-4. The Dukes have also won eight in a row on the road – their longest in program history.

The 32-point win was also the largest margin-of-victory for the Dukes in the 40-year history of the series, as JMU improved to 23-17 all-time against the Tribe.

### QUICK HITS

- Senior quarterback Bryan Schor tied the JMU record for career passing touchdowns (51) on a two-yard connection with freshman tight end Clayton Cheatham for the first score of the game. That touchdown toss ties him with Vad Lee and Justin Rascati.
- JMU's defense record a season-best six takeaways and scored a season-high 33 points off turnovers. The Dukes out-gained the Tribe 389-298, which marked the sixth straight game JMU has held an opponent to under 300 yards.
- The Dukes tallied six sacks to bring their season total to 24.0, which matches their 2016 total.
- Redshirt senior Jordan Brown tallied a career-best two interceptions, while both junior corners Jimmy Moreland and Rashad Robinson each had one.
- Senior receiver Terrence Alls matched his career high for the second straight week, making seven receptions. He also tallied 113 yards (long of 39) for his second career 100-yard game.
- Junior running back Marcus Marshall led JMU's rushing attack with 65 yards and two touchdowns, marking his second two-TD game of 2017.
- The Dukes set a program record with four made field goals, as both junior kicker Tyler Gray and redshirt freshman Ethan Ratke combined to go 4-for-4. Gray hit a game-long 42 yarder, while Ratke knocked down a career-long 39 yarder.

### DEFENSE ... JUST DEFENSE

We've stopped trying to name this section, because they continue to impress week in and week out. Here are the tidbits on the Dukes' defense.

- The Dukes limited the Tribe to 298 yards of offense and only 122 yards through three quarters. This was the sixth game in a row JMU has held an opponent to under 300 yards of total offense.
- Redshirt junior Darrious Carter registered a strip-sack and recovered the fumble in the second.
- Brown intercepted his third and fourth passes of the season for the first multi-interception game of his career. He now has eight during his tenure with JMU.
- W&M did not cross midfield in first half, gaining just 53 yards with two first downs.
- The Dukes never allowed the Tribe to reach the red-zone, forced 6 three-and-outs and held them to 3-of-13 on third down.
- Moreland had a pick-six in the second half, marking the third time he's scored in his career on an interception. He is now tied for 10th all-time with nine interceptions.



### Quickie Statistics (Final)

#1 James Madison vs William and Mary (Oct 21, 2017 at Williamsburg, Va.)

	JMU	WM
Score	46	14
FIRST DOWNS	19	13
RUSHES-YARDS (NET)	50-180	32-144
PASSING YDS (NET)	209	154
Passes Att-Comp-Int	28-16-2	31-12-4
TOTAL OFFENSE PLAYS-YARDS	78-389	63-298
Fumble Returns-Yards	0-0	0-0
Punt Returns-Yards	3-61	0-0
Kickoff Returns-Yards	1-32	8-160
Interception Returns-Yards	4-178	2-33
Punts (Number-Avg)	4-47.8	7-44.3
Fumbles-Lost	0-0	2-2
Penalties-Yards	7-59	1-5
Possession Time	33:21	26:39
Third-Down Conversions	9 of 19	3 of 13
Fourth-Down Conversions	0 of 0	1 of 2
Red-Zone Scores-Chances	5-6	0-0

James Madison										William and Mary												
Rushing										Rushing												
No.	Gain	Loss	Net	TD	Lg	Avg					No.	Gain	Loss	Net	TD	Lg	Avg					
Marcus Marshall	11	65	1	64	2	27	5.8					Noah Giles	3	74	0	74	1	66	24.7			
Trail Sharp	15	63	4	59	0	13	3.9					A. Funderburke	8	34	0	34	0	8	4.2			
Taylor Woods	5	31	0	31	0	12	6.2					Nate Evans	9	26	1	25	0	7	2.8			
Percy Agyei-Obese	4	20	0	20	0	6	5.0					Tommy McKee	9	41	22	19	0	17	2.1			
Passing										Passing												
C-A-I	Yds	TD	Long	Sack						C-A-I	Yds	TD	Long	Sack								
Bryan Schor	13-24-2	186	1	39	3					Tommy McKee	7-17-3	116	1	37	4							
Cole Johnson	3-4-0	23	0	9	0					Shon Mitchell	3-10-0	25	0	12	1							
Receiving										Receiving												
No.	Yards	TD	Long							No.	Yards	TD	Long									
Terrence Alls	7	113	0	39						Nick Muse	2	20	0	17								
Clayton Cheatham	2	15	1	13						Jalen Christian	2	19	0	14								
Ezrah Archie	2	12	0	9						Daniel Kuzjak	2	18	0	10								
Trail Sharp	2	8	0	4						Jack Armstrong	1	37	0	37								
Punting										Punting												
No.	Yds	Avg	Long	In20	TB					No.	Yds	Avg	Long	In20	TB							
Harry O'Kelly	2	93	46.5	49	0	0					Will Michael	7	310	44.3	55	2	0					
Jeremiah McBride	2	98	49.0	61	0	0																
Punt Returns										Punt Returns												
No.	Yards	TD	Long							No.	Yards	TD	Long									
John Miller	3	61	0	42																		
Kick Returns										Kick Returns												
No.	Yards	TD	Long							No.	Yards	TD	Long									
Marcus Marshall	1	32	0	32						Jordan Lowery	7	146	0	27								
										A. Purviance	1	14	0	14								

Tackles					Tackles								
UA-A	Total	Sacks	TFL					UA-A	Total	Sacks	TFL		
Brandon Hereford	5-2	7	0.0	0.0					Nate Atkins	7-5	12	0.0	1.0
Raven Greene	4-3	7	0.0	0.0					Mike Barta	4-5	9	0.0	1.0
Kyre Hawkins	4-3	7	0.5	1.5					Corey Parker	5-3	8	0.0	0.0

Qtr	Time	Scoring Play	V-H
1st	04:17	JMU - Clayton Cheatham 2 yd pass from Bryan Schor (Tyler Gray kick), 10-73 3:51	7 - 0
2nd	14:46	JMU - Tyler Gray 42 yd field goal, 7-59 1:47	10 - 0
	03:06	JMU - Tyler Gray 30 yd field goal, 5-7 1:31	13 - 0
	00:20	JMU - Marcus Marshall 1 yd run (Bryan Schor pass failed), 4-23 1:16	19 - 0
3rd	11:46	JMU - Bryan Schor 7 yd run (Ethan Ratke kick), 4-22 1:23	26 - 0
	08:30	JMU - Ethan Ratke 36 yd field goal, 4-1 1:23	29 - 0
4th	13:42	JMU - Marcus Marshall 27 yd run (Ethan Ratke kick), 7-66 3:03	36 - 0
	12:49	JMU - Jimmy Moreland 38 yd interception return (Ethan Ratke kick)	43 - 0
	10:11	WM - Jordan Lowery 33 yd pass from Tommy McKee (Kris Hooper kick), 9-70 2:38	43 - 7
	03:25	JMU - Ethan Ratke 39 yd field goal, 7-21 3:18	46 - 7
	01:54	WM - Noah Giles 66 yd run (Kris Hooper kick), 3-74 1:31	46 - 14



# 2017 Season in Review

## Game 8: #1 JMU 21, #17 New Hampshire 0

	1	2	3	4	Score
#17 New Hampshire	0	0	0	0	0
#1 JMU	0	14	7	0	21

Oct. 28, 2017 | Bridgeforth Stadium | Harrisonburg, Va. | Attendance: 25,298

### SCORING SUMMARY

2nd	10:38	JMU	Hyman 13 yd pass from Schor (Ratke kick)	
			5 plays, 46 yards, TOP 2:02	7-0
	05:17	JMU	Cheatham 1 yd pass from Schor (Ratke kick)	
			10 plays, 64 yards, TOP 3:53	14-0
3rd	12:25	JMU	R. Robinson 82 yd interception (Ratke kick)	
				21-0

### Schor Breaks Career Passing TD Record in JMU's 21-0 Shutout Over #17 UNH

**HARRISONBURG, Va.** – Senior quarterback Bryan Schor threw two touchdowns to set the program record for career passing scores, and top-ranked James Madison shut out No. 17 New Hampshire for a 21-0 Homecoming victory on Saturday in front of a sold-out Bridgeforth Stadium/Zane Showker Field.

The attendance of 25,298 was the third sell out of the season and the fifth-most attended game in Bridgeforth history.

The Dukes (8-0, 5-0 CAA) extended their NCAA Division I-best win streak to 20 straight games and tied the Colonial Athletic Association record with their 15th straight league win, while the Wildcats (5-3, 3-2 CAA) were shut out for the first time since Sept. 3, 2016 at San Diego State.

### QUICK HITS

- With the win, the Dukes improved to 8-0 on the season, marking the best-start to a season in program history.
- JMU's 20-game win-streak is currently ranked second in all of NCAA college football, trailing just Division III's Mary Hardin-Baylor (23).
- For the first time since Oct. 17, 2015 (at Elon - 51-0), the Dukes pitched a shutout performance. The shutout marked the third consecutive game where the opposition was held scoreless in the first, second and third quarters.
- Bryan Schor's two passing touchdowns moved his career total to 53, surpassing Vad Lee and Justin Rascati for first all-time in JMU history.
- Freshman tight end Clayton Cheatham scored his fourth touchdown of the year and has scored in three straight games.
- Junior cornerback Rashad Robinson returned an interception 82-yards to the house to increase the Dukes lead to 21-0, inevitably sealing the win. It was the third-longest in-terception return in JMU history.
- Redshirt junior cornerback Jimmy Moreland picked up an Andrew Ankrah forced fumble late in the second quarter after UNH had driven the ball deep into JMU territory. This marked Moreland's fifth game in a row with a takeaway and his sixth takeaway of the season.

### DEFENSE SWARMS WILDCATS FOR SHUTOUT

- Redshirt senior defensive lineman Andrew Ankrah led the way with eight total tackles, one tackle for a loss, one pass break-up, and two forced fumbles.
- Redshirt senior linebacker Kyre Hawkins had a team-high 10 tackles and a sack, while redshirt senior defensive lineman Simeyon Robinson had a career-best two sacks.
- The Dukes conceded just 193 yards of total offense on the day. This marks the fourth time this season JMU has held its opponent to under 200 yards of total offense, along with the seventh consecutive game allowing under 300 yards of total offense.
- Rashad Robinson's interception was JMU's second straight game with 0a pick-six, following Jimmy Moreland's last week at W&M.
- For the first time since the second round playoff win in 2016, UNH QB Trevor Knight was held without a touchdown pass.

### SPREADING THE FIELD

Bryan Schor finished the afternoon going 20-of-27 for 176 yards while targeting and completing passes to nine different receivers. Six of those receivers hauled in multiple receptions, with senior receiver John Miller leading the way with five catches for 65 yards.



### Quickie Statistics (Final)

UNH										JMU											
Score		0										21									
<b>FIRST DOWNS</b>		11										19									
<b>RUSHES-YARDS (NET)</b>		32-27										45-163									
<b>PASSING YDS (NET)</b>		166										176									
Passes Att-Comp-Int		32-12-2										27-20-1									
<b>TOTAL OFFENSE PLAYS-YARDS</b>		64-193										72-339									
Fumble Returns-Yards		0-0										1-2									
Punt Returns-Yards		4-20										2--2									
Kickoff Returns-Yards		1-21										0-0									
Interception Returns-Yards		1-0										2-75									
Punts (Number-Avg)		9-39.9										8-41.8									
Fumbles-Lost		4-1										0-0									
Penalties-Yards		3-15										6-49									
Possession Time		27:21										32:39									
Third-Down Conversions		5 of 17										3 of 15									
Fourth-Down Conversions		0 of 1										1 of 1									
Red-Zone Scores-Chances		0-1										2-4									

### New Hampshire

Rushing	No.	Gain	Loss	Net	TD	Lg	Avg
Evan Gray	8	21	0	21	0	5	2.6
DeUnte Chatman	9	20	0	20	0	4	2.2
Neil O'Connor	1	1	0	1	0	1	1.0
TEAM	1	0	1	-1	0	0	-1.0

Passing	C-A-I	Yds	TD	Long	Sack
Trevor Knight	10-25-1	136	0	42	3
Christian Lupoli	1-6-1	4	0	4	2

Receiving	No.	Yards	TD	Long
Malik Love	5	55	0	26
Kieran Presely	4	58	0	42
Neil O'Connor	3	53	0	33

Punting	No.	Yds	Avg	Long	In20	TB
Max Pedinoff	9	359	39.9	49	3	0

Punt Returns	No.	Yards	TD	Long
Evan Horn	4	20	0	17

Kick Returns	No.	Yards	TD	Long
C.J. Turner	1	21	0	21

Tackles	UA-A	Total	Sacks	TFL
Rick Holt	7-3	10	0.0	0.0
Quinlen Dean	6-4	10	1.0	2.0
Evan Horn	5-3	8	0.0	1.0
Jared Kuehl	6-1	7	2.0	3.5

Qtr	Time	Scoring Play	V-H
2nd	10:38	JMU - Ishmael Hyman 13 yd pass from Bryan Schor (Ethan Ratke kick), 5-46 2:02	0 - 7
	05:17	JMU - Clayton Cheatham 1 yd pass from Bryan Schor (Ethan Ratke kick), 10-64 3:53	0 - 14
3rd	12:25	JMU - Rashad Robinson 82 yd interception return (Ethan Ratke kick)	0 - 21

### James Madison

Rushing	No.	Gain	Loss	Net	TD	Lg	Avg
Trai Sharp	18	83	0	83	0	16	4.6
Harry O'Kelly	1	30	0	30	0	30	30.0
Taylor Woods	6	19	0	19	0	8	3.2
Bryan Schor	11	34	18	16	0	11	1.5

Passing	C-A-I	Yds	TD	Long	Sack
Bryan Schor	20-27-1	176	2	26	4

Receiving	No.	Yards	TD	Long
John Miller	5	65	0	26
Terrence Allis	4	50	0	19
Ishmael Hyman	2	19	1	13
Jonathan Kloosterna	2	12	0	6

Punting	No.	Yds	Avg	Long	In20	TB
Harry O'Kelly	8	334	41.8	49	3	0

Punt Returns	No.	Yards	TD	Long
John Miller	2	-2	0	0

Kick Returns	No.	Yards	TD	Long

Tackles	UA-A	Total	Sacks	TFL
Kyre Hawkins	5-5	10	1.0	1.0
Andrew Ankrah	6-2	8	1.0	1.0
Jimmy Moreland	5-0	5	0.0	0.0
Cornell Urquhart	4-0	4	0.0	0.0

## 2017 Season in Review

**Game 9: #1 JMU 38, Rhode Island 3**

	<u>1</u>	<u>2</u>	<u>3</u>	<u>4</u>	<u>Score</u>
#1 JMU	0	7	17	14	38
William & Mary	0	3	0	0	3

Nov. 4, 2017 | Meade Stadium | Kingston, R.I. | Attendance: 3,227

## SCORING SUMMARY

2nd	10:33	JMU	Eldridge 19 yd pass from Schor (Ratke kick)	
			10 plays, 80 yards, TOP 4:27	7-0
	02:38	URI	Carrick 40 yd field goal	
			16 plays, 50 yards, TOP 7:48	7-3
3rd	07:34	JMU	Hyman 6 yd pass from Schor (Ratke kick)	
			10 plays, 80 yards, TOP 4:20	14-3
	06:29	JMU	Sharp 4 yd run (Ratke kick)	
			1 play, 4 yards, TOP 0:06	21-3
	00:11	JMU	Ratke 42 yd field goal	
			7 plays, 41 yards, TOP 3:50	24-3
4th	09:53	JMU	Alls 20 yd pass from Schor (Ratke kick)	
			7 plays, 45 yards, TOP 3:31	31-3
	07:58	JMU	Kloosterman 9 yd pass from Schor (Ratke kick)	
			3 plays, 49 yards, TOP 1:01	38-3

## #1 Dukes Roll in Second Half to Earn 38-3 Win at Rhode Island

**KINGSTON, R.I.** – Senior quarterback Bryan Schor threw four touch-down passes and No. 1 James Madison used a 31-0 run in the second half to roll past Rhode Island 38-3 in Colonial Athletic Association football on Saturday afternoon at Meade Stadium.

The Dukes improved to 9-0 on the year and 6-0 in CAA play, while the Rams fell to 2-7 and 1-5. It was JMU's 16th straight conference victory, setting a new CAA record. That passed UMass' 50-year old record, set between 1965-67.

## QUICK HITS

- | <ul style="list-style-type: none"> <li>With the win, the Dukes picked up their ninth straight road, and extended their CAA-record and Division I-leading win streak to 21 games.</li> <li>Bryan Schor threw three of his four touchdown passes in the second half, as JMU out-scored the hosts 31-0 over the final 30 minutes. He was 14-of-17 for 150 yards on the afternoon.</li> <li>JMU limited URI to only 18 yards in the second half, while scoring on each of its first five drives of the second stanza.</li> <li>Four different receivers caught a touchdown pass, led by redshirt senior receiver Terrence Alls, who had five receptions for 73 yards and a score. It was Alls' first score of 2017.</li> <li>Freshman running back Percy Agyei-Obese led the Dukes in rushing with 95 yards (9.5/carry), which included a career-long 40 yarder. Senior Taylor Woods was also solid with 75 yards on the ground (6.2/carry).</li> <li>Ethan Ratke hit a career-long 42-yard field goal late in the third to give the Dukes a 24-3 advantage at the end of three quarters.</li> <li>Redshirt senior safety Raven Greene tallied his 12th career interception in the fourth quarter, and is now tied for third all-time at JMU with Dean Marlowe.</li> <li>JMU now leads Rhode Island 10-3 in the series record with its eighth straight win over the Rams, and the Dukes are now 4-2 when traveling to Kingston.</li> </ul> | <table> <tr> <th>Punt Returns</th><th>No.</th><th>Yards</th><th>TD</th><th>Long</th></tr> <tr> <td>David Eldridge</td><td>1</td><td>31</td><td>0</td><td>31</td></tr> <tr> <td>John Miller</td><td>1</td><td>26</td><td>0</td><td>26</td></tr> </table> |   |        |      |              | Punt Returns | No.          | Yards | TD   | Long             | David Eldridge  | 1   | 31    | 0  | 31             | John Miller                                | 1     | 26  | 0      | 26           | <table> <tr> <th>Punt Returns</th><th>No.</th><th>Yards</th><th>TD</th><th>Long</th></tr> <tr> <td>Pires</td><td>1</td><td>-3</td><td>0</td><td>27</td></tr> <tr> <td>H. Cooper</td><td>4</td><td>82</td><td>0</td><td>27</td></tr> <tr> <td>A. Evans</td><td>1</td><td>11</td><td>0</td><td>11</td></tr> </table> |        |       |   |  | Punt Returns | No.   | Yards   | TD  | Long  | Pires   | 1      | -3    | 0   | 27           | H. Cooper | 4     | 82  | 0    | 27    | A. Evans  | 1  | 11  | 0   | 11        |         |      |       |       |            |       |     |     |     |          |           |     |     |     |     |            |     |   |     |     |          |     |   |     |     |
|--|---|---|--------|------|--------------|--------------|--------------|-------|------|------------------|---|---|-------|--|----------------|--|-------|---|--------|--------------|--|--------|-------|---|--|--------------|-------|---|---|---|---|--------|-------|---|--------------|-----------|-------|---|------|-------|---|----|-----|-----|-----------|---------|------|-------|-------|------------|-------|-----|-----|-----|----------|-----------|-----|-----|-----|-----|------------|-----|---|-----|-----|----------|-----|---|-----|-----|
| Punt Returns   | No.   | Yards   | TD     | Long |              |              |              |       |      |                  |   |   |       |  |                |  |       |   |        |              |  |        |       |   |  |              |       |   |   |   |   |        |       |   |              |           |       |   |      |       |   |    |     |     |           |         |      |       |       |            |       |     |     |     |          |           |     |     |     |     |            |     |   |     |     |          |     |   |     |     |
| David Eldridge   | 1   | 31  | 0      | 31   |              |              |              |       |      |                  |   |   |       |  |                |  |       |   |        |              |  |        |       |   |  |              |       |   |   |   |   |        |       |   |              |           |       |   |      |       |   |    |     |     |           |         |      |       |       |            |       |     |     |     |          |           |     |     |     |     |            |     |   |     |     |          |     |   |     |     |
| John Miller  | 1   | 26  | 0      | 26   |              |              |              |       |      |                  |   |   |       |  |                |  |       |   |        |              |  |        |       |   |  |              |       |   |   |   |   |        |       |   |              |           |       |   |      |       |   |    |     |     |           |         |      |       |       |            |       |     |     |     |          |           |     |     |     |     |            |     |   |     |     |          |     |   |     |     |
| Punt Returns   | No.   | Yards   | TD     | Long |              |              |              |       |      |                  |   |   |       |  |                |  |       |   |        |              |  |        |       |   |  |              |       |   |   |   |   |        |       |   |              |           |       |   |      |       |   |    |     |     |           |         |      |       |       |            |       |     |     |     |          |           |     |     |     |     |            |     |   |     |     |          |     |   |     |     |
| Pires  | 1   | -3  | 0      | 27   |              |              |              |       |      |                  |   |   |       |  |                |  |       |   |        |              |  |        |       |   |  |              |       |   |   |   |   |        |       |   |              |           |       |   |      |       |   |    |     |     |           |         |      |       |       |            |       |     |     |     |          |           |     |     |     |     |            |     |   |     |     |          |     |   |     |     |
| H. Cooper  | 4   | 82  | 0      | 27   |              |              |              |       |      |                  |   |   |       |  |                |  |       |   |        |              |  |        |       |   |  |              |       |   |   |   |   |        |       |   |              |           |       |   |      |       |   |    |     |     |           |         |      |       |       |            |       |     |     |     |          |           |     |     |     |     |            |     |   |     |     |          |     |   |     |     |
| A. Evans   | 1   | 11  | 0      | 11   |              |              |              |       |      |                  |   |   |       |  |                |  |       |   |        |              |  |        |       |   |  |              |       |   |   |   |   |        |       |   |              |           |       |   |      |       |   |    |     |     |           |         |      |       |       |            |       |     |     |     |          |           |     |     |     |     |            |     |   |     |     |          |     |   |     |     |
| <table> <tr> <th>Kick Returns</th><th>No.</th><th>Yards</th><th>TD</th><th>Long</th></tr> <tr> <td>Brandon Hereford</td><td>2-7</td><td>9</td><td>1.5</td><td>1.5</td></tr> <tr> <td>Jimmy Moreland</td><td>1-5</td><td>6</td><td>0.0</td><td>0.0</td></tr> <tr> <td>Jordan Brown</td><td>1-5</td><td>6</td><td>0.0</td><td>0.0</td></tr> <tr> <td>Andrew Ankrh</td><td>4-1</td><td>5</td><td>1.5</td><td>2.5</td></tr> </table>   |   |   |        |      | Kick Returns | No.          | Yards        | TD    | Long | Brandon Hereford | 2-7   | 9   | 1.5   | 1.5  | Jimmy Moreland | 1-5  | 6     | 0.0   | 0.0    | Jordan Brown | 1-5  | 6      | 0.0   | 0.0   | Andrew Ankrh   | 4-1          | 5     | 1.5   | 2.5   | <table> <tr> <th>Kick Returns</th><th>No.</th><th>Yards</th><th>TD</th><th>Long</th></tr> <tr> <td>Hogan</td><td>6-4</td><td>10</td><td>0.0</td><td>0.0</td></tr> <tr> <td>T. Wilson</td><td>4-3</td><td>7</td><td>2.5</td><td>2.5</td></tr> <tr> <td>D. Stewart</td><td>3-2</td><td>5</td><td>0.0</td><td>0.0</td></tr> <tr> <td>N. Jones</td><td>3-2</td><td>5</td><td>0.0</td><td>2.0</td></tr> </table> |   |        |       |   | Kick Returns | No.       | Yards | TD  | Long | Hogan | 6-4   | 10 | 0.0 | 0.0 | T. Wilson | 4-3     | 7    | 2.5   | 2.5   | D. Stewart | 3-2   | 5   | 0.0 | 0.0 | N. Jones | 3-2       | 5   | 0.0 | 2.0 |     |            |     |   |     |     |          |     |   |     |     |
| Kick Returns   | No.   | Yards   | TD     | Long |              |              |              |       |      |                  |   |   |       |  |                |  |       |   |        |              |  |        |       |   |  |              |       |   |   |   |   |        |       |   |              |           |       |   |      |       |   |    |     |     |           |         |      |       |       |            |       |     |     |     |          |           |     |     |     |     |            |     |   |     |     |          |     |   |     |     |
| Brandon Hereford   | 2-7   | 9   | 1.5    | 1.5  |              |              |              |       |      |                  |   |   |       |  |                |  |       |   |        |              |  |        |       |   |  |              |       |   |   |   |   |        |       |   |              |           |       |   |      |       |   |    |     |     |           |         |      |       |       |            |       |     |     |     |          |           |     |     |     |     |            |     |   |     |     |          |     |   |     |     |
| Jimmy Moreland   | 1-5   | 6   | 0.0    | 0.0  |              |              |              |       |      |                  |   |   |       |  |                |  |       |   |        |              |  |        |       |   |  |              |       |   |   |   |   |        |       |   |              |           |       |   |      |       |   |    |     |     |           |         |      |       |       |            |       |     |     |     |          |           |     |     |     |     |            |     |   |     |     |          |     |   |     |     |
| Jordan Brown   | 1-5   | 6   | 0.0    | 0.0  |              |              |              |       |      |                  |   |   |       |  |                |  |       |   |        |              |  |        |       |   |  |              |       |   |   |   |   |        |       |   |              |           |       |   |      |       |   |    |     |     |           |         |      |       |       |            |       |     |     |     |          |           |     |     |     |     |            |     |   |     |     |          |     |   |     |     |
| Andrew Ankrh   | 4-1   | 5   | 1.5    | 2.5  |              |              |              |       |      |                  |   |   |       |  |                |  |       |   |        |              |  |        |       |   |  |              |       |   |   |   |   |        |       |   |              |           |       |   |      |       |   |    |     |     |           |         |      |       |       |            |       |     |     |     |          |           |     |     |     |     |            |     |   |     |     |          |     |   |     |     |
| Kick Returns   | No.   | Yards   | TD     | Long |              |              |              |       |      |                  |   |   |       |  |                |  |       |   |        |              |  |        |       |   |  |              |       |   |   |   |   |        |       |   |              |           |       |   |      |       |   |    |     |     |           |         |      |       |       |            |       |     |     |     |          |           |     |     |     |     |            |     |   |     |     |          |     |   |     |     |
| Hogan  | 6-4   | 10  | 0.0    | 0.0  |              |              |              |       |      |                  |   |   |       |  |                |  |       |   |        |              |  |        |       |   |  |              |       |   |   |   |   |        |       |   |              |           |       |   |      |       |   |    |     |     |           |         |      |       |       |            |       |     |     |     |          |           |     |     |     |     |            |     |   |     |     |          |     |   |     |     |
| T. Wilson  | 4-3   | 7   | 2.5    | 2.5  |              |              |              |       |      |                  |   |   |       |  |                |  |       |   |        |              |  |        |       |   |  |              |       |   |   |   |   |        |       |   |              |           |       |   |      |       |   |    |     |     |           |         |      |       |       |            |       |     |     |     |          |           |     |     |     |     |            |     |   |     |     |          |     |   |     |     |
| D. Stewart   | 3-2   | 5   | 0.0    | 0.0  |              |              |              |       |      |                  |   |   |       |  |                |  |       |   |        |              |  |        |       |   |  |              |       |   |   |   |   |        |       |   |              |           |       |   |      |       |   |    |     |     |           |         |      |       |       |            |       |     |     |     |          |           |     |     |     |     |            |     |   |     |     |          |     |   |     |     |
| N. Jones   | 3-2   | 5   | 0.0    | 2.0  |              |              |              |       |      |                  |   |   |       |  |                |  |       |   |        |              |  |        |       |   |  |              |       |   |   |   |   |        |       |   |              |           |       |   |      |       |   |    |     |     |           |         |      |       |       |            |       |     |     |     |          |           |     |     |     |     |            |     |   |     |     |          |     |   |     |     |
| <table> <tr> <th>Tackles</th><th>UA-A</th><th>Total</th><th>Sacks</th><th>TFL</th></tr> <tr> <td>2nd</td><td>10:33</td><td>JMU - David Eldridge 19 yd pass from Bryan Schor (Ethan Ratke kick), 10-80 4:27</td><td>7</td><td>0</td></tr> <tr> <td>02:38</td><td>JMU - Carrick 40 yd field goal, 16-50 7:48</td><td>7</td><td>3</td></tr> <tr> <td>3rd</td><td>07:34</td><td>JMU - Ishmael Hyman 6 yd pass from Bryan Schor (Ethan Ratke kick), 10-80 4:20</td><td>14</td><td>3</td></tr> <tr> <td>06:29</td><td>JMU - Trai Sharp 4 yd run (Ethan Ratke kick), 1-4 0:06</td><td>21</td><td>3</td></tr> <tr> <td>00:11</td><td>JMU - Ethan Ratke 42 yd field goal, 7-41 3:50</td><td>24</td><td>3</td></tr> <tr> <td>4th</td><td>09:53</td><td>JMU - Terrence Alls 20 yd pass from Bryan Schor (Ethan Ratke kick), 7-45 3:31</td><td>31</td><td>3</td></tr> <tr> <td>07:58</td><td>JMU - Jonathan Kloosterman 9 yd pass from Bryan Schor (Ethan Ratke kick), 3-49 1:01</td><td>38</td><td>3</td></tr> </table>   |   |   |        |      | Tackles      | UA-A         | Total        | Sacks | TFL  | 2nd              | 10:33   | JMU - David Eldridge 19 yd pass from Bryan Schor (Ethan Ratke kick), 10-80 4:27 | 7     | 0  | 02:38          | JMU - Carrick 40 yd field goal, 16-50 7:48 | 7     | 3   | 3rd    | 07:34        | JMU - Ishmael Hyman 6 yd pass from Bryan Schor (Ethan Ratke kick), 10-80 4:20  | 14     | 3     | 06:29   | JMU - Trai Sharp 4 yd run (Ethan Ratke kick), 1-4 0:06 | 21           | 3     | 00:11   | JMU - Ethan Ratke 42 yd field goal, 7-41 3:50 | 24  | 3   | 4th    | 09:53 | JMU - Terrence Alls 20 yd pass from Bryan Schor (Ethan Ratke kick), 7-45 3:31 | 31           | 3         | 07:58 | JMU - Jonathan Kloosterman 9 yd pass from Bryan Schor (Ethan Ratke kick), 3-49 1:01 | 38   | 3     | <table> <tr> <th>Tackles</th><th>UA-A</th><th>Total</th><th>Sacks</th><th>TFL</th></tr> <tr> <td>Hogan</td><td>6-4</td><td>10</td><td>0.0</td><td>0.0</td></tr> <tr> <td>T. Wilson</td><td>4-3</td><td>7</td><td>2.5</td><td>2.5</td></tr> <tr> <td>D. Stewart</td><td>3-2</td><td>5</td><td>0.0</td><td>0.0</td></tr> <tr> <td>N. Jones</td><td>3-2</td><td>5</td><td>0.0</td><td>2.0</td></tr> </table> |    |     |     |           | Tackles | UA-A | Total | Sacks | TFL        | Hogan | 6-4 | 10  | 0.0 | 0.0      | T. Wilson | 4-3 | 7   | 2.5 | 2.5 | D. Stewart | 3-2 | 5 | 0.0 | 0.0 | N. Jones | 3-2 | 5 | 0.0 | 2.0 |
| Tackles  | UA-A  | Total   | Sacks  | TFL  |              |              |              |       |      |                  |   |   |       |  |                |  |       |   |        |              |  |        |       |   |  |              |       |   |   |   |   |        |       |   |              |           |       |   |      |       |   |    |     |     |           |         |      |       |       |            |       |     |     |     |          |           |     |     |     |     |            |     |   |     |     |          |     |   |     |     |
| 2nd  | 10:33   | JMU - David Eldridge 19 yd pass from Bryan Schor (Ethan Ratke kick), 10-80 4:27 | 7      | 0    |              |              |              |       |      |                  |   |   |       |  |                |  |       |   |        |              |  |        |       |   |  |              |       |   |   |   |   |        |       |   |              |           |       |   |      |       |   |    |     |     |           |         |      |       |       |            |       |     |     |     |          |           |     |     |     |     |            |     |   |     |     |          |     |   |     |     |
| 02:38  | JMU - Carrick 40 yd field goal, 16-50 7:48  | 7   | 3      |      |              |              |              |       |      |                  |   |   |       |  |                |  |       |   |        |              |  |        |       |   |  |              |       |   |   |   |   |        |       |   |              |           |       |   |      |       |   |    |     |     |           |         |      |       |       |            |       |     |     |     |          |           |     |     |     |     |            |     |   |     |     |          |     |   |     |     |
| 3rd  | 07:34   | JMU - Ishmael Hyman 6 yd pass from Bryan Schor (Ethan Ratke kick), 10-80 4:20   | 14     | 3    |              |              |              |       |      |                  |   |   |       |  |                |  |       |   |        |              |  |        |       |   |  |              |       |   |   |   |   |        |       |   |              |           |       |   |      |       |   |    |     |     |           |         |      |       |       |            |       |     |     |     |          |           |     |     |     |     |            |     |   |     |     |          |     |   |     |     |
| 06:29  | JMU - Trai Sharp 4 yd run (Ethan Ratke kick), 1-4 0:06  | 21  | 3      |      |              |              |              |       |      |                  |   |   |       |  |                |  |       |   |        |              |  |        |       |   |  |              |       |   |   |   |   |        |       |   |              |           |       |   |      |       |   |    |     |     |           |         |      |       |       |            |       |     |     |     |          |           |     |     |     |     |            |     |   |     |     |          |     |   |     |     |
| 00:11  | JMU - Ethan Ratke 42 yd field goal, 7-41 3:50   | 24  | 3      |      |              |              |              |       |      |                  |   |   |       |  |                |  |       |   |        |              |  |        |       |   |  |              |       |   |   |   |   |        |       |   |              |           |       |   |      |       |   |    |     |     |           |         |      |       |       |            |       |     |     |     |          |           |     |     |     |     |            |     |   |     |     |          |     |   |     |     |
| 4th  | 09:53   | JMU - Terrence Alls 20 yd pass from Bryan Schor (Ethan Ratke kick), 7-45 3:31   | 31     | 3    |              |              |              |       |      |                  |   |   |       |  |                |  |       |   |        |              |  |        |       |   |  |              |       |   |   |   |   |        |       |   |              |           |       |   |      |       |   |    |     |     |           |         |      |       |       |            |       |     |     |     |          |           |     |     |     |     |            |     |   |     |     |          |     |   |     |     |
| 07:58  | JMU - Jonathan Kloosterman 9 yd pass from Bryan Schor (Ethan Ratke kick), 3-49 1:01   | 38  | 3      |      |              |              |              |       |      |                  |   |   |       |  |                |  |       |   |        |              |  |        |       |   |  |              |       |   |   |   |   |        |       |   |              |           |       |   |      |       |   |    |     |     |           |         |      |       |       |            |       |     |     |     |          |           |     |     |     |     |            |     |   |     |     |          |     |   |     |     |
| Tackles  | UA-A  | Total   | Sacks  | TFL  |              |              |              |       |      |                  |   |   |       |  |                |  |       |   |        |              |  |        |       |   |  |              |       |   |   |   |   |        |       |   |              |           |       |   |      |       |   |    |     |     |           |         |      |       |       |            |       |     |     |     |          |           |     |     |     |     |            |     |   |     |     |          |     |   |     |     |
| Hogan  | 6-4   | 10  | 0.0    | 0.0  |              |              |              |       |      |                  |   |   |       |  |                |  |       |   |        |              |  |        |       |   |  |              |       |   |   |   |   |        |       |   |              |           |       |   |      |       |   |    |     |     |           |         |      |       |       |            |       |     |     |     |          |           |     |     |     |     |            |     |   |     |     |          |     |   |     |     |
| T. Wilson  | 4-3   | 7   | 2.5    | 2.5  |              |              |              |       |      |                  |   |   |       |  |                |  |       |   |        |              |  |        |       |   |  |              |       |   |   |   |   |        |       |   |              |           |       |   |      |       |   |    |     |     |           |         |      |       |       |            |       |     |     |     |          |           |     |     |     |     |            |     |   |     |     |          |     |   |     |     |
| D. Stewart   | 3-2   | 5   | 0.0    | 0.0  |              |              |              |       |      |                  |   |   |       |  |                |  |       |   |        |              |  |        |       |   |  |              |       |   |   |   |   |        |       |   |              |           |       |   |      |       |   |    |     |     |           |         |      |       |       |            |       |     |     |     |          |           |     |     |     |     |            |     |   |     |     |          |     |   |     |     |
| N. Jones   | 3-2   | 5   | 0.0    | 2.0  |              |              |              |       |      |                  |   |   |       |  |                |  |       |   |        |              |  |        |       |   |  |              |       |   |   |   |   |        |       |   |              |           |       |   |      |       |   |    |     |     |           |         |      |       |       |            |       |     |     |     |          |           |     |     |     |     |            |     |   |     |     |          |     |   |     |     |
| <table> <tr> <th>Qtr</th><th>Time</th><th>Scoring Play</th><th>V-H</th></tr> <tr> <td>2nd</td><td>10:33</td><td>JMU - David Eldridge 19 yd pass from Bryan Schor (Ethan Ratke kick), 10-80 4:27</td><td>7 - 0</td></tr> <tr> <td>02:38</td><td>JMU - Carrick 40 yd field goal, 16-50 7:48</td><td>7 - 3</td></tr> <tr> <td>3rd</td><td>07:34</td><td>JMU - Ishmael Hyman 6 yd pass from Bryan Schor (Ethan Ratke kick), 10-80 4:20</td><td>14 - 3</td></tr> <tr> <td>06:29</td><td>JMU - Trai Sharp 4 yd run (Ethan Ratke kick), 1-4 0:06</td><td>21 - 3</td></tr> <tr> <td>00:11</td><td>JMU - Ethan Ratke 42 yd field goal, 7-41 3:50</td><td>24 - 3</td></tr> <tr> <td>4th</td><td>09:53</td><td>JMU - Terrence Alls 20 yd pass from Bryan Schor (Ethan Ratke kick), 7-45 3:31</td><td>31 - 3</td></tr> <tr> <td>07:58</td><td>JMU - Jonathan Kloosterman 9 yd pass from Bryan Schor (Ethan Ratke kick), 3-49 1:01</td><td>38 - 3</td></tr> </table>  |   |   |        |      | Qtr          | Time         | Scoring Play | V-H   | 2nd  | 10:33            | JMU - David Eldridge 19 yd pass from Bryan Schor (Ethan Ratke kick), 10-80 4:27 | 7 - 0   | 02:38 | JMU - Carrick 40 yd field goal, 16-50 7:48 | 7 - 3          | 3rd  | 07:34 | JMU - Ishmael Hyman 6 yd pass from Bryan Schor (Ethan Ratke kick), 10-80 4:20 | 14 - 3 | 06:29        | JMU - Trai Sharp 4 yd run (Ethan Ratke kick), 1-4 0:06   | 21 - 3 | 00:11 | JMU - Ethan Ratke 42 yd field goal, 7-41 3:50 | 24 - 3   | 4th          | 09:53 | JMU - Terrence Alls 20 yd pass from Bryan Schor (Ethan Ratke kick), 7-45 3:31 | 31 - 3  | 07:58   | JMU - Jonathan Kloosterman 9 yd pass from Bryan Schor (Ethan Ratke kick), 3-49 1:01 | 38 - 3 |       |   |              |           |       |   |      |       |   |    |     |     |           |         |      |       |       |            |       |     |     |     |          |           |     |     |     |     |            |     |   |     |     |          |     |   |     |     |
| Qtr  | Time  | Scoring Play  | V-H    |      |              |              |              |       |      |                  |   |   |       |  |                |  |       |   |        |              |  |        |       |   |  |              |       |   |   |   |   |        |       |   |              |           |       |   |      |       |   |    |     |     |           |         |      |       |       |            |       |     |     |     |          |           |     |     |     |     |            |     |   |     |     |          |     |   |     |     |
| 2nd  | 10:33   | JMU - David Eldridge 19 yd pass from Bryan Schor (Ethan Ratke kick), 10-80 4:27 | 7 - 0  |      |              |              |              |       |      |                  |   |   |       |  |                |  |       |   |        |              |  |        |       |   |  |              |       |   |   |   |   |        |       |   |              |           |       |   |      |       |   |    |     |     |           |         |      |       |       |            |       |     |     |     |          |           |     |     |     |     |            |     |   |     |     |          |     |   |     |     |
| 02:38  | JMU - Carrick 40 yd field goal, 16-50 7:48  | 7 - 3   |        |      |              |              |              |       |      |                  |   |   |       |  |                |  |       |   |        |              |  |        |       |   |  |              |       |   |   |   |   |        |       |   |              |           |       |   |      |       |   |    |     |     |           |         |      |       |       |            |       |     |     |     |          |           |     |     |     |     |            |     |   |     |     |          |     |   |     |     |
| 3rd  | 07:34   | JMU - Ishmael Hyman 6 yd pass from Bryan Schor (Ethan Ratke kick), 10-80 4:20   | 14 - 3 |      |              |              |              |       |      |                  |   |   |       |  |                |  |       |   |        |              |  |        |       |   |  |              |       |   |   |   |   |        |       |   |              |           |       |   |      |       |   |    |     |     |           |         |      |       |       |            |       |     |     |     |          |           |     |     |     |     |            |     |   |     |     |          |     |   |     |     |
| 06:29  | JMU - Trai Sharp 4 yd run (Ethan Ratke kick), 1-4 0:06  | 21 - 3  |        |      |              |              |              |       |      |                  |   |   |       |  |                |  |       |   |        |              |  |        |       |   |  |              |       |   |   |   |   |        |       |   |              |           |       |   |      |       |   |    |     |     |           |         |      |       |       |            |       |     |     |     |          |           |     |     |     |     |            |     |   |     |     |          |     |   |     |     |
| 00:11  | JMU - Ethan Ratke 42 yd field goal, 7-41 3:50   | 24 - 3  |        |      |              |              |              |       |      |                  |   |   |       |  |                |  |       |   |        |              |  |        |       |   |  |              |       |   |   |   |   |        |       |   |              |           |       |   |      |       |   |    |     |     |           |         |      |       |       |            |       |     |     |     |          |           |     |     |     |     |            |     |   |     |     |          |     |   |     |     |
| 4th  | 09:53   | JMU - Terrence Alls 20 yd pass from Bryan Schor (Ethan Ratke kick), 7-45 3:31   | 31 - 3 |      |              |              |              |       |      |                  |   |   |       |  |                |  |       |   |        |              |  |        |       |   |  |              |       |   |   |   |   |        |       |   |              |           |       |   |      |       |   |    |     |     |           |         |      |       |       |            |       |     |     |     |          |           |     |     |     |     |            |     |   |     |     |          |     |   |     |     |
| 07:58  | JMU - Jonathan Kloosterman 9 yd pass from Bryan Schor (Ethan Ratke kick), 3-49 1:01   | 38 - 3  |        |      |              |              |              |       |      |                  |   |   |       |  |                |  |       |   |        |              |  |        |       |   |  |              |       |   |   |   |   |        |       |   |              |           |       |   |      |       |   |    |     |     |           |         |      |       |       |            |       |     |     |     |          |           |     |     |     |     |            |     |   |     |     |          |     |   |     |     |

## SWARMING THE BACKFIELD, SHUTTING DOWN THE RUN

- JMU accumulated 8.0 tackles for loss and 7.0 sacks, holding Rhode Island to only 143 yards (18 in the second half). JMU limited URI to only 29 total rushing yards and swarmed the hosts to -13 rushing in the second half.
- Senior linebacker Brandon Hereford led JMU with eighth tackles and a 0.5 tackle for loss, to go with a fumble recovery.
- Redshirt senior defensive lineman Andrew Ankrah had five stops, including 2.5 for loss and 1.5 sacks. He is now tied for sixth all-time at JMU with 24.5 career sacks – match-ing Kevin Winston.
- Redshirt senior Simeyon Robinson also had 1.5 sacks, while three others had at least 1.0 sack.



### Quickie Statistics (Final)

### Quickie Statistics (Final)

#1 James Madison vs Rhode Island (Nov 04, 2017 at Kingston, RI)

	JMU	URI
Score	38	3
<b>FIRST DOWNS</b>	20	11
<b>RUSHES-YARDS (NET)</b>	40-185	32-259
<b>PASSING YDS (NET)</b>	163	114
Passes Att-Comp-Int	19-15-0	22-10-2
<b>TOTAL OFFENSE PLAYS-YARDS</b>	59-348	54-143
Fumble Returns-Yards	0-0	0-0
Punt Returns-Yards	1-0-0	1-0-0
Kickoff Returns-Yards	2-57	5-93
Interception Returns-Yards	1-0	0-0
Punts (Number-Avg)	4-40.8	6-36.6
Fumbles-Lost	0-0	1-1
Penalties-Yards	5-63	14-114
Possession Time	29:32	30:28
Third-Down Conversions	4 of 11	4 of 14
Fourth-Down Conversions	2 of 2	1 of 2
Red-Zone Scores-Chances	6-7	1-2

## James Madison

<b>Rushing</b>	<b>No.</b>	<b>Gain</b>	<b>Loss</b>	<b>Net</b>	<b>TD</b>
Percy Agyei-Obese	10	98	3	95	0
Taylor Woods	12	77	2	75	0
Bryan Schor	8	38	24	14	0
Trai Sharp	6	13	0	13	1

## Passing

Bryan Schor	14-17-0	150	4
Cole Johnson	1-2-0	13	0

Receiving	No.	Yards	TD	Long
Terrence Alls	5	73	1	20
John Miller	4	21	0	19
David Eldridge	3	41	1	19
Braxton Westfield	1	13	0	13

Punting	No.	Yds	Avg	Long
Harry O'Kelly	4	163	40.8	50

<u>Punt Returns</u>	<u>No.</u>	<u>Yards</u>	<u>TD</u>	<u>Long</u>
---------------------	------------	--------------	-----------	-------------

Kick Returns	No.	Yards	TD	Long
David Eldridge	1	31	0	31
John Miller	1	26	0	26

Tackles	UA-A	Total	Sacks
Brandon Hereford	2-7	9	1.5
Jimmy Moreland	1-5	6	0.0
Jordan Brown	1-5	6	0.0
Andrew Ankrah	4-1	5	1.5

### Rhode Island

<b>Rushing</b>	<b>No.</b>	<b>Gain</b>	<b>Loss</b>	<b>Net</b>	<b>TD</b>	<b>Lg</b>	<b>Avg</b>
Anderson	10	32	0	32	0	7	3.2
H. Cooper	9	18	0	18	0	5	2.0
TEAM	1	0	5	-5	0	0	-5.0
T. Harris	1	0	7	-7	0	0	-7.0

### Passing

Lawson	8-15-0	93	0	24	6
T. Harris	2-7-1	21	0	15	1

Receiving	No.	Yards	TD	Long
Beauvais	6	88	0	24
Aa. Parker	1	11	0	11
Kenny	1	9	0	9
Denny	1	7	0	7

Punting	No.	Yds	Avg	Long	In20	Time
Denton	6	221	36.8	49	1	

<b>Punt Returns</b>	<b>No.</b>	<b>Yards</b>	<b>TD</b>	<b>Long</b>
Pires	1	-3	0	0

<b>Kick Returns</b>	<b>No.</b>	<b>Yards</b>	<b>TD</b>	<b>Long</b>
H. Cooper	4	82	0	27
A. Evans	1	11	0	11

<b>Tackles</b>	<b>UA-A</b>	<b>Total</b>	<b>Sacks</b>	<b>TFL</b>
Hogan	6-4	10	0.0	0.0
T. Wilson	4-3	7	2.5	2.5
D. Stewart	3-2	5	0.0	0.0
N. Jones	3-2	5	0.0	2.0

Qtr	Time	Scoring Play	V-H
2nd	10:33	JMU - David Eldridge 19 yd pass from Bryan Schor (Ethan Ratke kick), 10-80 4:27	7 - 0
	02:38	URI - Carrick 40 yd field goal, 16-50 7:48	7 - 3
3rd	07:34	JMU - Ishmael Hyman 6 yd pass from Bryan Schor (Ethan Ratke kick), 10-80 4:20	14 - 3
	06:29	JMU - Trai Sharp 4 yd run (Ethan Ratke kick), 1-4 0:06	21 - 3
	00:11	JMU - Terrence Ratke 42 yd field goal, 7-41 3:50	24 - 3
4th	09:53	JMU - Terrence Alls 20 yd pass from Bryan Schor (Ethan Ratke kick), 7-45 3:31	31 - 3
	07:58	JMU - Jonathan Kloosterman 9 yd pass from Bryan Schor (Ethan Ratke kick), 3-49 1:01	38 - 3



# 2017 Season in Review

## Game 10: #1 JMU 20, Richmond 13

	1	2	3	4	Score
Richmond	0	7	3	3	13
#1 JMU	0	10	0	10	20

Nov. 11, 2017 | Bridgeforth Stadium | Harrisonburg, Va. | Attendance: 24,586

### SCORING SUMMARY

2nd	10:20	UR	Wilkins 9 yd pass from Lauletta (Trau kick)	
			9 plays, 60 yards, TOP 4:27	0-7
	06:30	JMU	Marshall 4 yd run (Ratke kick)	
			10 plays, 75 yards, TOP 3:50	7-7
	00:40	JMU	Ratke 24 yd field goal	
			8 plays, 81 yards, TOP 2:46	10-7
3rd	03:32	UR	Trau 38 yd field goal	
			8 plays, 53 yards, TOP 3:51	10-10
4th	13:12	JMU	Ratke 36 yd field goal	
			14 plays, 53 yards, TOP 5:14	13-10
	04:04	UR	Trau 36 yd field goal	
			6 plays, 10 yards, TOP 3:03	13-13
	00:44	JMU	Sharp 7 yd run (Ratke kick)	
			10 plays, 71 yards, TOP 3:12	20-13

### #1 JMU Scores in Final Minute to Top Richmond in Thriller, 20-13

**HARRISONBURG, Va.** – Junior running back Trai Sharp scored the game-winning touchdown with 44 seconds remaining and top-ranked James Madison survived a Colonial Athletic Association thriller, 20-13, against rival Richmond in front of 24,586 on Saturday night at Bridgeforth Stadium/Zane Showker Field.

The win extended JMU's win streak to a Division I-best 22 straight games and a CAA-record 17th straight conference win. The Dukes moved to 10-0 on the year and 7-0 in CAA play to clinch at least a share of the conference title for the third straight season. The Spiders fell to 5-5 overall and 3-4 in league play.

### QUICK HITS

- Tied up at 13-13, JMU ventured on a 10-play, 71-yard drive in which Sharp accounted for 54 rushing yards, capped off by his fourth rushing score of the year. He finished the game with a team-high 60 rushing yards.
- Senior quarterback Bryan Schor threw for 229 yards, with 18 completions on 32 attempts. He moved into third all-time at JMU in career completions, with 458. Schor needs 14 more passing yards to move into second all-time in program history.
- Junior receiver David Eldridge and redshirt senior receiver Ishmael Hyman led the way by combining for over 150 receiving yards. Eldridge had a career-high 81 yards off four catches, and Hyman also had four grabs for 70 yards.
- Redshirt senior safety Raven Greene paced the defense with 11 tackles, while junior corner Rashad Robinson had eight stops and a half-sack. Senior defensive lineman Cornell Urquhart had a team-high 1.5 sacks and redshirt senior safety Jordan Brown collected his team-leading sixth interception of the year.
- JMU tallied four sacks in the win, marking the fifth straight week JMU produced four or more sacks.
- Richmond, which entered Saturday leading the CAA in total offense (470.3) and ranking second in scoring offense (33.3), was limited to 324 yards of offense and just 13 points. The Spiders managed only 20 rushing yards, averaging 1.1 per carry.
- The win was the first by a home team in the series since JMU's 38-31 win in 2013. The Dukes have won four of the past five meetings against the Spiders.

### WHAT THE WIN MEANS

- Won at least share of CAA title after Elon lost to New Hampshire – first time in school history with three straight conference titles
- A win next week secures program-record second straight outright CAA crown
- Extended NCAA Division I-best win streak to 22 straight games, which is tied for fourth in FCS history, matching Harvard (22 – 2013-15).
- CAA-record 17th consecutive conference win
- 23 straight wins against FCS teams
- 18 straight regular-season wins
- 14 straight wins at Bridgeforth Stadium
- Back-to-back 10+ win seasons for first time in school history



### Quickie Statistics (Final)

Richmond vs #1 James Madison (Nov 11, 2017 at Harrisonburg, Va.)



	UR	JMU
Score	13	20
<b>FIRST DOWNS</b>	17	21
<b>RUSHES-YARDS (NET)</b>	19-20	39-113
<b>PASSING YDS (NET)</b>	304	229
Passes Att-Comp-Int	45-27-1	32-18-1
<b>TOTAL OFFENSE PLAYS-YARDS</b>	64-324	71-342
Fumble Returns-Yards	0-0	0-0
Punt Returns-Yards	2-1	0-0
Kickoff Returns-Yards	5-100	3-59
Interception Returns-Yards	1-0	1-0
Punts (Number-Avg)	5-32.6	4-39.0
Fumbles-Lost	0-0	1-1
Penalties-Yards	11-103	6-64
Possession Time	31:56	28:04
Third-Down Conversions	3 of 13	7 of 15
Fourth-Down Conversions	1 of 2	0 of 1
Red-Zone Scores-Chances	3-4	4-4

Richmond	No.	Gain	Loss	Net	TD	Lg	Avg
<b>Rushing</b>							
Gordon Collins	6	17	0	17	0	7	2.8
Xavier Goodall	4	17	0	17	0	11	4.2
Joe Mancuso	1	1	0	1	0	1	1.0
Kyle Lauletta	8	12	27	-15	0	6	-1.9
<b>Passing</b>	<b>C-A-I</b>	<b>Yds</b>	<b>TD</b>	<b>Long</b>	<b>Sack</b>		
Kyle Lauletta	27-44-1	304	1	25	4		
TEAM	0-1-0	0	0	0	0		
<b>Receiving</b>	<b>No.</b>	<b>Yards</b>	<b>TD</b>	<b>Long</b>			
Tyler Wilkins	12	180	1	25			
Gordon Collins	3	30	0	22			
Gordon Collins	3	23	0	18			
Caleb Drake	2	22	0	20			
<b>Punting</b>	<b>No.</b>	<b>Yds</b>	<b>Avg</b>	<b>Long</b>	<b>In20</b>	<b>TB</b>	
D.J. Helkowski	5	163	32.6	40	3	0	
<b>Punt Returns</b>	<b>No.</b>	<b>Yards</b>	<b>TD</b>	<b>Long</b>			
Porter Abell	1	2	0	2			
Lemond Johnson	1	-1	0	0			
<b>Kick Returns</b>	<b>No.</b>	<b>Yards</b>	<b>TD</b>	<b>Long</b>			
Markus Vinson	3	57	0	21			
Lemond Johnson	1	18	0	18			
<b>Tackles</b>	<b>UA-A</b>	<b>Total</b>	<b>Sacks</b>	<b>TFL</b>			
Trey Moore	3-9	12	1.0	2.5			
Dale Matthews	8-1	9	0.5	1.5			
Brendan Coniker	3-6	9	0.0	0.5			
Samari Springs	4-3	7	1.0	1.0			

James Madison	No.	Gain	Loss	Net	TD	Lg	Avg
<b>Rushing</b>							
Trai Sharp	13	61	1	60	1	15	4.6
Marcus Marshall	14	42	1	41	1	9	2.9
Taylor Woods	4	17	3	14	0	14	3.5
Bryan Schor	8	16	18	-2	0	9	-0.2
<b>Passing</b>	<b>C-A-I</b>	<b>Yds</b>	<b>TD</b>	<b>Long</b>	<b>Sack</b>		
Bryan Schor	18-32-1	229	0	46	4		
<b>Receiving</b>	<b>No.</b>	<b>Yards</b>	<b>TD</b>	<b>Long</b>			
David Eldridge	4	81	0	46			
Ishmael Hyman	4	70	0	45			
John Miller	4	29	0	15			
Riley Stapleton	3	20	0	9			
<b>Punting</b>	<b>No.</b>	<b>Yds</b>	<b>Avg</b>	<b>Long</b>	<b>In20</b>	<b>TB</b>	
Harry O'Kelly	4	156	39.0	45	0	1	
<b>Punt Returns</b>	<b>No.</b>	<b>Yards</b>	<b>TD</b>	<b>Long</b>			
<b>Kick Returns</b>	<b>No.</b>	<b>Yards</b>	<b>TD</b>	<b>Long</b>			
Marcus Marshall	1	28	0	28			
D'Angelo Amos	1	16	0	16			
<b>Tackles</b>	<b>UA-A</b>	<b>Total</b>	<b>Sacks</b>	<b>TFL</b>			
Raven Greene	6-5	11	0.0	0.0			
Rashad Robinson	5-3	8	0.5	0.5			
Jordan Brown	3-4	7	0.0	0.0			
Curtis Oliver	4-2	6	1.0	1.0			

Qtr	Time	Scoring Play	V-H
2nd	10:20	UR - Tyler Wilkins 9 yd pass from Kyle Lauletta (Griffin Trau kick), 9-60 4:27	7 - 0
	06:30	JMU - Marcus Marshall 4 yd run (Ethan Ratke kick), 10-75 3:50	7 - 7
	00:40	JMU - Ethan Ratke 24 yd field goal, 8-81 2:46	7 - 10
3rd	03:32	UR - Griffin Trau 38 yd field goal, 8-53 3:51	10 - 10
4th	13:12	JMU - Ethan Ratke 36 yd field goal, 14-53 5:14	10 - 13
	04:04	UR - Griffin Trau 36 yd field goal, 6-10 3:03	13 - 13
	00:44	JMU - Trai Sharp 7 yd run (Ethan Ratke kick), 10-71 3:12	13 - 20

# 2017 Season in Review

## Game 11: #1 JMU 31, #11 Elon 3

	1	2	3	4	Score
#1 JMU	3	14	7	7	31
#11 Elon	0	0	0	3	3

Nov. 18, 2017 | Rhodes Stadium | Elon, N.C. | Attendance: 8,662

### SCORING SUMMARY

1st	01:27	JMU	Ratke 19 yd field goal	
			10 plays, 78 yards, TOP 4:14	3-0
2nd	10:15	JMU	Schor 21 yd run (Ratke kick)	
			7 plays, 64 yards, TOP 2:18	10-0
	00:21	JMU	Schor 2 yd run (Ratke kick)	
			7 plays, 45 yards, TOP 1:19	17-0
3rd	09:23	JMU	Amos 6 yd blocked punt return (Ratke kick)	
				24-0
4th	09:14	ELON	Johnson 30 yd field goal	
			10 plays, 78 yards, TOP 4:38	24-3
	05:17	JMU	Schor 6 yd run (Ratke kick)	
			9 plays, 73 yards, TOP 3:51	31-3

### #1 Dukes Capture Outright CAA Championship with 31-3 Win at #11 Elon

ELON, N.C. – Senior quarterback Bryan Schor rushed for three touchdowns and redshirt freshman safety D'Angelo Amos blocked a punt for a score, as top-ranked James Madison rolled to a 31-3 victory at No. 11 Elon to win the outright Colonial Athletic Association Football championship Saturday afternoon at Rhodes Stadium.

The Dukes completed the regular-season slate unbeaten, improving to 11-0 on the year and 8-0 in CAA play. JMU won its second straight outright CAA championship and third overall conference crown. The Dukes also became the first team in CAA history to go 8-0 in league play in consecutive seasons. The Phoenix dropped to 8-3 and 6-2 and will likely earn an at-large bid to the FCS playoffs.

### QUICK HITS

- Schor finished with 290 yards of total offense, going 22-of-29 for 214 yards, as well as rushing for 76 yards and three touchdowns on just nine carries (8.4/rush).
- Junior running back Trai Sharp also ran for 68 yards on 11 carries (6.2/rush), as the Dukes tallied 190 yards, going for 5.4 per carry.
- Senior receiver John Miller reeled in a career-high seven receptions, going for 59 yards on the day. Redshirt senior receiver Terrence Alls added five catches for a game-best 73 receiving yards.
- Defensively, the Dukes were led by redshirt senior linebacker Kyre Hawkins, who had a game-high 11 tackles. Senior defensive linemen Cornell Urquhart had a career-high nine tackles, while redshirt senior defensive lineman Simeyon Robinson had eight stops.
- JMU racked up 6.0 tackles for loss and 3.0 sacks while not conceding a single sack on the offensive side of the ball.
- Special teams recorded points, as Amos blocked a third-quarter punt and picked up the loose ball, running it in from six yards out to make it 24-0.
- In JMU's two games ever at Rhodes Stadium, the Dukes have outscored Elon 82-3. They also won 51-0 back in 2015.
- The Dukes also held a team scoreless in the first half for the fifth time this season, and the fourth in CAA play.

### UNDISPUTED CHAMPIONS

- JMU won its third straight CAA title and the second straight outright crown with its win today.
- It's the first time in CAA history a team has gone 8-0 in back-to-back season
- It's also the first time JMU has won three straight titles and the first for the CAA since Boston University won three in a row from 1982-84.
- The Dukes are the first CAA team to go 8-0 three times, as New Hampshire has accomplished the feat twice. JMU is also the first team since UMass in 1977-78 to go unbeaten in back-to-back conference seasons.

### THE WIN WAS A SCHOR THING

- Bryan Schor tied his career high with three rushing touchdowns and had a game-high 76 rushing yards to lead the Dukes' attack.
- He also passed for 214 yards on 22-of-29 attempts.
- Schor moved into second place all-time at JMU in two categories. He is now second in both passing yards (6,113) and completions (480). He is the second JMU quarterback to ever reach 6,000 career passing yards.
- He also moved into fourth place on JMU's career total offense list (7,222 yards).



Quickie Statistics (Final)									
#1 James Madison vs #11 Elon (Nov 18, 2017 at Elon, N.C.)									
	JMU					ELON			
Score	31					3			
<b>FIRST DOWNS</b>	23					15			
<b>RUSHES-YARDS (NET)</b>	35-190					48-97			
<b>PASSING YDS (NET)</b>	217					125			
Passes Att-Comp-Int	32-23-1					18-8-0			
<b>TOTAL OFFENSE PLAYS-YARDS</b>	67-407					66-222			
Fumble Returns-Yards	0-0					0-0			
Punt Returns-Yards	3-32					0-0			
Kickoff Returns-Yards	1-15					4-76			
Interception Returns-Yards	0-0					1-1			
Punts (Number-Avg)	6-39.5					8-36.9			
Fumbles-Lost	1-0					0-0			
Penalties-Yards	8-59					7-25			
Possession Time	27:12					32:48			
Third-Down Conversions	5 of 12					3 of 14			
Fourth-Down Conversions	0 of 0					0 of 2			
Red-Zone Scores-Chances	3-3					1-1			

James Madison									
<b>Rushing</b>	No.	Gain	Loss	Net	TD	Lg	Avg		
Bryan Schor	9	76	0	76	3	23	8.4		
Trai Sharp	11	68	0	68	0	17	6.2		
Marcus Marshall	5	18	0	18	0	9	3.6		
Taylor Woods	9	22	6	16	0	9	1.8		
<b>Passing</b>	C-A-I	Yds	TD	Long	Sack				
Bryan Schor	22-29-1	214	0	33	0				
Cole Johnson	1-3-0	3	0	3	0				
<b>Receiving</b>	No.	Yards	TD	Long					
John Miller	7	59	0	25					
Terrence Alls	5	73	0	33					
David Eldridge	3	24	0	9					
Trai Sharp	3	15	0	8					
<b>Punting</b>	No.	Yds	Avg	Long	In20	TB			
Harry O'Kelly	6	237	39.5	51	4	1			
<b>Punt Returns</b>	No.	Yards	TD	Long					
John Miller	2	0	0	0					
D'Angelo Amos	1	32	1	6					
<b>Kick Returns</b>	No.	Yards	TD	Long					
Marcus Marshall	1	15	0	15					
<b>Tackles</b>	UA-A	Total	Sacks	TFL					
Kyre Hawkins	4-7	11	0.0	0.5					
Cornell Urquhart	1-8	9	0.0	0.5					
Simeyon Robinson	0-8	8	0.5	0.5					
Jordan Brown	5-2	7	0.0	0.0					

Elon									
<b>Rushing</b>	No.	Gain	Loss	Net	TD	Lg	Avg		
B. Cyphers	20	74	0	74	0	12	3.7		
D. McNair	22	57	4	53	0	10	2.4		
D. Cheek	6	5	35	-30	0	3	-5.0		
<b>Passing</b>	C-A-I	Yds	TD	Long	Sack				
D. Cheek	8-18-0	125	0	31	3				
<b>Receiving</b>	No.	Yards	TD	Long					
C. Taylor	2	50	0	29					
M. Foster	2	39	0	31					
C. Joyner	2	19	0	12					
K. Weeks	1	12	0	12					
<b>Punting</b>	No.	Yds	Avg	Long	In20	TB			
H. Stephenson	7	295	42.1	60	0	1			
TEAM	1	0	0.0	0	0	0			
<b>Punt Returns</b>	No.	Yards	TD	Long					
T. Campbell	3	62	0	24					
C. Spell	1	14	0	14					
<b>Kick Returns</b>	No.	Yards	TD	Long					
T. Campbell	3	62	0	24					
C. Spell	1	14	0	14					
<b>Tackles</b>	UA-A	Total	Sacks	TFL					
C. Blair	2-7	9	0.0	0.5					
M. Ingram	4-4	8	0.0	0.0					
M. Baker	1-7	8	0.0	0.5					
W. Messer	5-2	7	0.0	0.0					

Qtr	Time	Scoring Play	V-H
1st	01:27	JMU - Ethan Ratke 19 yd field goal, 10-78 4:14	3 - 0
2nd	10:15	JMU - Bryan Schor 21 yd run (Ethan Ratke kick), 7-64 2:18	10 - 0
	00:21	JMU - Bryan Schor 2 yd run (Ethan Ratke kick), 7-45 1:19	17 - 0
3rd	09:23	JMU - D'Angelo Amos 6 yd blocked punt return (Ethan Ratke kick)	24 - 0
4th	09:14	ELON - O. Johnson 30 yd field goal, 10-78 4:38	24 - 3
	05:17	JMU - Bryan Schor 6 yd run (Ethan Ratke kick), 9-73 3:51	31 - 3



# 2017 Season in Review

## Game 12: #1 JMU 26, #10 Stony Brook 7

	1	2	3	4	Score
#10 Stony Brook	0	0	0	7	7
#1 JMU	6	13	0	7	26

Dec. 2, 2017 | Bridgeforth Stadium | Harrisonburg, Va. | Attendance: 16,449

### SCORING SUMMARY

1st	12:21	JMU	Sharp 5 yd pass from Schor (Ratke kick failed)	
			8 plays, 74 yards, TOP 2:39	6-0
2nd	09:19	JMU	Ratke 37 yd field goal	
			4 plays, 7 yards, TOP 1:17	9-0
	01:53	JMU	Alls 1 yd pass from Schor (Ratke kick)	
			6 plays, 23 yards, TOP 2:28	16-0
	00:12	JMU	Ratke 20 yd field goal	
			7 plays, 22 yards, TOP 0:48	19-0
4th	14:56	JMU	Woods 1 yd run (Ratke kick)	
			8 plays, 53 yards, TOP 2:41	26-0
	11:40	SBU	Jackson 37 yd pass from Carbone (Courtney kick)	
			7 plays, 68 yards, TOP 3:10	26-7

### #1 Dukes Advance to FCS Quarters with 26-7 Victory Against #10 SBU

**HARRISONBURG, Va.** – Top-seeded James Madison tied a Division I program record with five interceptions and senior quarterback Bryan Schor threw a pair of touchdown passes, as the Dukes advanced to the quarterfinal round of the NCAA FCS Playoffs with a 26-7 victory against 10th-ranked Stony Brook on Saturday afternoon at Bridgeforth Stadium/Zane Showker Field.

The Dukes improved to 12-0 on the season to extend their NCAA Division I-leading win streak to 24 straight games, while the Seawolves saw their season end at 10-3, which matched their highest win total in school history.

### QUICK HITS

- Redshirt senior receiver Terrence Alls hauled in a career high 10 receptions for 94 yards and a touchdown. His performance marked the first time in over 13 years a JMU player has had double-digit receptions. D.D. Boxley snatched 11 on Oct. 16, 2004 at Maine.
- Schor was 26-of-35 for 255 yards and two touchdowns in the win. He moved into first place all-time at JMU in career completions, which now stands at 506. He surpassed Justin Rascati (487) after starting the game 10-for-10 through the air.
- JMU's defense tied a postseason record, holding Stony Brook to just seven points. That matched the 2016 FCS quarterfinal total when the Dukes rolled Sam Houston State 65-7. It was a season-low scoring output for the Seawolves, as they hadn't tallied less than 17 in a single game all year.
- The Dukes matched a program record at the Division I level, tallying five interceptions. The takeaways came from five separate defensive backs, marking the first time in school history five different players had an interception.
- Stony Brook quarterback Joe Carbone had entered Saturday's second round with only three interceptions this year before his five-interception afternoon. He was 15-of-36 for 207 yards and a score.
- Redshirt senior safety Raven Greene capped off JMU's five-interception day on defense, as he reeled in his 13th career interception to tie the program record for most in history. Redshirt senior safety Jordan Brown picked up his seventh interception of the year, tying him for first place in the FCS in 2017. Just behind Brown is junior corner Rashad Robinson, who produced his sixth interception of the year.

### BALL HAWKS

The JMU defense tied a program record at the Division I level in the playoff win over Stony Brook, with five interceptions. The Dukes last had five picks in 2016 against Rhode Island. Prior to today, SBU's Carbone had just thrown three picks all year. The five interceptions bested JMU's four interceptions it had at William & Mary on Oct. 21. JMU's five takeaways led to 13 points off turnovers and the first of two fourth-quarter interceptions helped to end a SBU drive early in the fourth deep in JMU territory.

### ALLS ABOUT TERRENCE

- Terrence Alls pulled in a career-high 10 receptions for 94 yards and a touchdown
- He was the first JMU receiver to go for 10+ catches since the 2004 season
- His performance was tied for fourth in JMU single-game history for receptions



### Quickie Statistics (Final)

#10 Stony Brook vs #1 James Madison (Dec 02, 2017 at Harrisonburg, Va.)

											SBU		JMU	
Score											7	26		
FIRST DOWNS											15	20		
RUSHES-YARDS (NET)											33-104	38-49		
PASSING YDS (NET)											207	255		
Passes Att-Comp-Int											36-15-5	35-26-0		
TOTAL OFFENSE PLAYS-YARDS											69-311	73-304		
Fumble Returns-Yards											0-0	0-0		
Punt Returns-Yards											4-8	1-49		
Kickoff Returns-Yards											6-137	2-34		
Interception Returns-Yards											0-0	5-41		
Punts (Number-Avg)											6-36.7	7-41.6		
Fumbles-Lost											0-0	0-0		
Penalties-Yards											7-51	3-40		
Possession Time											29:29	30:31		
Third-Down Conversions											5 of 17	4 of 16		
Fourth-Down Conversions											1 of 2	0 of 1		
Red-Zone Scores-Chances											0-0	4-4		

### Stony Brook

Rushing	No.	Gain	Loss	Net	TD	Lg	Avg
Stacey Bedell	11	60	1	59	0	27	5.4
Jordan Gowins	8	28	1	27	0	15	3.4
Donald Liotine	6	18	1	17	0	15	2.8
Sherman Alston Jr	2	4	3	1	0	4	0.5

Passing	C-A-I	Yds	TD	Long	Sack
Joe Carbone	15-36-5	207	1	40	0

Receiving	No.	Yards	TD	Long
Harrison Jackson	7	124	1	40
Cal Daniels	4	59	0	24
Donavin Washington	2	9	0	6
Nick Anderson	1	12	0	12

Punting	No.	Yds	Avg	Long	In20	TB
Marc Nolan	6	220	36.7	47	2	1

Punt Returns	No.	Yards	TD	Long
Donavin Washington	4	8	0	5

Kick Returns	No.	Yards	TD	Long
Donald Liotine	4	92	0	29
Donavin Washington	2	45	0	24

Tackles	UA-A	Total	Sacks	TFL
Noah McGinty	7-6	13	1.0	2.0
Gavin Heslop	9-1	10	0.0	2.0
Tyrice Beverette	8-2	10	0.0	0.0
Shayne Lawless	7-2	9	2.0	3.5

Qtr	Time	Scoring Play	V-H
1st	12:21	JMU - Trai Sharp 5 yd pass from Bryan Schor (Ethan Ratke kick failed), 8-74 2:39	0 - 6
2nd	09:19	JMU - Ethan Ratke 37 yd field goal, 4-7 1:17	0 - 9
	01:53	JMU - Terrence Alls 1 yd pass from Bryan Schor (Ethan Ratke kick), 6-23 2:28	0 - 16
	00:12	JMU - Ethan Ratke 20 yd field goal, 7-22 0:48	0 - 19
	14:56	JMU - Taylor Woods 1 yd run (Ethan Ratke kick), 8-53 2:41	0 - 26
4th	11:40	SBU - Harrison Jackson 37 yd pass from Joe Carbone (Nick Courtney kick), 7-68 3:10	7 - 26

### James Madison

Rushing	No.	Gain	Loss	Net	TD	Lg	Avg
Percy Agyei-Obese	7	16	1	15	0	6	2.1
Marcus Marshall	5	15	0	15	0	10	3.0
Terrence Alls	1	9	0	9	0	9	9.0
Taylor Woods	7	7	0	7	1	3	1.0

Passing	C-A-I	Yds	TD	Long	Sack
Bryan Schor	26-35-0	255	2	34	5

Receiving	No.	Yards	TD	Long
Terrence Alls	10	94	1	20
David Eldridge	5	35	0	12
Riley Stapleton	3	62	0	30
Taylor Woods	3	16	0	15

Punting	No.	Yds	Avg	Long	In20	TB
Harry O'Kelly	7	291	41.6	49	3	0

Punt Returns	No.	Yards	TD	Long
D'Angelo Amos	1	49	0	49

Kick Returns	No.	Yards	TD	Long
David Eldridge	1	18	0	18
Ezrah Archie	1	16	0	16

Tackles	UA-A	Total	Sacks	TFL
Raven Greene	7-4	11	0.0	0.5
Kyre Hawkins	2-5	7	0.0	1.5
Jimmy Moreland	3-2	5	0.0	1.0
Curtis Oliver	2-3	5	0.0	0.0

# 2017 Season in Review

## Game 13: #1 JMU 31, #11 Weber State 28

	1	2	3	4	Score
#11 Weber State	7	0	7	14	28
#1 JMU	7	3	0	21	31

Dec. 8, 2017 | Bridgeforth Stadium | Harrisonburg, Va. | Attendance: 13,490

### SCORING SUMMARY

1st	12:46	WSU	Smith 1 yd run (Tuttle kick)	
			2 plays, 4 yards, TOP 0:43	0-7
	10:38	JMU	Marshall 15 yd run (Ratke kick)	
			6 plays, 73 yards, TOP 2:01	7-7
2nd	11:44	JMU	Ratke 35 yard field goal	
			13 plays, 62 yards, TOP 5:33	10-7
3rd	07:13	WSU	Smith 81 yd pass from Cantwell (Tuttle kick)	
			2 plays, 83 yards, TOP 0:52	10-14
4th	12:11	JMU	Marshall 20 yd run (Ratke kick)	
			2 plays, 49 yards, TOP 0:30	17-14
	10:01	WSU	Cantwell 1 yd run (Tuttle kick)	
			4 plays, 60 yards, TOP 2:04	17-21
	07:52	JMU	Ratke 40 yd field goal	
			9 plays, 61 yards, TOP 2:02	20-21
	03:14	WSU	Batchelor 36 yd pass from Cantwell (Tuttle kick)	
			10 plays, 82 yards, TOP 4:28	20-28
	02:08	JMU	Stapleton 40 yd pass from Schor (Sharp rush)	
			4 plays, 52 yards, TOP 0:56	28-28
	00:00	JMU	Ratke 46 yd field goal	
			8 plays, 39 yards, TOP 1:06	31-28

### Ratke's Game-Winning Field Goal Sends #1 JMU to FCS Semis with 31-28 Win

**HARRISONBURG, Va.** – Redshirt freshman kicker Ethan Ratke kicked the game-winning field goal as time expired to send top-seeded James Madison to the national semifinals with a thrilling 31-28 triumph against 11th-ranked Weber State in the NCAA FCS quarterfinals on Friday night at Bridgeforth Stadium/Zane Showker Field.

The Dukes (13-0) will await the winner of No. 5 seeded South Dakota State and 21st-ranked New Hampshire in next weekend's semifinals. That game will either be played on Friday Dec. 15 at 8 p.m. on ESPN2 or Saturday, Dec. 16 at 4:30 p.m. on ESPNU. The Wildcats ended their program-best season with an 11-3 overall record.

### HOW IT HAPPENED

Trailing 28-20 with 3:14 to play, JMU needed only four plays to go 52 when senior quarterback Bryan Schor connected with redshirt sophomore receiver Riley Stapleton on a 40-yard touchdown with 2:08 remaining. Junior running back Trai Sharp tied it up with a successful 2-point conversion rush.

JMU forced Weber into a three-and-out, giving the Dukes the ball back with 1:06 left. Schor found Stapleton on a 17-yard pass, setting them up at the WSU 39. Three plays later, Head Coach Mike Houston called timeout with one second left, setting up Ratke's game-winner, which was not just his career long but also the longest field goal in JMU postseason history.

### QUICK HITS

- JMU scored 11 unanswered points in the final 2:08, sending the Dukes to the national semifinals for the fourth time in program history.
- Ethan Ratke tied a program record with a career-best three field goals, including his 46-yard boot as time expired to win the game.
- Junior running back Marcus Marshall eclipsed the century mark, rushing for 128 yards and two touchdowns. He averaged 9.1 yards per rush on 14 carries. It was his second 100-yard game at JMU and the sixth of his collegiate career.
- Bryan Schor was 21-of-45 for 359 yards and a touchdown, as he became JMU's all-time leader in career passing yards (6,727) and total offense (7,859).
- His top-two receiving targets both went over 100 yards on the night, as redshirt sophomore Riley Stapleton had a career-high 189 yards and a score on eight catches, and redshirt senior Terrence Alls added 117 yards on six grabs. Stapleton tied his career high in receptions and his receiving yards total was the second-most in school history.
- Defensively, redshirt senior linebacker Kyre Hawkins tallied a game-high 13 tackles and a tackle-for-loss, and senior linebacker Brandon Hereford finished with 11 stops.
- Redshirt junior corner Jimmy Moreland also had eight tackles and two pass breakups, with his second breakup forcing the punt which set up JMU's game-winning drive. Junior corner Rashad Robinson intercepted his seventh pass of the season while also breaking up a pair of passes. He is now tied for the FCS lead in interceptions with Jordan Brown.
- WSU quarterback Stefan Cantwell tallied three total touchdowns, passing for 238 yards and two score while leading the team with 47 rushing yards and a touchdown. Two receivers had over 80 yards, led by Kevin Smith's 85. That included his 81-yard touchdown in the second half.
- JMU out-gained Weber State 549-329, including 359-238 through the air.



### Quickie Statistics (Final)

#11 Weber State vs #1 James Madison (Dec 08, 2017 at Harrisonburg, Va.)

	WSU	JMU
Score	28	31
<b>FIRST DOWNS</b>	11	26
<b>RUSHES-YARDS (NET)</b>	32-91	44-190
<b>PASSING YDS (NET)</b>	238	359
Passes Att-Comp-Int	30-12-1	45-21-1
<b>TOTAL OFFENSE PLAYS-YARDS</b>	62-329	89-549
Fumble Returns-Yards	0-0	0-0
Punt Returns-Yards	4-5	1-24
Kickoff Returns-Yards	5-133	5-90
Interception Returns-Yards	1-40	1-0
Punts (Number-Avg)	9-43.8	7-39.4
Fumbles-Lost	1-0	0-0
Penalties-Yards	9-70	9-73
Possession Time	27:21	32:39
Third-Down Conversions	4 of 15	8 of 19
Fourth-Down Conversions	0 of 1	0 of 1
Red-Zone Scores-Chances	2-2	3-4

Weber State									
<b>Rushing</b>	No.	Gain	Loss	Net	TD	Lg	Avg		
CANTWELL, Stefan	14	47	0	47	1	8	3.4		
SMITH, Kevin	14	51	6	45	1	24	3.2		
JONES, David	1	4	0	4	0	4	4.0		
GARRETT, Treshawn	1	0	0	0	0	0	0.0		
<b>Passing</b>	C-A-I	Yds	TD	Long	Sack				
CANTWELL, Stefan	12-30-1	238	2	81	0				
<b>Receiving</b>	No.	Yards	TD	Long					
VOLLERT, Andrew	5	47	0	25					
BATCHELOR, Drew	4	82	1	36					
SMITH, Kevin	2	85	1	81					
SHAHEED, Rashid	1	24	0	24					
<b>Punting</b>	No.	Yds	Avg	Long	In20	TB			
DEMAIO, Jacob	8	350	43.8	67	5	0			
LLOYD, Doug	1	44	44.0	44	0	0			
<b>Punt Returns</b>	No.	Yards	TD	Long					
HARRY, Xequille	4	5	0	2					
<b>Kick Returns</b>	No.	Yards	TD	Long					
SHAHEED, Rashid	5	133	0	34					
<b>Tackles</b>	UA-A	Total	Sacks	TFL					
MALAN, Cardon	6-3	9	0.0	3.0					
RODRIGUEZ, Ada	4-4	8	0.5	1.5					
WILLIAMS, Jonah	3-4	7	1.0	1.0					
JOHNSON, Taron	4-2	6	0.0	0.0					

James Madison									
<b>Rushing</b>	No.	Gain	Loss	Net	TD	Lg	Avg		
Marcus Marshall	14	130	2	128	2	43	9.1		
Trai Sharp	13	31	4	27	0	9	2.1		
Bryan Schor	15	63	37	26	0	14	1.7		
Taylor Woods	2	9	0	9	0	4	4.5		
<b>Passing</b>	C-A-I	Yds	TD	Long	Sack				
Bryan Schor	21-45-1	359	1	40	3				
<b>Receiving</b>	No.	Yards	TD	Long					
Riley Stapleton	8	189	1	40					
Terrence Alls	6	117	0	37					
Ishmael Hyman	4	29	0	11					
Clayton Cheatham	1	14	0	14					
<b>Punting</b>	No.	Yds	Avg	Long	In20	TB			
Harry O'Kelly	7	276	39.4	45	2	0			
<b>Punt Returns</b>	No.	Yards	TD	Long					
D'Angelo Amos	1	24	0	24					
<b>Kick Returns</b>	No.	Yards	TD	Long					
Marcus Marshall	5	90	0	30					
<b>Tackles</b>	UA-A	Total	Sacks	TFL					
Kyre Hawkins	4-9	13	0.0	1.0					
Brandon Hereford	2-9	11	0.0	0.0					
Jimmy Moreland	4-4	8	0.0	1.0					
Jordan Brown	2-2	4	0.0	0.0					

Qtr	Time	Scoring Play	V-H
1st	12:46	WSU - SMITH, Kevin 1 yd run (TUTTLE, Trey kick), 2-4 0:43	7 - 0
	10:38	JMU - Marcus Marshall 15 yd run (Ethan Ratke kick), 6-73 2:01	7 - 7
2nd	11:44	JMU - Ethan Ratke 35 yd field goal, 13-62 5:33	7 - 10
3rd	07:13	WSU - SMITH, Kevin 81 yd pass from CANTWELL, Stefan (TUTTLE, Trey kick), 2-83 0:52	14 - 10
	12:11	JMU - Marcus Marshall 20 yd run (Ethan Ratke kick), 2-49 0:30	14 - 17
4th	10:01	WSU - CANTWELL, Stefan 1 yd run (TUTTLE, Trey kick), 4-60 2:04	21 - 17
	07:52	JMU - Ethan Ratke 40 yd field goal, 9-61 2:02	21 - 20
	03:14	WSU - BATCHELOR, Drew 36 yd pass from CANTWELL, Stefan (TUTTLE, Trey kick), 10-82 4:28	28 - 20
	02:08	JMU - Riley Stapleton 40 yd pass from Bryan Schor (Trai Sharp rush), 4-52 0:56	28 - 28
	00:00	JMU - Ethan Ratke 46 yd field goal, 8-39 1:06	28 - 31





# 2017 Season in Review

## Game 15: #2 NDSU 17, #1 JMU 13

	1	2	3	4	Score
#2 NDSU	7	10	0	0	17
#1 JMU	3	3	7	0	13

Jan. 6, 2018 | Toyota Stadium | Frisco, Texas | Attendance: 19,090

### SCORING SUMMARY

1st	06:40	NDSU	Anderson 3 yd run (Pedersen kick)	
			11 plays, 66 yards, TOP 6:30	0-7
	03:48	JMU	Ratke 31 yd field goal	
			4 plays, 0 yards, TOP 0:15	3-7
2nd	04:14	NDSU	Shepherd 50 yd pass from Stick (Pedersen kick)	
			5 plays, 71 yards, TOP 3:16	3-14
	00:39	NDSU	Pedersen 32 yd field goal	
			7 plays, 38 yards, TOP 1:32	3-17
	00:03	JMU	Ratke 21 yd field goal	
			4 plays, 69 yards, TOP 0:28	6-17
3rd	09:26	JMU	Marshall 1 yd run (Ratke kick)	
			8 plays, 33 yards, TOP 2:41	13-17

### Dukes Edged in National Title Slugfest

**FRISCO, Texas** – No. 1 James Madison did not allow a point in the second half on Saturday afternoon, but could not complete the comeback as No. 2 North Dakota State handed the Dukes a 17-13 loss in the 2018 NCAA Division I National Championship Game in Toyota Stadium.

JMU (14-1) held the high-powered Bison (14-1) offense, which entered the contest ranked eighth in the country at 462.1 yards per game, in check for much of the afternoon, limiting NDSU to just 264 yards on the afternoon. However, the Bison kept the Dukes to just 241 yards, including just 93 on the ground.

After cutting into a 17-3 first-half deficit with a field goal just before half-time, the Dukes came out of the break with a stop on defense and a 33-yard punt return from redshirt freshman D'Angelo Amos to set up an 8-play, 33-yard drive that cut the lead to four.

After both defenses traded stops for much of the remainder of the contest, the Dukes kept their hopes alive when redshirt senior defensive lineman Simeyon Robinson burst through the line and blocked a 38-yard NDSU field goal attempt with 4:37 to play. JMU drove down the field, aided by a 24-yard rush by freshman Harry O'Kelly on a fake punt, but saw its fourth-down heave to the end zone fall to the turf with less than a minute to play.

Redshirt sophomore wide receiver Riley Stapleton continued his tear in the playoffs, catching seven balls for 107 yards on the afternoon, while Robinson notched a pair of sacks in his final game, including a strip sack that gave the Dukes the ball. Amos was a constant threat on punt returns, racking up 87 yards on just four returns to flip field position multiple times.

Redshirt senior linebacker Kyre Hawkins finished with a game-high 10 tackles, finishing the year with a team-high 111 total stops. Redshirt junior defensive lineman Darrious Carter had eight stops, including 2.0 for loss and a sack, while Robinson tied his career high with 2.0 sacks.

The loss snapped JMU's NCAA-leading 26-game winning streak and dropped the Dukes to 2-1 in FCS National Championship games.

### THE WINNINGEST CLASS IN HISTORY

JMU's 2017 senior class goes down as the best in school history. In JMU's 55 games over the past four years, JMU has amassed a 46-9 record, including 28-4 Colonial Athletic Association mark. These seniors became the first class in JMU history to make four straight FCS playoff appearances and the first ever to claim at least nine overall wins and six league wins each season. JMU captured the 2016 national championship, the second ever for the University.

### BRYAN LEAVES LASTING LEGACY

JMU's entire senior class set the standard for JMU football, reaching back-to-back national championships. Senior quarterback Bryan Schor will go down as one of the best to ever don a JMU jersey, finishing his career with four JMU career records. Schor finished up with 7,078 passing yards, 62 passing touchdowns, 559 completions and 8,241 yards of total offense. He was a two-time All-CAA quarterback and was voted 2016 CAA Offensive Player of the Year.



Quickie Statistics (Final)									
#2 North Dakota State vs #1 James Madison (Jan 06, 2018 at Frisco, Texas)									
NDSU					JMU				
Score	17				13				
<b>FIRST DOWNS</b>	16				15				
<b>RUSHES-YARDS (NET)</b>	48-134				30-93				
<b>PASSING YDS (NET)</b>	130				148				
Passes Att-Comp-Int	22-13-0				32-14-2				
<b>TOTAL OFFENSE PLAYS-YARDS</b>	70-264				62-241				
Fumble Returns-Yards	1-12				0-0				
Punt Returns-Yards	1-2				4-87				
Kickoff Returns-Yards	3-51				2-52				
Interception Returns-Yards	2-11				0-0				
Punts (Number-Avg)	7-33.7				5-40.2				
Fumbles-Lost	1-1				1-1				
Penalties-Yards	6-55				3-35				
Possession Time	37:41				22:19				
Third-Down Conversions	6 of 17				4 of 14				
Fourth-Down Conversions	0 of 1				1 of 2				
Red-Zone Scores-Chances	2-2				3-6				

North Dakota State									
Rushing	No.	Gain	Loss	Net	TD	Lg	Avg		
Bruce Anderson	18	63	0	63	1	10	3.5		
Lance Dunn	13	53	3	50	0	21	3.8		
Easton Stick	14	62	27	35	0	17	2.5		
Seth Wilson	2	13	0	13	0	8	6.5		
Passing	C-A-I	Yds	TD	Long	Sack				
Easton Stick	13-22-0	130	1	50	3				
Receiving	No.	Yards	TD	Long					
Darrius Shepherd	6	74	1	50					
RJ Urzendowski	3	21	0	15					
Dimitri Williams	2	20	0	14					
Connor Wentz	1	12	0	12					
Punting	No.	Yds	Avg	Long	In20	TB			
Jackson Koonce	6	210	35.0	37	0	0			
Garret Wegner	1	26	26.0	26	0	0			
Punt Returns	No.	Yards	TD	Long					
Darrius Shepherd	1	2	0	2					
Kick Returns	No.	Yards	TD	Long					
Bruce Anderson	2	37	0	19					
Dimitri Williams	1	14	0	14					
Tackles	UA-A	Total	Sacks	TFL					
Derrek Tuszka	6-0	6	2.0	2.0					
Robbie Grimsley	6-0	6	0.0	0.0					
Nick DeLuca	3-1	4	1.0	1.0					
Chris Board	2-2	4	0.0	1.5					

James Madison									
Rushing	No.	Gain	Loss	Net	TD	Lg	Avg		
Marcus Marshall	11	30	0	30	1	10	2.7		
Harry O'Kelly	1	24	0	24	0	24	24.0		
Tral Sharp	4	20	0	20	0	6	5.0		
Bryan Schor	14	54	35	19	0	17	1.4		
Passing	C-A-I	Yds	TD	Long	Sack				
Bryan Schor	14-32-2	148	0	28	4				
Receiving	No.	Yards	TD	Long					
Riley Stapleton	7	107	0	28					
Terrence Ails	2	29	0	17					
Marcus Marshall	2	-7	0	0					
Jonathan Kloosterman	1	10	0	10					
Punting	No.	Yds	Avg	Long	In20	TB			
Harry O'Kelly	5	201	40.2	44	2	0			
Punt Returns	No.	Yards	TD	Long					
D'Angelo Amos	4	87	0	37					
Kick Returns	No.	Yards	TD	Long					
David Eldridge	1	30	0	30					
Marcus Marshall	1	22	0	22					
Tackles	UA-A	Total	Sacks	TFL					
Kyre Hawkins	7-3	10	0.0	0.0					
Darrious Carter	6-2	8	1.0	2.0					
Raven Greene	7-0	7	0.0	0.0					
Jimmy Moreland	5-2	7	0.0	0.0					

Qtr	Time	Scoring Play	V-H
1st	06:40	NDSU - Bruce Anderson 3 yd run (Cam Pedersen kick), 11-66 6:30	7 - 0
	03:48	JMU - Ethan Ratke 31 yd field goal, 4-0 0:15	7 - 3
2nd	04:14	NDSU - Darrius Shepherd 50 yd pass from Easton Stick (Cam Pedersen kick), 5-71 3:16	14 - 3
	00:39	NDSU - Cam Pedersen 32 yd field goal, 7-38 1:32	17 - 3
	00:03	JMU - Ethan Ratke 21 yd field goal, 4-69 0:28	17 - 6
3rd	09:26	JMU - Marcus Marshall 1 yd run (Ethan Ratke kick), 8-33 2:41	17 - 13



# 2017 Season in Review



## Head Coach Mike Houston

Bobby Ross Coach of the Year  
VaSID University Division Coach of the Year  
J. Roy Rodman Award

## JMU Team

ECAC FCS Lambert Cup  
NCAA Division I National Championship Berth  
Back-to-Back Outright CAA Champions (8-0)

## Six All-Americans

### Andrew Ankrah

FCS ADA Defensive Player of the Year  
Second Runner-up for Buck Buchanan Award  
Consensus FCS First Team All-American  
FCS ADA All-American  
Associated Press FCS First Team All-American  
STATS FCS First Team All-American  
Walter Camp FCS All-American  
AFCA FCS First Team All-American  
HERO Sports FCS First Team All-American  
CAA Defensive Player of the Year  
TD Club of Richmond DI Def. Lineman of the Year  
First Team All-CAA  
VaSID First Team All-State

### Aaron Stinnie

Associated Press First Team All-American  
STATS FCS First Team All-American  
Walter Camp FCS All-American  
HERO Sports FCS First Team All-American  
AFCA FCS Second Team All-American  
First Team All-CAA  
VaSID First Team All-State

### Rashad Robinson

AFCA FCS First Team All-American  
Associated Press FCS Second Team All-American  
STATS FCS Third Team All-American  
HERO Sports FCS Third Team All-American  
First Team All-CAA  
VaSID First Team All-State

### Jordan Brown

Associated Press First Team All-American  
HERO Sports First Team All-American  
Second Team All-CAA  
VaSID First Team All-State

### Raven Greene

STATS FCS Second Team All-American  
HERO Sports FCS Second Team All-American  
First Team All-CAA  
VaSID Second Team All-State

### Kyre Hawkins

HERO Sports FCS Third Team All-American  
First Team All-CAA  
VaSID Second Team All-State

**16 All-CAA Honors**

**14 All-State Honors**

**26-Game Win Streak Between 2016 & 2017**

**JMU Finishes 81st in Learfield Cup (5th-Best Ever)**

**JMU 22nd in Capital One Cup men's standings**



# **ESPN College GameDay in the 'Burg**



## **2017 College GameDay on the Quad**

14,000 attendance at College GameDay

Contributed to attendance of 25,993, second in Bridgeforth Stadium history

- 9th time in 340 shows that College GameDay visited a non-FBS site
- 2nd time College GameDay visited a non-FBS site for a second show
- JMU has now been featured on CGD more than 29 FBS schools (12 have never been featured, 17 have been featured once)
- TV Rating: 1,844 million TV viewers (5th of 15 shows in 2017)
- Total Media Value: \$8.505 million
- Number of Broadcast and Online Mentions: 840
- Number of Social Media Mentions: 194 million

## **2015 College GameDay on the Quad**

12,000 attendance at College GameDay

Contributed to record Bridgeforth Stadium attendance of 26,069

- 8th time in 309 shows that College GameDay visited a non-FBS site
- 65th different school to host College GameDay
- JMU was the 80th school to appear on GameDay (home or away)
- Harrisonburg was the 73rd city to host College GameDay
- Duke Dog the 53rd different mascot head to be worn by Lee Corso
- TV Rating: 1.4 overnight (1,713,000 television sets)
- Total Audience Reach: 65,833,008
- Total Media Value: \$3.186 million
- Number of Broadcast and Online Mentions: 452
- Number of Social Media Mentions: 67.8 million





# Professional Football Dukes



**Khalid Abdullah (2013-16)** - New York Giants (NFL)

**Mike Allen (2008-11)** - Cleveland Browns (NFL)

**Ron Atkins (1999-00)** - New Orleans Saints (NFL)

**David Bailey (1992-95)** - Jacksonville Jaguars (NFL)

**Alvin Banks (2003-06)** - New York Jets (NFL)

**Marshall Barnes (1982-86)** - Dallas Cowboys (NFL)

**Steve Bates (1986-89)** - Los Angeles Rams (NFL)

**Tony Booth (1995-98)** - Carolina Panthers (NFL)

**Dorian Brooks (2006-09)** - Pittsburgh Steelers (NFL)

**Macey Brooks (1993-96)** - Dallas Cowboys (NFL), Chicago Bears (NFL)

**Daniel Brown (2010-14)** - Baltimore Ravens (NFL), Chicago Bears (NFL)

**D.J. Bryant (2008-11)** - Houston Texans (NFL), Tampa Bay Buccaneers (NFL), Indianapolis Colts (NFL), New York Jets (NFL), Baltimore Ravens (NFL), Edmonton Eskimos (CFL)

**Greg Caldwell (1978-81)** - Washington Redskins (NFL), Washington Federals (USFL)

**Mike Caussin (2006-09)** - Jacksonville Jaguars (NFL), Buffalo Bills (NFL), Washington Redskins (NFL)

**Mike Cawley (1993-95)** - Indianapolis Colts (NFL)

**Gary Clark (1980-83)** - Jacksonville Bulls (USFL), Washington Redskins (NFL), Arizona Cardinals (NFL), Miami Dolphins (NFL)

**Jon Craver (1979-82)** - New England Patriots (NFL), BC Lions (CFL), Houston Oilers (NFL), Cleveland Browns (NFL)

**Kenny Dalton (1982-85)** - New England Patriots (NFL)

**Corey Davis (2003-06)** - Buffalo Bills (NFL)

**Rashard Davis (2013-16)** - Philadelphia Eagles (NFL)

**Isaiah Dottin-Carter (2003-06)** - Montreal Alouettes (CFL)

**Harry Dunn (2002-05)** - Montreal Alouettes (CFL)

**Ben Edwards (1981-84)** - New Orleans Saints (NFL)

**Lindsay Fleshman (1997-00)** - Montreal Alouettes (CFL), Chicago Rush (AFL), Nashville Kats (AFL)

**Dion Foxx (1990-93)** - Miami Dolphins (NFL), Washington Redskins (NFL)

**Nelson Garner (1994-97)** - Baltimore Ravens (NFL), Edmonton Eskimos (CFL), Albany/Indiana Firebirds (AFL), Arizona Rattlers (AFL), Georgia Force (AFL)

**Raven Greene** - Green Bay Packers (NFL)

**Arnold Grevious (1983-86)** - Denver Broncos (NFL)

**Charles Haley (1982-85)** - San Francisco 49ers (NFL), Dallas Cowboys (NFL)

**Sage Harold (2011-14)** - Kansas City Chiefs (NFL), Washington Redskins (NFL), Saskatchewan Roughriders (CFL)

**Derek Hart (2011-15)** - Green Bay Packers (NFL)

**Clyde Hoy (1978-81)** - Arizona Wranglers (USFL)

**Jay Jones (1993-96)** - New York Jets (NFL), Albany/Indiana Firebirds (AFL)

**Leavander Jones (2009-12)** - Philadelphia Soul (AFL)

**Akeem Jordan (2003-06)** - Philadelphia Eagles (NFL), Kansas City Chiefs (NFL), Washington Redskins (NFL), Toronto Argonauts (CFL)

**Delvin Joyce (1997-00)** - New York Giants (NFL), New York Jets (NFL)

**Curtis Keaton (1998-99)** - Cincinnati Bengals (NFL), New Orleans Saints (NFL)

**Clint Kent (2002-05)** - Montreal Alouettes (CFL)

**Mitchell Kirsch (2012-16)** - Chicago Bears (NFL)

**Brandon Lee (2010-14)** - Seattle Seahawks (NFL)

**Vad Lee (2014-15)** - Saskatchewan Roughriders (CFL)

**Tony LeZotte (2004-07)** - Montreal Alouettes (CFL)

**Dean Marlowe (2011-14)** - Carolina Panthers (NFL), Buffalo Bills (NFL)

**Warren Marshall (1982-86)** - Denver Broncos (NFL)

**Rodney McCarter (2001-04)** - Calgary Stampeders (CFL)

**Evan McCollough (2005-08)** - Tampa Bay Buccaneers (NFL), Toronto Argonauts (CFL), Hamilton Tiger-Cats (CFL)

**Alfred McGeachy (1984-86)** - San Francisco 49ers (NFL), Toronto Argonauts (CFL)

**Scotty McGee (2006-09)** - Jacksonville Jaguars (NFL)

**David McLeod (1990-93)** - Arizona Cardinals (NFL), Albany Firebirds (AFL), Grand Rapids Rampage (AFL), Carolina Cobras (AFL), Tampa Bay Storm (AFL)

**Tony Miller (1984-87)** - Atlanta Falcons (NFL)

**Phil Minafield (2005-06)** - Montreal Alouettes (CFL)

**Arthur Moats (2006-09)** - Buffalo Bills (NFL), Pittsburgh Steelers (NFL), Arizona Cardinals (NFL)

**Chris Morant (1998-00)** - Edmonton Eskimos (CFL), New Orleans VooDoo (AFL)

**Scott Norwood (1978-81)** - Birmingham Stallions (USFL), Buffalo Bills (NFL)

**Derick Pack (1999-01)** - St. Louis Rams (NFL)

**Nick Paulett (1979, 1981)** - Washington Federals (USFL)

**Ed Perry (1993-96)** - Miami Dolphins (NFL)

**Justin Rascati (2004-06)** - Chicago Bears (NFL), Montreal Alouettes (CFL)

**Taylor Reynolds (2012-16)** - Atlanta Falcons (NFL)

**Stephon Robertson (2009-13)** - Montreal Alouettes (CFL)

**Dwight Robinson (1991-94)** - Toronto Argonauts (CFL)

**Demetrius Shambley (2002-05)** - Winnipeg Blue Bombers (CFL)

**Kenny Sims (1989-92)** - San Diego Chargers (NFL)

**J.D. Skolnitsky (2006-08)** - Washington Redskins (NFL), Indianapolis Colts (NFL)

**Jerame Southern (2000-03)** - Calgary Stampeders (CFL)

**Jordan Stanton (2009-13)** - New York Giants (NFL)

**Mickey Stinnett (1981-84)** - New England Patriots (NFL)

**Aaron Stinnie** - Tennessee Titans (NFL)

**Chuck Suppon (2003-06)** - Montreal Alouettes (CFL)

**Mike Thurman (1978-82)** - Dallas Cowboys (NFL), Washington Federals (USFL), Tampa Bay Bandits (USFL), Montreal Alouettes (CFL), Edmonton Eskimos (CFL)

**Robert Turner (1980-83)** - Memphis Showboats (USFL), Calgary Stampeders (CFL)

**Earl Watford (2008-12)** - Arizona Cardinals (NFL), Jacksonville Jaguars (NFL), Chicago Bears (NFL)

**Josh Wells (2009-13)** - Jacksonville Jaguars (NFL)

**Neal Wilkinson (1984-87)** - Green Bay Packers (NFL)

**Albert Williams (1984-87)** - Pittsburgh Steelers (NFL)


**Kelly Wiltshire (1993-95)** - Jacksonville Jaguars (NFL)

**Kevin Winston (2003-06)** - Montreal Alouettes (CFL)

**Shawn Woodson (1984-88)** - Minnesota Vikings (NFL)

**Ron Ziolkowski (1980-83)** - Detroit Lions (NFL), Indianapolis Colts (NFL)

# Charles Haley ~ Pro Football Hall of Fame



Former football All-American Charles Haley became the first James Madison student-athlete to be enshrined into a major professional hall of fame as he took his rightful place into the Pro Football Hall of Fame on Saturday, August 8, 2015, at Tom Benson Hall of Fame Stadium.

Haley was introduced by Edward DeBartolo, Jr., former owner of the San Francisco 49ers prior to his speech to the capacity crowd in Canton. He was one of eight individuals to join pro football's most exclusive club, as he was accompanied by linebacker Junior Seau, guard Will Shields, running back Jerome Bettis, wide receiver Tim Brown, center Mike Tinglehoff and NFL executives Bill Polian and Ron Wolf.

A four-year letterwinner for the Dukes from 1982-85, he was twice named an Associated Press All-American. As a senior, Haley was named the Richmond Touchdown Club's Defensive Player of the Year and a First Team AP I-AA All-American.

"I am truly blessed," Haley said during his enshrinement speech. "I have played with some of the greatest players in the history of football and I've learned a lot. The one thing I learned from all the guys was unselfish play. Team matters – we need to go back to that. It's not about individuals, it's about team and that's the only way we can have success."

Haley capped off his speech by stating, "When I stepped out on the field, I was determined to be the best every play, not just some plays."


He is JMU's all-time leader in total tackles with 506 and led the Dukes in single-season tackles twice in his career, recording 143 in 1983 and 147 in 1984. Haley had a career-high 22 tackles at Shippensburg during the 1983 season, currently tied for the eighth-highest, single-game total in Madison history. A three-time JMU Defensive MVP, he was also named the JMU Male Athlete of the Year in 1985-86. Haley graduated from JMU in 1987 and in 1999 the athletic department named the Defensive MVP award after him.

Haley became the first player in JMU history selected in the National Football League Draft when he was selected by the San Francisco 49ers in the fourth round of the 1986 draft. He immediately made an impact, playing in 16 games as a rookie, recording 12.0 sacks. He played 12 seasons in the NFL, seven with the 49ers in two different stints and five with the Dallas Cowboys.

He earned five Super Bowl rings (two in San Francisco and three in Dallas), the only player in NFL history to have played on five Super Bowl champion teams. A five-time Pro-Bowler and two-time First Team All-Pro selection, Haley finished his career with 100.5 career sacks, including a career-high 16 in 1990, the first year he was honored as an All-Pro. He was also a two-time NFC Defensive Player of the Year and played on 10 division championship squads during his 12-year career.

A native of Gladys, Va., Haley was inducted into the Virginia Sports Hall of Fame in 2006.

The Hall of Fame committee consists of 32 votes of writers from the NFL cities, 13 at-large members and one from the Pro Football Writers of America. Each candidate was required to receive at least 80 percent approval votes from the Committee to be enshrined.





# Charles Haley ~ College Football Hall of Fame



On July 15-16, 2011, former JMU All-American Charles Haley became the first player from a CAA school to be enshrined into the College Football Hall of Fame.

Haley was a four-year starter at JMU from 1982-85. He was a two-time All-American and a three-time Defensive MVP at Madison. As a senior at JMU, Haley was voted a 1985 Associated Press First-Team I-AA All-American and both the Richmond Touchdown Club and Roanoke Times & World News' State Defensive Player of the Year. He leads JMU's all-time tackles list with 506, including three seasons of more than 100 tackles, and his 22 tackles at Shippensburg during the 1983 season still ranks as the eighth-highest single-game total in JMU history. He also added three interceptions and 17 quarterback sacks to his total.

In 1986, after his senior season Haley was selected in the fourth round of the NFL Draft by the San Francisco 49ers as the No. 96 pick overall.



Charles Haley (front) talks with fellow enshrinee Desmond Howard, former Heisman Trophy winner and Super Bowl MVP from Michigan



The 2011 College Football Hall of Fame Enshrinement Class




Charles Haley shows off his College Football Hall of Fame class ring



Charles Haley talks with a member of the media



The display from Charles Haley's float at the College Football Hall of Fame



Charles Haley (second from right) talks on the podium with hosts Jon Gruden (fourth from right) and Charles Davis (second from left)



Charles Haley, former JMU coach Hallace McMillin and Karen Haley are all smiles following the enshrinement ceremony.



# 2004 National Championship



## 2004 JMU Results

JMU 62, Lock Haven 7  
JMU 17, Villanova 0  
West Virginia 45, JMU 10  
JMU 31, Hofstra 21  
JMU 28, Massachusetts 7  
JMU 24, Maine 20  
JMU 26, Richmond 20  
JMU 41, VMI 10  
JMU 20, Delaware 13  
William & Mary 27, JMU 24  
JMU 31, Towson 17  
JMU 14, Lehigh 13  
JMU 14, Furman 13  
JMU 48, William & Mary 34  
JMU 31, Montana 21

## National Champions!!! Dukes Defeat Montana 31-21

CHATTANOOGA, Tenn. – National champion.

That's a title that forever will be used with the 2004 JMU football team.

The Dukes earned that distinction Friday at Finley Stadium/Davenport with a 31-21 victory over Montana in the finals of the NCAA Division I-AA playoffs.

The Dukes, as they have for most of the season, used a stingy defense, a strong running game, and good special teams play to post the biggest win in their 33-year football history.

JMU allowed a first-quarter touchdown for the only time during the 2004 season and trailed twice, but the Dukes rallied to dominate the final minutes of the game as they did for most of the season.

JMU went in front to stay 24-21 on a one-yard touchdown run by sophomore tailback Maurice Fenner with 3:25 left in the third quarter, added an insurance score on sophomore quarterback Justin Rascati's six-yard run with eight minutes left in the game, and ran the final 6:14 off the clock after getting an interception from junior cornerback Clint Kent.

The Dukes used 14 straight rushing plays in running out the clock at the end of the game and nine straight rushing plays during the 72-yard drive that put them in front to stay.

JMU ran for 314 yards overall – 257 during the second half – and had a 318-202 overall yardage advantage during the final two periods.

Fenner led JMU's attack with 164 rushing yards on 29 carries and ran for two touchdowns. Sophomore tailback Alvin Banks added 88 rushing yards on 13 carries, and Rascati ran 11 times for 57 yards and two scores. Rascati also hit on 13 of 18 passes for 132 yards and wasn't intercepted.

In addition to the score that put JMU in front to stay, Fenner scored on a one-yard run with 0:16 left in the first quarter to give JMU a 10-7 edge. Rascati ran 11 yards for a touchdown on JMU's first third-quarter series in addition to his fourth-period scoring carry.

"We went into the game planning to throw the ball, but we were making so many yards rushing that we didn't need to throw," said sixth-year JMU coach Mickey Matthews.

"Our league is great; that was Atlantic 10 football in the second half," Matthews added. "Our league is by far the best in the country. Playing in our league really prepared us to play in this environment against Montana. Our guys thought they were going to win."

The victory was JMU's fifth straight overall and its fourth in the playoffs away from home. The Dukes completed the year with a 13-2 record and became the second straight Division I-AA champion from the Atlantic 10 (Delaware was the 2003 playoff winner). No other team previously had advanced to the championship with straight road wins.

JMU's effort off set an outstanding performance by Montana quarterback Craig Ochs, a transfer from Colorado. Ochs completed 29 of 38 passes for 371 yards and three touchdowns, but the Grizzlies had only 44 rushing yards against JMU's defense.





# 2016 National Championship



## 2016 JMU Results

JMU 80, Morehead State 7  
JMU 56, Central Connecticut 21  
North Carolina 56, JMU 28  
JMU 31, Maine 20  
JMU 43, Delaware 20  
JMU 31, William & Mary 24  
JMU 42, New Hampshire 39  
JMU 84, Rhode Island 7  
JMU 47, Richmond 43  
JMU 20, Villanova 7  
JMU 63, Elon 14  
JMU 55, New Hampshire 22  
JMU 65, Sam Houston State 7  
JMU 27, North Dakota State 17  
JMU 28, Youngstown State 14

## NATIONAL CHAMPS! JMU Tops Youngstown State 28-14

FRISCO, Texas - James Madison held Youngstown State to 292 total yards on Saturday afternoon and rolled to a 28-14 victory, as the Dukes captured the 2016 NCAA Division I Football Championship, the second title in program history.

The Dukes, who finished the season 14-1 and undefeated against FCS foes, saw their defensive line dominate from start to finish, holding the Penguins (12-4) to just 21 rushing yards after YSU entered the contest averaging 257.5 yards on the ground.

Senior linebacker Gage Steele paced an all-around dominant performance by the JMU defense, racking up six tackles, including five solo stops, a pair of sacks and a pass breakup as the Dukes forced a pair of crucial turnovers in the third quarter to put the game away.

No defensive player had more tackles for the Dukes than junior defensive back Jordan Brown's seven, but nine different players had at least three, while sophomore defensive back Curtis Oliver picked off his second pass of the season and sophomore Darrious Carter scooped up a fumble.

Senior running back Khalid Abdullah ended his career in style, rushing 26 times for 101 yards and a pair of scores for an afternoon that put him atop the JMU record books in career touchdowns, single-season touchdowns and single-season rushing yards.

The Dukes needed just 12 passes to take home the trophy, as junior quarterback Bryan Schor went 7-of-12 for 112 yards with a pair of first-quarter touchdowns to junior tight end Jonathan Kloosterman and senior wide receiver Rashard Davis.

JMU put the Penguins in an early hole, as Abdullah stretched the lead to 21-0 on a 1-yard touchdown plunge with 8:17 to play before halftime, though YSU responded with a touchdown of its own less than five minutes later.

Abdullah scored from two yards out with 10:10 to play in the third quarter for an advantage that proved to be all the Dukes' defense needed, as Youngstown State managed just one more scoring drive that ended with 10 seconds left before the final whistle.

### TITLE HISTORY

JMU captured its second NCAA Division I Championship in program history, joining the 2004 team that defeated Montana 31-21 in Chattanooga. The Dukes are the eighth FCS program to earn multiple national titles and the first ever with multiple in the Colonial Athletic Association. JMU ended the five-year national-title run by North Dakota State and became the first CAA national champion since Villanova in 2009.

### HOUSTON'S HEIGHTS

Head Coach Mike Houston earned his first career national championship, having finished runner-up in the NCAA Division II title game at Lenoir-Rhyne in 2013. Houston improved to 5-1 all-time in the FCS playoffs, 4-0 at JMU thanks to the 2016 run.

### FINAL NUMBERS

- JMU won its 12th game in a row for the longest active streak in FCS football and second-longest in all of Division I behind Alabama (26)
- JMU's 14-1 overall record included a perfect 14-0 mark against FCS opponents and set a new school record for victories
- JMU finished as the nation's leader in scoring margin at +25.5 points per game, second in points per game (46.7) and 16th in points allowed (21.2)
- JMU went 6-0 vs. ranked opponents this season, all during the last seven contests

### DEFENSE WINS CHAMPIONSHIPS

JMU finished the season 16th nationally in points allowed after ranking 77th in 2015 in that category. In addition to allowing 21.2 points per game, the Dukes limited opponents to 16.4 points per game over the last eight games and 15 per game in the playoffs, all against ranked teams. Also, 21 of the 60 postseason points allowed came in the final two minutes of games in which the outcome was already decided.



# JMU Postseason History

---

## 1987 (0-1)

*First Round - Huntington, W.Va. - Nov. 28, 1987*  
Marshall 41, James Madison 12

## 1991 (1-1)

*First Round - Newark, Del. - Nov. 30, 1991*  
James Madison 42, Delaware 35 (2OT)

*Quarterfinals - Harrisonburg, Va. - Dec. 7, 1991*  
Samford 24, James Madison 21

## 1994 (1-1)

*First Round - Harrisonburg, Va. - Nov. 26, 1994*  
James Madison 45, Troy State 26

*Quarterfinals - Huntington, W.Va. - Dec. 3, 1994*  
Marshall 28, James Madison 21 (OT)

## 1995 (0-1)

*First Round - Boone, N.C. - Nov. 25, 1995*  
Appalachian State 31, James Madison 24

## 1999 (0-1)

*First Round - Troy, Ala. - Nov. 27, 1999*  
Troy State 27, James Madison 7

## 2004 (4-0)

*First Round - Bethlehem, Pa. - Nov. 27, 2004*  
James Madison 14, Lehigh 13

*Quarterfinals - Greenville, S.C. - Dec. 4, 2004*  
James Madison 14, Furman 13

*Semifinals - Williamsburg, Va. - Dec. 10, 2004*  
James Madison 48, William & Mary 34

*Championship - Chattanooga, Tenn. - Dec. 17, 2004*  
James Madison 31, Montana 21

## 2006 (0-1)

*First Round - Youngstown, Ohio - Nov. 25, 2006*  
Youngstown State 35, James Madison 31

## 2007 (0-1)

*First Round - Boone, N.C. - Nov. 24, 2007*  
Appalachian State 28, James Madison 27

## 2008 (2-1)

*First Round - Harrisonburg, Va. - Nov. 29, 2008*  
James Madison 38, Wofford 35

*Quarterfinals - Harrisonburg, Va. - Dec. 6, 2008*  
James Madison 31, Villanova 27

*Semifinals - Harrisonburg, Va. - Dec. 12, 2008*  
Montana 35, James Madison 27

## 2011 (1-1)

*First Round - Richmond, Ky. - Nov. 26, 2011*  
James Madison 20, Eastern Kentucky 17

*Second Round - Fargo, N.D. - Dec. 3, 2011*  
North Dakota State 26, James Madison 14

## 2014 (0-1)

*First Round - Harrisonburg, Va. - Nov. 29, 2014*  
Liberty 26, James Madison 21

## 2015 (0-1)

*Second Round - Harrisonburg, Va. - Dec. 5, 2015*  
Colgate 44, James Madison 38

## 2016 (4-0)

*Second Round - Harrisonburg, Va. - Dec. 3, 2016*  
James Madison 55, New Hampshire 22

*Quarterfinals - Harrisonburg, Va. - Dec. 9, 2016*  
James Madison 65, Sam Houston State 7

*Semifinals - Fargo, N.D. - Dec. 16, 2016*  
James Madison 27, North Dakota State 17

*Championship - Frisco, Texas - Jan. 7, 2017*  
James Madison 28, Youngstown State 14

## 2017 (3-1)

*Second Round - Harrisonburg, Va. - Dec. 2, 2017*  
James Madison 26, Stony Brook 7

*Quarterfinals - Harrisonburg, Va. - Dec. 8, 2017*  
James Madison 31, Weber State 28

*Semifinals - Harrisonburg, Va. - Dec. 16, 2017*  
James Madison 51, South Dakota State 16

*Championship - Frisco, Texas - Jan. 6, 2018*  
North Dakota State 17, James Madison 13



# Key Dates in JMU History

**July 17, 1972** - Athletic Director Dean Ehlers announced that JMU would start football in 1972 and named Challace McMillin head coach.

**Oct. 7, 1972** - JMU played its first football game, losing 6-0 to Shepherd's junior varsity team on what is now a practice field adjacent to Godwin Hall.

**Sept. 22, 1973** - JMU won its first game, a 34-8 triumph over Anne Arundel Community College, held at Harrisonburg High School.

**Sept. 21, 1974** - JMU began its first varsity season with a 24-22 win at Washington and Lee.

**Oct. 12, 1974** - JMU defeated Bridgewater 41-13 in the first game ever at Bridgeforth Stadium.

**1975 Season** - JMU finished 9-0-1 with a season-opening scoreless tie at Glenville (W.Va.), its only non win of the season. JMU won the Virginia College Athletic Association title and won seven straight games by seven points or fewer.

**Sept. 18, 1976** - JMU beat Towson 28-26 at home, raising its record to 3-0 and its winning streak to 12 games, earning a tie for first place with C.W. Post in the NCAA Division III poll.

**Sept. 25, 1976** - JMU played in the first Division III regular-season game televised by a major network (ABC), falling 21-14 at Hampden-Sydney.

**Oct. 16, 1976** - JMU won 17-12 at Davidson, marking the program's first win against a Division I opponent.

**Oct. 14, 1978** - JMU's Board of Visitors unanimously approved moving football to Division I.

**Nov. 11, 1978** - JMU won 42-12 at Emory and Henry to finish the year 8-2 and ranked ninth nationally in Division III.

**Dec. 18, 1978** - JMU announced it would offer 25 scholarships in 1979. Quarterback Frankie Walker and fullback Joe Curro, transfers from Lees-McRae College, were the team's first scholarship signees on Jan. 17, 1979.

**1982 Season** - JMU finished 8-3 and appeared in the Division I-AA top-20 poll for seven straight weeks, ranking as high as ninth at the midway point of the season.

**Sept. 18, 1982** - JMU earned its first win over a I-A opponent, defeating Virginia 21-17 in Charlottesville.

**Jan. 4, 1984** - Wide receiver Gary Clark became JMU's first player to be drafted to a professional football team, going as the sixth overall pick to Jacksonville in the United States Football League Draft.

**Dec. 20, 1984** - Joe Purzycki became JMU's second head coach, replacing Challace McMillin.

**April 29, 1986** - Linebacker Charles Haley, JMU's first Division I-AA First Team All-American, became the first Duke to be selected in the National Football League Draft, going in the fourth round to San Francisco.

**1987 Season** - JMU turned in its best record to date during the scholarship era, going 9-3 and reaching the NCAA Division I-AA playoffs for the first time. JMU was nationally ranked for nine straight weeks, ranking as high as third.

**Dec. 14, 1990** - Rip Scherer became JMU's third head coach, replacing Joe Purzycki.

**1991 Season** - JMU reached the second round of the NCAA Division I-AA playoffs for the first time, finishing 9-4 on the year. They were nationally ranked for nine straight weeks and beat four ranked teams, including three on the road.

**1993 Season** - JMU first played in the Yankee Conference after joining the league in 1991.

**1994 Season** - JMU set a team record for wins to that point, at 10-3, and reached the second round of the NCAA Division I-AA playoffs for the second time. JMU was nationally ranked for 10 of last 11 weeks and beat four of five ranked teams it faced.

**Jan. 23, 1995** - Alex Wood became JMU's fourth head coach, replacing Rip Scherer, who took the head coaching job at Memphis.

**1995 Season** - The 8-4 Dukes returned to the playoffs for the second straight season and were ranked in every poll during the season by The Sports Network.

**1997 Season** - The Atlantic 10 Football Conference assumed the operations of the Yankee Conference.

**March 19, 1999** - Mickey Matthews became JMU's fifth head coach, replacing Alex Wood, who resigned to take an assistant job with the Minnesota Vikings.

**1999 Season** - JMU won its first Division I conference crown, tying for first in the Atlantic 10. Mickey Matthews was named Division I-AA Coach of the Year by the Sports Network and Curtis Keaton was drafted to the NFL in the fourth round by Cincinnati. Keaton was A-10 Offensive Player of the Year while Chris Morant was Defensive Player of the Year.

**2000 Season** - Delvin Joyce became the first Division I-AA player to reach 1,000 career yards in rushing (1,260), receiving (1,009), kickoff returns (1,902) and punt returns (1,488).

**2001 Season** - Derrick Lloyd won the Buck Buchanan Award, recognizing the Division I-AA's top defensive player.

**June 6, 2003** - JMU broke ground on the Robert and Frances Plecker Athletic Performance Facility, adjacent to Bridgeforth Stadium.

**Dec. 17, 2004** - JMU won the NCAA Division I-AA national title, beating Montana 31-21 in Chattanooga, Tenn. The 13-2 Dukes set a team record for wins and became the first I-AA team to win three road playoff games in the same season. Mickey Matthews was named Division I-AA Coach of the Year by the American Football Coaches Association.

**2006 Season** - The 9-4 Dukes made their second playoff appearance in three seasons, and held national rankings in every poll by The Sports Network, including a top-10 ranking in the final seven polls.

**2007 Season** - The Colonial Athletic Association assumed the operations of the Atlantic 10 Football Conference. JMU went 8-4 and made its third NCAA appearance in four seasons, ranking in every poll by both The Sports Network and FCS coaches.

**2008 Season** - JMU won the CAA title, going 8-0 in conference play, and was the top seed for the NCAA FCS playoffs, finishing 12-2. It was JMU's fourth postseason appearance in five years and Mickey Matthews was named National Coach of the Year by The Sports Network and Liberty Mutual.

**Sept. 11, 2010** - JMU stunned No. 13 Virginia Tech 21-16 in Blacksburg, Va., outscoring the Hokies 14-3 in the second half. Drew Dudzik rushed for two touchdowns and threw for a third as the Dukes knocked off the preseason ACC favorites in the second-ever upset of a ranked FBS team by an FCS opponent.

**July 16, 2011** - Charles Haley became the first JMU and CAA player to ever be enshrined to the College Football Hall of Fame.

**Dec. 20, 2013** - Everett Withers became JMU's sixth head coach, replacing Mickey Matthews.

**2014 Season** - JMU broke nearly every passing record in program history, going 9-4 to return to the FCS playoffs for the first time since 2011. JMU won its final seven games of the regular season.

**Aug. 8, 2015** - Charles Haley became JMU's first player to be enshrined to the Pro Football Hall of Fame.

**Sept. 26, 2015** - Vad Lee was the first Division I (FCS or FBS) player to pass and rush for 275 yards in the same game, leading JMU to a 48-45 win at FBS foe SMU.

**Oct. 24, 2015** - ESPN College GameDay came to James Madison's campus, broadcasting live from the Quad and Wilson Hall. The Dukes broke the Bridgeforth Stadium attendance record (26,069) for Homecoming against Richmond.

**Jan. 18, 2016** - Mike Houston became JMU's seventh head coach, replacing Everett Withers.

**Oct. 29, 2016** - JMU scores program-record 84 points in Homecoming win against Rhode Island.

**Dec. 9, 2016** - JMU produced second-largest margin of victory in FCS playoff history with 65-7 victory against previously undefeated Sam Houston State, which was ranked #1 in both major FCS polls.

**Dec. 16, 2016** - JMU ends North Dakota State's five-year reign as national champion with a 27-17 win in Fargo, N.D., in the FCS semifinals.

**Jan. 7, 2017** - JMU defeats Youngstown State, 28-14, to win program's second national championship in Frisco, Texas.

**Oct. 14, 2017** - ESPN College GameDay returns to JMU's campus for its second nationally-televised broadcast from the Quad and Wilson Hall. The Dukes saw more than 14,000 fans attend the show, followed by a victory that afternoon against Villanova.

**Dec. 8, 2017** - JMU set a FCS playoff record by forcing 10 turnovers in its 51-16 victory against South Dakota State in the national semifinals.



# 2017 JMU All-Americans

**AP (1st)**

**FCS ADA (1st)**

**STATS (1st)**

**WALTER CAMP (1st)**

**AFCA (1st)**

**HERO SPORTS (1st)**



**AP (1st)**

**STATS (1st)**

**WALTER CAMP (1st)**

**HERO SPORTS (1st)**

**AFCA (2nd)**



**AFCA (1st)**

**AP (2nd)**

**STATS (3rd)**

**HERO SPORTS (3rd)**



**AP (1st)**

**HERO SPORTS (1st)**



**STATS (2nd)**

**HERO SPORTS (2nd)**



**HERO SPORTS (3rd)**



**HERO SPORTS (SOPHOMORE)**



**HERO SPORTS (FRESHMAN)**





# Postseason Awards

## Team Awards

2017	ECAC FCS Lambert Cup
2016	Division I FCS National Champion
	ECAC FCS Lambert Cup
2008	FCS ECAC Team of the Year
2004	Division I-AA National Champion
	Division I-AA Lambert Cup
	Division I-AA ECAC Team of the Year
1994	Division I-AA Lambert Cup

## Post-Season All-Star Games

2014	Dean Marlowe - East-West Shrine
2013	Stephon Robertson - NFLPA Collegiate Bowl
	Josh Wells - NFLPA Collegiate Bowl
2012	Earl Watford - East-West Shrine
	Leavander Jones - FCS Senior Scout
	Aaron Harper - FCS Senior Scout
2006	Alvin Banks - North-South Classic
	Corey Davis - Texas vs. Nation
	Mike Parham - National All-Stars.com
	Justin Rascati - Texas vs. Nation
2004	Tom Ridley - Hula Bowl
1999	Curtis Keaton - Blue-Gray Classic, Hula Bowl
1997	Nelson Garner - Blue-Gray Classic
1989	Steve Bates - Blue-Gray Classic

## All-Americans

### FCS Associated Press

2017	Andrew Ankrach, DL (1st)
	Jordan Brown, DB (1st)
	Aaron Stinnie, OL (1st)
	Rashad Robinson, DB (2nd)
2016	Mitchell Kirsch, OL (1st)
	Khalid Abdullah, RB (2nd)
	Rashard Davis, RS (2nd)
2015	Mitchell Kirsch, OL (3rd)
2014	Vad Lee, QB (3rd)
2013	Stephon Robertson, LB (1st)
2012	Earl Watford, OG (1st)
	Stephon Robertson, LB (2nd)
2009	Arthur Moats, DE (1st)
2008	Scott Lemn, OC (1st)
	Marcus Haywood, FS (2nd)
	Rodney Landers, QB (2nd)
2007	Tony LeZotte, FS (1st)
2006	Akeem Jordan, LB (2nd)
	Tony LeZotte, FS (2nd)
	Kevin Winston, DE (2nd)
	Corey Davis, OT (3rd)
2005	Tony LeZotte, FS (1st)
	Matt Magerko, OG (1st)
2004	Matt Magerko, OG (1st)
	Tony LeZotte, FS (2nd)
2001	Derrick Lloyd, LB (1st)
2000	Chris Morant, DE (2nd)
1999	Curtis Keaton, TB (2nd)
	Derick Pack, LB (2nd)
1998	Tony Booth, FS (3rd)
1997	Tony Booth FS (1st)
1995	John Coursey, PK (1st)
1993	Dwight Robinson, RS (3rd)
1992	Chris Parrott, FS (3rd)
1991	Eriq Williams, QB (3rd)
1990	Eupton Jackson, FS (1st)
1989	Steve Bates, DL (2nd)
1988	Shawn Woodson, LB (2nd)
	Steve Bates, DT (HM)
	Eupton Jackson, FS (HM)
1987	Carlo Bianchini, OG (1st)
	John Druett, P (3rd)
	Jim Eckenrode, DT (HM)
	Marty Fitzgerald, LB (HM)
	Neal Wilkinson, TE (HM)
1986	Carlo Bianchini, OG (HM)
	Marshall Barnes, DB (HM)
	John Druett, P (HM)
	Warren Marshall, RB (HM)
	Dean McCullough, LB (HM)
1985	Charles Haley, LB (1st)
	Warren Marshall, RB (HM)
	Doug West, NG (HM)
1984	Charles Haley, LB (HM)
	Warren Marshall, RB (HM)

	Mickey Stinnett, PK-P (HM)
1983	John Blackwell, OG (3rd)
	Gary Clark, WR (HM)
1982	John Kent, OT (2nd)
	Gary Clark, WR (HM)
	Jon Craver, DT (HM)
	Mike Thurman, DB (HM)
1981	Clyde Hoy, LB (HM)
	Scott Norwood, PK (HM)
	Nick Paulett, OG (HM)
1980	Mark Magaw, OC (HM)

### FCS American Football

#### Coaches Association

2017	Andrew Ankrach, DL (1st)
	Rashad Robinson, DB (1st)
	Aaron Stinnie, OL (2nd)
2016	Khalid Abdullah, RB (1st)
	Mitchell Kirsch, OL (1st)
2013	Stephon Robertson, LB (1st)
2012	Earl Watford, OG (1st)
2009	Arthur Moats, DE (1st)
2008	Scotty McGee, RS (1st)
2007	Tony LeZotte, FS (1st)
2006	Akeem Jordan, LB (1st)
1999	Curtis Keaton, TB (1st)
1994	Dwight Robinson, CB (1st)
1990	Eupton Jackson, FS (1st)
1989	Steve Bates, DL (1st)
1987	Carlo Bianchini, OG (1st)

### STATS/The Sports Network

2017	Andrew Ankrach, DL (1st)
	Aaron Stinnie, OL (1st)
	Raven Greene, DB (2nd)
	Rashad Robinson, DB (2nd)
2016	Rashard Davis, RS (1st)
	Mitchell Kirsch, OL (1st)
	Khalid Abdullah, RB (2nd)
	Taylor Reynolds, CB (3rd)
2015	Andrew Ankrach, LB (2nd)
	Mitchell Kirsch, OL (2nd)
	Vad Lee, QB (3rd)
2013	Stephon Robertson, LB (1st)
2012	Earl Watford, OG (1st)
	Stephon Robertson, LB (2nd)
2009	Arthur Moats, DE (1st)
	Scotty McGee, RS (2nd)
	Dorian Brooks, OG (3rd)
	Sam Daniels, DT (3rd)
2008	Scott Lemn, OC (1st)
	Marcus Haywood, FS (2nd)
	Rodney Landers, QB (2nd)
	Scotty McGee, PR (2nd)
	Dorian Brooks, OG (HM)
	Scotty McGee, KR (HM)
	Dave Stannard, PK (HM)
2007	Tony LeZotte, FS (1st)
	John Baranowsky, DT (HM)
	Justin Barnes, LB (HM)
	Scott Lemn, OC (HM)
	Dave Stannard, PK (HM)
2006	Akeem Jordan, LB (1st)
	Kevin Winston, DE (1st)
	Corey Davis, OT (2nd)
	Tony LeZotte, FS (2nd)
2005	Tony LeZotte, FS (1st)
	Matt Magerko, OG (3rd)
2004	Tony LeZotte, FS (3rd)
	Kwynn Walton, LB (3rd)
2003	Jerame Southern, DE (3rd)
2001	Derrick Lloyd, LB (1st)
2000	Chris Morant, DE (2nd)
	Derick Pack, LB (3rd)
1999	Curtis Keaton, TB (2nd)
	Chris Morant, DE (2nd)
	Derick Pack, LB (3rd)
1997	Tony Booth, FS (2nd)
	Delvin Joyce, RS (3rd)
1995	David Bailey, OC (1st)
	John Coursey, PK (2nd)
	Ed Perry, TE (3rd)
1994	Tyrone Washington, DT (2nd)
	Ed Perry, TE (3rd)
	Dwight Robinson, RS (3rd)

	John Coursey, PK (HM)
	John Kraus, OG (HM)
	Dwight Robinson, CB (HM)
	Brent Secrist, OT (HM)
1990	Eupton Jackson, FS (1st)
	D.R. Carlson, OT (2nd)
1989	Steve Bates, DL (2nd)
1987	Carlo Bianchini, OG (2nd)
	John Druett, P (2nd)

### Walter Camp Foundation

2017	Andrew Ankrach, DL (1st)
	Aaron Stinnie, OL (1st)
2016	Rashard Davis, RS (1st)
	Mitchell Kirsch, RS (1st)
2013	Stephon Robertson, LB (1st)
2012	Stephon Robertson, LB (1st)
	Earl Watford, OG (1st)
2009	Arthur Moats, DE (1st)
2008	Marcus Haywood, FS (1st)
	Scott Lemn, OC (1st)
2007	Tony LeZotte, FS (1st)
2006	Corey Davis, OT (1st)
	Akeem Jordan, LB (1st)
2005	Tony LeZotte, FS (1st)
	Matt Magerko, OG (1st)
2001	Derrick Lloyd, LB (1st)
2000	Chris Morant, DE (1st)
1998	Tony Booth, FS (1st)
1996	Ed Perry, TE (1st)
1995	Ed Perry, TE (1st)
1990	Eupton Jackson, FS (1st)

### HERO Sports

2017	Andrew Ankrach, DL (1st)
	Jordan Brown, DB (1st)
	Aaron Stinnie, OL (1st)
	Raven Greene, DB (2nd)
	Kyre Hawkins, LB (3rd)
	Rashad Robinson, DB (3rd)
	Jahee Jackson, OL (Sophomore)
	Harry O'Kelly, P (Freshman)
2016	Khalid Abdullah, RB (1st)
	Rashard Davis, RS (1st)
	Mitchell Kirsch, OL (1st)
	Taylor Reynolds, DB (2nd)
	Bryan Schor, QB (2nd)
	Aaron Stinnie, OL (2nd)
	Raven Greene, DB (3rd)

### Division I FCS ADA

2017	Andrew Ankrach, DL
2013	Stephon Robertson, LB

### College Sporting News

2015	Vad Lee, QB (HM)
2009	Arthur Moats, DE
	Dorian Brooks, OG
	Scotty McGee, KR
2008	Rodney Landers, QB
	Scott Lemn, OC (HM)
	Scotty McGee, RS
	Sam Daniels, DT (HM)
2007	Tony LeZotte, FS
	John Baranowsky, DT
2006	Akeem Jordan, LB (Def. Player of Year)
	Kevin Winston, DE

### The Sporting News

1982	Gary Clark, WR (HM)
------	---------------------

### Football News

1987	Carlo Bianchini, OG (2nd)
------	---------------------------

### Football Quarterly

1995	David Bailey
------	--------------

### ESPN/Sportsticker

1997	Tony Booth, FS (2nd)
------	----------------------

### I-AA.Org

2005	Matt Magerko, OG (3rd)
2004	Tony LeZotte, FS (1st)

### CollegeSportsReport.Com

2005	Matt Magerko, OG (1st)
	Tony LeZotte, FS (2nd)
	Clint Kent, CB (3rd)
2004	Tony LeZotte, FS (Freshman of Year)

### Sports Xchange

2005	Matt Magerko, OG (1st)
------	------------------------

### College Division Associated Press

1978	Rick Booth, OG (2nd)
	Ray Moore, DL (HM)
1977	Woody Bergeria, DL (HM)
1976	Bob Logan, DB (HM)
1975	Woody Bergeria, DL (HM)
	Dewey Windham, LB (HM)
1974	Bernard Slayton, TB (HM)

### College Division Kodak and AFCA

1978	Rick Booth, OG (1st)
1977	Woody Bergeria, DL (1st)

## Player Of The Year

### Colonial Athletic Association

2017	Andrew Ankrach, DL (def.)
	John Miller, WR (specialist)
2016	Bryan Schor, QB (off.)
	Rashard Davis, WR (specialist)
2015	Vad Lee, QB (off.)
2013	Stephon Robertson, LB (def.)
2012	Stephon Robertson, LB (def.)
2010	Stephon Robertson, LB (def. rookie)
2009	Arthur Moats, DE (def.)
	Justin Thorpe, QB (off.)
2008	Rodney Landers, QB (off.)
	Scotty McGee, CB (specialist)
	Pat Williams, SS (def. rookie)
2007	Tony LeZotte, FS (def.)

### Atlantic 10

2006	Akeem Jordan, LB (def.)
2005	Tony LeZotte, FS (def.)
2004	Tony LeZotte, FS (co-rookie)
2001	Derrick Lloyd, LB (co-def.)
1999	Curtis Keaton, TB (off.)
	Chris Morant, DE (def.)

### ECAC

2013	Stephon Robertson, LB (def.)
2008	Rodney Landers, QB (off.)

### Richmond Touchdown Club

1985	Charles Haley, LB (def.)
1975	Ron Stith, TB (college division)

### Roanoke Times & World News

2016	Bryan Schor, QB (off.)
2014	Vad Lee, QB (off.)
2013	Stephon Robertson, LB (def.)
2008	Rodney Landers, QB (off.)
2004	Tony LeZotte, FS (def.)
1990	Eupton Jackson, FS (def.)
1985	Charles Haley, LB (def.)
1982	Gary Clark, WR (off.)

### VaSID

2015	Vad Lee, QB (off.)
2014	Vad Lee, QB (off.)
2013	Stephon Robertson, LB (def.)
2009	Arthur Moats, DE (def.)
2008	Rodney Landers, QB (off.)
2006	Akeem Jordan, LB (def.)
1994	Mike Cawley, QB

### Walter Payton Award

2017	Bryan Schor, QB (finalist)
2016	Bryan Schor, QB (finalist)
2014	Vad Lee, QB (finalist)
2008	Rodney Landers, QB (runner-up)
2006	Justin Rascati, QB (finalist)
1999	Curtis Keaton, TB (finalist)

# Postseason Awards

## Buck Buchanan Award

2017	Andrew Ankrah, DL (third place)
2013	Stephon Robertson, LB (runner-up)
2012	Stephon Robertson, LB (finalist)
2009	Arthur Moats, DE (winner)
2008	Marcus Haywood, FS (finalist)
2007	Tony LeZotte, FS (finalist)
2006	Akeem Jordan, LB (runner-up)
2001	Derrick Lloyd, LB (winner)
2000	Chris Morant, DE (finalist)
1999	Derick Pack, LB (finalist)

## FCS ADA Defensive Player of the Year

2017	Andrew Ankrah, DL (winner)
------	----------------------------

## Bill Dudley Award

2016	Bryan Schor, QB (winner)
2015	Vad Lee, QB (winner) - <i>first back-to-back winner</i>
2014	Vad Lee, QB (winner)
2013	Stephon Robertson, LB (winner)
2012	Stephon Robertson, LB (finalist)
2009	Arthur Moats, DE (finalist)
2008	Rodney Landers, QB (winner)
2006	Akeem Jordan, LB (finalist)
1999	Curtis Keaton, TB (finalist)
1994	Mike Cawley, QB (finalist)
1991	Eriq Williams, QB (finalist)

## Rimington Award (Center)

2008	Scott Lemn (winner)
------	---------------------

## College Sporting News

2009	Arthur Moats, DE (winner)
2006	Akeem Jordan, LB (winner)

## Coach of the Year

### Challace McMillin 1972-84

1982	Richmond Touchdown Club Suffolk Sports Club
1978	Richmond Touchdown Club Suffolk Sports Club
1975	District III (Kodak and American Football Coaches) VCAA Richmond Touchdown Club
1974	VCAA (co-coach)

### Joe Purzycki 1985-90

1987	Virginia Sports Information Directors
------	---------------------------------------

### Rip Scherer 1991-94

1994	Virginia Sports Information Directors Richmond Touchdown Club
1991	Virginia Sports Information Directors Richmond Touchdown Club Mickey Matthews 1999-2013
2008	The Sports Network (FCS national) Liberty Mutual (FCS national) Colonial Athletic Association
2006	Richmond Touchdown Club (state)
2004	American Football Coaches (Division I-AA national) CollegeSportsReport.Com (Division I-AA national) Norfolk Sports Club (state) Portsmouth Sports Club (state) Virginia Sports Information Directors (state)
1999	The Sports Network (Division I-AA national) Atlantic 10

### Mike Houston 2016-pres.

2017	Touchdown Club of Richmond (state) Virginia Sports Information Directors (state) Norfolk Sports Club (state)
2016	American Football Coaches Association (FCS national) American Football Coaches Association (FCS regional) Colonial Athletic Association Metro New York Football Writers DC Touchdown Club Touchdown Club of Richmond (state) Virginia Sports Information Directors (state) Norfolk Sports Club (state)

## Academic All-America

### CoSIDA

1989	Mark Kiefer, DB (2nd)
1979	Ricky Leonard, DB (2nd)
1978	Warren Coleman, OT (1st) Joe Showker, PK (2nd)
1977	Warren Coleman, OT (2nd)

## Academic All-District

### CoSIDA

2015	Dominick Richards, OL (1st)
2005	Matt Magerko, OG (1st)

### ADA Academic All-Star

2015	Dominick Richards, OL
2005	Matt Magerko, OG

## All-Conference

### Colonial Athletic Association

2017	Andrew Ankrah, DL (1st, Def. Player of Year) John Miller, RS (1st, Specialist of Year) Raven Greene, S (1st) Kyre Hawkins, LB (1st) Jimmy Moreland, CB (1st) Rashad Robinson, CB (1st) Simeyon Robinson, DL (1st) Aaron Stinnie, OL (1st) Jordan Brown, S (2nd) Jahee Jackson, OL (2nd) Harry O'Kelly, P (2nd) Bryan Schor, QB (2nd, Chuck Boone Leadership) Terrence Alls, WR (3rd) Darrius Carter, DL (3rd) Brandon Hereford, LB (3rd) Trai Sharp, RB (3rd)
2016	Bryan Schor, QB (1st, Off. Player of Year) Rashad Davis, RS (1st, Specialist of Year) Khalid Abdullah, RB (1st) Andrew Ankrah, DL (1st) Raven Greene, S (1st) Mitchell Kirsch, OL (1st) Jonathan Kloosterman, TE (1st) Brandon Ravenel, WR (1st) Taylor Reynolds, CB (1st) Aaron Stinnie, OL (1st) Matt Frank, OL (2nd) Gunnar Kane, P (2nd) Gage Steele, LB (2nd) Terrence Alls, WR (3rd)
2015	Andrew Ankrah, LB (1st) Mitchell Kirsch, OL (1st) Vad Lee, QB (1st) Brandon Ravenel, WR (1st) Taylor Reynolds, CB (1st) Deane Cheatham, TE (2nd) Raven Greene, S (2nd) Cardon Johnson, RB (2nd) Alex Mosley, DL (2nd) Gunnar Kane, P (3rd)
2014	Sage Harold, DL (1st) Dean Marlowe, S (1st) Daniel Brown, WR (2nd) Mitchell Kirsch, OL (2nd) Vad Lee, QB (2nd) Taylor Reynolds, CB (2nd) Brandon Lee, DL (3rd)
2013	Stephon Robertson, LB (1st) Dae'Quan Scott, RB (1st) Jordan Stanton, DT (1st) Dean Marlowe, S (2nd); PR (3rd) Tyler Snow, DE (2nd) Gage Steele, LB (3rd)
2012	Dean Marlowe, S (1st) Stephon Robertson, LB (1st) Ryan Smith, PR (1st) Earl Watford, OG (1st) Brian Barlow, HB/TE (2nd) Dae'Quan Scott, RB (2nd) Cameron Starke, PK (2nd) Jakarie Jackson, S (3rd)

2011	David Skahn, P (3rd) Tyler Snow, DL (3rd) D.J. Bryant, DL (1st) Stephon Robertson, LB (1st) Earl Watford, OL (1st) Roane Babington, OL (2nd) Brian Barlow, HB/TE (2nd) David Skahn, P (2nd) Dae'Quan Scott, RB & KR (2nd) Pat Williams, LB (2nd) Kerby Long, WR (3rd) Dean Marlowe, DB (3rd) Lamar Middleton, DL (3rd)
2010	Ronnell Brown, DL (1st) Roane Babington, OL (2nd) Theo Sherman, OL (2nd) Jamal Sullivan, RB (2nd) Stephon Robertson, LB (3rd, Def. Rookie of the Year) Dae'Quan Scott, KR (3rd)
2009	Arthur Moats, DE (1st, Def. Player of the Year) Dorian Brooks, OG (1st) Sam Daniels, DT (2nd) Scotty McGee, CB, KR, PR (2nd) Ronnell Brown, DT (3rd) Mike Caussin, TE (3rd) Rockeed McCarter, WR (3rd) Theo Sherman, OT (3rd) Pat Williams, LB (3rd)
2008	Rodney Landers, QB (1st, Off. Player of Year) Pat Williams, SS (Def. Rookie of Year) Marcus Haywood, FS (1st) Scott Lemn, OC (1st) Evan McCollough, CB (1st) Scotty McGee, PR (1st) Hassan Abdul-Wahid, DE (2nd) Terrence Apted, OT (2nd) Dorian Brooks, OG (2nd) Eugene Holloman, TB (2nd) Scotty McGee, KR (2nd, Specialist of Year) Sam Daniels, DT (3rd) Arthur Moats, DE (3rd) Theo Sherman, OT (3rd) Griff Yancey, FB/HB (3rd)
2007	John Baranowsky, DT (1st) Scott Lemn, OC (1st) Tony LeZotte, FS, (1st) Hassan Abdul-Wahid, DE (2nd) Justin Barnes, LB (2nd) Rodney Landers, QB (2nd) Evan McCollough, CB (2nd) Dave Stannard, PK (2nd) Terrence Apted, OT (3rd) L.C. Baker, WR, PR (3rd) Jason Pritchard, P (3rd)

### Atlantic 10 Conference

2006	L.C. Baker, PR (1st) Corey Davis, OT (1st) Isaiah Dottin-Carter, LB (1st) Tony Jordan, LB (1st, Def. Player of Year) Eugene Holloman, TB (1st) Kevin Winston, DE (1st) L.C. Baker, WR (2nd) John Baranowsky, DT (2nd) Phil Minafield, WS (2nd) Justin Rascati, QB (2nd) Chuck Suppon, DT (2nd) Ardon Bransford, WR (3rd) Mike Parham, OG (3rd) Jason Pritchard, P (3rd) David Rabil, PK (3rd)
2005	Tony LeZotte, FS (1st, Def. Player of Year) L.C. Baker, RS (1st) Clint Kent, CB (1st) Matt Magerko, OG (1st) Kevin Winston, DE (1st) Alvin Banks, TB (2nd) Isai Bradshaw, DE (2nd) Corey Davis, OT (2nd) Akeem Jordan, LB (2nd) Maurice Fenner, TB (3rd) Casime Harris, TE (3rd)
2004	Tony LeZotte, FS (1st) Matt Magerko, OG (1st) Kwynn Walton, LB (1st)

	Rodney McCarter, WS (2nd) Cortez Thompson, CB (2nd) Cortez Thompson, PR (2nd) Trey Townsend, LB (2nd) Frank Cobbs, DT (3rd) David Rabil, PK (3rd) Tom Ridley, TE (3rd)
2003	Nick Englehart, P (1st) Jerame Southern, DE (1st) Dennard Melton, LB (1st) Rodney McCarter, FS (3rd)
2002	Mike Connelly, RS (1st) Jerame Southern, DE (1st) Richard Hicks, DE (2nd) Leon Steinfeld, OC (2nd) Rondell Bradley, TB (3rd) Alan Harrison, WR (3rd) Dennard Melton, LB (3rd) Justin Ruffin, FS (3rd)
2001	Derrick Lloyd, LB (1st, co-Def. Player of Year) Derick Pack, LB (1st) Burke George, PK (3rd) Richard Hicks, DE (3rd)
2000	Ron Atkins, SS (1st) Jason Inskeep, OC (1st) Chris Morant, DE (1st) Derick Pack, LB (1st) Mark Coates, CB (2nd) Ulrick Edmonds, DT (2nd) Delvin Joyce, RS (2nd) Derrick Lloyd, LB (2nd) Murray Douglas, OT (3rd)
1999	Curtis Keaton, TB (1st, Off. Player of Year) Chris Morant, DE (1st, Def. Player of Year) Ron Atkins, FS (1st) Delvin Joyce, RS (1st) Mike Luckie, LB (1st) Derick Pack, LB (1st) Dee Shropshire, OG (1st) Jason Inskeep, OC (2nd) Jason Parmer, DE (2nd) Ulrick Edmonds, DT (3rd) Mike Glover, P (3rd) Mike Glover, PK (3rd)
1998	Tony Booth, FS (1st) Curtis Keaton, TB (2nd) Chris Wright, P (2nd) Chris Morant, DE (3rd)
1997	Tony Booth, FS (1st) Delvin Joyce, RS (1st) Nelson Garner, P (2nd) Nelson Garner, PK (3rd)

### Yankee Conference

1996	Macey Brooks, WR (1st) Jay Jones, RS (1st) Ed Perry, TE (1st) John Coursey, PK (2nd) Nelson Garner, P (2nd) David Lee, SS (2nd) Jay Jones, WR (3rd) John Stein, FS (3rd)
1995	John Coursey, PK (1st) Ed Perry, TE (1st) Mike Cawley, QB (2nd) Jay Jones, WR (2nd) Brent Secrist, OG (2nd) Quincy Waller, CB (2nd) David Bailey, OC (3rd) Alonzo Bowler, LB (3rd) Nelson Garner, P (3rd) Lamont Gooding, DT (3rd) Mike Howard, DT (3rd)
1994	John Coursey, PK (1st) Ed Perry, TE (1st) Dwight Robinson, RS (1st) Dwight Robinson, CB (2nd) Tyrone Washington, DT (2nd) David Bailey, OC (3rd) Macey Brooks, WR (3rd) Mike Cawley, QB (3rd) Marcus Cuttino, DT (3rd) Clint Dunn, LB (3rd) Kelvin Jeter, TB (3rd) Brent Secrist, OT (3rd) Julius Williams, DE (3rd)



# Postseason Awards

1993 David McLeod, WR (1st)  
Dwight Robinson, RS (1st)  
Dion Foxx, DE (2nd)  
Malik Moody, DT (2nd)  
Dwight Robinson, CB (3rd)  
Trey Weis, PK (3rd)

## Virginia College Athletic Association (VCAA)

1975 Jeff Adams, OG (1st)  
Woody Bergeria, DL (1st)  
Ron Stith, TB (1st)  
Dewey Windham, LB (1st)  
Dale Eaton, DE (2nd)  
Brent Good, DB (2nd)  
Brian Grainer, OC (2nd)  
Tim Phillips, OT (2nd)  
Bernard Slayton, TB (2nd)  
Les Branich, QB (HM)  
Pat Cavanaugh, LB (HM)  
Rich Jackson, DE (HM)

1974 Les Branch, QB (1st)  
Bernard Slayton, TB (1st)  
Brent Good, DB (2nd)  
Brian Grainer, OC (2nd)  
Dewey Windham, LB (2nd)  
Mike Atalla, DB (HM)  
Woody Bergeria, DL (HM)  
Dale Eaton, DE (HM)  
Tim Phillips, OT (HM)  
Ron Stith, TB (HM)

## ECAC Division I All-Stars

2017 Andrew Ankrah, DL (1st)  
Rashad Robinson, CB (1st)  
Aaron Stinnie, OL (1st)  
Kyre Hawkins, LB (2nd)  
Jimmy Moreland, CB (2nd)

2015 Mitchell Kirsch, OL (1st)  
Vad Lee, QB (1st)  
Taylor Reynolds, CB (1st)  
Andrew Ankrah, LB (2nd)  
Ronnell Brown, DT (1st)

2010 Arthur Moats, DE (1st)  
2008 Rodney Landers, QB (1st, Off. Player of Year)  
Marcus Haywood, FS (1st)  
Scott Lemn, OC (1st)  
Scotty McGee, RS (1st)

2007 Tony LeZotte, FS (1st)  
John Baranowsky, DT (1st)

2006 L.C. Baker, RS (1st)  
Akeem Jordan, LB (1st)  
Tony LeZotte, FS (1st)  
Kevin Winston, DE (1st)  
Corey Davis, OT (1st)

2005 Tony LeZotte, FS (1st)  
Matt magerko, OG (1st)  
Kevin Winston, DE (1st)  
L.C. Baker, RS (HM)  
Clint Kent, CB (HM)

2004 Tony LeZotte, FS (1st)  
Matt Magerko, OG (1st)  
Kwynn Walton, LB (1st)

2003 Nick Englehart, P (1st)  
Jerame Southern, DE (1st)

2001 Derrick Lloyd, LB (1st)  
2000 Chris Morant, DE (1st)  
Derick Pack, LB (1st)  
Ron Atkins, SS (2nd)  
Jason Inskeep, OC (2nd)

1999 Curtis Keaton, TB (1st, co-off. player of year)  
Ron Atkins, FS (1st)  
Derick Pack, LB (1st)  
Delvin Joyce, RS (2nd)  
Chris Morant, DE (2nd)  
Mike Luckie, LB (2nd)

1998 Tony Booth, FS (1st)  
Delvin Joyce, RS (1st)  
Chris Wright, P (2nd)

1997 Tony Booth, FS (1st)  
Delvin Joyce, RS (1st)  
Carter Robertson, OT (2nd)

1996 John Coursey, PK (1st)  
Ed Perry, TE (1st)  
Jay Jones, WR (2nd)

1995 John Coursey, PK (2nd)  
1994 Tyrone Washington, DT (1st)  
John Coursey, PK (2nd)  
Dwight Robinson, CB (2nd)  
Dwight Robinson, RS (2nd)

1993 Dion Foxx, DE (1st)  
Dwight Robinson, RS (1st)  
Trey Weis, PK (2nd)

1992 Chris Parrott, FS (1st)  
Brian Kagle, OG (2nd)  
Kenny Sims, TB (2nd)

1991 Shannon Vissman, LB (2nd)  
1990 D.R. Carlson, OT (2nd)  
Eupton Jackson, FS (2nd)

1989 Scott Todd, P (2nd, tie)  
1988 Steve Bates, DT (2nd)  
1987 John Druiett, P (1st)  
Carlo Bianchini, OG (2nd)  
Jim Eckenrode, DT (2nd)

1986 Marshall Barnes, FB (2nd)  
John Druiett, P (2nd)  
Warren Marshall, RB (2nd)

1985 Charles Haley, LB (1st)  
1984 Charles Haley, LB (HM)  
Mickey Stinnett, PK (HM)

1983 Mickey Stinnett, P (2nd)  
1982 Gary Clark, WR (HM)  
Jon Craver, DT (HM)

1980 Mark Magaw, OC (1st)  
Scott Norwood, PK (1st)

## ECAC Division III

1978 Rick Booth, OG (1st)  
Ray Moore, DE (1st)

## Northeast Region (Football Weekly)

2006 L.C. Baker, PR (1st)  
Akeem Jordan, LB (1st)  
Tony LeZotte, FS (1st)  
Kevin Winston, DE (1st)  
Corey Davis, OT (2nd)  
Chuck Suppon, DT (2nd)  
Isaiah Dottin-Carter, LB (2nd)  
L.C. Baker, WR (HM)  
Eugene Holloman, TB (HM)  
Justin Rascati, QB (HM)

2005 Tony LeZotte, FS (1st)  
Matt Magerko, OG (1st)  
Clint Kent, CB (2nd)  
Kevin Winston, DE (2nd)  
Akeem Jordan, LB (3rd)

2009 Arthur Moats, DE (1st, Def. Player of the Year)  
Dorian Brooks, OG (1st)  
Scotty McGee, RS (1st)  
Mike Caussin, TE (2nd)  
Sam Daniels, DT (2nd)  
Scotty McGee, CB (2nd)  
Theo Sherman, OT (2nd)

2008 Rodney Landers, QB (1st, Off. Player of Year)  
Terrence Apted, OT (1st)  
Marcus Haywood, FS (1st)  
Scott Lemn, OC (1st)  
Scotty McGee, RS (1st)  
Dorian Brooks, OG (2nd)  
Hassan Abdul-Wahid, DE (2nd)  
Eugene Holloman, TB (2nd)  
Evan McCollough, CB (2nd)  
Arthur Moats, DE (2nd)  
Theo Sherman, OT (2nd)

2007 Rodney Landers, QB (1st)  
Scott Lemn, OC (1st)  
Tony LeZotte, FS (1st)  
Terrence Apted, OT (2nd)  
John Baranowsky, DT (2nd)  
Marcus Haywood, SS (2nd)

2006 L.C. Baker, WR (1st)  
Corey Davis, OT (1st)  
Akeem Jordan, LB (1st, def. player of year)  
Tony LeZotte, FS (1st)  
Mike Parham, OG (1st)  
Justin Rascati, QB (1st)  
Kevin Winston, DE (1st)  
Isaiah Dottin-Carter, LB (2nd)  
Vernon Eason, OG (2nd)  
Eugene Holloman, TB (2nd)  
Phil Minafield, FS (2nd)  
Jason Pritchard, P (2nd)

2005 Alvin Banks, TB (1st)  
Clint Kent, CB (1st)  
Tony LeZotte, FS (1st)  
Matt Magerko, OG (1st)  
Kevin Winston, DE (1st)  
L.C. Baker, RS (2nd)  
Corey Davis, OT (2nd)  
Casime Harris, TE (2nd)  
Akeem Jordan, LB (2nd)

2004 Tony LeZotte, FS (1st)  
Matt Magerko, OG (1st)  
Kwynn Walton, LB (1st)

2003 Nick Englehart, P (1st)  
Jerame Southern, DE (1st)

## All-State

## Virginia Association of Sports Information Directors

2017 Andrew Ankrah, DL (1st)  
Jordan Brown, S (1st)  
Kyre Hawkins, LB (1st)  
Jahee Jackson, OL (1st)  
Marcus Marshall, RB (1st)  
Jimmy Moreland, CB (1st)  
Rashad Robinson, CB (1st)  
Simeyon Robinson, DL (1st)  
Aaron Stinnie, OL (1st)  
Raven Greene, S (2nd)  
Brandon Hereford, LB (2nd)  
Harry O'Kelly, P (2nd)  
Ethan Ratke, K (2nd)  
Bryan Schor, QB (2nd)

2016 Bryan Schor, QB (1st, Off. Player of the Year)  
Khalid Abdullah, RB (1st)  
Rashad Davis, RS (1st); WR (2nd)  
Raven Greene, S (1st)  
Mitchell Kirsch, OL (1st)  
Taylor Reynolds, CB (1st)  
Aaron Stinnie, OL (1st)  
Andrew Ankrah, DL (2nd)  
Matt Frank, OL (2nd)  
Gunnar Kane, P (2nd)  
Jonathan Kloosterman, TE (2nd)  
Brandon Ravenel, WR (2nd)  
Gage Steele, LB (2nd)  
Martez Stone, DL (2nd)

2015 Vad Lee, QB (1st, Off. Player of the Year)

Andrew Ankrah, LB (1st)  
Mitchell Kirsch, OL (1st)  
Taylor Reynolds, CB (1st)  
Deane Cheatham, TE (2nd)  
Raven Greene, S (2nd)

2014 Vad Lee, QB (1st, Off. Player of the Year)  
Sage Harold, DL (1st)  
Dean Marlowe, S (1st)  
Deane Cheatham, TE (2nd)  
Mitchell Kirsch, OL (2nd)  
Taylor Reynolds, CB (2nd)

2013 Stephon Robertson, LB (1st., Def. Player of the Year)  
Dae'Quan Scott, RB (1st)  
Jordan Stanton, DT (1st)  
Josh Wells, OL (2nd)  
Dean Marlowe, S (2nd)  
Stephon Robertson, LB (1st)  
Earl Watford, OL (1st)  
Dae'Quan Scott, RB (2nd)  
Brian Barlow, TE (2nd)  
Tyler Snow, DT (2nd)  
Dean Marlowe, FS (2nd)  
Ryan Smith, RS (2nd)

2011 D.J. Bryant, DE (1st)  
Stephon Robertson, LB (1st)  
Earl Watford, OL (1st)  
Roane Babington, OL (2nd)  
Brian Barlow, TE (2nd)  
Dean Marlowe, S (2nd)  
Dae'Quan Scott, RB (2nd)  
Vidal Nelson, LB (1st)  
Roane Babington, OL (2nd)  
Ronnell Brown, DL (2nd)  
Stephon Robertson, LB (2nd)  
Jakarie Jackson, S (2nd)  
Dae'Quan Scott, RS (2nd)

2009 Arthur Moats, DE (1st, Def. Player of the Year)  
Dorian Brooks, OG (1st)  
Scotty McGee, RS (1st)  
Mike Caussin, TE (2nd)  
Sam Daniels, DT (2nd)  
Scotty McGee, CB (2nd)  
Theo Sherman, OT (2nd)

2008 Rodney Landers, QB (1st, Off. Player of Year)  
Terrence Apted, OT (1st)  
Marcus Haywood, FS (1st)  
Scott Lemn, OC (1st)  
Scotty McGee, RS (1st)  
Dorian Brooks, OG (2nd)  
Hassan Abdul-Wahid, DE (2nd)  
Eugene Holloman, TB (2nd)  
Evan McCollough, CB (2nd)  
Arthur Moats, DE (2nd)  
Theo Sherman, OT (2nd)

2007 Rodney Landers, QB (1st)  
Scott Lemn, OC (1st)  
Tony LeZotte, FS (1st)  
Terrence Apted, OT (2nd)  
John Baranowsky, DT (2nd)  
Marcus Haywood, SS (2nd)

2006 L.C. Baker, WR (1st)  
Corey Davis, OT (1st)  
Akeem Jordan, LB (1st, def. player of year)  
Tony LeZotte, FS (1st)  
Mike Parham, OG (1st)  
Justin Rascati, QB (1st)  
Kevin Winston, DE (1st)  
Isaiah Dottin-Carter, LB (2nd)  
Vernon Eason, OG (2nd)  
Eugene Holloman, TB (2nd)  
Phil Minafield, FS (2nd)  
Jason Pritchard, P (2nd)

2005 Alvin Banks, TB (1st)  
Clint Kent, CB (1st)  
Tony LeZotte, FS (1st)  
Matt Magerko, OG (1st)  
Kevin Winston, DE (1st)  
L.C. Baker, RS (2nd)  
Corey Davis, OT (2nd)  
Casime Harris, TE (2nd)  
Akeem Jordan, LB (2nd)

2004 Tony LeZotte, FS (1st)  
Matt Magerko, OG (1st)  
Kwynn Walton, LB (1st)

2003 Nick Englehart, P (1st)  
Jerame Southern, DE (1st)

Rodney McCarter, FS (1st)  
Dennard Melton, LB (1st)

2002 Jerame Southern, DE (1st)  
2001 Derrick Lloyd, LB (1st)  
Derick Pack, LB (1st)  
Ron Atkins, SS (1st)  
Jason Inskeep, OC (1st)  
Chris Morant, DE (1st)  
Derick Pack, LB (1st)

1999 Ron Atkins, FS (1st)  
Curtis Keaton, TB (1st)  
Mike Luckie, LB (1st)  
Chris Morant, DE (1st)  
Derick Pack, LB (1st)

1998 Tony Booth, FS (1st)  
Delvin Joyce, RS (1st)  
Earnest Payton, WR (1st)

1997 Tony Booth, FS (1st)  
Delvin Joyce, RS (1st)

1996 Macey Brooks, WR (1st)  
Bryan Jackson, OT (1st)  
Jay Jones, RS (1st)  
Ed Perry, TE (1st)

1995 Mike Cawley, QB (1st, tie)  
John Coursey, PK (1st)  
Jay Jones, WR (1st)  
Ed Perry, TE (1st)

1994 Mike Cawley, QB (1st, Player of Year)  
Ed Perry, TE (1st)  
Dwight Robinson, CB (1st)  
Dwight Robinson, RS (1st)  
Brent Secrist, OT (1st)  
Tyrone Washington, DT (1st)

1993 Dion Foxx, DE (1st)  
David McLeod, WR (1st)  
Dwight Robinson, CB (1st)  
Dwight Robinson, RS (1st)  
Trey Weis, PK (1st)

1992 Scott Frazier, P (1st)  
Brian Kagle, OG (1st)  
David McLeod, WR (1st)  
Chris Parrott, FS (1st)  
Kenny Sims, TB (1st)  
Derek Spangler, OT (1st)

1991 Richard Bryant, LB (1st)  
David McLeod, WR (1st)  
Doug Murphy, OC (1st)  
Clive Pettis, NG (1st)  
Kenny Sims, TB (1st)  
Chris Thurman, OG (1st)  
Shannon Vissman, LB (1st)

1990 Eric Baylor, OG (1st)  
D.R. Carlson, OT (1st)  
Eupton Jackson, FS (1st)  
Shannon Vissman, LB (1st)

1989 Steve Bates, DL (1st)  
Richie Bresee, OG (1st)  
D.R. Carlson, OT (1st)  
Rob Howard, OC (1st)  
Eupton Jackson, FS (1st)  
Darryl Thompson, LB (1st)  
Scott Todd, P (1st)

1988 Eupton Jackson, FS (1st)  
Greg Medley, FB (1st)  
Shawn Woodson, LB (1st)

1987 Carlo Bianchini, OG (1st)  
John Druiett, P (1st)  
Jim Eckenrode, DT (1st)  
Marty Fitzgerald, LB (1st)  
Roy Delph, OT (1st)  
Greg Medley, FB (1st)  
Shawn Woodson, LB (1st)

1986 Warren Marshall, FB (1st)  
Carlo Bianchini, OG (1st)  
Marshall Barnes, DB (1st)  
Greg Colvin, NG (1st)  
Dean McCullough, LB (1st)

1984 Mickey Stinnett, tie for PK (1st)  
1983 John Blackwell, OG (1st)  
Gary Clark, WR (1st)  
Charles Haley, LB (1st)  
Mike Setser, DT (1st)  
Mickey Stinnett, P; tie for PK (1st)

# Postseason Awards

## Roanoke Times & World News

2017	Andrew Ankrah, DL (1st, Def. Player of the Year) Jordan Brown, DB (1st) Kyre Hawkins, LB (1st) Jahee Jackson, OT (1st) Marcus Marshall, RB (1st) Rashad Robinson, DB (1st) Aaron Stinnie, OT (1st) Raven Greene, DB (2nd) Jimmy Moreland, DB (2nd) Ethan Ratke, K (2nd) Simeyon Robinson, DL (2nd) Bryan Schor, QB (2nd)
2016	Bryan Schor, QB (1st, Off. Player of the Year) Khalid Abdullah, RB (1st) Andrew Ankrah, DL (1st) Rashard Davis, RS (1st) Raven Greene, DB (1st) Mitchell Kirsch, OL (1st) Taylor Reynolds, DB (1st) Matt Frank, OG (2nd) Jonathan Kloosterman, TE (2nd) Aaron Stinnie, OT (2nd)
2015	Andrew Ankrah, LB (1st) Mitchell Kirsch, OT (1st) Vad Lee, QB (1st) Taylor Reynolds, CB (1st) Deane Cheatham, TE (2nd) Alex Mosley, DL (2nd)
2014	Vad Lee, QB (1st, Off. Player of the Year) Mitchell Kirsch, OT (1st) Sage Harold, DL (1st) Dean Marlowe, DB (1st) Taylor Reynolds, DB (2nd)
2013	Stephon Robertson, LB (1st, Def. Player of the Year) Dae'Quan Scott, RB (1st) Jordan Stanton, DL (1st) Josh Wells, OT (2nd)
2012	Dean Marlowe, S (1st) Stephon Robertson, LB (1st) Earl Watford, OL (1st) Dae'Quan Scott, RB (2nd) Brian Barlow, TE (2nd) Tyler Snow, DL (2nd)
2011	D.J. Bryant, DL (1st) Stephon Robertson, LB (1st) Dae'Quan Scott, RB (2nd) Earl Watford, OG (2nd) Dean Marlowe, DB (2nd)
2010	Roane Babington, OC (1st) Ronnell Brown, DL (1st) Theo Sherman, OT (2nd) Stephon Robertson, LB (2nd)
2009	Arthur Moats, DE (1st) Theo Sherman, OT (1st) Dorian Brooks, OG (2nd) Mike Caussin, TE (2nd) Scotty McGee, CB (2nd)
2008	Rodney Landers, QB (1st, Off. Player of Year) Terrence Apted, OT (1st) Scott Lemn, OC (1st) Scotty McGee, RS (1st) Hassan Abdul-Wahid, DE (2nd) Evan McCollough, CB (2nd) Theo Sherman, OT (2nd)
2007	Terrence Apted, OT (1st) Rodney Landers, QB (1st) Tony LeZotte, FS (1st) John Baranowsky, DT (2nd) Scott Lemn, OC (2nd) Evan McCollough, CB (2nd)
2006	Corey Davis, OT (1st) Akeem Jordan, LB (1st) Tony LeZotte, FS (1st) Justin Rascati, QB (1st) Kevin Winston, DE (1st) L.C. Baker, WR (2nd) Isaiah Dottin-Carter, LB (2nd) Eugene Holloman, TB (2nd) Phil Minafield, WS (2nd) Mike Parham, OG (2nd) Chuck Suppon, DT (2nd)
2005	Alvin Banks, TB (1st) Tony LeZotte, FS (1st) Matt Magerko, OG (1st)

	Corey Davis, OT (2nd) Kevin Winston, DE (2nd) Clint Kent, CB (2nd)
2004	Tony LeZotte, FS (1st, Def. Player of Year) Matt Magerko, OG (1st) Kwynn Walton, LB (1st) Frank Cobbs, DT (2nd) Trey Townsend, LB (2nd) Rodney McCarter, WS (2nd) Cortez Thompson, CB (2nd)
2003	Jerame Southern, DE (1st) Dennard Melton, LB (1st) Nick Englehart, P (2nd) Alan Harrison, WR (2nd) Rodney McCarter, FS (2nd)
2002	Jerame Southern, DE (1st) Richard Hicks, DE (2nd) Justin Ruffin, FS (2nd)
2001	Derrick Lloyd, LB (1st) Derick Pack, LB (2nd)
2000	Ron Atkins, SS (1st) Jason Inskeep, OC (1st) Chris Morant, DE (1st) Derick Pack, LB (1st) Mark Coates, CB (2nd)
1999	Ron Atkins, FS (1st) Curtis Keaton, TB (1st) Chris Morant, DE (1st) Derick Pack, LB (1st) Dee Shropshire, OG (1st) Delvin Joyce, RS (2nd) Mike Luckie, LB (2nd)
1998	Tony Booth, FS (1st) Delvin Joyce, RS (1st) Curtis Keaton, TB (2nd) Earnest Payton, WR (2nd)
1997	Tony Booth, FS (1st) Nelson Garner, P (2nd) Delvin Joyce, RS (2nd) Earnest Payton, WR (2nd)
1996	Macey Brooks, WR (1st) Ed Perry, TE (1st) Nelson Garner, P (2nd) Jay Jones, WR (2nd) David Lee, SS (2nd)
1995	Jay Jones, WR (1st) Ed Perry, TE (1st) Quincy Waller, CB (1st) David Bailey, OC (2nd) Mike Cawley, QB (2nd) John Coursey, PK (2nd) Brent Secrist, OG (2nd)
1994	Mike Cawley, QB (1st) Kelvin Jeter, TB (1st) Ed Perry, TE (1st) Dwight Robinson, RS (1st) Macey Brooks, WR (2nd) David Bailey, OC (2nd) Brent Secrist, OT (2nd) Tyrone Washington, DT (2nd) Dwight Robinson, CB (2nd)
1993	Dion Foxx, DE (1st) David McLeod, WR (1st) John Kraus, OG (2nd) Malik Moody, DT (2nd) Dwight Robinson, CB (2nd) Trey Weis, PK (2nd)
1992	Scott Frazier, P (1st) David McLeod, WR (1st) Chris Parrott, FS (1st) Kenny Sims, TB (1st) Derek Spangler, OT (1st) Jim Chroniger, LB (2nd) Brian Kagle, OG (2nd) Don Phelps, CB (2nd) Dwight Robinson, RS (2nd) Eriq Williams, QB (2nd)
1991	Richard Grevious, SS (1st) Kenny Sims, TB (1st) Chris Thurman, OG (1st) Clive Pettis, NG (2nd) Shannon Vissman, LB (2nd) Eriq Williams, QB (2nd)
1990	Eupton Jackson, FS (1st, Def. Player of the Year) D.R. Carlson, OT (1st) Eupton Jackson, FS (1st)

	Scott Todd, P (1st) Eric Baylor, OG (2nd) Shannon Vissman, LB (2nd)
1989	Steve Bates, DL (1st) Richie Bresee, OG (1st) Rob Howard, OC (1st) Scott Todd, P (1st) D.R. Carlson, OT (2nd) Paul Fornadel, NG (2nd) Sonny Smith, LB (2nd)
1988	Chris Schellhammer, OG (1st) Shawn Woodson, LB (1st) Greg Medley, RB (1st) Keith Thornton, WR (HM) Steve Bates, DT (HM) Greg Colvin, DT (HM) Eupton Jackson, FS (HM) Dan Kobosko, LB (HM) Scott Todd, P (HM)
1987	Carlo Bianchini, OG (1st) John Druiett, P (1st) Jim Eckenrode, DT (1st) Marty Fitzgerald, LB (1st) Rob Howard, OC (1st) Tony Graddy, HB (1st) Roy Delph, OT (HM) Tim Garrity, PK (HM) Chris Jacobs, SS (HM) Greg Medley, FB (HM) Neal Wilkinson, TE (HM) Shawn Woodson, LB (HM)
1986	Warren Marshall, RB (1st) Carlo Bianchini, OG (1st) Shawn Woodson, LB (1st) Marshall Barnes, DB (2nd) Greg Colvin, NG (2nd) John Druiett, P (2nd) Dean McCullough, LB (2nd) Marcus Adkins, DB (HM) Eric Green, QB (HM) Neal Wilkinson, TE (HM)
1985	Charles Haley, LB (1st, Def. Player of the Year) Marshall Barnes, DB (2nd) Doug West, NG (2nd) Marcus Adkins, DB (HM) Kenny Dalton, OG (HM) Steve Hamm, OC (HM) Warren Marshall, RB (HM)
1984	Charles Haley, LB (1st) Warren Marshall, RB (1st) Mickey Stinnett, PK (1st), P (HM) Greg Dyer, DT (2nd) Marshall Barnes, DB (2nd) Mike Setser, DT (HM) Greg Smith, OC (HM)
1983	John Blackwell, OG (1st) Gary Clark, WR (1st) Charles Haley, LB (2nd) Mike Setser, DT (2nd) Mickey Stinnett, P, PK (2nd)
1982	Gary Clark, WR (1st, Off. Player of the Year) John Blackwell, OG (1st) Charles Haley, DE (1st) Jon Carver, DT (2nd) Jon Roddy, QB (2nd) Mickey Stinnett, PK (2nd) Mike Thurman, DB (2nd)
1981	Greg Caldwell, P (1st) Nick Paulett, OG (1st) Bruce Morton, DB (2nd) Scott Norwood, PK (2nd)
1980	Scott Norwood, PK (1st) John Kubesh, DL (2nd)



# Postseason Awards

## JMU MVPs

Awards named for individuals beginning in 1999

Team — Dean Ehlers

Offensive — Gary Clark

Defensive — Charles Haley

Special Teams — Challace McMillin

1972	Larry Crabill, swingback
1973	Len Fields, swingback
1974	Bernard Slayton, TB
1975	Defense-Dewey Windham, LB
	Offense-Ron Stith, TB
1976	Defense-Bob Logan, DB
	Offense-Ron Stith, TB
1977	Defense-Woody Bergeria, NG
	Offense-John Bowers, QB
	Shane Hast, FB
1978	Defense-Dale Caparaso, LB
	Ray Moore, DE
	Offense-Nick Paulett, OT
1979	Defense-Conrad Green, DB
	Offense-Nick Paulett, OT
1980	Defense-John Kubesh, NG
	Offense-Butch Robinson, TB
	Frankie Walker, QB
1981	Defense-Clyde Hoy, LB
	Offense-Nick Paulett, OG
1982	Defense-Jon Craver, DT
	Offense-Gary Clark, WR
1983	Defense-Charles Haley, LB
	Offense-Gary Clark, WR
1984	Defense-Charles Haley, LB
	Offense-Warren Marshall, RB
1985	Defense-Charles Haley, LB
	Offense-Warren Marshall, RB
1986	Defense-Dean McCullough, LB
	Offense-Warren Marshall, RB
1987	Defense-Marty Fitzgerald, LB
	Offense-Eric Green, QB
	Tony Graddy, HB
1988	Defense-Shawn Woodson, LB
	Offense-Tim Garrity, PK
1989	Defense-Sonny Smith, LB
	Offense-Greg Medley, RB
1990	Defense-Eupton Jackson, FS
	Offense-D.R. Carlson, OT
1991	Kenny Sims, TB
	Eriq Williams, QB
1992	Kenny Sims, TB
1993	David McLeod, WR
1994	Mike Cawley, QB
1995	Mike Cawley, QB
1996	Macey Brooks, WR
	Jay Jones, WR
1997	Tony Booth, FS
	Offense-Earnest Payton, WR
1998	Tony Booth, FS
	Offense-Curtis Keaton, TB
	Defense-Mike Masella, SS
1999	Curtis Keaton, TB
	Offense-Curtis Keaton, TB
	Defense-Chris Morant, DE
	Specialist-Delvin Joyce, TB
2000	Delvin Joyce, TB
	Offense-Delvin Joyce, TB
	Defense-Derrick Pack, LB
	Specialist-Delvin Joyce, TB
2001	Derrick Lloyd, LB
	Offense-Robert Carson, FB
	Defense-Derrick Lloyd, LB
	Specialist-Rodney McCarter
2002	Richard Hicks, DE
	Offense-Rondell Bradley, TB
	Alan Harrison, WR
	Defense-Jerame Southern, DE
	Specialist-Rodney McCarter
2003	Jerame Southern, DE
	Offense-Alvin Banks, TB
	Defense-Jerame Southern, DE
	Specialist -Nick Englehart, P
2004	Raymond Hines, TB
	Offense - Justin Rascati, QB
	Defense - Trey Townsend, LB
	Specialist - Rodney McCarter, WS
2005	Clint Kent, CB
	Offense - Alvin Banks, TB
	Defense - Akeem Jordan, LB; Tony LeZotte, FS
	Specialist - L.C. Baker, WR
2006	Akeem Jordan, LB
	Offense - Eugene Holloman, TB; Justin Rascati, QB
	Defense - Kevin Winston, DE

Specialist - L.C. Baker, WR

2007	Rodney Landers, QB
	Tony LeZotte, FS
	Offense: Antoine Bolton, TB
	Defense: Justin Barnes, LB
	Specialist: Scotty McGee, CB
2008	Rodney Landers, QB
	Offense: Eugene Holloman, TB
	Defense: Marcus Haywood, FS
	Specialist: Scotty McGee, CB
2009	Arthur Moats, DE
	Offense: Mike Caussin, TE
	Rockeed McCarter, WR
	Defense: Sam Daniels,, DT
	Specialist: Scotty McGee, CB
	Jon Rose, SS
2010	Jamal Sullivan, RB
	Offense: Dae'quan Scott
	Defense: Pat Williams, LB; Stephon Robertson, LB
	Specialist: Dae'Quan Scott
2011	Dae'Quan Scott, RB
	Offense: Justin Thorpe, QB
	Defense: D.J. Bryant, DE
	Specialist: Cameron Starke, K
2012	Stephon Robertson, LB
	Offense: Dae'Quan Scott, RB
	Defense: Dean Marlowe, S
	Specialist: Chris Beaver, LS; Ryan Smith, RS
2013	Stephon Robertson, LB
	Offense: Dae'Quan Scott, RB
	Defense: Jordan Stanton, DT
	Specialist: Connor Arnone, K
2014	Vad Lee, QB
	Offense: Vad Lee, QB
	Defense: Dean Marlowe, S
	Specialist: Justin Wellons, CB
2015	Vad Lee, QB
	Offense: Vad Lee, QB
	Defense: Taylor Reynolds, CB
	Specialist: Gunnar Kane, P
2016	Bryan Schor, QB
	Offense: Khalid Abdullah, RB
	Defense: Raven Greene, S; Gage Steele, LB
	Specialist: Robert Carter Jr., CB; Rashard Davis, WR
2017	Entire Team
	Offense: Bryan Schor, QB
	Defense: Andrew Ankrh, DL; Jordan Brown, S;
	Kyre Hawkins, LB
	Specialist: Harry O'Kelly

## Bob Yetzer Award (Leadership)

1978	John Bowers, QB
1979	Pat Nalls, DE
1980	Paul Barnes, OT
1981	John Skelly, DG
1982	Chuck May, TB
1983	Dave McKenna, TE
1984	Mike Setzer, DT
1985	Dan Robertson, WR
1986	Marcus Adkins, CB
1987	Carlo Bianchini, OG
1988	Greg Colvin, DT
1989	Darryl Thompson, LB
1990	Eupton Jackson, FS
1991	Clive Pettis, DT
1992	Brian Kagle, OG
1993	Brad Morris, OC
1994	Clint Dunn, LB
1995	Matt Ricciardi, OT
1996	David Lee, SS
1997	Doug Bigelow, LB
1998	Mike Masella, SS
1999	Jason Parmer, DE / Dee Shropshire, OG
2000	Zeb Clark, LB
2001	Andrew Owen, DT / Jason Thompson, WR
2002	Reggie Taylor, SS
2003	Dennard Melton, LB
2004	Matt LeZotte, QB
2005	Justin Rascati, QB
2006	Justin Rascati, QB
2007	John Baranowsky, DT
2008	Rodney Landers, QB
2009	Charlie Newman, TE
2010	Vidal Nelson, S
2011	Pat Williams, LB / Vidal Nelson, LB
2012	Brian Barlow, TE
2013	Tyler Snow, DE
2014	DeAndre' Smith, WR
2015	Austin Lane, OL
2016	Gage Steele, LB
2017	Raven Greene, S; John Miller, WR

## John Kraus Award (Spirit, Determination)

1995	David Byerly, OT
1996	Chet Mitchell, OG
1997	Corey Clark, OC
1998	Tom Hamilton, WR
1999	DeLane Fitzgerald, FB
2000	Delvin Joyce, TB
2001	Zach Annon, OT
2002	Reggie Taylor, SS
2003	Tim Smith, DE
2004	Trey Townsend, LB
2005	Matt Magerko, OG
2006	Will Patrick, FB
2007	Nick Adams, WS
2008	Hassan Abdul-Wahid, DE
2009	Mike Caussin, TE
2010	Nick Emmons, DL
2011	Vidal Nelson, LB
2012	Ryan Smith, S
2013	Pete Rose, S
2014	Daniel Brown, WR
2015	Ryan Maglio, K
2016	Matt Frank, OL
2017	Brandon Hereford, LB

## Doug West Award (Scout Team)

1999	Luke Young, DT
2000	Joe Cromwell, WR / Trey Townsend, LB
2002	Tahir Hinds, WR / Will Patrick, LB
2003	Antoinne Bolton, TB / Will Patrick, LB
2004	Rodney Landers, QB / Adam Ford, CB
2005	Scotty McGee, RB / Michael Brown, LB
2006	Matt Goff, WR / Jonas Rawlins, LB
2007	Kerby Long, WR / Colin Fitz-Maurice, S
2008	Justin Thorpe, QB
2009	Dae'Quan Scott, WR
2010	Josh Hogan, DL
2011	Quintin Hunter, WR / Alex Mosley, DL
2012	Mack Spees, QB / Justin Baker, DL
2013	Matt Frank, OL / Cody Hendrickson DT
2014	Hunter Etheridge, QB / Jake Marten, DE
2015	Jerry Reese, Jr., QB / David Allely, LB
2016	J.T. Timming, OL / Devin Medley, LB / D'Angelo Amos, CB
2017	Joe Fishpaw, OL / Sam Kidd, S / Kyle Davis, LS

## Casey Carter Award (Academics)

2003	Jamaal Crowder, OT
2004	Cortez Thompson, CB
2005	Demetrius Shambley, DT
2006	Isaiah Dottin-Carter, LB / Kevin Winston, DE
2007	Justin Barnes, LB / Marvin Brown, TE
2008	Terrence Apted, OT
2009	Dorian Brooks, OG
2010	Jamal Sullivan, RB
2011	D.J. Bryant, DE
2012	Peter Rose, S
2013	Dae'Quan Scott, RB
2014	Kyre Hawkins, LB
2015	Dominick Richards, OL
2016	Simeyon Robinson, DL
2017	Terrence Alls, WR

## Drs. Irvin Hess/Walter Green (Overcoming Hardship)

2006	Kevin Winston, DE
2007	Terrence Apted, OT
2008	Eugene Holloman, TB
2009	Scotty McGee, CB
2010	Max Alexandre, DL
2011	Nick Emmons, DL
2012	Jamie Veney, LB
2013	Scott Jones, OL
2014	Matt Williams, OL
2015	Cardon Johnson, RB
2016	Jonathan Kloosterman, TE / Bryan Schor, QB
2017	Jonathan Kloosterman, TE

## Lineman Of The Year

2007:	Offense: Veron Eason, G
	Defense: John Baranowsky, T
2008	Offense: Scott Lemm, C
	Defense: Arthur Moats, E
2009	Offense: Dorian Brooks, G
	Defense: Sam Daniels, T
2010	Offense: Theo Sherman, T
	Defense: Ronnell Brown, T
2011:	Offense: Earl Watford, G
	Defense: D.J. Bryant, E
2012:	Offense: Earl Watford, G
	Defense: Tyler Snow, T

2013:	Offense: Josh Wells, T
	Defense: Tyler Snow, E
2016:	Offense: Aaron Stinnie, T
	Defense: Martez Stone, E
2017	Offense: Aaron Stinnie, T
	Defense: Simeyon Robinson, T

## The Madison Man

2016	Brandon Ravenel, WR
------	---------------------

## Rookie of the Year

2016	Cole Johnson, QB
2017	Liam Fornadel, OL

## Unsung Hero

2016	Daniel Schiele, TE
2017	Taylor Woods, RB

## Iron Dukes Award

2016	Jonathan Kloosterman, TE
2017	Kyre Hawkins, LB

## JMU Male Athlete of the Year

1984	Gary Clark, WR
1985	Warren Marshall, RB
1986	Charles Haley, LB
1987	Warren Marshall, RB
1990	Steve Bates, DL
1996	Mike Cawley, QB
1998	Tony Booth, DB
2000	Curtis Keaton, RB
2001	Delvin Joyce, RB
2002	Derrick Lloyd, LB
2005	Matt Magerko, OL
2006	Tony LeZotte, FS (co-winner)
2008	Tony LeZotte, FS
2009	Rodney Landers, QB
2010	Arthur Moats, DE
2014	Stephon Robertson, LB
2015	Vad Lee, QB
2016	Vad Lee, QB
2017	Bryan Schor, QB

## JMU Male Scholar-Athlete of the Year

1983	Jon Craver, DL
1990	Mark Kiefer, DB
1992	Shannon Vissman, LB
1996	Carter Robertson, OL
1997	Dirk Phillips, DL
2005	Trey Townsend, LB
2006	Matt Magerko, OG
2009	Dave Stannard, PK
2016	Dominick Richards, OL
2017	Bryan Schor, QB

## JMU Athletic Hall of Fame (Football Inductees)

1992	Scott Norwood, PK (1978-81)
1993	Ron Stith, TB (1973-76)
1994	Gary Clark, WR (1980-83)
	Challace McMillin, Coach (1972-84)
1995	Les Branich, QB (1972-75)
1996	Charles Haley, LB (1982-85)
1998	Bernard Slayton, TB (1973-76)
2001	Warren Marshall, RB (1982-86)
2004	Woody Bergeria, DL (1973-76)
2007	Eupton Jackson, FS (1987-90)
2010	Clyde Hoy, OL (1978-81)
2011	Mike Cawley, QB (1993-95)
	Curtis Keaton, RB (1998-99)
2012	Eriq Williams, QB (1989-92)
2014	Delvin Joyce, RB (1997-2000)
2016	Carlo Bianchini, OL (1984-87)
2018	Steve Bates, DL (1986-89)
	Akeem Jordan, LB (2003-06)

# All-Time Results

## 1972: 0-4-1

10/7	Shepherd JV	L, 0-6
10/14	@Salisbury State	L, 0-55
10/27	@Hampden-Sydney JV	T, 0-0
11/4	Fork Union Military	L, 0-45
11/11	Hargrave Military	L, 0-34
		<b>0-140</b>

## 1973: 4-5

9/22	Anne Arundel C.C.	W, 34-8
9/28	Hampden-Sydney JV	L, 14-17
10/6	@Hargrave Military	W, 16-6
10/13	Salisbury State	L, 7-42
10/20	Shepherd JV	W, 23-10
10/27	Massanutten Military	L, 6-17
11/3	@Fork Union Military	L, 20-24
11/10	@Staunton Military	L, 29-41
11/17	@Gallaudet	W, 40-12
		<b>189-176</b>

## 1974: 6-4 (3-2 VCAA)

9/21	@Washington & Lee*	W, 24-22
9/28	@Hampden-Sydney*	L, 0-35
10/5	@Shepherd	W, 22-11
10/12	Bridgewater*	W, 41-13
10/19	Frostburg State	L, 17-27
10/26	Emory & Henry*#	W, 34-14
11/2	@Randolph-Macon*	L, 24-29
11/9	@Salisbury State	W, 20-17
11/16	Gallaudet	W, 75-15
11/22	Shippensburg	L, 7-21
		<b>264-204</b>

## 1975: 9-0-1 (5-0 VCAA)

### VCAA Champion

9/13	@Glenville State	T, 0-0
9/20	Washington & Lee*	W, 21-16
9/27	Hampden-Sydney*	W, 3-0
10/4	Shepherd	W, 13-7
10/11	@Bridgewater*	W, 10-7
10/18	@Frostburg State	W, 21-20
10/25	@Emory & Henry*	W, 7-0
11/1	Randolph-Macon*#	W, 12-7
11/8	Salisbury State	W, 24-15
11/15	@Shippensburg	W, 14-3
		<b>125-75</b>

## 1976: 7-4

9/4	Glenville State	W, 30-14
9/11	@Emory & Henry	W, 26-20
9/18	Towson	W, 28-26
9/25	@Hampden-Sydney	L, 14-21
10/2	@Shepherd	L, 0-6
10/9	California (Pa.)	W, 35-17
10/16	@Davidson	W, 17-12
10/23	Frostburg State#	W, 44-7
10/30	@Randolph-Macon	L, 0-18
11/6	@Salisbury State	W, 38-36
11/13	Shippensburg	L, 17-21
		<b>249-198</b>

## 1977: 5-5

9/10	Emory & Henry	W, 7-3
9/17	@Towson	L, 7-13
9/24	Hampden-Sydney	W, 17-14
10/1	Shepherd	L, 0-10
10/8	@Mars Hill	L, 7-30
10/15	Salisbury State	W, 42-27
10/22	@Frostburg State	W, 18-0
10/29	Randolph-Macon#	W, 28-0
11/5	@Guilford	L, 0-16
11/12	@Shippensburg	L, 20-59
		<b>146-172</b>

## 1978: 8-2

9/9	Washington & Lee	W, 49-7
9/16	Towson	W, 21-14
9/23	@Hampden-Sydney	W, 21-16
9/30	Mars Hill	W, 24-14
10/7	@Salisbury State	L, 9-13
10/14	@William & Mary	L, 7-32
10/21	Frostburg State#	W, 28-6
10/28	@Randolph-Macon	W, 21-10
11/4	Shippensburg	W, 14-0
11/11	@Emory & Henry	W, 42-12
		<b>236-124</b>

## 1979: 4-6

9/1	Austin Peay	L, <b>6-10</b>
9/8	@East Tennessee State	L, 0-31
9/15	@Towson	L, 8-18
9/22	Hampden-Sydney	W, 17-0
9/29	@Dayton	L, 15-35
10/6	@William & Mary	L, 0-33
10/13	@Virginia	L, 9-69
10/27	Randolph-Macon#	W, 54-0
11/3	@Shippensburg	W, 10-7
11/10	Morehead State	W, 16-3
		<b>135-206</b>

## 1980: 4-6

9/6	Appalachian State	L, 6-34
9/13	@Morehead State	L, 18-21
9/20	@Austin Peay	L, 3-21
9/27	@Virginia Tech	L, 6-38
10/4	@U.S. Merchant Marine	W, 20-6
10/11	Liberty	W, 30-14
10/25	Wofford	W, 3-0
11/1	@Lehigh	L, 14-31
11/8	East Tennessee State#	L, 23-28
11/15	Shippensburg	W, 19-14
		<b>142-207</b>

## 1981: 3-8

9/12	@Appalachian State	L, 0-45
9/19	Austin Peay	L, 7-13
9/26	@Liberty	W, 36-14
10/3	@Richmond	L, 7-24
10/10	C.W. Post	L, 36-37
10/17	Furman	L, 14-30
10/24	Hampton	L, 15-17
10/31	@William & Mary	L, 19-31
11/7	Towson#	W, 20-7
11/14	@Shippensburg	L, 27-33
11/21	@East Tennessee State	W, 17-14
		<b>198-265</b>

## 1982: 8-3

9/4	New Hampshire	L, 6-28
9/11	Appalachian State	W, 39-35
9/18	@Virginia	W, 21-17
9/25	East Tennessee State	W, 15-10
10/2	@Davidson	W, 35-7
10/16	@VMI	L, 7-35
10/23	William & Mary#	W, 24-18
10/30	@C.W. Post	W, 32-16
11/6	@Furman	L, 10-17
11/13	Shippensburg	W, 52-22
11/20	@Towson	W, 42-24
		<b>283-229</b>

## 1983: 3-8

9/10	@Appalachian State	W, 24-20
9/17	@Virginia	L, 14-21
9/24	Liberty	W, 44-35
10/1	Davidson#	W, 50-0
10/8	@Delaware State	L, 28-38
10/15	@William & Mary	L, 21-24
10/22	Lafayette	L, 14-31
10/29	Delaware	L, 23-26
11/5	@Richmond	L, 0-32
11/12	@Shippensburg	L, 9-29
11/19	Towson	L, 3-10
		<b>230-266</b>

## 1984: 6-5

9/1	Richmond	L, 12-43
9/8	@Delaware	L, 3-32
9/15	@Morehead State	W, 38-28
9/22	@Liberty	W, 52-43
9/29	William & Mary	L, 10-20
10/6	Delaware State	W, 20-19
10/13	@Davidson	W, 28-7
10/20	Northeastern#	L, 6-9
10/27	East Tennessee State	L, 6-9
11/10	VMI	W, 21-17
11/17	@Towson	W, 24-14
		<b>220-241</b>

## 1985: 5-6

9/7	@East Tennessee State	W, 14-9
9/14	Morehead State	W, 35-14
9/21	Liberty	L, 3-9
9/28	@William & Mary	L, 14-31
10/5	vs. Richmond*	L, 15-38
10/12	@Lafayette	L, 13-20
10/19	@Appalachian State	L, 0-36
10/26	Davidson	W, 28-0
11/2	Georgia Southern#	W, 21-6
11/9	@VMI	L, 7-14
11/23	Towson	W, 13-0
		<b>163-177</b>

(\*Norfolk, Va., Oyster Bowl)

## 1986: 5-5-1

9/6	Massachusetts	L, 14-16
9/13	@Morehead State	L, 24-27
9/20	@Liberty	L, 7-17
9/27	VMI	W, 39-7
10/4	St. Paul's	W, 62-0
10/18	Appalachian State#	L, 20-21
10/25	William & Mary	W, 42-33
11/1	@Northeastern	W, 15-2
11/8	East Tennessee State	W, 34-3
11/15	@Georgia Southern	L, 35-45
11/22	@Towson	T, 7-7
		<b>299-178</b>

## 1987: 9-3

### NCAA Playoffs

9/5	Rhode Island	W, 38-0
9/12	@Appalachian State	L, 10-17
9/19	Morehead State	W, 44-10
9/26	@Massachusetts	W, 21-15
10/10	Richmond	W, 41-3
10/17	@VMI	W, 20-17
10/24	@William & Mary	W, 28-22
10/31	Towson#	W, 21-19
11/7	@Georgia Southern	L, 7-26
11/14	Northeastern	W, 13-3
11/21	@East Tennessee State	W, 28-24
11/28	@Marshall+	L, 12-41
		<b>283-197</b>

## 1988: 5-6

9/3	@Navy	L, 14-27
9/10	Appalachian State	L, 14-17
9/17	@Boston	W, 23-13
9/24	William & Mary	L, 3-10
10/1	Liberty	W, 31-28
10/15	@Northeastern	W, 29-13
10/22	VMI	W, 37-0
10/29	@Towson	L, 6-34
11/5	Georgia Southern#	L, 13-27
11/12	@Richmond	W, 25-13
11/19	@Virginia Tech	L, 6-27
		<b>201-209</b>

## 1989: 5-4-1

9/2	Bloomsburg	W, 48-3
9/9	@Massachusetts	T, 28-28
9/16	Richmond	W, 31-0
9/23	@Appalachian State	L, 14-23
9/30	@Liberty	L, 14-19
10/14	Towson	W, 41-6
10/21	VMI	W, 25-0
10/28	@Navy	W, 24-20
11/4	Georgia Southern#	L, 21-36
11/11	@William & Mary	L, 21-24
		<b>267-159</b>

## 1990: 5-6

9/8	Liberty	L, 19-22
9/15	@VMI	L, 21-24
9/22	@Richmond	W, 29-0
9/29	Newberry	W, 52-7
10/6	Northeastern#	W, 21-0
10/13	@Towson	W, 21-14
10/20	Youngstown State	L, 15-31
10/27	@Navy	W, 16-7
11/3	@Georgia Southern	L, 13-31
11/10	William & Mary	L, 21-31
11/17	Appalachian State	L, 0-24
		<b>228-191</b>

## 1991: 9-4

### NCAA Playoffs

8/31	@Virginia Tech	L, 12-41
9/7	Central Florida	W, 49-31
9/21	@Appalachian State	W, 31-8
9/28	@William & Mary	W, 29-28
10/5	Massachusetts	W, 24-7
10/12	Towson	W, 55-31
10/19	Georgia Southern	L, 21-24
10/26	Richmond#	W, 47-42
11/2	@Liberty	W, 35-34
11/9	@Youngstown State	L, 21-28
11/23	@Northeastern	W, 27-10
11/30	@Delaware+	W-2ot, 42-35
12/7	Samford+	L, 21-24
		<b>414-343</b>

## 1992: 4-7

9/5	@Virginia Tech	L, 20-49
9/12	@Richmond	L, 40-49
9/19	Hofstra	W, 38-6
9/26	@Youngstown State	W, 52-49
10/3	Northeastern#	W, 35-34
10/10	Appalachian State	L, 21-27
10/17	@Georgia Southern	L, 17-24
10/24	@Towson	L, 21-28
10/31	William & Mary	W, 21-14
11/7	Liberty	L, 31-34
11/14	@Central Florida	L, 37-41
		<b>333-355</b>



# All-Time Results

## 1993: 6-5 (4-4 Yankee)

9/4	Lock Haven	W, 55-3
9/11	Richmond*	L, 13-20
9/18	@Connecticut*	L, 34-45
9/25	Jacksonville State	W, 35-14
10/2	@Massachusetts	L, 10-33
10/9	Delaware*#	W, 42-38
10/16	New Hampshire*	W, 45-21
10/30	@William & Mary*	L, 26-31
11/6	@Northeastern*	W, 52-21
11/13	@Villanova*	W, 42-3
11/20	Boston*	L, 21-24
		<b>375-253</b>

## 1994: 10-3 (6-2 Yankee)

### NCAA Playoffs

#### Lambert Cup Champion

9/3	Buffalo	W, 35-0
9/10	Middle Tennessee St.	W, 24-22
9/17	@New Hampshire*	L, 24-27
10/1	@Boston*	W, 24-21
10/8	@Delaware*	W, 30-10
10/15	Villanova*	W, 31-23
10/22	William & Mary*#	W, 33-7
10/29	@Richmond*	W, 29-16
11/5	@VMI	W, 38-15
11/12	Connecticut*	W, 48-20
11/19	Northeastern*	L-ot, 6-9
11/26	Troy State+	QW, 45-26
12/3	@Marshall+	L-ot, 21-28
		<b>388-224</b>

## 1995: 8-4 (6-2 Yankee)

### NCAA Playoffs

9/2	Morgan State	W, 76-7
9/9	@William & Mary*	W, 24-17
9/16	McNeese State	L, 24-30
9/23	@Villanova*	W-ot, 28-27
9/30	@Maine*	W, 21-17
10/7	Boston*	W, 38-31
10/14	@New Hampshire	W, 23-19
10/21	Delaware*#	L, 19-48
10/28	Richmond*	L, 33-34
11/4	@Northeastern*	W, 27-13
11/11	Connecticut*	W, 24-16
11/25	@Appalachian State+	L, 24-31
		<b>361-290</b>

## 1996: 7-4 (5-3 Yankee)

9/7	Shippensburg	W, 30-0
9/14	@McNeese State	W, 24-10
9/21	@Boston*	W, 38-7
9/28	New Hampshire	L, 22-39
10/5	Maine*#	W, 31-7
10/12	William & Mary*	W, 26-21
10/19	@Richmond*	W, 31-27
10/26	@Delaware*	L, 13-27
11/2	Northeastern*	L, 7-31
11/9	@Connecticut*	W, 14-6
11/16	Villanova*	L, 23-40
		<b>259-215</b>

## 1997: 5-6 (3-5 Atlantic 10)

9/6	@Ball State	L, 6-24
9/13	East Tennessee State	W, 32-27
9/20	Massachusetts*	W, 13-10
9/27	@Maine*	W, 24-22
10/4	@Villanova*	L, 17-49
10/11	@William & Mary*	L, 25-38
10/18	Delaware*#	L, 27-49
10/25	Richmond*	L, 21-26
11/8	@Northeastern*	L, 17-41
11/15	Rhode Island*	W-3ot, 39-37
11/22	Boston	W, 31-14
		<b>252-337</b>

## 1998: 3-8 (2-6 Atlantic 10)

9/5	@Maryland	L, 15-23
9/12	Hofstra	L, 24-37
9/19	Villanova*	L, 30-34
9/26	Elon	W, 19-12
10/3	@Richmond*	L, 7-28
10/10	@Massachusetts*	L, 26-28
10/17	William & Mary*#	L, 12-24
10/24	Maine*	W, 34-28
10/31	@Rhode Island*	L, 21-28
11/7	Northeastern*	W, 31-17
11/21	@Delaware*	L, 14-28
		<b>233-287</b>

## 1999: 8-4 (7-1 Atlantic 10)

### NCAA Playoffs

#### Atlantic 10 Co-Champion

9/4	@Virginia Tech	L, 0-47
9/11	Northeastern*	W, 29-21
9/18	@New Hampshire*	W, 35-28
9/25	Delaware*	W, 21-7
10/2	@Villanova*	W, 23-20
10/16	@William & Mary*	W, 30-20
10/23	Connecticut*#	W, 48-14
10/30	South Florida	W, 13-3
11/6	@Maine*	L, 20-26
11/13	Richmond*	W, 31-13
11/20	@Hofstra	L, 16-34
11/27	@Troy State+	L, 7-27
		<b>273-260</b>

## 2000: 6-5 (4-4 Atlantic 10)

9/2	Lock Haven	W, 72-0
9/9	Liberty	W, 38-7
9/16	@South Florida	L, 7-26
9/30	New Hampshire*	W, 24-13
10/7	Villanova*#	W, 57-23
10/14	@Rhode Island*	L, 6-7
10/21	William & Mary*	W, 28-14
10/28	@Delaware*	L, 14-33
11/4	Maine*	W, 22-7
11/11	@Richmond*	L, 2-21
11/18	@Northeastern*	L, 30-34
		<b>300-185</b>

## 2001: 2-9 (0-9 Atlantic 10)

9/1	Elon	W, 42-21
9/8	@New Hampshire*	L, 19-26
9/22	Rhode Island*	L, 12-16
9/29	@Maine*	L, 3-13
10/6	@Villanova*	L-2ot, 44-45
10/13	Richmond*	L, 17-20
10/20	@Massachusetts*	L, 20-43
11/3	Delaware*#	L, 3-28
11/10	@William & Mary*	L, 10-17
11/17	Northeastern*	L, 17-24
11/23	@Liberty	W, 14-7
		<b>201-260</b>

## 2002: 5-7 (3-6 Atlantic 10)

8/31	Hampton	L, 28-31
9/7	New Hampshire*	W, 20-14
9/14	Florida Atlantic	W, 16-13
9/21	@Hofstra*	W-2ot, 24-21
9/28	Villanova*	L, 26-30
10/5	Maine*	L, 6-17
10/12	@Delaware*	L, 10-23
10/19	@Richmond*	L, 0-26
10/26	Massachusetts*#	L, 7-14
11/2	@Rhode Island	W, 15-11
11/16	William & Mary*	W-ot, 34-31
11/23	@Northeastern*	L, 10-41
		<b>196-272</b>

## 2003: 6-6 (4-5 Atlantic 10)

8/30	Liberty	W, 48-6
9/6	@Virginia Tech	L, 0-43
9/20	Hofstra*	W, 23-20
9/27	@Massachusetts*	L, 26-31
10/4	@Villanova*	L, 14-38
10/11	Richmond*#	W, 34-14
10/18	@William & Mary*	W, 24-17
10/25	@Maine*	L, 13-20
11/1	Rhode Island*	W, 39-27
11/8	@New Hampshire*	L, 17-20
11/15	Charleston Southern	W, 45-7
11/22	Northeastern*	L, 24-41
		<b>307-284</b>

## 2004: 13-2 (7-1 Atlantic 10)

### NCAA Division I-AA Champion

#### Lambert Cup Champion

#### ECAC Division I-AA Team of the Year

#### Atlantic 10 Tri-Champion

9/4	Lock Haven	W, 62-7
9/18	@Villanova*	W, 17-0
9/25	@West Virginia	L, 10-45
10/2	Hofstra*	W, 31-21
10/9	Massachusetts*	W, 28-7
10/16	@Maine*	W, 24-20
10/23	@Richmond*	W, 26-20
10/30	VMI#	W, 41-13
11/6	Delaware*	W, 20-13
11/13	William & Mary*	L, 24-27
11/20	@Towson	W, 31-17
11/27	@Lehigh+	W, 14-13
12/4	@Furman+	W, 14-13
12/10	@William & Mary+	W, 48-34
12/17	vs. Montana +	W, 31-21
		(*Chattanooga, Tenn.)
		<b>421-268</b>

## 2005: 7-4 (5-3 Atlantic 10)

9/3	Lock Haven	W, 56-0
9/10	@Coastal Carolina	L, 27-31
9/17	Delaware State	W, 65-7
10/1	@Hofstra*	W, 42-10
10/8	Maine*	W, 38-2
10/15	@Massachusetts*	L, 7-10
10/22	@Delaware*	L, 28-34
10/29	Richmond*#	L, 15-18
11/5	@William & Mary*	W, 30-29
11/12	Villanova*	W, 28-13
11/19	Towson*	W, 55-14
		<b>391-168</b>

## 2006: 9-3 (7-1 Atlantic 10)

### NCAA Playoffs

9/2	Bloomsburg	W, 14-3
9/9	@Appalachian State	L, 10-21
9/23	Northeastern*	W, 52-14
9/30	@VMI	W, 45-7
10/7	Rhode Island*	W, 35-23
10/14	@New Hampshire*	W, 42-23
10/21	William & Mary*#	W, 31-17
10/28	@Richmond*	W, 27-10
11/4	Delaware*	W, 44-24
11/11	@Villanova*	L, 20-21
11/18	@Towson*	W, 38-3
11/25	@Youngstown State+	L, 31-35
		<b>389-201</b>

## 2007: 8-4 (6-2 CAA)

### NCAA Playoffs

9/1	@North Carolina	L, 14-37
9/8	New Hampshire*	W, 41-24
9/15	VMI	W, 45-17
9/22	Coastal Carolina	W, 45-10
9/29	Villanova*	W, 35-7
10/6	@Northeastern*	W, 21-14
10/13	@Rhode Island*	W, 44-27
10/27	Richmond*#	L, 16-17
11/3	@Delaware*	L, 34-37
11/10	@William & Mary*	W, 55-34
11/17	Towson*	W, 23-12
11/24	@Appalachian State+	L, 27-28
		<b>400-265</b>

## 2008: 12-2 (8-0 CAA)

### NCAA Playoffs

#### ECAC FCS Team of the Year

#### CAA Champion

8/30	@Duke	L, 7-31
9/6	N.C. Central	W, 56-7
9/13	Massachusetts*	W, 52-38
9/20	Appalachian State	W, 35-32
9/27	@Maine*	W, 24-10
10/4	Hofstra*	W, 56-0
10/11	@Richmond*	W, 38-31
10/25	@Villanova*	W, 23-19
11/1	Delaware*#	W, 41-7
11/15	William & Mary*	W, 48-24
11/22	@Towson*	W, 58-27
11/29	Wofford+	W, 38-35
12/6	Villanova+	W, 31-27
12/12	Montana+	L, 27-35
		<b>524-323</b>

## 2009: 6-5 (4-4 CAA)

9/12	@Maryland	L-ot, 35-38
9/19	VMI	W, 44-16
9/26	@Liberty	W, 24-10
10/3	@Hofstra*	L, 17-24
10/10	Richmond*	L, 17-21
10/17	Villanova*#	L, 0-27
10/24	@William & Mary*	L, 3-24
10/31	@Delaware*	W, 20-8
11/7	Maine*	W, 20-14
11/14	@Massachusetts*	W, 17-14
11/21	Towson*	W, 43-12
		<b>242-208</b>

# All-Time Results

## 2010: 6-5 (3-5 CAA)

9/4	Morehead State	W, 48-7
9/11	@ Virginia Tech	W, 21-16
9/25	Liberty	W, 10-3
10/2	Delaware*	L, 10-13
10/9	@ Towson*	W, 17-13
10/16	New Hampshire*#	L, 14-28
10/23	@ Villanova*	L, 7-14
10/30	Massachusetts*	L, 14-21
11/6	@ Richmond*	L-ot, 10-13
11/13	William & Mary*	W, 30-24
11/20	@ Maine*	W, 14-10
		<b>195-162</b>

## 2011: 8-5 (5-3 CAA)

### NCAA Playoffs

9/3	@ North Carolina	L, 10-42
9/10	Central Connecticut St.	W, 14-9
9/17	@ Liberty	W, 27-24
9/14	@ William & Mary*	W, 20-14
10/1	Richmond*#	W, 31-7
10/8	Maine*	L-ot, 24-25
10/15	Villanova*	W, 34-10
10/29	@ Old Dominion*	L, 20-23
11/5	@ New Hampshire*	L, 10-28
11/12	Rhode Island*	W, 31-13
11/19	@ Massachusetts*	W, 34-17
11/26	@ Eastern Kentucky+	W, 20-17
12/3	@ North Dakota St. +	L, 14-26
		<b>289-255</b>

## 2012: 7-4 (5-3 CAA)

9/1	Saint Francis (Pa.)	W, 55-7
9/8	Alcorn State	W, 42-3
9/15	vs. West Virginia	L, 12-42
<i>(FedEx Field - Washington, D.C.)</i>		
9/22	@ Rhode Island*	W, 32-7
10/6	Towson*	W, 13-10
10/13	William & Mary*	W-2ot, 27-26
10/20	@ Richmond	L, 29-35
10/27	Georgia State*#	W, 28-21
11/3	@ Maine*	W, 31-7
11/10	@ Villanova*	L, 20-35
11/17	Old Dominion*	L, 28-38
		<b>317-231</b>

## 2013: 6-6 (3-5 CAA)

8/31	Central Conn. St.	W, 38-14
9/7	@ Akron	L, 33-35
9/14	St. Francis (Pa.)	W, 24-20
9/21	Charlotte	W, 34-7
9/28	@ Delaware*	L, 22-29
10/5	Albany*	W, 40-13
10/12	Richmond*	W, 38-31
10/26	@ William & Mary	L, 7-17
11/2	Villanova*#	W, 31-21
11/9	@ New Hampshire*	L, 17-33
11/16	Stony Brook*	L, 38-41
11/23	@ Towson	L, 17-28
		<b>339-289</b>

## 2014: 9-4 (6-2 CAA)

### NCAA Playoffs

8/30	@ Maryland	L, 7-52
9/6	@ Lehigh	W, 31-28
9/13	St. Francis (Pa.)	W, 38-22
9/20	@ Villanova*	L, 31-49
9/27	Delaware*	L-ot, 23-30
10/4	@ Albany*	W, 31-28
10/11	Towson*	W, 62-7
10/25	@ Charlotte	W, 48-40
11/1	William & Mary*#	W, a31-24
11/8	@ Stony Brook*	W, 27-24
11/15	@ Richmond*	W, 55-20
11/22	Elon	W, 59-27
11/29	Liberty+	L, 21-16
		<b>464-37</b>

## 2015: 9-3 (6-2 CAA)

### NCAA Playoffs

#### CAA Champion

9/5	Morehead State	W, 56-7
9/12	Lehigh	W, 55-17
9/19	Albany *	W, 42-28
9/26	@ SMU	W, 48-45
10/3	Stony Brook *	W, 38-20
10/10	@ Towson *	W, 51-30
10/17	@ Elon *	W, 51-0
10/24	Richmond * #	L, 49-59
10/31	@ William & Mary *	L, 41-44
11/14	@ Delaware *	W, 24-21
11/21	Villanova *	W, 38-29
12/5	Colgate +	L, 38-44
		<b>531-344</b>

## 2016: 14-1 (8-0 CAA)

### NCAA Division I Champion

#### Lambert Cup Champion

#### CAA Champion

9/3	Morehead State	W, 80-7
9/10	Central Conn. State	W, 56-21
9/17	@ North Carolina	L, 28-56
9/24	@ Maine *	W, 31-20
10/1	Delaware *	W, 43-20
10/8	William & Mary *	W, 31-24
10/15	@ New Hampshire *	W, 42-39
10/29	Rhode Island * #	W, 84-7
11/5	@ Richmond *	W, 47-43
11/12	@ Villanova *	W, 20-7
11/19	Elon *	W, 63-14
12/3	New Hampshire +	W, 55-22
12/9	Sam Houston State +	W, 65-7
12/16	@ North Dakota State +	W, 27-17
1/7	vs. Youngstown State +	W, 28-14
		<b>700-318</b>

## 2017: 14-1 (8-0 CAA)

### NCAA Division I Finalist

#### CAA Champion

9/2	@ ECU	W, 34-14
9/9	ETSU	W, 52-10
9/16	Norfolk State	W, 75-14
9/23	Maine *	W, 28-10
9/30	@ Delaware *	W, 20-10
10/14	Villanova *	W, 30-8
10/21	at William & Mary *	W, 46-14
10/28	New Hampshire *	W, 21-0
11/4	at Rhode Island *	W, 38-3
11/11	Richmond *	W, 20-13
11/18	at Elon *	W, 31-3
12/2	Stony Brook +	W, 26-7
12/8	Weber State +	W, 31-28
12/16	South Dakota State +	W, 51-16
1/6	vs. North Dakota State +	L, 13-17
		<b>520-167</b>

\* Conference Game

# Homecoming

+ NCAA Playoffs



# All-Time Results

Year	Overall	Conference	Coach	Honors
1972	0-4-1	-----	Challace McMillin	
1973	4-5	-----	Challace McMillin	
1974	6-4	3-2	Challace McMillin	
1975	9-0-1	5-0	Challace McMillin	VCAA Champion
1976	7-4	-----	Challace McMillin	
1977	5-5	-----	Challace McMillin	
1978	8-2	-----	Challace McMillin	
1979	4-6	-----	Challace McMillin	
1980	4-6	-----	Challace McMillin	
1981	3-8	-----	Challace McMillin	
1982	8-3	-----	Challace McMillin	
1983	3-8	-----	Challace McMillin	
1984	6-5	-----	Challace McMillin	
1985	5-6	-----	Joe Purzycki	
1986	5-5-1	-----	Joe Purzycki	
1987	9-3	-----	Joe Purzycki	NCAA Playoffs
1988	5-6	-----	Joe Purzycki	
1989	5-4-1	-----	Joe Purzycki	
1990	5-6	-----	Joe Purzycki	
1991	9-4	-----	Rip Scherer	NCAA Playoffs/Second Round
1992	4-7	-----	Rip Scherer	
1993	6-5	4-4	Rip Scherer	
1994	10-3	6-2	Rip Scherer	NCAA Playoffs/Second Round, Lambert Cup Champion
1995	8-4	6-2	Alex Wood	NCAA Playoffs
1996	7-4	5-3	Alex Wood	
1997	5-6	3-5	Alex Wood	
1998	3-8	2-6	Alex Wood	
1999	8-4	7-1	Mickey Matthews	NCAA Playoffs, Atlantic 10 Co-Champion
2000	6-5	4-4	Mickey Matthews	
2001	2-9	0-9	Mickey Matthews	
2002	5-7	3-6	Mickey Matthews	
2003	6-6	4-5	Mickey Matthews	
2004	13-2	7-1	Mickey Matthews	NCAA Division I-AA Champion, Lambert Cup Champion, ECAC Division I-AA Team of the Year, Atlantic 10 Tri-Champion
2005	7-4	5-3	Mickey Matthews	
2006	9-3	7-1	Mickey Matthews	NCAA Playoffs
2007	8-4	6-2	Mickey Matthews	NCAA Playoffs
2008	12-2	8-0	Mickey Matthews	NCAA Playoffs/Semifinals, ECAC FCS Team of the Year, CAA Champion
2009	6-5	4-4	Mickey Matthews	
2010	6-5	3-5	Mickey Matthews	
2011	8-5	5-3	Mickey Matthews	NCAA Playoffs/Second Round
2012	7-4	5-3	Mickey Matthews	
2013	6-6	3-5	Mickey Matthews	
2014	9-4	6-2	Everett Withers	NCAA Playoffs
2015	9-3	6-2	Everett Withers	NCAA Playoffs/Second Round, CAA Co-Champion
2016	14-1	8-0	Mike Houston	NCAA Division I Champion, Lambert Cup Champion, CAA Champion
2017	14-1	8-0	Mike Houston	NCAA Division I Finalist, Lambert Cup Champion CAA Champion
<b>Total</b>	<b>308-211-4</b> <b>(.593)</b>	<b>133-80</b> <b>(.624)</b>		

# Single-Game Records

## INDIVIDUAL RECORDS

### Rushing Yards

276 - Vad Lee - 9/26/15

### Rushing Attempts

38 - Curtis Keaton at Delaware - 11/21/98

### Rushing Touchdowns

5 - Curtis Keaton vs. UConn - 10/23/99  
5 - Kelvin Jeter vs. Morgan State 9/2/95

### Rushing Long

95 - Joe Sparksman vs. W&M - 11/10/90

### Passing Yards

433 - Vad Lee at Richmond - 11/15/14

### Passing Completions

34 - Matt LeZotte at Villanova - 10/6/01

### Passing Attempts

58 - Matt LeZotte at Villanova - 10/6/01

### Passing Percentage (min. 15 pass attempts)

95.5 (21/22) - Bryan Schor vs. Rhode Island - 10/29/16

### Passing Touchdowns

5 - Bryan Schor vs. ETSU - 9/9/17  
5 - Bryan Schor vs. New Hampshire - 12/3/16  
5 - Bryan Schor vs. Rhode Island - 10/29/16  
5 - Vad Lee at Towson - 10/10/15  
5 - Michael Birdsong vs. Stony Brook - 11/16/13

### Passing Long

93 - Vad Lee to DeAndre' Smith at Richmond - 11/15/14

### Interceptions Thrown

6 - Matt LeZotte vs. Delaware - 11/3/01

### Receptions

13 - Earnest Payton at Rhode Island - 10/31/98  
13 - Earnest Payton at UMass - 10/10/98

### Receiving Yards

192 - David McLeod at Villanova - 11/13/93

### Receiving Touchdowns

3 - Daniel Schiele vs. Rhode Island - 10/29/16  
3 - Daniel Brown vs. Albany - 10/5/13  
3 - Macey Brooks at Boston University - 9/21/96  
3 - Macey Brooks at McNeese State - 9/14/96  
3 - Gary Clark vs. Liberty - 9/24/83  
3 - Gary Clark vs. C.W.Post - 10/10/81

### Total Yards of Offense

565 - Vad Lee at SMU - 9/26/15

### Total Plays

71 - Vad Lee at Villanova - 9/20/14  
71 - Matt Lezotte at Villanova - 10/6/01

### Run-Pass Touchdowns

6 - Vad Lee at Charlotte - 10/25/14

### All-Purpose Yards

339 - Jay Jones at Richmond - 10/19/96

### Points

30 - Curtis Keaton vs. UConn - 10/23/99  
30 - Kelvin Jeter vs. Morgan State - 9/2/95

### Points Kicking

16 - John Coursey vs. Morgan State - 9/2/95

### Extra Points Made

12 - Tyler Gray vs. Rhode Island - 10/29/16

### Extra Points Attempted

12 - Tyler Gray vs. Rhode Island - 10/29/16

### Field Goals Made

3 - Tyler Ratke vs. Weber State - 12/8/17  
3 - Tyler Gray vs. Villanova - 10/14/17  
3 - Ryan Maglio at Towson - 10/10/15  
3 - Ryan Maglio vs. W&M - 11/1/14  
3 - Cameron Starke at Delaware - 9/28/13  
3 - Dave Stannard vs. Richmond - 10/27/07  
3 - Burke George vs. Florida Atlantic - 9/14/02  
3 - Mike Glover vs. Villanova - 10/7/00  
3 - Mike Glover at Hofstra - 11/20/99  
3 - Mike Glover at Villanova - 10/2/99  
3 - John Coursey at W&M - 9/9/95  
3 - John Coursey at Delaware - 10/8/94  
3 - Mickey Stinnett vs. ETSU - 9/25/82  
3 - Scott Norwood vs. ETSU - 11/8/80  
3 - Scott Norwood vs. Liberty 10/11/80  
3 - Scott Norwood vs. Morehead St. - 11/10/79

### Field Goal Attempts

5 - Burke George vs. Florida Atlantic - 9/14/02  
5 - Mike Glover at Rhode Island - 10/14/00  
5 - Scott Norwood vs. Morehead State - 11/10/79

### Field Goal Long

53 - Mickey Stinnett vs. Richmond - 9/1/84

### Punts

11 - Mike Glover at Richmond - 11/11/00  
11 - Allen Leonard vs. Mars Hill - 9/30/78  
11 - Winston Bersch vs. Frostburg State - 10/19/74

### Punt Average (3 att.)

53.0 - John Druiett vs. Liberty - 9/21/85

### Punt Long

73 - Nelson Garner vs. Boston Univ. - 10/7/95  
73 - Scott Todd vs. App. State - 9/10/88

### Kickoff Returns

7 - Griff Yancey at Delaware - 11/3/07  
7 - Shaun Marshall vs. Delaware - 10/21/95  
7 - John Allen at UConn - 9/18/93

### Kickoff Return Yards

268 - Jay Jones at Richmond - 10/19/96

### Kickoff Return Long

100 (TD) - Dejour Simmons vs. UR - 10/12/13  
100 (TD) - Scotty McGee vs. Towson - 11/17/07

### Kickoff Return TD's

1 - Brandon Ravenel vs. New Hampshire - 12/3/16  
1 - Brandon Ravenel vs. Villanova - 11/21/15  
1 - Charles Tutt at Towson - 10/10/15  
1 - Dejour Simmons vs. UR - 10/12/13  
1 - Scotty McGee vs. App. State - 9/20/08  
1 - Scotty McGee vs. Towson - 11/17/07  
1 - Scotty McGee at Youngstown State - 11/25/06  
1 - Tony Booth vs. Northeastern - 11/7/98  
1 - B.J. Thornley vs. Richmond - 10/25/97  
1 - Jay Jones at Richmond - 10/19/96  
1 - Shaun Marshall vs. Boston Univ. - 10/7/95  
1 - Dwight Robinson vs. Villanova - 10/15/94  
1 - Dwight Robinson at W&M - 10/30/93  
1 - Dwight Robinson vs. Lock Haven - 9/4/93  
1 - Gary Clark vs. Liberty - 9/24/83

### Punt Returns

8 - L.C. Baker vs. Lock Haven - 9/4/04

### Punt Return Yards

183 - Gary Clark at Virginia - 9/17/83



# Single-Game Records

## Punt Return Long

89 - Gary Clark at Virginia - 9/17/83

## Punt Return TD's

2 - Gary Clark at Virginia (87, 89) - 9/17/83

## Tackles

26 - Clyde Hoy vs. Towson - 11/7/81

26 - Clyde Hoy at U.S. Merchant Marine - 10/4/80

## Sacks

4.5 - Kwynn Walton vs. Virginia Military - 10/30/04

## Interceptions Caught

3 - Chris Jacobs vs. Georgia Southern - 11/2/85

3 - Bob Logan at Emory & Henry - 9/11/76

## Interception Yards

101 - Taylor Reynolds at Richmond - 11/15/14

## Interception Return Long

100 (TD) - Tony LeZotte vs. Towson - 11/19/05

100 (Def. 2-Pt.) - Mike Masella vs. Villanova - 9/9/98

## Interception Return TD's

2 - Taylor Reynolds at Richmond - 11/15/14

## Fumble Return TD's

2 - Tom McGlooin vs. Randolph-Macon - 10/27/79

## Fumble Return Yards

99 - Chris Morant vs. Northeastern 9/11/99

## Total Defensive TD's

2 - Taylor Reynolds (2 INT) at Richmond - 11/15/14

2 - Dennard Melton (INT, FR) vs. Lock Haven - 9/2/00

2 - Tom McGlooin (2 FR) vs. Randolph-Macon - 10/27/79

## TEAM RECORDS

### Rushing Yards

501 - vs. Frostburg State - 10/23/76

### Most Rushes

84 - at Richmond - 9/22/90

### Rushing Touchdowns

10 - vs. Morehead State - 9/3/16

### Passing Yards

433 - at Richmond - 11/15/14

### Completions

34 - at Villanova - 10/6/01

### Passing Percentage

.941 (16-17) vs. Elon - 11/19/16

### Passing Touchdowns

6 - JMU vs. New Hampshire - 12/3/16

### Interceptions Thrown

6 - JMU vs. Delaware - 11/3/01

### Total Offense

729 - at SMU - 9/26/15

### Touchdowns

12 - vs. Rhode Island - 10/29/16

### Made Field Goals

4 - at William & Mary - 10/21/17

### Plays

99 - vs. Delaware - 9/27/14

## First Downs

40 - vs. Albany - 9/19/15

## All-Purpose Yards

934 - vs. Lock Haven - 9/2/00

## Punting Average

52.5 - at Youngstown State - 9/26/92

## Punt Returns for TD's

2 - vs. Sam Houston State - 12/9/16

2 - vs. CCSU - 9/10/16

2 - at Virginia - 9/17/83

## JMU Turnovers

8 - at Virginia - 10/13/79

8 - at Towson - 9/15/79

## Opponent Turnovers

10 - vs. South Dakota State - 12/16/17

## Interceptions Made

6 - vs. South Dakota State - 12/16/17 (*Division I record*)

6 - at Gallaudet - 11/17/73

## JMU Fumbles

9 - vs. Davidson - 10/26/85

9 - vs. Liberty - 9/21/85

Lost - 6 - at Virginia - 10/13/79

## Opponent Fumbles

11 - vs. Randolph-Macon - 10/27/79

Lost - 8 - vs. Emory & Henry - 10/26/74

## Opponent Points

69 - at Virginia - 10/13/79

## JMU Win Margin

77 - vs. Rhode Island (84-7) - 10/29/16

## JMU Win Margin on Road

51 - at Elon (51-0) - 10/17/15

## Opponent Win Margin

60 - at Virginia (9-69) - 10/13/79

## Penalties

15 - at UMass - 9/26/87

## Yards Penalized

172 - at ECU - 9/2/17

## 1st-Quarter Points

28 - vs. Rhode Island - 10/29/16

28 - vs. Morehead State - 9/3/16

## 2nd-Quarter Points

35 - vs. Norfolk State - 9/16/17

35 - vs. Morgan State - 9/2/95

## 3rd-Quarter Points

30 - vs. South Dakota State - 12/16/17

## 4th-Quarter Points

28 - vs. Lock Haven - 9/2/00

## 1st-Half Points

52 - vs. Morehead State - 9/3/16

## 2nd-Half Points

42 - vs. Lock Haven - 9/2/00

## Total Points

84 - vs. Rhode Island - 10/29/16

# Individual Top-10 Lists

Game	Season	Career
<b>Rushing Yards</b>	<b>Rushing Yards</b>	<b>Rushing Yards</b>
1. 276 Vad Lee at SMU (9/26/15)	1. 1,770 Rodney Landers 2008	1. 4,168 Warren Marshall 1982-86
2. 265 Cardon Johnson at ECU (9/2/17)	2. 1,719 Curtis Keaton 1999	2. 3,678 Khalid Abdullah 2013-16
3. 264 Warren Marshall vs. William & Mary (10/25/86)	3. 1,708 Khalid Abdullah 2016	3. 3,477 Rodney Landers 2005-08
4. 251 Dae'Quan Scott at Massachusetts (11/19/11)	4. 1,304 Dae'Quan Scott 2011	4. 3,332 Dae'Quan Scott 2009-13
5. 247 Warren Marshall at Liberty (9/22/84)	5. 1,284 Warren Marshall 1986	5. 2,783 Curtis Keaton 1998-99
6. 241 Curtis Keaton vs. Villanova (9/19/98)	6. 1,273 Rodney Landers 2007	6. 2,694 Alvin Banks 2003-06
7. 240 Kelvin Jeter vs. Troy State (11/26/94)	7. 1,199 Kenny Sims 1991	7. 2,665 Kenny Sims 1989-92
8. 237 Curtis Keaton vs. Connecticut (10/23/99)	8. 1,181 Warren Marshall 1985	8. 2,534 Maurice Fenner 2003-06
9. 216 Ron Stith vs. California (Pa.) (10/9/76)	9. 1,157 Kenny Sims 1992	9. 2,322 Eriq Williams 1989-92
10. 213 Jordan Anderson vs. Maine (10/8/11)	10. 1,085 Eugene Holloman 2006	10. 2,319 Greg Medley 1986-89
<b>Rushing Attempts</b>	<b>Rushing Attempts</b>	<b>Rushing Attempts</b>
1. 38 Curtis Keaton at Delaware (11/21/98)	1. 314 Curtis Keaton 1999	1. 737 Warren Marshall 1982-86
2. 36 Trai Sharp at Delaware (9/30/17)	2. 272 Khalid Abdullah 2016	2. 647 Khalid Abdullah 2013-16
36 Raymond Hines vs. William & Mary (11/13/04)	3. 268 Rodney Landers 2008	3. 642 Eriq Williams 1989-92
36 Kelvin Jeter vs. William & Mary (10/12/96)	4. 239 Dae'Quan Scott 2013	4. 551 Alvin Banks 2003-06
5. 35 Curtis Keaton vs. Villanova (9/19/98)	5. 237 Dae'Quan Scott 2011	5. 540 Rodney Landers 2005-08
35 Kenny Sims at Central Florida (11/14/92)	6. 223 Rodney Landers 2007	6. 537 Curtis Keaton 1998-99
7. 34 Curtis Keaton vs. South Florida (10/30/99)	223 Curtis Keaton 1998	7. 473 Maurice Fenner 2003-06
34 Curtis Keaton at New Hampshire (9/18/99)	223 Warren Marshall 1986	8. 453 Butch Robinson 1977-80
34 Anthony Moore vs. Rhode Island (11/15/97)	9. 219 Warren Marshall 1985	9. 448 Greg Medley 1986-89
10. 33 Khalid Abdullah at Villanova (11/12/16)	10. 213 Raymond Hines 2004	10. 440 Dae'Quan Scott 2009-12
33 Curtis Keaton vs. Richmond (11/13/99)		
33 Warren Marshall vs. William & Mary (10/25/86)		
<b>Rushing Touchdowns</b>	<b>Rushing Touchdowns</b>	<b>Rushing Touchdowns</b>
1. 5 Curtis Keaton vs. Connecticut (10/23/99)	1. 20 Khalid Abdullah 2016	1. 39 Khalid Abdullah 2013-16
5 Kelvin Jeter vs. Morgan State (9/2/95)	2. 20 Curtis Keaton 1999	2. 32 Dae'Quan Scott 2009-12
3. 4 Mike Cawley vs. Connecticut (11/12/94)	3. 16 Rodney Landers 2008	32 Eriq Williams 1989-92
4. 3 Many players tied	4. 14 Kenny Sims 1992	4. 31 Rodney Landers 2005-08
	5. 13 Khalid Abdullah 2015	5. 30 Curtis Keaton 1998-99
	6. 12 Dae'Quan Scott 2011	6. 29 Maurice Fenner 2003-06
	12 Rodney Landers 2007	29 Warren Marshall 1982-86
	12 Mike Cawley 1994	8. 28 Alvin Banks 2003-06
	9. 11 Marcus Marshall 2017	9. 25 Kenny Sims 1989-92
	11 Eriq Williams 1991	10. 23 Ron Stith 1973-76
<b>Passing Yards</b>	<b>Passing Yards</b>	<b>Passing Yards</b>
1. 433 Vad Lee at Richmond (11/15/14)	1. 3,462 Vad Lee 2014	1. 7,078 Bryan Schor 2014-17
2. 406 Vad Lee at Villanova (9/20/14)	2. 3,222 Bryan Schor 2017	2. 6,482 Mike Cawley 1993-95
3. 388 Greg Maddox vs. Hofstra (9/12/98)	3. 3,002 Bryan Schor 2016	3. 5,912 Justin Rascati 2004-06
4. 376 Matt LeZotte at Villanova (10/6/01)	4. 2,813 Michael Birdsong 2013	4. 5,652 Vad Lee 2014-15
5. 371 Bryan Schor vs. New Hampshire (12/3/16)	5. 2,459 Mike Cawley 1995	5. 5,356 Eriq Williams 1989-92
6. 359 Bryan Schor vs. Weber State (12/8/17)	6. 2,190 Vad Lee 2015	6. 4,863 Greg Maddox 1996-98
7. 355 Michael Birdsong vs. Stony Brook (11/16/13)	7. 2,045 Justin Rascati 2006	7. 4,504 Matt LeZotte 2001-04
8. 348 Eriq Williams vs. Richmond (10/26/91)	2,045 Justin Rascati 2004	8. 3,661 Justin Thorpe 2008-12
9. 345 Tom Bowles at William & Mary (10/31/81)	9. 2,035 Mike Cawley 1994	9. 3,583 Tom Bowles 1979-83
10. 340 Justin Thorpe at Rhode Island (9/22/12)	10. 1,988 Mike Cawley 1993	10. 3,288 Rodney Landers 2005-08
<b>Passing Attempts</b>	<b>Passing Attempts</b>	<b>Passing Attempts</b>
1. 58 Matt LeZotte at Villanova (10/6/01)	1. 465 Vad Lee 2014	1. 863 Mike Cawley 1993-95
2. 48 Mike Cawley vs. Delaware (10/21/95)	2. 417 Bryan Schor 2017	2. 827 Bryan Schor 2014-17
3. 47 Vad Lee at Charlotte (10/25/14)	3. 376 Michael Birdsong 2013	3. 769 Greg Maddox 1996-98
47 Greg Maddox vs. Hofstra (9/12/98)	4. 361 Mike Cawley 1995	4. 728 Justin Rascati 2004-06
5. 45 Bryan Schor vs. Weber State (12/8/17)	5. 297 Bryan Schor 2016	5. 705 Vad Lee 2014-15
6. 44 Vad Lee vs. Delaware (9/27/14)	297 Greg Maddox 1998	6. 646 Matt LeZotte 2001-04
44 Mike Cawley at Connecticut (9/18/93)	7. 283 Justin Rascati 2004	7. 617 Eriq Williams 1989-92
8. 43 Vad Lee at Villanova (9/20/14)	8. 268 Greg Maddox 1997	8. 584 Tom Bowles 1979-83
43 Michael Birdsong at New Hampshire (11/9/13)	9. 263 Mike Cawley 1994	9. 472 Justin Thorpe 2008-12
43 Greg Maddox vs. New Hampshire (9/28/96)	10. 240 Vad Lee 2015	10. 453 Michael Birdsong 2012-13
43 Mike Cawley at Villanova (9/23/95)		



# Individual Top-10 Lists

Game	Season	Career
<b>Pass Completions</b>	<b>Pass Completions</b>	<b>Pass Completions</b>
1. 34 Matt LeZotte at Villanova (10/6/01)	1. 282 Vad Lee 2014	1. 559 Bryan Schor 2014-17
2. 32 Vad Lee at Charlotte (10/25/14)	2. 271 Bryan Schor 2017	2. 487 Justin Rascati 2004-06
3. 31 Mike Cawley vs. Delaware (10/21/95)	3. 227 Michael Birdsong 2013	3. 479 Mike Cawley 1993-95
4. 30 Bryan Schor vs. New Hampshire (12/3/16)	4. 217 Bryan Schor 2016	4. 446 Vad Lee 2014-15
5. 29 Michael Birdsong at Akron (9/7/13)	5. 196 Mike Cawley 1995	5. 405 Greg Maddox 1996-98
6. 28 Mike Cawley at Connecticut (9/18/93)	6. 185 Justin Rascati 2004	6. 358 Matt LeZotte 2001-04
7. 27 Vad Lee at Richmond (11/15/14)	7. 164 Vad Lee 2015	7. 326 Eriq Williams 1989-92
8. 26 Bryan Schor vs. Stony Brook (12/2/17)	164 Greg Maddox 1998	8. 281 Justin Thorpe 2008-12
26 Vad Lee vs. William & Mary (11/1/14)	9. 153 Justin Rascati 2006	9. 268 Michael Birdsong 2012-13
26 Justin Thorpe at Rhode Island (9/22/12)	10. 152 Mike Cawley 1994	10. 260 Tom Bowles 1979-83
26 Matt LeZotte vs. Northeastern (11/22/03)		
26 Greg Maddox vs. Hofstra (9/12/98)		
<b>Passing Touchdowns</b>	<b>Passing Touchdowns</b>	<b>Passing Touchdowns</b>
1. 5 Bryan Schor vs. ETSU (9/9/17)	1. 30 Vad Lee 2014	1. 62 Bryan Schor 2014-17
5 Bryan Schor vs. New Hampshire (12/3/16)	2. 29 Bryan Schor 2016	2. 51 Vad Lee 2014-15
5 Bryan Schor vs. Rhode Island (10/29/16)	3. 26 Bryan Schor 2017	51 Justin Rascati 2004-06
5 Vad Lee at Towson (10/10/15)	4. 22 Michael Birdsong 2013	4. 42 Mike Cawley 1993-95
5 Michael Birdsong vs. Stony Brook (11/16/13)	5. 21 Vad Lee 2015	5. 40 Eriq Williams 1989-92
6. 4 Bryan Schor at Rhode Island (11/4/17)	21 Rodney Landers 2008	6. 35 Rodney Landers 2005-08
4 Bryan Schor vs. Maine (9/23/17)	7. 20 Justin Rascati 2006	7. 34 Greg Maddox 1996-98
4 Bryan Schor at New Hampshire (10/15/16)	8. 19 Eriq Williams 1991	8. 26 Michael Birdsong 2012-13
4 Vad Lee vs. Albany (9/19/15)	9. 17 Justin Rascati 2005	9. 25 Matt LeZotte 2001-04
4 Vad Lee at Charlotte (10/25/14)	17 Mike Cawley 1995	25 Eric Green 1984-87
4 Eriq Williams vs. Richmond (10/26/91)	17 Eriq Williams 1992	
4 Eriq Williams at William & Mary (9/28/91)		
4 Eriq Williams vs. Central Florida (9/7/91)		
4 Eric Green vs. St. Paul's (10/4/86)		
<b>Receptions</b>	<b>Receptions</b>	<b>Receptions</b>
1. 13 Earnest Payton at Massachusetts (10/10/98)	1. 82 Earnest Payton 1998	1. 185 Earnest Payton 1997-00
2. 13 Earnest Payton at Rhode Island (10/31/98)	2. 64 David McLeod 1993	2. 160 Brandon Ravenel 2013-16
3. 11 D.D. Boxley at Maine (10/16/04)	3. 63 Jay Jones 1996	3. 158 David McLeod 1990-93
4. 10 Terrence Alls vs. Stony Brook (12/2/17)	4. 58 David McLeod 1992	4. 155 Gary Clark 1980-83
10 Alan Harrison at Villanova (10/6/01)	5. 57 Brandon Ravenel 2015	5. 151 Jay Jones 1993-96
10 Jay Jones vs. New Hampshire (9/28/96)	57 Gary Clark 1983	6. 123 Alan Harrison 2000-03
10 David McLeod vs. Boston (11/20/93)	7. 56 Macey Brooks 1996	7. 118 Macey Brooks 1993-96
10 David McLeod at Massachusetts (10/2/93)	8. 55 Terrence Alls 2017	8. 113 Ed Perry 1993-96
10 Gary Clark at William & Mary (10/31/81)	9. 54 Jay Jones 1995	9. 108 L.C. Baker 2004-07
10. 9 Nine Players Tied	10. 46 L.C. Baker 2006	10. 106 Lindsay Fleshman 1997-00
	46 Gary Clark 1982	
<b>Receiving Yards</b>	<b>Receiving Yards</b>	<b>Receiving Yards</b>
1. 192 David McLeod at Villanova (11/13/93)	1. 1,207 David McLeod 1993	1. 2,899 David McLeod 1990-93
2. 189 Riley Stapleton vs. Weber State (12/8/17)	2. 958 Gary Clark 1982	2. 2,863 Gary Clark 1980-83
3. 187 David McLeod vs. New Hampshire (10/16/93)	3. 933 David McLeod 1992	3. 2,807 Earnest Payton 1997-00
5. 185 David McLeod at Youngstown State (9/26/92)	4. 921 Earnest Payton 1998	4. 2,250 Brandon Ravenel 2013-16
185 Gary Clark at Delaware State (10/8/83)	5. 885 Gary Clark 1983	5. 2,014 Macey Brooks 1993-96
6. 184 David McLeod vs. Boston University (11/20/93)	6. 828 Macey Brooks 1996	6. 1,907 Alan Harrison 2000-03
7. 182 Gary Clark at William & Mary (10/31/81)	7. 777 Earnest Payton 1997	7. 1,862 Jay Jones 1993-96
8. 181 Earnest Payton vs. Lock Haven (9/2/00)	8. 751 Jay Jones 1996	8. 1,637 Lindsay Fleshman 1997-00
9. 170 Gary Clark vs. C.W. Post (10/10/81)	9. 720 Brandon Ravenel 2016	9. 1,450 Daniel Brown 2011-14
10. 168 Rockeed McCarter vs. VMI (9/19/09)	10. 710 Jay Jones 1995	10. 1,434 L.C. Baker 2004-07
<b>Receiving Touchdowns</b>	<b>Receiving Touchdowns</b>	<b>Receiving Touchdowns</b>
1. 3 Daniel Schiele vs. Rhode Island (10/29/16)	1. 14 Macey Brooks 1996	1. 25 Macey Brooks 1993-96
3 Daniel Brown vs. Albany (10/5/13)	2. 8 DeAndre' Smith 2014	2. 21 David McLeod 1990-93
3 Macey Brooks at Boston (9/21/96)	8 Daniel Brown 2013	3. 17 Daniel Brown 2011-14
3 Macey Brooks at McNeese State (9/14/96)	8 L.C. Baker 2006	4. 16 Gary Clark 1980-83
3 Gary Clark vs. Liberty (9/24/83)	8 David McLeod 1991	5. 15 Brandon Ravenel 2013-16
3 Gary Clark vs. C.W. Post (10/10/81)	6. 7 Daniel Brown 2014	6. 14 Mike Caussin 2006-09
7. 2 Many players tied	7 Jay Jones 1995	14 Alan Harrison 2000-03
	7 David McLeod 1992	14 Jay Jones 1993-96
	7 Keith Thornton 1988	9. 13 Rockeed McCarter 2006-09
		13 L.C. Baker 2004-07
		13 Earnest Payton 1997-00

# Individual Top-10 Lists

Game	Season	Career
<b>Total Offense</b>	<b>Total Offense</b>	<b>Total Offense</b>
1. 565 Vad Lee at SMU (9/26/15)	1. 4,288 Vad Lee 2014	1. 8,241 Bryan Schor 2014-17
2. 478 Vad Lee at Villanova (9/20/14)	2. 3,571 Bryan Schor 2016	2. 7,678 Eriq Williams 1989-92
3. 455 Vad Lee at Richmond (11/15/14)	3. 3,544 Bryan Schor 2017	3. 7,292 Vad Lee 2014-15
4. 418 Vad Lee vs. Richmond (10/24/15)	4. 3,304 Rodney Landers 2008	4. 7,249 Mike Cawley 1993-95
5. 408 Rodney Landers at Rhode Island (10/13/07)	5. 3,038 Michael Birdsong 2013	5. 7,111 Justin Rascati 2004-06
6. 405 Matt LeZotte at Villanova (10/6/01)	6. 3,004 Vad Lee 2015	6. 6,765 Rodney Landers 2005-08
7. 404 Vad Lee at Charlotte (10/25/14)	7. 2,951 Rodney Landers 2007	7. 5,412 Justin Thorpe 2008-12
8. 402 Vad Lee vs. Morehead State (9/5/15)	8. 2,624 Mike Cawley 1994	8. 4,825 Greg Maddox 1996-98
9. 391 Michael Birdsong vs. Stony Brook (11/16/13)	9. 2,563 Justin Rascati 2006	9. 4,623 Matt LeZotte 2001-04
10. 390 Greg Maddox vs. Hofstra (9/12/98)	10. 2,529 Mike Cawley 1995	10. 4,554 Tom Bowles 1979-83
<b>Scoring (Rushing + Receiving + Kicking)</b>	<b>Scoring (Rushing + Receiving + Kicking)</b>	<b>Scoring (Rushing + Receiving + Kicking)</b>
1. 30 Curtis Keaton vs. Connecticut (10/23/99)	1. 150 Khalid Abdullah 2016	1. 270 Khalid Abdullah 2013-16
30 Kelvin Jeter vs. Morgan State (9/2/95)	2. 132 Tyler Gray 2016	2. 258 Dae'Quan Scott 2009-13
3. 24 Alvin Banks vs. Northeastern (9/23/06)	3. 126 Curtis Keaton 1999	3. 231 David Rabil 2003-06
24 Mike Cawley vs. Connecticut (11/12/94)	4. 99 Ryan Maglio 2015	4. 220 John Coursey 1993-96
24 Gary Clark vs. Liberty (9/24/83)	99 Dave Stannard 2008	5. 215 Cameron Starke 2010-13
6. 20 Mike Cawley vs. Delaware (10/9/93)	6. 96 Rodney Landers 2008	6. 208 Warren Marshall 1982-86
20 Eric Green vs. Morehead State (9/19/87)	7. 91 Dave Stannard 2007	7. 204 Eriq Williams 1989-92
8. 18 Many players tied	8. 84 Macey Brooks 1996	8. 194 Alvin Banks 2003-06
	84 Kenny Sims 1992	<b>9. 191 Tyler Gray 2015-</b>
	10. 83 David Rabil 2006	10. 190 Dave Stannard 2007-08
<b>Touchdowns (Rushing + Receiving)</b>	<b>Touchdowns (Rushing + Receiving)</b>	<b>Touchdowns (Rushing + Receiving)</b>
1. 5 Curtis Keaton vs. Connecticut (10/23/99)	1. 25 Khalid Abdullah 2016	1. 45 Khalid Abdullah 2013-16
5 Kelvin Jeter vs. Morgan State (9/2/95)	2. 21 Curtis Keaton 1999	2. 43 Dae'Quan Scott 2009-13
3. 4 Alvin Banks vs. Northeastern (9/23/06)	3. 16 Rodney Landers 2008	3. 34 Warren Marshall 1982-86
4 Mike Cawley vs. Connecticut (11/12/94)	4. 14 Macey Brooks 1996	4. 33 Eriq Williams 1989-92
4 Gary Clark vs. Liberty (9/24/83)	14 Kenny Sims 1992	5. 32 Alvin Banks 2003-06
6. 3 Many players tied	6. 13 Khalid Abdullah 2015	6. 31 Rodney Landers 2005-08
	13 Dae'Quan Scott 2013	31 Curtis Keaton 1998-99
	13 Dae'Quan Scott 2011	8. 29 Maurice Fenner 2003-06
	13 Griff Yancey 2008	9. 25 Macey Brooks 1993-96
	10. 12 Six Players Tied	25 Kenny Sims 1989-92
<b>All-Purpose Yards</b>	<b>All-Purpose Yards</b>	<b>All-Purpose Yards</b>
1. 339 Jay Jones at Richmond (10/19/96)	1. 2,024 Curtis Keaton 1999	1. 5,659 Delvin Joyce 1997-2000
2. 323 Griff Yancey at Delaware (11/3/07)	2. 1,992 Khalid Abdullah 2016	2. 4,704 Dae'Quan Scott 2009-13
3. 322 Delvin Joyce vs. East Tennessee State (9/13/97)	3. 1,770 Rodney Landers 2008	3. 4,621 Warren Marshall 1982-86
4. 276 Vad Lee at SMU (10/26/15)	4. 1,741 Delvin Joyce 1998	4. 4,077 Khalid Abdullah 2013-16
5. 266 Rodney Stockett at Georgia Southern (11/15/86)	5. 1,563 Delvin Joyce 1997	5. 3,963 Gary Clark 1980-83
6. 265 Delvin Joyce vs. Delaware (10/18/97)	6. 1,545 Dae'Quan Scott 2011	6. 3,562 Rodney Landers 2005-08
7. 264 Warren Marshall vs. William & Mary (10/25/86)	7. 1,515 Jay Jones 1996	7. 3,384 Earnest Payton 1997-2000
8. 263 Brandon Ravenel vs. New Hampshire (12/3/16)	8. 1,495 Gary Clark 1983	8. 3,369 Rodney Stockett 1984-87
9. 262 Delvin Joyce vs. Villanova (10/7/00)	9. 1,488 Dae'Quan Scott 2013	9. 3,263 Alvin Banks 2003-06
10. 256 Gary Clark vs. Appalachian State (9/11/82)	10. 1,465 Warren Marshall 1986	10. 3,120 Curtis Keaton 1998-99
<b>Kickoff Return Yards</b>	<b>Kickoff Return Yards</b>	<b>Kickoff Return Yards</b>
1. 268 Jay Jones at Richmond (10/19/96)	1. 737 Jay Jones 1996	1. 2,166 Scotty McGee 2006-09
2. 184 Brandon Ravenel vs. Colgate (12/5/15)	2. 727 Delvin Joyce 1998	2. 1,902 Delvin Joyce 1997-2000
3. 180 Robert Turner vs. Delaware (10/29/83)	3. 668 Shaun Marshall 1995	3. 1,434 Dwight Robinson 1991-94
4. 175 Rodney Stockett at Georgia Southern (11/15/86)	4. 656 Delvin Joyce 1997	4. 1,290 Rodney Stockett 1984-87
5. 168 Delvin Joyce vs. Villanova (9/19/98)	5. 640 Scotty McGee 2009	5. 1,165 Dejour Simmons 2011-14
6. 157 Scotty McGee at Duke 8/30/08)	640 Scotty McGee 2008	6. 1,155 Tom Green 1989-91
157 Scotty McGee at Youngstown State (11/25/06)	7. 545 Scotty McGee 2007	7. 994 Ardon Bransford 2003-06
8. 155 John Allen at Connecticut (9/18/93)	8. 538 Rodney Stockett 1986	8. 896 Kerby Long 2007-11
9. 154 Scotty McGee at Appalachian State (11/24/07)	9. 516 Robert Turner 1983	9. 819 Jay Jones 1993-96
10. 153 Charles Tutt at Towson (10/10/15)	10. 510 Dwight Robinson 1994	10. 728 Shaun Marshall 1992-95



# Individual Top-10 Lists

Game	Season	Career
<b>Punt Return Yards</b>	<b>Punt Return Yards</b>	<b>Punt Return Yards</b>
1. 183 Gary Clark at Virginia (9/17/83)	1. 426 Rashard Davis 2016	1. 1,488 Delvin Joyce 1997-2000
2. 135 Delvin Joyce vs. Villanova (9/7/00)	2. 411 Delvin Joyce 2000	2. 817 Anthony Archer 1989-91
3. 119 Delvin Joyce vs. Elon (9/26/98)	3. 403 Gary Clark 1982	3. 774 L.C. Baker 2004-07
4. 116 L.C. Baker vs. Lock Haven (9/4/04)	4. 400 Delvin Joyce 1999	4. 748 Gary Clark 1980-83
5. 108 Delvin Joyce vs. Delaware (9/18/99)	5. 388 Delvin Joyce 1998	5. 575 John Allen 1991-94
6. 106 Anthony Archer at William & Mary (11/11/89)	6. 345 Anthony Archer 1991	6. 570 Rodney Stockett 1984-87
7. 105 Cortez Thompson vs. Delaware (11/6/04)	345 Anthony Archer 1990	7. 489 John Miller 2014-17
8. 103 Anthony Archer vs. Georgia Southern (10/19/91)	8. 303 Gary Clark 1983	489 Rashard Davis 2013-16
9. 100 L.C. Baker at Villanova (11/11/06)	9. 296 Scotty McGee 2008	9. 421 Dae'Quan Scott 2009-13
10. 99 Gary Clark vs. Appalachian State (9/11/82)	10. 289 Delvin Joyce 1997	10. 393 Scotty McGee 2006-09
<b>Field Goals Made</b>	<b>Field Goals Made</b>	<b>Field Goals Made</b>
1. 3 Ethan Ratke vs. Weber State (12/8/17)	1. 15 Cameron Starke 2011	1. 39 John Coursey 1993-96
3 Tyler Gray vs. Villanova (10/14/17)	15 John Coursey 1994	2. 37 Cameron Starke 2010-13
3 Ryan Maglio at Towson (10/10/15)	15 Scott Norwood 1980	3. 32 David Rabil 2003-06
3 Ryan Maglio vs. William & Mary (11/1/14)	4. 14 Ethan Ratke 2017	32 Scott Norwood 1978-81
3 Cameron Starke at Delaware (9/28/13)	14 Tyler Gray 2016	5. 30 Mickey Stinnett 1982-84
3 Dave Stannard vs. Richmond (10/27/07)	14 Mike Glover 1999	<b>6. 23 Tyler Gray 2015-</b>
3 Burke George vs. Florida Atlantic (9/14/02)	14 John Coursey 1995	23 Dave Stannard 2007-08
3 Mike Glover vs. Villanova (10/7/00)	8. 13 Burke George 2002	23 Burke George 2001-03
3 Mike Glover at Hofstra (11/20/99)	13 Nelson Garner 1997	9. 22 Ryan Maglio 2014-15
3 Mike Glover at Villanova (10/2/99)	13 Mickey Stinnett 1984	22 Mike Glover 1997, 1999-2001
3 John Coursey at William & Mary (9/9/95)		
3 John Coursey at Delaware (10/8/94)		
3 Mickey Stinnett vs. East Tennessee State (9/25/82)		
3 Scott Norwood vs. East Tennessee State (11/8/80)		
3 Scott Norwood vs. Liberty (10/11/80)		
3 Scott Norwood vs. Morehead State (11/10/79)		
<b>Punting Average (min. 3)</b>	<b>Punting Average</b>	<b>Punting Average</b>
1. 53.0 John Druett vs. Liberty (9/21/95)	1. 43.8 Chris Wright 1998	1. 43.5 Chris Wright 1996, 98
2. 52.5 Brad Hudgins vs. Massachusetts (10/5/91)	2. 43.7 Nelson Garner 1997	2. 41.8 Nelson Garner 1994-97
3. 52.0 Scott Frazier at Youngstown State (9/26/92)	3. 42.5 Gunnar Kane 2015	3. 41.4 John Druett 1985-87
4. 50.0 David Skahn at Maine (11/3/12)	4. 42.1 John Druett 1987	4. 41.0 Scott Todd 1987-90
5. 49.5 Connor Arnone vs. Albany (10/5/13)	5. 42.0 Gunnar Kane 2016	5. 40.7 Gunnar Kane 2014-16
49.5 Scott Todd vs. Liberty (10/1/88)	6. 41.9 Nelson Garner 1996	6. 40.3 Mickey Stinnett 1982-84
7. 49.0 Gunnar Kane vs. Rhode Island (10/29/16)	7. 41.5 Nick Englehart 2003	7. 39.5 David Skahn 2009-12
49.0 Mickey Stinnett at Richmond (11/5/83)	41.5 Scott Todd 1989	8. 39.4 Connor Arnone 2012-14
9. 48.8 Nelson Garner vs. Boston (11/22/97)	9. 41.3 Harry O'Kelly 2017	9. 39.3 Nick Englehart 2002-05
48.8 Scott Todd at Appalachian State (9/23/89)	10. 40.9 Mickey Stinnett 1983	10. 38.9 Mike Glover 1997, 99-2001
	40.9 Greg Caldwell 1981	
<b>Tackles</b>	<b>Tackles</b>	<b>Tackles</b>
1. 26 Clyde Hoy vs. Towson (11/7/81)	1. 167 Clyde Hoy 1981	1. 506 Charles Haley 1982-85
26 Clyde Hoy at U.S. Merchant Marine (10/4/80)	2. 166 Dale Caparaso 1978	2. 503 Clyde Hoy 1978-81
3. 25 Dean McCullough vs. Massachusetts (9/6/86)	166 Dale Caparaso 1976	3. 487 Dale Caparaso 1976, 78-79
25 Dale Caparaso at Davidson (10/16/76)	4. 161 Dennard Melton 2003	4. 445 Stephon Robertson 2010-13
5. 24 Clyde Hoy vs. Furman (10/17/81)	5. 157 Derrick Lloyd 2001	5. 438 Woody Bergeria 1974-77
6. 23 Derrick Lloyd vs. Rhode Island (9/22/01)	6. 156 Derick Pack 2000	6. 427 Dean McCullough 1983-86
23 Marty Fitzgerald at Massachusetts (9/26/87)	7. 155 Dale Caparaso 1979	7. 416 Tony LeZotte 2004-07
8. 22 Four Players Tied	8. 151 Dean McCullough 1986	8. 399 Derick Pack 1999-2001
	9. 148 Dewey Windham 1975	9. 362 Eupton Jackson 1987-90
	10. 147 Two Players Tied	10. 354 Gage Steele 2013-16
<b>Sacks</b>	<b>Sacks</b>	<b>Sacks</b>
1. 5# Jim McHugh at Emory & Henry (10/25/75)	1. 13.5 Sage Harold 2014	1. 33 Chris Morant 1998-2000
2. 5# Bob Dunn at Emory & Henry (10/25/75)	2. 12 Chris Morant 1999	2. 29 Arthur Moats 2006-09
3. 4.5 Kwynn Walton vs. VMI (10/30/04)	3. 11.5 Arthur Moats 2008	3. 28 Woody Bergeria 1974-77
4. 4 John Baranowsky vs. Towson (11/17/07)	11.5 Richard Hicks 2002	4. 26 Andrew Ankrah 2014-17
4 Chris Morant at Rhode Island (10/31/98)	5. 11 Arthur Moats 2009	5. 25.5 Sage Harold 2011-14
4 Greg Colvin vs. VMI (10/22/88))	11 Kevin Winston 2006	6. 25 Larry Smith 1975-78
4 Charles Haley vs. Davidson (10/26/85)	11 Chris Morant 1998	7. 24.5 Kevin Winston 2003-06
8. 3.5 Andrew Ankrah at SMU (9/26/15)	11 Larry Smith 1977	8. 21 Mark Baird 1974-77
3.5 Brandon Lee vs. Stony Brook (11/16/13)	9. 10.5 Andrew Ankrah 2015	21 Bob Dunn 1974-76
3.5 Arthur Moats vs. Villanova 12/6/08)	10. 10 Six Players Tied	10. 19 Richard Hicks 1999-2002
3.5 Derrick Lloyd at Massachusetts (10/20/01)		
# 1975 totals may include shared sacks		

# Individual Top-10 Lists

Game			Season			Career				
Interceptions			Interceptions			Interceptions				
1.	3	Jimmy Moreland vs. South Dakota State (12/16/17)	1.	9	Jordan Brown	2017	1.	14	Raven Greene	2013-17
	3	Chris Jacobs vs. Georgia Southern (11/2/85)	2.	8	Jimmy Moreland	2017	2.	13	Jordan Brown	2014-17
	3	Bob Logan at Emory & Henry (9/11/76)		8	Tony Booth	1997		<b>13</b>	<b>Jimmy Moreland</b>	<b>2014-</b>
4.	2	Many Players Tied	4.	7	Rashad Robinson	2017		13	Clint Kent	2002-05
				7	Terry Hansrote	1977		13	Bob Logan	1975-78
				7	Bob Logan	1976		12	Dean Marlowe	2011-14
			7.	6	Raven Greene	2016	7.	11	Taylor Reynolds	2013-16
				6	Quincy Waller	1995		11	John Stein	1993-96
				6	Chris Parrott	1992		11	Mike Thurman	1978-82
				6	Brent Good	1974	<b>10.</b>	<b>10</b>	<b>Rashad Robinson</b>	<b>2015-</b>
			11.	5	Nine Players Tied			10	Mike Masella	1995-98
								10	Terry Hansrote	1975-77
Interception Return Yards			Interception Return Yards			Interception Return Yards				
1.	101	Taylor Reynolds at Richmond (11/15/14)	1.	146	Tony Jordan	1996	1.	258	Raven Greene	2013-17
2.	100	Tony LeZotte vs. Towson (11/19/05)		146	Bob Logan	1976	2.	229	Bob Logan	1975-78
3.	94	Tony Jordan vs. William & Mary (10/12/96)	3.	145	Rashad Robinson	2017	3.	201	Taylor Reynolds	2013-
4.	82	Rashad Robinson vs. New Hampshire (10/28/17)	4.	127	Taylor Reynolds	2014		201	Cortez Thompson	2001-04
5.	77	Jordan Brown at William & Mary (10/21/17)	5.	113	Raven Greene	2016	5.	183	Jordan Brown	2014-17
6.	76	Bob Logan at Emory & Henry (9/11/76)	6.	107	Quincy Waller	1995	<b>6.</b>	<b>173</b>	<b>Rashad Robinson</b>	<b>2014-</b>
7.	70	Akeem Jordan at Massachusetts (10/15/05)	7.	105	Clint Kent	2004	7.	157	Clint Kent	2002-05
8.	69	Clint Kent at William & Mary (12/10/04)		105	Brent Good	1974	8.	155	Akeem Jordan	2003-06
9.	67	Trey Townsend vs. Delaware (11/6/04)	9.	100	Raven Greene	2017	<b>9.</b>	<b>146</b>	<b>Jimmy Moreland</b>	<b>2014-</b>
10.	65	Quincy Waller vs. McNeese State (9/16/95)		100	Tony LeZotte	2005		146	Tony Jordan	1993, 95-96
							11.	145	Mike Thurman	1978-82



# Team Single-Game Top-5 Lists

## Rushing Yards

501 — vs. Frostburg State — 10/23/76  
498 — vs. Morehead State — 9/3/16  
491 — vs. Washington & Lee — 9/9/78  
472 — vs. Norfolk State — 9/16/17  
442 — vs. Towson State — 10/12/91

Road only:

440 — at SMU — 9/26/15  
440 — at Towson — 11/22/08  
410 — at ECU — 9/2/17  
406 — at Elon — 10/17/15  
403 — at Delaware — 11/3/07

## Most Rushes

84 — at Richmond — 9/22/90  
79 — vs. Frostburg State — 10/23/76  
74 — vs. Morehead State — 9/3/16  
72 — vs. Washington & Lee — 9/9/78  
71 — vs. ETSU — 11/8/86  
71 — at Emory & Henry — 9/11/76

## Rushing Touchdowns

10 — vs. Morehead State — 9/3/16  
9 — vs. Gallaudet — 11/16/74  
8 — vs. Morgan State — 9/2/95  
7 — vs. Norfolk State — 9/16/17  
7 — at Towson — 11/22/08  
7 — vs. Bloomsburg State — 9/2/89  
7 — vs. Washington & Lee — 9/9/78

## Passing Yards

433 — at Richmond — 11/15/14  
408 — vs. New Hampshire — 12/3/16  
406 — at Villanova — 9/20/14  
388 — vs. Hofstra — 9/12/98  
382 — vs. New Hampshire — 10/16/93

Road only:

433 — at Richmond — 11/15/14  
406 — at Villanova — 9/20/14  
376 — at Villanova — 10/6/01  
352 — at William & Mary — 10/31/81  
347 — at Rhode Island — 9/22/12

## Passing Completions

34 — at Villanova — 10/6/01  
33 — vs. Delaware — 10/21/95  
32 — at Charlotte — 10/25/14  
31 — vs. New Hampshire — 12/3/16  
29 — at Akron — 9/7/13

Road only:

34 — at Villanova — 10/6/01  
32 — at Charlotte — 10/25/14  
29 — at Akron — 9/7/13  
28 — at Connecticut — 9/18/93  
27 — at Richmond — 11/15/14  
27 — at Rhode Island — 9/22/12

## Passing Percentage (Min. 15 att.)

.941 (16-17) — vs. Elon — 11/19/16  
.875 (21-24) — vs. Rhode Island — 10/29/16  
.867 (13-15) — vs. Maine — 10/8/05  
.867 (13-15) — at Rhode Island — 11/2/02  
.864 (19-22) — vs. Hofstra — 10/2/04

## Passing Touchdowns

6 — vs. New Hampshire — 12/3/16  
5 — vs. ETSU — 9/9/17  
5 — vs. Rhode Island — 10/29/16  
5 — at Towson — 10/10/15  
5 — vs. Stony Brook — 11/16/13  
5 — vs. Richmond — 10/26/91

## Interceptions Thrown

6 — vs. Delaware — 11/3/01  
5 — vs. Albany — 9/19/15  
5 — at Shippensburg — 11/12/83  
4 — 10 times

## Total Offense

729 — at SMU — 9/26/15  
728 — vs. Norfolk State — 9/16/17  
713 — vs. Morehead State — 9/5/15  
699 — vs. Elon — 11/19/16  
657 — vs. St. Paul's — 10/4/86

Road only:

729 — at SMU — 9/26/15  
614 — at ECU — 9/2/16  
606 — at Lehigh — 9/6/14  
604 — at Elon — 10/17/15  
570 — at Charlotte — 10/25/14

## Touchdowns

12 — vs. Rhode Island — 10/29/16  
11 — vs. Morehead State — 9/3/16  
11 — vs. Gallaudet — 11/16/74  
10 — vs. Norfolk State — 9/16/17  
10 — vs. Lock Haven — 9/2/00  
10 — vs. Morgan State — 9/2/95

## Plays

99 — vs. Delaware — 9/27/14  
96 — at Richmond — 9/22/90  
95 — at Charlotte — 10/25/14  
94 — vs. Charlotte — 9/21/13  
94 — at Akron — 9/7/13

## First Downs

40 — vs. Albany — 9/19/15  
39 — vs. Norfolk State — 9/16/17  
38 — vs. Saint Francis (Pa.) — 9/1/12  
34 — vs. Morehead State — 9/3/16  
34 — at SMU — 9/26/15

Road/Neutral only:

34 — at SMU — 9/26/15  
32 — vs. Montana — 12/17/04 (title game)  
31 — at Lehigh — 9/6/14  
30 — at Richmond — 9/22/90  
28 — five times

## All-Purpose Yards

934 — vs. Lock Haven — 9/2/00  
876 — vs. Norfolk State — 9/16/17  
851 — vs. Elon — 11/19/16  
820 — vs. Lock Haven — 9/4/04  
782 — vs. Albany — 9/19/15

## Punting Average

54.0 — vs. Lehigh — 9/12/15  
52.5 — at Youngstown State — 9/26/92  
49.5 — vs. Albany — 10/5/13  
49.0 — vs. Rhode Island — 10/29/16  
49.0 — at Richmond — 11/5/83

## JMU Turnovers

8 — at Virginia — 10/13/79  
8 — at Towson — 9/15/79  
7 — 10 times

## Interceptions Made

6 — vs. South Dakota State — 12/16/17  
6 — at Gallaudet — 11/17/73  
5 — vs. Stony Brook — 12/2/17  
5 — vs. Rhode Island — 10/29/16  
5 — at Villanova — 10/6/01  
5 — at Maine — 9/27/97  
5 — at Northeastern — 11/23/91

## JMU Fumbles

9 — vs. Davidson — 10/26/85  
9 — vs. Liberty — 9/21/85  
8 — vs. Youngstown State — 10/20/90  
8 — at William & Mary — 10/6/79  
8 — vs. Salisbury — 10/15/77

## JMU Fumbles Lost

6 — at Virginia — 10/13/79  
5 — seven times

## Opponent Points

69 — at Virginia — 10/13/79  
59 — vs. Richmond — 10/24/15  
59 — at Shippensburg — 11/12/77  
56 — at North Carolina — 9/17/16  
52 — at Maryland — 8/30/14

## JMU Win Margin

77 — vs. Rhode Island — 10/29/16  
73 — vs. Morehead State — 9/3/16  
72 — vs. Lock Haven (72-0) — 9/2/00  
69 — vs. Morgan State (76-7) — 9/2/95  
62 — vs. St. Paul's (62-0) — 10/4/86

# Team Single-Game Top-5 Lists

## JMU Win Margin on Road

51 — at Elon (51-0) — 10/17/15  
39 — at Villanova (42-3) — 11/13/93  
38 — at VMI (45-7) — 9/30/06  
35 — at Rhode Island (38-3) — 11/4/17  
35 — at Richmond (55-20) — 11/15/14  
35 — at Towson (38-3) — 11/18/06

## Opponent Win Margin

60 — at Virginia (9-69) — 10/13/79  
47 — at Virginia Tech (0-47) — 9/4/99  
45 — at Maryland (7-52) — 8/30/14  
45 — at Appalachian State (0-45) — 9/12/81  
43 — at Virginia Tech (0-43) — 9/7/03

## Penalties

15 — at Massachusetts — 9/26/87  
14 — at ECU — 9/2/17  
14 — vs. Morehead State — 9/19/87  
14 — vs. ETSU — 11/8/86  
14 — vs. Towson State — 11/23/85  
14 — vs. Randolph-Macon — 10/27/79

## Yards Penalized

172 — at ECU — 9/2/17  
165 — vs. ETSU — 11/8/86  
150 — vs. Randolph-Macon — 10/27/79  
148 — vs. Towson State — 11/23/85  
131 — at Massachusetts — 9/26/87  
128 — vs. Morehead State — 9/19/87

## 1st-Quarter Points

28 — vs. Rhode Island — 10/29/16  
28 — vs. Morehead State — 9/3/16  
23 — vs. Randolph-Macon — 10/27/79  
21 — 17 times (last vs. ETSU, 9/9/17)

## 2nd-Quarter Points

35 — vs. Norfolk State —  
35 — vs. Morgan State — 9/2/95  
28 — vs. New Hampshire — 12/3/16  
28 — vs. Colgate — 12/5/15  
28 — vs. Lehigh — 9/12/15  
28 — vs. Elon — 11/22/14  
28 — vs. Lock Haven — 9/3/05  
28 — vs. Connecticut — 10/23/99  
28 — vs. Shippensburg — 11/13/82

## 3rd-Quarter Points

30 — vs. South Dakota State — 12/16/17  
28 — vs. Lock Haven — 9/4/04  
28 — vs. Liberty — 9/9/00  
26 — vs. Gallaudet — 11/16/74  
23 — vs. Sam Houston State — 12/9/16  
21 — 11 times (last vs. New Hampshire, 12/3/16)

## 4th-Quarter Points

28 — vs. Lock Haven — 9/2/00  
24 — vs. Villanova — 10/7/00  
23 — vs. Delaware — 10/29/83  
21 — 12 times (last vs. Weber State, 12/8/17)

## 1st-Half Points

52 — vs. Morehead State — 9/3/16  
49 — vs. Rhode Island — 10/29/16  
49 — vs. Morgan State — 9/3/95  
45 — vs. Elon — 11/22/14  
45 — vs. Towson — 11/19/05

## 2nd-Half Points

42 — vs. Lock Haven — 9/2/00  
40 — vs. Gallaudet — 11/16/74  
36 — vs. Elon — 11/19/16  
35 — vs. Rhode Island — 10/29/16  
35 — vs. Towson — 10/11/14  
35 — vs. Appalachian State — 9/20/08  
35 — at Hofstra — 10/1/05  
35 — at Northeastern — 11/6/93  
35 — vs. Washington & Lee — 9/9/78

## Total Points

84 — vs. Rhode Island — 10/29/16  
80 — vs. Morehead State — 9/3/16  
76 — vs. Morgan State — 9/2/96  
75 — vs. Norfolk State — 9/16/17  
72 — vs. Lock Haven — 9/2/00



# JMU Long Plays

## Rush

1. 95 (TD)	Joe Sparksman vs. William & Mary	11/10/90
2. 92 (TD)	Brian Coe at Delaware State	10/8/83
3. 87 (TD)	Marcus Marshall vs. South Dakota State	12/16/17
4. 86 (TD)	Griff Yancey at Delaware	11/3/07
86 (TD)	Ron Stith vs. Frostburg State	10/23/76
6. 85 (TD)	Cardon Johnson at ECU	9/2/17
85 (TD)	Khalid Abdullah at Maine	9/24/16
8. 83 (TD)	Maurice Fenner vs. Lock Haven	9/4/04
9. 82 (TD)	Stan Jones at Emory & Henry	9/11/76
10. 81 (TD)	Rodney Landers vs. Delaware State	9/17/05
81 (TD)	Ron Stith at Frostburg State	10/18/75

## Pass

1. 93 (TD)	Vad Lee to DeAndre' Smith at Richmond	11/15/14
2. 86 (TD)	Mike Cawley to David McLeod vs. New Hampshire	10/16/93
3. 82 (TD)	Mike Cawley to Jay Jones at Appalachian State	11/25/95
4. 81 (TD)	Jayson Cooke to Tahir Hinds vs. Rhode Island	11/1/03
5. 80 (TD)	Jace Edwards to Kerby Long vs. Villanova	10/15/11
80 (TD)	Jon Roddy to Gary Clark at Virginia	9/18/82
7. 78 (TD)	Eriq Williams to David McLeod vs. Hofstra	9/19/92
8. 77 (TD)	Drew Dudzik to Jamal Sullivan at Virginia Tech	9/11/10
77 (TD)	Matt LeZotte to Jason Mallory at Delaware	10/12/02
10. 73 (TD)	Eric Green to Warren Marshall vs. St. Paul's	10/4/86

## Kickoff Return

1. 100 (TD)	Dejor Simmons vs. Richmond	10/12/13
100 (TD)	Scotty McGee vs. Towson	11/17/07
3. 99 (TD)	Scotty McGee vs. Appalachian State	9/20/08
99 (TD)	Scotty McGee at Youngstown State	11/25/06
99 (TD)	Jay Jones at Richmond	10/19/96
6. 98 (TD)	Brandon Ravenel vs. Villanova	11/21/15
98 (TD)	Tony Booth vs. Northeastern	11/7/98
98 (TD)	Shaun Marshall vs. Boston	10/7/95
9. 95 (TD)	Gary Clark vs. Liberty	9/24/83
10. 94 (TD)	Dwight Robinson vs. Villanova	10/15/94

## Punt Return

1. 89 (TD)	Gary Clark at Virginia	9/17/83
2. 87 (TD)	Cortez Thompson vs. Delaware	11/6/04
87 (TD)	Gary Clark at Virginia	9/17/83
4. 80 (TD)	Anthony Archer vs. Georgia Southern	10/19/91
5. 79 (TD)	Gary Clark vs. Appalachian State	9/11/82
6. 77 (TD)	Earnest Payton vs. Boston University	11/22/97
7. 76 (TD)	Rashard Davis vs. Morehead State	9/3/16
8. 75 (TD)	Rashard Davis vs. Elon	11/19/16
75 (TD)	Rashard Davis vs. Central Connecticut	9/10/16
75 (TD)	Anthony Archer at William & Mary	11/11/89

## Interception Return

1. 100 (TD)	Tony LeZotte vs. Towson	11/19/05
2. 94 (TD)	Tony Jordan vs. William & Mary	10/12/96
3. 82 (TD)	Rashad Robinson vs. New Hampshire	10/28/17
4. 70 (TD)	Akeem Jordan at Massachusetts	10/15/05
5. 69 (TD)	Clint Kent at William & Mary	12/10/04
6. 67 (TD)	Trey Townsend vs. Delaware	11/6/04
7. 65 (TD)	Quincy Waller vs. McNeese State	9/16/95
8. 63 (TD)	Rashad Robinson at William & Mary	10/21/17
63 (TD)	Bob Logan at Shippensburg	11/15/75
10. 62 (TD)	Jon Williams at Maryland	9/12/09
62 (TD)	Mike Thurman at U.S. Merchant Marine	10/4/80
* 100 (PAT)	Mike Masella vs. Villanova	9/19/98

## Fumble Return

1. 99 (TD)	Chris Morant vs. Northeastern	11/7/98
2. 94 (TD)	Mark Coates vs. Delaware	9/25/99
3. 84 (TD)	Dan Kobosko at Richmond	11/12/88
4. 77 (TD)	Taylor Reynolds vs. Villanova	11/21/15
5. 68 (TD)	Arthur Moats vs. Towson	11/21/09
6. 53 (TD)	Cortez Thompson at Rhode Island	11/2/02
7. 46 (TD)	Andy Bailey at William & Mary	10/11/98
8. 38 (TD)	Jamaris Sanders at Massachusetts	11/14/09
38 (TD)	Kevin Winston vs. Richmond	10/28/06
10. 35 (TD)	Brandon Beach at West Virginia	9/25/04

## Field Goal

1. 53	Mickey Stinnett vs. Richmond	9/1/84
2. 52	Mike Glover vs. South Florida	10/30/99
3. 51	Jason Pritchard at Richmond	10/11/08
51	Scott Norwood vs. Towson State	11/7/81
51	Scott Norwood vs. Morehead State	11/10/79
6. 50	Jason Pritchard at Rhode Island	10/13/07
50	Burke George at Hofstra	9/21/02
50	Burke George at Maine	9/29/01
50	Mike Glover at Hofstra	11/20/99
50	Nelson Garner at William & Mary	10/11/97

## Punt

1. 73	Nelson Garner vs. Boston University	10/7/95
73	Scott Todd vs. Appalachian State	9/10/88
3. 71	Winston Bersch vs. Salisbury State	10/13/73
4. 70	Jason Pritchard vs. Towson	11/17/07
5. 69	Scott Todd vs. Richmond	11/12/88
6. 67	Nelson Garner at Northeastern	11/8/97
7. 66	Harry O'Kelly vs. South Dakota State	12/16/17
66	Gunnar Kane vs. William & Mary	10/8/16
66	Mike Glover vs. South Florida	10/30/99
10. 65	David Skahn vs. Alcorn State	9/8/12
65	Matt Goff at Liberty	9/19/09

## Opponent Long Plays

Rush . . . . .	94	(TD)	Bill Douglas vs. Frostburg State	10/23/76
Pass. . . . .	95	(TD)	Fred Vallett to Dave Klemic vs. Northeastern	11/7/98
Field Goal . . . . .	63		Tim Foley vs. Georgia Southern	11/7/87
Punt . . . . .	75		Andrew Maclay at Massachusetts	10/10/98
Kickoff Return . . . . .	100	(TD)	Marcus Taylor vs. Norfolk State	9/16/17
Punt Return. . . . .	81	(TD)	DeAndrew Rubin at South Florida	9/16/00
Interception Return . . .	100	(TD)	Melvin Cunningham at Marshall	12/3/94
. . . . .	100	(TD)	Rico Mack vs. Appalachian State	11/17/90
Fumble Return . . . . .	67	(TD)	Jamal Clay at Maine	11/3/12

# Bridgeforth Stadium Records

## Individual

### Rushing Yards

264 - Warren Marshall (JMU) vs. W&M - 10/25/86

### Rushing Attempts

39 - Khari Diuckson (Saint Francis) - 9/13/14

### Rushing Touchdowns

5 - Curtis Keaton (JMU) vs. UConn - 10/23/99

5 - Kelvin Jeter (JMU) vs. Morgan State 9/2/95

### Rushing Long

95 (TD) - Joe Sparksman (JMU) vs. W&M - 11/10/90

### Passing Yards

442 - Greg Moore (Boston University) - 11/20/93

### Passing Completions

40 - Sean Schaefer (Towson) - 11/17/07

40 - Brett Gordon (Villanova) - 9/28/02

### Passing Attempts

59 - Sean Schaefer (Towson) - 11/17/07

59 - Mickey Fein (Maine) - 10/24/98

### Passing Touchdowns

5 - Bryan Schor (JMU) vs. ETSU - 9/9/17

5 - Bryan Schor (JMU) vs. New Hampshire - 12/3/16

5 - Bryan Schor (JMU) vs. Rhode Island - 10/29/16

5 - Michael Birdsong (JMU) vs. Stony Brook - 11/16/13

5 - Tom Ehrhardt (C.W. Post) - 10/10/81

### Passing Long

95 (TD) - Fred Vallett to Dave Klemic (NU) - 11/7/98

### Interceptions Thrown

6 - Taryn Christion (SDSU) - 12/16/17

6 - Matt LeZotte (JMU) vs. Delaware - 11/3/01

### Receptions

13 - Victor Cruz (UMass) - 9/13/08

### Receiving Yards

268 - Victor Cruz (UMass) - 9/13/08

### Receiving Touchdowns

3 - Daniel Schiele (JMU) vs. Rhode Island - 10/29/16

3 - Daniel Brown (JMU) vs. Albany - 10/5/13

3 - Gary Clark (JMU) vs. Liberty - 9/24/83

3 - Kelvin Edwards (Liberty) - 9/24/83

3 - Gary Clark (JMU) vs. C.W.Post - 10/10/81

3 - Tom DeBona (C.W.Post) - 10/10/81

### Total Yards of Offense

427 - Greg Moore (Boston University) - 11/20/93

### Total Plays

70 - Sean Schaefer (Towson) - 11/17/07

### Run-Pass Touchdowns

5 - Bryan Schor (JMU) vs. ETSU - 9/9/17

5 - Bryan Schor (JMU) vs. New Hampshire - 12/3/16

5 - Bryan Schor (JMU) vs. Rhode Island - 10/29/16

5 - Vad Lee (JMU) vs. Richmond - 10/24/15

5 - Michael Birdsong (JMU) vs. Stony Brook - 11/16/13

5 - Curtis Keaton (JMU) vs. UConn - 10/23/99

5 - Kelvin Jeter (JMU) vs. Morgan State - 9/2/95

5 - Dale Fry (Delaware) - 10/9/93

5 - Eriq Williams (JMU) vs. Richmond - 10/26/91

5 - Eriq Williams (JMU) vs. UCF - 9/7/91

5 - Tom Bowles (JMU) vs. Liberty - 9/24/83

5 - Tom Ehrhardt (C.W. Post) - 10/10/81

### All-Purpose Yards

325 - Brian Westbrook (Villanova) - 9/19/98

### Points

30 - Curtis Keaton (JMU) vs. UConn - 10/23/99

30 - Kelvin Jeter (JMU) vs. Morgan State - 9/2/95

### Points Kicking

16 - John Coursey (JMU) vs. Morgan State - 9/2/95

### Extra Points Made

12 - Tyler Gray (JMU) vs. Rhode Island - 10/29/16

### Extra Points Attempted

12 - Tyler Gray (JMU) vs. Rhode Island - 10/29/16

### Field Goals Made

3 - Ethan Ratke (JMU) vs. Weber State - 12/8/17

3 - Tyler Gray (JMU) vs. Villanova - 10/14/17

3 - Ryan Maglio (JMU) vs. W&M - 11/1/14

3 - Dave Stannard (JMU) vs. Richmond - 10/27/07

3 - Burke George (JMU) vs. Florida Atlantic - 9/14/02

3 - Mike Glover (JMU) vs. Villanova - 10/7/00

3 - Brandon Hanes (Northeastern) - 11/19/94

3 - Garth Petrilli (Middle Tenn. State) - 9/10/94

3 - Dan Mueller (William & Mary) - 11/10/90

3 - Silvio Bonvini (UMass) - 9/6/86

3 - Herbie Campbell (ETSU) - 10/27/84

3 - Geoff Hart (Northeastern) - 10/20/84

3 - Marc DeMoss (Liberty) - 9/24/83

3 - Mickey Stinnett (JMU) vs. ETSU - 9/25/82

3 - Tim Tanguay (Furman) - 10/17/81

3 - Scott Norwood (JMU) vs. ETSU - 11/8/80

3 - Scott Norwood (JMU) vs. Liberty 10/11/80

3 - Scott Norwood (JMU) vs. Morehead St. - 11/10/79

### Field Goal Attempts

6 - Garth Petrilli (Middle Tenn. State) - 9/10/94

### Field Goal Long

60 - David Cool (Georgia Southern) - 11/5/88

### Punts

12 - Gerald Carlson (Buffalo) - 9/3/94

### Average (3 att.)

53.0 - John Druett (JMU) vs. Liberty - 9/21/85

### Punt Long

73 - Nelson Garner (JMU) vs. Boston Univ. - 10/7/95

73 - Scott Todd (JMU) vs. App. State - 9/10/88

### Kickoff Returns

9 - Emmanuel Marc (Delaware State) - 9/17/05

### Kickoff Return Yards

247 - Emmanuel Marc (Delaware State) - 9/17/05

### Kickoff Return Long

100 (TD) - Marcus Taylor (NSU) - 9/16/17

100 (TD) - Dejour Simmons (JMU) vs. UR - 10/12/13

100 (TD) - Scotty McGee (JMU) vs. Towson - 11/17/07

### Kickoff Return TD's

1 - Marcus Taylor (NSU) - 9/16/17

1 - Brandon Ravenel (JMU) vs. New Hampshire - 12/3/16

1 - Brandon Ravenel (JMU) vs. Villanova - 11/21/15

1 - Dejour Simmons (JMU) vs. UR - 10/12/13

1 - Jerry Butler (Delaware) - 11/1/08

1 - Scotty McGee (JMU) vs. App. State - 9/20/08

1 - Scotty McGee (JMU) vs. Towson - 11/17/07

1 - Tim Maypray (Virginia Military) - 9/15/07

1 - Tony Booth (JMU) vs. Northeastern - 11/7/98

1 - B.J. Thornley (JMU) vs. Richmond - 10/25/97

1 - Shaun Marshall (JMU) vs. Boston Univ. - 10/7/95

1 - Dwight Robinson (JMU) vs. Villanova - 10/15/94

1 - Dwight Robinson (JMU) vs. Lock Haven - 9/4/93

1 - Gary Clark (JMU) vs. Liberty - 9/24/83

### Punt Returns

8 - L.C. Baker (JMU) vs. Lock Haven - 9/4/04

### Punt Return Yards

135 - Delvin Joyce (JMU) vs. Villanova - 10/7/00

### Punt Return Long

87 (TD) - Cortez Thompson (JMU) vs. Delaware - 11/6/04

### Punt Return TD's

1 - John Miller (JMU) vs. ETSU - 9/9/17

1 - Bryce Maginley (JMU) vs. Sam Houston - 12/9/16

1 - Rashard Davis (JMU) vs. Sam Houston - 12/9/16

1 - Rashard Davis (JMU) vs. Elon - 11/19/16

1 - John Miller (JMU) vs. Central Connecticut - 9/10/16

1 - Rashard Davis (JMU) vs. Central Connecticut - 9/10/16

1 - Rashard Davis (JMU) vs. Morehead State - 9/3/16

1 - Scotty McGee (JMU) vs. Delaware - 11/1/08

1 - Scotty McGee (JMU) vs. N.C. Central - 9/6/08

1 - L.C. Baker (JMU) vs. Maine - 10/8/05

1 - L.C. Baker (JMU) vs. Lock Haven - 9/3/05

1 - Cortez Thompson (JMU) vs. Delaware - 11/6/04

1 - Darrick Brown (Maine) - 10/24/98

1 - Delvin Joyce (JMU) vs. Elon - 9/26/98

1 - Earnest Payton (JMU) vs. Boston Univ. - 11/22/97

1 - David Primus (Samford) - 12/7/91

1 - Anthony Archer (JMU) vs. Georgia Southern - 10/19/91

1 - Mike Dickinson (UCF) - 9/7/91

1 - Rodney Oglesby (Georgia Southern) - 11/4/89

1 - Rodney Stockett (JMU) vs. App. State - 10/18/86

1 - Gary Clark (JMU) vs. App. State - 9/11/82

### Interceptions Caught

3 - Jimmy Moreland (JMU) vs. SDSU - 12/16/17

3 - Mal Haith (Northeastern) - 11/14/87

3 - Chris Jacobs (JMU) vs. Georgia Southern - 11/2/85

### Interception Return Long

100 (TD) - Tony LeZotte (JMU) vs. Towson - 11/19/05

100 (Def. 2-Pl.) - Mike Masella (JMU) vs. Villanova - 9/9/98

100 (TD) - Rico Mack (App. State) - 11/17/90

### Interception Return TD's

1 - several times

### Fumble Return TD's

2 - Tom McGlooin (JMU) vs. Randolph-Macon - 10/27/79

### Fumble Return Long

99 (TD) - Chris Morant (JMU) vs. Northeastern 9/11/99

## Team

### Passing Yards

442 - Boston University - 11/20/93

### Completions

40 - Towson - 11/17/07

40 - Villanova - 9/28/02

### Passing Attempts

60 - Towson - 11/17/07

### Passing Touchdowns

6 - JMU vs. New Hampshire - 12/3/16

### Interceptions

6 - SDSU - 12/16/17

6 - JMU vs. Delaware - 11/3/01

### Total Offense

728 - JMU vs. Norfolk State - 9/16/17

### Plays

102 - Boston University - 10/7/95

### Points

84 - JMU vs. Rhode Island - 10/29/16

### Combined Points

108 - JMU (49) vs. Richmond (59) - 10/24/15

### Opponent Points

59 - Richmond (59-49) - 10/24/15

### JMU Win Margin

77 - vs. Rhode Island - 10/29/16

### Opponent Win Margin

31 - vs. Richmond (43-12) - 9/1/84

### JMU Win Streak

17 - 2016-present

### JMU Losing Streak

5 - 1983-84, 2001-02

### Penalties

15 - Liberty - 9/9/00

### Yards Penalized

165 - JMU vs. ETSU - 11/8/86

### Top-10 Attendances

26,069 - Richmond 59, JMU 49 - 10/24/15

25,993 - JMU 30, Villanova 8 - 10/14/17

25,742 - JMU 31, Richmond 7 - 10/1/11

25,330 - JMU 28, Maine 10 - 9/23/17

25,298 - JMU 21, New Hampshire 0 - 10/28/17

25,236 - JMU 43, Delaware 20 - 10/1/16

25,201 - JMU 40, Albany 13 - 10/5/13

25,102 - JMU 14, Central Conn. St. 9 - 9/10/11

25,096 - JMU 31, Rhode Island 3 - 11/12/11

25,077 - JMU 13, Towson 10 - 10/6/12

### All-Time at Stadium

176-72 (.710) - 43 years

### First Game

JMU 41, Bridgewater 13 - 10/12/74

\* - Division I record



# All-Time Lettermen

## A . . . . . A

Abdul-Wahid, Hassan . 05, 06, 07, 08  
 Abdullah, Khalid . . 13, 14, 15, 16  
 Acker, Conwin . . . . . 08, 09  
 Ackison, Ben . . . . . 94  
 Adams, Jeff . . . . . 72, 73, 74, 75  
 Adams, Nick . . . . . 04, 05, 06, 07  
 Adams, Reid . . . . . 03  
 Adkins, Marcus . . . . . 84, 85, 86  
 Agee, Steve . . . . . 91, 92, 93, 94  
 Agyei-Obese, Percy . . . . . 17  
 Ainsley, Brett . . . . . 07, 08, 09  
 Akins, Craig . . . . . 97, 98  
 Akuak, Lue . . . . . 09  
 Alexandre, Max . . . . . 08, 09, 10  
 Allely, David . . . . . 15  
 Allen, Daniel . . . . . 10, 11, 12, 13  
 Allen, John . . . . . 91, 92, 93, 94  
 Allen, Mike . . . . . 08, 09, 10, 11  
 Alls, Terrence . . . . . 16, 17  
 Amorese, Eric . . . . . 95  
 Amos, D'Angelo . . . . . 17  
 Anderson, Jordan . . . . . 10, 11, 12  
 Anderson, Ryan . . . . . 92, 93  
 Angle, Harry . . . . . 76, 77, 78  
 Ankrah, Andrew . . . . . 14, 15, 16, 17  
 Annon, Zach . . . . . 98, 99, 00, 01  
 Appel, Nick . . . . . 14  
 Apted, Terrence . . . . . 06, 07, 08  
 Archer, Anthony . . . . . 89, 90, 91  
 Archie, Ezra . . . . . 17  
 Armstead, Cliff . . . . . 91  
 Arnold, DeVenci . . . . . 92, 93, 94, 95  
 Amone, Bryon . . . . . 79, 80, 81, 82  
 Amone, Connor . . . . . 12, 13, 14  
 Arrington, Mike . . . . . 81, 82, 83  
 Aspinall, Kevin . . . . . 96  
 Atalla, Mike . . . . . 73, 74, 75, 76  
 Atariwa, Adee . . . . . 17  
 Athens, Arthur . . . . . 03  
 Atkins, Ron . . . . . 99, 00  
 Ausberry, Edgar . . . . . 72  
 Ausberry, Marshall . . . . . 76, 77  
 Azanama, Kelvin . . . . . 17

## B . . . . . B

Babington, Roane . . . . . 08, 09, 10, 11  
 Bache, Ryan . . . . . 01, 02, 03  
 Bacon, Wayne . . . . . 96, 97, 98  
 Bacote, Marc . . . . . 97, 98, 99, 00  
 Bailey, Andy . . . . . 95, 96, 97  
 Bailey, David . . . . . 92, 93, 94, 95  
 Bailey, Jason . . . . . 97  
 Baird, Josh . . . . . 07, 08  
 Baird, Mark . . . . . 74, 75, 76, 77  
 Baker, Justin . . . . . 13  
 Baker, L.C. . . . . 04, 05, 06, 07  
 Ball, Derrick . . . . . 95, 96, 97, 98  
 Bane, Woody . . . . . 74  
 Bangura, Abdul . . . . . 13, 14  
 Bangura, Dauda . . . . . 02  
 Bankins, Charles . . . . . 92  
 Banks, Alvin . . . . . 03, 04, 05, 06  
 Baranowsky, John . . . . . 06, 07  
 Barillo, John . . . . . 13  
 Barker, Larry . . . . . 77, 78, 79  
 Barlow, Brian . . . . . 09, 10, 11, 12  
 Barnes, Justin . . . . . 05, 06, 07  
 Barnes, Marshall . . . . . 82, 84, 85, 86  
 Barnes, Paul . . . . . 78, 79, 80  
 Barnett, Percy . . . . . 83  
 Bates, Hilearthan . . . . . 80  
 Bates, Steve . . . . . 86, 87, 88, 89  
 Battle, Mike . . . . . 77, 78, 79, 80

Bauer, John . . . . . 82  
 Baumgardner, Andrew . . . . . 12  
 Baumgardner, Eric . . . . . 89, 90  
 Baxter, Scott . . . . . 82, 83, 84, 85  
 Baylor, Eric . . . . . 87, 88, 89, 90  
 Beach, Brandon . . . . . 01, 02, 04  
 Beaver, Chris . . . . . 09, 10, 11, 12  
 Becker, Don . . . . . 72, 73  
 Beer, Chris . . . . . 77  
 Belmear, Andrew . . . . . 01  
 Benefiel, Bill . . . . . 73  
 Bergeria, Woody . . . . . 74, 75, 76, 77  
 Berry, Charles . . . . . 99, 00  
 Berry, Reggie . . . . . 06  
 Bersch, Winston . . . . . 73, 74, 75  
 Bethea, Justin . . . . . 14, 15, 16, 17  
 Bethea, Zaire . . . . . 17  
 Bianchini, Carlo . . . . . 85, 86, 87  
 Bigelow, Doug . . . . . 94, 95, 96, 97  
 Binns, Pervis . . . . . 01, 02, 03  
 Birdsong, Michael . . . . . 12, 13  
 Blackman, George . . . . . 73, 74  
 Blackwell, John . . . . . 80, 81, 82, 83  
 Bland, Larry . . . . . 81, 82, 83  
 Blandford, Craig . . . . . 85, 86  
 Bolden, A.J. . . . . 14, 15, 16, 17  
 Bolton, Antoinne . . . . . 04, 05, 06, 07  
 Bonham, Andy . . . . . 97, 98, 99, 00  
 Booth, Rick . . . . . 76, 77, 78  
 Booth, Tony . . . . . 95, 96, 97, 98  
 Borders, Ron . . . . . 75, 76, 77, 78  
 Borosky, John . . . . . 98, 99  
 Bosley, Trent . . . . . 02, 03  
 Bowers, John . . . . . 76, 77, 78  
 Bowler, Alonzo . . . . . 92, 93, 94, 95  
 Bowles, Tom . . . . . 79, 81, 82, 83  
 Boxley, D.D. . . . . 03, 04, 05, 06  
 Boyd, Logan . . . . . 15, 16  
 Boyle, Jude . . . . . 95  
 Bradley, Rondell . . . . . 01, 02, 03, 04  
 Bradshaw, Isai . . . . . 02, 03, 04, 05  
 Branch, Coby . . . . . 13  
 Branch, Robert . . . . . 15, 16  
 Brandon, D.J. . . . . 05, 06, 07, 08  
 Branich, Leslie . . . . . 72, 73, 74, 75  
 Bransford, Ardon . . . . . 03, 04, 05, 06  
 Braswell, Anderson . . . . . 04, 05  
 Breedlove, Lamont . . . . . 84, 85, 86, 87  
 Brenneman, Lynn . . . . . 75  
 Brentlinger, Jon . . . . . 73, 74, 75, 76  
 Bressee, Richie . . . . . 86, 87, 88, 89  
 Briggs, Sherrod . . . . . 97, 98, 99, 00  
 Brightwell, Bill . . . . . 81, 82, 83, 84  
 Brockenborough, Nelson . . . . . 91  
 Brodie, Hykeem . . . . . 12  
 Brooks, David . . . . . 84, 85, 86  
 Brooks, Dorian . . . . . 06, 07, 08, 09  
 Brooks, Macey . . . . . 93, 94, 95, 96  
 Brooks, Marzae . . . . . 12, 13, 14  
 Brown, Al . . . . . 85, 86  
 Brown, Brandon . . . . . 14, 15, 16  
 Brown, Daniel . . . . . 11, 12, 13, 14  
 Brown, Donnell . . . . . 07, 08, 09, 10  
 Brown, Doug . . . . . 80  
 Brown, Elvin . . . . . 91, 92  
 Brown, Jake . . . . . 17  
 Brown, Jay . . . . . 97  
 Brown, Jerald . . . . . 07, 08, 09  
 Brown, Jordan . . . . . 14, 15, 16, 17  
 Brown, Keith . . . . . 85, 86, 87  
 Brown, Lawrence . . . . . 84  
 Brown, Marvin . . . . . 04, 05, 06, 07  
 Brown, Matt . . . . . 95, 96  
 Brown, Michael . . . . . 04

Brown, Ray . . . . . 06, 07  
 Brown, Ronnell . . . . . 07, 08, 09, 10  
 Brown, Ryan . . . . . 03  
 Bryant, D.J. . . . . 08, 09, 10, 11  
 Bryant, Eric . . . . . 90, 92  
 Bryant, Richard . . . . . 88, 89, 90, 91  
 Bryant, Shawn . . . . . 02, 03  
 Buchholz, Erik . . . . . 12, 13, 14  
 Bulman, Artie . . . . . 72, 73  
 Burket, Adam . . . . . 82, 83, 84, 85  
 Burkhardt, Rick . . . . . 75, 76, 77, 78  
 Burns, George . . . . . 01, 02, 03, 04  
 Butler, Aaron . . . . . 08  
 Butler, Gerren . . . . . 16, 17  
 Byerly, David . . . . . 94, 95, 96  
 Byers, Chad . . . . . 09, 10, 11, 12  
 Byrd, Akiba . . . . . 93, 94, 96  
 Byrne, Kevin . . . . . 12  
 Byrom, Eric . . . . . 94, 95, 96, 97

## C . . . . . C

Caggiano, P.J. . . . . 90, 91, 92  
 Caldwell, Greg . . . . . 79, 80, 81  
 Caldwell, Jim . . . . . 77, 78, 79  
 Calleo, David . . . . . 84, 85  
 Campbell, Mike . . . . . 87, 88, 89, 90  
 Canestrari, Aldo . . . . . 93  
 Caparaso, Dale . . . . . 76, 78, 79  
 Capehart, Chris . . . . . 97  
 Cappalli, Bob . . . . . 77, 78, 79  
 Caracciolo, Daniel . . . . . 17  
 Carey, Pat . . . . . 89, 90, 91, 92  
 Carico, Joe . . . . . 74, 75  
 Carlson, D.R. . . . . 87, 88, 89, 90  
 Carlson, Robert . . . . . 74  
 Carlton, Nick . . . . . 16, 17  
 Carper, Timm . . . . . 96, 97, 98, 99  
 Carroll, Taurus . . . . . 17  
 Carson, Andy . . . . . 97  
 Carson, Robert . . . . . 98, 99, 00, 01  
 Carter, Darrious . . . . . 16, 17  
 Carter, Marcus . . . . . 89, 90, 92  
 Carter, Ron'Dell . . . . . 17  
 Carter Jr., Robert . . . . . 16, 17  
 Cary, Mike . . . . . 77  
 Cassada, Lewis . . . . . 94  
 Caussin, Mike . . . . . 06, 07, 08, 09  
 Cavanaugh, Adrian . . . . . 09, 10, 11, 12  
 Cavanaugh, Pat . . . . . 75  
 Cawley, Mike . . . . . 93, 94, 95  
 Chapman, David . . . . . 73, 74  
 Charity, Marcus . . . . . 06, 07, 08, 09  
 Chase, Jay . . . . . 74  
 Chavious, Tyree . . . . . 16  
 Cheatham, Clayton . . . . . 17  
 Cheatham, Deane . . . . . 13, 14, 15  
 Christian, Bob . . . . . 85, 86, 87  
 Christian, Delmar . . . . . 95, 96  
 Chroniger, Jim . . . . . 89, 90, 91, 92  
 Clark, Cory . . . . . 97, 98, 99  
 Clark, Gary . . . . . 80, 81, 82, 83  
 Clark, Zack . . . . . 78, 79, 80  
 Clark, Zeb . . . . . 97, 98, 99, 00  
 Clarke, Chris . . . . . 06, 07, 08  
 Clarke, Grant . . . . . 97, 98, 99, 00  
 Clem, Mike . . . . . 72, 73  
 Clements, Daniel . . . . . 15, 16  
 Coates, Mark . . . . . 97, 98, 99, 00  
 Coates, William . . . . . 91  
 Cobbs, Frank . . . . . 02, 03, 04, 05  
 Cobbs, Mike . . . . . 15, 17  
 Coble, Andre . . . . . 11, 13, 14  
 Coe, Brian . . . . . 81, 82, 83, 84  
 Colbert, Shelton . . . . . 88, 89, 90, 91

Coleman, Warren . . . . . 75, 76, 77, 78  
 Collins, George . . . . . 86  
 Collins, Quentin . . . . . 99, 00, 01  
 Collins, Reggie . . . . . 17  
 Collins, Roger . . . . . 79, 80  
 Colvin, Greg . . . . . 85, 86, 88  
 Comey, John . . . . . 97  
 Compton, Jeff . . . . . 01, 02  
 Connaghan, Sean . . . . . 01, 02, 03, 05  
 Connelly, Mike . . . . . 99, 00, 01, 02  
 Cook, Craig . . . . . 74  
 Cook, Theo . . . . . 98, 99  
 Cooke, Jayson . . . . . 02, 03  
 Cooper, Jim . . . . . 98, 99, 00  
 Coursey, John . . . . . 94, 95, 96  
 Cox, Bryan . . . . . 87  
 Cox, Mike . . . . . 97, 98, 99, 00  
 Cox, Terry . . . . . 81, 82  
 Crabill, Larry . . . . . 72  
 Craver, Jon . . . . . 79, 80, 81, 82  
 Crowder, Jamaal . . . . . 01, 02, 03, 04  
 Crutchfield, Tay . . . . . 14, 15  
 Cuffee, Taveion . . . . . 08, 09, 10, 11  
 Culklin, Phil . . . . . 74, 75, 76, 77  
 Cullen, Dan . . . . . 77, 78, 79, 80  
 Cullen, Mack . . . . . 17  
 Cunningham, Matt . . . . . 11, 12, 13, 14  
 Cupit, Antonio . . . . . 88, 89  
 Curry, Greg . . . . . 72, 73  
 Cuttino, Marcus . . . . . 92, 93, 94

## D . . . . . D

Dale, Kelvin . . . . . 88  
 Daley, Terry . . . . . 74, 75  
 D'Alonzo, Pete . . . . . 78  
 Daka, John . . . . . 16, 17  
 Dalton, Kenny . . . . . 82, 83, 84, 85  
 Damiano, Mike . . . . . 78, 79  
 Daniels, Charles . . . . . 88, 89, 90, 91  
 Daniels, Sam . . . . . 06, 07, 08, 09  
 Davis, Brad . . . . . 05  
 Davis, Corey . . . . . 03, 04, 05, 06  
 Davis, Corey (NJ) . . . . . 11, 12  
 Davis, Kevin . . . . . 77  
 Davis, Mark . . . . . 77  
 Davis, Rashard . . . . . 13, 14, 15, 16  
 Davis, Richard . . . . . 76  
 Davis, Tommy . . . . . 02, 03  
 Deal, Greg . . . . . 72  
 Dealy, Mike . . . . . 97, 98, 99, 00  
 Dean, Jonathan . . . . . 95, 96, 97  
 Dean, Ryan . . . . . 06, 07  
 Dean, Taylor . . . . . 15  
 Deeds, John-Michael . . . . . 04  
 Defilippo, John . . . . . 96, 97, 98, 99  
 Defrees, Don . . . . . 72, 73  
 Dehnbostel, Mark . . . . . 77, 78, 79  
 Delph, Roy . . . . . 85, 86, 87  
 DeMarco, Ralph . . . . . 74, 76, 77  
 Deringer, Chip . . . . . 73, 74, 75, 76  
 Devine, Matt . . . . . 95, 96  
 Dike, Ed . . . . . 76, 79  
 Dixon, Ryan . . . . . 11, 12, 13  
 Donohue, EJ . . . . . 17  
 Dorsey, Juan . . . . . 92, 93, 94, 95  
 Dosh, Jason . . . . . 07, 08  
 Doss, Tim . . . . . 82  
 Dottin-Carter, Isaiah . . . . . 03, 04, 05, 06  
 Doty, Lance . . . . . 87, 88  
 Douglas, Eric . . . . . 74  
 Douglas, Murray . . . . . 96, 97, 99, 00  
 Downey, Daniel . . . . . 72  
 Driskill, Scott . . . . . 84, 85  
 Druett, John . . . . . 85, 86, 87

Dudinski, Deric . . . . . 08  
 Dudzik, Drew . . . . . 07, 08, 09, 10  
 Dudzik, Mike . . . . . 80  
 Duke, Tom . . . . . 90, 91  
 Dunn, Bob . . . . . 74, 75, 76  
 Dunn, Clint . . . . . 91, 92, 93, 94  
 Dunn, Harry . . . . . 02, 03, 04, 05  
 Dyer, Greg . . . . . 81, 83, 84

## E . . . . . E

Eakin, Larry . . . . . 72  
 Eason, Vernon . . . . . 06, 07  
 East, Todd . . . . . 78, 79, 80  
 Eaton, Dale . . . . . 73, 74, 75, 76  
 Eckenrode, Jim . . . . . 84, 85, 86, 87  
 Edmonds, Ulrick . . . . . 97, 98, 99, 00  
 Edwards, Ben . . . . . 81, 82, 83, 84  
 Edwards, Jace . . . . . 11  
 Edwards, Nick . . . . . 15, 16, 17  
 Eldridge, David . . . . . 17  
 Elhaji, Tony . . . . . 79  
 Ellington, Sudan . . . . . 03, 04  
 Ellis, Allen . . . . . 73  
 Emmons, Nick . . . . . 11  
 Englehart, Nick . . . . . 02, 03, 04, 05  
 Etheridge, Hunter . . . . . 15, 16, 17  
 Etheridge, Ryan . . . . . 14, 15, 17  
 Evans, Anthony . . . . . 83, 84  
 Evans, C.J. . . . . 96, 97, 98, 99  
 Evans, Sid . . . . . 01, 02, 03, 04  
 Ezeagwu, David . . . . . 14, 15, 16, 17

## F . . . . . F

Fahed, Faris . . . . . 88, 89, 90, 91  
 Fall, John . . . . . 88, 89, 90  
 Faulkner, Michael . . . . . 17  
 Fenner, Maurice . . . . . 03, 04, 05, 06  
 Feola, Brian . . . . . 94, 95  
 Ferguson, Ryan . . . . . 97, 98, 99, 00  
 Ficara, Vince . . . . . 79, 80, 81, 82  
 Fields, James . . . . . 78  
 Fields, Len . . . . . 73, 74  
 Fink, Brian . . . . . 81, 82, 83, 84  
 Fitzgerald, DeLane . . . . . 98, 99  
 Fitzgerald, Marty . . . . . 86, 87  
 Fitz-Maurice, Colin . . . . . 08  
 Flanagan, Ryan . . . . . 08  
 Fleener, Chad . . . . . 97  
 Fleenor, Josh . . . . . 15  
 Fleshman, Lindsay . . . . . 97, 98, 99, 00  
 Forbes, David . . . . . 95, 96  
 Ford, Adam . . . . . 04, 05, 06, 07  
 Ford, Ken . . . . . 88  
 Forman, David . . . . . 99, 00, 01  
 Fornadel, Liam . . . . . 17  
 Fornadel, Mike . . . . . 80, 81, 82, 83  
 Fornadel, Paul . . . . . 86, 87, 88, 89  
 Forrest, Howard . . . . . 72  
 Fortenberry, Rusty . . . . . 72  
 Foxx, Dion . . . . . 91, 92, 93  
 Fralin, Bobby . . . . . 81, 82, 83  
 Frank, Matt . . . . . 13, 14, 15, 16  
 Frazier, Dave . . . . . 79, 80  
 Frazier, Scott . . . . . 92, 93  
 Freels, Jerry . . . . . 74  
 Frye, Walt . . . . . 85, 86, 88, 89  
 Fucci, Wray . . . . . 12, 13, 14

## G . . . . . G

Gaines, Carlton . . . . . 84, 85  
 Garner, Nelson . . . . . 94, 95, 96, 97  
 Garrett, Earl . . . . . 72  
 Garritty, Tim . . . . . 86, 87, 88  
 Garst, Fred . . . . . 75, 76, 77  
 Gates, Xavier . . . . . 14, 15

# All-Time Lettermen

Gatewood, John . . . . . 75, 76  
Gaylord, John . . . . . 91, 92  
George, Burke . . . . . 01, 02, 03  
Gill, Chris . . . . . 94, 95  
Gill, Tom . . . . . 78, 79, 80  
Gillespie, Raymond . . . . . 17  
Gilliam, Keith . . . . . 83, 84, 86  
Glover, Mike . . . . . 97, 99, 00, 01  
Glymph, Daniel . . . . . 15  
Glymph, Steve . . . . . 82, 83  
Goff, Matt . . . . . 07, 08, 09, 10  
Goins, Brannon . . . . . 00, 01, 02  
Gonzalez, Willie . . . . . 95, 96  
Good, Brent . . . . . 73, 74, 75  
Goodin, George . . . . . 73  
Gooding, Lamont . . . . . 92, 93, 94, 95  
Goodwin, Ulysses . . . . . 91, 92  
Gordon, Ron . . . . . 11, 12, 13  
Graddy, Tony . . . . . 85, 86, 87  
Grainer, Brian . . . . . 73, 74, 75, 76  
Grandison, Travis . . . . . 95, 96  
Granuzzo, Mike . . . . . 89, 90, 91  
Graves, Julius . . . . . 08, 09  
Gray, A.J. . . . . 15  
Gray, Tyler . . . . . 15, 16, 17  
Greaver, Rick . . . . . 73  
Green, Conrad . . . . . 77, 78, 79  
Green, Eric . . . . . 84, 85, 86, 87  
Green, Robert . . . . . 81, 84  
Green, Tom . . . . . 89, 90, 91  
Greene, Mike . . . . . 17  
Greene, Raven. 13, 14, 15, 16, 17  
Greene, Stan . . . . . 73, 74  
Grevious, Arnold . . . . . 83, 84, 85, 86  
Grevious, Richard . . . . . 88, 89, 90, 91  
Gribben, Tom . . . . . 82, 83  
Griffin, Benny . . . . . 97  
Griffin, Gerren . . . . . 06, 07, 08  
Griffin, Kelvin . . . . . 83, 84, 85, 86  
Griffin, Marcus . . . . . 98, 99  
Grooms, Jim . . . . . 72  
Grooms, Robert . . . . . 72  
Gutter, John . . . . . 87, 88, 90

**H . . . . . H**  
Habit, Joe . . . . . 85, 86, 87  
Haggard, Marshall . . . . . 99  
Hailey, O.C. . . . . 74, 75  
Hairston, James . . . . . 82, 83, 84, 85  
Haley, Charles . . . . . 82, 83, 84, 85  
Haley, Ingram . . . . . 95, 96  
Halikman, Tom . . . . . 86, 88, 89  
Hall, Carl . . . . . 86, 87, 88, 89  
Hall, Chops . . . . . 87, 88  
Hall, Cody . . . . . 00, 01, 02  
Hall, J.C. . . . . 91, 92, 93, 94  
Hamilton, Tom . . . . . 97, 98  
Hamm, Steve . . . . . 84, 85  
Hampton, MJ . . . . . 17  
Hansrote, Terry . . . . . 75, 76, 77  
Hardesty, Jim . . . . . 74, 75, 76, 77  
Harlan, K'Shawn . . . . . 96  
Harold, Sage . . . . . 11, 12, 13, 14  
Harper, Aaron . . . . . 09, 10, 12  
Harris, Casime . . . . . 02, 03, 04, 05  
Harris, George . . . . . 77, 78  
Harris, Jermel . . . . . 87, 88, 89, 90  
Harris, John . . . . . 88  
Harris, Paul . . . . . 93, 94, 95  
Harrison, Alan . . . . . 00, 01, 02, 03  
Harrod, Tracy . . . . . 87, 88, 89, 90  
Hart, Derek . . . . . 12, 13, 14, 15  
Harvey, Arlandis . . . . . 10, 11, 12, 13  
Hast, Mike . . . . . 76

Hast, Shane . . . . . 74, 75, 76, 77  
Haston, Alan . . . . . 95, 96, 97, 98  
Hathaway, Sonny . . . . . 94, 95, 96, 97  
Hawkins, Chris . . . . . 05  
Hawkins, Kyre . . . . . 14, 15, 16, 17  
Hawkins, Rod . . . . . 73  
Hayes, Dwayne . . . . . 88, 89, 90, 91  
Hayhurst, Jim . . . . . 76  
Haymore, Josh . . . . . 01, 02, 03, 04  
Haynes, Steve . . . . . 86  
Haywood, Marcus . . . . . 05, 06, 07, 08  
Helsten, Skip . . . . . 80  
Henry, Joe . . . . . 84, 85  
Henson, Shane . . . . . 88, 89, 90, 91  
Hereford, Brandon. 14, 15, 16, 17  
Herring, Chris . . . . . 99, 00  
Hetherington, Rich . . . . . 77, 78, 79  
Hicks, Reggie . . . . . 06, 07, 08  
Hicks, Richard . . . . . 99, 00, 01, 02  
Higgins, Dan . . . . . 72  
Higgins, Jim . . . . . 78  
Higgins, Mark . . . . . 01, 02  
Hill, Alden. . . . . 14  
Hill, David . . . . . 07  
Hill, Jeff . . . . . 76, 77  
Hilliard, Ron . . . . . 86  
Hinds, Tahir . . . . . 01, 03, 04, 05  
Hines, Raymond . . . . . 02, 03, 04, 05  
Hoepfl, Craig . . . . . 73, 74  
Hogan, Josh . . . . . 11, 12, 13, 14  
Holloman, Eugene . . . . . 06, 08  
Holloway, Dimitri . . . . . 15, 16, 17  
Holmes, Drew . . . . . 09, 10, 11  
Holmes, Ian . . . . . 07  
Homa, Eric . . . . . 00, 01  
Hopewell, Ben. . . . . 10  
Houck, Keith . . . . . 87, 88  
Howard, Mike . . . . . 93, 94, 95  
Howard, Rob . . . . . 86, 87, 89  
Hoy, Clyde . . . . . 78, 79, 80, 81  
Hoysen, Ted . . . . . 79, 80  
Hudgins, Brad . . . . . 91  
Hudson, Thad . . . . . 91  
Huff, Eddie . . . . . 75, 76  
Huffer, David . . . . . 76, 77, 78  
Hughes, Justin . . . . . 05, 06  
Hughes, Robbie . . . . . 78, 79, 80, 81  
Hunter, Markus . . . . . 08, 10  
Hunter, Quintin . . . . . 10, 12, 13  
Hurt, Bucky . . . . . 78, 79  
Hutson, Dennis . . . . . 77, 78  
Hyman, Ishmael . . . . . 14, 15, 16, 17

**I . . . . . I**  
Ingraldi, David . . . . . 04  
Inskeep, Jason . . . . . 97, 98, 99, 00  
Iorio, Chris . . . . . 01, 02, 03, 04

**J . . . . . J**  
Jack, Scott . . . . . 79, 80, 81, 82  
Jackson, Bryan . . . . . 95, 96  
Jackson, Eupton . . . . . 87, 88, 89, 90  
Jackson, Jahee . . . . . 16, 17  
Jackson, Jakarie . . . . . 09, 10, 11, 12  
Jackson, Rich . . . . . 73, 74, 75, 76  
Jackson, Steve . . . . . 94  
Jacobs, Chris . . . . . 83, 85, 86, 87  
Jacobs, Frank . . . . . 86, 87, 88, 89  
Jacques, Ascene . . . . . 12, 13, 14, 15  
Jakatis, Paul . . . . . 93  
Jansen, Michael . . . . . 91, 92  
Jarvis, Billy . . . . . 78, 79  
Jenkins, Mike A. . . . . 01, 02, 03, 04  
Jeter, Kelvin . . . . . 93, 94, 95, 96

Job, Victor . . . . . 81, 82, 83  
Johnson, Billy . . . . . 91, 92, 93, 94  
Johnson, Bruce . . . . . 02, 03, 04, 05  
Johnson, Cardon . . . . . 15, 16, 17  
Johnson, Cole . . . . . 16, 17  
Johnson, Keith . . . . . 88  
Johnson, Marcell. . . . . 14, 15, 16  
Johnson, Shelton . . . . . 05, 06, 07, 08  
Johnson, Wyatt . . . . . 13  
Jones, D.J. . . . . 79, 80  
Jones, Jay . . . . . 93, 94, 95, 96  
Jones, Jimmy . . . . . 77  
Jones, Leavander . . . . . 09, 10, 11, 12  
Jones, Matt . . . . . 06  
Jones, F. Mike . . . . . 81, 82  
Jones, Mike K. . . . . 83, 84, 85  
Jones, Renell . . . . . 93, 94, 95  
Jones, Scott . . . . . 10, 11, 12, 13  
Jones, Stan . . . . . 74, 75, 76, 78  
Jordan, Akeem . . . . . 03, 04, 05, 06  
Jordan, Tony . . . . . 93, 95, 96  
Joyce, Delvin . . . . . 97, 98, 99, 00  
Judy, Jeff . . . . . 95

**K . . . . . K**  
Kagel, Pat . . . . . 16, 17  
Kagle, Brian . . . . . 89, 90, 91, 92  
Kane, Gunnar . . . . . 14, 15, 16  
Karnes, Fred . . . . . 72  
Keaton, Curtis . . . . . 98, 99  
Kelly, Aubrey . . . . . 83  
Kennedy, Bubba . . . . . 73, 74  
Kenney, Trae . . . . . 06, 07, 08  
Kent, Clint . . . . . 02, 03, 04, 05  
Kent, John . . . . . 79, 80, 81, 82  
Kepley, Chris . . . . . 86  
Keppel, Paul . . . . . 72  
Kern, Andrew . . . . . 02, 03, 04  
Kibler, Tim . . . . . 72, 73, 74, 75  
Kiefer, Mark . . . . . 88, 89  
Killian, Bill . . . . . 86  
King, Mike . . . . . 78, 79, 80  
Kirk, Keith . . . . . 78, 79, 80  
Kirlaw, Eric . . . . . 17  
Kirsch, Mitchell . . . . . 13, 14, 15, 16  
Klisnin, Bill . . . . . 76  
Kloosterman, Jonathan 14, 15, 16, 17  
Kluesner, Joe . . . . . 04, 05, 06, 07  
Knox, Bucky . . . . . 75, 76, 77, 78  
Kobosko, Dan . . . . . 85, 86, 87, 88  
Kraus, Jeff . . . . . 74, 75, 76, 78  
Kraus, John . . . . . 92, 93, 94  
Kroll, Casey . . . . . 14, 15  
Krout, Matt . . . . . 10, 11  
Kubesh, John . . . . . 77, 78, 79, 80  
Kueth, Jim . . . . . 73

**L . . . . . L**  
Lambert, Jainard . . . . . 13  
Lancaster, Greg . . . . . 85, 87, 88  
Landers, Rodney . . . . . 05, 06, 07, 08  
Lane, Austin . . . . . 11, 12, 14, 15  
Lanier, Willie . . . . . 87, 88, 89, 90  
Latney, Jauan . . . . . 11, 12, 13, 14  
Lavin, Frank . . . . . 79  
Lawrence, Calvin . . . . . 78, 80  
Lawrence, Tommie . . . . . 05  
Layfield, Scott . . . . . 93  
Leake, Gary . . . . . 72, 73  
Lee, Brandon . . . . . 11, 12, 13, 14  
Lee, David . . . . . 93, 94, 95, 96  
Lee, Vad . . . . . 14, 15  
Leischner, Ryan . . . . . 95  
Lemn, Scott . . . . . 05, 06, 07, 08

Leonard, Allen . . . . . 75, 76, 77, 78  
Leonard, Ricky . . . . . 77, 78, 79  
Leonard, Thomas . . . . . 75  
Lewis, Bryan . . . . . 90  
Lewis, Keith . . . . . 73  
LeZotte, Matt . . . . . 01, 02, 03, 04  
LeZotte, Tony . . . . . 04, 05, 06, 07  
Lindner, Bill . . . . . 80, 81, 82, 83  
Liotta, Peter . . . . . 72  
Little, Anthony. . . . . 97, 98, 99  
Little, Gus . . . . . 17  
Lloyd, Derrick . . . . . 99, 00, 01  
Loftus, Chris . . . . . 00  
Logan, Bob . . . . . 75, 76, 77  
Logan, Steve . . . . . 93, 94, 95, 96  
Long, Clay . . . . . 79  
Long, Kerby . . . . . 08, 09, 10, 11  
Long, Mike . . . . . 91, 92, 93, 94  
Longest, Bernie . . . . . 76  
Lopes, Anthony . . . . . 91, 92  
Louden, George . . . . . 96  
Lucas, John . . . . . 92, 93  
Luckie, Mike . . . . . 99  
Lyons, Gary . . . . . 93, 94

**M . . . . . M**  
Maddox, Greg . . . . . 96, 97, 98  
Magaw, Mark . . . . . 78, 79, 80  
Magerko, Matt . . . . . 02, 03, 04, 05  
Maginley, Bryce . . . . . 16, 17  
Maglio, Ryan . . . . . 14, 15  
Magruder, Eric. . . . . 11, 12, 13, 14  
Mahoney, B.J. . . . . 92, 93, 94, 95  
Malette, Wes . . . . . 91  
Mallory, Jason . . . . . 02, 03  
Manley, Dexter . . . . . 05  
Mapp, Kevin . . . . . 01, 02  
Mares, Matt . . . . . 09  
Marlowe, Dean . . . . . 11, 12, 13, 14  
Marshall, Marcus . . . . . 17  
Marshall, Shaun . . . . . 92, 93, 94, 95  
Marshall, Warren . . . . . 82, 84, 85, 86  
Marston, Mike . . . . . 75  
Marten, Jake . . . . . 13, 15  
Martin, Franklin . . . . . 06  
Martin, Rontate . . . . . 03  
Martin, Todd . . . . . 78, 79  
Martin, Tom . . . . . 77, 78  
Masella, Mike . . . . . 95, 96, 97, 98  
Mathias, Justin . . . . . 02, 03, 04  
Matthews, Clayton . . . . . 01, 02  
May, Chuck . . . . . 79, 80, 81, 82  
Mazzie, Robert . . . . . 88  
McArdle, Frank . . . . . 02, 03, 04  
McBride, Jeremiah . . . . . 17  
McCarter, Rockeed . . . . . 06, 07, 08, 09  
McCarter, Rodney . . . . . 01, 02, 03, 04  
McClurkin, Steve . . . . . 93  
McCollough, Evan . . . . . 05, 06, 07, 08  
McCommons, Jeremy . . . . . 97, 98, 99  
McCormick, Wesley . . . . . 17  
McCullough, Dean . . . . . 83, 84, 85, 86  
McDaniel, Anthony . . . . . 11  
McDougal, Antwain . . . . . 03  
McGeachy, Alfred . . . . . 84, 85, 86  
McGee, Scotty . . . . . 06, 07, 08, 09  
McGlooin, Tom . . . . . 78, 79  
McGuirk, Ted . . . . . 77, 78, 79, 80  
McHugh, Jim . . . . . 74, 75, 76  
McHugh, Jim D. . . . . 83  
McIver, Anthony . . . . . 88, 89, 90, 91  
McKenna, Dave . . . . . 81, 82, 83  
McKinley, Mark . . . . . 90, 91  
McLeod, David . . . . . 90, 91, 92, 93

McNeil, Doug . . . . . 08  
McPherson, Keith . . . . . 07  
McPherson, Victor . . . . . 83, 84, 85  
McSherry, Craig . . . . . 03, 04, 05  
Meade, Jason . . . . . 95  
Medley, Greg . . . . . 86, 87, 88, 89  
Melton, Dennard . . . . . 00, 01, 02, 03  
Merten, Taylor . . . . . 03  
Michael, Andrew . . . . . 05  
Michalski, Nick . . . . . 15, 16  
Middleton, Lamar . . . . . 09, 10, 11  
Mikolajczyk, Todd . . . . . 87, 88  
Miles, Rhadshaun . . . . . 92, 93, 94, 95  
Milinichik, Josh . . . . . 06  
Miller, Gus . . . . . 83  
Miller, John . . . . . 14, 15, 16, 17  
Miller, Rick . . . . . 86, 88  
Miller, Tony . . . . . 86, 87  
Minafeld, Phil . . . . . 05, 06  
Minor, B.J. . . . . 00, 01  
Mitch, Connor . . . . . 16  
Mitchell, Chet . . . . . 95, 96  
Mitchell, Kenny . . . . . 84, 85, 86, 87  
Mizelle, Leon . . . . . 02, 03, 04, 05  
Moats, Arthur . . . . . 06, 07, 08, 09  
Mohler, Neal . . . . . 81, 82  
Monroe, Brandon . . . . . 07, 08, 09  
Moody, Malik . . . . . 91, 92, 93  
Moore, Anthony . . . . . 97  
Moore, Bryan . . . . . 80, 81  
Moore, Jake . . . . . 95  
Moore, Ray . . . . . 77, 78  
Morant, Chris . . . . . 98, 99, 00  
Moreland, Jimmy . . . . . 14, 16, 17  
Morris, Brad . . . . . 91, 92, 93  
Morrison, Randolph . . . . . 82, 83, 84  
Morton, Bruce . . . . . 80, 81, 82  
Mosby, Mike . . . . . 04  
Mosley, Alex. . . . . 12, 13, 14  
Moxley, Aaron. . . . . 97, 98  
Moyer, Bobby . . . . . 01, 02, 03  
Mulligan, Kirk . . . . . 97, 98, 99  
Mullins, Billy . . . . . 84  
Murphy, Bob . . . . . 79  
Murphy, Dave . . . . . 86, 87  
Murphy, Doug . . . . . 90, 91  
Murray, John . . . . . 73

**N . . . . . N**  
Nalls, Pat . . . . . 78, 79  
Napolitano, Pete . . . . . 73  
Neil, Robert . . . . . 72  
Nelson, Vidal . . . . . 08, 09, 10, 11  
Newman, Charlie . . . . . 79, 80, 81, 82  
Newman, Charlie . . . . . 06, 07, 08, 09  
Nichols, Ricky . . . . . 11  
Nicholson, Robbie . . . . . 75, 76  
Noble, Scott . . . . . 07, 09, 10  
Nogle, Jim . . . . . 72  
Norwood, Scott . . . . . 78, 79, 80, 81  
Novak, J.P. . . . . 98, 99, 00, 01  
Nowell, Will . . . . . 05, 06, 07

**O . . . . . O**  
Ohnmacht, Kurt . . . . . 84  
O'Connor, Tom . . . . . 02, 03, 04  
O'Kelly, Harry . . . . . 17  
O'Neill, Logan . . . . . 98, 99  
O'Neill, Sean . . . . . 09, 10, 12  
O'Neill, Shane . . . . . 90  
Oliver, Curtis . . . . . 15, 16, 17  
Ordonez, Marcus . . . . . 95, 96, 97  
Orendorff, Kris . . . . . 91, 92  
Orwig, Pete . . . . . 98, 99, 00, 01



# All-Time Lettermen

Osuji, Evans . . . . . 14, 15  
Owen, Andrew . . . . . 99, 00, 01  
Ozycz, Zack . . . . . 13

## P . . . . . P

Pack, Derick . . . . . 99, 00, 01  
Page, Todd . . . . . 90, 93  
Paige, Benjie . . . . . 83  
Paige, Jay . . . . . 01, 02, 03  
Paige, Vince . . . . . 95  
Paquette, Chris . . . . . 98, 99, 00  
Paquette, Tom . . . . . 98, 99, 00  
Parcell, Carl . . . . . 72  
Parham, Mike . . . . . 05, 06  
Parisi, Tom . . . . . 74, 75, 76  
Parker, Andre . . . . . 81, 82, 83  
Parkins, Chip . . . . . 72, 73  
Parmer, Jason . . . . . 96, 97, 98, 99  
Parrish, Jevontae . . . . . 13  
Parrott, Andre . . . . . 07  
Parrott, Chris . . . . . 89, 90, 91, 92  
Patrick, Mac . . . . . 16, 17  
Patrick, Tabb . . . . . 17  
Patrick, Will . . . . . 03, 04, 05, 06  
Patey, Mark . . . . . 88, 89, 90  
Patterson, Matt . . . . . 04, 05  
Patton, Steve . . . . . 77  
Paulett, Nick . . . . . 79, 81  
Payne, David . . . . . 73, 74, 75, 76  
Payton, Earnest . . . . . 97, 98, 99, 00  
Peak, Aaron . . . . . 14  
Pearce, Doug . . . . . 73  
Pereira, Jeff . . . . . 79, 80  
Perez, Johnny . . . . . 88, 89, 90  
Perlik, Steve . . . . . 73  
Perry, Ed . . . . . 93, 94, 95, 96  
Petrunka, Jon . . . . . 97, 98, 99, 00  
Pettis, Clive . . . . . 88, 89, 90, 91  
Pettis, John . . . . . 97, 98  
Phelps, Don . . . . . 90, 91, 92  
Phillips, Dirk . . . . . 95, 96  
Phillips, Tim . . . . . 74, 75  
Pike, Henry . . . . . 73, 74, 75  
Pineda, Chris . . . . . 74, 75  
Plumb, Mark . . . . . 72  
Polglase, Zach . . . . . 17  
Ponds, Michael . . . . . 98, 99, 00, 01  
Pope, Keith . . . . . 75  
Pope, Mike . . . . . 06, 07  
Poskay, Mike . . . . . 94  
Posniowski, Bob . . . . . 78, 79, 80  
Powell, Rahmad . . . . . 06, 07  
Price, Tony . . . . . 97  
Pritchard, Jason . . . . . 05, 06, 07, 08  
Proctor, Steve . . . . . 72

## Q . . . . . Q

Quattlebaum, David . . . . . 92, 93, 94, 95  
Quillen, Jovonn . . . . . 00

## R . . . . . R

Rabil, David . . . . . 03, 04, 05, 06  
Radoski, Derek . . . . . 91, 92, 93  
Ragin, Mike . . . . . 88, 89  
Ragle, Tim . . . . . 05  
Rampack, Emil . . . . . 72  
Ramsey, Chris . . . . . 73  
Ramsey, Darrius . . . . . 05, 06, 07, 08  
Randolph, Brandon . . . . . 07, 08, 09  
Rascati, Justin . . . . . 04, 05, 06  
Ratke, Ethan . . . . . 17  
Ravenel, Brandon . . . . . 13, 14, 15, 16  
Rawlins, Jonas . . . . . 06, 07  
Reed, Mike . . . . . 84

Rees, Brian . . . . . 87, 88, 89, 90  
Reinhardt, Kevin . . . . . 97, 98, 99  
Reynolds, Lee . . . . . 09, 10, 11  
Reynolds, Quintin . . . . . 16  
Reynolds, Taylor . . . . . 13, 14, 15, 16  
Reynolds, Wade . . . . . 10  
Ricciardi, Matt . . . . . 93, 94, 95  
Richards, Dominick . . . . . 12, 13, 14, 15  
Rice, Rick . . . . . 82, 84, 85  
Rider, Mark . . . . . 77  
Ridley, Tom . . . . . 03, 04  
Rigney, Kyle . . . . . 13, 14, 15, 16  
Rinker, Ken . . . . . 74  
Rizzo, Steve . . . . . 88  
Roach, Josh . . . . . 09, 10  
Roadcap, Jerry . . . . . 81, 82, 83  
Roberson, James . . . . . 96, 97  
Roberts, Damon . . . . . 94, 95, 96  
Robertson, Carter . . . . . 94, 95, 96, 97  
Robertson, Dan . . . . . 83, 84, 85  
Robertson, Stephen . . . . . 10, 11, 12, 13  
Robinette, Kirk . . . . . 16  
Robinson, Butch . . . . . 77, 78, 79, 80  
Robinson, Chris . . . . . 82, 83, 84  
Robinson, Dwight . . . . . 91, 92, 93, 94  
Robinson, Rashad . . . . . 15, 16, 17  
Robinson, Renard . . . . . 10, 11, 12  
Robinson, Simeyon . . . . . 14, 15, 16, 17  
Robinson, Tom . . . . . 74  
Robinson, Wayne . . . . . 83  
Rocco, Joe . . . . . 76  
Roddy, Jon . . . . . 82, 85  
Rodgers, Dorrius . . . . . 16  
Rogers, Larry . . . . . 77  
Rogozinski, Aaron . . . . . 98, 99  
Roman, Bill . . . . . 08  
Roney, Jerry . . . . . 88  
Rose, Anthony . . . . . 12, 13  
Rose, Jon . . . . . 08, 09, 10, 11  
Rose, Peter . . . . . 10, 11, 12, 13  
Ross, P.J. . . . . 96, 97, 98  
Rosser, Nick . . . . . 00  
Roy, Corey . . . . . 90, 91, 93  
Royce, Kevin . . . . . 78  
Rudd, Rowdy . . . . . 06, 07  
Ruffin, Justin . . . . . 99, 00, 01, 02  
Ryan, Mike . . . . . 78

## S . . . . . S

Salisbury, Mark . . . . . 86, 87  
Sanders, Jamaris . . . . . 06, 07, 08, 09  
Savarese, Dario . . . . . 82, 83, 84, 85  
Scaife, James . . . . . 83  
Schellhammer, Chris . . . . . 87, 88, 89, 90  
Schiele, Daniel . . . . . 13, 14, 15, 16  
Schor, Bryan . . . . . 14, 15, 16, 17  
Scott, A.J. . . . . 11, 12, 13  
Scott, Dae'Quan . . . . . 10, 11, 12, 13  
Searing, John . . . . . 91  
Sears, Don . . . . . 74, 75  
Seaton, Kavon . . . . . 10  
Secrist, Brent . . . . . 92, 93, 94, 95  
Sensabaugh, Dave . . . . . 74  
Setser, Mike . . . . . 81, 82, 83, 84  
Shambley, Demetrius . . . . . 02, 03, 04, 05  
Sharp, Jon . . . . . 09, 10, 11  
Sharp, Trai . . . . . 15, 16, 17  
Sharpe, Khary . . . . . 04  
Sheehan, Billy . . . . . 85  
Shelton, Jeremy . . . . . 97, 98  
Sherman, Julius . . . . . 84, 86, 87  
Sherman, Theo . . . . . 07, 08, 09, 10  
Sherwood, Jack . . . . . 80, 81, 82  
Shockley, David . . . . . 78, 81

Showalter, David . . . . . 74  
Showker, Joe . . . . . 76, 77, 78  
Shropshire, Dee . . . . . 96, 97, 98, 99  
Siegel, Brett . . . . . 14, 15, 16, 17  
Siegfried, Joe . . . . . 92  
Simmons, Dejour . . . . . 11, 12, 13, 14  
Sims, Kenny . . . . . 89, 90, 91, 92  
Sinnott, Ray . . . . . 72  
Skahn, David . . . . . 09, 10, 11, 12  
Skelly, John . . . . . 79, 80, 81  
Skolnitsky, J.D. . . . . 06, 07, 08  
Slayton, Bernard . . . . . 73, 74, 75, 76  
Smallwood, Steve . . . . . 15  
Smart, John . . . . . 72  
Smart, Robert . . . . . 90, 92, 93  
Smith, Adam . . . . . 16, 17  
Smith, Andy . . . . . 08  
Smith, Antron . . . . . 98  
Smith, Brad W. . . . . 84  
Smith, Brian . . . . . 93, 94  
Smith, Bryan . . . . . 04  
Smith, DeAndre . . . . . 11, 12, 13, 14  
Smith, Donny . . . . . 08, 09  
Smith, Gerald . . . . . 93, 94, 95, 96  
Smith, Greg . . . . . 81, 82, 83, 84  
Smith, Larry . . . . . 75, 76, 77, 78  
Smith, Matt . . . . . 92, 93  
Smith, P. Brad . . . . . 80, 81  
Smith, Pete . . . . . 81, 82, 83  
Smith, Ryan . . . . . 10, 11, 12  
Smith, Sonny . . . . . 86, 87, 88, 89  
Smith, Tim . . . . . 00, 01, 02, 03  
Smith, Tom . . . . . 83  
Snow, Tyler . . . . . 10, 11, 12, 13  
Southern, Jerame . . . . . 00, 02, 03  
Spaid, John . . . . . 74  
Spangler, Derek . . . . . 90, 91, 92  
Sparksman, Joe . . . . . 90, 91, 93  
Sprouse, Mike . . . . . 95  
Stallings, Rhaqueem . . . . . 13, 14  
Stannard, Dave . . . . . 07, 08  
Stanton, Jordan . . . . . 10, 11, 12, 13  
Stapleton, Riley . . . . . 16, 17  
Starke, Cameron . . . . . 10, 11, 12, 13  
Steele, Gage . . . . . 13, 14, 15, 16  
Steeper, Danny . . . . . 95, 96, 97  
Stein, John . . . . . 93, 94, 95, 96  
Steinfeld, Leon . . . . . 01, 02, 04  
Stephenson, Stewart . . . . . 73  
Stewart, Bernard . . . . . 79, 80  
Stewart, Blaine . . . . . 14, 15  
Stinnett, Mickey . . . . . 82, 83, 84  
Stinnie, Aaron . . . . . 14, 15, 16, 17  
Stith, Ron . . . . . 73, 74, 75, 76  
Stockett, Rodney . . . . . 84, 85, 86, 87  
Stone, Martez . . . . . 16  
Stovall, Rashaun . . . . . 96, 97  
Straub, Mike . . . . . 96  
Suleiman, Samir . . . . . 95, 96  
Sullenberger, Mike . . . . . 81, 82, 83, 84  
Sullivan, Chris . . . . . 89, 90, 91, 92  
Sullivan, Jamal . . . . . 07, 08, 09, 10  
Summers, Brendan . . . . . 03  
Suppon, Chuck . . . . . 03, 04, 05, 06  
Sweeney, By . . . . . 78

## T . . . . . T

Tapley, Sean . . . . . 14  
Taylor, Chuck . . . . . 82, 83, 84  
Taylor, Domo . . . . . 15, 16  
Taylor, Reggie . . . . . 99, 00, 01, 02  
Taylor, Leon . . . . . 87, 88, 89, 90  
Thomas, Emmitt . . . . . 86  
Thomas, Quintrel . . . . . 07, 08

Thomas, R.T. . . . . 77  
Thomas, Tony . . . . . 81, 82, 83, 84  
Thompson, Cortez . . . . . 01, 02, 03, 04  
Thompson, Darryl . . . . . 86, 87, 88, 89  
Thompson, Jason . . . . . 99, 00, 01  
Thornley, B.J. . . . . 97  
Thornton, Keith . . . . . 87, 88, 89, 90  
Thorpe, Justin . . . . . 09, 11, 12  
Thurman, Chris . . . . . 90, 91, 92  
Thurman, Mike . . . . . 78, 80, 81, 82  
Tiemey, Terry . . . . . 82, 83  
Till, Titus . . . . . 12, 13, 14  
Tillman, Torrey . . . . . 95, 96, 97  
Timming, J.T. . . . . 17  
Todd, Scott . . . . . 88, 89, 90  
Togia, Bingham . . . . . 10, 11, 12, 13  
Tolley, Nic . . . . . 02, 03, 04  
Tomlin, Gary . . . . . 83, 84, 85  
Toole, Aubrey . . . . . 95  
Townes, D'Artagnan . . . . . 93, 94, 95, 96  
Townsend, Trey . . . . . 01, 02, 03, 04  
Tuell, John . . . . . 75, 76, 77  
Turner, Doug . . . . . 74  
Turner, Marcus . . . . . 07, 08, 09, 10  
Turner, Robert . . . . . 80, 81, 82, 83  
Tutt, Charles . . . . . 15, 16  
Tyson, Joe . . . . . 02

## U . . . . . U

Uliana, Matt . . . . . 88, 89  
Urbielewicz, Mark . . . . . 87, 88, 89, 90  
Urquhart, Cornell . . . . . 14, 15, 16, 17

## V . . . . . V

Vaccaro, Brian . . . . . 03, 04, 05  
VanAken, Mike . . . . . 00, 02, 03  
Vega, Gustavo . . . . . 01  
Veney, Jamie . . . . . 08, 09, 11, 12  
Visich, Jim . . . . . 79, 80, 81, 82  
Vissman, Shannon . . . . . 88, 89, 90, 91  
VonAllmen, Karl . . . . . 09  
Von Schuch, Matt . . . . . 97, 98

## W . . . . . W

Wagoner, Dick . . . . . 77, 78  
Wakely, John . . . . . 96, 97, 98, 99  
Walker, Arthur . . . . . 07, 08  
Walker, Frankie . . . . . 79, 80  
Walker, Robbie . . . . . 16  
Walker, Sean . . . . . 12, 13  
Waller, Quincy . . . . . 94, 95  
Wallin, Jeff . . . . . 81, 82  
Walters, David . . . . . 87  
Walters, Lee . . . . . 76, 77, 78, 79  
Walton, Kwynn . . . . . 01, 02, 03, 04  
Wanderer, Mike . . . . . 01  
Wantuck, Paul . . . . . 04, 05  
Ward, Bob . . . . . 73, 74, 75, 76  
Ward, Dan . . . . . 72, 73, 74  
Ward, Patrick . . . . . 05, 06, 07, 08  
Washington, Garrett . . . . . 88, 89, 90, 91  
Washington, Tyrone . . . . . 91, 92, 93, 94  
Waters, Roger . . . . . 86, 88, 89, 90  
Watford, Earl . . . . . 09, 10, 11, 12  
Watkins, Chris . . . . . 98  
Watts, Leon . . . . . 83, 84, 85, 86  
Weatherspoon, James . . . . . 87, 88, 89, 90  
Weaver, Fred . . . . . 72  
Weis, Trey . . . . . 91, 92, 93  
Welch, Quan . . . . . 15  
Wellons, Justin . . . . . 13, 14, 15, 16  
Wells, Josh . . . . . 10, 11, 12, 13  
West, Charles . . . . . 75  
West, Doug . . . . . 84, 85

Westbrook, Grant . . . . . 15, 16, 17  
White, Dominique . . . . . 06, 07, 08, 09  
White, Kevin . . . . . 88, 89, 90  
Wielki, Joe . . . . . 80, 81, 83  
Wilfong, Malcolm . . . . . 72  
Wilkerson, Mike . . . . . 01, 02, 03, 04  
Wilkins, James . . . . . 99  
Wilkinson, Neal . . . . . 85, 86, 87  
Willard, Hal . . . . . 74  
Williams, Aaron . . . . . 99  
Williams, Albert . . . . . 84, 85, 86, 87  
Williams, Albert (Va.) . . . . . 13  
Williams, Bosco . . . . . 06, 07, 08, 09  
Williams, Bryan . . . . . 72  
Williams, Erig . . . . . 89, 90, 91, 92  
Williams, Jon . . . . . 08, 09, 10  
Williams, Julius . . . . . 92, 93, 94, 96  
Williams, Kwe'shon . . . . . 13  
Williams, Leroy . . . . . 79, 80  
Williams, Matt . . . . . 11, 12, 13, 14  
Williams, Pat . . . . . 08, 09, 10, 11  
Williams, Richard . . . . . 09, 10  
Williams, Vernon . . . . . 84  
Willmann, Steve . . . . . 74  
Wilson, Jeremiah . . . . . 12, 13, 14  
Wilson, Trey . . . . . 17  
Wiltshire, Kelly . . . . . 93, 94, 95  
Wimbush, Cliff . . . . . 96, 97, 98, 99  
Windham, Dewey . . . . . 74, 75  
Winston, Kevin . . . . . 03, 04, 05, 06  
Wise, Paul . . . . . 99, 00  
Wisniewski, Brian . . . . . 80, 81, 83  
Wohn, Nick . . . . . 99  
Wolcott, Matt . . . . . 16  
Wood, Lincoln . . . . . 82, 83, 85  
Woods, Taylor . . . . . 14, 15, 16, 17  
Woodson, Greg . . . . . 08  
Woodson, James . . . . . 76  
Woodson, Shawn . . . . . 84, 86, 87, 88  
Woodyard, Marquis . . . . . 11, 12, 13, 14  
Woolever, Mike . . . . . 92, 93, 94, 95  
Word, Landan . . . . . 17  
Wright, Chris . . . . . 96, 98  
Wright, Dixon . . . . . 08, 09, 10  
Wright, Isaiah . . . . . 11, 12  
Wyatt, Steve . . . . . 02, 04

## X . . . . . X

Xu, Richard . . . . . 15, 16

## Y . . . . . Y

Yakopec, Steve . . . . . 09  
Yancey, Griff . . . . . 07, 08, 09, 10  
Yaralian, Blake . . . . . 99, 00, 01  
Yost, Jeff . . . . . 79, 80  
Young, Brian . . . . . 74, 75  
Young, Cary . . . . . 77  
Young, Floyd . . . . . 76, 77

## Z . . . . . Z

Ziolkowski, Ron . . . . . 80, 81, 82, 83

