

JMU JAMES MADISON FOOTBALL

2004 & 2016 National Champions * Back-to-Back-to-Back CAA Champions * 14th Playoff Appearance * 28th Winning Season

2017 SCHEDULE/RESULTS

Overall: 11-0 | CAA: 8-0

Home: 6-0 | Away: 5-0 | Streak: W23

DATE	OPPONENT	TIME
Sept. 2	at ECU	W, 34-14
Sept. 9	ETSU	W, 52-10
Sept. 16	NORFOLK STATE	W, 75-14
Sept. 23	MAINE *	W, 28-10
Sept. 30	at Delaware *	W, 20-10
Oct. 14	#11 VILLANOVA *	W, 30-8
Oct. 21	at William & Mary *	W, 46-14
Oct. 28	#17 NEW HAMPSHIRE *	W, 21-0
Nov. 4	at Rhode Island *	W, 38-3
Nov. 11	RICHMOND *	W, 20-13
Nov. 18	at #11 Elon *	W, 31-3
Dec. 2	#10 STONY BROOK ^	2 p.m.
Dec. 8-9	FCS Playoffs Quarterfinals	
Dec. 15-16	FCS Playoffs Semifinals	
Jan. 6	NCAA Division I Championship	

Home games in **BOLD CAPS**

Rankings are STATS poll

* CAA game

^ FCS playoffs

ESPN3

- Play-by-Play Bob Picozzi
- Color Commentary Matt Chatham
- Online: <http://www.espn.com/watch/>

SPRINT BROADCAST NETWORK

- Play-by-Play Dave Thomas
- Color Commentary Clint Estes
- In Harrisonburg: WSVB 550 AM/92.1 FM
- Online: WSVAOnline.com

LIVE STATS

- Game Center www.ncaa.com

NEXT UP: FCS QUARTERFINALS

- Date Friday, Dec. 8 or Saturday, Dec. 9
- Time TBA
- TV ESPN2/ESPN3
- Online WatchESPN/ESPN App

JMU Football Communications

Chris Brooks, Football SID

Office Phone: 540-568-3702
Email: brookscp@jmu.edu
Twitter: @CBrooksSID

Melissa Wyant, Football Secondary

Office Phone: 540-568-6051
Email: wyantmj@jmu.edu

#1 JAMES MADISON (11-0) vs. #10 STONY BROOK (10-2)

SATURDAY, DECEMBER 2, 2017 • 2 P.M. • HARRISONBURG, VA. • BRIDGEFORTH STADIUM

Location Harrisonburg, Va.
Site Bridgeforth Stadium
Capacity 24,877
Surface FieldTurf
TV N/A
Online ESPN3
Radio JMU Sprint Broadcast Network
Series JMU leads 2-1
Last Meeting Oct. 3, 2015
JMU 38, Stony Brook 20



JAMES MADISON
Rankings (STATS / Coaches / Committee) #1 / #1 / #1
Head Coach Mike Houston (Mars Hill '94)
Career Record / at JMU 68-20 (7th) / 25-1 (2nd)
Record vs. Stony Brook 0-0



STONY BROOK
Rankings (STATS / Coaches / Committee) #10 / #11 / --
Head Coach Chuck Priore (SBU '82, Albany '85)
Career Record / at SBU 116-71 (18th) / 77-60 (12th)
Record vs. JMU 1-2

DUKES MATCH UP WITH STONY BROOK IN FCS SECOND ROUND

- Game 12 of the 46th season of JMU football takes place Saturday, Dec. 2 when No. 1 James Madison hosts 10th-ranked Stony Brook in the second round of the NCAA FCS playoffs.
- Kickoff is set for 2 p.m. at Bridgeforth Stadium and will be streamed on ESPN3 and ESPN app. It can also be heard on the JMU/Sprint Broadcast Network, with pregame coverage starting at 1 p.m.
- Saturday marks the fourth meeting between JMU and Stony Brook, with the Dukes leading 2-1.
- This matchup features the league's top-two teams, as JMU won the outright CAA championship with an unblemished 8-0 record, while SBU went 7-1 to finish in second place.
- JMU's run through the 2017 FCS playoffs is presented by Excel Heating and Cooling.

ROAD TO FRISCO GOES THROUGH BRIDGEFORTH

- After going undefeated during the regular season and holding a No. 1 ranking in both polls all season long, the FCS Selection Committee awarded JMU the No. 1 seed for the 2017 NCAA FCS playoffs.
- It's the second time in school history the Dukes earned the top seed (2008) and a program-record third straight year they garnered a national seed and first-round bye.
- JMU is making its program-record fourth straight playoff appearance in 2017.

JMU'S PLAYOFF HISTORY

- The Dukes are making their 14th FCS playoff appearance in 2017, which includes a program-record fourth straight berth. They have gone 13-11 overall with a pair of national championships - 2004 and 2016.
- JMU has won multiple playoff games in three postseason trips, going 4-0 in both national title runs, and 2-1 in 2008 where it reached the national semifinals.
- The Dukes are 5-4 all-time at home in the playoffs, including three straight wins at Bridgeforth.
- They are also 6-7 on the road and 2-0 in neutral-site matchups.
- In last year's run to the championship, JMU outscored its four opponents 175-60 (43.75 to 15.0 avg).
- That included back-to-back games recording program bests for scoring, with 55 against New Hampshire and 65 versus Sam Houston. The 65-7 win over SHSU was the second-largest margin-of-victory by any team in FCS playoff history.

UNDISPUTED CAA CHAMPS

- JMU won its third straight CAA title and the second consecutive outright crown with its 31-3 win at Elon.
- It's the first time in CAA history a team has gone 8-0 in back-to-back season.
- It's also the first time JMU has won three straight titles and the first for the CAA since Boston University won three in a row from 1982-84.
- The Dukes are the first CAA team to go 8-0 three times, as New Hampshire has accomplished the feat twice. JMU is also the first team since UMass in 1977-78 to go unbeaten in back-to-back conference seasons.

TEAM COMPARISON

James Madison


35.9
9.0
+26.9
218.5
211.4
429.8
43% (66/152)
30% (50/167)
60% (6/10)
44% (7/16)
85% (45/53)
43/19/8

Scoring Offense
Scoring Defense
Scoring Margin
Passing Yards
Rushing Yards
Total Offense
3rd Down Offense
3rd Down Defense
4th Down Offense
4th Down Defense
Red Zone Scoring

Sacks/Interceptions/Fumble Recoveries

Stony Brook

31.1
20.2
+10.9
188.6
165.9
354.5
39% (67/171)
43% (85/196)
36% (4/11)
29% (5/17)
90% (43/48)
25/10/12



SCOUTING STONY BROOK

- The Seawolves, who finished second in the CAA season, come to town sporting a 10-2 record, which included a 7-1 mark in CAA play.
- Stony Brook has won six straight after dispatching Lehigh 59-29 in last weekend's first round at LaValle Stadium.
- SBU scores 31.1 points per game, which is second to JMU in the CAA, while conceding 20.2 points per outing.
- The Seawolves rank third in the league in rushing defense (101.1) and turnover margin (+10) and is also fourth in total defense (328.2) and fourth in rushing offense (165.9).
- First Team All-CAA running back Stacey Bedell has rushed for 776 yards and eight touchdowns. Donald Liotine leads all players with 11 touchdowns, including 10 on the ground.
- Joe Carbone has thrown for 2,263 yards and 22 touchdowns, with only three interceptions.
- First Team All-CAA receiver Ray Bolden is third in the CAA with 6.0 catches per game. He has 780 receiving yards and nine touchdowns.
- Chuck Priore is in his 12th season at SBU, holding a 77-60 overall record. Now in his 18th season as a head coach, he holds a 116-71 career record after a distinguished Division III career.

JMU AGAINST CAA FOES IN PLAYOFFS

- Saturday marks JMU's fifth game ever in the postseason against a conference opponent.
- The Dukes are 4-0 versus CAA teams in the FCS playoffs, which included a 55-20 win over New Hampshire in the 2016 Second Round.
- JMU also owns postseason wins at Delaware, at William & Mary and against Villanova.
- The Dukes won the program's first-ever playoff game on Nov. 30, 1991 in a 42-35 double-overtime win at Delaware.
- They advanced to their first national title game with a 48-34 victory at W&M on Dec. 10, 2004.
- The Dukes also downed Nova 31-27 at home in the 2008 quarterfinals on Dec. 6, 2008.

HOUSTON UP FOR ROBINSON AWARD

- After guiding JMU to a perfect 11-0 regular season and the CAA outright championship, Mike Houston was named a finalist for the STATS FCS Eddie Robinson Award.
- It's the third straight year Houston has been in consideration for the award, now in its 31st year.
- Since his hire, he's led JMU to a 25-1 record, which includes a program-record 23-game win streak. He's never lost to a FCS team at the helm, going 24-0, which includes a 16-0 mark during conference play.

SCHOR & ANKRAH ALSO AWARD FINALISTS

- Bryan Schor and Andrew Ankrah were both named finalists for major national awards, honoring the top offensive and defensive players in the FCS.
- Schor is up for the STATS FCS Walter Payton Award, while Ankrah is a candidate for the Buck Buchanan Award.

- Last season, Schor finished 12th in the final voting for the Payton Award. Ankrah was also on the Buchanan Watch List in 2016.

DUKES WIN THREE MAJOR CAA AWARDS

- JMU won three major CAA yearly awards after going 11-0 in the regular season.
- Andrew Ankrah was named CAA Defensive Player of the Year. He's the ninth JMU player to win the accolade and the first since 2013.
- John Miller was voted CAA Special Teams Player of the Year. It marked the second straight year a JMU player won the award and the third time since winning its first one in 2008.
- Bryan Schor garnered the Chuck Boone Leadership Award, as he became JMU's first winner of the prestigious laurel.
- Since joining the league in 1993, JMU players have claimed 21 end-of-year awards.
- A total of 16 players were named All-CAA

16 PLAYERS NAMED ALL-CAA

- The Dukes tied the program record with 16 All-CAA honorees, matching the 2006 season.
- They led all teams with total selections and eight First Team All-CAA members.
- In addition to Ankrah and Miller, the six other Dukes to earn First Team All-CAA honors were Aaron Stinnie, Simeyon Robinson, Kyre Hawkins, Rashad Robinson, Jimmy Moreland and Raven Greene.
- Four players were named to the All-CAA Second Team in Schor, Jahee Jackson, Jordan Brown and Harry O'Kelly.
- Also earning Third Team All-CAA accolades were Trai Sharp, Terrence Alls, Darrious Carter and Brandon Hereford.

WIN STREAK AT 23, 4TH IN FCS HISTORY

- JMU's 31-3 at Elon on Nov. 18 marked JMU's program-record 23rd consecutive triumph, which extended the CAA record and longest mark in all of Division I.
- JMU is one of five FCS teams to have won at least 10 in row, as Kennesaw State and North Carolina A&T both have 11 wins in a row, while Central Arkansas and Grambling have each claimed 10 straight.
- At the FBS level, Wisconsin has won 13 consecutive, and UCF has won 11 in a row.
- The Dukes have also won a CAA-record 18 straight league games and became the league's first team ever to go 8-0 back-to-back years.
- The 23-game mark is fourth all-time in FCS history and one off a tie for second place.
- The Dukes last saw defeat on Sept. 24, 2016 - a 56-28 setback at ACC-foe North Carolina.
- JMU has also won 24 straight games against FCS opponents, with the last loss coming on Dec. 5, 2015 versus Colgate in the second round of the playoffs.
- The Dukes have won 14 straight at Bridgeforth Stadium and hold a program-record 10-game road win streak.

JMU QUICK FACTS

GENERAL

Location	Harrisonburg, Va.
Founded	1908
Enrollment	21,836
Affiliation	NCAA Division I FCS
Conference	Colonial Athletic Association
Nickname / Mascot	Dukes / Duke Dog
Colors	Purple and Gold
Stadium (Capacity)	Bridgeforth Stadium (24,877)
President	Jonathan Alger
Director of Athletics	Jeff Bourne

HISTORY

First Season as a Program	1972
First Year of NCAA Varsity	1974
First Year of NCAA Division I	1979
All-Time Record	305-210-4 (.591) / 519 games
Division I Record	266-186-2 (.587) / 454 games
Conference Titles / Last	Seven / 2017
NCAA Playoff Appearances / Last	14 / 2017
Last Postseason Opponent	Youngstown State (1/7/17)
Round	2017 NCAA Division I Championship Game Result
	JMU 28, YSU 14

2017 TEAM INFO

Overall Record (CAA Record)	11-0 (8-0)
Home Record	6-0
Away Record	5-0
Neutral Record	0-0
Passing Leader	Bryan Schor (2,257)
Rushing Leader	Trai Sharp (686)
Receiving Leader	Terrence Alls (441)
Tackles Leader	Kyre Hawkins (78)
Sacks Leader	Andrew Ankrah (7.5)
Interceptions Leaders	Jordan Brown (6)
Fumble Recoveries Leaders	A. Ankrah, D. Carter, J. Moreland (2)

COACHING STAFF

Head Coach	Mike Houston
Record at JMU / Years	25-1 / Second
Career Record / Years	68-20 / Seventh
Football Office Phone	540-568-6517
Off. Coordinator (Quarterbacks)	Donnie Kirkpatrick
Def. Coordinator (Safeties)	Bob Trott
Offensive Line	Bryan Stinespring
Outside Linebackers/Special Teams	Roy Tesh
Inside Linebackers	Byron Thweatt
Defensive Line	Jeff Hanson
Cornerbacks	Tripp Weaver
Running Backs	De'Rail Sims
Outside Receivers	Drew Dudzik
Inside Receivers	Fontel Mines
Director of Football Admin.	Dale Steele
Strength & Conditioning	John Williams
Strength & Conditioning	Michael Morris

CAA STANDINGS

	CAA			Overall	
#1 James Madison	8-0	1.000	11-0	1.000	
#10 Stony Brook	7-1	.875	10-2	.833	
#15 Elon	6-2	.750	8-4	.667	
#21 New Hampshire	5-3	.625	8-4	.667	
Delaware	5-3	.625	7-4	.636	
Richmond	4-4	.500	6-5	.545	
Towson	3-5	.375	5-6	.455	
Villanova	3-5	.375	5-6	.455	
Maine	3-5	.375	4-6	.400	
Albany	2-6	.250	4-7	.364	
Rhode Island	2-6	.250	3-8	.273	
William & Mary	0-8	.000	2-9	.182	

TUE 28	WED 29	THU 30	FRI 1	SAT 2	SUN 3	MON 4
Noon - Fan/Press Luncheon at O'Neill's Grill with Coach Houston 5:40 p.m. - Practice availability for players and Houston upon approval	5:40 p.m. - Practice availability for coordinators	No availability	No availability	2 p.m. - Game #12 vs. #10 Stony Brook Postgame - Coach Houston and selected players available for interviews. Locker room open after press conference for 30 minutes	No availability	TBA - CAA Teleconference with Coach Houston should JMU advance

Members of the media should request player interviews by 10 a.m. on Monday for full consideration. Special requests outside the availability should be directed to Chris Brooks well in advance of the specific request.

JMU TWO-DEEP vs. STONY BROOK

OFFENSE (Spread)

QB	17	Bryan Schor		Sr.	6-2	211
	12	Cole Johnson		So.	6-5	210
RB	29	Marcus Marshall	-or-	Jr.	5-10	207
	1	Trai Sharp	-or-	Jr.	5-9	208
	20	Taylor Woods		Sr.	5-9	197
	31	Percy Agyei-Obese		Fr.	5-11	196
WR	13	Ishmael Hyman	-or-	R-Sr.	6-0	188
	19	David Eldridge		Jr.	6-1	180
WR	7	Terrence Alls		R-Sr.	6-1	193
	10	Riley Stapleton		R-So.	6-5	218
WR	8	John Miller		Sr.	5-11	180
	85	Ezrah Archie		Fr.	6-0	185
TE	88	Jonathan Kloosterman		Sr.	6-3	245
	37	Clayton Cheatham		Fr.	6-3	219
LT	70	Aaron Stinnie		R-Sr.	6-5	309
	75	Michael Faulkner		R-Fr.	6-4	279
LG	61	A.J. Bolden		R-Sr.	6-3	315
	67	Zaire Bethea		R-Fr.	6-3	300
C	73	Mac Patrick		So.	6-2	295
	63	J.T. Timming		R-Fr.	6-2	308
RG	55	Nick Edwards		R-Sr.	6-4	287
	77	Liam Fornadel		Fr.	6-4	309
RT	60	Jahee Jackson		R-So.	6-3	292
	79	Raymond Gillespie		R-Fr.	6-5	275

SPECIAL TEAMS

PK	91	Ethan Ratke		R-Fr.	5-10	183
	57	Jeremiah McBride		R-Fr.	6-0	195
P	98	Harry O'Kelly		Fr.	6-1	178
	57	Jeremiah McBride		R-Fr.	6-0	195
KOS	91	Ethan Ratke		R-Fr.	5-10	183
	57	Jeremiah McBride		R-Fr.	6-0	195
LS	59	Daniel Caracciolo		R-Fr.	5-11	215
	41	Brett Siegel		R-Sr.	6-2	227
SS	41	Brett Siegel		R-Sr.	6-2	227
	59	Daniel Caracciolo		R-Fr.	5-11	215
H	18	Hunter Etheridge		R-Jr.	6-3	214
	17	Bryan Schor		Sr.	6-2	211
KR	29	Marcus Marshall		Jr.	5-10	207
	24	D'Angelo Amos		R-Fr.	6-1	182
PR	8	John Miller		Sr.	5-10	180
	7	Terrence Alls		R-Sr.	6-1	193

DEFENSE (4-2-5 and 3-4)

DL	47	Darrious Carter		R-Jr.	6-5	235
	97	John Daka		So.	6-3	223
DL	74	Simeyon Robinson		R-Sr.	6-1	264
	95	Adeeb Atariwa		R-Fr.	6-3	282
DL	94	Cornell Urquhart		Sr.	6-4	280
	64	Mike Greene		Fr.	6-3	277
DL	93	Andrew Ankrah		R-Sr.	6-4	248
	15	Ron'Dell Carter	-or-	R-So.	6-3	269
	46	David Ezeagwu		Sr.	6-2	234
LB	49	Brandon Hereford		Sr.	6-1	234
	52	Landan Word	-or-	So.	6-5	237
	3	Gus Little		R-So.	6-3	233
LB	9	Kyre Hawkins		R-Sr.	6-0	217
	52	Landan Word		So.	6-5	237
LB	11	Bryce Maginley	-or-	So.	6-2	230
	38	Mike Cobbs		R-So.	6-2	210
CB	26	Curtis Oliver	-or-	Jr.	5-11	190
	6	Jimmy Moreland		R-Jr.	5-11	172
	34	Justin Bethea		Sr.	5-10	180
CB	22	Rashad Robinson		Jr.	5-11	182
	35	Taurus Carroll	-or-	Fr.	6-0	169
	30	Wesley McCormick		Fr.	5-11	192
SS	44	Jordan Brown		R-Sr.	6-2	198
	24	D'Angelo Amos	-or-	R-Fr.	6-1	182
	32	MJ Hampton		Fr.	6-0	181
FS	5	Raven Greene		R-Sr.	6-0	190
	21	Adam Smith		So.	6-1	188

PRO-NUN-SEE-AY-SHUN GUIDE

1	Trai Sharp	TRAY
9	Kyre Hawkins	kye-REE
11	Bryce Maginley	MUH-ghin-LEE
19	Daniel Adu	UH-doo
27	Pat Kagel	KAY-gull
31	Percy Agyei-Obese	Ah-jhay Oh-buh-SAY
32	Keshaun Moore	KEE-shawn
35	Taurus Carroll	TOUR-us
37	Clayton Cheatham	CHEET-um
40	Diamonte Tucker-Dorsey	DEE-uh-mon-TAY
41	Brett Siegel	SEE-gull
43	Garrett Groulx	GROOL
46	David Ezeagwu	EH-zog-WOO
49	Brandon Hereford	HER-furd
54	Kelvin Azanama	AH-zuh-nom-uh
58	Gerren Butler	JERR-un
59	Daniel Caracciolo	cuh-ROTCH-EE-oh-loe
60	Jahee Jackson	JAH-hee
67	Zaire Bethea	ZYE-eer
74	Pika Leota	PEE-kuh LAY-oh-tuh
74	Simeyon Robinson	si-MEE-yon
77	Liam Fornadel	FOR-nah-dull
83	Kyndel Dean	Kin-DULL
91	Semaj Sorhaindo	SEH-moj sore-han-doe
94	Cornell Urquhart	URK-hart
95	Adeeb Atariwa	UH-deeb UH-tah-wuh
97	John Daka	DOCK-uh
99	Isaac Ukwu	OOK-woo

JMU CAREER RECORD WATCH

BRYAN SCHOR

Passing Touchdowns	57 (1st)	All-Time Leader
Passing Yards	6,113 (2nd)	370 off 1st
Completions	480 (2nd)	8 off 1st
Total Offense	7,222 (4th)	28 off 3rd, 71 off 2nd
Pass Attempts	690 (5th)	16 off 4th, 39 off 3rd
Rushing Touchdowns	20	3 off t-10th, 4 off 10th

ISHMAEL HYMAN

Receiving Touchdowns	10	3 off t-9th, 4 off t-6th
----------------------	----	--------------------------

JONATHAN KLOOSTERMAN

Receiving Touchdowns	9	4 off t-9th, 5 off t-6th
----------------------	---	--------------------------

JOHN MILLER

Punt Return Yards	489 (t-7th)	1 off 7th, 82 off 6th
-------------------	-------------	-----------------------

TYLER GRAY

Field Goals	23 (t-6th)	1 off 6th, 7 off t-5th
Scoring	191 (9th)	3 off t-8th, 4 off 8th

ANDREW ANKRAH

Sacks	25.0 (t-5th)	0.5 off t-4th, 1.0 off 4th
-------	--------------	----------------------------

RAVEN GREENE

Interceptions	12 (t-3rd)	1 off t-1st, 2 off 1st
Interception Yards	163 (6th)	13 off 4th, 39 off 2nd

JORDAN BROWN

Interception Yards	168 (5th)	6 off 4th, 34 off 3rd
Interceptions	10 (t-8th)	1 off t-5th, 2 off t-3rd

RASHAD ROBINSON

Interception Yards	173 (4th)	29 off 2nd, 57 off 1st
Interceptions	8	2 off t-8th, 3 off t-5th

JIMMY MORELAND

Interception Yards	146 (t-9th)	1 off 9th, 10 off 8th
Interceptions	9	1 off t-8th, 2 off t-5th

WIN-STREAK TIDBITS

- Program-record three straight CAA titles
- CAA-record and NCAA DI-best 23 straight wins
- CAA-record 18 straight conference wins
- 14 straight wins at Bridgeforth Stadium
- Program-record 10 straight road wins
- 24 straight wins over FCS competition
- 19 straight regular-season wins
- 28th winning season
- 10+ wins in consecutive years for first time

ANOTHER YEAR, ANOTHER CAA TITLE

- The Dukes went unbeaten in the CAA once again this year to claim the CAA championship.
- It's the program's third straight conference title, marking the first time in school history that JMU has won the title three years in a row. Prior to last season, JMU had never won back-to-back league crowns.
- JMU has now won a conference title seven times (1975, 1999, 2004, 2008, 2015, 2016, 2017).
- The Dukes won their second straight outright championship and the third in program history.
- JMU is also the first CAA team to go 8-0 three times, passing New Hampshire's two. Teams have gone 8-0 in CAA play nine times.

SCHOR, AMOS GRAB WEEKLY AWARDS

- Two Dukes were awarded CAA Player of the Week accolades on Nov. 20, as Bryan Schor was Offensive Player of the Week and D'Angelo Amos was Special Teams Player of the Week.
- The two accounted for all four of JMU's touchdowns in the win at Elon. Schor tied his career high with three rushing touchdowns, and Amos blocked a punt, scooped it up and ran it in to cap off JMU's scoring.
- It was Schor's fifth career weekly award and his first of 2017, while Amos won an honor for the first time as a collegian.
- JMU finished the regular season with eight weekly honors.

DUKES TROUNCE ELON TO GO 11-0

- Bryan Schor rushed for three touchdowns and D'Angelo Amos blocked a punt for a touchdown to lead JMU to a 31-3 triumph at Elon on Nov. 18 to cap the regular season.
- JMU completed its first unbeaten and untied regular-season, moving to 11-0 on the year and capturing the outright CAA title with an 8-0 record.
- Schor had 290 yards of offense, with 214 through the air and 76 on the ground, leading all players.
- Trai Sharp rushed for 68 yards, as the Dukes

ran for a190 as a team. John Miller reeled in a career-high seven catches for 59 yards, and Terrence Alls had five grabs for 73 yards.

- Kyre Hawkins led the defense with 11 tackles, and Cornell Urquhart had a career-high nine.
- The Dukes held a team scoreless in the first half for the fifth time in 2017, the fourth of which occurred in CAA play.

IT WAS A SCHOR THING AT ELON

- In JMU's 31-3 win at Elon, Bryan Schor tied his career high of three rushing scores and had a game-high 76 rushing yards to lead the attack.
- He combined for 290 yards of offensive, going 22-of-29 for 214 yards.
- Schor moved into second place on a pair of JMU career categories, including passing yards (6,113) and completions (480). He's the second JMU quarterback to surpass 6,000 career passing yards.

SHARP TD LIFTS JMU PAST RICHMOND

- Trai Sharp accumulated 54 of his 60 rushing yards on JMU's final drive, and he capped it off with a seven-yard touchdown with 44 seconds left to lift JMU to a 20-13 win over Richmond on Nov. 11.
- The win kept JMU's win streak alive, at 22 straight, and clinched a share of the CAA championship.
- Bryan Schor threw for 229 yards on 18-of-32 passing. He moved into third all-time in career completions (458) and needs just 14 more passing yards to claim second all-time at JMU.
- David Eldridge had 81 receiving yards while Ishmael Hyman contributed 70 receiving yards.
- Raven Greene tied his career high with 11 tackles, and Rashad Robinson had eight stops.
- Jordan Brown tallied his team-leading sixth interception of the year, which leads all CAA players.
- JMU limited UR to only 20 rushing yards and 324 total yards, which is nearly 150 yards lower than its season average. The Spiders also had averaged 33.3 points per game, scoring just 13.

DUKES "SHARP" ON FINAL DRIVE

- Richmond knotted the game at 13-13 with 4:04 remaining but the Dukes put together a 71-yard drive to capture the win.
- Trai Sharp led the way by carrying the ball seven times for 54 yards, setting the Dukes up for the go-ahead score.
- After a third-down conversion by Bryan Schor, Sharp capped off the 10-play drive with a seven-yard TD with only 44 seconds remaining.
- After the game, Sharp tweeted, "This one is for you Dad! I love you!"

INSIDE THE POLLS

STATS FCS Top-25

Final Regular-Season Poll - Nov. 19, 2017

STATS

No.	Team	Record	Points
1	James Madison (153)	11-0	3825
2	Jacksonville State	10-1	3591
3	Central Arkansas	10-1	3456
4	North Dakota State	10-1	3359
5	Sam Houston State	10-1	3186
6	South Dakota State	9-2	3110
7	North Carolina A&T	11-0	2706
8	Wofford	9-2	2684
9	Western Illinois	8-4	2443
10	Stony Brook	10-2	2287
11	Weber State	10-2	2218
12	Southern Utah	9-2	2046
13	Grambling State	10-1	1843
14	Samford	8-4	1781
15	Elon	8-4	1719
16	South Dakota	8-4	1332
17	Eastern Washington	7-4	1316
18	Kennesaw State	11-1	1223
19	McNeese	9-2	1203
20	Northern Iowa	8-4	931
21	New Hampshire	8-4	656
22	Furman	8-4	613
23	Illinois State	6-5	416
24	Yale	9-1	364
25	Northern Arizona	7-5	354

Receiving Votes: Austin Peay (290), Nicholls (221), Monmouth (157), Delaware (80), Richmond (71), Sacramento State (69), Columbia (48), Montana (32), Western Carolina (26), Central Connecticut State (21), San Diego (18), Youngstown State (13), North Carolina Central (8), Southern (4), Howard (2), Colgate (2), Bethune-Cookman (1).

FCS Coaches' Poll

Final Regular-Season Poll - Nov. 20, 2017



No.	Team	Record	Points
1	James Madison (26)	11-0	650
2	Jacksonville State	10-1	612
3	Central Arkansas	10-1	588
4	North Dakota State	10-1	547
5	Sam Houston State	10-1	538
6	South Dakota State	9-2	537
7	North Carolina A&T	11-0	481
8	Weber State	10-2	438
9	Wofford	9-2	430
10	Western Illinois	8-4	410
11	Stony Brook	10-2	364
12	Grambling State	10-1	357
13	Southern Utah	9-2	326
14	Samford	8-4	317
15	McNeese	9-2	252
16	Kennesaw State	11-1	224
17	Elon	8-4	209
18	South Dakota	8-4	201
19	Eastern Washington	7-4	189
20	New Hampshire	8-4	142
21	Northern Iowa	8-4	138
22	Nicholls	8-4	115
23	Monmouth	9-3	65
24	Yale	9-1	58
25	Furman	8-4	57

Receiving Votes: Northern Arizona (51), Austin Peay (49), Richmond (38), Illinois State (34), Delaware (12), San Diego (11), Central Connecticut State (10), Sacramento State (6), Montana (2), Southeastern Louisiana (1), Western Carolina (1).

BEST START EVER... OBVIOUSLY

- JMU improved to 11-0 on Nov. 18, extending its best start to a season in the 46-year history of the program.
- The Dukes began 2015 with a 7-0 record. Historically, JMU does have one unbeaten season, going 9-0-1 in 1975. The Dukes opened that year with a tie before reeling off nine straight wins.
- JMU outscores opponents by an average of 35.9 to 9.0, which ranks second in the FCS in win margin (+26.9). JMU paces the nation in scoring defense while ranking 10th in scoring offense.
- JMU has not allowed any team to score more than 14 points and has held nine of 10 FCS foes to under 300 yards.

DEFENSE LEADING THE FCS

- JMU's defense has risen to the occasion week in and week out since the start of the season and has quickly turned into one of the tops in FCS.
- The Dukes lead the FCS in three categories, including scoring defense (9.0), total defense (228.2) and pass efficiency defense (79.8 rating).
- They rank in the top 10 in 13 total defensive areas, as they also rank second in both passing defense (145.6) and sacks (3.91), third in interceptions (19), fourth in both first-down defense (155) and red-zone defense (62.5%) and fifth in takeaways (27).
- Other top-10 areas include sixth in defensive touchdowns (4), seventh in rushing defense (82.5), ninth in turnover margin (1.00) and 10th in third-down defense (29.9%).
- Jordan Brown is second nationally with six interceptions, while Rashad Robinson and Jimmy Moreland are right behind with five and four picks, respectively.
- Moreland, Andrew Ankrah and Darrious Carter all lead the team in fumble recoveries (2).

ROAD WARRIORS MAKE IT TEN

- JMU set a program record on Oct. 21 at William & Mary with its eighth straight true road win.
- After extending it to nine on Nov. 4 at Rhode Island, the Dukes made it double digits with its triumph at Elon on Nov. 18.
- The Dukes have won 10 straight in true road games dating back to Sept. 24, 2016. That includes nine straight CAA road wins during the stretch.

HONORING THE SENIORS

- On Nov. 11, JMU honored its 23 seniors prior to kick off versus Richmond. It was the 50th game of the senior class.
- Since the beginning of the 2014 season, JMU has gone 43-8 (.843), which includes a stellar 28-4 mark (.875) during CAA play.
- This class is the first in JMU history to make four straight FCS playoff appearances and the first ever claim at least nine overall wins and six league wins in every season.
- JMU captured the CAA title, marking the first time the Dukes have won three conference titles in a row.

UNANIMOUSLY VOTED #1 AGAIN

- Since the preseason, the defending champions have been ranked No. 1 by both the coaches and the media.
- JMU collected all 153 first-place votes in the final STATS FCS Top 25 while garnering all 26 first-place votes in the FCS Coaches Poll.
- The Dukes finished the regular season bringing in all votes in six weeks of the coaches poll and in three weeks of media poll.

SCHOR RISING ON CAREER CHARTS

- Back in October, Bryan Schor broke the career record for passing touchdowns, and he ranks in the top 5 on five of JMU's career lists.
- Schor has thrown a JMU-record 57 passing TDs.
- He also ranks second in both passing yards (6,113) and completions (480), fourth in total offense (7,222) and fifth in pass attempts (690).
- Schor needs just eight completions 370 passing yards to become JMU's all-time leader in each of those categories.

ROBINSON TAKES HOME DEF. AWARD

- Rashad Robinson was named CAA Defensive Player of the Week on Oct. 30, marking the third time this year a JMU player has won the league's top defensive award.
- In JMU's win over UNH, Robinson recorded his league-leading fifth interception 82 yards for a touchdown, which helped seal JMU's shutout victory.
- That return was the third-longest pick-six in school history.

DUKES ROLL IN SECOND HALF AT URI

- Leading 7-3 at the break, JMU shut down any chance of an upset, reeling off 31 straight points and dominating all three phases in the second half for a 38-3 win at Rhode Island on Nov. 4.
- JMU gave up only 18 yards and -13 rushing yards in the second half.
- Bryan Schor was 14-of-17 for 150 yards and four touchdowns while Percy Agyei-Obese rushed for 95 yards.
- JMU forced two turnovers and created seven sacks, as it ranks fourth nationally with 4.00 sacks per game (36).

HEREFORD COMES UP BIG AT RHODY

- Brandon Hereford, playing in just his fifth game this season, tallied nine tackles, 1.5 sacks to lead JMU's defensive dominance at Rhode Island.
- The 1.5 sacks was a career high. He also recovered a key fumble early in the third quarter, leading to a JMU score on the next play.
- Hereford nearly corralled his second career interception, as he was credited with a pass breakup.
- This season, he averages 6.4 tackles per game while garnering 2.5 sacks, an interception and a fumble recovery.

SPREADING THE LOVE

- Bryan Schor recorded four touchdown passes in JMU's rout of Rhode Island and found four different receivers in the process.
- Terrence Alls, who led the game with five catches for 73 yards, scored on a 20-yard touchdown on a third-and-long.
- David Eldridge had three grabs for 41 yards and a score, while both Jonathan Kloosterman and Ishmael Hyman had TDs on their only reception.

BLANKING UNH ON HOMECOMING

- Bryan Schor threw two touchdown passes to set the all-time program record and JMU shut out No. 17 New Hampshire 21-0 on Homecoming.
- JMU limited UNH to only 193 yards, marking the fourth time this season the Dukes have allowed less than 200 yards. No FCS team has gained 300 during the 2017 season.
- Rashad Robinson picked off a pass and returned it 82 yards for the third-longest pick-six in school history.
- JMU has now won three straight versus New Hampshire, which is the longest win streak for the Dukes in the series.

SERIES HISTORY VS. STONY BROOK

Overall: JMU leads 2-1
Current Streak: JMU W2
JMU Home Games: 1-1
Last: Oct. 3, 2015 (JMU 38, SBU 20)
JMU Away Games: 1-0
Last: Nov. 8, 2014 (JMU 27, SBU 24)
Most JMU Points: 38 on Nov. 16, 2013
On Road: 27 on Nov. 8, 2014
Most Opp. Points: 41 on Nov. 16, 2013
JMU Win Margin: 18 on Oct. 3, 2015
Opponent Win Margin: 3 on Nov. 16, 2013

Date	Game	W/L	Score
11/16/13	STONY BROOK	L	38-41
11/8/14	at Stony Brook	W	27-24
10/3/15	STONY BROOK	W	38-20

2017 AWARDS

NATIONAL FINALISTS

MIKE HOUSTON - EDDIE ROBINSON AWARD
BRYAN SCHOR - WALTER PAYTON AWARD
ANDREW ANKRAH - BUCK BUCHANAN AWARD

CAA MAJOR AWARDS

ANDREW ANKRAH - DEFENSIVE PLAYER OF THE YEAR
JOHN MILLER - SPECIAL TEAMS PLAYER OF THE YEAR
BRYAN SCHOR - CHUCK BOON LEADERSHIP AWARD

FIRST TEAM ALL-CAA

AARON STINNIE (OL)
JOHN MILLER (PR)
ANDREW ANKRAH (DL)
SIMEYON ROBINSON (DL)
KYRE HAWKINS (LB)
RASHAD ROBINSON (CB)
JIMMY MORELAND (CB)
RAVEN GREENE (S)

SECOND TEAM ALL-CAA

BRYAN SCHOR (QB)
JAHAE JACKSON (OL)
JORDAN BROWN (S)
HARRY O'KELLY (P)

THIRD TEAM ALL-CAA

TRAI SHARP (RB)
TERRENCE ALLS (WR)
DARRIOUS CARTER (DL)
BRANDON HEREFORD (LB)

CAA WEEKLY HONORS

KYRE HAWKINS - DEFENSIVE (9/4, 10/16)
CARDON JOHNSON - OFFENSIVE (9/4)
EZRAH ARCHIE - ROOKIE (9/25)
TRAI SHARP - OFFENSIVE (10/2)
RASHAD ROBINSON - DEFENSIVE (10/30)
BRYAN SCHOR - OFFENSIVE (11/20)
D'ANGELO AMOS - SPECIAL TEAMS (11/20)

FIRST SHUTOUT IN TWO YEARS

- JMU's 21-0 win over New Hampshire marked the first time in just over two years JMU blanked an opponent.
- The Dukes beat Elon on the road, 51-0, back on Oct. 27, 2015, which was the largest road win margin in school history.
- It was the 27th time in program history JMU has held a team scoreless.
- It was JMU's fourth shutout against a CAA school. In addition to Elon in 2015, JMU also blanked Hofstra (56-0) in 2008 and Villanova (17-0) on the road in 2006.

SCHOR BREAKS PASSING TD RECORD

- On Oct. 28, Bryan Schor threw two touchdowns in the New Hampshire win, and he set JMU's all-time passing touchdown record in the process.
- He entered the game tied with Vad Lee and Justin Rascati with 51 passing touchdowns.
- Early in the second quarter, Schor found Ishmael Hyman on a 13-yard pass for the record-setting 52nd touchdown pass.
- He also added a second TD to Clayton Cheatham, upping his record total to 53.

DEFENSE EQUALS OFFENSE AT W&M

- Six takeaways and 33 points off turnovers led JMU to a dominant 46-14 win at William & Mary on Oct. 21 in Williamsburg.
- It was JMU's largest win ever versus W&M in the 40-game history of the series.
- Bryan Schor tied the program record with his 51st touchdown pass.
- JMU forced a season-best six turnovers, including four interceptions and a pick-six.
- Jordan Brown had a career-high two interceptions and the defense accounted for six sacks for the second straight week.
- The Dukes led by as many as 43 in the game.

SIX TAKEAWAYS, RESULTING IN 33 PTS

- Four interceptions and two fumble recoveries turned into 33 of JMU's 46 points in the rout at William & Mary.
- JMU's defense also didn't allow the Tribe to pass midfield the entire first half and held them scoreless through three quarters.
- Jordan Brown (2 INT), Rashad Robinson (1 INT) and Jimmy Moreland (1 INT, pick-six) each led the CAA with four interceptions this season.
- Eight different players accounted for the team's six sacks, as JMU has matched the 2016 sacks total - 24.0.

DUKES SET FIELD GOAL RECORD

- Amidst the defensive dominance, JMU set a program record on special teams, as Tyler Gray and Ethan Ratke combined for four field goals.
- Each kicker hit two field goals on four tries, as Ratke's two attempts were the first of his career.
- Gray hit a game-high 42 yarder, while Ratke drilled a career-long 39 yarder.

HAWKINS EARNS 2ND CAA HONOR

- Following a standout performance in JMU's 30-8 win over Villanova, Kyre Hawkins was named CAA Football Defensive Player of the Week for the second time on Oct. 16.
- Hawkins turned in a game-high 10 tackles, as well as 3.0 tackles for loss in the win. He also matched his career highs with 2.0 sacks and two pass breakups.
- JMU limited the Wildcats to just 174 yards of offense and 30 passing yards. 'Nova only passed midfield one time in the game, coming on their lone scoring drive.

DEFENSE POWERS JMU PAST 'NOVA

- JMU held No. 11 Villanova scoreless for three quarters and used a 14-0 run late in the game to pull out a 30-8 win on Oct. 14.
- The Dukes held 'Nova to just 174 yards, including 30 passing. They also had three takeaways, including Brandon Hereford's pick-six late in the fourth.
- Kyre Hawkins had 10 tackles, including 3.0 for loss and 2.0 sacks, while Andrew Ankrah had 2.5 tackles for loss and 1.5 sacks.
- Bryan Schor threw for 271 yards and two touchdowns, as he became the fifth JMU quarterback to surpass 5,000 career yards.

- Terrence Alls tied a career high with seven catches, leading the game with 83 yards.

GAMEDAY A HUGE SUCCESS AGAIN

- For the second time in three seasons, ESPN's College GameDay made its way to the Quad, broadcasting its iconic pregame show.
- After drawing 12,000 fans in its initial broadcast from JMU in 2015, JMU Nation topped that on Oct. 14, with an estimated 14,000 fans converging on the Quad.
- In turn, that led to the second-largest crowd in Bridgeforth Stadium history, as 25,993 were in attendance for JMU's 30-8 win over Villanova.
- That trailed the 26,069 who watched JMU's matchup with Richmond on Oct. 24, 2015, after College GameDay's first broadcast at JMU.

GRAY MATCHES INDY KICKING MARK

- In last week's win over Villanova, kicker Tyler Gray tied an all-time JMU record, with three made field goals.
- He converted from 22, 36 and 17 yards out to set his career high.
- It was the 15th time a JMU kicker made three field goals in a game.

SHARP GARNERS CAA WEEKLY HONOR

- Trai Sharp had a career afternoon in JMU's win at Delaware to earn CAA Offensive Player of the Week on Oct. 2.
- Sharp rushed for a career-high 185 yards and a touchdown, helping JMU extend its win streak.
- He averaged 5.1 yards per carry against a UD team which had only allowed 62.0 rush yards per game entering that week.
- Adding in his 13 receiving yards, Sharp tallied a career-best 198 all-purpose yards.

DUKES GRIND OUT WIN AT UDEL

- Behind a career-high 185 rushing yards from Trai Sharp, JMU used stout defense to down Delaware, 20-10, on Sept. 30 in Newark.
- The Dukes rallied from deficits twice in the first half, as Andrew Ankrah's 23-yard fumble recovery for a TD put JMU up for good (14-10).
- Tyler Gray hit a pair of second-half field goals, including a career-long 48 yarder in the fourth.
- JMU limited UD to 229 yards of offense and blanked the host Hens for the final 42:07.

WINS IN NEWARK TOUGH TO COME BY

- JMU earned just its fifth win at Delaware on Sept. 30, improving to 5-8 in the series on the road all-time.
- It marked the second time the Dukes have only won back-to-back road games (2015, 2017) joining the double OT win in the 1991 playoffs and a 20-point triumph in 1994.

NO DOUBT FOR DEFENSE VS. HENS

- JMU's defense held Delaware scoreless in the second half and for the final 42:07.
- The defense gave up just 79 yards of offense and only four first downs over the final two quarters. That also included three straight three-and-outs.
- It was the fourth straight game JMU held its opponent to less than 300 total yards.

DUKES POWER PAST MAINE

- JMU briefly trailed by four points, but a 21-0 run in the second half proved to be the difference in JMU's 28-10 victory against Maine in front of a sold-out crowd of 25,330 on Sept. 23.
- Bryan Schor passed for 281 yards and four touchdowns, coming to within three passing scores of the all-time JMU record of 51, held by

JMU POSTSEASON HISTORY

Overall: 12-11
Current Streak: JMU W4
JMU Home Games: 5-4
Last: Dec. 9, 2016 (JMU 65, SHSU 7)
JMU Away Games: 6-7
Last: Dec. 16, 2016 (JMU 27, NDSU 17)
JMU Neutral Games: 2-0
Last: Jan. 7, 2017 (JMU 28, YSU 14)
Most JMU Points: 65 on Dec. 9, 2016
On Road: 42 on Nov. 30, 1991
Most Opp. Points: 44 on Dec. 5, 2015
JMU Win Margin: 58 on Dec. 9, 2016
Opponent Win Margin: 29 on Nov. 28, 1987

Date	Game	W/L	Score
11/28/87	at Marshall	L	12-41
11/30/91	at Delaware	W	42-35 2OT
12/7/91	SAMFORD	L	21-24
11/26/94	TROY	W	45-26
12/3/94	at Marshall	L	21-28 OT
11/25/95	at App State	L	24-31
11/27/99	at Troy	L	7-27
11/27/04	at Lehigh	W	14-13
12/4/04	at Furman	W	14-13
12/10/04	at William & Mary	W	48-34
12/17/04	vs. Montana	W	31-21
11/25/06	at Youngstown	L	31-35
11/24/07	at App State	L	27-28
11/29/08	WOFFORD	W	38-35
12/6/08	VILLANOVA	W	31-27
12/12/08	MONTANA	L	27-35
11/26/11	at E. Kentucky	W	20-17
12/3/11	at N. Dakota St.	L	14-26
11/29/14	LIBERTY	L	21-26
12/5/15	COLGATE	L	38-44
12/3/16	NEW HAMPSHIRE	W	55-22
12/9/16	SAM HOUSTON	W	65-7
12/16/16	N. DAKOTA ST.	W	27-17
1/7/17	vs. Youngstown	W	28-14

both Vad Lee and Justin Rascati.

- Ezrah Archie made an impact in his second career game, making eight catches for 90 yards and a touchdown.
- Marcus Marshall turned in his first 100-yard performance at JMU, rushing for 135 yards and averaging 7.1 per carry. In the fourth alone, he rushed for 84 yards on just four touches.
- JMU's defense limited Maine to 299 yards of offense and only 137 rushing yards. It made three interceptions in the win.

MARSHALL OVER THE CENTURY MARK

- For the first time as a Duke, Marcus Marshall used a big fourth quarter against Maine to go over 100 yards for the first time as a Duke.
- Marshall rushed four times for 84 yards in the fourth quarter to finish with 135 yards, averaging 7.1 yards per carry.

ARCHIE NABS ROOKIE OF THE WEEK

- Making his second appearance and earning his first career start, Ezrah Archie had a breakout game to earn CAA Rookie of the Week honors.
- He led all players with eight catches for 90 yards and a touchdown in JMU's 28-10 win over UM.
- He made a career-long, 31-yard catch in the first quarter and his performance was capped off by a three-yard touchdown catch to seal the win.

JMU TROUNCES NORFOLK STATE

- JMU improved to 3-0 with a 75-14 victory against Norfolk State on Sept. 16.
- The Dukes gained 728 yards, just one shy of the program record, which included 472 rushing.
- Trai Sharp had 175 total yards and two

touchdowns, which included 130 on the ground. Playing in his first game, Percy Agyei-Obese ran for 102 yards and a score in the fourth quarter alone.

- It was the third-highest point total by any FCS team this season, as JMU turned its best total offense margin in school history, out-gaining NSU by 631 yards (728-91).
- Eight different players found the end zone in what was the program's third game over 70 points since the start of the 2016 season.

3-0 START DOESN'T COME OFTEN

- JMU improved to 3-0 to start a season with the NSU win, but that feat has not come often.
- It was only the fifth time JMU has started 3-0, due in large to playing a FBS school each season.
- JMU last won its first three in 2015 when it reeled off a program-record seven straight wins to start the season.

RUN DUKES! RUN!

- The run game was impactful in week three against Norfolk State, as the Dukes piled on 472 rushing yards, averaging 7.3 per carry.
- The Dukes had six different players score rushing touchdowns in the win.
- Trai Sharp, who played just over a quarter, rushed nine times for 130 yards (14.4) and a touchdown while also tallying 45 receiving yards and a score.
- In the fourth quarter, Percy Agyei-Obese ran for his entire 103 yards, scoring his first career TD.
- Three other Dukes ran for over 50 yards in Marcus Marshall (64, 2 TD), Cardon Johnson (57) and Bryan Schor (54, TD).

ALMOST ECLIPSING OFFENSE RECORD

- The Dukes surpassed its all-time total offense record but then it didn't. Say what now?
- JMU had reached 730 yards of total offense late in the fourth quarter, beating the 729 it gained in 2015 at FBS-foe SMU.
- But that record quickly went away when the Dukes took a pair of kneel downs to end the game with 728 yards.
- However, having only given up 91 yards to NSU, the Dukes set a program record for total offense margin, at 637 yards.

SCHOR POWERS DUKES PAST ETSU

- Playing in their first home game in 274 days, Bryan Schor tied the program record for passing touchdowns in the Dukes' 52-10 win over ETSU on Sept. 9.
- Schor passed for 304 yards and five touchdowns, marking the third time he's reached five touchdown tosses and the fifth time a JMU quarterback has done so.
- Ishmael Hyman and Riley Stapleton both turned in their first career two-touchdown games.
- JMU out-gained ETSU 426-175, which included holding the Bucs to just 57 rushing yards (1.8).

SCHOR TIES PROGRAM RECORD...AGAIN

- He had done it twice before. On Sept. 9, Bryan Schor connected with his receivers for five touchdown passes, tying the program record.
- On the day, Schor completed 76 percent of his passes, going 25-of-33 for 304 yards.
- Schor found Ishmael Hyman twice in the first quarter, and later had touchdown tosses to Riley Stapleton in the middle quarters for his first career scores.
- He wrapped up his outing with a touchdown to U.Va. transfer David Eldridge in the fourth to complete his five-TD day.

RILEY'S BIG DAY

- Entering the ETSU game, redshirt sophomore Riley Stapleton had never caught a pass. He changed that in a big way.
- Stapleton led JMU with eight receptions, finishing with 64 yards and two touchdowns.
- His first career touchdown came with 6:06 remaining in the first half on a three-yard pass to cap a 16-play drive.
- The latter touchdown catch occurred with just over six minutes to go in the third on a four-yard grab, which put JMU up 42-7 at the time.

DUKES THRASH FBS ECU TO OPEN 2017

- Cardon Johnson rushed for a career-high 265 yards and two touchdowns, and JMU beat ECU 34-14 in the season opener on Sept. 2.
- Johnson's rushing total was the second most in JMU single-game history, falling just 11 yards shy of Vad Lee's 2015 record (276 at SMU).
- It was JMU's sixth-ever win against a FBS opponent, as the Dukes improved to 2-0 against the American Athletic Conference, joining the 48-45 win over SMU two seasons ago.
- JMU out-gained ECU 614-362, which included a dominant rushing performance (410-70).
- Kyre Hawkins led the defensive attack with 13 tackles, while Jimmy Moreland had a career-high 11. JMU produced three interceptions, two of which came by Rashad Robinson.

JOHNSON, KYRE EARN CAA AWARDS

- Following the FBS win at ECU, both Cardon Johnson and Kyre Hawkins were honored by the CAA for the first time in their careers.
- Johnson was named CAA Offensive Player of the Week, while Hawkins was tabbed CAA Defensive Player of the Week.
- Johnson rushed for 265 yards and two touchdowns on just 17 carries (15.6 avg), which included scoring runs of 85 and 80 yards. His output was 100 yards better than his previous career high, set back in 2015.
- Hawkins led the defense with 13 tackles, which was the second-most tackles of his career. He also recorded a tackle-for-loss, as the Dukes built a lead as big as 27 points in the fourth.

DUKES TAKE ANOTHER FBS WIN

- For the second time in three years, JMU defeated a FBS team, improving to 2-0 against the American Athletic Conference in the process.
- The Dukes improved to 6-20 all-time in these games and have now won three of their past seven outings against the subdivision.
- Prior to Saturday's 34-14 win at ECU, JMU downed SMU 48-45 back on Sept. 26, 2015.
- The Dukes also have a pair of wins against the Atlantic Coast Conference, taking a 21-17 win at Virginia in 1982 and claiming a historic 21-16 triumph at Virginia Tech in 2010.
- JMU also produced back-to-back wins at Navy with a 24-20 win in 1989 and a 16-7 win in 1990.

ROBINSON PICKS OFF TWO AT ECU

- JMU forced four turnovers in the season opener, including three interceptions.
- Rashad Robinson led the Dukes with a career-best two interceptions. The first came in the end zone and the latter late in the fourth quarter.

LONG RUSHES POWER JMU AT ECU

- The Dukes established the run early, allowing them to never trail in the 34-14 win at ECU.
- The Dukes racked up 410 yards on 42 carries, averaging 9.8 yards per rush.
- Cardon Johnson reeled off a career-best 265 yards, which included TD runs of 85 and 80.

- Late in the fourth, Marcus Marshall, who ran for 88 yards on 10 touches, capped his day with a 70-yard touchdown scamper. Bryan Schor also had 48 yards and a score.

.500 OR BETTER 15 STRAIGHT YEARS

- JMU's success from year to year has come to be expected, as the Dukes recorded a .500 record or better for a league-best 15th consecutive season in 2017.
- JMU also produced its 13th winning season during the timeframe.
- The Dukes have now had a winning record in 28 of 46 seasons and tallied nine wins for the third straight year in 2016 - a first for the program.

PICKED TO WIN THE CAA

- Winners of two straight Colonial Athletic Association championships, JMU will seek its third in a row in 2017 and is the overwhelming favorite to do so.
- JMU received 21 of 24 first-place votes from the league's head coaches and SIDs.
- The Dukes captured their second national championship after going 14-1 overall, winning their final 12 games to finish the year with the longest active win streak in all of Division I.
- JMU completed the CAA gauntlet with a perfect 8-0 record to win the league crown for the second straight year before earning the No. 4 seed for the FCS playoffs.
- Should the Dukes win the league this season, it would mark the first time in program history they claimed three straight CAA titles.

PRESEASON ALL-AMERICA FOR FOUR

- Four JMU players were named Preseason All-Americans ahead of the 2017 season.
- They were Aaron Stinnie, Raven Greene, Andrew Ankrah and Jonathan Kloosterman.
- Stinnie was a First Team Preseason All-American from both STATS and HERO Sports, while Greene was a STATS Third Team selection and HERO Sports First Team honoree.
- Ankrah was a STATS Second Team pick, while Kloosterman earned a STATS Third Team spot.

TOP OF THE PRESEASON POLLS

- Fresh off its second national championship, JMU enters the 2017 season as the team to beat, holding the No. 1 spot in both major Football Championship Subdivision polls.
- It is the second time in program history the Dukes start a year ranked first, joining the 2005 season, which was also the year following JMU's first title.
- JMU received 134 of 163 first-place votes in the STATS FCS Top 25 while garnering 20 of 26 first-place votes in the FCS Coaches Poll.
- Following the Dukes in both polls are teams they beat in the 2016 FCS playoffs. North Dakota State comes in at No. 2, while Sam Houston State stands at No. 3.
- JMU was one of five CAA teams to be ranked in at least one poll to open the year, being joined by Richmond (#7/7), Villanova (#10/9), New Hampshire (#13/16) and Albany (#24/RV).

SIX DUKES VOTED PRESEASON ALL-CAA

- In addition to Bryan Schor being named Preseason Player of the Year, he was one of six players to be voted Preseason All-CAA.
- That number led all schools for most selections.
- Joining Schor were tight end Jonathan Kloosterman, offensive lineman Aaron Stinnie, defensive lineman Andrew Ankrah, safety Raven Greene and special teams player Robert Carter Jr.

- This is the first season the league has added a special teams player, which features long snappers, holders and gunners on kickoff coverage.

RECORDS SHATTERED IN 2016

- JMU set several CAA records last season, due in large part to JMU's high-powered offense.
- The Dukes set conference marks for scoring (700), rushing offense (4,125), total offense (7,612) and first downs (380).
- Nationally, JMU led the FCS in winning percentage (93.3%), completion percentage (70.8%), team pass efficiency (181.69), first downs (380), defensive interceptions (21) and punt return average (26.65).
- It also ranked second in scoring (46.7), fourth in third down conversions (50%), fifth in both rushing (275.0) and turnovers gained (30), sixth in fumbles lost (4), eighth in turnover margin (1.13) and 10th in turnovers lost (13).
- The Dukes tallied 18 100-yard rushing performances, including a team-best 11 by All-American Khalid Abdullah.

RECAPPING JMU'S TITLE RUN

- JMU was able to put all the pieces together in all three phases en route to winning the 2016 NCAA Division I title.
- The Dukes earned wins against No. 22 New Hampshire, No. 5 Sam Houston State, No. 1 North Dakota State and No. 13 Youngstown State.
- In the second-round win vs. UNH, Bryan Schor passed for a career-high 371 yards and five touchdowns, tying the passing touchdown record, in a 55-22 triumph.
- Rashard Davis also connected with Brandon Ravenel on a touchdown pass for a JMU single-game record six total touchdown passes.
- In the quarters, JMU dominated SHSU 65-7, marking the second-largest margin of victory in FCS playoffs history.
- JMU gained over 600 yards of offense, including 356 rushing yards. Khalid Abdullah ran for 141 and three scores.
- JMU outscored top-seeded NDSU 10-0 in the fourth quarter to upend the five-time defending national champions 27-17.
- Khalid Abdullah rushed for 180 yards and finished with a career-high 231 all-purpose yards. Tyler Gray kicked a 45-yard field goal with

11:46 to go and Bryan Schor found John Miller on a 25-yard touchdown late in the fourth.

- JMU surged out to a 21-0 lead in the first half and limited YSU to only 21 rushing yards to win the national championship 28-14.
- Khalid Abdullah was named Most Outstanding Performer with 101 yards and two scores, as the Dukes became the eighth FCS team to win multiple national titles.
- They are also the first to achieve the feat in the Colonial Athletic Association.

BACK-TO-BACK CAA CHAMPS

- JMU secured its second straight CAA championship last season, going 8-0 in league play for just the second time.
- It was the second outright championship, with the previous coming in 2008.
- It was also the first time ever the Dukes won the league back-to-back.
- It was JMU's second 8-0 record and just the eighth perfect record in CAA history.
- It was just the fourth time since 1985 that a CAA team finished atop the league standings in consecutive season and the first since Massachusetts in 2006 and 2007.
- JMU has won 10 games in a season four times, with 2016 being the second time it reached double-digit victories before the playoffs.
- Mike Houston became the second head coach in JMU history to capture a CAA title in his first season, joining Mickey Matthews (1999).

NCAA GRANTS RAVEN A FIFTH YEAR

- Mike Houston announced prior to the 2016 regular-season finale that Raven Greene was granted a medical waiver for a fifth season of eligibility for the 2017 season.
- He was a First Team All-CAA safety and later earned All-America honors.
- His sophomore season was cut short in 2014 after suffering a season-ending injury at Albany, just four games in.
- In his return back in 2015, he was a Second Team All-CAA member.

#NFLDUKES

- Six former James Madison stars are currently affiliated with franchises in the National Football League.
- Four of five players on active rosters have previous experience in the NFL.

- The group of Dukes consists of left outside linebacker Arthur Moats (Steelers), offensive linemen Josh Wells (Jaguars), offensive lineman Earl Watford (Cardinals), tight end Daniel Brown (Bears), long snapper Derek Hart (Packers) and wide receiver Rashard Davis (Eagles).
- Moats is the veteran of the group, entering his eighth season in the NFL and his fourth in Pittsburgh.
- Watford was released by Jacksonville before being picked up by Arizona, and Davis rejoined Philadelphia on the practice squad.
- Just before Green Bay's week nine game, Hart was picked up after spending the preseason with the Packers, and he saw his first pro action in the Monday Night game versus Detroit.
- Coaching in the NFL is John DeFilippo, who serves as the quarterbacks coach with the Philadelphia Eagles.

JMU VERSUS RANKED TEAMS

- Since 1985, the Dukes have played 141 games against ranked opponents and hold a 61-79-1 record in those contests.
- JMU's most notable win wasn't against a FCS foe, but that to FBS power Virginia Tech. On Sept. 11, 2010, Madison stunned then-No. 13 Virginia Tech 21-16 in Blacksburg.
- The Dukes have captured 27 victories against top-10 teams and three against a No. 1 team.
- JMU picked up its first win over a top-ranked team on Sept. 26, 1992 -- a 52-49 win at Youngstown State. Fourteen years later, on Oct. 14, 2006, JMU downed New Hampshire on the road, 42-23. More recently, the Dukes claimed a 35-32 triumph versus Appalachian State at home on Sept. 20, 2008.
- This season, JMU is 3-0 against top-25 opponents with a 30-8 win over No. 11 Villanova, a 21-0 shutout against No. 17 New Hampshire on Homecoming and a 31-3 blowout at No. 11 Elon in the regular-season finale.





NATIONAL RANKINGS



	<u>TEAM</u>	
Scoring Defense *		
JMU	9.0	1st
Total Defense *		
JMU	228.2	1st
Team Pass Efficiency Defense *		
JMU	79.8	1st
Passing Defense *		
JMU	145.6	2nd
Sacks *		
JMU	3.91	2nd
Completion Percentage *		
JMU	68.3%	2nd
Passes Intercepted *		
JMU	19	3rd
First Downs Defense *		
JMU	155	4th
Red Zone Defense *		
JMU	62.5%	4th
Turnovers Gained *		
JMU	27	5th
Defensive Touchdowns *		
JMU	4	6th
Rushing Defense		
JMU	82.5	7th
Turnover Margin *		
JMU	1.00	9th
Scoring Offense *		
JMU	35.9	10th
Third-Down Defense		
JMU	29.9%	10th
Blocked Punts *		
JMU	2	10th
Punt Return Defense *		
JMU	3.9	10th
Fumbles Lost *		
JMU	5	11th
Team Pass Efficiency		
JMU	152.48	13th
Net Punting		
JMU	38.33	14th
Third-Down Conversions *		
JMU	43.4%	17th
First Downs Offense *		
JMU	248	18th
Rushing Offense *		
JMU	211.4	19th
Punt Return Average *		
JMU	11.1	19th
Fourth-Down Conversions *		
JMU	60%	21st
Kick Return Average		
JMU	22.14	23rd
Total Offense		
JMU	429.8	24th

* - leads the CAA

INDIVIDUAL

Bryan Schor		
Completion Percentage *	68.6%	3rd
Passing Efficiency	153.2	14th
Point Responsibility	14.7	17th
Passing Touchdowns	21	22nd
Yards Per Pass Attempt	8.06	22nd
John Miller		
Punt Return Touchdowns *	1	3rd
Punt Return Average *	11.7	8th
D'Angelo Amos		
Punt Return Touchdowns *	1	3rd
Jordan Brown		
Interceptions *	6	2nd
Rashad Robinson		
Interceptions	5	7th
Jimmy Moreland		
Passes Defended	1.3	19th
Interceptions	4	22nd
Fumble Recoveries	2	26th
Andrew Ankrah		
Fumble Recoveries	2	26th
Darrious Carter		
Fumble Recoveries	2	26th

* - leads the CAA

2017 GAME SUMMARIES

Game 1: #1 JMU 34, ECU 14

	1	2	3	4	Score
#1 JMU	7	0	14	13	34
ECU	0	0	7	7	14

Sept. 2, 2017 | Dowdy-Ficklen Stadium | Greenville, N.C. | Attendance: 40,169

SCORING SUMMARY

1st	05:11	JMU	Schor 4 yd run (Gray kick)	
			9 plays, 82 yards, TOP 3:31	7-0
3rd	14:41	JMU	C. Johnson 85 yd run (Gray kick)	
			1 play, 85 yards, TOP 0:19	14-0
	10:11	ECU	Pinnix 6 yd run (Verity kick)	
			2 plays, 25 yards, TOP 0:46	14-7
	00:06	JMU	Carlton 17 yd pass from Schor (Gray kick)	
			10 plays, 64 yards, TOP 4:48	21-7
4th	11:36	JMU	C. Johnson 80 yd run (Gray kick failed)	
			1 play, 80 yards, TOP 0:12	27-7
	02:34	JMU	Marshall 70 yd run (Ratke kick)	
			3 plays, 81 yards, TOP 1:56	34-7
	00:23	ECU	Scott 1 yd run (Verity kick)	
			10 plays, 72 yards, TOP 2:11	34-14

FCS No. 1 JMU Runs Past FBS ECU 34-14

GREENVILLE, N.C. - Redshirt senior running back Cardon Johnson rushed for 265 yards and two scores as FCS No. 1 James Madison stormed past FBS ECU 34-14 on Saturday night at Bagwell Field at Dowdy-Ficklen Stadium.

JMU increased the longest winning streak in all of Division I football to 13 games while improving to 2-0 all-time against American Conference teams (48-45 at SMU in 2015). The Dukes also snapped a 25-game winning streak for ECU against FCS opponents.

QUICK SUMMARY

- JMU rushed for 422 yards, its second most on the road in program history, as part of a 614-yard offensive performance
- The Dukes led 7-0 at the half thanks to a rushing score from senior quarterback Bryan Schor
- Johnson rushed 85 yards on the first offensive play of the second half to make it 14-0
- ECU responded with a short drive after an interception to make it 14-7, but JMU responded with three scores in succession to move ahead 34-7 before the Pirates struck one last time in the final minute
- Bryan Schor was 15-for-22 passing for 192 yards along with 48 yards on the ground with one score each

HAVE A DAY CARDON JOHNSON

- Johnson's 265 yards were a career high and the second most in JMU history
- He hit paydirt on runs of 85 and 80 yards
- Both of JMU's top rushing performances have come against AAC opponents as Vad Lee's program record came at SMU in 2015 (276)
- Johnson became the first opposing running back to eclipse 200 yards against ECU in 76 games
- Johnson's 85-yard burst was the fourth-longest run in JMU history

DEFENSE ON THE RISE

- JMU limited ECU to 372 total yards and 14 points
- The 20-point margin of victory was JMU's largest ever against a FBS opponent
- In JMU's last five games (four ranked foes in FCS playoffs and FBS ECU), the Dukes have allowed 74 total points (14.8/game) with 28 of those points with the victory clearly in hand
- JMU had three interceptions and a fumble recovery on defense
- Kyre Hawkins led the defense with 13 tackles while Jimmy Moreland added 11
- The defense limited ECU to 80 yards rushing
- ECU was shut out at the half for the first time since trailing Southern Miss 14-0 in 2007

MORE NOTES

- JMU improved to 25-20-1 all-time in season openers and won its season opener for the third straight season
- The Dukes played a game as the No. 1 team in the national polls for the first time since a loss to Montana in the 2008 NCAA playoffs
- JMU posted the second win of the year nationwide by a FCS team over a FBS team



Quickie Statistics (Final)

#1 James Madison vs ECU (Sep 02, 2017 at Greenville, N.C.)

JMU**JMU**

	JMU	ECU
Score	34	14
FIRST DOWNS	23	28
RUSHES-YARDS (NET)	42-410	30-70
PASSING YDS (NET)	204	292
Passes Att-Comp-Int	24-17-1	53-28-3
TOTAL OFFENSE PLAYS-YARDS	66-614	83-362
Fumble Returns-Yards	0-0	0-0
Punt Returns-Yards	1-11	1-1
Kickoff Returns-Yards	1-14	6-132
Interception Returns-Yards	3-11	1-33
Punts (Number-Avg)	4-43.0	4-49.2
Fumbles-Lost	2-1	1-1
Penalties-Yards	14-172	8-61
Possession Time	29:57	30:03
Third-Down Conversions	5 of 11	6 of 16
Fourth-Down Conversions	0 of 1	2 of 5
Red-Zone Scores-Chances	2-3	2-5

James Madison

Rushing	No.	Gain	Loss	Net	TD	Lg	Avg
Cardon Johnson	17	265	0	265	2	85	15.6
Marcus Marshall	10	94	6	88	1	70	8.8
Bryan Schor	10	57	9	48	1	11	4.8
Trai Sharp	4	11	0	11	0	4	2.8

Passing	C-A-I	Yds	TD	Long	Sack
Bryan Schor	17-24-1	204	1	27	1

Receiving	No.	Yards	TD	Long
John Miller	5	43	0	17
David Eldridge	3	51	0	26
Ishmael Hyman	3	49	0	27
Nick Carlton	3	38	1	17

Punting	No.	Yds	Avg	Long	In20	TB
Jeremiah McBride	4	172	43.0	46	2	0

Punt Returns	No.	Yards	TD	Long
John Miller	1	-1	0	0

Kick Returns	No.	Yards	TD	Long
Marcus Marshall	1	14	0	14

Tackles	UA-A	Total	Sacks	TFL
Kyre Hawkins	4-3	13	0.0	1.0
Jimmy Moreland	10-1	11	0.0	0.0
Darrius Carter	3-3	6	0.0	0.5
Dimitri Holloway	2-4	6	0.0	0.5

ECU

Rushing	No.	Gain	Loss	Net	TD	Lg	Avg
SCOTT, Derrell	12	47	2	45	1	11	3.8
PINNIX, Darius	3	10	3	7	1	6	2.3
SIRK, Thomas	4	7	0	7	0	3	1.8
HOWE, Hussein	4	8	1	7	0	4	1.8

Passing	C-A-I	Yds	TD	Long	Sack
SIRK, Thomas	21-35-2	210	0	19	0
MINSHAW, Grdnr	7-18-1	82	0	29	1

Receiving	No.	Yards	TD	Long
GRAYSON, Davon	7	86	0	29
FARRIER, Deondr	7	68	0	19
BROWN, Trevon	4	43	0	16
WILLIAMS, Jimmy	3	41	0	16

Punting	No.	Yds	Avg	Long	In20	TB
BARNES, Austin	4	197	49.2	58	2	1

Punt Returns	No.	Yards	TD	Long
IRVIN, Tim	1	1	0	1

Kick Returns	No.	Yards	TD	Long
LOVE, Chris	3	68	0	30
GRAYSON, Davon	2	49	0	29

Tackles	UA-A	Total	Sacks	TFL
WILLIAMS, Jrdn	6-8	14	0.0	0.0
IRVIN, Tim	5-3	8	0.0	0.5
TILLMAN, Ray	4-4	8	0.0	0.0
ANDERSON, Kiant	3-3	6	1.0	2.5

Qtr	Time	Scoring Play	V-H
1st	05:11	JMU - Bryan Schor 4 yd run (Tyler Gray kick), 9-82 3:31	7-0
3rd	14:41	JMU - Cardon Johnson 85 yd run (Tyler Gray kick), 1-85 0:19	14-0
	10:11	ECU - PINNIX, Darius 6 yd run (VERITY, Jake kick), 2-25 0:46	14-7
	00:06	JMU - Nick Carlton 17 yd pass from Bryan Schor (Tyler Gray kick), 10-64 4:48	21-7
4th	11:36	JMU - Cardon Johnson 80 yd run (Tyler Gray kick failed), 1-80 0:12	27-7
	02:34	JMU - Marcus Marshall 70 yd run (Ethan Ratke kick), 3-81 1:56	34-7
	00:23	ECU - SCOTT, Derrell 1 yd run (VERITY, Jake kick), 10-72 2:11	34-14

2017 GAME SUMMARIES

Game 2: #1 JMU 52, ETSU 10

	1	2	3	4	Score
ETSU	0	7	3	0	10
#1 JMU	21	7	17	7	52

Sept. 9, 2017 | Bridgeforth Stadium | Harrisonburg, Va. | Attendance: 24,722

SCORING SUMMARY

1st	12:24	JMU	Hyman 17 yd pass from Schor (Gray kick)	
			8 plays, 75 yards, TOP 2:36	7-0
	09:02	JMU	C. Johnson 5 yd run (Gray kick)	
			4 plays, 14 yards, TOP 1:10	14-0
	05:14	JMU	Hyman 6 yd pass from Schor (Gray kick)	
			5 plays, 37 yards, TOP 1:56	21-0
2nd	06:06	JMU	Stapleton 3 yd pass from Schor (Gray kick)	
			16 plays, 93 yards, TOP 5:33	28-0
	01:11	ETSU	Williams 33 yd interception return (Jerman kick)	
				28-7
3rd	13:18	JMU	Miller 41 yd punt return (Gray kick)	
				35-7
	06:12	JMU	Stapleton 4 yd pass from Schor (Gray kick)	
			5 plays, 21 yards, TOP 2:13	42-7
	03:36	ETSU	Jerman 23 yd field goal	
			6 plays, 68 yards, TOP 2:29	42-10
	00:20	JMU	Gray 32 yd field goal, TOP 3:10	
			9 plays, 63 yards, TOP 3:10	45-10
4th	06:05	JMU	Eldridge 10 yd pass from Schor (Gray kick)	
			11 plays, 76 yards, TOP 5:10	52-10

Schor, #1 JMU Rolls Past ETSU, 52-10, in Home Opener

HARRISONBURG, Va. – Senior quarterback Bryan Schor tied the program record with five touchdowns and top-ranked James Madison cruised to a 52-10 victory in its football home opener on Saturday night in front of 24,722 fans at Bridgeforth Stadium/Zane Showker Field.

The Dukes extended their nation-leading win streak to 14 straight games, improving to 2-0 on the young season, while the Buccaneers fell to 1-1.

QUICK SUMMARY

- Schor was 25-of-33 for 304 yards and five touchdowns, marking the third time in his career he tied the school passing TD record.
- JMU out-gained ETSU 426-175, which included 304-118 through the air. JMU's defense limited the Bucs to only 57 rushing yards in the win.
- Senior Ishmael Hyman and redshirt sophomore Riley Stapleton each hauled in two touchdown receptions – a career-high for both players. Junior David Eldridge caught a fourth-quarter touchdown for his first score since transferring from Virginia.
- Entering Saturday, Stapleton was yet to make a reception, but he finished with eight catches for 64 yards and his two scores. Hyman tied his career high with six receptions, finishing with 93 receiving yards. Eldridge also had 80 yards on a career-best six grabs.

SCHOR SURGING UP CAREER CHARTS

With tonight's performance, Schor moved up in three career statistical categories, including passing touchdowns, completions and attempts.

- 42 passing TD (tied for 3rd w/ Mike Cawley; passed Eriq Williams' 40)
- 330 completions (6th place; passed Eriq Williams' 326)
- 4,364 passing yards (7th place)
- 467 pass attempts (9th place; passed Michael Birdsong's 453)

DEFENSIVE DOMINANCE ONCE AGAIN

JMU's defense is proving week in and week out it is one of the premier units in FCS football. In the home-opening win, the Dukes held ETSU to just 175 total yards, which included 57 on the ground. JMU allowed just 1.8 yards per carry, and the Bucs were just 5-of-15 on third down.

The Dukes were in the backfield often, tallying 8.0 tackles for loss, two of which were sacks. Redshirt junior Darrious Carter had 2.5 tackles for loss, while Ron'Dell Carter added a pair of TFLs. Since the national title game last season, JMU has given up just 148 rushing yards to its foes.



JMU		Quickie Statistics (Final)		JMU	
		ETSU vs #1 James Madison (Sep 09, 2017 at Harrisonburg, Va.)			
				ETSU	JMU
				Score	10 52
				FIRST DOWNS	14 24
				RUSHES-YARDS (NET)	32-57 39-122
				PASSING YDS (NET)	118 304
				Passes Att-Comp-Int	27-12-1 33-25-1
				TOTAL OFFENSE PLAYS-YARDS	59-175 72-426
				Fumble Returns-Yards	0-0 0-0
				Punt Returns-Yards	0-0 3-98
				Kickoff Returns-Yards	6-89 2-53
				Interception Returns-Yards	1-33 1-2
				Punts (Number-Avg)	8-38.4 2-41.0
				Fumbles-Lost	2-0 0-0
				Penalties-Yards	4-32 9-100
				Possession Time	30:40 29:20
				Third-Down Conversions	5 of 15 10 of 15
				Fourth-Down Conversions	0 of 0 1 of 1
				Red-Zone Scores-Chances	1-1 7-7
				ETSU	James Madison
				Rushing	No. Gain Loss Net TD Lg Avg
				Blake Rodgers	7 21 0 21 0 8 3.0
				Austin Herink	8 31 17 14 0 11 1.8
				Jajuan Stinson	9 21 8 13 0 5 1.4
				Andrew Heyward	1 5 0 5 0 5 5.0
				Passing	C-A-I Yds TD Long Sack
				Austin Herink	12-27-1 118 0 38 2
				Receiving	No. Yards TD Long
				Vincent Lowe	3 20 0 10
				Hunter Wike	2 44 0 38
				Andrew Heyward	2 18 0 11
				Evan Wick	1 13 0 13
				Punting	No. Yds Avg Long In20 TB
				Marion Watson	5 184 36.8 47 2 0
				Landon Kunak	3 123 41.0 46 0 0
				Punt Returns	No. Yards TD Long
				John Miller	2 84 1 43
				Jimmy Moreland	1 14 0 14
				Kick Returns	No. Yards TD Long
				Quan Harrison	2 44 0 24
				D. Williams	2 34 0 20
				Tackles	UA-A Total Sacks TFL
				River Boruff	5-6 11 0.0 1.0
				Blake Bockrath	5-2 7 1.0 1.0
				Kaman Cooper	2-5 7 0.0 0.0
				Dylan Weigel	3-3 6 0.0 0.5
				Tackles	UA-A Total Sacks TFL
				Jordan Brown	4-2 6 1.0 1.0
				Kyre Hawkins	2-3 5 0.0 0.0
				Rashad Robinson	4-0 4 0.0 0.0
				Gus Little	3-1 4 0.0 0.0
				Qtr Time Scoring Play	V-H
				1st 12:24 JMU - Ishmael Hyman 17 yd pass from Bryan Schor (Tyler Gray kick), 8-75 2:36	0 - 7
				09:02 JMU - Cardon Johnson 5 yd run (Tyler Gray kick), 4-14 1:10	0 - 14
				05:14 JMU - Ishmael Hyman 6 yd pass from Bryan Schor (Tyler Gray kick), 5-37 1:56	0 - 21
				2nd 06:06 JMU - Riley Stapleton 3 yd pass from Bryan Schor (Tyler Gray kick), 16-93 5:33	0 - 28
				01:11 ETSU - D. Williams 33 yd interception return (J. Jerman kick)	7 - 28
				13:18 JMU - John Miller 41 yd punt return (Tyler Gray kick)	7 - 35
				3rd 06:12 JMU - Riley Stapleton 4 yd pass from Bryan Schor (Tyler Gray kick), 5-21 2:13	7 - 42
				03:36 ETSU - JJ Jerman 23 yd field goal, 6-68 2:29	10 - 42
				00:20 JMU - Tyler Gray 32 yd field goal, 9-63 3:10	10 - 45
				4th 06:05 JMU - David Eldridge 10 yd pass from Bryan Schor (Tyler Gray kick), 11-76 5:10	10 - 52

2017 GAME SUMMARIES

Game 3: #1 JMU 75, Norfolk State 14

	<u>1</u>	<u>2</u>	<u>3</u>	<u>4</u>	<u>Score</u>
Norfolk State	0	7	0	7	14
#1 JMU	9	35	17	14	75

Sept. 16, 2017 | Bridgeforth Stadium | Harrisonburg, Va. | Attendance: 23,118

SCORING SUMMARY

1st	06:08	JMU	Marshall 9 yd run (Gray kick)	
			7 plays, 66 yards, TOP 2:04	7-0
	03:01	JMU	Team safety (Maginley blocked punt)	
				9-0
2nd	13:41	JMU	Schor 8 yd run (Gray kick)	
			11 plays, 66 yards, TOP 4:15	16-0
	10:45	NSU	Quinerly 33 yd fumble recovery (Nardone kick)	
				16-7
	08:44	JMU	Miller 29 yd pass from Schor (Gray kick)	
			6 plays, 63 yards, TOP 1:56	23-7
	04:22	JMU	Sharp 2 yd run (Gray kick)	
			5 plays, 66 yards, TOP 1:19	30-7
	04:09	JMU	Woods 2 yd run (Gray kick)	
			1 play, 2 yards, TOP 0:03	37-7
	00:32	JMU	Sharp 17 yd pass from Schor (Gray kick)	
			10 plays, 48 yards, TOP 2:03	44-7
3rd	12:15	JMU	Marshall 1 yd run (Gray kick)	
			5 plays, 60 yards, TOP 1:42	51-7
	06:26	JMU	Gray 36 yd field goal	
			10 plays, 45 yards, TOP 2:56	54-7
	00:07	JMU	Cheatham 47 yd pass from Johnson (Gray kick)	
			1 play, 47 yards, TOP 0:07	61-7
4th	09:24	JMU	Etheridge 1 yd run (Ratke kick)	
			10 plays, 62 yards, TOP 4:06	68-7
	09:11	NSU	Taylor 100 yd kickoff reutn (Nardone kick)	
				68-14
	05:12	JMU	Agvei-Obese 5 yd run (Ratke kick)	
			9 plays, 65 yards, TOP 3:59	75-14

Dukes Rush Past Norfolk State, 75-14

HARRISONBURG, Va. – Top-ranked James Madison bulldozed its way to over 400 rushing yards and seven touchdowns on the ground en route to a dominant 75-14 victory against Norfolk State in its football non-conference finale on Saturday at Bridgeforth Stadium/Zane Showker Field.

The Dukes (3-0) amassed 472 rushing yards, averaging 7.3 yards per carry. They were led by junior running back Trai Sharp who ran for 130 yards and a touchdown on just nine touches (14.4 ypc) and freshman Percy Agvei-Obose, who finished with 103 yards and a score in his first career game. Three other Dukes ran for over 50 yards in junior Marcus Marshall (64 yards, 2 TD), redshirt senior Cardon Johnson (57 yards) and senior Bryan Schor (54 yards, TD).

QUICK HITS

- JMU gained 728 yards of total offense, which was just one yard shy of the program-record 729 yards gained back on Sept. 26, 2015 at SMU.
- The Dukes limited the Spartans to only 91 yards of offense, marking the largest margin of total offense difference between two teams in JMU's 46-year history.
- The team had six different players score rushing touchdowns, led by Marshall's two.
- The Dukes scored 35 points in the second quarter, tying the program mark for most points in a single quarter.
- Schor passed for 149 yards and two touchdowns, while Cole Johnson had 99 passing yards and a touchdown.
- Two freshmen Dukes scored first career touchdowns in tight end Clayton Cheatham (rec. TD) and Agyei-Obese (rush TD).
- Dukes had a pair of points in special teams when Bryce Maginley blocked a punt in the end zone, resulting in a safety.

DEFENSE CONTINUES PROMINENCE

The Dukes' defense had another sterling afternoon, holding Norfolk State to just 91 total yards of offense, 28 of which came in the final quarter, and without an offensive touchdown. JMU surrendered just 1.9 yards per play and only allowed the Spartans to cross midfield on three offensive drives.

3-0 START FOR THE DUKES

- Fifth time in school history JMU starts a season 3-0
- First time since 2015 when the Dukes began 7-0 - program best start to a year
- Win extended JMU's D1-leading win streak to 15 straight games, which is just two shy of Richmond's CAA-record 17 straight (2008-09)



Quickie Statistics (Final)

JMU Norfolk State vs #1 James Madison (Sep 16, 2017 at Harrisonburg, Va.)

	NSU	JMU
Score	14	75
FIRST DOWNS	6	39
RUSHES-YARDS (NET)	30-43	65-472
PASSING YDS (NET)	48	256
Passes Att-Comp-Int	17-7-1	27-20-1
TOTAL OFFENSE PLAYS-YARDS	47-91	92-728
Fumble Returns-Yards	1-33	0-0
Punt Returns-Yards	0-0	9-115
Kickoff Returns-Yards	8-207	2-33
Interception Returns-Yards	1-11	1-0
Punts (Number-Avg)	11-38.9	1-38.0
Fumbles-Lost	0-0	2-1
Penalties-Yards	7-47	10-85
Possession Time	27:48	32:12
Third-Down Conversions	2 of 13	8 of 15
Fourth-Down Conversions	0 of 0	1 of 1
Red-Zone Scores-Chances	0-0	9-10

Norfolk State							James Madison								
Rushing							Rushing								
	No.	Gain	Loss	Net	TD	Lg	Avg		No.	Gain	Loss	Net	TD	Lg	Avg
MCCALL,Shedrick	6	16	6	10	0	7	2.7	Trai Sharp	9	130	0	130	1	46	14.4
CARTER,Juwan	3	14	3	11	0	11	3.7	Phery Agyei-Obese	16	103	0	103	1	15	6.4
MARGE,Alonzo	4	5	2	3	0	9	0.8	Devin Marshall	12	12	0	12	0	17	1.0
TAYLOR,Marcus	2	8	0	8	0	6	4.0	Cardon Johnson	10	57	0	57	0	22	5.7
Passing							Passing								
	C-A-I	Yds	TD	Long	Sack				C-A-I	Yds	TD	Long	Sack		
CARTER,Juwan	11	9-0	1	0	0	0		Byron Schor	12	16-1	14	2	29	0	
HARRINGTON,Tripp	5	8-1	37	0	17	2			7	10-0	99	1	47	0	

Receiving	No.	Yards	TD	Long	Receiving	No.	Yards	TD	Long
TAYLOR, Marcus	2	28	0	17	Trai Sharp	3	45	1	20
WINSTEAD, Isaiah	2	6	0	6	David Eldridge	3	19	0	9
AWANNA, Chuma	1	9	0	9	Ezrah Archie	3	18	0	9
WAHEE, George	1	5	0	5	John Miller	2	33	1	29

Punting	No.	Yds	Avg	Long	In20	TB	Punting	No.	Yds	Avg	Long	In20	TB
GOETTIE,Taylor	10	428	42.8	49	1	0	Harry O'Kelly	1	38	38.0	38	0	1
TEAM	1	0	0.0	0	0	0							

<u>Punt Returns</u>	<u>No.</u>	<u>Yards</u>	<u>TD</u>	<u>Long</u>
D'Angelo Amos	4	79	0	27
John Miller	3	24	0	21

Kick Returns	No.	Yards	TD	Long
TAYLOR,Marcus	7	199	1	100
BISHOP,Larry	1	8	0	8

Kick Returns	No.	Yards	TD	Long
John Miller	1	12	0	12
Marcus Marshall	1	21	0	21

Tackles	UA-A	Total	Sacks	TFL	Tackles	UA-A	Total	Sacks	TFL
CHUNG, Quintrell	6-5	11	0.0	0.0	Landan Word	3-1	4	0.0	0.0
QUINERLY, Nhyre ¹	8-2	10	0.0	0.0	Ron'Dell Carter	2-2	4	0.0	0.0

Qtr	Time	Scoring Play	V-H
1st	06:08	JMU - Marcus Marshall 9 yd run (Tyler Gray kick), 7-66 2:04	0 - 7
	03:01	JMU - Team safety	0 - 0
	13:41	JMU - Bryan Schor 8 yd run (Tyler Gray kick), 11-66 4:15	0 - 16
	15:10	NSU - QUINLEY, Nhyire 33 yd fumble recovery (NARDONE,Josh kick)	7 - 16
	08:44	JMU - John Miller 29 yd pass from Bryan Schor (Tyler Gray kick), 6-63 1:56	7 - 23
2nd	04:22	JMU - Trai Sharp 2 yd run (Tyler Gray kick), 5-66 1:19	7 - 30
	04:09	JMU - Taylor Woods 2 yd run (Tyler Gray kick), 1-2 0:30	7 - 37
	00:32	JMU - Trai Sharp 17 yd pass from Bryan Schor (Tyler Gray kick), 10-48 2:03	7 - 44
	12:15	JMU - Marcus Marshall 1 yd run (Tyler Gray kick), 5-60 1:42	7 - 51
	06:26	JMU - Tyler Gray 36 yd field goal, 10-45 5:26	7 - 54
3rd	00:07	JMU - Clavton Cheatham 47 yd pass from Cole Johnson (Tyler Gray kick), 1-47 0:07	7 - 61
	09:24	JMU - Ethan Etheridge 1 yd run (Ethan Ratke kick), 10-62 4:06	7 - 68
	09:11	NSU - TAYLOR, Marcus 100 yd kickoff return (NARDONE,Josh kick)	14 - 68
	05:12	JMU - Percy Ageyi-Obese 5 yd run (Ethan Ratke kick), 9-65 3:59	14 - 75
	00:00		

2017 GAME SUMMARIES

Game 4: #1 JMU 28, Maine 10

	1	2	3	4	Score
Maine	0	7	3	0	10
#1 JMU	0	7	7	14	28

Sept. 23, 2017 | Bridgeforth Stadium | Harrisonburg, Va. | Attendance: 25,330

SCORING SUMMARY

2nd	08:28	JMU	Kloosterman 11 yd pass from Schor (Gray kick)	
			11 plays, 89 yards, TOP 4:38	7-0
	03:23	Maine	Briggs 40 yd field goal	
			10 plays, 33 yards, TOP 3:23	7-3
3rd	13:12	Maine	Mack 60 yd run (Briggs kick)	
			5 plays, 73 yards, TOP 1:48	7-10
	09:12	JMU	Eldridge 22 yd pass from Schor (Gray kick)	
			3 plays, 40 yards, TOP 0:46	14-10
4th	12:07	JMU	Woods 9 yd pass from Schor (Gray kick)	
			6 plays, 48 yards, TOP 2:14	21-10
	06:29	JMU	Archie 3 yd pass from Schor (Gray kick)	
			9 plays, 86 yards, Top 4:06	28-10

No. 1 Dukes Rally Past Maine 28-10 in CAA Opener

HARRISONBURG, Va. – Senior quarterback Bryan Schor threw four touchdown passes, and top-ranked James Madison outscored Maine 21-0 over the final 24 minutes to rally for a 28-10 Colonial Athletic Association Football victory on Saturday afternoon at Bridgeforth Stadium/Zane Showker Field.

The win came in front of a sold out crowd of 25,330, which was the third-highest attendance in stadium history.

The Dukes improved to 4-0 overall and 1-0 in CAA play while the Black Bears dropped to 1-2 and 0-2. JMU's Division-I leading win streak remained intact as it extended to 16 consecutive games. That mark is just one shy of Richmond's 17-game streak (2008-09).

QUICK HITS

- Bryan Schor passed for 281 yards and four touchdowns and is now three passing scores shy of the JMU all-time record (51 - Vad Lee & Justin Rascatti).
- Ezrah Archie, playing in his second career game, had eight receptions for 90 yards – both career highs. His final catch, a three-yard touchdown, capped his performance.
- Marcus Marshall had a strong second half, finishing with 135 rushing yards and averaging 7.1 yards per carry. It was his first career 100-yard game at JMU.
- JMU had seven players catch at least one pass, including touchdown grabs by Archie, David Eldridge, Jonathan Kloosterman and Taylor Woods.
- JMU out-gained Maine 472-299, holding the league's second-best rushing offense to only 137 rushing yards.
- Curtis Oliver led all players with a career-high 12 tackles, and Kyre Hawkins made two sacks with a pair of pass breakups. JMU's defense tallied 4 total sacks and 7 tackles for loss. The Dukes produced three interceptions, two of which came in the second half by Rashad Robinson and Jimmy Moreland.

WHEN THE GAME TURNED

- After Maine took a 10-7 lead early in the third quarter on a 60-yard Josh Mack run, JMU answered four minutes later with a 22-yard touchdown pass from Schor to Eldridge to make it 14-10.
- Maine's next three possessions consisted of 17 total yards, two three-and-outs and an interception by Robinson.
- On the ensuing drive, JMU went 48 yards, capped off by a Schor touchdown to a wide-open Woods for his first career receiving touchdown.
- After another three-and-out, JMU put the game away with an 86-yard drive, which included a 22-yard rush by Marshall, a 26-yard pass to Riley Stapleton and a three-yard passing score to Archie.

ARCHIE HAS CAREER DAY

Ezrah Archie stepped into the starting in just his second career game Saturday, and he made an immediate impact. The rookie corralled eight receptions for 90 yards, leading all players in both categories. His day was highlighted by his first career touchdown, coming on a three-yard grab in the fourth quarter.

MARSHALL SURPASSES CENTURY MARK FOR FIRST TIME AT JMU

Marcus Marshall eclipsed the 100-yard rushing mark for the first time since transferring to JMU from Georgia Tech last spring. He ran for 135 yards on 19 carries, with a 7.1 yards per carry average. His day was capped off with a 49-yard run late in the fourth to put the Dukes in scoring position. In the final stanza, Marshall went off, going for 84 yards on just four carries (21.0 ypc).



Quickie Statistics (Final)

Maine vs #1 James Madison (Sep 23, 2017 at Harrisonburg, Va.)



	MAINE	JMU
Score	10	28
FIRST DOWNS	15	25
RUSHES-YARDS (NET)	36-137	43-191
PASSING YDS (NET)	162	281
Passes Att-Comp-Int	41-20-3	31-21-1
TOTAL OFFENSE PLAYS-YARDS	77-299	74-472
Fumble Returns-Yards	0-0	0-0
Punt Returns-Yards	1-12	5-7
Kickoff Returns-Yards	2-52	0-0
Interception Returns-Yards	1-0	3-24
Punts (Number-Avg)	9-42.8	7-40.0
Fumbles-Lost	0-0	2-1
Penalties-Yards	5-55	5-65
Possession Time	28:31	31:29
Third-Down Conversions	8 of 21	5 of 13
Fourth-Down Conversions	0 of 0	0 of 1
Red-Zone Scores-Chances	0-0	3-4

Maine

Rushing	No.	Gain	Loss	Net	TD	Lg	Avg
Josh Mack	24	150	6	144	1	60	6.0
Darian Davis-Ray	5	19	0	19	0	7	3.8
Joe Fitzpatrick	1	6	0	6	0	6	6.0
TEAM	1	0	0	0	0	0.0	

Passing	C-A-I	Yds	TD	Long	Sack
Chris Ferguson	20-41-3	162	0	21	4

Receiving	No.	Yds	TD	Long
Jaleel Reed	4	29	0	11
Earnest Edwards	3	25	0	13
Drew Belcher	3	20	0	9
Josh Mack	3	20	0	15

Punting	No.	Yds	Avg	Long	In20	TB
Derek Deoul	9	385	42.8	55	3	1

Punt Returns	No.	Yards	TD	Long
Earnest Edwards	1	12	0	12

Kick Returns	No.	Yards	TD	Long
Earnest Edwards	2	52	0	27

Tackles	UA-A	Total	Sacks	TFL
Taji Lowe	6-4	10	0.0	0.0
Jaron Grayer	4-5	9	0.0	0.0
Jason Matovu	6-2	8	0.0	1.0
Sterling Sheffield	4-4	8	2.5	2.5

James Madison

Rushing	No.	Gain	Loss	Net	TD	Lg	Avg
Marcus Marshall	19	137	2	135	0	49	7.1
Taylor Woods	7	29	0	29	0	8	4.1
Trail Sharp	8	26	1	25	0	13	3.1
Bryan Schor	9	22	20	2	0	9	0.2

Passing	C-A-I	Yds	TD	Long	Sack
Bryan Schor	21-31-1	281	4	31	3

Receiving	No.	Yards	TD	Long
Ezrah Archie	8	90	1	31
Riley Stapleton	4	63	0	26
David Eldridge	3	67	1	26
Ishmael Hyman	2	25	0	13

Punting	No.	Yds	Avg	Long	In20	TB
Harry O'Kelly	5	207	41.4	63	3	0
Jeremiah McBride	2	73	36.5	43	1	0

Punt Returns	No.	Yards	TD	Long
D'Angelo Amos	5	7	0	3

Kick Returns	No.	Yards	TD	Long

Tackles	UA-A	Total	Sacks	TFL
Curtis Oliver	6-6	12	0.0	0.0
Cornell Urquhart	3-5	8	0.0	1.0
Raven Greene	1-6	7	0.0	0.0
Kyre Hawkins	4-2	6	2.0	2.0

Qtr	Time	Scoring Play	V-H
2nd	08:28	JMU - Jonathan Kloosterman 11 yd pass from Bryan Schor (Tyler Gray kick), 11-89 4:38	0 - 7
	00:14	MAINE - Brandon Briggs 40 yd field goal, 10-33 3:23	3 - 7
3rd	13:12	MAINE - Josh Mack 60 yd run (Brandon Briggs kick), 5-73 1:48	10 - 7
	09:12	JMU - David Eldridge 22 yd pass from Bryan Schor (Tyler Gray kick), 3-40 0:46	10 - 14
4th	12:07	JMU - Taylor Woods 9 yd pass from Bryan Schor (Tyler Gray kick), 6-48 2:14	10 - 21
	06:29	JMU - Ezrah Archie 3 yd pass from Bryan Schor (Tyler Gray kick), 9-86 4:06	10 - 28

2017 GAME SUMMARIES

Game 5: #1 JMU 20, Delaware 10

	1	2	3	4	Score
#1 JMU	7	10	0	3	20
Delaware	3	7	0	0	10

Sept. 30, 2017 | Delaware Stadium | Newark, Del. | Attendance: 16,372

SCORING SUMMARY

1st	09:05	UD	Raggo 55 yd field goal	
			4 plays, 3 yards, TOP 1:53	0-3
	06:57	JMU	Sharp 6 yd run (Gray kick)	
			5 plays, 75 yards, TOP 2:08	7-3
2nd	12:07	UD	Jarmon 15 yd pass from Walker (Raggo kick)	
			12 plays, 56 yards, TOP 6:05	7-10
	06:53	JMU	Ankrah 23 yd fumble recovery (Gray kick)	
				14-10
	00:01	JMU	Gray 39 yd field goal	
			12 plays, 71 yards, TOP 3:45	17-10
4th	02:50	JMU	Gray 48 yd field goal	
			7 plays, 24 yards, TOP 3:21	20-10

#1 Dukes Tie CAA Win-Streak Record with 20-10 Win at UD

NEWARK, Del. – Junior running back Trai Sharp rushed for a career-high 185 yards and top-ranked James Madison forced three turnovers to grind out a 20-10 Colonial Athletic Association football victory at Delaware on Saturday at Delaware Stadium.

The Dukes increased the nation's longest win streak to 17 games, which tied the all-time CAA record - set by Richmond in 2008-09. That is also tied for the 13th-longest win streak in FCS history.

JMU improved to 5-0 on the year and 2-0 in CAA play, while the Blue Hens fell to 2-2 and 0-1.

QUICK HITS

- Sharp ran for 185 yards on 36 carries, tallying a 5.1 yards per carry average. His long of 59 set up his six-yard touchdown carry in the first quarter.
- Redshirt senior Andrew Ankrah recorded his first career touchdown on a 23-yard fumble recovery in the second quarter. He finished with five tackles, including two for loss, and a sack.
- Playing in his first game this season, senior linebacker Brandon Herford recorded a team-high 11 tackles and a sack.
- JMU's defense held Delaware to just 229 yards of offense and blanked the host Hens for the final 42:07.
- Redshirt senior Raven Greene collected his third takeaway of the season with his second interception of the season in the second quarter. He also forced a fumble early in the second half when UD was driving in JMU territory.
- Junior kicker Tyler Gray sealed the win with a career-long, 48-yard field goal with 2:50 remaining.

WHERE THE GAME TURNED

- Trailing 10-7 after having just punted to Delaware, Andrew Ankrah picked up a fumble on a backwards pass and ran it 23 yards for his first career touchdown, giving the Dukes a 14-10 lead with 6:53 to go in the first half.
- On the ensuing drive, Raven Greene picked off UD quarterback Joe Walker with 3:46 to go in the second, resulting in three points off a Tyler Gray field goal in the closing seconds.
- That fueled JMU's defense into the second half, where it did not give up any points to the host Blue Hens.

THE DAGGER

- After forcing UD into a three-and-out with just under seven minutes to go, Trai Sharp rushed for 23 yards on five consecutive plays to set up a Tyler Gray field goal.
- Gray drilled a career-long, 48 yarder from the left hash to put the Dukes up 10, at 20-10 with only 2:50 to play.



TRAI HAS A DAY

Trai Sharp carried the load on offense, tallying 36 of the Dukes' 54 rushes on the day, as he finished with 185 yards. He began his career performance by ripping off a massive 59-yard rush to put the dukes inside the 10. On the very next play, he pounded it in the end zone from six yards out to give JMU a 7-3 lead. It was Sharp's second 100-yard rushing performance of the year and the fourth of his career.

NO DOUBT ON DEFENSE

In the second half, JMU's defense gave up just 79 yards of total offense while holding the Hens scoreless. JMU gave up just four first downs the entire half, along with three straight three-and-outs. This was the fourth consecutive game JMU has held its opponent to under 300 total yards of offense.



Quickie Statistics (Final)

#1 James Madison vs Delaware (Sep 30, 2017 at Newark, Del.)

											JMU DELAWARE				
Score											20	10			
FIRST DOWNS											18	11			
RUSHES-YARDS (NET)											54-254	37-140			
PASSING YDS (NET)											93	89			
Passes Att-Comp-Int											19-10-1	18-7-1			
TOTAL OFFENSE PLAYS-YARDS											73-347	55-229			
Fumble Returns-Yards											1-23	0-0			
Punt Returns-Yards											1-0	0-0			
Kickoff Returns-Yards											1-20	3-50			
Interception Returns-Yards											1-5	1-0			
Punts (Number-Avg)											4-43.5	5-41.4			
Fumbles-Lost											2-1	2-2			
Penalties-Yards											10-89	7-63			
Possession Time											33:58	26:02			
Third-Down Conversions											7 of 17	7 of 14			
Fourth-Down Conversions											1 of 2	0 of 1			
Red-Zone Scores-Chances											1-2	1-1			

James Madison

Rushing	No.	Gain	Loss	Net	TD	Lg	Avg
Trai Sharp	36	191	6	185	1	59	5.1
Bryan Schor	9	47	8	39	0	12	4.3
Marcus Marshall	8	23	2	21	0	7	2.6
Harry O'Kelly	1	9	0	9	0	9	9.0

Passing

C-A-I	Yds	TD	Long	Sack
10-19-1	93	0	27	2

Receiving

No.	Yards	TD	Long
3	25	0	11
3	13	0	7
2	51	0	27
1	6	0	6

Punting

No.	Yds	Avg	Long	In20	TB
4	174	43.5	53	2	1

Punt Returns

No.	Yards	TD	Long
1	0	0	0

Kick Returns

No.	Yards	TD	Long
1	20	0	20

Tackles

UA-A	Total	Sacks	TFL
7-4	11	1.0	1.0
4-5	9	0.0	0.0
4-2	6	0.0	0.0
3-2	5	1.0	2.0

Delaware

Rushing	No.	Gain	Loss	Net	TD	Lg	Avg
Kani Kane	13	83	2	81	0	37	6.2
Joe Walker	13	57	11	46	0	18	3.5
Thom. Jefferson	4	16	5	11	0	7	2.8
Kareem Williams	5	10	0	10	0	3	2.0

Passing

C-A-I	Yds	TD	Long	Sack
5-11-1	47	1	15	2
2-7-0	42	0	30	1

Receiving

No.	Yards	TD	Long
3	28	0	11
2	45	1	30
1	12	0	12
1	4	0	4

Punting

No.	Yds	Avg	Long	In20	TB
5	207	41.4	52	0	1

Punt Returns

No.	Yards	TD	Long
3	50	0	29

Kick Returns

No.	Yards	TD	Long
3	50	0	29

Tackles

UA-A	Total	Sacks	TFL
4-8	12	0.0	0.5
3-9	12	0.0	0.0
3-7	10	1.0	1.0
2-7	9	0.0	0.5

Qtr	Time	Scoring Play	V-H
1st	09:05	DELAWARE - Frank Raggo 55 yd field goal, 4-3 1:53	0-3
	06:57	JMU - Trai Sharp 6 yd run (Tyler Gray kick), 5-75 2:08	7-3
	12:07	DELAWARE - Jamie Jarmon 15 yd pass from Joe Walker (Frank Raggo kick), 12-56 6:05	7-10
2nd	06:53	JMU - Andrew Ankrah 23 yd fumble recovery (Tyler Gray kick)	14-10
	00:01	JMU - Tyler Gray 39 yd field goal, 12-71 3:45	17-10
4th	02:50	JMU - Tyler Gray 48 yd field goal, 7-24 3:21	20-10

2017 GAME SUMMARIES

Game 6: #1 JMU 30, #11 Villanova 8

	1	2	3	4	Score
#11 Villanova	0	0	0	8	8
#1 JMU	3	10	3	14	30

Oct. 14, 2017 | Bridgeforth Stadium | Harrisonburg, Va. | Attendance: 25,993

SCORING SUMMARY

1st	08:46	JMU	Gray 22 yd field goal	
			7 plays, 37 yards, TOP 2:31	3-0
2nd	08:40	JMU	Gray 36 yd field goal	
			7 plays, 37 yards, TOP 2:45	6-0
	03:03	JMU	Cheatham 23 yd pass from Schor (Gray kick)	
			7 plays, 62 yards, TOP 3:10	13-0
3rd	10:09	JMU	Gray 17 yd field goal	
			8 plays, 41 yards, TOP 3:27	16-0
4th	14:56	VU	Summers 4 yd pass from McCloskey (Forbes 2 pt)	
			18 plays, 79 yards, TOP 10:08	16-8
	07:02	JMU	Eldridge 29 yd pass from Schor (Gray kick)	
			5 plays, 56 yards, TOP 2:09	23-8
	01:57	JMU	Hereford 5 yd interception return (Gray kick)	
				30-8

Strong Defense Propels #1 JMU Past #11 Villanova, 30-8

HARRISONBURG, Va. – Top-ranked James Madison held 11th-ranked Villanova scoreless for three quarters and scored 14 straight points down the stretch to grind out a 30-8 Colonial Athletic Association Football victory on Saturday afternoon in front of 25,993 fans at Bridgeforth Stadium/Zane Showker Field.

The attendance was the second-largest in school history, trailing the 26,069 at JMU's Oct. 24, 2015 matchup against Richmond.

JMU broke the CAA win-streak record, extending its nation-leading wins mark to 18 wins. That leads all teams both at the FBS and FCS levels. The win was also the 300th for the program.

QUICK HITS

- Defense was the name of the game, as the Dukes limited Villanova to 174 yards of total offense. It was the fifth straight game conceding less than 300 yards and the third time allowing under 200. It was also the fifth straight game they gave up 10 points or less.
- JMU had three takeaways, including two interceptions. The latter was a pick-six on a 5-yard return by senior linebacker Brandon Hereford with 1:57 to play. It was his first career interception.
- Redshirt senior defensive lineman Andrew Ankrah was a force up front, making 2.5 tackles-for-loss and 1.5 sacks to move into ninth place all-time at JMU with 21.0 career sacks.
- Redshirt senior safety Jordan Brown paced the defense with a game-high 12 stops (8 solo), and redshirt senior defensive lineman Simeyon Robinson had a pass breakup and sack at a crucial juncture in the fourth quarter.
- Senior quarterback Bryan Schor was 20-of-28 for 271 yards and two touchdowns, as he reached 50 career passing touchdowns. He is one shy of Vad Lee and Justin Rascati, who each had 51.
- Redshirt senior receiver Terrence Alls tied his career high with seven catches for 83 yards. Freshman tight end Clayton Cheatham had two grabs for a career-high 57 yards and a score. Junior receiver David Eldridge also had four receptions for 43 yards and a touchdown.
- JMU out-gained the Wildcats, 316-174, which included a 271-30 advantage in the passing game.

SCHOR SURPASSES PASSING MILESTONE

- Late in the second quarter, Bryan Schor threw his 49th career touchdown pass, but not before reaching a career milestone.
- Needing just 113 passing yards, Schor surpassed 5,000 career yards, becoming the fifth JMU quarterback in history to reach the feat. He now has 5,158 yards for his career.
- He joins an elite list consisting of: Mike Cawley (6,482), Justin Rascati (5,912), Vad Lee (5,652) and Eriq Williams (5,356).

DEFENSE STANDS TALL...AGAIN

The Dukes defense combined for 6 total sacks and 11 tackles for loss, both of which were season highs. JMU has tallied at least 5.0 tackles for loss in each game and it was the third straight outing the defense registered three or more sacks. JMU also forced three turnovers, including a pick-six late in the fourth. Villanova did not cross midfield until late in the third quarter, which led to its only score of the night.

GRAY MATCHES KICKING RECORD

- Tyler Gray hit three field goals, setting a career-high for most in a single game. This was the 15th time in JMU history that a player made three FG.
- Gray opened the game with two field goals to put the Dukes up 6-0, and his third came midway through the third quarter. On the day, he made field goals from 22, 36 and 17 yards out.



JMU

#11 Villanova vs #1 James Madison (Oct 14, 2017 at Harrisonburg, Va.)

JMU

	VU	JMU
Score	8	30
FIRST DOWNS	14	17
RUSHES-YARDS (NET)	48-144	30-45
PASSING YDS (NET)	30	271
Passes Att-Comp-Int	19-5-2	28-20-1
TOTAL OFFENSE PLAYS-YARDS	67-174	58-316
Fumble Returns-Yards	0-0	0-0
Punt Returns-Yards	1-8	5-44
Kickoff Returns-Yards	7-131	1-27
Interception Returns-Yards	1-0	2-8
Punts (Number-Avg)	8-46.4	5-34.0
Fumbles-Lost	2-1	1-0
Penalties-Yards	8-54	2-10
Possession Time	33:25	26:35
Third-Down Conversions	4 of 17	3 of 12
Fourth-Down Conversions	2 of 2	0 of 0
Red-Zone Scores-Chances	1-1	3-3

Villanova

Rushing	No.	Gain	Loss	Net	TD	Lg	Avg
Kyle McCloskey	16	71	28	43	0	12	2.7
Aaron Forbes	11	37	0	37	0	11	3.4
Darnone Drew	4	22	0	22	0	9	5.5
Justin Covington	7	24	3	21	0	14	3.0

Passing	C-A-I	Yds	TD	Long	Sack
Jack Schetelich	3-12-1	15	0	11	3
Kyle McCloskey	2-7-1	15	1	11	3

Receiving	No.	Yards	TD	Long
Taurus Phillips	2	6	0	11
Brandon Chadbourne	1	11	0	11
Aaron Forbes	1	9	0	9
Todd Summers	1	4	1	4

Punting	No.	Yds	Avg	Long	In20	TB
John Hinchey	8	371	46.4	53	1	0

Punt Returns	No.	Yards	TD	Long
Trey Johnson	1	8	0	8

Kick Returns	No.	Yards	TD	Long
Jarrett McClinton	4	80	0	29
Josh McGrigg	3	51	0	18

Tackles	UA-A	Total	Sacks	TFL
Jeff Steeb	5-4	9	2.0	2.0
Ed Shockley	5-3	8	0.0	1.0
Trey Johnson	4-2	6	0.0	0.5
Rasaan Stewart	2-4	6	0.0	1.5

Qtr	Time	Scoring Play	V-H
1st	08:46	JMU - Tyler Gray 22 yd field goal, 7-37 2:31	0 - 3
2nd	08:40	JMU - Tyler Gray 36 yd field goal, 7-37 2:45	0 - 6
03:03	JMU - Clayton Cheatham 23 yd pass from Bryan Schor (Tyler Gray kick), 7-62 3:10	0 - 13	
3rd	10:09	JMU - Tyler Gray 17 yd field goal, 8-41 3:27	0 - 16
4th	14:56	VU - Todd Summers 4 yd pass from Kyle McCloskey (Aaron Forbes pass from McCloskey, K.), 18	8 - 16
07:02	JMU - David Eldridge 29 yd pass from Bryan Schor (Tyler Gray kick), 5-56 2:09	8 - 23	
01:57	JMU - Brandon Hereford 5 yd interception return (Tyler Gray kick)	8 - 30	

James Madison

Rushing	No.	Gain	Loss	Net	TD	Lg	Avg
Trail Sharp	11	29	4	25	0	7	2.3
Marcus Marshall	7	18	4	14	0	7	2.0
Bryan Schor	8	23	19	4	0	8	0.5
Taylor Woods	3	4	1	3	0	3	1.0

Passing	C-A-I	Yds	TD	Long	Sack
Bryan Schor	20-28-1	271	2	34	2

Receiving	No.	Yards	TD	Long
Terrence Alls	7	83	0	24
David Eldridge	4	43	1	29
Clayton Cheatham	2	57	1	34
John Miller	2	38	0	26

Punting	No.	Yds	Avg	Long	In20	TB
Harry O'Kelly	2	68	34.0	40	1	0
Jeremiah McBride	2	82	41.0	44	0	0

Punt Returns	No.	Yards	TD	Long
John Miller	5	44	0	24

Kick Returns	No.	Yards	TD	Long
Marcus Marshall	1	27	0	27

Tackles	UA-A	Total	Sacks	TFL
Jordan Brown	8-4	12	0.0	0.0
Kyre Hawkins	4-6	10	2.0	3.0
Raven Greene	5-2	7	0.0	0.0
Landan Word	3-2	5	0.0	0.0

2017 GAME SUMMARIES

Game 7: #1 JMU 46, William & Mary 14

	1	2	3	4	Score
#1 JMU	7	12	10	17	46
William & Mary	0	0	0	14	14

Oct. 21, 2017 | Zable Stadium | Williamsburg, Va. | Attendance: 13,125

SCORING SUMMARY

1st	04:17	JMU	Cheatham 2 yd pass from Schor (Gray kick)	
			10 plays, 73 yards, TOP 3:51	7-0
2nd	14:46	JMU	Gray 42 yd field goal	
			7 plays, 59 yards, TOP 1:47	10-0
	03:06	JMU	Gray 30 yd field goal	
			5 plays, 7 yards, TOP 1:31	13-0
	00:20	JMU	Marshall 1 yd run (Schor pass failed)	
			4 plays, 23 yards, TOP 1:16	19-0
3rd	11:46	JMU	Schor 7 yd run (Ratke kick)	
			4 plays, 22 yards, TOP 1:23	26-0
	08:30	JMU	Ratke 36 yd field goal	
			4 plays, 1 yard, TOP 1:23	29-0
4th	13:42	JMU	Marshall 27 yd run (Ratke kick)	
			7 plays, 66 yards, TOP 3:03	36-0
	12:49	JMU	Moreland 38 yd interception return (Ratke kick)	
				43-0
	10:11	WM	Lowery 33 yd pass from McKee (Hooper kick)	
			9 plays, 70 yards, TOP 2:38	43-7
	03:25	JMU	Ratke 39 yd field goal	
			7 plays, 21 yards, TOP 3:18	46-7
	01:54	WM	Giles 66 yd run (Hooper kick)	
			3 plays, 74 yards, TOP 1:31	46-14

Defense Equals Offense in #1 JMU's 46-14 Rout of W&M

WILLIAMSBURG, Va. – Six takeaways and 33 points off turnovers led top-ranked James Madison to a 46-14 Colonial Athletic Association Football victory at William & Mary on Saturday afternoon in front of a sold-out crowd at Zable Stadium.

The Dukes increased the nation's longest win streak to a CAA-record 19th straight victory. JMU is now 7-0 on the year and 4-0 in league play, while the Tribe fell to 2-5 and 0-4. The Dukes have also won eight in a row on the road – their longest in program history.

The 32-point win was also the largest margin-of-victory for the Dukes in the 40-year history of the series, as JMU improved to 23-17 all-time against the Tribe.

QUICK HITS

- Senior quarterback Bryan Schor tied the JMU record for career passing touchdowns (51) on a two-yard connection with freshman tight end Clayton Cheatham for the first score of the game. That touchdown toss ties him with Vad Lee and Justin Rascati.
- JMU's defense recorded a season-best six takeaways and scored a season-high 33 points off turnovers. The Dukes out-gained the Tribe 389-298, which marked the sixth straight game JMU has held an opponent to under 300 yards.
- The Dukes tallied six sacks to bring their season total to 24.0, which matches their 2016 total.
- Redshirt senior Jordan Brown tallied a career-best two interceptions, while both junior corners Jimmy Moreland and Rashad Robinson each had one.
- Senior receiver Terrence Alls matched his career high for the second straight week, making seven receptions. He also tallied 113 yards (long of 39) for his second career 100-yard game.
- Junior running back Marcus Marshall led JMU's rushing attack with 65 yards and two touchdowns, marking his second two-TD game of 2017.
- The Dukes set a program record with four made field goals, as both junior kicker Tyler Gray and redshirt freshman Ethan Ratke combined to go 4-for-4. Gray hit a game-long 42 yarder, while Ratke knocked down a career-long 39 yarder.

DEFENSE... JUST DEFENSE

We've stopped trying to name this section, because they continue to impress week in and week out. Here are the tidbits on the Dukes' defense.

- The Dukes limited the Tribe to 298 yards of offense and only 122 yards through three quarters. This was the sixth game in a row JMU has held an opponent to under 300 yards of total offense.
- Redshirt junior Darrious Carter registered a strip-sack and recovered the fumble in the second.
- Brown intercepted his third and fourth passes of the season for the first multi-interception game of his career. He now has eight during his tenure with JMU.
- W&M did not cross midfield in first half, gaining just 53 yards with two first downs.
- The Dukes never allowed the Tribe to reach the red-zone, forced 6 three-and-outs and held them to 3-of-13 on third down.
- Moreland had a pick-six in the second half, marking the third time he's scored in his career on an interception. He is now tied for 10th all-time with nine interceptions.



Quickie Statistics (Final)

#1 James Madison vs William and Mary (Oct 21, 2017 at Williamsburg, Va.)

	JMU	WM
Score	46	14
FIRST DOWNS	19	13
RUSHES-YARDS (NET)	50-180	32-144
PASSING YDS (NET)	209	154
Passes Att-Comp-Int	28-16-2	31-12-4
TOTAL OFFENSE PLAYS-YARDS	78-389	63-298
Fumble Returns-Yards	0-0	0-0
Punt Returns-Yards	3-61	0-0
Kickoff Returns-Yards	1-32	8-160
Interception Returns-Yards	4-178	2-33
Punts (Number-Avg)	4-47.8	7-44.3
Fumbles-Lost	0-0	2-2
Penalties-Yards	7-59	1-5
Possession Time	33:21	26:39
Third-Down Conversions	9 of 19	3 of 13
Fourth-Down Conversions	0 of 0	1 of 2
Red-Zone Scores-Chances	5-6	0-0

James Madison

Rushing	No.	Gain	Loss	Net	TD	Lg	Avg
Marcus Marshall	11	65	1	64	2	27	5.8
Taylor Woods	5	31	0	31	0	13	3.9
Percy Agyei-Obese	4	20	0	20	0	6	5.0

Passing	C-A-I	Yds	TD	Long	Sack
Bryan Schor	13-24-2	186	1	39	3
Cole Johnson	3-4-0	23	0	9	0

Receiving	No.	Yards	TD	Long
Terrence Alls	7	113	0	39
Clayton Cheatham	2	15	1	13
Ezrah Archie	2	12	0	9
Tral Sharp	2	8	0	4

Punting	No.	Yds	Avg	Long	In20	TB
Harry O'Kelly	2	93	46.5	49	0	0
Jeremiah McBride	2	98	49.0	61	0	0

Punt Returns	No.	Yards	TD	Long
John Miller	3	61	0	42

Kick Returns	No.	Yards	TD	Long
Marcus Marshall	1	32	0	32

Tackles	UA-A	Total	Sacks	TFL
Brandon Hereford	5-2	7	0.0	0.0
Raven Greene	4-3	7	0.0	0.0
Kyre Hawkins	4-3	7	0.5	1.5

William and Mary

Rushing	No.	Gain	Loss	Net	TD	Lg	Avg
Noah Giles	3	74	0	74	1	66	24.7
A. Funderburke	8	34	0	34	0	8	4.2
Nate Evans	9	26	1	25	0	7	2.8
Tommy McKee	9	41	22	19	0	17	2.1

Passing	C-A-I	Yds	TD	Long	Sack
Tommy McKee	7-17-3	116	1	37	4
Shon Mitchell	3-10-0	25	0	12	1

Receiving	No.	Yards	TD	Long
Nick Muse	2	20	0	17
Jalen Christian	2	19	0	14
Daniel Kuzjak	2	18	0	10
Jack Armstrong	1	37	0	37

Punting	No.	Yds	Avg	Long	In20	TB
Will Michael	7	310	44.3	55	2	0

Punt Returns	No.	Yards	TD	Long
Jordan Lowery	7	146	0	27
A. Purviance	1	14	0	14

Kick Returns	No.	Yards	TD	Long
Nate Atkins	7-5	12	0.0	1.0
Mike Barta	4-5	9	0.0	1.0
Corey Parker	5-3	8	0.0	0.0

Qtr	Time	Scoring Play	V-H
1st	04:17	JMU - Clayton Cheatham 2 yd pass from Bryan Schor (Tyler Gray kick), 10-73 3:51	7-0
2nd	14:46	JMU - Tyler Gray 42 yd field goal, 7-59 1:47	10-0
	03:06	JMU - Tyler Gray 30 yd field goal, 5-7 1:31	13-0
	00:20	JMU - Marcus Marshall 1 yd run (Bryan Schor pass failed), 4-23 1:16	19-0
3rd	11:46	JMU - Bryan Schor 7 yd run (Ethan Ratke kick), 4-22 1:23	26-0
	08:30	JMU - Ethan Ratke 36 yd field goal, 4-1 1:23	29-0
	13:42	JMU - Marcus Marshall 27 yd run (Ethan Ratke kick), 7-66 3:03	36-0
4th	12:49	JMU - Jimmy Moreland 38 yd interception return (Ethan Ratke kick)	43-0
	10:11	WM - Jordan Lowery 33 yd pass from Tommy McKee (Kris Hooper kick), 9-70 2:38	43-7
	03:25	JMU - Ethan Ratke 39 yd field goal, 7-21 3:18	46-7
	01:54	WM - Noah Giles 66 yd run (Kris Hooper kick), 3-74 1:31	46-14

2017 GAME SUMMARIES

Game 9: #1 JMU 38, Rhode Island 3

	1	2	3	4	Score
#1 JMU	0	7	17	14	38
Rhode Island	0	3	0	0	3

Nov. 4, 2017 | Meade Stadium | Kingston, R.I. | Attendance: 3,227

SCORING SUMMARY

2nd	10:33	JMU	Eldridge 19 yd pass from Schor (Ratke kick)	
			10 plays, 80 yards, TOP 4:27	7-0
	02:38	URI	Carrick 40 yd field goal	
			16 plays, 50 yards, TOP 7:48	7-3
3rd	07:34	JMU	Hyman 6 yd pass from Schor (Ratke kick)	
			10 plays, 80 yards, TOP 4:20	14-3
	06:29	JMU	Sharp 4 yd run (Ratke kick)	
			1 play, 4 yards, TOP 0:06	21-3
	00:11	JMU	Ratke 42 yd field goal	
			7 plays, 41 yards, TOP 3:50	24-3
4th	09:53	JMU	Alls 20 yd pass from Schor (Ratke kick)	
			7 plays, 45 yards, TOP 3:31	31-3
	07:58	JMU	Kloosterman 9 yd pass from Schor (Ratke kick)	
			3 plays, 49 yards, TOP 1:01	38-3

#1 Dukes Roll in Second Half to Earn 38-3 Win at URI

KINGSTON, R.I. – Senior quarterback Bryan Schor threw four touchdown passes and No. 1 James Madison used a 31-0 run in the second half to roll past Rhode Island 38-3 in Colonial Athletic Association football on Saturday afternoon at Meade Stadium.

The Dukes improved to 9-0 on the year and 6-0 in CAA play, while the Rams fell to 2-7 and 1-5. It was JMU's 16th straight conference victory, setting a new CAA record. That passed UMass' 50-year old record, set between 1965-67.

QUICK HITS

- With the win, the Dukes picked up their ninth straight road, and extended their CAA-record and Division I-leading win streak to 21 games.
- Bryan Schor threw three of his four touchdown passes in the second half, as JMU outscored the hosts 31-0 over the final 30 minutes. He was 14-of-17 for 150 yards on the afternoon.
- JMU limited URI to only 18 yards in the second half, while scoring on each of its first five drives of the second stanza.
- Four different receivers caught a touchdown pass, led by redshirt senior receiver Terrence Alls, who had five receptions for 73 yards and a score. It was Alls' first score of 2017.
- Freshman running back Piercy Agyei-Obese led the Dukes in rushing with 95 yards (9.5/carry), which included a career-long 40 yarder. Senior Taylor Woods was also solid with 75 yards on the ground (6.2/carry).
- Ethan Ratke hit a career-long 42-yard field goal late in the third to give the Dukes a 24-3 advantage at the end of three quarters.
- Redshirt senior safety Raven Greene tallied his 12th career interception in the fourth quarter, and is now tied for third all-time at JMU with Dean Marlowe.
- JMU now leads Rhode Island 10-3 in the series record with its eighth straight win over the Rams, and the Dukes are now 4-2 when traveling to URI.

SWARMING THE BACKFIELD, SHUTTING DOWN THE RUN

- JMU accumulated 8.0 tackles for loss and 7.0 sacks, holding Rhode Island to only 143 yards (18 in the second half). JMU limited URI to only 29 total rushing yards and swarmed the hosts to -13 rushing in the second half.
- Senior linebacker Brandon Hereford led JMU with eighth tackles and a 0.5 tackle for loss, to go with a fumble recovery.
- Redshirt senior defensive lineman Andrew Ankrah had five stops, including 2.5 for loss and 1.5 sacks. He is now tied for sixth all-time at JMU with 24.5 career sacks – matching Kevin Winston.
- Redshirt senior Simeyon Robinson also had 1.5 sacks, while three others had at least 1.0 sack.

SCHOR NOW THIRD PLACE IN PASSING

- Schor added 150 yards to his career ledger, and now sits at 5,670 career passing yards.
- He passed Vad Lee for third place all-time at JMU and extended his own JMU record, with 57 career touchdown passes.
- Schor is only 300 passing yards shy of second place and just over yards off the career record.

WHAT THE WIN MEANS

- Broke CAA record for most consecutive conference wins, at 16
- Extended CAA-record and NCAA DI-best win streak to 21 (tied 5th in FCS history)
- 22nd straight win over FCS opponent
- 17th consecutive regular-season win



Quickie Statistics (Final)

#1 James Madison vs Rhode Island (Nov 04, 2017 at Kingston, RI)

JMU

#1 James Madison vs Rhode Island (Nov 04, 2017 at Kingston, RI)

JMU

	JMU	URI
Score	38	3
FIRST DOWNS	20	11
RUSHES-YARDS (NET)	40-185	32-29
PASSING YDS (NET)	163	114
Passes Att-Comp-Int	19-15-0	22-10-1
TOTAL OFFENSE PLAYS-YARDS	59-348	54-143
Fumble Returns-Yards	0-0	0-0
Punt Returns-Yards	0-0	1-3
Kickoff Returns-Yards	2-57	5-93
Interception Returns-Yards	1-0	0-0
Punts (Number-Avg)	4-40.8	6-36.8
Fumbles-Lost	0-0	1-1
Penalties-Yards	5-63	14-114
Possession Time	29:32	30:28
Third-Down Conversions	4 of 11	4 of 14
Fourth-Down Conversions	2 of 2	1 of 1
Red-Zone Scores-Chances	6-7	1-2

James Madison

Rushing	No.	Gain	Loss	Net	TD	Lg	Avg
Percy Agyei-Obese	10	98	3	95	0	40	9.5
Taylor Woods	12	77	2	75	0	26	6.2
Bryan Schor	8	38	24	14	0	26	1.8
Trai Sharp	6	13	0	13	1	5	2.2
Passing	C-A-I	Yds	TD	Long	Sack		
Bryan Schor	14-17-0	150	4	20	3		
Cole Johnson	1-2-0	13	0	13	0		
Receiving	No.	Yards	TD	Long			
Terrence Alls	5	73	1	20			
John Miller	4	21	0	19			
David Eldridge	3	41	1	19			
Braxton Westfield	1	13	0	13			
Punting	No.	Yds	Avg	Long	In20	TB	
Harry O'Kelly	4	163	40.8	50	1	0	
Punt Returns	No.	Yards	TD	Long			
David Eldridge	1	31	0	31			
John Miller	1	26	0	26			
Tackles	UA-A	Total	Sacks	TFL			
Brandon Hereford	2-7	9	1.5	1.5			
Jimmy Moreland	1-5	6	0.0	0.0			
Jordan Brown	1-5	6	0.0	0.0			
Andrew Ankrach	4-1	5	1.5	2.5			

Rhode Island

Rushing	No.	Gain	Loss	Net	TD	Lg	Avg
Anderson	10	32	0	32	0	7	3.2
H. Cooper	9	18	0	18	0	5	2.0
TEAM	1	0	5	-5	0	0	-5.0
T. Harris	1	0	7	-7	0	0	-7.0
Passing	C-A-I	Yds	TD	Long	Sack		
Lawson	8-15-0	93	0	24	6		
T. Harris	2-7-1	21	0	15	1		
Receiving	No.	Yards	TD	Long			
Beauvais	6	88	0	24			
Aa. Parker	1	11	0	11			
Kenney	1	9	0	9			
Denny	1	7	0	7			
Punting	No.	Yds	Avg	Long	In20	TB	
Denton	6	221	36.8	49	1	1	
Punt Returns	No.	Yards	TD	Long			
Pires	1	-3	0	0			
Kick Returns	No.	Yards	TD	Long			
H. Cooper	4	82	0	27			
A. Evans	1	11	0	11			
Tackles	UA-A	Total	Sacks	TFL			
Hogan	6-4	10	0.0	0.0			
T. Wilson	4-3	7	2.5	2.5			
D. Stewart	3-2	5	0.0	0.0			
N. Jones	3-2	5	0.0	2.0			

Qtr	Time	Scoring Play	V-H
2nd	10:33	JMU - David Eldridge 19 yd pass from Bryan Schor (Ethan Ratke kick), 10-80 4:27	7 - 0
	02:38	URI - Carrick 40 yd field goal, 16-50 7:48	7 - 3
3rd	07:34	JMU - Ishmael Hyman 6 yd pass from Bryan Schor (Ethan Ratke kick), 10-80 4:20	14 - 3
	06:29	JMU - Trai Sharp 4 yd run (Ethan Ratke kick), 1-4 0:06	21 - 3
	00:11	JMU - Ethan Ratke 42 yd field goal, 7-41 3:50	24 - 3
4th	09:53	JMU - Terrence Alls 20 yd pass from Bryan Schor (Ethan Ratke kick), 7-45 3:31	31 - 3
	07:58	JMU - Jonathan Kloosterman 9 yd pass from Bryan Schor (Ethan Ratke kick), 3-49 1:01	38 - 3

2017 GAME SUMMARIES

Game 10: #1 JMU 20, Richmond 13

	1	2	3	4	Score
Richmond	0	7	3	3	13
#1 JMU	0	10	0	10	20

Nov. 11, 2017 | Bridgeforth Stadium | Harrisonburg, Va. | Attendance: 24,586

SCORING SUMMARY

2nd	10:20	UR	Wilkins 9 yd pass from Lauletta (Trau kick)	
			9 plays, 60 yards, TOP 4:27	0-7
	06:30	JMU	Marshall 4 yd run (Ratke kick)	
			10 plays, 75 yards, TOP 3:50	7-7
	00:40	JMU	Ratke 24 yd field goal	
			8 plays, 81 yards, TOP 2:46	10-7
3rd	03:32	UR	Trau 38 yd field goal	
			8 plays, 53 yards, TOP 3:51	10-10
4th	13:12	JMU	Ratke 36 yd field goal	
			14 plays, 53 yards, TOP 5:14	13-10
	04:04	UR	Trau 36 yd field goal	
			6 plays, 10 yards, TOP 3:03	13-13
	00:44	JMU	Sharp 7 yd run (Ratke kick)	
			10 plays, 71 yards, TOP 3:12	20-13

#1 JMU Scores in Final Minute to Top UR in Thriller, 20-13

HARRISONBURG, Va. – Junior running back Trai Sharp scored the game-winning touchdown with 44 seconds remaining and top-ranked James Madison survived a Colonial Athletic Association thriller, 20-13, against rival Richmond in front of 24,586 on Saturday night at Bridgeforth Stadium/Zane Showker Field.

The win extended JMU's win streak to a Division I-best 22 straight games and a CAA-record 17th straight conference win. The Dukes moved to 10-0 on the year and 7-0 in CAA play to clinch at least a share of the conference title for the third straight season. The Spiders fell to 5-5 overall and 3-4 in league play.

QUICK HITS

- Tied up at 13-13, JMU ventured on a 10-play, 71-yard drive in which Sharp accounted for 54 rushing yards, capped off by his fourth rushing score of the year. He finished the game with a team-high 60 rushing yards.
- Senior quarterback Bryan Schor threw for 229 yards, with 18 completions on 32 attempts. He moved into third all-time at JMU in career completions, with 458. Schor needs 14 more passing yards to move into second all-time in program history.
- Junior receiver David Eldridge and redshirt senior receiver Ishmael Hyman led the way by combining for over 150 receiving yards. Eldridge had a career-high 81 yards off four catches, and Hyman also had four grabs for 70 yards.
- Redshirt senior safety Raven Greene paced the defense with 11 tackles, while junior corner Rashad Robinson had eight stops and a half-sack. Senior defensive lineman Cornell Urquhart had a team-high 1.5 sacks and redshirt senior safety Jordan Brown collected his team-leading sixth interception of the year.
- JMU tallied four sacks in the win, marking the fifth straight week JMU produced four or more sacks.
- Richmond, which entered Saturday leading the CAA in total offense (470.3) and ranking second in scoring offense (33.3), was limited to 324 yards of offense and just 13 points. The Spiders managed only 20 rushing yards, averaging 1.1 per carry.
- The win was the first by a home team in the series since JMU's 38-31 win in 2013. The Dukes have won four of the past five meetings against the Spiders.


WHAT THE WIN MEANS

- Won at least share of CAA title after Elon lost to New Hampshire – first time in school history with three straight conference titles
- A win next week secures program-record second straight outright CAA crown
- Extended NCAA Division I-best win streak to 22 straight games, which is tied for fourth in FCS history, matching Harvard (22 – 2013-15).
- CAA-record 17th consecutive conference win
- 23 straight wins against FCS teams
- 18 straight regular-season wins
- 14 straight wins at Bridgeforth Stadium
- Back-to-back 10+ win seasons for first time in school history



Quickie Statistics (Final)

Richmond vs #1 James Madison (Nov 11, 2017 at Harrisonburg, Va.)



Richmond vs #1 James Madison (Nov 11, 2017 at Harrisonburg, Va.)

Quickie Statistics (Final)

UR

JMU

Score

13 20

FIRST DOWNS

17 21

RUSHES-YARDS (NET)

19-20 39-113

PASSING YDS (NET)

304 229

Passes Att-Comp-Int

45-27-1 32-18-1

TOTAL OFFENSE PLAYS-YARDS

64-324 71-342

Fumble Returns-Yards

0-0 0-0

Punt Returns-Yards

2-1 0-0

Kickoff Returns-Yards

5-100 3-59

Interception Returns-Yards

1-0 1-0

Punts (Number-Avg)

5-32.6 4-39.0

Fumbles-Lost

0-0 1-1

Penalties-Yards

11-103 6-64

Possession Time

31:56 28:04

Third-Down Conversions

3 of 13 7 of 15

Fourth-Down Conversions

1 of 2 0 of 1

Red-Zone Scores-Chances

3-4 4-4

Richmond

Rushing

No.

Gain

Loss

Net

TD

Lg

Avg

Gordon Collins

6

17

0

17

0

7

2.8

Xavier Goodall

4

17

0

17

0

11

4.2

Joe Mancuso

1

1

0

1

0

1

1.0

Kyle Lauletta

8

12

27

-15

0

6

-1.9

Passing

C-A-I

Yds

TD

Long

Sack

Kyle Lauletta

27-44-1

304

1

25

4

TEAM

0-1-0

0

0

0

0

Receiving

No.

Yards

TD

Long

Tyler Wilkins

12

180

1

25

Cortelle Simpson

3

30

0

22

Gordon Collins

3

23

0

18

Caleb Drake

2

22

0

20

Punting

No.

Yds

Avg

Long

In20

TB

D.J. Helkowski

5

163

32.6

40

3

0

Punt Returns

No.

Yards

TD

Long

Porter Abell

1

2

0

2

Lemond Johnson

1

-1

0

0

Kick Returns

No.

Yards

TD

Long

Markus Vinson

3

57

0

21

Lemond Johnson

1

18

0

18

Tackles

UA-A

Total

Sacks

TFL

Trey Moore

3-9

12

1.0

2.5

Dale Matthews

8-1

9

0.5

1.5

Brendan Coniker

3-6

9

0.0

0.5

Samari Springs

4-3

7

1.0

1.0

James Madison

Rushing

No.

Gain

Loss

Net

TD

Lg

Avg

Trai Sharp

13

61

1

60

1

15

4.6

Marcus Marshall

14

42

1

41

1

9

2.9

Taylor Woods

4

17

3

14

0

14

3.5

Bryan Schor

8

16

18

-2

0

9

-0.2

Passing

C-A-I

Yds

TD

Long

Sack

Bryan Schor

18-32-1

229

0

46

4

Receiving

No.

Yards

TD

Long

David Eldridge

4

81

0

46

Ishmael Hyman

4

70

0

45

John Miller

4

29

0

15

Riley Stapleton

3

20

0

9

Punting

No.

Yds

Avg

Long

In20

TB

Harry O'Kelly

4

156

39.0

45

0

1

Punt Returns

No.

Yards

TD

Long

Marcus Marshall

1

28

0

28

D'Angelo Amos

1

16

0

16

Kick Returns

No.

Yards

TD

Long

Marcus Marshall

1

28

0

28

D'Angelo Amos

1

16

0

16

Tackles

UA-A

Total

Sacks

TFL

Raven Greene

6-5

11

0.0

0.0

Rashad Robinson

5-3

8

0.5

0.5

Jordan Brown

3-4

7

0.0

0.0

Curtis Oliver

4-2

6

1.0

1.0

Qtr

Time

Scoring Play

V-H

2nd

10:20

UR - Tyler Wilkins 9 yd pass from Kyle Lauletta (Griffin Trau kick), 9-60 4:27

7 - 0

06:30

JMU - Marcus Marshall 4 yd run (Ethan Ratke kick), 10-75 3:50

7 - 7

00:40

JMU - Ethan Ratke 24 yd field goal, 8-81 2:46

7 - 10

3rd

03:32

UR - Griffin Trau 38 yd field goal, 8-53 3:51

10 - 10

4th

13:12

JMU - Ethan Ratke 36 yd field goal, 14-53 5:14

10 - 13

04:04

UR - Griffin Trau 36 yd field goal, 6-10 3:03

13 - 13

00:44

JMU - Trai Sharp 7 yd run (Ethan Ratke kick), 10-71 3:12

13 - 20

2017 GAME SUMMARIES

Game 11: #1 JMU 31, #11 Elon 3

	1	2	3	4	Score
#1 JMU	3	14	7	7	31
#11 Elon	0	0	0	3	3

Nov. 18, 2017 | Rhodes Stadium | Elon, N.C. | Attendance: 8,662

SCORING SUMMARY

1st	01:27	JMU	Ratke 19 yd field goal	
			10 plays, 78 yards, TOP 4:14	3-0
2nd	10:15	JMU	Schor 21 yd run (Ratke kick)	
			7 plays, 64 yards, TOP 2:18	10-0
	00:21	JMU	Schor 2 yd run (Ratke kick)	
			7 plays, 45 yards, TOP 1:19	17-0
3rd	09:23	JMU	Amos 6 yd blocked punt return (Ratke kick)	
				24-0
4th	09:14	ELON	Johnson 30 yd field goal	
			10 plays, 78 yards, TOP 4:38	24-3
	05:17	JMU	Schor 6 yd run (Ratke kick)	
			9 plays, 73 yards, TOP 3:51	31-3

#1 Dukes Capture Outright CAA Championship with 31-3 Win at #11 Elon

ELON, N.C. – Senior quarterback Bryan Schor rushed for three touchdowns and redshirt freshman safety D'Angelo Amos blocked a punt for a score, as top-ranked James Madison rolled to a 31-3 victory at No. 11 Elon to win the outright Colonial Athletic Association Football championship Saturday afternoon at Rhodes Stadium.

The Dukes completed the regular-season slate unbeaten, improving to 11-0 on the year and 8-0 in CAA play. JMU won its second straight outright CAA championship and third overall conference crown. The Dukes also became the first team in CAA history to go 8-0 in league play in consecutive seasons. The Phoenix dropped to 8-3 and 6-2 and will likely earn an at-large bid to the FCS playoffs.

QUICK HITS

- Schor finished with 290 yards of total offense, going 22-of-29 for 214 yards, as well as rushing for 76 yards and three touchdowns on just nine carries (8.4/rush).
- Junior running back Trai Sharp also ran for 68 yards on 11 carries (6.2/rush), as the Dukes tallied 190 yards, going for 5.4 per carry.
- Senior receiver John Miller reeled in a career-high seven receptions, going for 59 yards on the day. Redshirt senior receiver Terrence Alls added five catches for a game-best 73 receiving yards.
- Defensively, the Dukes were led by redshirt senior linebacker Kyre Hawkins, who had a game-high 11 tackles. Senior defensive linemen Cornell Urquhart had a career-high nine tackles, while redshirt senior defensive lineman Simeyon Robinson had eight stops.
- JMU racked up 6.0 tackles for loss and 3.0 sacks while not conceding a single sack on the offensive side of the ball.
- Special teams recorded points, as Amos blocked a third-quarter punt and picked up the loose ball, running it in from six yards out to make it 24-0.
- In JMU's two games ever at Rhodes Stadium, the Dukes have outscored Elon 82-3. They also won 51-0 back in 2015.

The Dukes also held a team scoreless in the first half for the fifth time this season, and the fourth in CAA play.

SCORING SUMMARY

- Redshirt freshman kicker Ethan Ratke opened the scoring with 1:27 remaining in the first. After the Elon defense kept JMU out of the end zone, Ratke kicked it through the uprights on a 19-yard try to make it 3-0.
- After a turnover-on-downs, JMU marched 64 yards on a touchdown drive. After converting twice on third down, Schor rushed around the Elon defense for a 21-yard touchdown scamper to make it 10-0 with 10:15 left in the second.
- After a stop late in the first half, JMU had to go only 45 yards, capped off by a Schor two-yard touchdown run to make it 17-0 at the break.
- Early in the second half, the Dukes brought the house on an Elon punt and Amos blocked it off the punter's foot. He picked up the loose ball at the six and ran it in for his first career touchdown, putting JMU up 24-0 with 9:23 to go in the third.
- Elon got on the board with a 30-yard field goal by Owen Johnson with 9:14 left in the game. It is the only points Elon has scored against JMU in games played at Rhodes Stadium.
- JMU capped off the game's scoring with 5:17 left when Schor rushed for his third score from six yards out.

UNDISPUTED CHAMPIONS

- JMU won its third straight CAA title and the second straight outright crown with its win today.
- It's the first time in CAA history a team has gone 8-0 in back-to-back season.
- It's also the first time JMU has won three straight titles and the first for the CAA since Boston University won three in a row from 1982-84.
- The Dukes are the first CAA team to go 8-0 three times, as New Hampshire has accomplished the feat twice. JMU is also the first team since UMass in 1977-78 to go unbeaten in back-to-back conference seasons.



Quickie Statistics (Final)

#1 James Madison vs #11 Elon (Nov 18, 2017 at Elon, N.C.)



	JMU	ELON
Score	31	3
FIRST DOWNS	23	15
RUSHES-YARDS (NET)	35-190	48-97
PASSING YDS (NET)	217	125
Passes Att-Comp-Int	32-23-1	18-8-0
TOTAL OFFENSE PLAYS-YARDS	67-407	66-222
Fumble Returns-Yards	0-0	0-0
Punt Returns-Yards	3-32	0-0
Kickoff Returns-Yards	1-15	4-76
Interception Returns-Yards	0-0	1--1
Punts (Number-Avg)	6-39.5	8-36.9
Fumbles-Lost	1-0	0-0
Penalties-Yards	8-59	7-25
Possession Time	27:12	32:48
Third-Down Conversions	5 of 12	3 of 14
Fourth-Down Conversions	0 of 0	0 of 2
Red-Zone Scores-Chances	3-3	1-1

James Madison

Rushing	No.	Gain	Loss	Net	TD	Lg	Avg
Bryan Schor	9	76	0	76	3	23	8.4
Trai Sharp	11	68	0	68	0	17	6.2
Marcus Marshall	5	18	0	18	0	9	3.6
Taylor Woods	9	22	6	16	0	9	1.8

Passing	C-A-I	Yds	TD	Long	Sack
Bryan Schor	22-29-1	214	0	33	0
Cole Johnson	1-3-0	3	0	3	0

Receiving	No.	Yards	TD	Long
John Miller	7	59	0	25
Terrence Alls	5	73	0	33
David Eldridge	3	24	0	9
Trai Sharp	3	15	0	8

Punting	No.	Yds	Avg	Long	In20	TB
Harry O'Kelly	6	237	39.5	51	4	1

Punt Returns	No.	Yards	TD	Long
John Miller	2	0	0	0
D'Angelo Amos	1	32	1	6

Kick Returns	No.	Yards	TD	Long
Marcus Marshall	1	15	0	15

Tackles	UA-A	Total	Sacks	TFL
Kyre Hawkins	4-7	11	0.0	0.5
Cornell Urquhart	1-8	9	0.0	0.5
Simeyon Robinson	0-8	8	0.5	0.5
Jordan Brown	5-2	7	0.0	0.0

Elon

Rushing	No.	Gain	Loss	Net	TD	Lg	Avg
B. Cyphers	20	74	0	74	0	12	3.7
D. McNair	22	57	4	53	0	10	2.4
D. Cheek	6	5	35	-30	0	3	-5.0

Passing	C-A-I	Yds	TD	Long	Sack
D. Cheek	8-18-0	125	0	31	3

Receiving	No.	Yards	TD	Long
C. Taylor	2	50	0	29
M. Foster	2	39	0	31
C. Joyner	2	19	0	12
K. Weeks	1	12	0	12

Punting	No.	Yds	Avg	Long	In20	TB
H. Stephenson	7	295	42.1	60	0	1
TEAM	1	0	0.0	0	0	0

Punt Returns	No.	Yards	TD	Long
T. Campbell	3	62	0	24
C. Spell	1	14	0	14

Kick Returns	No.	Yards	TD	Long
T. Campbell	3	62	0	24
C. Spell	1	14	0	14

Tackles	UA-A	Total	Sacks	TFL
C. Blair	2-7	9	0.0	0.5
M. Ingram	4-4	8	0.0	0.0
M. Baker	1-7	8	0.0	0.5
W. Messer	5-2	7	0.0	0.0

Qtr	Time	Scoring Play	V-H
1st	01:27	JMU - Ethan Ratke 19 yd field goal, 10-78 4:14	3 - 0
2nd	10:15	JMU - Bryan Schor 21 yd run (Ethan Ratke kick), 7-64 2:18	10 - 0
	00:21	JMU - Bryan Schor 2 yd run (Ethan Ratke kick), 7-45 1:19	17 - 0
3rd	09:23	JMU - D'Angelo Amos 6 yd blocked punt return (Ethan Ratke kick)	24 - 0
	09:14	ELON - O. Johnson 30 yd field goal, 10-78 4:38	24 - 3
4th	05:17	JMU - Bryan Schor 6 yd run (Ethan Ratke kick), 9-73 3:51	31 - 3

2017 STATISTICS



2017 JMU Football

James Madison Combined Team Statistics (as of Nov 18, 2017)

All games



Date	Opponent	Score	Att.
Sep 02, 201	at ECU	W 34-14	40169
Sep 09, 201	ETSU	W 52-10	24722
Sep 16, 201	NORFOLK STATE	W 75-14	23118
* Sep 23, 201	MAINE	W 28-10	25330
* Sep 30, 201	at Delaware	W 20-10	16372
* Oct 14, 201	#11 VILLANOVA	W 30-8	25993
* Oct 21, 201	at William and Mary	W 46-14	13125
* Oct 28, 201	#17 NEW HAMPSHIRE	W 21-0	25298
* Nov 04, 201	at Rhode Island	W 38-3	3227
* Nov 11, 201	RICHMOND	W 20-13	24586
* Nov 18, 201	at #11 Elon	W 31-3	8662

Rushing	gp-gs	att	gain	loss	net	avg	td	lg	avg/g
Trai Sharp	11-5	137	702	16	686	5.0	4	59	62.4
Marcus Marshall	10-2	98	496	22	474	4.8	6	70	47.4
Cardon Johnson	3-3	37	351	4	347	9.4	3	85	115.7
Bryan Schor	11-11	100	415	147	268	2.7	6	26	24.4
Percy Agyei-Obese	6-0	34	246	3	243	7.1	1	40	40.5
Taylor Woods	11-1	56	252	12	240	4.3	1	26	21.8
Harry O'Kelly	10-0	2	39	0	39	19.5	0	30	3.9
Cole Johnson	5-0	4	30	7	23	5.8	0	16	4.6
Eric Kirlew	1-0	3	10	0	10	3.3	0	4	10.0
Hunter Etheridge	11-0	1	1	0	1	1.0	1	1	0.1
John Miller	10-8	4	9	8	1	0.2	0	8	0.1
Total	11	482	2551	226	2325	4.8	22	85	211.4
Opponents	11	376	1284	376	908	2.4	4	66	82.5

Passing	gp-gs	effic	comp	att	int	pct	yds	td	lg	avg/g
Bryan Schor	11-11	153.17	192	280	11	68.6	2257	21	46	205.2
Cole Johnson	5-0	141.54	12	19	0	63.2	138	1	47	27.6
Hunter Etheridge	11-0	167.20	1	1	0	100.	8	0	8	0.7
Total	11	152.48	205	300	11	68.3	2403	22	47	218.5
Opponents	11	79.80	148	323	19	45.8	1602	4	42	145.6

Receiving	gp-gs	no.	yds	avg	td	lg	avg/g
Terrence Alls	7-7	33	441	13.4	1	39	63.0
John Miller	10-8	33	355	10.8	1	29	35.5
David Eldridge	11-6	31	414	13.4	4	46	37.6
Ishmael Hyman	10-5	24	379	15.8	4	45	37.9
Riley Stapleton	9-5	19	187	9.8	2	26	20.8
Ezrah Archie	8-2	14	118	8.4	1	31	14.8
Trai Sharp	11-5	12	80	6.7	1	20	7.3
Marcus Marshall	10-2	8	62	7.8	0	16	6.2
Jonathan Kloosterm	7-6	7	71	10.1	2	22	10.1
Clayton Cheatham	11-1	6	120	20.0	4	47	10.9
Nick Carlton	6-4	6	63	10.5	1	17	10.5
Taylor Woods	11-1	5	49	9.8	1	12	4.5
Braxton Westfield	6-0	4	45	11.2	0	17	7.5
Cardon Johnson	3-3	3	19	6.3	0	10	6.3
Total	11	205	2403	11.7	22	47	218.5
Opponents	11	148	1602	10.8	4	42	145.6

Field Goals	fg	pct.	01-19	20-29	30-39	40-49	50-99	lg	blk
Tyler Gray	9-11	81.8	1-1	1-2	5-6	2-2	0-0	48	0
Ethan Ratke	6-7	85.7	1-1	1-1	3-4	1-1	0-0	42	0

Scoring	td	fg	kick	rush	rcv	pass	dxp	saf	pts
Tyler Gray	-	9-11	28-29	-	-	-	-	-	55
Ethan Ratke	-	6-7	20-20	-	-	-	-	-	38
Bryan Schor	6	-	-	-	-	0-1	-	-	36
Marcus Marshall	6	-	-	-	-	-	-	-	36
Trai Sharp	5	-	-	-	-	-	-	-	30
Clayton Cheatham	4	-	-	-	-	-	-	-	24
Ishmael Hyman	4	-	-	-	-	-	-	-	24
David Eldridge	4	-	-	-	-	-	-	-	24
Cardon Johnson	3	-	-	-	-	-	-	-	18
Riley Stapleton	2	-	-	-	-	-	-	-	12
John Miller	2	-	-	-	-	-	-	-	12
Taylor Woods	2	-	-	-	-	-	-	-	12
Jonathan Kloosterm	2	-	-	-	-	-	-	-	12
Andrew Ankrah	1	-	-	-	-	-	-	-	6
Brandon Hereford	1	-	-	-	-	-	-	-	6
Total	50	15-18	48-49	-	-	0-1	-	1	395
Opponents	11	7-10	10-10	-	1	1-1	-	-	99

Score by Quarters	1st	2nd	3rd	4th	OT	Total
-------------------	-----	-----	-----	-----	----	-------

Record:	Overall	Home	Away	Neutral
All games	11-0	6-0	5-0	0-0
Conference	8-0	4-0	4-0	0-0
Non-Conference	3-0	2-0	1-0	0-0

Team Statistics	JMU	OPP
FIRST DOWNS	248	155
Rushing	114	52
Passing	112	79
Penalty	22	24
RUSHING YARDAGE	2325	908
Rushing Attempts	482	376
Average Per Rush	4.8	2.4
Average Per Game	211.4	82.5
TDs Rushing	22	4
PASSING YARDAGE	2403	1602
Comp-Att-Int	205-300-11	148-323-19
Average Per Pass	8.0	5.0
Average Per Catch	11.7	10.8
Average Per Game	218.5	145.6
TDs Passing	22	4
TOTAL OFFENSE	4728	2510
Average Per Play	6.0	3.6
Average Per Game	429.8	228.2
KICK RETURNS: #-Yards	14-310	55-1111
PUNT RETURNS: #-Yards	32-354	10-39
INT RETURNS: #-Yards	19-291	11-73
FUMBLES-LOST	11-5	14-8
PENALTIES-Yards	82-815	75-574
PUNTS-AVG	49-40.8	80-40.5
TIME OF POSSESSION/G	30:24	29:36
3RD-DOWN Conversions	66/152	50/167
4TH-DOWN Conversions	6/10	7/16

Interceptions	no.	yds	avg	td	lg
Jordan Brown	6	69	11.5	0	40
Rashad Robinson	5	145	29.0	1	82
Jimmy Moreland	4	67	16.8	1	38
Raven Greene	3	5	1.7	0	5
Brandon Hereford	1	5	5.0	1	5

Punting	no.	yds	avg	lg	tb	fc	i20	50+	blk
Harry O'Kelly	37	1514	41.1	63	4	3	15	5	0
Jeremiah McBride	10	425	42.5	61	0	5	3	1	0
Bryan Schor	2	53	26.5	33	0	0	2	0	0

Punt Returns	no.	yds	avg	td	lg
John Miller	18	210	11.7	1	43
D'Angelo Amos	10	118	11.8	1	27
Jimmy Moreland	2	15	7.5	0	14
Bryce Maginley	1	11	11.0	0	0
Terrence Alls	1	0	0.0	0	0
Total	32	354	11.1	2	43
Opponents	10	39	3.9	0	17

Kick Returns	no.	yds	avg	td	lg
Marcus Marshall	9	210	23.3	0	32
John Miller	3	53	17.7	0	26
D'Angelo Amos	1	16	16.0	0	16
David Eldridge	1	31	31.0	0	31
Total	14	310	22.1	0	32
Opponents	55	1111	20.2	1	100

All Purpose	g	rush	rcv	pr	kr	ir	total	avg/g
Trai Sharp	11	686	80	0	0	0	766	69.6
Marcus Marsh	10	474	62	0	210	0	746	74.6
John Miller	10	1	355	210	53	0	619	61.9
David Eldridg	11	0	414	0	31	0	445	40.5
Terrence Alls	7	0	441	0	0	0	441	63.0
Total	11	2325	2403	354	310	291	5683	516.6
Opponents	11	908	1602	39	111	73	3733	339.4

Total Offense	g	plays	rush	pass	total	avg/g
Bryan Schor	11	380	268	2257	2525	229.5
Trai Sharp	11	137	686	0	686	62.4
Marcus Marshall	10	98	474	0	474	47.4
Cardon Johnson	3	37	347	0	347	115.7
Percy Agyei-Obese	6	34	243	0	243	40.5

2017 STATISTICS



2017 JMU Football James Madison Overall Team Statistics (as of Nov 18, 2017) All games



Team Statistics	JMU	OPP
SCORING	395	99
Points Per Game	35.9	9.0
Points Off Turnovers	105	30
FIRST DOWNS	248	155
Rushing	114	52
Passing	112	79
Penalty	22	24
RUSHING YARDAGE	2325	908
Yards gained rushing	2551	1284
Yards lost rushing	226	376
Rushing Attempts	482	376
Average Per Rush	4.8	2.4
Average Per Game	211.4	82.5
TDs Rushing	22	4
PASSING YARDAGE	2403	1602
Comp-Att-Int	205-300-11	148-323-19
Average Per Pass	8.0	5.0
Average Per Catch	11.7	10.8
Average Per Game	218.5	145.6
TDs Passing	22	4
TOTAL OFFENSE	4728	2510
Total Plays	782	699
Average Per Play	6.0	3.6
Average Per Game	429.8	228.2
KICK RETURNS: #-Yards	14-310	55-1111
PUNT RETURNS: #-Yards	32-354	10-39
INT RETURNS: #-Yards	19-291	11-73
KICK RETURN AVERAGE	22.1	20.2
PUNT RETURN AVERAGE	11.1	3.9
INT RETURN AVERAGE	15.3	6.6
FUMBLES-LOST	11-5	14-8
PENALTIES-Yards	82-815	75-574
Average Per Game	74.1	52.2
PUNTS-Yards	49-1997	80-3243
Average Per Punt	40.8	40.5
Net punt average	38.3	34.9
KICKOFFS-Yards	76-4671	30-1732
Average Per Kick	61.5	57.7
Net kick average	39.9	36.6
TIME OF POSSESSION/Game	30:24	29:36
3RD-DOWN Conversions	66/152	50/167
3rd-Down Pct	43%	30%
4TH-DOWN Conversions	6/10	7/16
4th-Down Pct	60%	44%
SACKS BY-Yards	43-293	23-129
MISC YARDS	0	0
TOUCHDOWNS SCORED	50	11
FIELD GOALS-ATTEMPTS	15-18	7-10
ON-SIDE KICKS	0-0	0-0
RED-ZONE SCORES	(45-53) 85%	(10-16) 63%
RED-ZONE TOUCHDOWNS	(34-53) 64%	(5-16) 31%
PAT-ATTEMPTS	(48-49) 98%	(10-10) 100%
ATTENDANCE	149047	81555
Games/Avg Per Game	6/24841	5/16311
Neutral Site Games		0/0

Score by Quarters	1st	2nd	3rd	4th	OT	Total
James Madison	57	126	99	113	0	395
Opponents	3	34	20	42	0	99

2017 STATISTICS



2017 JMU Football James Madison Team Game-by-Game (as of Nov 18, 2017) All games



TEAM STATISTICS

		Rushing				Receiving				Passing				Kick Returns				Punt Returns				tot		
Date	Opponent	no.	yds	td	lg	no.	yds	td	lg	cmp	att	int	yds	td	lg	no.	yds	td	lg	no.	yds	td	lg	off
Sep 02	at ECU	42	410	4	85	17	204	1	27	17-24-1	204	1	27	1	14	0	14	1	-1	0	0		614	
Sep 09	ETSU	39	122	1	10	25	304	5	29	25-33-1	304	5	29	2	53	0	31	3	98	1	43		426	
Sep 16	NORFOLK STATE	65	472	7	46	20	256	3	47	20-27-1	256	3	47	2	33	0	21	9	115	0	27		728	
Sep 23	MAINE	43	191	0	49	21	281	4	31	21-31-1	281	4	31	0	0	0	0	5	7	0	3		472	
Sep 30	at Delaware	54	254	1	59	10	93	0	27	10-19-1	93	0	27	1	20	0	20	1	0	0	0		347	
Oct 14	VILLANOVA	30	45	0	8	20	271	2	34	20-28-1	271	2	34	1	27	0	27	5	44	0	24		316	
Oct 21	at William and Mary	50	180	3	27	16	209	1	39	16-28-2	209	1	39	1	32	0	32	3	61	0	42		389	
Oct 28	NEW HAMPSHIRE	45	163	0	30	20	176	2	26	20-27-1	176	2	26	0	0	0	0	2	-2	0	0		339	
Nov 04	at Rhode Island	40	185	1	40	15	163	4	20	15-19-0	163	4	20	2	57	0	31	0	0	0	0		348	
Nov 11	RICHMOND	39	113	2	15	18	229	0	46	18-32-1	229	0	46	3	59	0	28	0	0	0	0		342	
Nov 18	at Elon	35	190	3	23	23	217	0	33	23-32-1	217	0	33	1	15	0	15	3	32	1	6		407	
		482	2325	22	85	205	2403	22	47	205-300-1	2403	22	47	14	310	0	32	32	354	2	43		4728	
Opponents		376	908	4	66	148	1602	4	42	148-323-1	1602	4	42	55	111	1	10	10	39	0	17		2510	

Games: 11 • Avg/rush: 4.8 • Avg/catch: 11.7 • Pass effic: 152.48 • KR avg: 22.1 • PR avg: 11.1 • All purpose avg/game: 516.6 • Total offenses

Date	Opponent	Tackles				Sacks		Fumble		Pass Defense			blkd	PAT Attempts			off		
		ua	a	total	tfl-yds	no	yds	ff	fr-yds	int-yds	qbh	brup	kick	kick	rush	rcv	saf	t/o	pts
Sep 0	at ECU	39	44	83	5.0-14	1	0-6	0	1-0	3--1	7	1	0	4-5	0	0	0	14	34
Sep 0	ETSU	40	16	56	8.0-31	2	0-16	1	0-0	1-2	3	8	0	7-7	0	0	0	7	52
Sep 1	NORFOLK STATE	35	18	53	7.0-29	2	0-14	0	0-0	1-0	1	5	1	10-10	0	0	1	7	75
Sep 2	MAINE	36	40	76	7.0-38	4	0-32	0	0-0	3-24	2	7	0	4-4	0	0	0	7	28
Sep 3	at Delaware	27	30	57	5.0-19	3	0-10	1	2-23	1-5	0	3	0	2-2	0	0	0	10	20
Oct 14	VILLANOVA	43	32	75	11.0-49	6	0-39	1	1-0	2-8	2	5	0	3-3	0	0	0	13	30
Oct 21	at William and Mary	38	22	60	8.0-34	6	0-32	1	2-0	4-178	4	3	0	4-4	0	0	0	33	46
Oct 28	NEW HAMPSHIRE	36	18	54	6.0-32	5	0-30	2	1-2	2-75	4	5	0	3-3	0	0	0	7	21
Nov 0	at Rhode Island	31	30	61	8.0-53	7	0-52	0	1-0	1-0	1	6	0	5-5	0	0	0	7	38
Nov 1	RICHMOND	36	28	64	4.0-27	4	0-27	0	0-0	1-0	3	4	0	2-2	0	0	0	0	20
Nov 1	at Elon	31	56	87	6.0-39	3	0-35	0	0-0	0-0	0	2	1	4-4	0	0	0	0	31
Opponents		392	334	726	75.0-365	43	0-293	6	8-25	19-291	27	49	2	48-49	0	0	1	105	395
Opponents		466	380	846	65.0-226	23	0-129	8	5-33	11-73	10	26	0	10-10	0	1	0	30	99

		Punting										Field Goals			Kickoffs				
Date	Opponent	no.	yds	avg	long	blkd	tb	fc	50+	i20	md-att	long	blkd	no.	yds	avg	tb	ob	
Sep 0	at ECU	4	172	43.0	46	0	0	2	0	2	0-1	0	0	6	371	61.8	0	0	
Sep 0	ETSU	2	82	41.0	49	0	0	0	0	2	1-1	32	0	9	572	63.6	3	0	
Sep 1	NORFOLK STATE	1	38	38.0	38	0	1	0	0	0	1-1	36	0	12	757	63.1	4	0	
Sep 2	MAINE	7	280	40.0	63	0	0	2	1	4	0-0	0	0	5	325	65.0	3	0	
Sep 3	at Delaware	4	174	43.5	53	0	1	1	2	2	2-3	48	0	5	271	54.2	2	0	
Oct 14	VILLANOVA	5	170	34.0	44	0	0	1	0	2	3-3	36	0	7	436	62.3	0	0	
Oct 21	at William and Mary	4	191	47.8	61	0	0	1	1	0	4-4	42	0	10	607	60.7	2	0	
Oct 28	NEW HAMPSHIRE	8	334	41.8	49	0	0	1	0	3	0-1	0	0	4	258	64.5	3	0	
Nov 0	at Rhode Island	4	163	40.8	50	0	0	0	1	1	1-1	42	0	7	400	57.1	2	0	
Nov 1	RICHMOND	4	156	39.0	45	0	1	0	0	0	2-2	36	0	5	305	61.0	0	0	
Nov 1	at Elon	6	237	39.5	51	0	1	0	1	4	1-1	19	0	6	369	61.5	2	0	
		49	1997	40.8	63	0	4	8	6	20	15-18	48	0	76	4671	61.5	21	0	
Opponents		80	3243	40.5	60	2	5	11	12	18	7-10	55	0	30	1732	57.7	13	2	

2017 STATISTICS



2017 JMU Football

James Madison Opponent Game-by-Game (as of Nov 18, 2017)

All games



OPPONENT STATISTICS

		Rushing				Receiving				Passing				Kick Returns				Punt Returns				tot		
Date	Opponent	no.	yds	td	lg	no.	yds	td	lg	cmp	att	int	yds	td	lg	no.	yds	td	lg	no.	yds	td	lg	off
Sep 02	at ECU	30	70	2	11	28	292	0	29	28-53-3	292	0	29	6	132	0	30	1	1	0	1	362		
Sep 09	ETSU	32	57	0	11	12	118	0	38	12-27-1	118	0	38	6	89	0	24	0	0	0	0	175		
Sep 16	NORFOLK STATE	30	43	0	11	7	48	0	17	7-17-1	48	0	17	8	207	1	10	0	0	0	0	91		
Sep 23	MAINE	36	137	1	60	20	162	0	21	20-41-3	162	0	21	2	52	0	27	1	12	0	12	299		
Sep 30	at Delaware	37	140	0	37	7	89	1	30	7-18-1	89	1	30	3	50	0	29	0	0	0	0	229		
Oct 14	VILLANOVA	48	144	0	16	5	30	1	11	5-19-2	30	1	11	7	131	0	29	1	8	0	8	174		
Oct 21	at William and Mary	32	144	1	66	12	154	1	37	12-31-4	154	1	37	8	160	0	27	0	0	0	0	298		
Oct 28	NEW HAMPSHIRE	32	27	0	5	12	166	0	42	12-32-2	166	0	42	1	21	0	21	4	20	0	17	193		
Nov 04	at Rhode Island	32	29	0	12	10	114	0	24	10-22-1	114	0	24	5	93	0	27	1	-3	0	0	143		
Nov 11	RICHMOND	19	20	0	11	27	304	1	25	27-45-1	304	1	25	5	100	0	25	2	1	0	2	324		
Nov 18	at Elon	48	97	0	12	8	125	0	31	8-18-0	125	0	31	4	76	0	24	0	0	0	0	222		
		376	908	4	66	148	1602	4	42	148-323-1	1602	4	42	55	111	1	10	10	39	0	17	2510		
James Madison		482	2325	22	85	205	2403	22	47	205-300-1	2403	22	47	14	310	0	32	32	354	2	43	4728		

Games: 11 • Avg/rush: 2.4 • Avg/catch: 10.8 • Pass effic: 79.80 • KR avg: 20.2 • PR avg: 3.9 • All purpose avg/game: 339.4 • Total offense :

		Tackles				Sacks	Fumble		Pass Defense			blkd	PAT Attempts			off		
Date	Opponent	ua	a	total	tfl-yds	no-yds	ff	fr-yds	int-yds	qbh	brup	kick	kick	rush	rcv	saf	t/o	pts
Sep 0	at ECU	38	34	72	3.0-15	1.0-9	2	1-0	1--3	3	1	0	2-2	0	0	0	7	14
Sep 0	ETSU	42	36	78	5.0-7	1.0-1	0	0-0	1-33	0	2	0	1-1	0	0	0	7	10
Sep 1	NORFOLK STATE	63	34	97	1.0-3	0.0-0	1	1-33	1-11	1	3	0	2-2	0	0	0	7	14
Sep 2	MAINE	47	30	77	6.0-23	3.0-19	1	1-0	1-0	1	3	0	1-1	0	0	0	0	10
Sep 3	at Delaware	32	64	96	8.0-16	2.0-6	1	1-0	1-0	0	4	0	1-1	0	0	0	3	10
Oct 14	VILLANOVA	36	30	66	6.0-32	2.0-19	1	0-0	1-0	0	2	0	0-0	0	1	0	0	8
Oct 21	at William and Mary	50	34	84	8.0-34	3.0-23	0	0-0	2-33	1	3	0	2-2	0	0	0	0	14
Oct 28	NEW HAMPSHIRE	52	24	76	9.0-26	4.0-12	0	0-0	1-0	1	1	0	0-0	0	0	0	0	0
Nov 0	at Rhode Island	35	26	61	9.0-41	3.0-24	0	0-0	0-0	0	3	0	0-0	0	0	0	0	3
Nov 1	RICHMOND	40	30	70	8.0-23	4.0-16	1	1-0	1-0	2	3	0	1-1	0	0	0	6	13
Nov 1	at Elon	31	38	69	2.0-6	0.0-0	1	0-0	1--1	1	1	0	0-0	0	0	0	0	3
James Madison		466	380	846	65.0-226	23.0-129	8	5-33	11-73	10	26	0	10-10	0	1	0	30	99
		392	334	726	75.0-365	43.0-293	6	8-25	19-291	27	49	2	48-49	0	0	1	105	395

		Punting										Field Goals			Kickoffs				
Date	Opponent	no.	yds	avg	long	blkd	tb	fc	50+	i20	md-att	long	blkd	no.	yds	avg	tb	ob	
Sep 0	at ECU	4	197	49.2	58	0	1	0	2	2	0-1	0	0	3	138	46.0	1	1	
Sep 0	ETSU	8	307	38.4	47	0	0	0	0	2	1-1	23	0	3	192	64.0	1	0	
Sep 1	NORFOLK STATE	11	428	38.9	49	1	0	1	0	1	0-0	0	0	4	202	50.5	1	1	
Sep 2	MAINE	9	385	42.8	55	0	1	1	3	3	1-1	40	0	3	166	55.3	2	0	
Sep 3	at Delaware	5	207	41.4	52	0	1	1	1	0	1-1	55	0	3	185	61.7	2	0	
Oct 14	VILLANOVA	8	371	46.4	53	0	0	2	3	1	0-0	0	0	2	128	64.0	1	0	
Oct 21	at William and Mary	7	310	44.3	55	0	0	0	1	2	0-0	0	0	3	192	64.0	2	0	
Oct 28	NEW HAMPSHIRE	9	359	39.9	49	0	0	2	0	3	0-1	0	0	1	65	65.0	1	0	
Nov 0	at Rhode Island	6	221	36.8	49	0	1	2	0	1	1-2	40	0	2	114	57.0	0	0	
Nov 1	RICHMOND	5	163	32.6	40	0	0	2	0	3	2-2	38	0	4	232	58.0	1	0	
Nov 1	at Elon	8	295	36.9	60	1	1	0	2	0	1-1	30	0	2	118	59.0	1	0	
James Madison		80	3243	40.5	60	2	5	11	12	18	7-10	55	0	30	1732	57.7	13	2	
		49	1997	40.8	63	0	4	8	6	20	15-18	48	0	76	4671	61.5	21	0	

2017 STATISTICS



2017 JMU Football James Madison Overall Individual Statistics (as of Nov 18, 2017) All games



Rushing	gp-gs	att	gain	loss	net	avg	td	lg	avg/g
Trai Sharp	11-5	137	702	16	686	5.0	4	59	62.4
Marcus Marshall	10-2	98	496	22	474	4.8	6	70	47.4
Cardon Johnson	3-3	37	351	4	347	9.4	3	85	115.7
Bryan Schor	11-11	100	415	147	268	2.7	6	26	24.4
Percy Agyei-Obese	6-0	34	246	3	243	7.1	1	40	40.5
Taylor Woods	11-1	56	252	12	240	4.3	1	26	21.8
Harry O'Kelly	10-0	2	39	0	39	19.5	0	30	3.9
Cole Johnson	5-0	4	30	7	23	5.8	0	16	4.6
Eric Kirlaw	1-0	3	10	0	10	3.3	0	4	10.0
Hunter Etheridge	11-0	1	1	0	1	1.0	1	1	0.1
John Miller	10-8	4	9	8	1	0.2	0	8	0.1
TEAM	4-0	6	0	7	-7	-1.2	0	0	-1.8
Total	11	482	2551	226	2325	4.8	22	85	211.4
Opponents	11	376	1284	376	908	2.4	4	66	82.5

Passing	gp-gs	effic	comp	att	in	pct	yds	td	lg	avg/g
Bryan Schor	11-11	153.17	192	280	11	68.6	2257	21	46	205.2
Cole Johnson	5-0	141.54	12	19	0	63.2	138	1	47	27.6
Hunter Etheridge	11-0	167.20	1	1	0	100.	8	0	8	0.7
Total	11	152.48	205	300	11	68.3	2403	22	47	218.5
Opponents	11	79.80	148	323	19	45.8	1602	4	42	145.6

Receiving	gp-gs	no.	yds	avg	td	lg	avg/g
Terrence Alls	7-7	33	441	13.4	1	39	63.0
John Miller	10-8	33	355	10.8	1	29	35.5
David Eldridge	11-6	31	414	13.4	4	46	37.6
Ishmael Hyman	10-5	24	379	15.8	4	45	37.9
Riley Stapleton	9-5	19	187	9.8	2	26	20.8
Ezrah Archie	8-2	14	118	8.4	1	31	14.8
Trai Sharp	11-5	12	80	6.7	1	20	7.3
Marcus Marshall	10-2	8	62	7.8	0	16	6.2
Jonathan Klooster	7-6	7	71	10.1	2	22	10.1
Clayton Cheatham	11-1	6	120	20.0	4	47	10.9
Nick Carlton	6-4	6	63	10.5	1	17	10.5
Taylor Woods	11-1	5	49	9.8	1	12	4.5
Braxton Westfield	6-0	4	45	11.2	0	17	7.5
Cardon Johnson	3-3	3	19	6.3	0	10	6.3
Total	11	205	2403	11.7	22	47	218.5
Opponents	11	148	1602	10.8	4	42	145.6

Punt Returns	no.	yds	avg	td	lg
John Miller	18	210	11.7	1	43
D'Angelo Amos	10	118	11.8	1	27
Jimmy Moreland	2	15	7.5	0	14
Bryce Maginley	1	11	11.0	0	0
Terrence Alls	1	0	0.0	0	0
Total	32	354	11.1	2	43
Opponents	10	39	3.9	0	17

Interceptions	no.	yds	avg	td	lg
Jordan Brown	6	69	11.5	0	40
Rashad Robinson	5	145	29.0	1	82
Jimmy Moreland	4	67	16.8	1	38
Raven Greene	3	5	1.7	0	5
Brandon Hereford	1	5	5.0	1	5
Total	19	291	15.3	3	82
Opponents	11	73	6.6	1	33

Kick Returns	no.	yds	avg	td	lg
Marcus Marshall	9	210	23.3	0	32
John Miller	3	53	17.7	0	26
D'Angelo Amos	1	16	16.0	0	16
David Eldridge	1	31	31.0	0	31
Total	14	310	22.1	0	32
Opponents	55	1111	20.2	1	100

Fumble Returns	no.	yds	avg	td	lg
Jimmy Moreland	1	2	2.0	0	2
Andrew Ankrah	1	23	23.0	1	23
Total	2	25	12.5	1	23
Opponents	1	33	33.0	1	33

2017 STATISTICS



2017 JMU Football

James Madison Overall Individual Statistics (as of Nov 18, 2017)

All games



Scoring	td	fg	PAT				dx	saf	pts
			kick	rush	rcv	pass			
Tyler Gray	-	9-11	28-29	-	-	-	-	-	55
Ethan Ratke	-	6-7	20-20	-	-	-	-	-	38
Bryan Schor	6	-	-	-	-	0-1	-	-	36
Marcus Marshall	6	-	-	-	-	-	-	-	36
Trai Sharp	5	-	-	-	-	-	-	-	30
David Eldridge	4	-	-	-	-	-	-	-	24
Clayton Cheatham	4	-	-	-	-	-	-	-	24
Ishmael Hyman	4	-	-	-	-	-	-	-	24
Cardon Johnson	3	-	-	-	-	-	-	-	18
Riley Stapleton	2	-	-	-	-	-	-	-	12
Jonathan Klooster	2	-	-	-	-	-	-	-	12
John Miller	2	-	-	-	-	-	-	-	12
Taylor Woods	2	-	-	-	-	-	-	-	12
Percy Agyei-Obese	1	-	-	-	-	-	-	-	6
Hunter Etheridge	1	-	-	-	-	-	-	-	6
Ezrah Archie	1	-	-	-	-	-	-	-	6
Terrence Alls	1	-	-	-	-	-	-	-	6
Rashad Robinson	1	-	-	-	-	-	-	-	6
Nick Carlton	1	-	-	-	-	-	-	-	6
Brandon Hereford	1	-	-	-	-	-	-	-	6
D'Angelo Amos	1	-	-	-	-	-	-	-	6
Andrew Ankrah	1	-	-	-	-	-	-	-	6
Jimmy Moreland	1	-	-	-	-	-	-	-	6
TEAM	-	-	-	-	-	-	-	1	2
Total	50	15-18	48-49	-	-	0-1	-	1	395
Opponents	11	7-10	10-10	-	1	1-1	-	-	99

Total Offense	g	plays	rush	pass	total	avg/g
Bryan Schor	11	380	268	2257	2525	229.5
Trai Sharp	11	137	686	0	686	62.4
Marcus Marshall	10	98	474	0	474	47.4
Cardon Johnson	3	37	347	0	347	115.7
Percy Agyei-Obese	6	34	243	0	243	40.5
Taylor Woods	11	56	240	0	240	21.8
Cole Johnson	5	23	23	138	161	32.2
Harry O'Kelly	10	2	39	0	39	3.9
Eric Kirlew	1	3	10	0	10	10.0
Hunter Etheridge	11	2	1	8	9	0.8
John Miller	10	4	1	0	1	0.1
TEAM	4	6	-7	0	-7	-1.8
Total	11	782	2325	2403	4728	429.8
Opponents	11	699	908	1602	2510	228.2

Field Goals	fg	pct.	01-19	20-29	30-39	40-49	50-99	lg	blk
Tyler Gray	9-11	81.8	1-1	1-2	5-6	2-2	0-0	48	0
Ethan Ratke	6-7	85.7	1-1	1-1	3-4	1-1	0-0	42	0

FG Sequence	James Madison	Opponents
ECU	35	51
ETSU	(32)	(23)
Norfolk State	(36)	-
Maine	-	(40)
Delaware	(39),28,(48)	(55)
Villanova	(22),(36),(17)	-
William and Mary	(42),(30),(36),(39)	-
New Hampshire	39	42
Rhode Island	(42)	34,(40)
Richmond	(24),(36)	(38),(36)
Elon	(19)	(30)

Punting	no.	yds	avg	lg	tb	fc	i20	50+	blk
Harry O'Kelly	37	1514	41.1	63	4	3	15	5	0
Jeremiah McBride	10	425	42.5	61	0	5	3	1	0
Bryan Schor	2	53	26.5	33	0	0	2	0	0
Total	49	1994	40.8	63	4	8	20	6	0
Opponents	80	324	40.5	60	5	11	18	12	2

Kickoffs	no.	yds	avg	tb	ob	retn	net yd	ln
Tyler Gray	45	277	61.7	12	0			
Ethan Ratke	31	189	61.2	9	0			
Total	76	467	61.5	21	0	20.2	39.9	25
Opponents	30	173	57.7	13	2	22.1	36.6	28

Numbers in (parentheses) indicate field goal was made.

2017 STATISTICS



2017 JMU Football James Madison Overall Individual Statistics (as of Nov 18, 2017) All games



All Purpose	g	rush	rcv	pr	kr	ir	total	avg/g
Trai Sharp	11	686	80	0	0	0	766	69.6
Marcus Mars	10	474	62	0	210	0	746	74.6
John Miller	10	1	355	210	53	0	619	61.9
David Eldridg	11	0	414	0	31	0	445	40.5
Terrence Alls	7	0	441	0	0	0	441	63.0
Ishmael Hym	10	0	379	0	0	0	379	37.9
Cardon John	3	347	19	0	0	0	366	122.0
Taylor Wood	11	240	49	0	0	0	289	26.3
Bryan Schor	11	268	0	0	0	0	268	24.4
Percy Agyei-	6	243	0	0	0	0	243	40.5
Riley Stapleto	9	0	187	0	0	0	187	20.8
Rashad Robi	11	0	0	0	0	145	145	13.2
D'Angelo Am	11	0	0	118	16	0	134	12.2
Clayton Chea	11	0	120	0	0	0	120	10.9
Ezrah Archie	8	0	118	0	0	0	118	14.8
Jimmy Morel	11	0	0	15	0	67	82	7.5
Jonathan Klo	7	0	71	0	0	0	71	10.1
Jordan Brown	11	0	0	0	0	69	69	6.3
Nick Carlton	6	0	63	0	0	0	63	10.5
Braxton West	6	0	45	0	0	0	45	7.5
Harry O'Kelly	10	39	0	0	0	0	39	3.9
Cole Johnson	5	23	0	0	0	0	23	4.6
Bryce Maginl	11	0	0	11	0	0	11	1.0
Eric Kirlew	1	10	0	0	0	0	10	10.0
Raven Green	11	0	0	0	0	5	5	0.5
Brandon Her	7	0	0	0	0	5	5	0.7
Hunter Etheri	11	1	0	0	0	0	1	0.1
TEAM	4	-7	0	0	0	0	-7	-1.8
Total	11	2325	2403	354	310	291	5683	516.6
Opponents	11	908	1602	39	1111	73	3733	339.4

2017 STATISTICS



2017 JMU Football James Madison Overall Defensive Statistics (as of Nov 18, 2017) All games



#	Defensive Leaders	gp-gs	Tackles				Sacks	Pass defense			Fumbles		blkd	
			ua	a	tot	tfl/yds		int-yds	brup	qbh	rcv-yds	ff	kick	saf
9	Kyre Hawkins	11-10	36	42	78	10.5-44	7.0-39	.	8	1
44	Jordan Brown	11-11	28	31	59	3.5-18	2.5-16	6-69	4	1
5	Raven Greene	11-11	27	30	57	1.5-2	.	3-5	4	.	1-0	1	.	.
94	Cornell Urquhart	11-11	22	25	47	7.5-38	3.5-28	.	1	3
6	Jimmy Moreland	11-9	31	14	45	.	.	4-67	10	.	2-2	.	.	.
93	Andrew Ankrah	11-11	26	19	45	13.5-52	7.5-37	.	1	2	2-23	2	.	.
26	Curtis Oliver	10-10	30	14	44	2.5-15	1.0-9	.	5	1
49	Brandon Hereford	7-5	19	21	40	4.0-24	4.0-22	1-5	2	2	1-0	.	.	.
47	Darrious Carter	11-11	22	17	39	9.0-50	5.5-43	.	.	7	2-0	1	.	.
74	Simeyon Robinson	11-11	15	23	38	9.0-53	4.5-42	.	3	1
3	Gus Little	9-5	17	16	33	.	.	.	1
22	Rashad Robinson	11-6	23	10	33	0.5-4	0.5-4	5-145	4	2	.	1	.	.
52	Landan Word	10-1	13	10	23	1.0-1	1.0-1	.	1	.	.	1	.	.
15	Ron'Dell Carter	11-0	12	8	20	7.0-42	4.0-38	.	2	4
11	Bryce Maginley	11-9	7	7	14	1.5-1	1	.
54	Kelvin Azanama	9-0	6	7	13	0.5-1
24	D'Angelo Amos	11-0	5	5	10	1	.
30	Wesley McCormick	11-0	7	3	10	.	.	.	1
46	David Ezeagwu	9-0	6	4	10	2.0-11	1.0-5	.	.	1
38	Mike Cobbs	11-0	6	2	8
2	Dimitri Holloway	1-0	2	4	6	0.5-0	.	.	.	1
21	Adam Smith	10-0	2	3	5
59	Daniel Caracciolo	11-0	3	1	4
34	Justin Bethea	7-0	.	4	4
35	Taurus Carroll	9-0	4	.	4	.	.	.	1
95	Adeeb Atariwa	11-0	2	2	4
37	Clayton Cheatham	11-1	1	3	4
36	Robert Carter Jr.	4-0	2	2	4
97	John Daka	7-0	2	2	4	1.0-9	1.0-9	.	1
20	Taylor Woods	11-1	2	1	3
64	Mike Greene	5-0	.	2	2	1
96	Ryan Etheridge	3-0	1	1	2
18	Tabb Patrick	3-0	2	.	2
27	Pat Kagel	1-0	2	.	2
31	Percy Agyei-Obese	6-0	1	.	1
28	Grant Westbrook	10-0	.	1	1
19	David Eldridge	11-6	1	.	1
55	Nick Edwards	7-7	1	.	1
1X	Trey Wilson	3-0	1	.	1
10	Riley Stapleton	9-5	1	.	1
7	Terrence Alls	7-7	1	.	1
8	John Miller	10-8	1	.	1
13	Ishmael Hyman	10-5	1	.	1
75	Michael Faulkner	3-0	1	.	1
TM	TEAM	4-0	1
Total		11	392	334	726	75-365	43-293	19-291	49	27	8-25	6	2	1
Opponents		11	466	380	846	65-226	23-129	11-73	26	10	5-33	8	.	.

2017 STATISTICS



2017 JMU Football James Madison Game Superlatives (as of Nov 18, 2017) All games



INDIVIDUAL GAME HIGHS

Rushes	36	Trai Sharp at Delaware (Sep 30, 2017)
Yards Rushing	265	Cardon Johnson at ECU (Sep 02, 2017)
TD Rushes	3	Bryan Schor at Elon (Nov 18, 2017)
Long Rush	85	Cardon Johnson at ECU (Sep 02, 2017)
Pass attempts	33	Bryan Schor vs ETSU (Sep 09, 2017)
Pass completions	25	Bryan Schor vs ETSU (Sep 09, 2017)
Yards Passing	304	Bryan Schor vs ETSU (Sep 09, 2017)
TD Passes	5	Bryan Schor vs ETSU (Sep 09, 2017)
Long Pass	47	Cole Johnson vs Norfolk State (Sep 16, 2017)
Receptions	8	Riley Stapleton vs ETSU (Sep 09, 2017)
	8	Ezrah Archie vs Maine (Sep 23, 2017)
Yards Receiving	113	Terrence Alls at William and Mary (Oct 21, 2017)
TD Receptions	2	Riley Stapleton vs ETSU (Sep 09, 2017)
	2	Ishmael Hyman vs ETSU (Sep 09, 2017)
Long Reception	47	Clayton Cheatham vs Norfolk State (Sep 16, 2017)
Field Goals	3	Tyler Gray vs Villanova (Oct 14, 2017)
Long Field Goal	48	Tyler Gray at Delaware (Sep 30, 2017)
Punts	8	Harry O'Kelly vs New Hampshire (Oct 28, 2017)
Punting Avg	49.0	Harry O'Kelly vs ETSU (Sep 09, 2017)
	49.0	Jeremiah McBride at William and Mary (Oct 21, 2017)
Long Punt	63	Harry O'Kelly vs Maine (Sep 23, 2017)
Punts inside 20	4	Harry O'Kelly at Elon (Nov 18, 2017)
Long Punt Return	43	John Miller vs ETSU (Sep 09, 2017)
Long Kickoff Return	32	Marcus Marshall at William and Mary (Oct 21, 2017)
Tackles	13	Kyre Hawkins at ECU (Sep 02, 2017)
Sacks	2.0	Kyre Hawkins vs Maine (Sep 23, 2017)
	2.0	Kyre Hawkins vs Villanova (Oct 14, 2017)
	2.0	Simeyon Robinson vs New Hampshire (Oct 28, 2017)
Tackles For Loss	3.0	Kyre Hawkins vs Villanova (Oct 14, 2017)
Interceptions	2	Rashad Robinson at ECU (Sep 02, 2017)
	2	Jordan Brown at William and Mary (Oct 21, 2017)

2017 STATISTICS



2017 JMU Football James Madison Game Superlatives (as of Nov 18, 2017) All games



TEAM GAME HIGHS

Rushes	65	vs Norfolk State (Sep 16, 2017)
Yards Rushing	472	vs Norfolk State (Sep 16, 2017)
Yards Per Rush	9.8	at ECU (Sep 02, 2017)
TD Rushes	7	vs Norfolk State (Sep 16, 2017)
Pass attempts	33	vs ETSU (Sep 09, 2017)
Pass completions	25	vs ETSU (Sep 09, 2017)
Yards Passing	304	vs ETSU (Sep 09, 2017)
Yards Per Pass	9.7	vs Villanova (Oct 14, 2017)
TD Passes	5	vs ETSU (Sep 09, 2017)
Total Plays	92	vs Norfolk State (Sep 16, 2017)
Total Offense	728	vs Norfolk State (Sep 16, 2017)
Yards Per Play	9.3	at ECU (Sep 02, 2017)
Points	75	vs Norfolk State (Sep 16, 2017)
Sacks By	7	at Rhode Island (Nov 04, 2017)
First Downs	39	vs Norfolk State (Sep 16, 2017)
Penalties	14	at ECU (Sep 02, 2017)
Penalty Yards	172	at ECU (Sep 02, 2017)
Turnovers	2	at ECU (Sep 02, 2017)
	2	vs Norfolk State (Sep 16, 2017)
	2	vs Maine (Sep 23, 2017)
	2	at Delaware (Sep 30, 2017)
	2	at William and Mary (Oct 21, 2017)
	2	vs Richmond (Nov 11, 2017)
Interceptions By	4	at William and Mary (Oct 21, 2017)
Punts	8	vs New Hampshire (Oct 28, 2017)
Punting Avg	47.8	at William and Mary (Oct 21, 2017)
Long Punt	63	vs Maine (Sep 23, 2017)
Punts inside 20	4	vs Maine (Sep 23, 2017)
	4	at Elon (Nov 18, 2017)
Long Punt Return	43	vs ETSU (Sep 09, 2017)

2017 STATISTICS



2017 JMU Football James Madison Game Superlatives (as of Nov 18, 2017) All games



OPPONENT INDIVIDUAL GAME HIGHS

Rushes	24	Mack, Josh, vs Maine (Sep 23, 2017)
Yards Rushing	144	Mack, Josh, vs Maine (Sep 23, 2017)
TD Rushes	1	SCOTT, Derrell, at ECU (Sep 02, 2017)
	1	PINNIX, Darius, at ECU (Sep 02, 2017)
	1	Mack, Josh, vs Maine (Sep 23, 2017)
	1	Noah Giles, at William and Mary (Oct 21, 2017)
Long Rush	66	Noah Giles, at William and Mary (Oct 21, 2017)
Pass attempts	44	Kyle Lauletta, vs Richmond (Nov 11, 2017)
Pass completions	27	Kyle Lauletta, vs Richmond (Nov 11, 2017)
Yards Passing	304	Kyle Lauletta, vs Richmond (Nov 11, 2017)
TD Passes	1	Joe Walker, at Delaware (Sep 30, 2017)
	1	McCloskey, K., vs Villanova (Oct 14, 2017)
	1	Tommy McKee, at William and Mary (Oct 21, 2017)
	1	Kyle Lauletta, vs Richmond (Nov 11, 2017)
Long Pass	42	Knight,Trevor, vs New Hampshire (Oct 28, 2017)
Receptions	12	Tyler Wilkins, vs Richmond (Nov 11, 2017)
Yards Receiving	180	Tyler Wilkins, vs Richmond (Nov 11, 2017)
TD Receptions	1	Jamie Jarmon, at Delaware (Sep 30, 2017)
	1	Summers, T., vs Villanova (Oct 14, 2017)
	1	Jordan Lowery, at William and Mary (Oct 21, 2017)
	1	Tyler Wilkins, vs Richmond (Nov 11, 2017)
Long Reception	42	Presely,Kieran, vs New Hampshire (Oct 28, 2017)
Field Goals	2	Griffin Trau, vs Richmond (Nov 11, 2017)
Long Field Goal	55	Frank Raggo, at Delaware (Sep 30, 2017)
Punts	10	GOETTIE,Taylor, vs Norfolk State (Sep 16, 2017)
Punting Avg	49.2	BARNES, Austin, at ECU (Sep 02, 2017)
Long Punt	60	H. Stephenson, at Elon (Nov 18, 2017)
Punts inside 20	3	Deoul, Derek, vs Maine (Sep 23, 2017)
	3	Pedinoff,Max, vs New Hampshire (Oct 28, 2017)
	3	D.J. Helkowski, vs Richmond (Nov 11, 2017)
Long Punt Return	17	Horn,Evan, vs New Hampshire (Oct 28, 2017)
Long Kickoff Return	100	TAYLOR,Marcus, vs Norfolk State (Sep 16, 2017)
Tackles	14	WILLIAMS, Jrdn, at ECU (Sep 02, 2017)
Sacks	2.5	Sheffield, Ster, vs Maine (Sep 23, 2017)
	2.5	T. Wilson, at Rhode Island (Nov 04, 2017)
Tackles For Loss	3.5	Kuehl,Jared, vs New Hampshire (Oct 28, 2017)
Interceptions	1	FULP, Bobby, at ECU (Sep 02, 2017)
	1	D. Williams, vs ETSU (Sep 09, 2017)
	1	CHANDLER,Aaron, vs Norfolk State (Sep 16, 2017)
	1	Sheffield, Ster, vs Maine (Sep 23, 2017)
	1	Troy Reeder, at Delaware (Sep 30, 2017)
	1	Amos, J., vs Villanova (Oct 14, 2017)
	1	Mike Barta, at William and Mary (Oct 21, 2017)
	1	Aaron Swinton, at William and Mary (Oct 21, 2017)
	1	Horn,Evan, vs New Hampshire (Oct 28, 2017)
	1	Tafon Mainsah, vs Richmond (Nov 11, 2017)
	1	C. Christiansen, at Elon (Nov 18, 2017)

2017 STATISTICS



2017 JMU Football James Madison Game Superlatives (as of Nov 18, 2017) All games



OPPONENT TEAM GAME HIGHS

Rushes	48	vs Villanova (Oct 14, 2017)
	48	at Elon (Nov 18, 2017)
Yards Rushing	144	vs Villanova (Oct 14, 2017)
	144	at William and Mary (Oct 21, 2017)
Yards Per Rush	4.5	at William and Mary (Oct 21, 2017)
TD Rushes	2	at ECU (Sep 02, 2017)
Pass attempts	53	at ECU (Sep 02, 2017)
Pass completions	28	at ECU (Sep 02, 2017)
Yards Passing	304	vs Richmond (Nov 11, 2017)
Yards Per Pass	6.9	at Elon (Nov 18, 2017)
TD Passes	1	at Delaware (Sep 30, 2017)
	1	vs Villanova (Oct 14, 2017)
	1	at William and Mary (Oct 21, 2017)
	1	vs Richmond (Nov 11, 2017)
Total Plays	83	at ECU (Sep 02, 2017)
Total Offense	362	at ECU (Sep 02, 2017)
Yards Per Play	5.1	vs Richmond (Nov 11, 2017)
Points	14	at ECU (Sep 02, 2017)
	14	vs Norfolk State (Sep 16, 2017)
	14	at William and Mary (Oct 21, 2017)
Sacks By	4	vs New Hampshire (Oct 28, 2017)
	4	vs Richmond (Nov 11, 2017)
First Downs	28	at ECU (Sep 02, 2017)
Penalties	14	at Rhode Island (Nov 04, 2017)
Penalty Yards	114	at Rhode Island (Nov 04, 2017)
Turnovers	6	at William and Mary (Oct 21, 2017)
Interceptions By	2	at William and Mary (Oct 21, 2017)
Punts	11	vs Norfolk State (Sep 16, 2017)
Punting Avg	49.2	at ECU (Sep 02, 2017)
Long Punt	60	at Elon (Nov 18, 2017)
Punts inside 20	3	vs Maine (Sep 23, 2017)
	3	vs New Hampshire (Oct 28, 2017)
	3	vs Richmond (Nov 11, 2017)
Long Punt Return	17	vs New Hampshire (Oct 28, 2017)



Mike Houston was hired as James Madison University's seventh head football coach on January 18, 2016.

In his first season at the helm, he guided the Dukes to heights they hadn't seen in over a decade, winning the program's second-ever national championship.

JMU finished the 2016 season with a 14-1 record, setting a program record for wins. The Dukes won their final 12 games to end the year with the longest active win streak in all of Division I. During the regular season, Houston led JMU to a perfect 8-0 mark in Colonial Athletic Association play to clinch the outright conference title. It was the second time the Dukes went unbeaten in league play and won the CAA outright.

After going 10-1 in the regular season, JMU earned the No. 4 seed for the FCS playoffs and a first-round bye. The Dukes notched convincing victories at home against New Hampshire (55-22) and previously-unbeaten Sam Houston State (65-7) before conquering five-time defending national champion North Dakota State (27-17) in the national semifinals in Fargo, N.D. The win at NDSU ended the Bison's 22-game playoff win streak and a string of 18 straight home playoff wins.

On Jan. 7, 2017, JMU completed its title run with a 28-14 triumph against Youngstown State in the national championship game at Toyota Stadium in Frisco, Texas. Khalid Abdullah was named the Most Outstanding Player for the championship, and the Dukes limited a strong run team in YSU to only 21 rushing yards in the win.

Houston reeled in numerous accolades in 2016, as he was named the American Football Coaches Association FCS National Coach of the Year. He also earned AFCA Region 1 Coach of the Year for the second straight year and was voted Colonial Athletic Association Coach of the Year, marking the fifth time in his six-year head coaching career that he was tabbed his conference's top coach. Houston reeled in a pair of state coach of the year accolades, as he was named the Bobby Ross Coach of the Year by the Touchdown Club of Richmond and was voted Virginia Sports Information Directors University Division Coach of the Year. He was also presented with with Bob Ford FCS Coach of the year from the Metro New York Football Writers, the Washington Metro College Coach of the Year from the DC Touchdown Club and the J. Roy Rodman Award from the Norfolk Sports Club.

HEAD COACH MIKE HOUSTON

He coached 14 players to All-CAA status, which included Bryan Schor being named CAA Offensive Player of the Year and Rashard Davis being recognized as CAA Special Teams Player of the Year. JMU had 10 of those 14 make the All-CAA First Team, while seven of the 14 eventually became All-Americans. That list included Abdullah, Schor, Davis, Raven Greene, Mitchell Kirsch, Taylor Reynolds and Aaron Stinnie.

JMU set several conference records, including marks for scoring (700), rushing offense (4,125), total offense (7,612) and first downs (380). Nationally, JMU led the FCS in winning percentage (93.3%), completion percentage (70.8%), team pass efficiency (181.69), first downs (380), defensive interceptions (21) and punt return average (26.65).

The Dukes also ranked second in scoring (46.7), fourth in third down conversions (50%), fifth in both rushing (275.0) and turnovers gained (30), sixth in fumbles lost (4), eighth in turnover margin (1.13) and 10th in turnovers lost (13). Offensively, JMU produced 18 100-yard rushing performances from it strong rushing attack, including Abdullah, who had a team-high 11 games with more than 100 yards.

Defensively, JMU saw a drastic improvement from the previous two seasons, as it ranked 17th in scoring defense (21.2) and 30th in total defense (344.3). The Dukes allowed 7.5 fewer points per game this season and nearly 60 yards fewer per outing from 2015 to 2016. JMU forced seven more turnovers and nearly doubled its interception production, going from 11 in 2015 to a nation-leading 21 in 2016.

During conference play, JMU completed its road gauntlet with victories at Maine, New Hampshire, Richmond and Villanova. Those four teams finished second through fifth in the CAA standings and three made the postseason in UNH, UR and VU. It was JMU's first win at New Hampshire since 2006 and the first at Villanova since 2008.

Possessing 10 years of collegiate coaching experience, including five as a head coach, Houston came to Harrisonburg after serving two years as head coach at The Citadel (2014-15). He led the Bulldogs to a 14-11 record in his two seasons and is the only coach in The Citadel's history to win a Southern Conference championship within his first two seasons.

Houston's offense produced 27 individual 100-yard rushing performances, including a program-record 14 in 2015. The 27 100-yard rushers was a two-year record for The Citadel.

In 2015, he guided the Bulldogs to the program's fourth winning season since 1995 with a 9-4 record and a share of the 2015 SoCon title. The Citadel boasted a conference-best +117 scoring margin, including a +100 edge during league play, and Houston went on to be named SoCon Coach of the Year and AFCA Region 2 Coach of the Year. They also defeated Southeastern Conference member South Carolina 23-22 in the regular-season finale and advanced to the second round of the FCS playoffs after upsetting ninth-ranked Coastal Carolina.

In the first-round playoff victory, Houston's run game broke a school record with four 100-yard rushers as it piled up 524 yards on the ground, the most in a NCAA playoff game since 2012 and the second-highest in 2015 for FCS, only behind the Bulldogs' nation-best 535 rushing yards in the season opener.

The Citadel broke school records for all-purpose yards, total offense, rushing yards and interception return yards. The Bulldogs led the nation with a school-record 515 interception return yards and five interception return touchdowns. The Citadel led the Southern and ranked second nationally with 346.9 rushing yards per game, an average of 17.21 yards per completion and just 0.62 sacks allowed per game. The Bulldogs also led the league in interceptions, tackles for loss allowed, turnovers forced, yards per rush, rushing touchdowns, punt return defense, passing touchdowns allowed, fumble recoveries, third-down defense, tackles for loss and kickoff return defense.

Four players earned All-America status and 13 garnered All-Southern Conference honors. Senior defensive lineman Mitchell Jeter was named the SoCon Defensive Player of the Year and junior defensive lineman Joe Crochet was The Citadel's first CoSIDA First Team Academic All-American since 1989.

In his first season at the helm, he led the Bulldogs to a 5-7 record, which was tied for the second-highest win total for a first-year coach at The Citadel. Three of the Bulldogs' losses came by a total of nine points, including two in the final seconds. The Citadel rushed for over 4,166 yards, ranking third-best in single-season program history, and their 347.2 rushing averaged led the SoCon and ranked second nationally.

Prior to The Citadel, Houston was head coach at Lenoir-Rhyne, an NCAA Division II school in the South Atlantic Conference, for three seasons. He accumulated a 29-8 record at the helm and directed the Bears to three consecutive SAC championships, a stretch that included a school-record 13 wins in his final year. Houston was named SAC Coach of the Year each season and was also the Don Hansen Super Region II Coach of the Year in 2013. In his final season at LRU, the Bears advanced to the Division II national championship game and ranked No. 2 in the final polls.

Before his elevation to head coach, Houston served as Lenoir-Rhyne's defensive coordinator and secondary coach from 2007-10. He spent the 2006 year as associate head coach and defensive coordinator at Brevard College.

Houston began his coaching career in the high school ranks. He coached for a decade at T.C. Roberson High School in Asheville, N.C., including the last five as head coach, where he went 42-18 and guided the team to its first-ever conference championship. He spent his first five seasons at T.C. Roberson as the defensive coordinator after leading the defense at Forbush High School in East Bend, N.C. in his first two years out of college.

Houston is a 1994 graduate of Mars Hill University, where he played tight end for the Lions and earned a bachelor's degree in biology. In 2014, Houston was inducted into the Franklin High School Athletic Hall of Fame.

He is married to the former Amanda Owen and they have two sons, Owen Michael and Reid Wilson.

THE HOUSTON COACHING FILE

Season	School	Position	Record / Conf.	Postseason
2011	Lenoir-Rhyne	Head Coach	7-3 / 6-1	
2012	Lenoir-Rhyne	Head Coach	9-3 / 6-1	NCAA Division II Second Round
2013	Lenoir-Rhyne	Head Coach	13-2 / 7-0	NCAA Division II Title Game
2014	The Citadel	Head Coach	5-7 / 3-4	
2015	The Citadel	Head Coach	9-4 / 6-1	FCS Second Round
2016	James Madison	Head Coach	14-1 / 8-0	NCAA Division I National Champion
2017	James Madison	Head Coach	11-0 / 8-0	
Totals		7 seasons	68-20 / 44-7	
Seasons	School	Position		
1994-95	Forbush HS	Defensive Coordinator		
1996-00	T.C. Roberson HS	Defensive Coordinator		
2001-05	T.C. Roberson HS	Head Coach		
2006	Brevard College	Defensive Coordinator		
2007-10	Lenoir-Rhyne	Defensive Coordinator		

HOUSTON vs. 2017 OPPONENTS

School	W-L	Last Meeting (Result)
East Carolina	1-0	9/2/17 (W, 34-14)
ETSU	1-0	9/9/17 (W, 52-10)
Norfolk State	1-0	9/16/17 (W, 75-14)
Maine	2-0	9/23/17 (W, 28-10)
Delaware	2-0	9/30/17 (W, 20-10)
Villanova	2-0	10/14/17 (W, 30-8)
William & Mary	2-0	10/21/17 (W, 46-14)
New Hampshire	3-0	10/28/17 (W, 21-0)
Rhode Island	2-0	11/4/17 (W, 38-3)
Richmond	2-0	11/11/17 (W, 20-13)
Elon	2-0	11/18/17 (W, 31-3)
Stony Brook	0-0	First Meeting



THE LAST TIME...



TEAM

JMU Played a FBS Team

Won 34-14 at ECU 9/2/17

JMU Beat a FBS Team

Won 34-14 at ECU 9/2/17

Overtime Game

Lost 30-23 vs. Delaware 9/27/14

Multiple-Overtime Game

Won 27-26 (2OT) vs. William & Mary 10/13/12

Scored 50 Points

JMU: JMU 75, Norfolk State 14 9/16/17

Opponent: North Carolina 56, JMU 28 9/17/16

Shutout

JMU: JMU 21, New Hampshire 0 10/28/17

FBS Opponent: Virginia Tech 43, JMU 0 9/6/03

FCS Opponent: Villanova 27, JMU 0 10/17/09

300 Yards Rushing

JMU: 472 vs. Norfolk State 9/16/17

Opponent: 312 vs. Delaware 10/1/16

300 Yards Passing

JMU: 304 vs. ETSU 9/9/17

Opponent: 304 vs. Richmond 11/11/17

400 Yards Passing

JMU: 408 vs. New Hampshire 12/3/16

Opponent: 435 at Richmond 11/5/16

300 Yards Rushing & Passing

JMU: 362/337 vs. Elon 11/19/16

Opponent: Never

500 Yards Total Offense

JMU: 728 vs. Norfolk State 9/16/17

Opponent: 551 at Richmond 11/5/16

600 Yards Total Offense

JMU: 728 vs. Norfolk State 9/16/17

Opponent: 635 at North Carolina 9/17/16

700 Yards Total Offense

JMU: 728 vs. Norfolk State 9/16/17

Opponent: 720 vs. Richmond 10/24/15

No Sacks Allowed

JMU: at Elon 11/18/17

Opponent: vs. Elon 11/19/16

Safety By

JMU: vs. West Virginia 9/15/12

Opponent: vs. Norfolk State 9/16/17

Scored Two Defensive TDs

JMU: vs. Rhode Island (2 IR) 10/29/16

Opponent: at Northeastern (IR, FR) 11/23/02

No Punts

JMU: at Richmond 11/5/16

Opponent: at Virginia Tech 9/11/10

INDIVIDUAL

150 Yards Rushing

JMU: Trai Sharp (185) at Delaware 9/30/17

Opponent: Zach Bednarczyk (157) vs. Villanova 11/21/15

200 Yards Rushing

JMU: Cardon Johnson (265) at ECU 9/2/17

Opponent: Jacobi Green (236) vs. Richmond 10/24/15

Two 100-Yard Rushers

JMU: Sharp (130), Agyei-Obese (103) vs. NSU 9/16/17

Opponent: Thompson (120), McGraw (109) vs. UD 10/18/97

Three 100-Yard Rushers

JMU: Schor (129), Sharp (110), Johnson (104) vs. Morehead 9/3/16

2nd time ever - previous 9/5/15 vs. MSU

300 Yards Passing

JMU: Bryan Schor (304) vs. ETSU 9/9/17

Opponent: Kyle Lauletta (435) at Richmond 11/5/16

400 Yards Passing

JMU: Vad Lee (433) at Richmond 11/15/14

Opponent: Kyle Lauletta (435) at Richmond 11/5/16

Three TD Passes

JMU: Bryan Schor (4) at Rhode Island 11/4/17

Opponent: Kyle Lauletta (5) at Richmond 11/5/16

Four TD Passes

JMU: Bryan Schor (4) at Rhode Island 11/4/17

Opponent: Kyle Lauletta (5) at Richmond 11/5/16

300 Yards Total Offense

JMU: Bryan Schor (330) vs. ETSU 9/9/17

Opponent: Kyle Lauletta (413) at Richmond 11/5/16

400 Yards Total Offense

JMU: Vad Lee (418) vs. Richmond 10/24/15

Opponent: Kyle Lauletta (413) at Richmond 11/5/16

QB Ran/Threw For 100 Yards

JMU: Bryan Schor (209/103) vs. Delaware 10/1/16

Opponent: Armanti Edwards (109/142) vs. App. State 9/20/08

10 Receptions

JMU: D.D. Boxley (11) at Maine 10/16/04

Opponent: Tyler Wilkins (12) vs. Richmond 11/11/17



THE LAST TIME...



100 Yards Receiving

JMU: Terrence Alls (113) at William & Mary 10/21/17
Opponent: Tyler Wilkins (180) vs. Richmond 11/11/17

150 Yards Receiving

JMU: Brandon Ravenel (155) vs. New Hampshire 12/3/16
Opponent: Tyler Wilkins (180) vs. Richmond 11/11/17

300 All-Purpose Yards

JMU: Griff Yancey (323) at Delaware 11/3/07
Opponent: Stephan Lewis (305) vs. New Hampshire 9/7/02

150 Yards On Kickoff Returns

JMU: Charles Tutt (153) at Towson 10/10/15
Opponent: Marcus Taylor (199) vs. Norfolk State 9/16/17

100 Yards On Punt Returns

JMU: Cortez Thompson (105) vs. Delaware 11/6/04
Opponent: DeAngelo Hall (105) at Virginia Tech 9/6/03

50-Yard Run

JMU: Trai Sharp (59) at Delaware 9/30/17
Opponent: Zach Bednarczyk (56-TD) at Villanova 11/12/16

50-Yard Pass

JMU: B. Schor to D. Taylor (64) vs. Sam Houston 12/9/16
Opponent: E. Stick to C. Morlock (51) at N. Dakota State 12/16/16

50-Yard Kickoff Return

JMU: Brandon Ravenel (86-TD) vs. New Hampshire 12/3/16
Opponent: Marcus Taylor (100-TD) vs. Norfolk State 9/16/17

50-Yard Punt Return

JMU: Rashard Davis (72-TD) vs. Sam Houston 12/9/16
Opponent: Justin Bell (75) at Eastern Kentucky 11/26/11

50-Yard Field Goal

JMU: Jason Pritchard (51) at Richmond 10/11/08
Opponent: Frank Raggo (55) at Delaware 9/30/17

50-Yard Interception Return

JMU: Rashad Robinson (82) vs. UNH 10/28/17
Opponent: Jabari Marshall (67) at Duke 8/30/08

60-Yard Punt

JMU: Jeremiah McBride (61) at W&M 10/21/17
Opponent: Hunter Stephenson (60) at Elon 11/18/17

Kickoff Return For TD

JMU: Brandon Ravenel (86) vs. New Hampshire 12/3/16
Opponent: Marcus Taylor (100) vs. Norfolk State 9/16/17

Punt Return For TD

JMU: D'Angelo Amos (6) at Elon 11/18/17
Opponent: Kendell Anderson (2) vs. William & Mary 11/1/14

Interception Return For TD

JMU: Rashad Robinson (82) vs. UNH 10/28/17
Opponent: Domenique Williams (33) vs. ETSU 9/9/17

Punt Blocked By

JMU: D'Angelo Amos at Elon 11/18/17
Opponent: Solomon Warfield vs. Youngstown State 1/7/17

Punt Blocked For TD By

JMU: D'Angelo Amos at Elon 11/18/17
Opponent: Kendell Anderson vs. William & Mary 11/1/14

PAT Blocked By

JMU: Simeyon Robinson at New Hampshire 10/15/16
Opponent: Winston Craig at Richmond 11/5/16

Field Goal Try Blocked By

JMU: Cornell Urquhart at Villanova 11/12/16
Opponent: Blaine Woodson at Delaware 11/14/15

Field Goal Try Blocked By For TD

JMU: R. McCarter/T. Townsend vs. Villanova 9/28/02
Opponent: Never

Defensive PAT

JMU: Vidal Nelson vs. Towson 11/29/09
Opponent: DeAndre Houston-Carson at W&M 10/31/15

Fumble Return For TD

JMU: Andrew Ankrah (23) at Delaware 9/30/17
Opponent: Nhyre' Quinerly (33) vs. Norfolk State 9/16/17

Defensive Fumble Recovery For TD

JMU: Scott Baxter at Shippensburg 11/12/83
Opponent: Jon Oosterhuis at New Hampshire 9/8/01

Three Sacks

JMU: Andrew Ankrah (3.5) at SMU 9/26/15
Opponent: Eric Wright (3.0) vs. Richmond 10/12/13



Game

Rushing Yards

1.	276	Vad Lee at SMU (9/26/15)
1.	265	Cardon Johnson at ECU (9/2/17)
3.	264	Warren Marshall vs. William & Mary (10/25/86)
4.	251	Dae'Quan Scott at Massachusetts (11/19/11)
5.	247	Warren Marshall at Liberty (9/22/84)
6.	241	Curtis Keaton vs. Villanova (9/19/98)
7.	240	Kelvin Jeter vs. Troy State (11/26/94)
8.	237	Curtis Keaton vs. Connecticut (10/23/99)
9.	216	Ron Stith vs. California (Pa.) (10/9/76)
10	213	Jordan Anderson vs. Maine (10/8/11)

Rushing Attempts

1.	38	Curtis Keaton at Delaware (11/21/98)
2.	36	Trai Sharp at Delaware (9/30/17)
	36	Raymond Hines vs. William & Mary (11/13/04)
	36	Kelvin Jeter vs. William & Mary (10/12/96)
5.	35	Curtis Keaton vs. Villanova (9/19/98)
	35	Kenny Sims at Central Florida (11/14/92)
7.	34	Curtis Keaton vs. South Florida (10/30/99)
	34	Curtis Keaton at New Hampshire (9/18/99)
	34	Anthony Moore vs. Rhode Island (11/15/97)
10.	33	Khalid Abdullah at Villanova (11/12/16)
	33	Curtis Keaton vs. Richmond (11/13/99)
	33	Warren Marshall vs. William & Mary (10/25/86)

Rushing Touchdowns

1.	5	Curtis Keaton vs. Connecticut (10/23/99)
	5	Kelvin Jeter vs. Morgan State (9/2/95)
3.	4	Mike Cawley vs. Connecticut (11/12/94)
4.	3	Many players tied

Passing Yards

1.	433	Vad Lee at Richmond (11/15/14)
2.	406	Vad Lee at Villanova (9/20/14)
3.	388	Greg Maddox vs. Hofstra (9/12/98)
4.	376	Matt LeZotte at Villanova (10/6/01)
5.	371	Bryan Schor vs. New Hampshire (12/3/16)
6.	355	Michael Birdsong vs. Stony Brook (11/16/13)
7.	348	Eriq Williams vs. Richmond (10/26/91)
8.	345	Tom Bowles at William & Mary (10/31/81)
9	340	Justin Thorpe at Rhode Island (9/22/12)
10.	334	Vad Lee vs. Lehigh (9/12/15)

Passing Attempts

1.	58	Matt LeZotte at Villanova (10/6/01)
2.	48	Mike Cawley vs. Delaware (10/21/95)
3.	47	Vad Lee at Charlotte (10/25/14)
	47	Greg Maddox vs. Hofstra (9/12/98)
5.	44	Vad Lee vs. Delaware (9/27/14)
	44	Mike Cawley at Connecticut (9/18/93)
7.	43	Vad Lee at Villanova (9/20/14)
	43	Michael Birdsong at New Hampshire (11/9/13)
	43	Greg Maddox vs. New Hampshire (9/28/96)
	43	Mike Cawley at Villanova (9/23/95)

TOP-10 LISTS

Season

Rushing Yards

1.	1,770	Rodney Landers	2008
2.	1,719	Curtis Keaton	1999
3.	1,708	Khalid Abdullah	2016
4.	1,304	Dae'Quan Scott	2011
5.	1,284	Warren Marshall	1986
6.	1,273	Rodney Landers	2007
7.	1,199	Kenny Sims	1991
8.	1,181	Warren Marshall	1985
9.	1,157	Kenny Sims	1992
10.	1,085	Eugene Holloman	2006

Rushing Attempts

1.	314	Curtis Keaton	1999
2.	272	Khalid Abdullah	2016
3.	268	Rodney Landers	2008
4.	239	Dae'Quan Scott	2013
5.	237	Dae'Quan Scott	2011
6.	223	Rodney Landers	2007
	223	Curtis Keaton	1998
	223	Warren Marshall	1986
9.	219	Warren Marshall	1985
10.	213	Raymond Hines	2004

Rushing Touchdowns

1.	20	Khalid Abdullah	2016
2.	20	Curtis Keaton	1999
3.	16	Rodney Landers	2008
4.	14	Kenny Sims	1992
5.	13	Khalid Abdullah	2015
6.	12	Dae'Quan Scott	2011
	12	Rodney Landers	2007
	12	Mike Cawley	1994
9.	11	Eriq Williams	1991
10.	10	Seven Players Tied	

Passing Yards

1.	3,462	Vad Lee	2014
2.	2,890	Bryan Schor	2016
3.	2,813	Michael Birdsong	2013
4.	2,459	Mike Cawley	1995
5.	2,257	Bryan Schor	2017
6.	2,190	Vad Lee	2015
7.	2,045	Justin Rascati	2006
	2,045	Justin Rascati	2004
9.	2,035	Mike Cawley	1994
10.	1,988	Mike Cawley	1993

Passing Attempts

1.	465	Vad Lee	2014
2.	376	Michael Birdsong	2013
3.	361	Mike Cawley	1995
4.	297	Bryan Schor	2016
	297	Greg Maddox	1998
6.	283	Justin Rascati	2004
7.	280	Bryan Schor	2017
8.	268	Greg Maddox	1997
9.	263	Mike Cawley	1994
10.	240	Vad Lee	2015



Career

Rushing Yards

1.	4,168	Warren Marshall	1982-86
2.	3,577	Khalid Abdullah	2013-16
3.	3,477	Rodney Landers	2005-08
4.	3,332	Dae'Quan Scott	2009-13
5.	2,783	Curtis Keaton	1998-99
6.	2,694	Alvin Banks	2003-06
7.	2,665	Kenny Sims	1989-92
8.	2,534	Maurice Fenner	2003-06
9.	2,322	Eriq Williams	1989-92
10.	2,319	Greg Medley	1986-89

Rushing Attempts

1.	737	Warren Marshall	1982-86
2.	647	Khalid Abdullah	2013-16
3.	642	Eriq Williams	1989-92
4.	551	Alvin Banks	2003-06
5.	540	Rodney Landers	2005-08
6.	537	Curtis Keaton	1998-99
7.	473	Maurice Fenner	2003-06
8.	453	Butch Robinson	1977-80
9.	448	Greg Medley	1986-89
10.	440	Dae'Quan Scott	2009-12

Rushing Touchdowns

1.	39	Khalid Abdullah	2013-16
2.	32	Dae'Quan Scott	2009-12
	32	Eriq Williams	1989-92
4.	31	Rodney Landers	2005-08
5.	30	Curtis Keaton	1998-99
6.	29	Maurice Fenner	2003-06
	29	Warren Marshall	1982-86
8.	28	Alvin Banks	2003-06
9.	25	Kenny Sims	1989-92
10.	23	Ron Stith	1973-76

Passing Yards

1.	6,482	Mike Cawley	1993-95
3.	6,113	Bryan Schor	2014-
2.	5,912	Justin Rascati	2004-06
3.	5,652	Vad Lee	2014-15
5.	5,356	Eriq Williams	1989-92
6.	4,863	Greg Maddox	1996-98
7.	4,504	Matt LeZotte	2001-04
8.	3,661	Justin Thorpe	2008-12
9.	3,583	Tom Bowles	1979-83
10.	3,288	Rodney Landers	2005-08

Passing Attempts

1.	863	Mike Cawley	1993-95
2.	769	Greg Maddox	1996-98
3.	728	Justin Rascati	2004-06
4.	705	Vad Lee	2014-15
5.	690	Bryan Schor	2014-
6.	646	Matt LeZotte	2001-04
7.	617	Eriq Williams	1989-92
8.	584	Tom Bowles	1979-83
9.	472	Justin Thorpe	2008-12
10.	453	Michael Birdsong	2012-13



Game

Pass Completions

1.	34	Matt LeZotte at Villanova (10/6/01)
2.	32	Vad Lee at Charlotte (10/25/14)
3.	31	Mike Cawley vs. Delaware (10/21/95)
4.	30	Bryan Schor vs. New Hampshire (12/3/16)
5.	29	Michael Birdsong at Akron (9/7/13)
6.	28	Mike Cawley at Connecticut (9/18/93)
7.	27	Vad Lee at Richmond (11/15/14)
8.	26	Vad Lee vs. William & Mary (11/1/14)
	26	Justin Thorpe at Rhode Island (9/22/12)
	26	Matt LeZotte vs. Northeastern (11/22/03)
	26	Greg Maddox vs. Hofstra (9/12/98)

Passing Touchdowns

1.	5	Bryan Schor vs. ETSU (9/9/17)
	5	Bryan Schor vs. New Hampshire (12/3/16)
	5	Bryan Schor vs. Rhode Island (10/29/16)
	5	Vad Lee at Towson (10/10/15)
	5	Michael Birdsong vs. Stony Brook (11/16/13)
6.	4	Bryan Schor at Rhode Island (11/4/17)
	4	Bryan Schor vs. Maine (9/23/17)
	4	Bryan Schor at New Hampshire (10/15/16)
	4	Vad Lee vs. Albany (9/19/15)
	4	Vad Lee at Charlotte (10/25/14)
	4	Eriq Williams vs. Richmond (10/26/91)
	4	Eriq Williams at William & Mary (9/28/91)
	4	Eriq Williams vs. Central Florida (9/7/91)
	4	Eric Green vs. St. Paul's (10/4/86)

Receptions

1.	13	Earnest Payton at Massachusetts (10/10/98)
2.	13	Earnest Payton at Rhode Island (10/31/98)
3.	11	D.D. Boxley at Maine (10/16/04)
4.	10	Alan Harrison at Villanova (10/6/01)
	10	Jay Jones vs. New Hampshire (9/28/96)
	10	David McLeod vs. Boston (11/20/93)
	10	David McLeod at Massachusetts (10/2/93)
	10	Gary Clark at William & Mary (10/31/81)
9.	9	Nine Players Tied

Receiving Yards

1.	192	David McLeod at Villanova (11/13/93)
2.	187	David McLeod vs. New Hampshire (10/16/93)
3.	185	David McLeod at Youngstown State (9/26/92)
	185	Gary Clark at Delaware State (10/8/83)
5.	184	David McLeod vs. Boston University (11/20/93)
6.	182	Gary Clark at William & Mary (10/31/81)
7.	181	Earnest Payton vs. Lock Haven (9/2/00)
8.	170	Gary Clark vs. C.W. Post (10/10/81)
9.	168	Rockeed McCarter vs. VMI (9/19/09)
10.	160	Jay Jones at Villanova (9/23/95)

Receiving Touchdowns

1.	3	Daniel Schiele vs. Rhode Island (10/29/16)
	3	Daniel Brown vs. Albany (10/5/13)
	3	Macey Brooks at Boston (9/21/96)
	3	Macey Brooks at McNeese State (9/14/96)
	3	Gary Clark vs. Liberty (9/24/83)
	3	Gary Clark vs. C.W. Post (10/10/81)
7.	2	Many players tied

TOP-10 LISTS

Season

Pass Completions

1.	282	Vad Lee	2014
2.	227	Michael Birdsong	2013
3.	217	Bryan Schor	2016
4.	196	Mike Cawley	1995
5.	192	Bryan Schor	2017
6.	185	Justin Rascati	2004
7.	164	Vad Lee	2015
	164	Greg Maddox	1998
9.	153	Justin Rascati	2006
10.	152	Mike Cawley	1994

Passing Touchdowns

1.	30	Vad Lee	2014
2.	29	Bryan Schor	2016
3.	22	Michael Birdsong	2013
4.	21	Bryan Schor	2017
	21	Vad Lee	2015
	21	Rodney Landers	2008
7.	20	Justin Rascati	2006
8.	19	Eriq Williams	1991
9.	17	Justin Rascati	2005
	17	Mike Cawley	1995
	17	Eriq Williams	1992

Receptions

1.	82	Earnest Payton	1998
2.	64	David McLeod	1993
3.	63	Jay Jones	1996
4.	58	David McLeod	1992
5.	57	Brandon Ravenel	2015
	57	Gary Clark	1983
7.	56	Macey Brooks	1996
8.	54	Jay Jones	1995
9.	46	L.C. Baker	2006
	46	Gary Clark	1982

Receiving Yards

1.	1,207	David McLeod	1993
2.	958	Gary Clark	1982
3.	933	David McLeod	1992
4.	921	Earnest Payton	1998
5.	885	Gary Clark	1983
6.	828	Macey Brooks	1996
7.	777	Earnest Payton	1997
8.	751	Jay Jones	1996
9.	720	Brandon Ravenel	2016
10.	710	Jay Jones	1995

Receiving Touchdowns

1.	14	Macey Brooks	1996
2.	8	DeAndre' Smith	2014
	8	Daniel Brown	2013
	8	L.C. Baker	2006
	8	David McLeod	1991
6.	7	Daniel Brown	2014
	7	Jay Jones	1995
	7	David McLeod	1992
	7	Keith Thornton	1988
10.	6	10 Players Tied	



Career

Pass Completions

1.	487	Justin Rascati	2004-06
2.	480	Bryan Schor	2014-
3.	479	Mike Cawley	1993-95
4.	446	Vad Lee	2014-15
5.	405	Greg Maddox	1996-98
6.	358	Matt LeZotte	2001-04
7.	326	Eriq Williams	1989-92
8.	281	Justin Thorpe	2008-12
9.	268	Michael Birdsong	2012-13
10.	260	Tom Bowles	1979-83

Passing Touchdowns

1.	57	Bryan Schor	2014-
2.	51	Vad Lee	2014-15
	51	Justin Rascati	2004-06
4.	42	Mike Cawley	1993-95
5.	40	Eriq Williams	1989-92
6.	35	Rodney Landers	2005-08
7.	34	Greg Maddox	1996-98
8.	26	Michael Birdsong	2012-13
9.	25	Matt LeZotte	2001-04
	25	Eric Green	1984-87

Receptions

1.	185	Earnest Payton	1997-00
2.	160	Brandon Ravenel	2013-16
3.	158	David McLeod	1990-93
4.	155	Gary Clark	1980-83
5.	151	Jay Jones	1993-96
6.	123	Alan Harrison	2000-03
7.	118	Macey Brooks	1993-96
8.	113	Ed Perry	1993-96
9.	108	L.C. Baker	2004-07
19.	106	Lindsay Freshman	1997-00

Receiving Yards

1.	2,899	David McLeod	1990-93
2.	2,863	Gary Clark	1980-83
3.	2,807	Earnest Payton	1997-00
4.	2,250	Brandon Ravenel	2013-16
5.	2,014	Macey Brooks	1993-96
6.	1,907	Alan Harrison	2000-03
7.	1,862	Jay Jones	1993-96
8.	1,637	Lindsay Freshman	1997-00
9.	1,450	Daniel Brown	2011-14
10.	1,434	L.C. Baker	2004-07

Receiving Touchdowns

1.	25	Macey Brooks	1993-96
2.	21	David McLeod	1990-93
3.	17	Daniel Brown	2011-14
4.	16	Gary Clark	1980-83
5.	15	Brandon Ravenel	2013-16
6.	14	Mike Caussin	2006-09
	14	Alan Harrison	2000-03
	14	Jay Jones	1993-96
9.	13	Rockeed McCarter	2006-09
	13	L.C. Baker	2004-07
	13	Earnest Payton	1997-00



Game

Total Offense

1.	565	Vad Lee at SMU (9/26/15)
2.	478	Vad Lee at Villanova (9/20/14)
3.	455	Vad Lee at Richmond (11/15/14)
4.	418	Vad Lee vs. Richmond (10/24/15)
5.	408	Rodney Landers at Rhode Island (10/13/07)
6.	405	Matt LeZotte at Villanova (10/6/01)
7.	404	Vad Lee at Charlotte (10/25/14)
8.	402	Vad Lee vs. Morehead State (9/5/15)
9.	391	Michael Birdsong vs. Stony Brook (11/16/13)
10.	390	Greg Maddox vs. Hofstra (9/12/98)

Scoring (Rushing + Receiving + Kicking)

1.	30	Curtis Keaton vs. Connecticut (10/23/99)
	30	Kelvin Jeter vs. Morgan State (9/2/95)
3.	24	Alvin Banks vs. Northeastern (9/23/06)
	24	Mike Cawley vs. Connecticut (11/12/94)
	24	Gary Clark vs. Liberty (9/24/83)
6.	20	Mike Cawley vs. Delaware (10/9/93)
	20	Eric Green vs. Morehead State (9/19/87)
8.	18	Many players tied

Touchdowns (Rushing + Receiving)

1.	5	Curtis Keaton vs. Connecticut (10/23/99)
	5	Kelvin Jeter vs. Morgan State (9/2/95)
3.	4	Alvin Banks vs. Northeastern (9/23/06)
	4	Mike Cawley vs. Connecticut (11/12/94)
	4	Gary Clark vs. Liberty (9/24/83)
6.	3	Many players tied

All-Purpose Yards

1.	339	Jay Jones at Richmond (10/19/96)
2.	323	Griff Yancey at Delaware (11/3/07)
3.	322	Delvin Joyce vs. East Tennessee State (9/13/97)
4.	276	Vad Lee at SMU (10/26/15)
5.	266	Rodney Stockett at Georgia Southern (11/15/86)
6.	265	Delvin Joyce vs. Delaware (10/18/97)
7.	264	Warren Marshall vs. William & Mary (10/25/86)
8.	263	Brandon Ravenel vs. New Hampshire (12/3/16)
9.	262	Delvin Joyce vs. Villanova (10/7/00)
10.	256	Gary Clark vs. Appalachian State (9/11/82)

Kickoff Return Yards

1.	268	Jay Jones at Richmond (10/19/96)
2.	184	Brandon Ravenel vs. Colgate (12/5/15)
3.	180	Robert Turner vs. Delaware (10/29/83)
4.	175	Rodney Stockett at Georgia Southern (11/15/86)
5.	168	Delvin Joyce vs. Villanova (9/19/98)
6.	157	Scotty McGee at Duke 8/30/08)
	157	Scotty McGee at Youngstown State (11/25/06)
8.	155	John Allen at Connecticut (9/18/93)
9.	154	Scotty McGee at Appalachian State (11/24/07)
10.	153	Charles Tutt at Towson (10/10/15)

TOP-10 LISTS

Season

Total Offense

1.	4,288	Vad Lee	2014
2.	3,571	Bryan Schor	2016
3.	3,304	Rodney Landers	2008
4.	3,038	Michael Birdsong	2013
5.	3,004	Vad Lee	2015
6.	2,951	Rodney Landers	2007
7.	2,624	Mike Cawley	1994
8.	2,563	Justin Rascati	2006
9.	2,529	Mike Cawley	1995
10.	2,525	Bryan Schor	2017

Scoring (Rushing + Receiving + Kicking)

1.	150	Khalid Abdullah	2016
2.	132	Tyler Gray	2016
3.	126	Curtis Keaton	1999
4.	99	Ryan Maglio	2015
	99	Dave Stannard	2008
6.	96	Rodney Landers	2008
7.	91	Dave Stannard	2007
8.	84	Macey Brooks	1996
	84	Kenny Sims	1992
10.	83	David Rabil	2006

Touchdowns (Rushing + Receiving)

1.	25	Khalid Abdullah	2016
2.	21	Curtis Keaton	1999
3.	16	Rodney Landers	2008
4.	14	Macey Brooks	1996
	14	Kenny Sims	1992
6.	13	Khalid Abdullah	2015
	13	Dae'Quan Scott	2013
	13	Dae'Quan Scott	2011
	13	Griff Yancey	2008
10.	12	Six Players Tied	

All-Purpose Yards

1.	2,024	Curtis Keaton	1999
2.	1,992	Khalid Abdullah	2016
3.	1,770	Rodney Landers	2008
4.	1,741	Delvin Joyce	1998
5.	1,563	Delvin Joyce	1997
6.	1,545	Dae'Quan Scott	2011
7.	1,515	Jay Jones	1996
8.	1,495	Gary Clark	1983
9.	1,488	Dae'Quan Scott	2013
10.	1,465	Warren Marshall	1986

Kickoff Return Yards

1.	737	Jay Jones	1996
2.	727	Delvin Joyce	1998
3.	668	Shaun Marshall	1995
4.	656	Delvin Joyce	1997
5.	640	Scotty McGee	2009
	640	Scotty McGee	2008
7.	545	Scotty McGee	2007
8.	538	Rodney Stockett	1986
9.	516	Robert Turner	1983
10.	510	Dwight Robinson	1994



Career

Total Offense

1.	7,678	Eriq Williams	1989-92
2.	7,292	Vad Lee	2014-15
3.	7,249	Mike Cawley	1993-95
4.	7,222	Bryan Schor	2014-
5.	7,111	Justin Rascati	2004-06
6.	6,765	Rodney Landers	2005-08
7.	5,412	Justin Thorpe	2008-12
8.	4,825	Greg Maddox	1996-98
9.	4,623	Matt LeZotte	2001-04
10.	4,554	Tom Bowles	1979-83

Scoring (Rushing + Receiving + Kicking)

1.	270	Khalid Abdullah	2013-16
2.	258	Dae'Quan Scott	2009-13
3.	231	David Rabil	2003-06
4.	220	John Coursey	1993-96
5.	215	Cameron Starke	2010-13
6.	208	Warren Marshall	1982-86
7.	204	Eriq Williams	1989-92
8.	194	Alvin Banks	2003-06
9.	191	Tyler Gray	2015-
10.	190	Dave Stannard	2007-08

Touchdowns (Rushing + Receiving)

1.	45	Khalid Abdullah	2013-16
2.	43	Dae'Quan Scott	2009-13
3.	34	Warren Marshall	1982-86
4.	33	Eriq Williams	1989-92
5.	32	Alvin Banks	2003-06
6.	31	Rodney Landers	2005-08
	31	Curtis Keaton	1998-99
8.	29	Maurice Fenner	2003-06
9.	25	Macey Brooks	1993-96
	25	Kenny Sims	1989-92

All-Purpose Yards

1.	5,659	Delvin Joyce	1997-2000
2.	4,704	Dae'Quan Scott	2009-13
3.	4,621	Warren Marshall	1982-86
4.	4,077	Khalid Abdullah	2013-16
5.	3,963	Gary Clark	1980-83
6.	3,562	Rodney Landers	2005-08
7.	3,384	Earnest Payton	1997-2000
8.	3,369	Rodney Stockett	1984-87
9.	3,263	Alvin Banks	2003-06
10.	3,120	Curtis Keaton	1998-99

Kickoff Return Yards

1.	2,166	Scotty McGee	2006-09
2.	1,902	Delvin Joyce	1997-2000
3.	1,434	Dwight Robinson	1991-94
4.	1,290	Rodney Stockett	1984-87
5.	1,165	Dejor Simmons	2011-14
6.	1,155	Tom Green	1989-91
7.	994	Ardon Bransford	2003-06
8.	896	Kerby Long	2007-11
9.	819	Jay Jones	1993-96
10.	728	Shaun Marshall	1992-95



TOP-10 LISTS



Game

Punt Return Yards

1.	183	Gary Clark at Virginia (9/17/83)
2.	135	Delvin Joyce vs. Villanova (9/7/00)
3.	119	Delvin Joyce vs. Elon (9/26/98)
4.	116	L.C. Baker vs. Lock Haven (9/4/04)
5.	108	Delvin Joyce vs. Delaware (9/18/99)
6.	106	Anthony Archer at William & Mary (11/11/89)
7.	105	Cortez Thompson vs. Delaware (11/6/04)
8.	103	Anthony Archer vs. Georgia Southern (10/19/91)
9.	100	L.C. Baker at Villanova (11/11/06)
10.	99	Gary Clark vs. Appalachian State (9/11/82)

Field Goals Made

1.	3	Tyler Gray vs. Villanova (10/14/17)
	3	Ryan Maglio at Towson (10/10/15)
	3	Ryan Maglio vs. William & Mary (11/11/14)
	3	Cameron Starke at Delaware (9/28/13)
	3	Dave Stannard vs. Richmond (10/27/07)
	3	Burke George vs. Florida Atlantic (9/14/02)
	3	Mike Glover vs. Villanova (10/7/00)
	3	Mike Glover at Hofstra (11/20/99)
	3	Mike Glover at Villanova (10/2/99)
	3	John Coursey at William & Mary (9/9/95)
	3	John Coursey at Delaware (10/8/94)
	3	Mickey Stinnett vs. East Tennessee State (9/25/82)
	3	Scott Norwood vs. East Tennessee State (11/8/80)
	3	Scott Norwood vs. Liberty (10/11/80)
	3	Scott Norwood vs. Morehead State (11/10/79)

Punting Average (min. 3)

1.	53.0	John Druett vs. Liberty (9/21/95)
2.	52.5	Brad Hudgins vs. Massachusetts (10/5/91)
3.	52.0	Scott Frazier at Youngstown State (9/26/92)
4.	50.0	David Skahn at Maine (11/3/12)
5.	49.5	Connor Arnone vs. Albany (10/5/13)
	49.5	Scott Todd vs. Liberty (10/1/88)
7.	49.0	Gunnar Kane vs. Rhode Island (10/29/16)
	49.0	Mickey Stinnett at Richmond (11/5/83)
9.	48.8	Nelson Garner vs. Boston (11/22/97)
	48.8	Scott Todd at Appalachian State (9/23/89)

Tackles

1.	26	Clyde Hoy vs. Towson (11/7/81)
	26	Clyde Hoy at U.S. Merchant Marine (10/4/80)
3.	25	Dean McCullough vs. Massachusetts (9/6/86)
	25	Dale Caparaso at Davidson (10/16/76)
5.	24	Clyde Hoy vs. Furman (10/17/81)
6.	23	Derrick Lloyd vs. Rhode Island (9/22/01)
	23	Marty Fitzgerald at Massachusetts (9/26/87)
8.	22	Four Players Tied

Sacks

1.	5#	Jim McHugh at Emory & Henry (10/25/75)
2.	5#	Bob Dunn at Emory & Henry (10/25/75)
3.	4.5	Kwynn Walton vs. VMI (10/30/04)
4.	4	John Baranowsky vs. Towson (11/17/07)
	4	Chris Morant at Rhode Island (10/31/98)
	4	Greg Colvin vs. VMI (10/22/88)
	4	Charles Haley vs. Davidson (10/26/85)
8.	3.5	Andrew Ankrah at SMU (9/26/15)
	3.5	Brandon Lee vs. Stony Brook (11/16/13)
	3.5	Arthur Moats vs. Villanova 12/6/08)
	3.5	Derrick Lloyd at Massachusetts (10/20/01)
# 1975 totals may include shared sacks		

Season

Punt Return Yards

1.	426	Rashard Davis	2016
2.	411	Delvin Joyce	2000
3.	403	Gary Clark	1982
4.	400	Delvin Joyce	1999
5.	388	Delvin Joyce	1998
6.	345	Anthony Archer	1991
	345	Anthony Archer	1990
8.	303	Gary Clark	1983
9.	296	Scotty McGee	2008
10.	289	Delvin Joyce	1997

Field Goals Made

1.	15	Cameron Starke	2011
	15	John Coursey	1994
	15	Scott Norwood	1980
4.	14	Tyler Gray	2016
	14	Mike Glover	1999
	14	John Coursey	1995
7.	13	Burke George	2002
	13	Nelson Garner	1997
	13	Mickey Stinnett	1984
10.	12	Ryan Maglio	
	12	Cameron Starke	2013
	12	Dave Stannard	2007

Punting Average

1.	43.8	Chris Wright	1998
2.	43.7	Nelson Garner	1997
3.	42.5	Gunnar Kane	2015
4.	42.1	John Druett	1987
5.	42.0	Gunnar Kane	2016
6.	41.9	Harry O'Kelly	2017
	41.9	Nelson Garner	1996
8.	41.5	Nick Englehart	2003
	41.5	Scott Todd	1989
10.	40.9	Mickey Stinnett	1983
	40.9	Greg Caldwell	1981

Tackles

1.	167	Clyde Hoy	1981
2.	166	Dale Caparaso	1978
	166	Dale Caparaso	1976
4.	161	Dennard Melton	2003
5.	157	Derrick Lloyd	2001
6.	156	Derick Pack	2000
7.	155	Dale Caparaso	1979
8.	151	Dean McCullough	1986
9.	148	Dewey Windham	1975
10.	147	Two Players Tied	

Sacks

1.	13.5	Sage Harold	2014
2.	12	Chris Morant	1999
3.	11.5	Arthur Moats	2008
	11.5	Richard Hicks	2002
5.	11	Arthur Moats	2009
	11	Kevin Winston	2006
	11	Chris Morant	1998
	11	Larry Smith	1977
9.	10.5	Andrew Ankrah	2015
10.	10	Six Players Tied	

Career

Punt Return Yards

1.	1,488	Delvin Joyce	1997-2000
2.	817	Anthony Archer	1989-91
3.	774	L.C. Baker	2004-07
4.	748	Gary Clark	1980-83
5.	575	John Allen	1991-94
6.	570	Rodney Stockett	1984-87
7.	489	John Miller	2014-
	489	Rashard Davis	2013-16
9.	421	Dae'Quan Scott	2009-13
10.	393	Scotty McGee	2006-09

Field Goals Made

1.	39	John Coursey	1993-96
2.	37	Cameron Starke	2010-13
3.	32	David Rabil	2003-06
	32	Scott Norwood	1978-81
5.	30	Mickey Stinnett	1982-84
6.	23	Tyler Gray	2015-
	23	Dave Stannard	2007-08
	23	Burke George	2001-03
9.	22	Ryan Maglio	2014-15
	22	Mike Glover	1997, 1999-2001

Punting Average

1.	43.5	Chris Wright	1996, 98
2.	41.8	Nelson Garner	1994-97
3.	41.4	John Druett	1985-87
4.	41.0	Scott Todd	1987-90
5.	40.7	Gunnar Kane	2014-16
6.	40.3	Mickey Stinnett	1982-84
7.	39.5	David Skahn	2009-12
8.	39.4	Connor Arnone	2012-14
9.	39.3	Nick Englehart	2002-05
10.	38.9	Mike Glover	1997, 99-2001

Tackles

1.	506	Charles Haley	1982-85
2.	503	Clyde Hoy	1978-81
3.	487	Dale Caparaso	1976, 78-79
4.	445	Stephon Robertson	2010-13
5.	438	Woody Bergeria	1974-77
6.	427	Dean McCullough	1983-86
7.	416	Tony LeZotte	2004-07
8.	399	Derick Pack	1999-2001
9.	362	Eupton Jackson	1987-90
10.	354	Gage Steele	2013-16

Sacks

1.	33	Chris Morant	1998-2000
2.	29	Arthur Moats	2006-09
3.	28	Woody Bergeria	1974-77
4.	25.5	Sage Harold	2011-14
5.	25	Andrew Ankrah	2014-
	25	Larry Smith	1975-78
7.	24.5	Kevin Winston	2003-06
8	21	Mark Baird	1974-77
	21	Bob Dunn	1974-76
10.	19	Richard Hicks	1999-2002



Game

Interceptions

1.	3	Chris Jacobs vs. Georgia Southern (11/2/85)
	3	Bob Logan at Emory & Henry (9/11/76)
3.	2	Many Players Tied
		Jordan Brown at William & Mary (10/21/17)
		Rashad Robinson at ECU (9/2/17)

Interception Return Yards

1.	101	Taylor Reynolds at Richmond (11/15/14)
2.	100	Tony LeZotte vs. Towson (11/19/05)
3.	94	Tony Jordan vs. William & Mary (10/12/96)
4.	82	Rashad Robinson vs. New Hampshire (10/28/17)
5.	77	Jordan Brown at William & Mary (10/21/17)
6.	76	Bob Logan at Emory & Henry (9/11/76)
7.	70	Akeem Jordan at Massachusetts (10/15/05)
8.	69	Clint Kent at William & Mary (12/10/04)
9.	67	Trey Townsend vs. Delaware (11/6/04)
10.	65	Quincy Waller vs. McNeese State (9/16/95)

TOP-10 LISTS

Season

Interceptions

1.	8	Tony Booth	1997
2.	7	Terry Hansrote	1977
	7	Bob Logan	1976
4.	6	Jordan Brown	2017
	6	Raven Greene	2016
	6	Quincy Waller	1995
	6	Chris Parrott	1992
	6	Brent Good	1974
9.	5	Eight Players Tied	
		Rashad Robinson	2017

Interception Return Yards

1.	146	Tony Jordan	1996
	146	Bob Logan	1976
3.	145	Rashad Robinson	2016
4.	127	Taylor Reynolds	2014
5.	113	Raven Greene	2016
6.	107	Quincy Waller	1995
7.	105	Clint Kent	2004
	105	Brent Good	1974
9.	100	Tony LeZotte	2005
10.	93	Trey Townsend	2004



Career

Interceptions

1.	13	Clint Kent	2002-05
	13	Bob Logan	1975-78
3.	12	Raven Greene	2013-
	12	Dean Marlowe	2011-14
5.	11	Taylor Reynolds	2013-16
	11	John Stein	1993-96
	11	Mike Thurman	1978-82
8.	10	Jordan Brown	2013-
	10	Mike Masella	1995-98
	10	Terry Hansrote	1975-77
11.	9	Jimmy Moreland	2014-

Interception Return Yards

1.	229	Bob Logan	1975-78
2.	201	Taylor Reynolds	2013-
	201	Cortez Thompson	2001-04
4.	173	Rashad Robinson	2014-
5.	168	Jordan Brown	2013-
6.	163	Raven Greene	2013-
7.	157	Clint Kent	2002-05
8.	155	Akeem Jordan	2003-06
9.	146	Jimmy Moreland	2014-
	146	Tony Jordan	1993, 95-96
11.	145	Mike Thurman	1978-82



SINGLE-GAME RECORDS



INDIVIDUAL RECORDS

Rushing Yards

276 - Vad Lee - 9/26/15

Rushing Attempts

38 - Curtis Keaton at Delaware - 11/21/98

Rushing Touchdowns

5 - Curtis Keaton vs. UConn - 10/23/99
5 - Kelvin Jeter vs. Morgan State 9/2/95

Rushing Long

95 - Joe Sparksman vs. W&M - 11/10/90

Passing Yards

433 - Vad Lee at Richmond - 11/15/14

Passing Completions

34 - Matt LeZotte at Villanova - 10/6/01

Passing Attempts

58 - Matt LeZotte at Villanova - 10/6/01

Passing Percentage (min. 15 pass attempts)

95.5 (21/22) - Bryan Schor vs. Rhode Island - 10/29/16

Passing Touchdowns

5 - Bryan Schor vs. ETSU - 9/9/17
5 - Bryan Schor vs. New Hampshire - 12/3/16
5 - Bryan Schor vs. Rhode Island - 10/29/16
5 - Vad Lee at Towson - 10/10/15
5 - Michael Birdsong vs. Stony Brook - 11/16/13

Passing Long

93 - Vad Lee to DeAndre' Smith at Richmond - 11/15/14

Interceptions Thrown

6 - Matt LeZotte vs. Delaware - 11/3/01

Receptions

13 - Earnest Payton at Rhode Island - 10/31/98
13 - Earnest Payton at UMass - 10/10/98

Receiving Yards

192 - David McLeod at Villanova - 11/13/93

Receiving Touchdowns

3 - Daniel Schiele vs. Rhode Island - 10/29/16
3 - Daniel Brown vs. Albany - 10/5/13
3 - Macey Brooks at Boston University - 9/21/96
3 - Macey Brooks at McNeese State - 9/14/96
3 - Gary Clark vs. Liberty - 9/24/83
3 - Gary Clark vs. C.W.Post - 10/10/81

Total Yards of Offense

565 - Vad Lee at SMU - 9/26/15

Total Plays

71 - Vad Lee at Villanova - 9/20/14
71 - Matt Lezotte at Villanova - 10/6/01

Run-Pass Touchdowns

6 - Vad Lee at Charlotte - 10/25/14

All-Purpose Yards

339 - Jay Jones at Richmond - 10/19/96

Points

30 - Curtis Keaton vs. UConn - 10/23/99
30 - Kelvin Jeter vs. Morgan State - 9/2/95

Points Kicking

16 - John Coursey vs. Morgan State - 9/2/95

Extra Points Made

12 - Tyler Gray vs. Rhode Island - 10/29/16

Extra Points Attempted

12 - Tyler Gray vs. Rhode Island - 10/29/16

Field Goals Made

3 - Tyler Gray vs. Villanova - 10/14/17
3 - Ryan Maglio at Towson - 10/10/15
3 - Ryan Maglio vs. W&M - 11/1/14
3 - Cameron Starke at Delaware - 9/28/13
3 - Dave Stannard vs. Richmond - 10/27/07
3 - Burke George vs. Florida Atlantic - 9/14/02
3 - Mike Glover vs. Villanova - 10/7/00
3 - Mike Glover at Hofstra - 11/20/99
3 - Mike Glover at Villanova - 10/2/99
3 - John Coursey at W&M - 9/9/95
3 - John Coursey at Delaware - 10/8/94
3 - Mickey Stinnett vs. ETSU - 9/25/82
3 - Scott Norwood vs. ETSU - 11/8/80
3 - Scott Norwood vs. Liberty 10/11/80
3 - Scott Norwood vs. Morehead St. - 11/10/79

Field Goal Attempts

5 - Burke George vs. Florida Atlantic - 9/14/02
5 - Mike Glover at Rhode Island - 10/14/00
5 - Scott Norwood vs. Morehead State - 11/10/79

Field Goal Long

53 - Mickey Stinnett vs. Richmond - 9/1/84

Punts

11 - Mike Glover at Richmond - 11/11/00
11 - Allen Leonard vs. Mars Hill - 9/30/78
11 - Winston Bersch vs. Frostburg State - 10/19/74

Punt Average (3 att.)

53.0 - John Druiett vs. Liberty - 9/21/85

Punt Long

73 - Nelson Garner vs. Boston Univ. - 10/7/95
73 - Scott Todd vs. App. State - 9/10/88

Kickoff Returns

7 - Griff Yancey at Delaware - 11/3/07
7 - Shaun Marshall vs. Delaware - 10/21/95
7 - John Allen at UConn - 9/18/93

Kickoff Return Yards

268 - Jay Jones at Richmond - 10/19/96

Kickoff Return Long

100 (TD) - Dejour Simmons vs. UR - 10/12/13
100 (TD) - Scotty McGee vs. Towson - 11/17/07

Kickoff Return TD's

1 - Brandon Ravenel vs. New Hampshire - 12/3/16
1 - Brandon Ravenel vs. Villanova - 11/21/15
1 - Charles Tutt at Towson - 10/10/15
1 - Dejour Simmons vs. UR - 10/12/13
1 - Scotty McGee vs. App. State - 9/20/08
1 - Scotty McGee vs. Towson - 11/17/07
1 - Scotty McGee at Youngstown State - 11/25/06
1 - Tony Booth vs. Northeastern - 11/7/98
1 - B.J. Thornley vs. Richmond - 10/25/97
1 - Jay Jones at Richmond - 10/19/96
1 - Shaun Marshall vs. Boston Univ. - 10/7/95
1 - Dwight Robinson vs. Villanova - 10/15/94
1 - Dwight Robinson at W&M - 10/30/93
1 - Dwight Robinson vs. Lock Haven - 9/4/93
1 - Gary Clark vs. Liberty - 9/24/83

Punt Returns

8 - L.C. Baker vs. Lock Haven - 9/4/04



SINGLE-GAME RECORDS



Punt Return Yards

183 - Gary Clark at Virginia - 9/17/83

Punt Return Long

89 - Gary Clark at Virginia - 9/17/83

Punt Return TD's

2 - Gary Clark at Virginia (87, 89) - 9/17/83

Tackles

26 - Clyde Hoy vs. Towson - 11/7/81

26 - Clyde Hoy at U.S. Merchant Marine - 10/4/80

Sacks

4.5 - Kwynn Walton vs. Virginia Military - 10/30/04

Interceptions Caught

3 - Chris Jacobs vs. Georgia Southern - 11/2/85

3 - Bob Logan at Emory & Henry - 9/11/76

Interception Yards

101 - Taylor Reynolds at Richmond - 11/15/14

Interception Return Long

100 (TD) - Tony LeZotte vs. Towson - 11/19/05

100 (Def. 2-Pt.) - Mike Masella vs. Villanova - 9/9/98

Interception Return TD's

2 - Taylor Reynolds at Richmond - 11/15/14

Fumble Return TD's

2 - Tom McGlooin vs. Randolph-Macon - 10/27/79

Fumble Return Yards

99 - Chris Morant vs. Northeastern 9/11/99

Total Defensive TD's

2 - Taylor Reynolds (2 INT) at Richmond - 11/15/14

2 - Dennard Melton (INT, FR) vs. Lock Haven - 9/2/00

2 - Tom McGlooin (2 FR) vs. Randolph-Macon - 10/27/79

TEAM RECORDS

Rushing Yards

501 - vs. Frostburg State - 10/23/76

Most Rushes

84 - at Richmond - 9/22/90

Rushing Touchdowns

10 - vs. Morehead State - 9/3/16

Passing Yards

433 - at Richmond - 11/15/14

Completions

34 - at Villanova - 10/6/01

Passing Percentage

.941 (16-17) vs. Elon - 11/19/16

Passing Touchdowns

6 - JMU vs. New Hampshire - 12/3/16

Interceptions Thrown

6 - JMU vs. Delaware - 11/3/01

Total Offense

729 - at SMU - 9/26/15

Touchdowns

12 - vs. Rhode Island - 10/29/16

Made Field Goals

4 - at William & Mary - 10/21/17

Plays

99 - vs. Delaware - 9/27/14

First Downs

40 - vs. Albany - 9/19/15

All-Purpose Yards

934 - vs. Lock Haven - 9/2/00

Punting Average

52.5 - at Youngstown State - 9/26/92

Punt Returns for TD's

2 - vs. Sam Houston State - 12/9/16

2 - vs. CCSU - 9/10/16

2 - at Virginia - 9/17/83

JMU Turnovers

8 - at Virginia - 10/13/79

8 - at Towson - 9/15/79

Opponent Turnovers

9 - vs. Emory & Henry - 10/26/74

Interceptions Made

6 - at Gallaudet - 11/17/73

5 - vs. Rhode Island - 10/29/16 (vs. Division I opponent)

JMU Fumbles

9 - vs. Davidson - 10/26/85

9 - vs. Liberty - 9/21/85

Lost - 6 - at Virginia - 10/13/79

Opponent Fumbles

11 - vs. Randolph-Macon - 10/27/79

Lost - 8 - vs. Emory & Henry - 10/26/74

Opponent Points

69 - at Virginia - 10/13/79

JMU Win Margin

77 - vs. Rhode Island (84-7) - 10/29/16

JMU Win Margin on Road

51 - at Elon (51-0) - 10/17/15

Opponent Win Margin

60 - at Virginia (9-69) - 10/13/79

Penalties

15 - at UMass - 9/26/87

Yards Penalized

172 - at ECU - 9/2/17

1st-Quarter Points

28 - vs. Rhode Island - 10/29/16

28 - vs. Morehead State - 9/3/16

2nd-Quarter Points

35 - vs. Norfolk State - 9/16/13 35 - vs. Morgan State - 9/2/95

3rd-Quarter Points

28 - vs. Lock Haven - 9/4/04

4th-Quarter Points

28 - vs. Lock Haven - 9/2/00

1st-Half Points

52 - vs. Morehead State - 9/3/16

2nd-Half Points

42 - vs. Lock Haven - 9/2/00

Total Points

84 - vs. Rhode Island - 10/29/16



LONGEST PLAYS



Rush

1.	95	(TD)	Joe Sparksman vs. William & Mary	11/10/90
2.	92	(TD)	Brian Coe at Delaware State	10/8/83
3.	86	(TD)	Griff Yancey at Delaware	11/3/07
	86	(TD)	Ron Stith vs. Frostburg State	10/23/76
5.	85	(TD)	Cardon Johnson at ECU	9/2/17
	85	(TD)	Khalid Abdullah at Maine	9/24/16
7.	83	(TD)	Maurice Fenner vs. Lock Haven	9/4/04
8.	82	(TD)	Stan Jones at Emory & Henry	9/11/76
9.	81	(TD)	Rodney Landers vs. Delaware State	9/17/05
	81	(TD)	Ron Stith at Frostburg State	10/18/75

Pass

1.	93	(TD)	Vad Lee to DeAndre' Smith at Richmond	11/15/14
2.	86	(TD)	Mike Cawley to David McLeod vs. New Hampshire	10/16/93
3.	82	(TD)	Mike Cawley to Jay Jones at Appalachian State	11/25/95
4.	81	(TD)	Jayson Cooke to Tahir Hinds vs. Rhode Island	11/1/03
5.	80	(TD)	Jace Edwards to Kerby Long vs. Villanova	10/15/11
	80	(TD)	Jon Roddy to Gary Clark at Virginia	9/18/82
7.	78	(TD)	Eriq Williams to David McLeod vs. Hofstra	9/19/92
8.	77	(TD)	Drew Dudzik to Jamal Sullivan at Virginia Tech	9/11/10
	77	(TD)	Matt LeZotte to Jason Mallory at Delaware	10/12/02
10.	73	(TD)	Eric Green to Warren Marshall vs. St. Paul's	10/4/86

Kickoff Return

1.	100	(TD)	Dejor Simmons vs. Richmond	10/12/13
	100	(TD)	Scotty McGee vs. Towson	11/17/07
3.	99	(TD)	Scotty McGee vs. Appalachian State	9/20/08
	99	(TD)	Scotty McGee at Youngstown State	11/25/06
	99	(TD)	Jay Jones at Richmond	10/19/96
6.	98	(TD)	Brandon Ravenel vs. Villanova	11/21/15
	98	(TD)	Tony Booth vs. Northeastern	11/7/98
	98	(TD)	Shaun Marshall vs. Boston	10/7/95
9.	95	(TD)	Gary Clark vs. Liberty	9/24/83
10.	94	(TD)	Dwight Robinson vs. Villanova	10/15/94

Punt Return

1.	89	(TD)	Gary Clark at Virginia	9/17/83
2.	87	(TD)	Cortez Thompson vs. Delaware	11/6/04
	87	(TD)	Gary Clark at Virginia	9/17/83
4.	80	(TD)	Anthony Archer vs. Georgia Southern	10/19/91
5.	79	(TD)	Gary Clark vs. Appalachian State	9/11/82
6.	77	(TD)	Earnest Payton vs. Boston University	11/22/97
7.	76	(TD)	Rashard Davis vs. Morehead State	9/3/16
8.	75	(TD)	Rashard Davis vs. Elon	11/19/16
	75	(TD)	Rashard Davis vs. Central Connecticut	9/10/16
	75	(TD)	Anthony Archer at William & Mary	11/11/89

Interception Return

1.	100	(TD)	Tony LeZotte vs. Towson	11/19/05
2.	94	(TD)	Tony Jordan vs. William & Mary	10/12/96
3.	82	(TD)	Rashad Robinson vs. New Hampshire	10/28/17
4.	70	(TD)	Akeem Jordan at Massachusetts	10/15/05
5.	69	(TD)	Clint Kent at William & Mary	12/10/04
6.	67		Trey Townsend vs. Delaware	11/6/04
7.	65	(TD)	Quincy Waller vs. McNeese State	9/16/95
8.	63		Rashad Robinson at William & Mary	10/21/17
	63		Bob Logan at Shippensburg	11/15/75
10.	62	(TD)	Jon Williams at Maryland	9/12/09
	62	(TD)	Mike Thurman at U.S. Merchant Marine	10/4/80
*	100	(PAT)	Mike Masella vs. Villanova	9/19/98

Fumble Return

1.	99	(TD)	Chris Morant vs. Northeastern	11/7/98
2.	94	(TD)	Mark Coates vs. Delaware	9/25/99
3.	84	(TD)	Dan Kobosko at Richmond	11/12/88
4.	77	(TD)	Taylor Reynolds vs. Villanova	11/21/15
5.	68	(TD)	Arthur Moats vs. Towson	11/21/09
6.	53	(TD)	Cortez Thompson at Rhode Island	11/2/02
7.	46	(TD)	Andy Bailey at William & Mary	10/11/98
8.	38	(TD)	Jamaris Sanders at Massachusetts	11/14/09
	38	(TD)	Kevin Winston vs. Richmond	10/28/06
10.	35	(TD)	Brandon Beach at West Virginia	9/25/04

Field Goal

1.	53		Mickey Stinnett vs. Richmond	9/1/84
2.	52		Mike Glover vs. South Florida	10/30/99
3.	51		Jason Pritchard at Richmond	10/11/08
	51		Scott Norwood vs. Towson State	11/7/81
	51		Scott Norwood vs. Morehead State	11/10/79
6.	50		Jason Pritchard at Rhode Island	10/13/07
	50		Burke George at Hofstra	9/21/02
	50		Burke George at Maine	9/29/01
	50		Mike Glover at Hofstra	11/20/99
	50		Nelson Garner at William & Mary	10/11/97

Punt

1.	73		Nelson Garner vs. Boston University	10/7/95
	73		Scott Todd vs. Appalachian State	9/10/88
3.	71		Winston Bersch vs. Salisbury State	10/13/73
4.	70		Jason Pritchard vs. Towson	11/17/07
5.	69		Scott Todd vs. Richmond	11/12/88
6.	67		Nelson Garner at Northeastern	11/8/97
7.	66		Gunnar Kane vs. William & Mary	10/8/16
	66		Mike Glover vs. South Florida	10/30/99
9.	65		David Skahn vs. Alcorn State	9/8/12
	65		Matt Goff at Liberty	9/19/09

Opponent Long Plays

Rush	94	(TD)	Bill Douglas vs. Frostburg State	10/23/76
Pass	95	(TD)	Fred Vallett to Dave Klemic vs. Northeastern	11/7/98
Field Goal	63		Tim Foley vs. Georgia Southern	11/7/87
Punt	75		Andrew Maclay at Massachusetts	10/10/98
Kickoff Return	100	(TD)	Marcus Taylor vs. Norfolk State	9/16/17
Punt Return	81	(TD)	DeAndrew Rubin at South Florida	9/16/00
Interception Return	100	(TD)	Melvin Cunningham at Marshall	12/3/94
.	100	(TD)	Rico Mack vs. Appalachian State	11/17/90
Fumble Return	67	(TD)	Jamal Clay at Maine	11/3/12

2017 JMU FOOTBALL ROSTER UPDATED SEPTEMBER 30, 2017

No.	Name	Year	Pos.	Height	Weight	Hometown / High School (Last School)
1	Trai Sharp	Jr.	RB	5-9	208	Carrboro, N.C./Carrboro
2	Dimitri Holloway	Jr.	LB	6-1	223	Newport News, Va./Heritage
3	Gus Little	R-So.	LB	6-3	233	Fredericksburg, Va./Massaponax (Maryland)
5	Raven Greene	R-Sr.	S	6-0	190	Virginia Beach, Va./First Colonial
5	Jamir Hudson	Fr.	WR	5-8	161	Virginia Beach, Va./Bishop Sullivan Catholic
6	Noah Beckley	Fr.	QB/ATH	6-1	187	Salem, Va./Salem
6	Jimmy Moreland	R-Jr.	CB	5-11	172	Royal Palm Beach, Fla./Royal Palm Beach
7	Terrence Alls	R-Sr.	WR	6-1	193	Miami Gardens, Fla./Dade Christian (Duke)
8	John Miller	Sr.	WR	5-11	180	Columbia, S.C./Spring Valley
9	Kyre Hawkins	R-Sr.	LB	6-0	217	Baltimore, Md./Dunbar
10	Jack Brigham	Fr.	RB	5-8	173	Charlotte, N.C./Charlotte Catholic
10	Riley Stapleton	R-So.	WR	6-5	218	Indiana, Pa./Indiana
11	Bryce Maginley	So.	LB	6-2	230	Charlotte, N.C./Ardrey Kell
12	Cole Johnson	So.	QB	6-5	210	Virginia Beach, Va./Cox
12	Trey Wilson	R-Fr.	LB	5-10	210	Richmond, Va./Hermitage
13	Ishmael Hyman	R-Sr.	WR	6-0	188	Manalapan, N.J./St. John Vianney (Kansas)
14	LJ Taylor	Fr.	CB	6-0	190	Newport News, Va./Denbigh
14	Braxton Westfield	R-Fr.	WR	6-4	206	Greenville, S.C./Christ Church Episcopal
15	Ron'Dell Carter	R-So.	DL	6-3	269	Baltimore, Md./Long Reach (Rutgers)
15	Gage Moloney	Fr.	QB	6-2	219	Rock Hill, S.C./Northwestern
16	John Kinney	R-Fr.	LB	6-2	205	Richmond, Va./Hermitage
16	Jesse Layne	Fr.	QB	6-3	210	Broadway, Va./Broadway
16	Robbie Walker	Sr.	WR	5-9	181	Reston, Va./Gonzaga College (Ohio)
17	Bryan Schor	Sr.	QB	6-2	211	Milford, Pa./Delaware Valley (Lackawanna College)
18	Hunter Etheridge	R-Jr.	QB	6-3	214	Clayton, N.C./Woodberry Forest [Va.]
18	Tabb Patrick	R-Fr.	LB	6-1	229	Mechanicsville, Va./Hanover
19	Daniel Adu	Fr.	WR	6-2	176	Springfield, Va./West Springfield
19	David Eldridge	Jr.	WR	6-1	180	Bealeton, Va./Kettle Run (Virginia)
20	Taylor Woods	Sr.	RB	5-9	197	Havelock, N.C./Havelock
21	Adam Smith	So.	S	6-1	188	Charlotte, N.C./Hough
22	Eric Kirlaw	R-Fr.	RB	5-11	182	Reston, Va./South Lakes
22	Rashad Robinson	Jr.	CB	5-11	182	Richmond, Va./Hermitage
23	Charles Tutt	Jr.	CB	5-10	181	Clifton, Va./Centreville
24	D'Angelo Amos	R-Fr.	S	6-1	182	Richmond, Va./Meadowbrook
24	Sidney Wellons	So.	CB	5-11	175	Norfolk, Va./Indian River (Morehead State)
25	Cardon Johnson	R-Sr.	RB	5-9	202	Newport News, Va./Warwick
26	Curtis Oliver	Jr.	CB	5-11	190	Paramus, N.J./Paramus Catholic
27	Pat Kagel	Sr.	LB	6-2	220	Virginia Beach, Va./Kellam
28	Grant Westbrook	Jr.	S	5-9	184	Leesburg, Va./Heritage (East Coast Prep)
29	Marcus Marshall	Jr.	RB	5-10	207	Raleigh, N.C./Millbrook (Georgia Tech)
30	Wesley McCormick	Fr.	CB	5-11	192	Germantown, Md./Northwest
31	Percy Agyei-Obese	Fr.	RB	5-11	196	Frederick, Md./Oakdale
31	Keshaun Moore	Fr.	LB	6-2	254	Suffolk, Va./Nansemond-Suffolk Academy
32	MJ Hampton	Fr.	S	6-0	181	Fredericksburg, Va./Stafford
33	Sam Kidd	Fr.	S	6-1	193	Reston, Va./James Madison
34	Justin Bethea	Sr.	CB	5-10	180	Leesburg, Va./Heritage
34	Devin Floyd	Fr.	WR	5-10	174	Virginia Beach, Va./Kellam
35	Taurus Carroll	Fr.	CB	6-0	169	Fredericksburg, Va./Benedictine College Prep
36	Robert Carter Jr.	R-Jr.	LB	6-0	186	Baltimore, Md./Long Reach
37	Clayton Cheatham	Fr.	TE	6-3	219	Mechanicsville, Va./Hanover
38	Mike Cobbs	R-So.	S	6-2	210	Alexandria, Va./Hayfield
40	Diamonte Tucker-Dorsey	Fr.	LB	5-10	208	Norfolk, Va./Lake Taylor
41	Brett Siegel	R-Sr.	LB/LS	6-2	227	Leesburg, Va./Fork Union
42	Michael Johnson	Fr.	S	6-0	191	Glen Allen, Va./Deep Run
42	Cade Leonard	Fr.	LB	6-2	216	Milton, Ga./Milton
43	Julian Freeze	Fr.	LB	6-2	194	Virginia Beach, Va./Landstown
43	Garrett Groulx	Fr.	DL	6-3	250	Davidson, N.C./Davidson Day
44	Jordan Brown	R-So.	S	6-2	198	Cranberry Township, Pa./Seneca Valley
45	Tyler Gray	Jr.	K	6-0	187	Winchester, Va./Millbrook
46	David Ezeagwu	Sr.	DL	6-2	234	Stafford, Va./Colonial Forge
47	Darrious Carter	R-Jr.	DL	6-5	235	Indiana, Pa./Indiana Senior (Virginia)
48	Reggie Collins	R-Fr.	S	6-1	201	Stafford, Va./Brooke Point
49	Brandon Hereford	Sr.	LB	6-1	234	Glen Allen, Va./Glen Allen
49	Trey Vossler	Fr.	LB	6-1	209	Midlothian, Va./Cosby

2017 JMU FOOTBALL ROSTER UPDATED SEPTEMBER 30, 2017

50	Kyle Davis	Fr.	LS	5-11	214	Waxhaw, N.C./Marvin Ridge
51	Devin Medley	R-Fr.	LB	6-1	214	Harrisonburg, Va./Harrisonburg
52	Landan Word	So.	LB	6-5	237	Vienna, Va./Bishop O'Connell (Virginia)
53	Joe Fishpaw	R-Fr.	OL	6-4	273	Mechanicsville, Va./Hanover (Campbell)
54	Kelvin Azanama	R-Fr.	LB	5-11	215	Chesterfield, Va./Monacan
55	Nick Edwards	R-Sr.	OL	6-4	287	Virginia Beach, Va./Kellam
56	Matt Wolcott	Sr.	LS	6-1	208	Ashburn, Va./Briar Woods
57	Jeremiah McBride	R-Fr.	K/P	6-0	195	Bowie, Md./Riverdale Baptist
58	Gerren Butler	R-So.	OL	6-2	315	Front Royal, Va./Skyline
59	Daniel Caracciolo	R-Fr.	LB/LS	5-11	215	Fairfax, Va./Paul VI
60	Jahee Jackson	R-So.	OL	6-3	292	Baltimore, Md./Gilman
61	A.J. Bolden	R-Sr.	OL	6-3	315	Buffalo, N.Y./Millbrook [Va.] (Toledo)
62	Cameron Kilgour	Fr.	OL	6-3	274	Purcellville, Va./Woodgrove
63	J.T. Timming	R-Fr.	OL	6-2	308	Liberty Township, Ohio/Lakota East
64	Mike Greene	Fr.	DL	6-3	277	Highland Springs, Va./Highland Springs
67	Zaire Bethea	R-Fr.	OL	6-3	300	South Orange, N.J./DePaul Catholic
68	Tyree Chavious	R-So.	OL	6-4	314	Goldsboro, N.C./Rosewood
69	Truvel Wilson	So.	OL	6-2	315	Richmond, Va./Henrico (UVA-Wise)
70	Aaron Stinnie	R-Sr.	OL	6-5	309	Charlottesville, Va./St. Anne's-Belfield
71	EJ Donahue	R-So.	OL	6-3	308	Frederick, Md./Linganore (Maryland)
72	William Clevinger	Fr.	OL	6-3	261	Richmond, Va./Patrick Henry
73	Mac Patrick	So.	OL	6-2	295	Mechanicsville, Va./Hanover
74	Pika Leota	R-Fr.	OL	6-5	315	Asheville, N.C./Asheville (South Carolina)
74	Simeyon Robinson	R-Sr.	DL	6-1	264	Virginia Beach, Va./First Colonial
75	Michael Faulkner	R-Fr.	OL	6-4	279	Lawrenceville, Ga./Collins Hill
76	Jake Glavin	Fr.	OL	6-2	301	Chester Springs, Pa./Malvern Prep
77	Liam Fornadel	Fr.	OL	6-4	309	Ramsey, N.J./Don Bosco Prep
78	Nik Nunez	Fr.	P	6-3	227	Richmond, Va./Varina
79	Raymond Gillespie	R-Fr.	OL	6-5	275	Mechanicsville, Va./Atlee
81	Nick Carlton	So.	TE	6-3	234	Alpharetta, Ga./Alpharetta
82	Joe Hunt	Fr.	TE/LB	6-3	222	Richmond, Va./Cosby
82	Zach Polglase	R-Fr.	TE	6-3	222	Harrisonburg, Va./Spotswood
83	Kyndel Dean	Fr.	WR/S	6-2	166	Winston-Salem, N.C./Parkland
83	Josh Sims	Fr.	WR	5-10	150	Covington, Ga./Eastside
84	Jonathan Newman	Fr.	WR	6-2	185	Huntersville, N.C./Charlotte Catholic
85	Ezrah Archie	Fr.	WR	6-0	185	Sicklerville, N.J./Timber Creek Regional
86	Mack Cullen	R-So.	TE	6-5	227	Fishersville, Va./Wilson Memorial
88	Jonathan Kloosterman	Sr.	TE	6-3	245	Strasburg, Va./Strasburg
89	Jake Brown	R-Fr.	WR	6-2	183	Richmond, Va./Trinity Episcopal
90	Rondre Knowles-Tener	R-Fr.	DL	6-1	278	Lynchburg, Va./Liberty Christian Academy
91	Ethan Ratke	R-Fr.	K	5-10	183	Mechanicsville, Va./Atlee
91	Semaj Sorhaindo	Fr.	DL	6-2	287	Fredericksburg, Va./Courtland
92	Marcus Hawkins	Fr.	DL	6-3	271	Morganton, N.C./Freedom
93	Andrew Ankrah	R-Sr.	DL	6-4	248	Gaithersburg, Md./Quince Orchard
94	Cornell Urquhart	Sr.	DL	6-4	280	Richmond, Va./Benedictine Prep
95	Adeeb Atariwa	R-Fr.	DL	6-3	282	Sterling, Va./Dominion
96	Ryan Etheridge	R-Jr.	DL	6-2	259	Clayton, N.C./Blue Ridge [Va.]
97	John Daka	So.	DL	6-3	223	Upper Marlboro, Md./Wise
98	Harry O'Kelly	Fr.	P	6-1	178	Wynnum, Queensland, Australia/Iona College
99	Isaac Ukwu	Fr.	LB	6-3	235	Upper Marlboro, Md./Wise

JMU COACHING STAFF

Head Coach: Mike Houston (Mars Hill '94) - Second Season
 Offensive Coordinator/Quarterbacks: Donnie Kirkpatrick
 Defensive Coordinator/Safeties: Bob Trott
 Offensive Line/Run-Game Coordinator: Bryan Stinespring
 Outside Linebackers/Special Teams: Roy Tesh
 Inside Linebackers: Byron Thweatt
 Defensive Line: Jeff Hanson
 Cornerbacks: Tripp Weaver
 Running Backs: De'Rail Sims

Outside Receivers: Drew Dudzik
 Inside Receivers: Fontel Mines
 Director of Football Administration: Dale Steele
 Director of Strength & Conditioning: John Williams
 Assistant Director of Strength & Conditioning: Michael Morris
 Equipment Manager: Pete Johnson
 Assistant Equipment Manager: Mitch Beauregard
 Associate Athletic Trainer: Jeronimo Boche
 Assistant Athletic Trainer: Alex Medina