



JAMES MADISON FOOTBALL

2004 National Champions • Back-to-Back CAA Champions • 13th Playoff Appearance • 27th Winning Season

2016 SCHEDULE/RESULTS

Overall: 13-1 | CAA: 8-0
Home: 8-0 | Away: 5-1 | Streak: W11

DATE	OPPONENT	TIME
Sept. 3	MOREHEAD STATE	W, 80-7
Sept. 10	CENTRAL CONN. STATE	W, 56-21
Sept. 17	at North Carolina	L, 28-56
Sept. 24	at Maine *	W, 31-20
Oct. 1	DELAWARE *	W, 43-20
Oct. 8	WILLIAM & MARY *	W, 31-24
Oct. 15	at New Hampshire *	W, 42-39
Oct. 22	OFF	
Oct. 29	RHODE ISLAND *	W, 84-7
Nov. 5	at #6 Richmond *	W, 47-43
Nov. 12	at #9 Villanova *	W, 20-7
Nov. 19	ELON *	W, 63-14
Nov. 26	FIRST ROUND-BYE	
Dec. 3	#22 NEW HAMPSHIRE ^	W, 55-22
Dec. 9	#5 SAM HOUSTON STATE ^	W, 65-7
Dec. 16	at #1 North Dakota State ^	W, 27-17
Jan. 7	vs. #13 Youngstown State ^	11 a.m. CT

Home games in **BOLD CAPS**

Rankings are STATS poll

* CAA game

^ FCS playoffs

ESPN2

- Play-by-Play Anish Shroff
- Color Commentary Ahmad Brooks
- Sideline Quint Kessenich
- Online: www.espn3.com
- Mobile: WatchESPN app

SPRINT BROADCAST NETWORK

- Play-by-Play Dave Thomas
- Color Commentary Curt Dudley
- In Harrisonburg: WSAV 550 AM/92.1 FM
- Online: WSVAOnline.com

LIVE STATS

- NCAA Game Center www.ncaa.com

TWITTER: #GODUKES

- Football Account @JMUFootball
- JMU Athletics Account @JMUSports
- Coach Houston @JMUCoachHouston

JMU ATHLETICS COMMUNICATIONS

- Football SID: Chris Brooks • @CBrooksSID
Office Phone: 540-568-3702
Email: brookscp@jmu.edu
- Secondary: Taylor Shirey
Office Phone: 540-568-6051
Email: shireytr@jmu.edu
- Tertiary: Andy Lohman
Office Phone: 540-568-6155
Email: lohmanar@jmu.edu

NO. 4 JAMES MADISON (13-1) vs. YOUNGSTOWN STATE (12-3)

SATURDAY, JANUARY 7, 2017 • 11 A.M. CT • FRISCO, TEXAS • TOYOTA STADIUM

Location Frisco, Texas
Site Toyota Stadium
Capacity 20,500
Surface Grass
TV ESPN2
Online ESPN3.com/WatchESPN
Radio JMU Sprint Broadcast Network
Series YSU leads 3-1
Last Meeting Nov. 25, 2006
YSU 35, JMU 31



JAMES MADISON
Rankings (Committee / STATS / Coaches) #4 / #5 / #5
Head Coach Mike Houston (Mars Hill '94)
Career Record / at JMU 56-20 (6th) / 13-1 (1st)
Record vs. Youngstown State 0-0



YOUNGSTOWN STATE
Rankings (Committee / STATS / Coaches) -- / #13 / #12
Head Coach Bo Pelini (Ohio State '90)
Career Record / at YSU 84-36 (9th) / 17-9 (2nd)
Record vs. JMU 0-0

DUKES FACE OFF WITH PENGUINS FOR NATIONAL TITLE

- Game 15 of the 45th season of JMU football takes place Saturday, Jan. 7 when the fourth-seeded Dukes head to Frisco, Texas to battle Youngstown State in the FCS national championship game.
- Kickoff is set for noon ET (11 a.m. CT) at Toyota Stadium and will be televised nationally on ESPN2. The game can also be heard on the JMU/Sprint Broadcast Network.
- JMU powered through to the title game for just the second time in program history and for the first time since winning its first and only championship in 2004 after downing top-seeded North Dakota State 27-17 back on Dec. 16 in the Fargodome.
- JMU surged to a 17-point, first-half lead, but NDSU erased the deficit, tying the game in the third. The Dukes stood tall in the fourth, reeling off 10 straight, capped off by Bryan Schor's 25-yard touchdown pass to John Miller with 6:59 to play.
- Youngstown State won a marathon at No. 2 Eastern Washington the following day, with a last-second touchdown pass to give the Penguins a thrilling 40-38 triumph in Cheney, Wash.
- JMU's run through the 2016 FCS playoffs is presented by Excel Heating and Cooling.

DOWN GO THE BISON! JMU ENDS NDSU REIGN

- It was fitting that North Dakota State's 22-game playoff win streak, which began with a 2011 second-round win against JMU, ended at the hands of JMU.
- That was the case on Dec. 16 when JMU walked out of the electric Fargodome with a 27-17 victory, thus advancing to the national championship game for the second time ever.
- The win, JMU's 11th straight this year, put a halt on the Bison's drive for a sixth straight championship and ended NDSU's undefeated win streak at home in the postseason. It was the Bison's first loss all-time in the FCS playoffs at home in 19 games.
- Khalid Abdullah rushed for a game-high 180 yards and added 51 receiving yards and a touchdown, while threw for 242 yards and three touchdowns.
- After NDSU rallied from a 17-0 deficit, Tyler Gray hit a career-long 45-yard field goal - the longest field goal in JMU playoff history - to give the Dukes a 20-17 lead with 11:46 to play. Following a JMU defensive stop, Abdullah ran 55 yards to put the Dukes in scoring position. Three plays later, Schor connected with John Miller on a 25-yard touchdown to make it 27-17 with less than seven minutes to play.

JMU MEETS YOUNGSTOWN FOR FIFTH TIME EVER, SECOND IN PLAYOFFS

- The Dukes and Penguins are not regular foes, having not played in a decade. Saturday marks the fifth meeting all-time, with YSU leading 3-1.
- The teams last met on Nov. 25, 2006 in the first round of the playoffs - a 35-31 Youngstown win. The Dukes led 31-20 early in the fourth, but YSU scored 15 straight, including the game-winning touchdown with 1:12 to play in regulation.
- Prior to the 2006 meeting, the programs met in three straight years from 1990-1992. After Youngstown won the first meeting in Harrisonburg and second in Youngstown, the Dukes captured a 52-49 triumph at YSU on Sept. 26, 1992 for their only win in the series.
- It is also JMU's second straight game against a Missouri Valley Football Conference foe. The Dukes have never faced a MVC team not named Youngstown State or North Dakota State.

TEAM COMPARISON

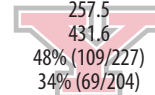
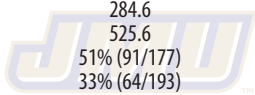
James Madison

48.0
21.7
+26.3
241.1
284.6
525.6
51% (91/177)
33% (64/193)
57% (12/21)
46% (11/24)
87% (77/89)
19/20/8

Scoring Offense
Scoring Defense
Scoring Margin
Passing Yards
Rushing Yards
Total Offense
3rd Down Offense
3rd Down Defense
4th Down Offense
4th Down Defense
Red Zone Scoring
Sacks/Interceptions/Fumble Recoveries

Youngstown State

28.5
19.4
+9.1
174.1
257.5
431.6
48% (109/227)
34% (69/204)
59% (10/17)
33% (5/15)
77% (51/66)
47/12/11



SCOUTING YOUNGSTOWN STATE

- The Penguins enter Saturday's title bout with a 12-3 record and seeking their fifth-ever national championship.
- YSU won four national championships in the 1990s, claiming the 1991, 1993, 1994 and 1997 titles under the leadership of Jim Tressel.
- The Penguins average 28.5 points per game while allowing 19.4 per outing.
- Over the last five games, YSU has averaged just over 42 points per contest, including 37 points on average in the four playoff wins.
- Youngstown boasts a strong rush defense, allowing under 130 yards on the ground per game, helping it rank ninth in FCS in scoring defense.
- It is also ninth in sacks per game, averaging 3.1. YSU's rushing offense has been stellar too, ranking seventh with an average of nearly 260.
- Jody Webb is the ninth-best all-purpose player in America, averaging 160 yards per game. He averages 6.14 yards per carry.
- Martin Ruiz and Tevin McCaster have combined for 23 touchdowns, while Webb and Ruiz have both gone over 1,000 rushing yards.
- Bo Pelini is in his second season at the helm, garnering a 17-9 record with the Penguins. Prior to YSU he spent seven years at Nebraska where he went 66-27.

JMU Against Teams from the MVC

	Record	Last Mtg.
North Dakota State	1-1	2016
Youngstown State	1-3	2006

BACK IN CENTRAL TIME ZONE

- JMU is leaving the Eastern time zone for the second consecutive game to play Youngstown State for the national title.
- Leaving the East Coast is not something JMU does too often, however, the majority of those trips have occurred in recent years.
- JMU is 3-3 all-time in the Central time zone, having won two in a row.
- Aside from JMU's win in Fargo last month, JMU also won 48-45 at FBS-foe SMU last season.
- JMU's other CST games came in 2011 (at NDSU - lost), 1999 (at Troy - lost), 1996 (at McNeese - won) and 1980 (at Austin Peay - lost).

SEVEN ALL-AMERICANS

- JMU's historic season does not go without high honors for individuals, as the Dukes produced seven All-Americans across multiple outlets.
- Mitchell Kirsch is a five-time All-American, followed by four-time All-Americans Khalid Abdullah and Rashad Davis.
- Taylor Reynolds collected a pair of All-America accolades while Raven Greene, Bryan Schor and Aaron Stinnie each notched one.
- In the most recent All-America team release, the Dukes tied a program record with seven on the HERO Sports FCS All-America Teams.

That number tied for the most JMU players on a single All-America squad.

- Four players - Abdullah, Davis, Kirsch and Reynolds - were named STATS All-Americans.
- Three players - Abdullah, Davis and Kirsch - were named Associated Press All-Americans.
- Davis and Kirsch were tabbed Walter Camp All-Americans, while Abdullah and Kirsch were AFCA All-Americans.

WINNING IN FARGO NO EASY TASK

- JMU's win at top-seeded NDSU grabbed the attention of many around the country and the numbers speak volumes of how difficult it is to win there.
- Arguably the loudest venue in FCS football - no lie, it's deafening - JMU snapped the Bison's 18-game FCS home playoff win streak, becoming the first team to eliminate NDSU on its home field. The streak of 18 began with a 2011 victory over JMU, ironically.
- The Bison had also won 22 straight playoff games dating back to their first title run in 2011 and it was the first time in 46 games that a non-conference opponent defeated NDSU in Fargo, dating back to 2003.
- JMU also became just the fourth top-10 team to win in the Fargodome in 20 tries all-time.

JMU TIES SINGLE-SEASON WIN MARK

- JMU has won an astonishing 11 straight games for a 13-1 overall record, with its lone loss coming to FBS foe North Carolina.
- The only team to go unbeaten against the FCS this season, the Dukes tied the program record for most wins in a season, as they finished 13-2 in the 2004 national title year.
- JMU is also 5-1 on the road this year (5-0 vs. FCS), which is second all-time to its 7-1 mark the year they won three straight playoff road games to make the national title in '04.

KHALID SURGES UP RUSHING LISTS

- Khalid Abdullah's special season continued in the FCS semifinals with an impressive 180-yard performance.
- Following the NDSU win, Abdullah ranks second all-time at JMU in career rushing and is third in single-season rushing yards.
- He has rushed for 3,577 yards, second only to JMU Hall of Famer Warren Marshall (4,168).
- Abdullah has gained 1,708 yards on the ground in 2016, which is just 11 yards off Curtis Keaton (1,719 in 1999) and 62 shy of Rodney Landers (1,770 in 2008).
- The back is also second in the NCAA this season in rushing yards and needs 92 to pass Fordham's Chase Edmonds, who had 1,799 yards this year.
- Abdullah is also first all-time in rushing touchdowns (39), touchdowns (43) and scoring (258) while ranking second in rush attempts (647) and fourth in all-purpose yards (3,976).

JMU QUICK FACTS

GENERAL

Location	Harrisonburg, Va.
Founded	1908
Enrollment	21,227
Affiliation	NCAA Division I FCS
Conference	Colonial Athletic Association
Nickname / Mascot	Dukes / Duke Dog
Colors	Purple and Gold
Stadium (Capacity)	Bridgeforth Stadium (24,877)
President	Jonathan Alger
Director of Athletics	Jeff Bourne

HISTORY

First Season as a Program	1972
First Year of NCAA Varsity	1974
First Year of NCAA Division I	1979
All-Time Record	293-210-4 (.582) / 507 games
Division I Record	254-186-2 (.577) / 442 games
Conference Titles / Last	Six / 2016
NCAA Playoff Appearances / Last	13th / 2016
Last Postseason Opponent	North Dakota State (12/16/16)
Round	2016 NCAA FCS Semifinals
Result	JMU 27, NDSU 17

2016 TEAM INFO

Overall Record (CAA Record)	13-1 (8-0)
Home Record	8-0
Away Record	5-1
Passing Leader	Bryan Schor (2,890)
Rushing Leader	Khalid Abdullah (1,708)
Receiving Leader	Brandon Ravenel (720)
Tackles Leader	Gage Steele (98)
Sacks Leaders	Simeyon Robinson, Martez Stone (4.0)
Interceptions Leader	Raven Greene (6)
Fumble Recoveries Leader	Charles Tutt (3)

COACHING STAFF

Head Coach	Mike Houston
Record at JMU / Years	13-1 / First
Career Record / Years	56-20 / Sixth
Football Office Phone	540-568-6517
Off. Coordinator (Quarterbacks)	Donnie Kirkpatrick
Def. Coordinator (Safeties)	Bob Trott
Tight Ends	Bryan Stinespring
Outside Linebackers/ Special Teams	John Bowers
Inside Linebackers	Byron Thweatt
Offensive Line	Jamal Powell
Defensive Line	Jeff Hanson
Cornerbacks	Tripp Weaver
Running Backs	De'Rail Sims
Wide Receivers	Drew Dudzik
Director of Football Admin.	Dale Steele
Strength & Conditioning	John Williams
Strength & Conditioning	Markus James

CAA STANDINGS

	CAA	Overall
#5 James Madison	8-0 1.000	13-1 .929
#9 Villanova	6-2 .750	9-4 .692
#22 New Hampshire	6-2 .750	8-5 .615
#12 Richmond	5-3 .625	10-4 .714
Maine	5-3 .625	6-5 .545
Albany	4-4 .500	7-4 .636
Stony Brook	4-4 .500	5-6 .455
William & Mary	3-5 .375	5-6 .455
Towson	3-5 .375	4-7 .364
Delaware	2-6 .250	4-7 .364
Elon	1-7 .125	2-9 .182
Rhode Island	1-7 .125	2-9 .182

SUN	1	MON	2	TUE	3	WED	4	THU	5	FRI	6	SAT	7
Happy New Year!		10 a.m. - CAA Teleconference with Coach Houston and player		12 p.m. - Fan and Press Luncheon at O'Neill's		JMU travels to Frisco, Texas		12:30 p.m. CT - Media Luncheon 1 p.m. CT - On-Field Interviews 2 p.m. CT - Practice Open to media only		3 p.m. CT - JMU Press Conference		11 a.m. CT - Game #15 vs. Youngstown State on ESPN2 Postgame - Coach Houston and selected players available for interviews. Locker room open.	
Members of the media will be e-mailed a weekly schedule for the JMU football team each week during the 2016 season. Special requests outside the availability should be directed to Chris Brooks well in advance of the specific request.													

JMU TWO-DEEP vs. YOUNGSTOWN STATE

OFFENSE (Spread)

QB	17	Bryan Schor	Jr.	6-2	215
	12	Cole Johnson	Fr.	6-5	195
	18	Hunter Etheridge	R-So.	6-3	220
RB	32	Khalid Abdullah	Sr.	5-10	220
	1	Trai Sharp	So.	5-9	200
WR	11	Brandon Ravenel	Sr.	6-0	185
	13	Ishmael Hyman	R-Jr.	6-0	190
WR	3	Domo Taylor	Sr.	6-3	210
	10	Riley Stapleton	R-Fr.	6-5	215
WR	6	Rashard Davis	Sr.	5-9	175
	8	John Miller	Jr.	5-10	180
TE	88	Jonathan Kloosterman	Jr.	6-3	245
	15	Daniel Schiele	Sr.	6-5	245
LT	70	Aaron Stinnie	R-Jr.	6-5	290
	71	Richard Xu	R-So.	6-5	290
LG	61	A.J. Bolden	R-Jr.	6-3	305
	58	Gerren Butler	R-Fr.	6-3	285
C	62	Kyle Rigney	R-Sr.	6-3	285
	73	Mac Patrick	Fr.	6-2	290
RG	64	Matt Frank	R-Sr.	6-3	300
	60	Jahee Jackson	R-Fr.	6-3	315
RT	68	Tyree Chavious	R-Fr.	6-4	300
	76	Mitchell Kirsch	R-Sr.	6-6	300

SPECIAL TEAMS

PK	45	Tyler Gray	So.	5-11	165
	57	Jeremiah McBride	Fr.	6-0	180
P	99	Gunnar Kane	R-Sr.	6-1	220
	15	Daniel Schiele	Sr.	6-5	245
KOS	45	Tyler Gray	So.	5-11	165
	99	Gunnar Kane	R-Sr.	6-1	220
LS	41	Brett Siegel	R-Jr.	6-2	230
	56	Matt Wolcott	R-So.	5-11	220
H	15	Daniel Schiele	Sr.	6-5	245
	17	Bryan Schor	Jr.	6-2	215
KR	11	Brandon Ravenel	Sr.	6-0	185
	39	Robbie Walker	Jr.	5-9	175
	8	John Miller	Jr.	5-10	180
PR	6	Rashard Davis	Sr.	5-9	175
	8	John Miller	Jr.	5-10	180
	37	Jimmy Moreland	R-So.	5-11	170

DEFENSE (4-2-5 and 3-4)

DL	47	Darrious Carter	-or-	R-So.	6-5	240
	84	Brandon Brown		R-Jr.	6-3	250
DL	91	Martez Stone		R-Sr.	6-1	270
	74	Simeyon Robinson		R-Jr.	6-1	280
DL	94	Cornell Urquhart		Jr.	6-4	270
	65	Dorrius Rodgers		Fr.	6-1	280
KAT	93	Andrew Ankrah		R-Jr.	6-4	240
	46	David Ezeagwu		Jr.	6-2	235
LB	2	Dimitri Holloway		So.	6-1	220
	9	Kyre Hawkins		R-Jr.	6-0	210
LB	33	Gage Steele		R-Sr.	6-1	230
	27	Pat Kagel		R-So.	6-2	215
LB	24	Justin Wellons	-or-	R-Sr.	6-1	225
	9	Kyre Hawkins		R-Jr.	6-0	210
CB	37	Jimmy Moreland		R-So.	5-11	170
	26	Curtis Oliver		So.	5-11	185
	22	Rashad Robinson		So.	5-11	170
CB	14	Taylor Reynolds		R-Sr.	6-0	195
	23	Charles Tutt		So.	5-10	170
SS	44	Jordan Brown		R-Jr.	6-2	190
	28	Grant Westbrook		So.	5-9	175
FS	5	Raven Greene		R-Jr.	6-0	200
	30	Adam Smith		Fr.	6-1	180

PRO-NUN-SEE-AY-SHUN GUIDE

1	Trai Sharp	TRAY
3	Domo Taylor	DAH-moe
6	Rashard Davis	RUH-shard
9	Kyre Hawkins	Ky-REE
11	Brandon Ravenel	RAV-uh-nell
13	Ishmael Hyman	HIE-men
15	Daniel Schiele	SHE-lee
16	Neeshant Parikh	NEE-shont Puh-REEK
17	Bryan Schor	SHORE
22	Rashad Robinson	RUH-shod
25	Cardon Johnson	CAR-dunn
27	Pat Kagel	KAY-gull
32	Khalid Abdullah	Kuh-LID Ab-DOOL-uh
34	Justin Bethea	Buh-THAY-uh
41	Brett Siegel	SEE-gull
42	Pat Frio	FREE-yo
43	Bryce Maginley	MUH-gin-LEE
46	David Ezeagwu	EH-zog-WOO
47	Darrious Carter	DARE-ee-us
49	Brandon Hereford	HURR-ferd
52	Nick Michalski	Mih-CHOL-skee
54	Kelvin Azanama	AH-zuh-NAH-muh
58	Gerren Butler	JERR-en
59	Daniel Caracciolo	CARE-uh-COAL-oh
60	Jahee Jackson	JAH-hee
67	Zaire Bethea	ZIE-eer
68	Tyree Chavious	CHAVE-us
71	Richard Xu	Shoo
74	Simeyon Robinson	Sim-EE-yon
76	Mitchell Kirsch	KURSH
82	Zach Polglase	POLE-glaze
88	Jonathan Kloosterman	KLOO-stir-men
90	Rondre Knowles-Tener	Ron-DRAE NOLES TEN-urr
93	Andrew Ankrah	ANK-ruh
94	Cornell Urquhart	URK-hart
95	Adeeb Atartiwa	Uh-DEEB Uh-TAH-wuh
97	John Daka	DACK-uh
99	Gunnar Kane	GUNNER

JMU CAREER RECORD WATCH

KHALID ABDULLAH

Rushing Touchdowns	39 (1st)	All-Time Leader
TD (Rush + Receive)	43 (t-1st)	1 off 1st
Scoring (Rush + Rec)	258 (t-1st)	6 off 1st
Rushing Yards	3,577 (2nd)	
Rush Attempts	647 (2nd)	
All-Purpose Yards	3,976 (4th)	

BRANDON RAVENEL

Receptions	160 (2nd)	26 off 1st
Receiving Yards	2,250 (4th)	
Receiving Touchdowns	15 (5th)	1 off t-4th, 2 off t-3rd, 3 off 3rd

BRYAN SCHOR

Passing Touchdowns	34 (t-6th)	1 off t-5th, 2 off 5th
Passing Yards	3,744 (7th)	761 off 7th
Completions	281 (t-7th)	1 off 7th, 46 off 6th
Total Offense	4,559 (9th)	65 off 8th, 267 off 7th
Pass Attempts	398 (10th)	56 off 9th

TAYLOR REYNOLDS

Interception Yards	201 (t-2nd)	29 off 1st
Interceptions	11 (t-4th)	1 off t-3rd, 2 off t-1st

RAVEN GREENE

Interception Yards	158 (4th)	54 off 2nd, 72 off 1st
Interceptions	9 (t-9th)	1 off t-7th, 2 off t-4th

ANDREW ANKRAH

Sacks	16.5	0.5 off t-10th, 1.0 off 10th
-------	------	------------------------------

GAGE STEELE

Tackles	348 (10th)	15 off 9th
---------	------------	------------

RASHARD DAVIS

Punt Return Yards	482 (7th)	89 off 6th, 94 off 5th
-------------------	-----------	------------------------

DEFENSE ROLLING INTO FCS FINAL

- JMU's defense under Bob Trott has seen considerable improvements this season, and in the last month and a half has become a top defensive unit.
- In the playoffs, the defense has allowed 15.3 points per game, forced five turnovers and limited the opponents' rushing attack to 123 yards per game.
- In the passing game, foes are averaging 172.3 yards per game, completing just 39 percent of passes and failing to throw one touchdown.
- On the year, JMU leads the FCS in interceptions (20) while also ranking fifth in pass efficiency defense (106.03), seventh in takeaways (28) and ninth in turnover margin (1.07).
- They are 16th in defensive scores (3) and 20th in both scoring defense (21.7) and third-down defense (33.2%).
- Charles Tutt is third in FCS in fumble recoveries (3) and Raven Greene is 22nd in interceptions per game (0.4).

OFFENSIVE FIRE POWER

- JMU's offense has been a force for nearly three years now in the FCS landscape and rank in the top 10 in 10 different offensive categories.
- The Dukes lead the FCS in three: completion percentage (71.2%), team pass efficiency (181.34) and punt return average (28.05).
- They are also second in scoring (48.0) and first downs (365), third in total offense (525.6), fourth in rushing (284.6) and third-down conversions (51.4%), sixth in fumbles lost (4) and 10th in turnovers lost (13).

SOME OF THE NATION'S BEST

- JMU's offense has been rolling and quite a few are some of the nation's leaders statistically.
- Bryan Schor leads the FCS in completion percentage (73.7%), pass efficiency (185.9) and yards per pass attempt (10.14).
- He is also fourth in point responsibility (222), ninth in passing touchdowns (927) and 16th in passing yards (2,890).
- Khalid Abdullah is No. 1 nationally in rushing touchdowns (20) and total TDs (23). He is also second in rushing yards (1,708), fourth in scoring (9.9), sixth in rush yards per game (122.0) and 11th in yards per carry (6.28).
- In the kicking game, Tyler Gray is JMU's single-season scoring leader by a kicker, ranking sixth in the FCS in scoring per game (9.1).
- Rashard Davis leads the country with a JMU- and CAA-record four punt returns for a touchdown, which is one off the single-season NCAA record.

HOUSTON UP FOR NATIONAL AWARD

- Mike Houston was named AFCA Region 1 Coach of the Year, becoming the eighth coach to win the award in back-to-back years with different teams, having earned it in 2015 at The Citadel.
- He is now being considered for AFCA National Coach of the Year, which will be announced Jan. 10 at the AFCA Convention in Nashville.
- Houston has led JMU to an unprecedented 13-1 start and a perfect 8-0 mark in conference play, which is by far the best start by a JMU coach in his first year.
- No other JMU coach has won more than seven of his first eight games, as Mickey Matthews (1999) and Rip Scherer (1991) both began 7-2.
- Houston is the fifth straight head coach to lead the Dukes to the FCS postseason in their first year leading the team.
- He's also the second JMU coach to win a CAA title in his first season, as Matthews won in 1999.

SCHOR WINS DUDLEY AWARD

- For the fourth straight year, a JMU star was named the state's top Division I football player, as Bryan Schor was voted the winner of the Dudley Award.
- Schor, the CAA Offensive Player of the Year and a finalist for the STATS FCS Walter Payton Award, received 11 of the possible 12 first-place votes to mark the third consecutive year a JMU quarterback won.
- Vad Lee was the first back-to-back Dudley Award winner in 2014 and 2015, while Stephon Robertson garnered the accolade in 2013. Rodney Landers also won in 2008, as JMU has won five of the seven by an FCS school.

JMU DOMINATES SAM HOUSTON

- JMU limited the nation's top offense to only 270 yards, produced 14 points on special teams and 14 more off turnovers in a 65-7 victory against Sam Houston State on Dec. 9.
- The Dukes set program playoff records for most points, fewest allowed, win margin and total offense to move on to the FCS semifinals for the first time in eight seasons.
- It was the second-largest win in FCS playoff history after the Dukes scored all 65 points by the end of the third quarter.
- Khalid Abdullah rushed for 141 yards and three touchdowns, tying the program's single-season rushing touchdown record, with 20. Trai Sharp ran for 144 yards and two scores - both career highs. Bryan Schor threw for 251 yards and a touchdown, accumulating most of his stats in the first half.
- Quarterback Jeremiah Briscoe, who set the FCS record with 57 passing touchdowns, was held without a score.

INSIDE THE POLLS

STATS FCS Top-25

Postseason - Nov. 20, 2016

STATS

No.	Team	Record	Points
1	Sam Houston State (111)	11-0	3676
2	Jacksonville State (15)	10-1	3531
3	Eastern Washington (14)	10-1	3468
4	North Dakota State (10)	10-1	3415
5	James Madison (1)	10-1	3185
6	The Citadel	10-1	2990
7	South Dakota State	8-3	2739
8	North Dakota	9-2	2598
9	Villanova	8-3	2270
10	Charleston Southern	7-3	2124
11	Chattanooga	8-3	2093
12	Richmond	8-3	2033
13	Youngstown State	8-3	1938
14	Central Arkansas	9-2	1805
15	Coastal Carolina	9-2	1602
16	Grambling State	8-1	1434
17	North Carolina A&T	9-2	1328
18	Lehigh	9-2	1252
19	Wofford	8-3	1186
20	North Carolina Central	9-2	1147
21	Cal Poly	7-4	778
22	New Hampshire	7-4	574
23	Samford	7-4	497
24	San Diego	9-1	300
25	Weber State	7-4	280

Receiving Votes: Illinois State (117), Albany (114), Princeton (106), Montana (94), UT Martin (82), Penn (59), Western Illinois (48), Fordham (36), Saint Francis (30), Southeastern Louisiana (27), Northern Iowa (23), Maine (20), Southern Utah (17), Southern University (17), Duquesne (9), Northern Arizona (5), Tennessee State (5), McNeese State (5), Kennesaw State (4), Nicholls (3), Liberty (3), Northern Colorado (3), Harvard (2), Stony Brook (2), Dayton (1).

FCS Coaches' Poll

Postseason - Nov. 21, 2016



No.	Team	Record	Points
1	Sam Houston State (22)	11-0	639
2	Jacksonville State (2)	10-1	616
3	North Dakota State (1)	10-1	581
4	Eastern Washington (1)	10-1	575
5	James Madison	10-1	531
6	The Citadel	11-0	501
7	South Dakota State	8-3	483
8	North Dakota	9-2	474
9	Chattanooga	8-3	403
10	Charleston Southern	7-3	373
11	Villanova	8-3	361
t-12	Youngstown State	8-3	353
t-12	Richmond	8-3	353
14	Grambling State	9-1	297
15	Lehigh	9-2	271
16	Central Arkansas	9-2	246
17	North Carolina A&T	9-2	232
18	North Carolina Central	9-2	227
19	Wofford	8-3	210
20	Cal Poly	7-4	157
21	New Hampshire	7-4	91
22	Montana	6-5	81
23	Weber State	7-4	77
24	Samford	7-4	63
25	San Diego	9-1	58

Receiving Votes: Illinois State (53), Kennesaw State (26), Princeton (22), Penn (14), Saint Francis (Pa.) (14), Southern (10), Western Illinois (9), Albany (9), Southern Utah (9), Southeastern Louisiana (7), Fordham (7), UT-Martin (5), Northern Colorado (4), Tennessee State (4), Northern Iowa (2), William & Mary (2).

JMU SHATTERS PLAYOFF RECORDS

- JMU broke several playoff program records in its FCS quarterfinal win versus Sam Houston.
- In addition to it being the second-largest margin of victory in FCS playoff history, JMU set program playoff records for points scored (65), points allowed (7) and total offense (607).
- Khalid Abdullah became the second JMU back to score three rushing touchdowns in the playoffs, joining Kenny Sims, who did it in 1991.
- Abdullah and Trai Sharp each surpassed 100 rushing yards, marking the third time JMU had multiple 100-yard rushers in the playoffs.
- Domo Taylor made a 64-yard reception, which turned out to be the third-longest by a JMU receiver in the postseason.

SPECIAL TEAMS DOMINANCE

- Before the game was 17 minutes old, JMU took a 28-0 lead against Sam Houston State, and special teams had a lot to do with it.
- After leading 14-0 off a pair of rushing touchdowns, Rashard Davis set the JMU and CAA record with his fourth punt return for a touchdown, going 72 yards to the house late in the first quarter.
- Early in the second, Adam Smith blocked a SHSU punt and Bryce Maginley picked up the loose ball, returning it 20 yards for the punt block for a score.
- JMU has now returned a program-record six punts for a touchdown this season. Davis' and the team's punt return touchdown totals are both one shy of the NCAA single-season record.

DEFENSE SHUTS DOWN TOP FCS OFFENSE

- Sam Houston entered the quarters with the top-ranked offense in multiple categories, but the Dukes completely shut down the Bearkats in the blowout victory.
- SHSU was limited to just 7 points and 270 yards of offense, which was 46 points and 300 yards under its respective season averages.
- Jeremiah Briscoe entered the game averaging nearly 375 passing yards per game and set the FCS record with 57 touchdown passes, yet was held without a touchdown toss and only 143 passing yards.
- JMU forced the Kats into three turnovers, resulting in 14 points.
- The Dukes made two interceptions and broke up a season-high nine passes and SHSU went just 2-for-19 on third down.

DUKES END PLAYOFF SKID VS. UNH

- JMU outscored New Hampshire 49-8 in the middle quarters to cruise to a 55-22 victory in the FCS second round.
- Bryan Schor had a career day in his return, passing for 371 yards and five touchdowns, both JMU playoff records. The five touchdown tosses also tied the program record.
- Three skilled players tallied two receiving touchdowns in the same game for the first time in program history, as Brandon Ravenel, Terrence Alls and Jonathan Kloosterman each tied their respective career highs. Ravenel turned in his first three-touchdown game, as he also returned a kickoff for a touchdown.
- It was JMU's first playoff win since a first-round victory at Eastern Kentucky in 2011 and the first playoff win at Bridgeforth Stadium since a 2008 quarterfinal triumph versus Villanova.

SCHOR RETURNS, ROUTS UNH

- CAA Player of the Year Bryan Schor made his return to the field and did so in a big way, turning in the best statistical game of his career against New Hampshire on Dec. 3.
- Schor was 30-of-37 for a career-best 371 yards and five touchdowns, which tied JMU's single-game pass TD record.

- His passing yards was the fifth most in JMU single-game history and a JMU playoff record.
- He became the first quarterback at JMU ever to throw five touchdown passes twice.
- This season, Schor ranks in the top 8 on four single-season lists at JMU. He is second in passing touchdowns (24), third in passing yards (2,638), completions (199) and total offense (3,182), seventh in pass attempts (267) and tied for 10th in rushing touchdowns (10).

JMU PLAYOFF RECORDS FALL IN UNH WIN

- Bryan Schor passed for a playoff-record 371 yards and five touchdowns. His five touchdown tosses were one off the FCS playoffs record.
- Brandon Ravenel also caught eight receptions for 155 yards and two touchdowns, setting the JMU playoff record for receiving yards.
- It was also the first time two players went over 100 yards in the postseason, as Terrence Alls added 126 receiving yards.

DUKES SET TEAM PASSING TD MARK

- In the second-round victory against UNH, the Dukes did something they had never done before - combine for 6 touchdown passes.
- Bryan Schor tied the program record with five touchdown passes, which he has now accomplished twice.
- For the second consecutive game, a little trickery paid dividends, as a handoff pass from Schor to Rashard Davis resulted in the former Charlottesville quarterback throwing his first career touchdown pass to Brandon Ravenel.
- JMU had previously thrown for five touchdowns three times in a game, all of which have occurred over the previous four seasons.

RECEIVERS SET ANOTHER TD RECORD

- The team passing touchdown record was not the only record that was reset as it pertains to the passing game.
- Brandon Ravenel, Terrence Alls and Jonathan Kloosterman each had two touchdown passes, tying their respective career highs.
- That marked the first time three different players caught a pair of touchdowns in the same game.
- Ravenel led the way with career highs of eight receptions and 155 yards, while Alls turned in career bests of seven catches and 126 yards.
- Kloosterman was efficient in his receiving game, scoring on both of his receptions.

DEFENSE STANDS TALL VS. UNH

- JMU's defense has been on an upward climb since conceding 27 points at New Hampshire in the final 10 minutes of the fourth quarter.
- There would be no repeat of that, as the defense limited UNH to only 268 yards of offense for the entire game.
- UNH had just 14 first downs, and went 3-for-13 on third down. JMU limited the Cats to 4.1 yards per pass attempt and multiple three-and-outs allowed for the Dukes hold nearly a 2-to-1 time of possession edge.
- JMU controlled the ball for 39:44 while UNH was on offense for just 20:16.

RAVENEL BIG-TIME PLAYMAKING

- Brandon Ravenel turned in multiple career highs in the second-round win against UNH.
- He had eight receptions for 155 and two touchdowns - all in the first half. That marked the first time since 2009 that player exceeded 150 receiving yards.
- In the third quarter, he returned a kickoff 86 yards for a touchdown, the second of his career.
- He set JMU playoff records for receiving yards, as well as all-purpose yards, in which he accrued 263. That ranks eighth all-time in JMU's single-game history.

JMU POSTSEASON HISTORY

Overall: 12-11

Current Streak: JMU W3

JMU Home Games: JMU 5-4

Last: Dec. 9, 2016 (JMU 65, SHSU 7)

JMU Away/Neutral Games: JMU 7-7

Last: Dec. 16, 2016 (JMU 27, NDSU 17)

Most JMU Points: 65 on Dec. 9, 2016

On Road: 42 on Nov. 30, 2011

Most Opp. Points: 44 on Dec. 5, 2015

JMU Win Margin: 58 on Dec. 9, 2016

Opponent Win Margin: 29 on Nov. 28, 1987

Date	Game	W/L	Score
11/28/87	at Marshall	L	12-41
11/30/91	at Delaware	W	42-35 2OT
12/7/91	SAMFORD	L	21-24
11/26/94	TROY	W	45-26
12/3/94	at Marshall	L	21-28 OT
11/25/95	at App State	L	24-31
11/27/99	at Troy	L	7-27
11/27/04	at Lehigh	W	14-13
12/4/04	at Furman	W	14-13
12/10/04	at W&M	W	48-34
12/17/04	vs. Montana	W	31-21
11/25/06	at Youngstown	L	31-35
11/24/07	at App State	L	27-28
11/29/08	WOFFORD	W	38-35
12/6/08	VILLANOVA	W	31-27
12/12/08	MONTANA	L	27-35
11/26/11	at ECU	W	20-17
12/3/11	at NDSU	L	14-26
11/29/14	LIBERTY	L	21-26
12/5/15	COLGATE	L	38-44
12/3/16	UNH	W	55-22
12/9/16	SAM HOUSTON	W	65-7
12/16/16	N. DAKOTA ST.	W	27-17

SCHOR HEADLINES ALL-CAA SQUAD

- JMU won three major awards and produced 14 All-CAA honorees in a vote by the league's head coaches.
- Bryan Schor headlined the league, as he was voted CAA Offensive Player of the Year, while Rashard Davis was named CAA Special Teams Player of the Year and Mike Houston was tabbed CAA Coach of the Year.
- A program-record 10 players were named to the All-CAA First Team. Joining Schor (QB) and Davis (PR) were Khalid Abdullah (RB), Brandon Ravenel (WR), Jonathan Kloosterman (TE), Mitchell Kirsch (OL), Aaron Stinnie (OL), Andrew Ankrath (DL), Taylor Reynolds (CB) and Raven Greene (S).
- Making the All-CAA Second Team were Matt Frank (OL), Gage Steele (LB) and Gunnar Kane (P), while Terrence Alls (WR) rounded out the Dukes on the All-CAA Third Team.
- It is the first time since 2008 JMU won three major awards and third team ever in a single season.

CHAMPS EARN FIRST-ROUND BYE

- JMU's is in the postseason for the third straight year and earned a national seed and bye for the second straight year, which is a first for JMU.
- The No. 4 Dukes will host a playoff game at home for the third year running and won their first playoff game since 2011 and first at home since the 2008 campaign.
- JMU was the lone team in FCS to go undefeated against the FCS without having played a non-Division I team.
- Its lone loss came to ACC-foe North Carolina. The Dukes won two games against top-10 teams in the STATS FCS Top 25, and notched three wins on the road against playoff teams - a feat no other team accomplished.

THE CHAMPS ARE HERE!!!

- JMU secured its second straight CAA championship with a win on Nov. 12 at Villanova for its fifth CAA championship in history.
- It was the second outright championship, with the previous coming in 2008, and the first time ever the Dukes won the league back-to-back.
- The following weekend, on Nov. 19, JMU rolled to victory against Elon to complete the perfect conference season, going 8-0 for only the second time in program history and the eighth time in CAA history.
- It was just the fourth time since 1985 that a CAA team finished atop the league standings in consecutive season and the first since Massachusetts in 2006 and 2007.
- JMU has won 10 games in a season four times, with 2016 being the second time it reached double-digit victories before the playoffs.
- Mike Houston became the second head coach in JMU history to capture a CAA title in his first season, joining Mickey Matthews (1999).

ROAD WARRIORS

- JMU's road schedule has been arguably one of the toughest in America this season, facing North Carolina, Maine, New Hampshire, #6 Richmond and #9 Villanova away from home.
- The Dukes wrapped up the regular-season road slate with a 4-1 record, including a perfect 4-0 mark during CAA play. Despite the loss to UNC, JMU scored 21 in the first quarter and held a lead until the second quarter.
- In JMU's four conference road games, the opponents finished second through fifth in the CAA standings.

.500 OR BETTER 14 STRAIGHT YEARS

- JMU's success from year to year has come to be expected, as the Dukes have recorded a .500 record or better for a league-best 14th consecutive season.
- JMU also produced its 12th winning season during the timeframe after earning win No. 7 against Rhode Island.
- The Dukes have now had a winning record in 27 of 45 seasons and won nine wins for the third straight year - a first for the program.

HOW CHAMPION DUKES FARE IN PLAYOFFS

- JMU has won five Colonial Athletic Association championships, and in the previous four postseason ventures in title years, JMU has compiled a 6-3 record.
- In 2004, JMU won the national championship after winning three true road games and a neutral-site game against a national power. After notching 14-13 wins at both Lehigh and Furman, JMU beat William & Mary 48-34.
- On Dec. 17, 2004, the Dukes captured their only national title with a 31-21 win over Montana in Chattanooga, Tenn.
- Four years later, JMU entered the 2008 playoffs as the top seed, taking wins from Wofford (38-35) and Villanova (31-27) before falling to Montana (35-27) in the semifinals.
- The Dukes exited in the first round of the playoffs in both 1999 (L, 27-7 at Troy State) and 2015 (L, 38-44 vs. Colgate).

TWO DUKES IN TOP-12 OF PAYTON VOTE

- JMU's Khalid Abdullah and Bryan Schor were named top-25 finalists for the STATS FCS Walter Payton Award, given to the nation's top offensive player.
- The All-CAA First Team honorees were both in the top 12 of voting for the prestigious award, with Abdullah finishing eighth and Schor 12th.
- Voters picked five of 25 players in order, with Abdullah picking up four second-place votes

and Schor accruing one first-place and one second-place vote.

- Former quarterback Vad Lee was a finalist in 2014, finishing fourth, and Rodney Landers was runner-up in 2008.
- Other finalists from JMU include Justin Rascati (2006) and Curtis Keaton (1999).

NCAA GRANTS RAVEN A FIFTH YEAR

- Mike Houston announced prior to the regular-season finale that Raven Greene has been granted a medical waiver for a fifth season of eligibility for the 2017 season.
- A First Team All-CAA safety this year, he is second in the CAA in interceptions (5) and passes defended (11), while tallying 53 tackles with a fumble recovery.
- His sophomore season was cut short in 2014 after suffering a season-ending injury at Albany, just four games in.
- In his return last year, he was a Second Team All-CAA member, registering 88 tackles, two fumble recoveries and two interceptions, including his first career pick-six at William & Mary.

JOHNSON GARNERS ROOKIE NOD

- Cole Johnson was nearly perfect in his first career start, earning CAA Rookie of the Week accolades to round out the regular season.
- He was 12-of-13 for 274 yards and two touchdowns to lead JMU to a 63-14 win against Elon back on Nov. 19.
- Johnson's first touchdown pass came by way of a 70-yard catch by Domo Taylor. He also completed passes for 37, 28 and 27 yards, averaging 21.1 yards per pass attempt.

JMU OFFENSE GOES OFF VERSUS ELON

- The Dukes gained nearly 700 yards of offense and scored on its way to a 63-14 win versus Elon.
- Cole Johnson was 12-of-13 for 274 yards and two touchdowns -- both to Domo Taylor.
- Taylor finished with four catches for 114 yards and two scores. Tight ends Jonathan Kloosterman and Nick Carlton combined for over 100 yards receiving.
- Khalid Abdullah led JMU's rushing attack with 125 yards and a touchdown. Taylor Woods and Trai Sharp both had 80 yards and a touchdown, while Woods had a touchdown pass to Sharp in the wildcat formation.

SOLID SENIOR SEND OFF

- JMU honored its group of 13 seniors prior to kickoff on Nov. 19, and the seven-touchdown win on Senior Day was a great way to close their final regular-season game at Bridgeforth.
- The senior class has accumulated a 37-14 record over the past four seasons.
- They led JMU to back-to-back CAA championships and three straight playoff appearances.

DUKES CAPTURE CROWN AT 'NOVA

- JMU locked up its fifth CAA championship with a 20-7 win at then-No. 9 Villanova on Nov. 12. It was JMU's first time winning the conference in back-to-back seasons and just the second outright title, with the previous coming in 2008.
- The Dukes limited Villanova to 239 yards while producing four interceptions, three turnover-on-downs and a blocked field goal. VU was also 0-for-3 in the red zone.
- Leading 13-7 with under four minutes to play, Martez Stone intercepted a tipped pass at the line of scrimmage to set up Khalid Abdullah's game-clinching score with 2:36 to go.
- Abdullah rushed for 101 and two touchdowns, as he became the fourth player in school history to run for more than 3,000 yards.

URQUHART EARNS DEFENSIVE POTW

- JMU's best defensive effort all year, coupled with a pair of pivotal plays, earned Cornell Urquhart CAA Defensive Player of the Week.
- Urquhart made five tackles, but more importantly, blocked a short field goal in the third to keep the game tied at 7-7 and tipped a Zach Bednarczyk pass late in the fourth, in which Martez Stone intercepted.
- JMU's defense had four interceptions, forced three turnover-on-downs (two inside the 25) and blocked the field goal. The Dukes kept 'Nova scoreless in the red zone, as it was 0-for-3.

DEFENSE POWERS DUKES AT 'NOVA

- The Dukes have used their high-powered offense to set the tone for games all season, but in Saturday's title-clinching win at Villanova, it was the defense that stood tall.
- The Wildcats boast one of the best defenses in the country and were able to limit JMU to under 300 yards of offense for the first time this year.
- JMU raised the bar on the defensive side, holding VU to 239 yards, had four interceptions and three turnover-on-downs (two inside the JMU 25) and blocked a second-half field goal to keep the game tied.
- Two of JMU's four interceptions resulted in 10 points, including Martez Stone's pick with under four minutes left. That set up Khalid Abdullah's touchdown with 2:36 left.
- The Dukes now lead the CAA and rank third nationally with 17 interceptions and fourth in turnover margin (1.40).

ABDULLAH BREAKS CAREER RECORD

- Khalid Abdullah stands alone atop JMU's career rushing touchdowns list, as his two scores on Nov. 5 at Richmond moved him into first with 33 career rushing scores.
- He surpassed Dae'Quan Scott (2010-13) and Eriq Williams (1989-92), as the duo each had 32.
- He extended it 39 after scoring twice at Villanova on Nov. 12 once versus Elon on Nov. 19 and thrice against Sam Houston on Dec. 9.

SCHOR MOVING IN CAREER LISTS

- This season, Bryan Schor has proved to be one of the nation's best, in terms of pass production.
- In just 17 career starts, he already ranks sixth in career passing touchdowns (34), seventh in passing yards (3,744), tied for seventh in completions (281), ninth in total offense (4,559) and 10th in pass attempts (398).
- His 27 touchdown passes and 2,890 passing yards in 2016 both rank second in single-season history, while his is third in completions (210) and fifth in attempts (285).

RAVENEL CONTINUES TO MOVE ON UP

- Brandon Ravenel has turned in big performances consistently down the stretch, which included his first two career two-touchdown games in both games versus New Hampshire.
- He's moved up the JMU career charts, as he ranks second in receptions (160), fourth in receiving yards (2,250) and fifth in receiving touchdowns (15).
- At Villanova, he became the fifth JMU player to go over 2,000 career receiving yards.
- In the playoff win against UNH, he tallied three touchdowns for the first time with two receiving scores and a kickoff return for a touchdown.

SCHOR NETS FOURTH CAA POTW

- Bryan Schor repeated as CAA Offensive Player of the Week on Nov. 7, as he won for a league-best fourth time.
- Schor was 22-of-28 for 285 yards and three touchdowns, and he rushed for 91 and a score for a career-best 276 yards of total offense in JMU's win at Richmond.
- He threw the go-ahead touchdown pass to Jonathan Kloosterman with 1:36 to play to cap his third straight game with at least four total touchdowns.

KLOO'S TD CATCH LEADS DUKES AT UR

- Jonathan Kloosterman caught an acrobatic nine-yard touchdown pass with 1:36 to play and James Madison added a Khalid Abdullah touchdown run with a minute remaining to earn a 47-43 win at Richmond on Nov. 5, snapping UR's 11-game home win streak.
- Kloosterman reeled in a career-best two touchdown catches, while Abdullah ran for two scores to set JMU's career rushing touchdown record, at 33.
- Bryan Schor was 22-of-28 for 285 yards and three touchdowns and rushed for 91 yards and a score for a career-high 376 yards of offense.
- Four wide receivers caught at least five passes, led by Terrence Alls' career-high six receptions for 98 yards. Kloosterman accrued career highs of five catches for 53 yards, while Rashard Davis and Brandon Ravenel each had five receptions.
- It was the second straight year the teams combined for over 1,000 yards of total offense.

SCHOR TARGERS FOUR AT RICHMOND

- Bryan Schor was pretty efficient in Nov. 5's win at Richmond, throwing for 285 yards. He utilized four players as primary targets - all of whom had at least five receptions.
- Terrence Alls and Jonathan Kloosterman both turned in career performances, as Alls had six receptions for 98 yards and Kloosterman accrued five catches for 53 yards and two scores.
- Rashard Davis had five grabs for 32 yards and a touchdown, while Brandon Ravenel added five catches for 89 yards.

RECORD WIN ON HOMECOMING

- James Madison notched an unprecedented victory for Homecoming on Oct. 29, downing Rhode Island 84-7. The 84 points were a program record, besting the season-opening 80 against Morehead State on Sept., and was also a CAA record for most points by a single team in a conference game.
- The 77-point win margin was a JMU record and tied a conference-game record.
- The Dukes limited URI to only 109 yards of offense, including 12 passing yards, as the defense had more catches than the Rams with five interceptions (two touchdowns) to their four completions.
- Bryan Schor was 21-for-22 for 309 yards and five touchdowns. His completion percentage (95.5%) set a school record and his five passing scores tied the program's single-game record.
- Daniel Schiele reeled in three touchdown catches on three receptions, setting a JMU record for most touchdowns in a game by a tight end. It also tied the record for most receiving scores in a game.

SCHOR REELS IN THIRD POTW AWARD

- For the second straight season, JMU's starting quarterback earned three CAA Offensive Player of the Week awards.
- Bryan Schor was named the league's top player on Oct. 31 following his career performance against Rhode Island.
- In just 2.5 quarters, Schor was 21-of-22 for 309 yards and five touchdowns - both career highs.
- His completion percentage (95.5%) set a new

JMU record, while his five touchdown tosses tied the school record.

- Three of his five touchdown passes were to tight end Daniel Schiele, and he had a 58-yard touchdown throw to Rashard Davis.
- Schor has thrown for 573 yards and nine touchdowns in the last two games.

DUKES MOVIN' ON FIRST POSSESSIONS

- JMU has been solid in the first quarter all year long, reeling off touchdowns on its opening possession in the first four games. Up until the second drive at Maine, the Dukes were 11-for-11 on first-quarter drives.
- The Dukes have only given up points on the first defensive appearance in two games, conceding a touchdown at North Carolina and at Richmond.

Opening Drives This Season

Sept. 3 vs. Morehead State
Offense - Rushing TD (12 plays, 65 yards, 4:25)
Defense - Punt (3 plays, 6 yards, 0:53)
Sept. 10 vs. Central Connecticut
Offense - Passing TD (6 plays, 75 yards, 2:26)
Defense - Punt (4 plays, 8 yards, 1:43)
Sept. 17 at North Carolina
Offense - Rushing TD (9 plays, 82 yards, 3:48)
Defense - Rushing TD (8 plays, 75 yards, 2:53)
Sept. 24 at Maine
Offense - Rushing TD (8 plays, 69 yards, 3:23)
Defense - Turnover on Downs (5 plays, 27 yards, 2:23)
Oct. 1 vs. Delaware
Offense - Missed FG (15 plays, 49 yards, 6:30)
Defense - Missed FG (8 plays, 43 yards, 4:06)
Oct. 8 vs. William & Mary
Offense - Made FG (8 plays, 49 yards, 3:00)
Defense - Punt (6 plays, 9 yards, 2:47)
Oct. 15 at New Hampshire
Offense - Punt (4 plays, 7 yards, 1:26)
Defense - Turnover on Downs (7 plays, 13 yards, 2:55)
Oct. 29 vs. Rhode Island
Offense - Rushing TD (8 plays, 75 yards, 4:03)
Defense - Punt (3 plays, 3 yards, 1:36)
Nov. 5 at Richmond
Offense - Rushing TD (7 plays, 65 yards, TOP 2:43)
Defense - Passing TD (5 plays, 82 yards, TOP 1:59)
Nov. 12 at Villanova
Offense - Rushing TD (13 plays, 84 yards, TOP 6:40)
Defense - Punt (3 plays, 1 yard, TOP 1:06)
Nov. 19 vs. Elon
Offense - Rushing TD (6 plays, 71 yards, TOP 2:07)
Defense - Punt (3 plays, 4 yards, TOP 0:48)
Dec. 3 vs. New Hampshire
Offense - Punt (9 plays, 24 yards, TOP 3:51)
Defense - Punt (5 plays, 17 yards, TOP 1:55)
Dec. 9 vs. Sam Houston State
Offense - Interception (1 play, 0 yards, TOP 0:09)
Defense - Punt (3 plays, 0 yards, TOP 1:08)
Dec. 16 at North Dakota State
Offense - Punt (3 plays, 9 yards, TOP 1:53)
Defense - Punt (3 plays, 6 yards, TOP 1:27)

SCHIELE SETS TIGHT END RECORD

- Entering last Saturday's Homecoming game, Daniel Schiele has two career catches and no touchdowns. He had a career outing while setting one record and tying another.
- Schiele finished the URI game with three receptions for 30 yards and three touchdowns.
- He became the first tight end in JMU history to record three receiving scores in a game, while tying the single-game receiving TD record.

SCHOR COLLECTS SECOND POTW

- Following a then-career performance and a conference road win, Bryan Schor was named Colonial Athletic Association Football Offensive Player of the Week for the second time this season on Oct. 17.
- Schor amassed 334 yards of total offense and a career-high five total touchdowns in JMU's 42-39 win at New Hampshire on Oct. 16. He completed 18 of 27 passes for 264 yards and four touchdowns, then-career highs. Schor also rushed for 70 yards and a touchdown.

TWO TD DAY FOR PAIR OF RECEIVERS

- Terrence Alls and Brandon Ravenel each recorded their first career game with two receiving touchdowns at New Hampshire.
- It was the first time since Sept. 19, 2009, that two receivers achieved the feat when Mike Caussin and Rockeed McCarter each caught a pair of touchdowns.
- That also came from two different quarterbacks, as Justin Thorpe had the first and Drew Dudzik reeled off the next three.

JMU WINS WILD ONE IN DURHAM

- Terrence Alls and Brandon Ravenel reeled in two touchdown catches each and JMU was able to hold off New Hampshire's furious rally for a 42-39 win on Oct. 15.
- JMU led 42-12 with 10 minutes to play before UNH scored 27 straight to trim the lead to three. After successfully recovering an onside kick, JMU knelt down to snap the Wildcats' 17-game, regular-season win streak at home.
- Bryan Schor had a career-high five total touchdowns, as he passed for 264 yards and four touchdowns, both career highs. He also ran for 70 yards and a score.
- Jordan Brown made a career-high 16 tackles, while Gage Steele tallied 15. Curtis Oliver had nine stops, including 1.5 sacks.

TWO TOUCHDOWNS, FOUR SECONDS

- JMU used big passing plays to open up a lead at New Hampshire but a stretch of just four seconds allowed JMU to go up by 30.
- Bryan Schor connected with Terrence Alls on a 26-yard touchdown pass to extend JMU's lead to 35-12 with 10:04 to play.
- On the ensuing kickoff, UNH's Garette Craig struggled to handle the ball and Marcell Johnson forced a fumble. Charles Tutt recovered the fumble and scampered in from six yards out for the team's second touchdown in only four seconds, upping the lead to 42-12.

WINS TOUGH TO COME BY AT UNH

- On Oct. 15, JMU snapped New Hampshire's 17-game, regular-season home win streak with a 42-39 win in Durham.
- It was just the seventh home loss for the Wildcats since the start of the 2007 season and was JMU's first win there since 2006.
- The Dukes also came closer to evening the odds in Durham, improving to 4-5 all-time at UNH. It also tied the overall series at 8-8.

DUKES THRILL FANS IN W&M WIN

- JMU improved to 3-0 in CAA play with a thrilling 31-24 triumph against William & Mary on Oct. 8.
- Khalid Abdullah rushed for a career-high 194 yards and three touchdowns, including a 74-yard score in the final minute to ice the game. Abdullah produced five runs of at least 10 yards, adding in rushes of 22 and 29, to go with the long touchdown.
- Taylor Reynolds made two of the biggest defensive stops in the ballgame. First, he stuffed Kendall Anderson at the one with a loss of four on third and goal in the first quarter. He capped his Saturday with an interception in the end zone with only 1:22 to play, preserving JMU's seven-point lead.
- On the opening drive of the second half, Curtis Oliver made his first career sack, dropping Steve Cluley for a 17-yard loss. Later in the third, Cluley put the ball on the ground in the red zone, allowing for Darrious Carter to fall on it for his first fumble recovery.

LONG DRIVE PAYS DIVIDENDS

- Leading 17-10 late in the third, Darrious Carter recovered a fumble in the red zone, setting up for what would be a lengthy drive.
- JMU churned 8:08 off the clock on 19 plays, the longest drive by nearly three minutes, and the end result was a Cardon Johnson two-yard touchdown to make it 24-10 with 10:55 to play.
- It was JMU's longest drive in over five years and best since a 19-play possession that spanned 10:06 at North Carolina back on Sept. 3, 2011.

SCHOR NETS FIRST PLAYER OF THE WEEK

- Quarterback Bryan Schor produced career highs of 312 yards of offense and four total touchdowns to lead JMU to a 43-20 victory against Delaware on Oct. 1. Two days later, he was honored by being named CAA Co-Offensive Player of the Week.
- Schor was 19-for-25 for 209 yards and a touchdown while rushing for 103 yards and three touchdowns, tying his career best. It was his second 100-yard rushing performance.
- In the first half, he completed 14 of 17 attempts for 148 yards and a touchdown while running for 63 yards and two scores to help JMU build a 26-7 halftime lead. He finished the game going 5-for-9 through the air in the second half for his third 200-yard passing game of the season.

RUSHING ATTACK KEYS JMU IN WIN

- JMU nearly turned in its second 400-yard rushing performance of the year versus Delaware with 398 rushing yards and five scores.
- Khalid Abdullah led the way with 159 yards and two touchdowns on just 10 carries. Bryan Schor had 103 yards and tied his career high with three scores, and Cardon Johnson added 93.

DUKES ROLL OVER UD FOR CAA WIN

- Bryan Schor accounted for four total touchdowns and over 300 yards of offense to lead JMU to a 43-20 win against Delaware.
- Schor combined for 312 yards, passing for 209 and a touchdown and rushing for 103 and three scores, tying his career high.
- Khalid Abdullah had his fourth straight 100-yard game with 159 and two touchdowns on 10 carries. Cardon Johnson added 93 on the ground and Terrence Alls made four catches for 70 yards and a score.
- JMU reeled off 33 straight points in the middle quarters to build a 40-3 lead. During that run, JMU's defense forced Delaware into four punts, intercepted a pass and a turnover on downs.
- It was the second-biggest win for JMU in the series, coming just one point shy of the single-game scoring record versus UD. The 607 yards of offense was also the most gained by JMU against the Hens.

DUKES RALLY FOR WIN IN CAA OPENER

- Khalid Abdullah and Cardon Johnson combined for 282 rushing yards and three touchdowns to lead JMU to a 31-20 comeback victory to open CAA play at Maine on Sept. 24.

- The defense thwarted Maine's offense in the second half, limiting the Black Bears to 120 yards of offense, including just 21 in the fourth quarter. The Dukes also forced four turnovers - three by interceptions and one via turnover on downs - while producing four sacks.
- Abdullah ran for a career-high 172 yards and two touchdowns, while Johnson tallied 110 yards and a score. The duo had a pair of long touchdown runs - an 85 yards by Abdullah and a 52 yarder by Johnson. Abdullah's career-long TD was the fifth-longest rush in JMU history.
- Brandon Hereford led the Dukes in tackles for the third straight game, making nine stops. Jimmy Moreland and Simeyon Robinson both had seven tackles. Robinson was a force in the trenches with a career-best 4.5 tackles for loss and 1.5 sacks. It was the most tackles by a defensive lineman this season and the most in 13 games.

ABDULLAH NAMED CAA'S TOP PLAYER

- Following the win at Maine, the CAA named Khalid Abdullah Offensive Player of the Week on Sept. 27.
- Abdullah had a career day, rushing for 172 yards and two touchdowns. His performance including a career-long 85-yard touchdown - the fifth longest rush in JMU football history.
- It was his third straight 100-yard game.

DEFENSE OVERWHELMS MAINE

- Down at halftime, JMU's defense came out strong in the second half, holding a solid Black Bear team to just seven points and 120 yards of offense in the second half.
- Simeyon Robinson led the charge with his career-best 4.5 tackles for loss and 1.5 sacks.
- JMU produced three interceptions, two of which later turned into points on the ensuing offensive drives. The Dukes, who had gone three games without a sack, was fierce at the line in the second half, making four sacks, including three straight in the fourth.

TWO-GAME SCORING RECORD

- JMU set a two-game scoring record to open 2016 with 136 points in the first two games.
- JMU amassed 562.0 yards of offense on average in the wins over Morehead State and Central Connecticut State.
- The Dukes broke their single-game scoring record in the opener on Sept. 3, putting up 80 points against the Eagles, and tacked on 56 more points in the five-touchdown win in week two versus the Blue Devils.
- In the MSU win, the 73-point triumph was the then-largest in the 45-year history of the program, as JMU produced 10 rushing touchdowns, just one off the FCS record of 11 by Georgia Southern in 2004. It was also a CAA record for most points against a Division I team.

JMU AGAINST FBS OPPOSITION


- Week three's matchup at UNC was JMU's 25th meeting all-time against Football Bowl Subdivision opponents.
- JMU is now 5-20 all-time against FBS teams, after the 56-28 defeat. However, the 28 total points was the second-most JMU had scored against an ACC team, only being bested by the 35 scored in an OT loss at Maryland in 2009.
- JMU last won against FBS competition in 2015, downing SMU 48-45 last September in Dallas. In the win, Vad Lee became the first Division I player to run and pass for over 275 yards in the same game.
- JMU has won twice against ACC squads. The first ACC win came back in 1982 - a 21-17 win at Virginia. The latter and most notable FBS win in JMU history occurred six seasons back - a 21-16 triumph at Virginia Tech in 2010.
- The Dukes also picked up a pair of wins in back-to-back season at Navy - a 24-20 victory in 1989 and a 16-7 win in 1990.
- JMU has played one FBS team a year each season since 2007, going 2-8 in those matchups.

RUSHING PROWESS IN GAME ONE

- JMU used the ground game to power itself past Morehead State. The Dukes ran for a program-record 10 rushing touchdowns, one off the FCS record set by Georgia Southern in 2004.
- Though Khalid Abdullah and Cardon Johnson started things for the Dukes, it was all four running backs and the quarterback who nearly broke the team record for rushing in a game.
- JMU tallied 498 rushing yards against MSU, just three off the record. It was led by Bryan Schor, who accrued 129 yards and three touchdowns, as he takes his nation-leading 12.9 yards per carry into week two.
- Trai Sharp posted 110 yards and a score, while Johnson had 104 and two touchdowns. Taylor Woods had a strong outing too, going for 89 yards and three scores, the first touchdowns of his career.

CONTROLLING THE FIELD VS. MSU

- JMU mustered 11 touchdowns and a field goal versus Morehead State due in large part to the distinct advantage on special teams.
- The Dukes' average starting field position was at their own 47-yard line, as opposed to MSU beginning drives on average at its own 17.
- JMU only had two drives beginning at or inside its own 20. JMU began four drives in enemy territory while also taking back a 76-yard punt return for a score, all by the midway point of the third quarter.



FIRST DRIVE OF YEAR - LIKELY RUSH TD

- Since 2010, JMU is 5-2 in season openers. In the five wins, there are quite a few similarities to how the first offensive drive ends.
- In the five wins, JMU has scored a rushing touchdown on the opening drive, as opposed to 3-and-outs in the two defeats, both by FBS opponents.
- The five rush scores have been by five different players (3 RBs, 2 QBs) and have all been one-yard touchdown carries.

1ST DRIVE OF YEAR (SINCE '10)

9/3/16	vs. MSU	W, 80-7	Rush TD (K. Abdullah 1 yd run)
9/5/15	vs. MSU	W, 56-7	Rush TD (C. Johnson 1 yd run)
8/30/14	at MD	L, 7-52	Punt
8/31/13	vs. CCSU	W, 38-14	Rush TD (M. Birdsong 1 yd run)
9/1/12	vs. SFU	W, 55-14	Rush TD (D. Scott 1 yd run)
9/3/11	at UNC	L, 10-42	Punt
9/4/10	vs. MSU	W, 48-7	Rush TD (D. Dudzik 1 yd run)

COACHING FIRSTS

- In just his first game at the helm, Mike Houston coached the Dukes to a program-record score and margin of victory.
- That point total broke the previous mark of 76, set back in the season opener in 1995.
- Ironically, in 1995, JMU welcomed a new head - Alex Wood. Wood and the Dukes downed Morgan State 76-7 to open that year.
- There must be something with first-year head coaches facing teams named MSU in their inaugural game at home, eh?

THREE PRESEASON ALL-AMERICANS

- JMU had three players honored as Preseason All-Americans this summer, including a pair of returning All-Americans from a year ago.
- Mitchell Kirsch was an Athlon Sports FCS Preseason All-American and a STATS FCS Second Team Preseason All-American.
- Andrew Ankrah joined Kirsch on the Athlon Sports All-America list and was a First Team Preseason All-American by STATS.
- Taylor Reynolds was also recognized by STATS as a Third Team Preseason All-American.
- Kirsch and Ankrah were both named All-Americans in 2015, as they were both named STATS Second Team All-Americans, while Kirsch was an Associated Press Third Team All-American.

DIGGING DEEPER INTO THE OPENER

- The Dukes are 24-20-1 all-time in season openers, dating back to 1972's inaugural season.
- JMU's last five season-opening defeats have all come at the hands of FBS programs, while the last FCS to beat JMU to open the year was Hampton's 31-28 win at JMU.
- Since that defeat, JMU is 9-0 at Bridgeforth

Stadium on the opening weekend of the season.

- JMU is also 34-11 in home openers and have won 14 straight openers at Bridgeforth and 23 of the last 25.

JMU VERSUS RANKED TEAMS

- Since 1985, the Dukes have played 138 games against ranked opponents and hold a 58-79-1 record in those contests.
- JMU's most notable win wasn't against a FCS foe, but that to FBS power Virginia Tech. On Sept. 11, 2010, Madison stunned then-No. 13 Virginia Tech 21-16 in Blacksburg.
- The Dukes have captured 27 victories against top-10 teams and three against a No. 1 team.
- JMU picked up its first win over a top-ranked team on Sept. 26, 1992 -- a 52-49 win at Youngstown State. Fourteen years later, on Oct. 14, 2006, JMU downed New Hampshire on the road, 42-23. More recently, the Dukes claimed a 35-32 triumph versus Appalachian State at home on Sept. 20, 2008.

A NEW YEAR, A NEW BREED

- JMU enters the 2016 season under new leadership as Mike Houston was hired as JMU seventh head football coach on January 18.
- Houston spent the previous two seasons at The Citadel, leading the Bulldogs to a Southern Conference championship and FCS playoffs appearance a year ago. He was also head coach at Division II Lenoir-Rhyne for three seasons (2011-13), where he guided the Bears to three straight South Atlantic Conference crowns and a trip to the 2013 NCAA Division II championship.
- Following his hire, Houston hired an all-star coaching staff to lead the Dukes into 2016, highlighted by Defensive Coordinator Bob Trott (former Richmond DC) and Offensive Coordinator Donnie Kirkpatrick (former Chattanooga HC).
- The coaching staff also includes Bryan Stinespring (former Virginia Tech OC) and Byron Thweatt (former Virginia State HC). The staff now has three alumni in Stinespring, John Bowers and Drew Dudzik. Jeff Hanson also returned to coach the defensive line, a role he held for the 2013 season.

COLLEGE GAMEDAY IN THE 'BURG

- Last October, JMU was chosen as a host for ESPN's College GameDay, marking the eighth time a non-FBS site hosted the iconic pregame show.
- James Madison was the 65th school and Harrisonburg was the 73rd different city to host the show.
- There was a total audience reach of 65,833,008 between Friday's live programming all the way through Saturday's premier show.

- A total of 12,000 spectators attended GameDay, which broadcasted live from the Quad and Wilson Hall on JMU's campus.
- That resulted in a Bridgeforth Stadium-record 26,069 fans being in attendance for JMU's Homecoming game versus Richmond.
- Duke Dog was the 53rd different mascot head Lee Corso donned at the end of the show.
- ESPN College GameDay's senior coordinating producer, Lee Fitting, is a 1996 graduate of JMU.
- Lee Corso described JMU's College GameDay as "one of the greatest shows we ever put on." He later added, "I hope we can return again to Harrisonburg!"
- On Saturday, Oct. 8, Lee Corso was honored for 20 years of his theatrical selections, to which JMU was highlighted in when he dressed as President Madison on the steps of Wilson Hall.

#NFLDUKES

- Six former James Madison stars are currently affiliated with franchises in the National Football League.
- All five players have previous experience in the league, as three advanced to the playoffs a year ago, including one making the Super Bowl.
- The group of Dukes consists of left outside linebacker Arthur Moats (Steelers), strong safety (Dean Marlowe (Panthers) offensive linemen Earl Watford (Cardinals) and Josh Wells (Jaguars) and tight end Daniel Brown (Bears).
- Moats is the veteran of the group, entering his seventh season in the NFL and the third in Pittsburgh.
- Last season, Marlowe won the NFC championship and advanced to the Super Bowl with the Panthers.
- Two other Dukes went to the playoffs as Watford's Cardinals fell to Carolina in the NFC title game, Moats' Steelers made it to the AFC divisional round.
- Coaching in the NFL is John DeFilippo, who serves as the quarterbacks coach with the Philadelphia Eagles.





NATIONAL RANKINGS



	<u>TEAM</u>	
Completion Percentage *		
JMU	71.2%	1st
Team Passing Efficiency *		
JMU	181.34	1st
Passes Intercepted *		
JMU	20	1st
Punt Return Average *		
JMU	28.05	1st
Scoring Offense *		
JMU	48.0	2nd
First Downs *		
JMU	365	2nd
Total Offense *		
JMU	525.6	3rd
Rushing Offense *		
JMU	284.6	4th
Third-Down Conversions *		
JMU	51.4%	4th
Team Passing Efficiency Defense		
JMU	106.03	5th
Fumbles Lost		
JMU	4	6th
Turnovers Gained		
JMU	28	7th
Turnover Margin		
JMU	1.07	9th
Turnovers Lost *		
JMU	13	10th
Net Punting		
JMU	38.23	14th
Defensive Touchdowns		
JMU	3	16th
Yards Per Completion		
JMU	14.06	17th
Scoring Defense		
JMU	21.7	20th
Third-Down Conversion Defense		
JMU	33.2%	20th
Time of Possession		
JMU	31:57	20th
Red Zone Offense		
JMU	86.5%	24th
Tackles for Loss Allowed		
JMU	4.93	24th
Sacks Allowed		
JMU	1.29	27th
Blocked Punts		
JMU	1	27th

* - leads the CAA

INDIVIDUAL

Bryan Schor		
Completion Percentage *	73.7%	1st
Pass Efficiency *	185.9	1st
Yards Per Pass Attempt *	10.14	1st
Point Responsibility *	222	4th
Passing Touchdowns *	27	9th
Point Responsibility/Game *	17.1	9th
Passing Yards	2,890	16th
Yards Per Completion	13.76	18th
Total Offense/Game	264.1	24th
Rushing Touchdowns	10	24th
Khalid Abdullah		
Rushing Touchdowns *	20	1st
Total Touchdowns *	23	1st
Rushing Yards *	1,708	2nd
Scoring/Game *	9.9	4th
Rush Yard/Game	122.0	6th
Yards Per Carry *	6.28	11th
All-Purpose Yards/Game	135.07	22nd
Tyler Gray		
Scoring/Game	9.1	6th
Charles Tutt		
Fumble Recoveries *	3	3rd
Raven Greene		
Interceptions/Game	0.4	22nd
Rashard Davis		
Punt Return Touchdowns *	4	1st
John Miller		
Punt Return Touchdowns	1	5th
Bryce Maginley		
Punt Return Touchdowns	1	5th
Brandon Ravenel		
Kick Return Touchdowns	1	4th

* - leads the CAA

LAST TIME THEY MET...

2006: #4 Youngstown State 35, #6 James Madison 31

	1	2	3	4	Score
JAMES MADISON	14	3	7	7	31
YOUNGSTOWN STATE	10	10	0	15	35

Nov. 25, 2006 | Stambaugh Stadium | Youngstown, Ohio | Attendance: 11,627

SCORING SUMMARY

1st	09:39	YSU	Mason 1 yd run (Palmer kick)	
			10 plays, 84 yards, TOP 5:21	0-7
	09:19	JMU	McGee 99 yd kickoff return (Rabil kick)	
				7-7
	05:51	YSU	Palmer 40 yd field goal	
			9 plays, 49 yards, TOP 3:16	7-10
	02:26	JMU	Rascati 11 yd run (Rabil kick)	
			6 plays, 70 yards, TOP 3:21	14-10
2nd	11:43	YSU	Berry 4 yd pass from Gibson (Palmer kick)	
			13 plays, 66 yards, TOP 5:33	14-17
	00:52	YSU	Palmer 26 yd field goal	
			11 plays, 66 yards, TOP 4:00	14-20
	00:00	JMU	Rabil 37 yd field goal	
			6 plays, 36 yards, TOP 0:46	17-20
3rd	04:09	JMU	Caussin 14 yd pass from Rascati (Rabil kick)	
			13 plays, 73 yards, TOP 5:47	24-20
4th	14:52	JMU	Rascati 27 yd run (Rabil kick)	
			5 plays, 51 yards, TOP 2:51	31-20
	08:06	YSU	Peterson 6 yd pass from Zetts (Petersen pass)	
			6 plays, 52 yards, TOP 2:30	31-28
	01:12	YSU	Mason 1 yd run (Palmer kick)	
			13 plays, 88 yards, TOP 3:29	31-25

No. 17 JMU Ends Season With 26-14 Loss at No. 2 Seed NDSU

YOUNGSTOWN, Ohio – Youngstown State quarterback Tom Zetts threw for 314 yards and directed a pair of fourth-quarter scoring drives as the host Penguins rallied to beat James Madison 35-31 Saturday night in the opening round of the NCAA Division I Football Championship playoffs.

JMU took a 31-20 lead on a 27-yard touchdown run by senior quarterback Justin Rascati with 14:52 left in the game, but Youngstown State scored twice during the final 8:06, putting together drives of 52 and 88 yards.

The Penguins raised their record to 10-2 and advanced to the playoffs' second round to meet fellow Gateway Conference member Illinois State, a 24-13 winner at Eastern Illinois Saturday.

JMU closed the year with a 9-3 record after tying its mark for regular-season wins.

Zetts completed 24 of 40 passes and led an offense that compiled 412 yards (84 rushing, 318 passing). He hit on passes of 22 and 18 yards before throwing a six-yard scoring strike to T.J. Peterson on a 52-yard drive that got the Penguins to within 31-28 with 8:06 left.

JMU reached the Youngstown State 12 on the following possession but was ruled to have come up short on a fourth-and-one-yard-to-go quarterback sneak with 4:41 remaining.

The Penguins then put together a 13-play, 88-yard march that ended in Marcus Mason's one-yard touchdown run for a 35-31 Youngstown State lead with 1:12 to play. Zetts had a 30-yard completion on a third-and-15 from the Youngstown State seven and completed four of eight passes for 52 yards overall during the drive.

JMU started its final possession from its 34 and got one first down to reach the Penguin 46. But the Dukes then had three straight passes fall incomplete and Rascati was able to gain only eight yards on a fourth-and-10 carry that ended with three seconds left in the game.

JMU finished with 394 yards (249 rushing, 145 passing). Rascati completed 14 of 24 passes for 145 yards and a touchdown and ran for a career-high 93 yards and two scores. Junior tailback Eugene Holloman ran 20 times for 89 yards for the Dukes.

Youngstown State drove 84 yards in 10 plays to score on the game's initial possession. Marcus Mason capped the series with a one-yard run after Zetts hit Monquantae Gibson on a 43-yard swing pass to the JMU six on a third-down-and-four play.

JMU redshirt freshman Scotty McGee returned the ensuing kickoff 99 yards for a touchdown to pull JMU into a 7-7 tie. The kickoff return for a score was JMU's first since Tony Booth scored on a 98-yarder in 1998 against Northeastern and matched the longest kickoff return in JMU history, equaling Jay Jones' 99-yarder for a touchdown at Richmond in 1996.

Youngstown State went up 10-7 on a 40-yard Brian Palmer field goal with 5:51 left in the first quarter after moving 49 yards in nine plays.

JMU took a 14-10 with 2:26 left in the opening period on an 11-yard touchdown run by Rascati at the end of a six-play, 70-yard series. Holloman had run for 25 yards on JMU's first play from scrimmage, and Rascati had hit senior wide receiver D.D. Boxley on a 19-yard pass on the drive's second play. Youngstown State went ahead on a four-yard running back option pass from Gibson to Rory Berry with 11:43 left in the half and raised the margin to 20-14 on a 26-yard Palmer field goal with 0:52 seconds left in the half.

JMU got to within 20-17 at halftime when senior placekicker David Rabil kicked a 37-yard field goal as the clock ran out. Freshman wide receiver Rockeed McCarter returned a short Penguin kickoff to the JMU 44, and Rascati hit four receivers with passes to get the Dukes to the Youngstown State 20. Another pass fell incomplete with 0:01 on the clock before Rabil hit on his 11th field goal in 13 attempts this season.

After an exchange of punts on the first two series of the second half, JMU took a 24-20 lead when Rascati hit redshirt freshman Mike Caussin on a 14-yard touchdown pass to a cap a 13-play, 73-yard drive that used 5:47 of playing time. Rascati hit on five of six passes for 49 yards on the possession.

The Dukes raised the lead to 31-20 with a five-play, 51-yard march after forcing a second Penguin punt. Rascati capped the series with his 27-yard run scoring run on the fourth quarter's initial play.



Quickie Statistics (Final)

JMU #6 James Madison vs #4 Youngstown State (11-25-06 at Youngstown, Ohio) **CAA**

	JMU	YSU
Score	31	35
FIRST DOWNS	19	23
RUSHES-YARDS (NET)	37-249	31-94
PASSING YDS (NET)	145	318
Passes Att-Comp-Int	24-14-0	41-25-0
TOTAL OFFENSE PLAYS-YARDS	61-394	72-412
Fumble Returns-Yards	0-0	0-0
Punt Returns-Yards	1-0	1-20
Kickoff Returns-Yards	6-197	5-106
Interception Returns-Yards	0-0	0-0
Punts (Number-Avg)	2-42.5	3-36.3
Fumbles-Lost	1-1	1-0
Penalties-Yards	5-55	6-29
Possession Time	29:22	30:38
Third-Down Conversions	6 of 11	7 of 12
Fourth-Down Conversions	1 of 3	0 of 0
Red-Zone Scores-Chances	3-4	5-5

James Madison

Rushing	No.	Gain	Loss	Net	TD	Lg	Avg
Rascati, J.	11	93	0	93	2	27	8.5
Holloman, E.	20	96	7	89	0	25	4.4
Banks, A.	5	59	0	59	0	43	11.8
Jordan, A.	1	8	0	8	0	8	8.0

Passing	C-A-I	Yds	TD	Long	Sack
Rascati, J.	14-24-0	145	1	19	0

Receiving	No.	Yards	TD	Long
Baker, L.C.	4	34	0	10
Bransford, A.	3	35	0	16
Caussin, M.	2	32	1	18
Boxley, D.D.	1	19	0	19

Punting	No.	Yds	Avg	Long	In20	TB
Pritchard, J.	2	85	42.5	52	1	0

Punt Returns	No.	Yards	TD	Long
LeZotte, T.	1	0	0	0

Kick Returns	No.	Yards	TD	Long
McGee, S.	3	157	1	99
Boxley, D.D.	1	15	0	15

Tackles	UA-A	Total	Sacks	TFL
Jordan, A.	7-7	14	0.0	1.0
Dottin-Carter, I.	5-7	12	0.0	0.0
LeZotte, T.	5-4	9	0.0	0.0

Youngstown State

Rushing	No.	Gain	Loss	Net	TD	Lg	Avg
Mason, Marcus	26	78	6	72	2	10	2.8
Zetts, Tom	2	13	0	13	0	11	6.5
Gibson, M.	2	6	0	6	0	3	3.0
Ison, Demetrius	1	3	0	3	0	3	3.0

Passing	C-A-I	Yds	TD	Long	Sack
Zetts, Tom	24-40-0	314	1	43	0
Gibson, M.	1-1-0	4	1	4	0

Receiving	No.	Yards	TD	Long
Peterson, T.J.	11	144	1	30
Berry, Rory	5	58	1	23
Gibson, M.	3	58	0	43
Irizarry, Louis	2	23	0	18

Punting	No.	Yds	Avg	Long	In20	TB
Bishop, Joe	3	109	36.3	38	0	0

Punt Returns	No.	Yards	TD	Long
Perry, Jason	1	20	0	20

Kick Returns	No.	Yards	TD	Long
Cayson, Josh	3	72	0	30
Horne, D.	2	34	0	23

Tackles	UA-A	Total	Sacks	TFL
Hutchinson, M.	1-5	6	0.0	0.5
Koval, Jeff	4-2	7	0.0	0.5
Jackson, Codera	4-2	6	0.0	0.0

Qtr	Time	Scoring Play	V-H
1st	09:39	YSU - Mason, Marcus 1 yd run (Palmer, Brian kick), 10-84 5:21	0-7
	09:19	JMU - McGee, S. 99 yd kickoff return (Rabil, D. kick)	7-7
	05:51	YSU - Palmer, Brian 40 yd field goal, 9-49 3:16	7-10
	02:26	JMU - Rascati, J. 11 yd run (Rabil, D. kick), 6-70 3:21	14-10
2nd	11:43	YSU - Berry, Rory 4 yd pass from Gibson, M. (Palmer, Brian kick), 13-66 5:33	14-17
	00:52	JMU - Palmer, Brian 26 yd field goal, 11-66 4:00	14-20
	00:00	JMU - Rabil, D. 37 yd field goal, 6-36 0:46	17-20
3rd	04:09	JMU - Caussin, M. 14 yd pass from Rascati, J. (Rabil, D. kick), 13-73 5:47	24-20
4th	14:52	JMU - Rascati, J. 27 yd run (Rabil, D. kick), 5-51 2:51	31-20
	08:06	YSU - Peterson, T.J. 6 yd pass from Zetts, Tom (Peterson, T.J. pass from Zetts, Tom), 6-52 2:30	31-28
	01:12	YSU - Mason, Marcus 1 yd run (Palmer, Brian kick), 13-88 3:29	31-35

2016 STATISTICS



2016 James Madison Football James Madison Combined Team Statistics (as of Dec 16, 2016) All games



Date	Opponent	Score	Att.
Sep 03, 201	MOREHEAD STATE	W 80-7	23626
Sep 10, 201	CENTRAL CONN. STATE	W 56-21	20636
Sep 17, 201	at North Carolina	L 28-56	56000
* Sep 24, 201	at Maine	W 31-20	8786
* Oct 01, 201	DELAWARE	W 43-20	25236
* Oct 08, 201	WILLIAM & MARY	W 31-24	20354
* Oct 15, 201	at #25 New Hampshire	W 42-39	8316
* Oct 29, 201	RHODE ISLAND	W 84-7	23841
* Nov 05, 201	at Richmond	W 47-43	8700
* Nov 12, 201	at #9 Villanova	W 20-7	6109
* Nov 19, 201	ELON	W 63-14	16184
Dec 03, 201	#22 NEW HAMPSHIRE	W 55-22	13231
Dec 09, 201	#5 SAM HOUSTON STATE	W 65-7	15646
^ Dec 16, 201	at #1 North Dakota State	W 27-17	18282

Rushing	gp-gs	att	gain	loss	net	avg	td	lg	avg/g
Khalid Abdullah	14-14	272	1764	56	1708	6.3	20	85	122.0
Cardon Johnson	9-0	114	710	6	704	6.2	8	52	78.2
Trai Sharp	14-0	107	623	16	607	5.7	5	25	43.4
Bryan Schor	13-13	114	677	134	543	4.8	10	63	41.8
Taylor Woods	13-0	43	249	9	240	5.6	5	59	18.5
John Miller	12-2	16	98	11	87	5.4	0	21	7.2
Cole Johnson	4-1	9	56	6	50	5.6	0	14	12.5
Connor Mitch	5-1	5	19	3	16	3.2	0	9	3.2
Daniel Schiele	14-1	1	11	0	11	11.0	0	11	0.8
Brandon Ravenel	14-14	2	11	0	11	5.5	0	10	0.8
Hunter Etheridge	3-0	2	11	0	11	5.5	0	7	3.7
Rashard Davis	14-12	2	10	0	10	5.0	0	7	0.7
Terrence Alls	13-8	1	7	0	7	7.0	0	7	0.5
Domo Taylor	14-7	0	4	0	4	0.0	0	0	0.3
Robbie Walker	11-0	2	3	2	1	0.5	0	3	0.1
Total	14	705	4253	269	3984	5.7	48	85	284.6
Opponents	14	451	2171	242	1929	4.3	25	58	137.8

Passing	gp-gs	effic	comp	att-int	pct	yds	td	lg	avg/g
Bryan Schor	13-13	185.92	210	285-6	73.7	2890	27	68	222.3
Cole Johnson	4-1	165.10	17	28-2	60.7	317	2	70	79.2
Connor Mitch	5-1	68.89	8	17-1	47.1	68	0	14	13.6
Hunter Etheridge	3-0	216.72	3	5-0	60.0	54	1	28	18.0
Taylor Woods	13-0	505.60	1	1-0	100.	9	1	9	0.7
Rashard Davis	14-12	740.80	1	1-0	100.	37	1	37	2.6
Total	14	181.34	240	337-9	71.2	3375	32	70	241.1
Opponents	14	106.03	248	476-20	52.1	2943	15	75	210.2

Receiving	gp-gs	no.	yds	avg	td	lg	avg/g
Brandon Ravenel	14-14	45	720	16.0	5	44	51.4
Terrence Alls	13-8	39	575	14.7	5	54	44.2
Rashard Davis	14-12	39	478	12.3	2	58	34.1
Domo Taylor	14-7	34	547	16.1	3	70	39.1
John Miller	12-2	25	267	10.7	2	45	22.2
Jonathan Kloosterm	12-12	23	308	13.4	6	48	25.7
Khalid Abdullah	14-14	15	183	12.2	3	41	13.1
Ishmael Hyman	9-0	5	75	15.0	0	34	8.3
Daniel Schiele	14-1	4	43	10.8	3	20	3.1
Trai Sharp	14-0	4	36	9.0	1	13	2.6
Cardon Johnson	9-0	2	76	38.0	1	68	8.4
Nick Carlton	8-0	2	41	20.5	0	28	5.1
Taylor Woods	13-0	1	14	14.0	0	14	1.1
Robbie Walker	11-0	1	13	13.0	1	13	1.2
Mitchell Kirsch	12-12	1	-1	-1.0	0	0	-0.1
Total	14	240	3375	14.1	32	70	241.1
Opponents	14	248	2943	11.9	15	75	210.2

Field Goals	fg	pct.	01-19	20-29	30-39	40-49	50-99	lg	blk
Tyler Gray	14-21	66.7	2-2	8-10	3-5	1-4	0-0	45	0

Scoring	td	fg	kick	rush	rcv	pass	dxp	saf	pts
Khalid Abdullah	23	-	-	-	-	-	-	-	138
Tyler Gray	-	14-21	86-88	-	-	-	-	-	128
Bryan Schor	10	-	-	-	-	-	-	-	60
Cardon Johnson	9	-	-	-	-	-	-	-	54
Trai Sharp	6	-	-	-	-	-	-	-	36
Jonathan Kloosterm	6	-	-	-	-	-	-	-	36
Rashard Davis	6	-	-	-	-	-	-	-	36
Brandon Ravenel	6	-	-	-	-	-	-	-	36
Taylor Woods	5	-	-	-	-	-	-	-	30

Record:	Overall	Home	Away	Neutral
All games	13-1	8-0	5-1	0-0
Conference	8-0	4-0	4-0	0-0
Non-Conference	5-1	4-0	1-1	0-0

Team Statistics	JMU	OPP
FIRST DOWNS	365	258
Rushing	202	98
Passing	143	135
Penalty	20	25
RUSHING YARDAGE	3984	1929
Rushing Attempts	705	451
Average Per Rush	5.7	4.3
Average Per Game	284.6	137.8
TDs Rushing	48	25
PASSING YARDAGE	3375	2943
Comp-Att-Int	240-337-9	248-476-20
Average Per Pass	10.0	6.2
Average Per Catch	14.1	11.9
Average Per Game	241.1	210.2
TDs Passing	32	15
TOTAL OFFENSE	7359	4872
Average Per Play	7.1	5.3
Average Per Game	525.6	348.0
KICK RETURNS: #-Yards	39-802	87-1668
PUNT RETURNS: #-Yards	21-589	11-78
INT RETURNS: #-Yards	20-246	9-61
FUMBLES-LOST	14-4	15-8
PENALTIES-Yards	98-890	72-627
PUNTS-AVG	40-41.7	80-40.2
TIME OF POSSESSION/G	31:57	28:03
3RD-DOWN Conversions	91/177	64/193
4TH-DOWN Conversions	12/21	11/24

Interceptions	no.	yds	avg	td	lg
Raven Greene	6	113	18.8	1	43
Jordan Brown	2	37	18.5	0	37
Taylor Reynolds	2	0	0.0	0	0
Marcell Johnson	2	32	16.0	1	32
Rashad Robinson	2	28	14.0	0	28
Jimmy Moreland	2	-2	-1.0	0	7
Gage Steele	1	25	25.0	0	25
Pat Kagel	1	3	3.0	0	3
Curtis Oliver	1	9	9.0	0	9
Martez Stone	1	1	1.0	0	1

Punting	no.	yds	avg	lg	tb	fc	i20	50+	blk
Gunnar Kane	38	160	42.2	66	3	20	17	7	0
Bryan Schor	2	63	31.5	33	0	0	2	0	0

Punt Returns	no.	yds	avg	td	lg
Rashard Davis	14	419	29.9	4	76
John Miller	6	134	22.3	1	56
Adam Smith	1	16	16.0	0	0
Bryce Maginley	0	20	0.0	1	20
Total	21	589	28.0	6	76
Opponents	11	78	7.1	0	28

Kick Returns	no.	yds	avg	td	lg
Robbie Walker	18	387	21.5	0	37
Brandon Ravenel	13	310	23.8	1	86
John Miller	2	13	6.5	0	7
Terrence Alls	2	9	4.5	0	9
Charles Tutt	2	46	23.0	0	28
Domo Taylor	1	-1	-1.0	0	0
Jimmy Moreland	1	38	38.0	0	38
Total	39	802	20.6	1	86
Opponents	87	1668	19.2	1	99

All Purpose	g	rush	rcv	pr	kr	ir	total	avg/g
Khalid Abdull	14	1708	183	0	0	0	1891	135.1
Brandon Rav	14	11	720	0	310	0	1041	74.4
Rashard Davi	14	10	478	419	0	0	907	64.8
Cardon Johns	9	704	76	0	0	0	780	86.7
Trai Sharp	14	607	36	0	0	0	643	45.9
Total	14	3984	3375	589	802	246	8996	642.6
Opponents	14	1929	2943	78	166	61	6679	477.1

2016 STATISTICS



2016 James Madison Football James Madison Overall Team Statistics (as of Dec 16, 2016) All games



Team Statistics	JMU	OPP
SCORING	672	304
Points Per Game	48.0	21.7
Points Off Turnovers	125	23
FIRST DOWNS	365	258
Rushing	202	98
Passing	143	135
Penalty	20	25
RUSHING YARDAGE	3984	1929
Yards gained rushing	4253	2171
Yards lost rushing	269	242
Rushing Attempts	705	451
Average Per Rush	5.7	4.3
Average Per Game	284.6	137.8
TDs Rushing	48	25
PASSING YARDAGE	3375	2943
Comp-Att-Int	240-337-9	248-476-20
Average Per Pass	10.0	6.2
Average Per Catch	14.1	11.9
Average Per Game	241.1	210.2
TDs Passing	32	15
TOTAL OFFENSE	7359	4872
Total Plays	1042	927
Average Per Play	7.1	5.3
Average Per Game	525.6	348.0
KICK RETURNS: #-Yards	39-802	87-1668
PUNT RETURNS: #-Yards	21-589	11-78
INT RETURNS: #-Yards	20-246	9-61
KICK RETURN AVERAGE	20.6	19.2
PUNT RETURN AVERAGE	28.0	7.1
INT RETURN AVERAGE	12.3	6.8
FUMBLES-LOST	14-4	15-8
PENALTIES-Yards	98-890	72-627
Average Per Game	63.6	44.8
PUNTS-Yards	40-1667	80-3220
Average Per Punt	41.7	40.2
Net punt average	38.2	32.1
KICKOFFS-Yards	118-7284	57-3271
Average Per Kick	61.7	57.4
Net kick average	41.0	38.1
TIME OF POSSESSION/Game	31:57	28:03
3RD-DOWN Conversions	91/177	64/193
3rd-Down Pct	51%	33%
4TH-DOWN Conversions	12/21	11/24
4th-Down Pct	57%	46%
SACKS BY-Yards	19-136	18-106
MISC YARDS	11	0
TOUCHDOWNS SCORED	90	42
FIELD GOALS-ATTEMPTS	14-21	5-9
ON-SIDE KICKS	0-0	1-4
RED-ZONE SCORES	(77-89) 87%	(34-42) 81%
RED-ZONE TOUCHDOWNS	(64-89) 72%	(30-42) 71%
PAT-ATTEMPTS	(86-88) 98%	(33-34) 97%
ATTENDANCE	158754	106193
Games/Avg Per Game	8/19844	6/17699
Neutral Site Games		0/0

Score by Quarters	1st	2nd	3rd	4th	OT	Total
James Madison	198	174	152	148	0	672
Opponents	34	113	70	87	0	304

2016 STATISTICS



2016 James Madison Football James Madison Team Game-by-Game (as of Dec 16, 2016) All games



TEAM STATISTICS

Date	Opponent	Rushing				Receiving				Passing				Kick Returns				Punt Returns				tot off
		no.	yds	td	lg	no.	yds	td	lg	cmp	att	int	yds	td	lg	no.	yds	td	lg	no.	yds	
Sep 03	MOREHEAD STATE	74	498	10	63	8	109	0	37	8-13-1	109	0	37	0	0	0	0	1	76	1	76	607
Sep 10	CENTRAL CONN. STAT	55	312	3	23	17	205	3	27	17-22-1	205	3	27	2	28	0	24	2	131	2	75	517
Sep 17	at North Carolina	50	209	3	27	22	286	1	68	22-36-0	286	1	68	4	87	0	28	0	0	0	0	495
Sep 24	at Maine	47	293	3	85	12	137	1	34	12-22-1	137	1	34	4	84	0	29	2	24	0	20	430
Oct 01	DELAWARE	46	398	5	53	19	209	1	33	19-25-0	209	1	33	1	5	0	5	1	28	0	28	607
Oct 08	WILLIAM & MARY	52	329	4	74	15	182	0	39	15-24-1	182	0	39	3	68	0	26	1	3	0	3	511
Oct 15	at New Hampshire	40	173	1	24	18	264	4	54	18-27-0	264	4	54	6	56	0	20	0	0	0	0	437
Oct 29	RHODE ISLAND	58	319	5	36	21	309	5	58	21-24-0	309	5	58	0	0	0	0	4	64	0	42	628
Nov 05	at Richmond	41	249	3	45	22	285	3	46	22-28-0	285	3	46	6	167	0	38	0	0	0	0	534
Nov 12	at Villanova	43	126	2	30	15	151	0	32	15-23-2	151	0	32	2	20	0	9	1	6	0	6	277
Nov 19	ELON	47	362	3	59	16	337	4	70	16-17-0	337	4	70	3	68	0	29	2	84	1	76	699
Dec 03	NEW HAMPSHIRE	48	159	0	23	31	408	6	39	31-39-1	408	6	39	3	114	1	86	2	39	0	40	567
Dec 09	SAM HOUSTON STATE	64	356	6	27	13	251	1	64	13-19-1	251	1	64	1	14	0	14	5	134	2	72	607
Dec 16	at North Dakota State	40	201	0	55	11	242	3	45	11-18-1	242	3	45	4	91	0	35	0	0	0	0	443
James Madison		705	3984	48	85	240	3375	32	70	240-337-9	3375	32	70	39	802	1	86	21	589	6	76	7359
		451	1929	25	58	248	2943	15	75	248-476-2	2943	15	75	87	166	1	99	11	78	0	28	4872

Games: 14 • Avg/rush: 5.7 • Avg/catch: 14.1 • Pass eff: 181.34 • KR avg: 20.6 • PR avg: 28.0 • All purpose avg/game: 642.6 • Total offenses

Date	Opponent	Tackles				Sacks	Fumble		Pass Defense			blkd	PAT Attempts			off		
		ua	a	total	tfl-yds	no-yds	ff	fr-yds	int-yds	qbh	brup	kick	kick	rush	rcv	saf	t/o	pts
Sep 0	MOREHEAD STATE	22	54	76	2.0-7	0.0-0	2	2-0	3-40	1	4	0	11-11	0	0	0	28	80
Sep 1	CENTRAL CONN. S	34	30	64	3.0-6	0.0-0	0	0-0	0-0	2	3	0	8-8	0	0	0	0	56
Sep 1	at North Carolina	43	20	63	2.0-2	0.0-0	1	1-0	0-0	0	2	0	4-4	0	0	0	0	28
Sep 2	at Maine	34	36	70	12.0-47	4.0-28	0	0-0	3-28	0	3	0	4-4	0	0	0	14	31
Oct 01	DELAWARE	32	40	72	1.0-6	1.0-6	0	0-0	1-0	5	3	0	4-5	0	0	0	0	43
Oct 08	WILLIAM & MARY	32	38	70	4.0-31	3.0-27	0	1-0	1-0	1	3	0	4-4	0	0	0	14	31
Oct 15	at New Hampshire	47	42	89	4.0-22	3.0-20	1	1-6	0-0	3	7	1	6-6	0	0	0	7	42
Oct 29	RHODE ISLAND	18	34	52	3.0-11	1.0-3	1	1-0	5-87	4	8	0	12-12	0	0	0	28	84
Nov 0	at Richmond	33	48	81	5.0-32	3.0-27	0	0-0	0-0	3	4	0	5-6	0	0	0	0	47
Nov 1	at Villanova	30	24	54	2.0-6	0.0-0	0	0-0	4-54	0	7	1	2-2	0	0	0	10	20
Nov 1	ELON	38	32	70	5.0-15	0.0-0	1	0-0	0-0	2	5	0	7-7	1	0	0	0	63
Dec 0	NEW HAMPSHIRE	36	8	44	1.0-8	1.0-8	0	1-0	1-25	4	4	0	7-7	0	0	0	10	55
Dec 0	SAM HOUSTON ST	43	14	57	8.0-30	2.0-10	2	1-0	2-12	2	9	1	9-9	0	0	1	14	65
Dec 1	at North Dakota Stat	43	34	77	4.0-14	1.0-7	0	0-0	0-0	5	10	0	3-3	0	0	0	0	27
James Madison		485	454	939	56.0-237	19.0-136	8	8-6	20-246	32	72	3	86-88	1	0	1	125	672
		588	558	1146	69.0-234	18.0-106	5	4-2	9-61	13	29	2	33-34	0	2	0	23	304

		Punting										Field Goals			Kickoffs				
Date	Opponent	no.	yds	avg	long	bkld	tb	fc	50+	i20	md-att	long	bkld	no.	yds	avg	tb	ob	
Sep 0	MOREHEAD STATE	1	41	41.0	41	0	0	1	0	1	1-1	28	0	13	826	63.5	3	0	
Sep 1	CENTRAL CONN. S	3	142	47.3	59	0	0	1	1	2	0-0	0	0	9	570	63.3	4	0	
Sep 1	at North Carolina	4	180	45.0	57	0	1	1	1	3	0-1	0	0	5	287	57.4	2	0	
Sep 2	at Maine	6	203	33.8	50	0	0	1	1	2	1-1	31	0	6	348	58.0	1	0	
Oct 01	DELAWARE	2	72	36.0	38	0	0	2	0	1	1-2	19	0	8	475	59.4	0	0	
Oct 08	WILLIAM & MARY	2	100	50.0	66	0	0	1	1	2	1-2	33	0	6	382	63.7	4	0	
Oct 15	at New Hampshire	5	235	47.0	55	0	2	1	1	1	0-0	0	0	7	410	58.6	0	0	
Oct 29	RHODE ISLAND	3	147	49.0	53	0	0	3	2	0	0-0	0	0	13	815	62.7	6	0	
Nov 0	at Richmond	0	0	0.0	0	0	0	0	0	0	2-3	25	0	9	566	62.9	0	0	
Nov 1	at Villanova	4	170	42.5	48	0	0	2	0	0	2-4	27	0	5	311	62.2	1	0	
Nov 1	ELON	1	41	41.0	41	0	0	1	0	1	2-2	23	0	11	690	62.7	5	0	
Dec 0	NEW HAMPSHIRE	2	85	42.5	43	0	0	1	0	2	2-2	31	0	10	632	63.2	2	0	
Dec 0	SAM HOUSTON ST	3	91	30.3	33	0	0	2	0	2	0-0	0	0	10	591	59.1	0	0	
Dec 1	at North Dakota Stat	4	160	40.0	44	0	0	3	0	2	2-3	45	0	6	381	63.5	3	0	
James Madison		40	1667	41.7	66	0	3	20	7	19	14-21	45	0	118	7284	61.7	31	0	
		80	3220	40.2	59	1	3	20	15	15	5-9	45	1	57	3271	57.4	12	7	

2016 STATISTICS

**2016 James Madison Football**
James Madison Opponent Game-by-Game (as of Dec 16, 2016)
All games

OPPONENT STATISTICS

		Rushing				Receiving				Passing				Kick Returns				Punt Returns				tot		
Date	Opponent	no.	yds	td	lg	no.	yds	td	lg	cmp	att	int	yds	td	lg	no.	yds	td	lg	no.	yds	td	lg	off
Sep 03	MOREHEAD STATE	28	57	1	14	15	125	0	27	15-28-3	125	0	27	10	140	0	19	0	0	0	0	0	0	182
Sep 10	CENTRAL CONN. STAT	25	67	0	9	20	157	2	47	20-35-0	157	2	47	5	74	0	24	2	6	0	6	0	6	224
Sep 17	at North Carolina	32	173	5	23	29	462	3	75	29-33-0	462	3	75	3	66	0	24	1	13	0	13	0	13	635
Sep 24	at Maine	36	103	3	23	13	238	0	40	13-22-3	238	0	40	5	112	0	61	2	6	0	6	0	6	341
Oct 01	DELAWARE	39	312	3	45	9	125	0	25	9-20-1	125	0	25	8	151	0	28	0	0	0	0	0	0	437
Oct 08	WILLIAM & MARY	44	205	2	32	14	157	1	46	14-21-1	157	1	46	2	52	0	31	0	0	0	0	0	0	362
Oct 15	at New Hampshire	30	57	2	11	44	512	3	42	44-70-0	512	3	42	7	111	0	30	2	37	0	28	0	28	569
Oct 29	RHODE ISLAND	26	97	0	28	4	12	0	6	4-25-5	12	0	6	7	210	1	99	0	0	0	0	0	0	109
Nov 05	at Richmond	29	116	1	58	28	435	5	42	28-43-0	435	5	42	9	171	0	21	0	0	0	0	0	0	551
Nov 12	at Villanova	31	168	1	56	12	71	0	13	12-31-4	71	0	13	4	71	0	22	2	9	0	9	0	9	239
Nov 19	ELON	41	205	1	41	11	132	1	56	11-23-0	132	1	56	6	110	0	32	0	0	0	0	0	0	337
Dec 03	NEW HAMPSHIRE	21	125	3	26	16	143	0	31	16-35-1	143	0	31	8	188	0	43	1	0	0	0	0	0	268
Dec 09	SAM HOUSTON STATE	30	112	1	15	14	158	0	46	14-52-2	158	0	46	10	169	0	24	0	0	0	0	0	0	270
Dec 16	at North Dakota State	39	132	2	22	19	216	0	51	19-38-0	216	0	51	3	43	0	19	1	7	0	7	0	7	348
Opponents		451	1929	25	58	248	2943	15	75	248-476-2	2943	15	75	87	166	1	99	11	78	0	28	0	28	4872
		705	3984	48	85	240	3375	32	70	240-337-9	3375	32	70	39	802	1	86	21	589	6	76	0	76	7359

Games: 14 • Avg/rush: 4.3 • Avg/catch: 11.9 • Pass effci: 106.03 • KR avg: 19.2 • PR avg: 7.1 • All purpose avg/game: 477.1 • Total offense

		Tackles				Sacks	Fumble	Pass Defense			blkd	PAT Attempts			off			
Date	Opponent	ua	a	total	tfl-yds	no-yds	ff	fr-yds	int-yds	qbh	brup	kick	kick	rush	rcv	saf	t/o	pts
Sep 0	MOREHEAD STATE	30	84	114	2.0-13	1.0-7	1	0-0	1-13	0	1	0	1-1	0	0	0	0	7
Sep 1	CENTRAL CONN. S	39	50	89	4.0-7	1.0-3	0	1-0	1-15	0	0	0	3-3	0	0	0	7	21
Sep 1	at North Carolina	52	36	88	7.0-21	3.0-13	0	0-0	0-0	3	7	0	8-8	0	0	0	0	56
Sep 2	at Maine	32	50	82	5.0-14	3.0-10	0	0-0	1-0	0	3	0	2-2	0	0	0	0	20
Oct 01	DELAWARE	46	22	68	2.0-3	0.0-0	0	0-0	0-0	2	1	1	2-2	0	0	0	0	20
Oct 08	WILLIAM & MARY	49	28	77	2.0-4	0.0-0	0	0-0	1-23	1	2	0	3-3	0	0	0	3	24
Oct 15	at New Hampshire	36	30	66	3.0-6	0.0-0	1	1-2	0-0	0	2	0	1-2	0	1	0	6	39
Oct 29	RHODE ISLAND	46	46	92	6.0-12	0.0-0	0	0-0	0-0	1	1	0	1-1	0	0	0	0	7
Nov 0	at Richmond	27	66	93	3.0-4	0.0-0	1	1-0	0-0	2	3	1	4-4	0	0	0	0	43
Nov 1	at Villanova	47	22	69	11.0-32	1.0-6	0	0-0	2-0	0	1	0	1-1	0	0	0	0	7
Nov 1	ELON	41	26	67	2.0-4	0.0-0	0	0-0	0-0	1	0	0	2-2	0	0	0	0	14
Dec 0	NEW HAMPSHIRE	60	24	84	7.0-41	4.0-32	1	1-0	1-6	2	3	0	2-2	0	1	0	7	22
Dec 0	SAM HOUSTON ST	59	28	87	8.0-44	2.0-18	1	0-0	1-1	0	1	0	1-1	0	0	0	0	7
Dec 1	at North Dakota Stat	24	46	70	7.0-29	3.0-17	0	0-0	1-3	1	4	0	2-2	0	0	0	0	17
Opponents		588	558	1146	69.0-234	18.0-106	5	4-2	9-61	13	29	2	33-34	0	2	0	23	304
		485	454	939	56.0-237	19.0-136	8	8-6	20-246	32	72	3	86-88	1	0	1	125	672

		Punting										Field Goals			Kickoffs				
Date	Opponent	no.	yds	avg	long	bkld	tb	fc	50+	i20	md-att	long	bkld	no.	yds	avg	tb	ob	
Sep 0	MOREHEAD STATE	8	308	38.5	57	0	0	3	1	1	0-0	0	0	2	76	38.0	0	2	
Sep 1	CENTRAL CONN. S	9	332	36.9	47	0	0	1	0	1	0-0	0	0	4	255	63.8	2	0	
Sep 1	at North Carolina	1	41	41.0	41	0	0	1	0	1	0-0	0	0	9	591	65.7	5	0	
Sep 2	at Maine	4	197	49.2	59	0	1	0	2	0	0-0	0	0	4	211	52.8	0	0	
Oct 01	DELAWARE	4	166	41.5	57	0	1	0	1	1	0-1	0	0	4	244	61.0	3	0	
Oct 08	WILLIAM & MARY	4	165	41.2	55	0	0	1	1	1	1-1	37	0	5	269	53.8	0	2	
Oct 15	at New Hampshire	4	165	41.2	50	0	0	2	1	2	2-2	37	0	5	237	47.4	0	0	
Oct 29	RHODE ISLAND	8	350	43.8	55	0	0	1	3	2	0-0	0	0	2	130	65.0	2	0	
Nov 0	at Richmond	2	37	18.5	28	0	0	0	0	0	1-1	27	0	7	392	56.0	0	1	
Nov 1	at Villanova	4	167	41.8	47	0	0	2	0	1	0-1	0	1	2	104	52.0	0	0	
Nov 1	ELON	8	328	41.0	57	0	0	2	1	3	0-0	0	0	3	189	63.0	0	0	
Dec 0	NEW HAMPSHIRE	9	352	39.1	47	0	0	3	0	1	0-0	0	0	4	212	53.0	0	1	
Dec 0	SAM HOUSTON ST	10	386	38.6	58	1	0	1	2	0	0-0	0	0	2	107	53.5	0	1	
Dec 1	at North Dakota Stat	5	226	45.2	54	0	1	3	3	1	1-3	45	0	4	254	63.5	0	0	
Opponents		80	3220	40.2	59	1	3	20	15	15	5-9	45	1	57	3271	57.4	12	7	
		40	1667	41.7	66	0	3	20	7	19	14-21	45	0	118	7284	61.7	31	0	

2016 STATISTICS



2016 James Madison Football James Madison Overall Individual Statistics (as of Dec 16, 2016) All games



Rushing	gp-gs	att	gain	loss	net	avg	td	lg	avg/g
Khalid Abdullah	14-14	272	1764	56	1708	6.3	20	85	122.0
Cardon Johnson	9-0	114	710	6	704	6.2	8	52	78.2
Trai Sharp	14-0	107	623	16	607	5.7	5	25	43.4
Bryan Schor	13-13	114	677	134	543	4.8	10	63	41.8
Taylor Woods	13-0	43	249	9	240	5.6	5	59	18.5
John Miller	12-2	16	98	11	87	5.4	0	21	7.2
Cole Johnson	4-1	9	56	6	50	5.6	0	14	12.5
Connor Mitch	5-1	5	19	3	16	3.2	0	9	3.2
Daniel Schiele	14-1	1	11	0	11	11.0	0	11	0.8
Brandon Ravenel	14-14	2	11	0	11	5.5	0	10	0.8
Hunter Etheridge	3-0	2	11	0	11	5.5	0	7	3.7
Rashard Davis	14-12	2	10	0	10	5.0	0	7	0.7
Terrence Alls	13-8	1	7	0	7	7.0	0	7	0.5
Domo Taylor	14-7	0	4	0	4	0.0	0	0	0.3
Robbie Walker	11-0	2	3	2	1	0.5	0	3	0.1
TEAM	8-0	15	0	26	-26	-1.7	0	0	-3.2
Total	14	705	4253	269	3984	5.7	48	85	284.6
Opponents	14	451	2171	242	1929	4.3	25	58	137.8

Passing	gp-gs	effc	comp	att	in	pct	yds	td	lg	avg/g
Bryan Schor	13-13	185.92	210	285	6	73.7	2890	27	68	222.3
Cole Johnson	4-1	165.10	17	28	2	60.7	317	2	70	79.2
Connor Mitch	5-1	68.89	8	17	1	47.1	68	0	14	13.6
Hunter Etheridge	3-0	216.72	3	5	0	60.0	54	1	28	18.0
Taylor Woods	13-0	505.60	1	1	0	100.	9	1	9	0.7
Rashard Davis	14-12	740.80	1	1	0	100.	37	1	37	2.6
Total	14	181.34	240	337	9	71.2	3375	32	70	241.1
Opponents	14	106.03	248	476	20	52.1	2943	15	75	210.2

Receiving	gp-gs	no.	yds	avg	td	lg	avg/g
Brandon Ravenel	14-14	45	720	16.0	5	44	51.4
Terrence Alls	13-8	39	575	14.7	5	54	44.2
Rashard Davis	14-12	39	478	12.3	2	58	34.1
Domo Taylor	14-7	34	547	16.1	3	70	39.1
John Miller	12-2	25	267	10.7	2	45	22.2
Jonathan Klooster	12-12	23	308	13.4	6	48	25.7
Khalid Abdullah	14-14	15	183	12.2	3	41	13.1
Ishmael Hyman	9-0	5	75	15.0	0	34	8.3
Daniel Schiele	14-1	4	43	10.8	3	20	3.1
Trai Sharp	14-0	4	36	9.0	1	13	2.6
Cardon Johnson	9-0	2	76	38.0	1	68	8.4
Nick Carlton	8-0	2	41	20.5	0	28	5.1
Taylor Woods	13-0	1	14	14.0	0	14	1.1
Robbie Walker	11-0	1	13	13.0	1	13	1.2
Mitchell Kirsch	12-12	1	-1	-1.0	0	0	-0.1
Total	14	240	3375	14.1	32	70	241.1
Opponents	14	248	2943	11.9	15	75	210.2

Punt Returns	no.	yds	avg	td	lg
Rashard Davis	14	419	29.9	4	76
John Miller	6	134	22.3	1	56
Adam Smith	1	16	16.0	0	0
Bryce Maginley	0	20	0.0	1	20
Total	21	589	28.0	6	76
Opponents	11	78	7.1	0	28

Interceptions	no.	yds	avg	td	lg
Raven Greene	6	113	18.8	1	43
Jordan Brown	2	37	18.5	0	37
Jimmy Moreland	2	-2	-1.0	0	7
Taylor Reynolds	2	0	0.0	0	0
Rashad Robinson	2	28	14.0	0	28
Marcell Johnson	2	32	16.0	1	32
Martez Stone	1	1	1.0	0	1
Gage Steele	1	25	25.0	0	25
Pat Kagel	1	3	3.0	0	3
Curtis Oliver	1	9	9.0	0	9
Total	20	246	12.3	2	43
Opponents	9	61	6.8	1	23

Kick Returns	no.	yds	avg	td	lg
Robbie Walker	18	387	21.5	0	37
Brandon Ravenel	13	310	23.8	1	86
Charles Tutt	2	46	23.0	0	28
Terrence Alls	2	9	4.5	0	9
John Miller	2	13	6.5	0	7
Domo Taylor	1	-1	-1.0	0	0
Jimmy Moreland	1	38	38.0	0	38
Total	39	802	20.6	1	86
Opponents	87	1668	19.2	1	99

Fumble Returns	no.	yds	avg	td	lg
Charles Tutt	1	6	6.0	1	6
Total	1	6	6.0	1	6
Opponents	1	2	2.0	0	2

2016 STATISTICS



2016 James Madison Football James Madison Overall Individual Statistics (as of Dec 16, 2016) All games



Scoring	td	fg	PAT				dx	saf	pts
			kick	rush	rcv	pass			
Khalid Abdullah	23	-	-	-	-	-	-	-	138
Tyler Gray	-	14-21	86-88	-	-	-	-	-	128
Bryan Schor	10	-	-	-	-	-	-	-	60
Cardon Johnson	9	-	-	-	-	-	-	-	54
Rashard Davis	6	-	-	-	-	-	-	-	36
Brandon Ravenel	6	-	-	-	-	-	-	-	36
Jonathan Klooster	6	-	-	-	-	-	-	-	36
Trai Sharp	6	-	-	-	-	-	-	-	36
Taylor Woods	5	-	-	-	-	-	-	-	30
Terrence Alls	5	-	-	-	-	-	-	-	30
Daniel Schiele	3	-	-	-	-	0-1	-	-	18
John Miller	3	-	-	-	-	-	-	-	18
Domo Taylor	3	-	-	-	-	-	-	-	18
Robbie Walker	1	-	-	-	-	-	-	-	6
Bryce Maginley	1	-	-	-	-	-	-	-	6
Marcell Johnson	1	-	-	-	-	-	-	-	6
Raven Greene	1	-	-	-	-	-	-	-	6
Charles Tutt	1	-	-	-	-	-	-	-	6
Cole Johnson	-	-	-	1-1	-	-	-	-	2
Dimitri Holloway	-	-	-	-	-	-	-	1	2
Total	90	14-21	86-88	1-1	-	0-1	-	1	672
Opponents	42	5-9	33-34	0-1	2	2-6	-	-	304

Total Offense	g	plays	rush	pass	total	avg/g
Bryan Schor	13	399	543	2890	3433	264.1
Khalid Abdullah	14	272	1708	0	1708	122.0
Cardon Johnson	9	114	704	0	704	78.2
Trai Sharp	14	107	607	0	607	43.4
Cole Johnson	4	37	50	317	367	91.8
Taylor Woods	13	44	240	9	249	19.2
John Miller	12	16	87	0	87	7.2
Connor Mitch	5	22	16	68	84	16.8
Hunter Etheridge	3	7	11	54	65	21.7
Rashard Davis	14	3	10	37	47	3.4
Brandon Ravenel	14	2	11	0	11	0.8
Daniel Schiele	14	1	11	0	11	0.8
Terrence Alls	13	1	7	0	7	0.5
Domo Taylor	14	0	4	0	4	0.3
Robbie Walker	11	2	1	0	1	0.1
TEAM	8	15	-26	0	-26	-3.2
Total	14	1042	3984	3375	7359	525.6
Opponents	14	927	1929	2943	4872	348.0

Field Goals	fg	pct.	01-19	20-29	30-39	40-49	50-99	lg	blk
Tyler Gray	14-21	66.7	2-2	8-10	3-5	1-4	0-0	45	0

FG Sequence	James Madison	Opponents
Morehead State	(28)	-
Central Conn. State	-	-
North Carolina	39	-
Maine	(31)	-
Delaware	43,(19)	49
William & Mary	(33),21	(37)
New Hampshire	-	(37),(21)
Rhode Island	-	-
Richmond	(25),26,(21)	(27)
Villanova	34,41,(21),(27)	29
Elon	(23),(21)	-
New Hampshire	(18),(31)	-
Sam Houston State	-	-
North Dakota State	42,(24),(45)	45,(45),49

Punting	no.	yds	avg	lg	tb	fc	i20	50+	blk
Gunnar Kane	38	1604	42.2	66	3	20	17	7	0
Bryan Schor	2	63	31.5	33	0	0	2	0	0
Total	40	1664	41.7	66	3	20	19	7	0
Opponents	80	3224	40.2	59	3	20	15	15	1

Kickoffs	no.	yds	avg	tb	ob	retn	net	ydln
Tyler Gray	11	728	61.7	31	0			
Total	11	728	61.7	31	0	19	241	0 23
Opponents	57	3275	57.4	12	7	20	638	1 26

Numbers in (parentheses) indicate field goal was made.

2016 STATISTICS



2016 James Madison Football James Madison Overall Individual Statistics (as of Dec 16, 2016) All games



All Purpose	g	rush	rcv	pr	kr	ir	total	avg/g
Khalid Abdull	14	1708	183	0	0	0	1891	135.1
Brandon Rav	14	11	720	0	310	0	1041	74.4
Rashard Davi	14	10	478	419	0	0	907	64.8
Cardon John	9	704	76	0	0	0	780	86.7
Trai Sharp	14	607	36	0	0	0	643	45.9
Terrence Alls	13	7	575	0	9	0	591	45.5
Domo Taylor	14	4	547	0	-1	0	550	39.3
Bryan Schor	13	543	0	0	0	0	543	41.8
John Miller	12	87	267	134	13	0	501	41.8
Robbie Walk	11	1	13	0	387	0	401	36.5
Jonathan Klo	12	0	308	0	0	0	308	25.7
Taylor Wood	13	240	14	0	0	0	254	19.5
Raven Green	14	0	0	0	0	113	113	8.1
Ishmael Hym	9	0	75	0	0	0	75	8.3
Daniel Schiel	14	11	43	0	0	0	54	3.9
Cole Johnson	4	50	0	0	0	0	50	12.5
Charles Tutt	14	0	0	0	46	0	46	3.3
Nick Carlton	8	0	41	0	0	0	41	5.1
Jordan Brown	14	0	0	0	0	37	37	2.6
Jimmy Morel	14	0	0	0	38	-2	36	2.6
Marcell Johns	13	0	0	0	0	32	32	2.5
Rashad Robi	11	0	0	0	0	28	28	2.5
Gage Steele	12	0	0	0	0	25	25	2.1
Bryce Maginl	14	0	0	20	0	0	20	1.4
Connor Mitch	5	16	0	0	0	0	16	3.2
Adam Smith	14	0	0	16	0	0	16	1.1
Hunter Etheri	3	11	0	0	0	0	11	3.7
Curtis Oliver	14	0	0	0	0	9	9	0.6
Pat Kagel	7	0	0	0	0	3	3	0.4
Martez Stone	14	0	0	0	0	1	1	0.1
Mitchell Kirs	12	0	-1	0	0	0	-1	-0.1
TEAM	8	-26	0	0	0	0	-26	-3.2
Total	14	3984	3375	589	802	246	8996	642.6
Opponents	14	1929	2943	78	1668	61	6679	477.1

2016 STATISTICS



2016 James Madison Football James Madison Overall Defensive Statistics (as of Dec 16, 2016) All games



#	Defensive Leaders	gp-gs	Tackles				Sacks no-yds	Pass defense			Fumbles		blkd	
			ua	a	tot	tfl/yds		int-yds	brup	qbh	rcv-yds	ff	kick	saf
33	Gage Steele	12-11	54	44	98	4.5-9	0.5-3	1-25	4	4
49	Brandon Hereford	13-6	53	43	96	7.5-20	1.0-7	.	4	2
44	Jordan Brown	14-14	50	35	85	2.5-18	1.0-13	2-37	7	1	.	1	.	.
5	Raven Greene	14-14	30	36	66	1.0-1	.	6-113	7	1	1-0	.	.	.
2A	Dimitri Holloway	11-8	21	30	51	4.0-12	1.0-6	.	.	2	.	1	.	1
14	Taylor Reynolds	13-12	33	18	51	5.0-16	.	2-0	12
93	Andrew Ankrah	14-14	20	22	42	5.0-22	2.5-14	.	3	2	.	1	.	.
91	Martez Stone	14-4	17	22	39	7.0-28	4.0-17	1-1	4	2
37	Jimmy Moreland	14-5	23	13	36	.	.	2--2	6	.	1-0	.	.	.
22	Rashad Robinson	11-11	24	12	36	0.5-1	.	2-28	4
94	Cornell Urquhart	14-14	9	25	34	1.0-4	.	.	2	2	.	.	1	.
26	Curtis Oliver	14-2	24	9	33	3.5-31	2.5-28	1-9	7	3
74	Simeyon Robinson	13-10	15	17	32	7.5-44	4.0-36	.	3	1	.	.	1	.
9	Kyre Hawkins	14-8	15	17	32	0.5-1	.	.	.	1
23	Charles Tutt	14-1	19	10	29	.	.	.	4	.	3-6	1	.	.
24	Justin Wellons	14-5	7	16	23	1.0-1	1-0	.	.	.
35	Marcell Johnson	13-0	13	9	22	.	.	2-32	.	.	.	2	.	.
46	David Ezeagwu	14-0	6	13	19	1.5-5	1.5-5	.	.	2
97	John Daka	12-0	10	8	18	1.5-7	.	.	.	1
36	Robert Carter Jr.	14-0	8	5	13
47	Darrious Carter	14-8	3	9	12	1.5-8	1.0-7	.	3	3	1-0	.	.	.
43	Bryce Maginley	14-0	7	5	12	1	.	.
84	Brandon Brown	14-6	2	9	11	5
30	Adam Smith	14-0	4	6	10	1	.
34	Justin Bethea	10-0	4	2	6	.	.	.	1
31	Kirk Robinette	11-0	1	4	5
20	Taylor Woods	13-0	3	2	5
27	Pat Kagel	7-0	.	3	3	.	.	1-3
65	Dorrius Rodgers	6-0	1	2	3
29	Steve Smallwood	2-0	.	3	3
28	Grant Westbrook	14-0	2	1	3	1.0-9	1	.	.
21	Robert Branch	5-0	.	2	2
99	Gunnar Kane	13-0	1	.	1
2	Connor Mitch	5-1	1	.	1
52	Nick Michalski	1-0	.	1	1
39	Robbie Walker	11-0	1	.	1
17	Bryan Schor	13-13	1	.	1
41	Brett Siegel	14-0	.	1	1	1-0	.	.	.
6	Rashard Davis	14-12	1	.	1	.	.	.	1
76	Mitchell Kirsch	12-12	1	.	1
32	Khalid Abdullah	14-14	1	.	1
Total		14	485	454	939	56-237	19-136	20-246	72	32	8-6	8	3	1
Opponents		14	588	558	1146	69-234	18-106	9-61	29	13	4-2	5	2	.

2016 STATISTICS



2016 James Madison Football James Madison Game Superlatives (as of Dec 16, 2016) All games



INDIVIDUAL GAME HIGHS

Rushes	33	Khalid Abdullah at Villanova (Nov 12, 2016)
Yards Rushing	194	Khalid Abdullah vs William & Mary (Oct 08, 2016)
TD Rushes	3	Taylor Woods vs Morehead State (Sep 03, 2016)
	3	Bryan Schor vs Morehead State (Sep 03, 2016)
	3	Bryan Schor vs Delaware (Oct 01, 2016)
	3	Khalid Abdullah vs William & Mary (Oct 08, 2016)
	3	Khalid Abdullah vs Sam Houston State (Dec 09, 2016)
Long Rush	85	Khalid Abdullah at Maine (Sep 24, 2016)
Pass attempts	37	Bryan Schor vs New Hampshire (Dec 03, 2016)
Pass completions	30	Bryan Schor vs New Hampshire (Dec 03, 2016)
Yards Passing	371	Bryan Schor vs New Hampshire (Dec 03, 2016)
TD Passes	5	Bryan Schor vs Rhode Island (Oct 29, 2016)
	5	Bryan Schor vs New Hampshire (Dec 03, 2016)
Long Pass	70	Cole Johnson vs Elon (Nov 19, 2016)
Receptions	8	Brandon Ravenel vs New Hampshire (Dec 03, 2016)
Yards Receiving	155	Brandon Ravenel vs New Hampshire (Dec 03, 2016)
TD Receptions	3	Daniel Schiele vs Rhode Island (Oct 29, 2016)
Long Reception	70	Domo Taylor vs Elon (Nov 19, 2016)
Field Goals	2	Tyler Gray at Richmond (Nov 05, 2016)
	2	Tyler Gray at Villanova (Nov 12, 2016)
	2	Tyler Gray vs Elon (Nov 19, 2016)
	2	Tyler Gray vs New Hampshire (Dec 03, 2016)
	2	Tyler Gray at North Dakota State (Dec 16, 2016)
Long Field Goal	45	Tyler Gray at North Dakota State (Dec 16, 2016)
Punts	5	Gunnar Kane at Maine (Sep 24, 2016)
	5	Gunnar Kane at New Hampshire (Oct 15, 2016)
Punting Avg	50.0	Gunnar Kane vs William & Mary (Oct 08, 2016)
Long Punt	66	Gunnar Kane vs William & Mary (Oct 08, 2016)
Punts inside 20	3	Gunnar Kane at North Carolina (Sep 17, 2016)
Long Punt Return	76	Rashard Davis vs Morehead State (Sep 03, 2016)
	76	Rashard Davis vs Elon (Nov 19, 2016)
Long Kickoff Return	86	Brandon Ravenel vs New Hampshire (Dec 03, 2016)
Tackles	16	Jordan Brown at New Hampshire (Oct 15, 2016)
	16	Dimitri Holloway at North Dakota State (Dec 16, 2016)
Sacks	1.5	Simeyon Robinson at Maine (Sep 24, 2016)
	1.5	Curtis Oliver at New Hampshire (Oct 15, 2016)
	1.5	Andrew Ankrah at Richmond (Nov 05, 2016)
Tackles For Loss	4.5	Simeyon Robinson at Maine (Sep 24, 2016)
Interceptions	2	Raven Greene vs Rhode Island (Oct 29, 2016)

2016 STATISTICS



2016 James Madison Football James Madison Game Superlatives (as of Dec 16, 2016) All games



TEAM GAME HIGHS

Rushes	74	vs Morehead State (Sep 03, 2016)
Yards Rushing	498	vs Morehead State (Sep 03, 2016)
Yards Per Rush	8.7	vs Delaware (Oct 01, 2016)
TD Rushes	10	vs Morehead State (Sep 03, 2016)
Pass attempts	39	vs New Hampshire (Dec 03, 2016)
Pass completions	31	vs New Hampshire (Dec 03, 2016)
Yards Passing	408	vs New Hampshire (Dec 03, 2016)
Yards Per Pass	19.8	vs Elon (Nov 19, 2016)
TD Passes	6	vs New Hampshire (Dec 03, 2016)
Total Plays	87	vs Morehead State (Sep 03, 2016)
	87	vs New Hampshire (Dec 03, 2016)
Total Offense	699	vs Elon (Nov 19, 2016)
Yards Per Play	10.9	vs Elon (Nov 19, 2016)
Points	84	vs Rhode Island (Oct 29, 2016)
Sacks By	4	at Maine (Sep 24, 2016)
First Downs	34	vs Morehead State (Sep 03, 2016)
Penalties	12	vs Central Conn. State (Sep 10, 2016)
Penalty Yards	104	vs Central Conn. State (Sep 10, 2016)
Turnovers	2	vs Central Conn. State (Sep 10, 2016)
	2	at Villanova (Nov 12, 2016)
	2	vs New Hampshire (Dec 03, 2016)
Interceptions By	5	vs Rhode Island (Oct 29, 2016)
Punts	6	at Maine (Sep 24, 2016)
Punting Avg	50.0	vs William & Mary (Oct 08, 2016)
Long Punt	66	vs William & Mary (Oct 08, 2016)
Punts inside 20	3	at North Carolina (Sep 17, 2016)
Long Punt Return	76	vs Morehead State (Sep 03, 2016)
	76	vs Elon (Nov 19, 2016)

2016 STATISTICS



2016 James Madison Football James Madison Game Superlatives (as of Dec 16, 2016) All games



OPPONENT INDIVIDUAL GAME HIGHS

Rushes	31	K. ANDERSON, vs William & Mary (Oct 08, 2016)
Yards Rushing	149	K. ANDERSON, vs William & Mary (Oct 08, 2016)
TD Rushes	3	Logan, T, at North Carolina (Sep 17, 2016)
Long Rush	58	D. Thompson, at Richmond (Nov 05, 2016)
Pass attempts	49	Knight,Trevor, at New Hampshire (Oct 15, 2016)
Pass completions	31	Knight,Trevor, at New Hampshire (Oct 15, 2016)
Yards Passing	435	Kyle Lauletta, at Richmond (Nov 05, 2016)
TD Passes	5	Kyle Lauletta, at Richmond (Nov 05, 2016)
Long Pass	75	Trubisky, M, at North Carolina (Sep 17, 2016)
Receptions	12	Love,Malik, at New Hampshire (Oct 15, 2016)
Yards Receiving	192	O'Connor,Neil, at New Hampshire (Oct 15, 2016)
TD Receptions	1	J. FIELDS, vs Central Conn. State (Sep 10, 2016)
	1	KJ Smith, vs Central Conn. State (Sep 10, 2016)
	1	Howard, B, at North Carolina (Sep 17, 2016)
	1	Hollins, M, at North Carolina (Sep 17, 2016)
	1	Switzer, R, at North Carolina (Sep 17, 2016)
	1	D. DEDMON, vs William & Mary (Oct 08, 2016)
	1	Crossan,Dalton, at New Hampshire (Oct 15, 2016)
	1	Donovan,Rory, at New Hampshire (Oct 15, 2016)
	1	Powell,Jordan, at New Hampshire (Oct 15, 2016)
	1	Brian Brown, at Richmond (Nov 05, 2016)
	1	D. Thompson, at Richmond (Nov 05, 2016)
	1	Jay Palmer, at Richmond (Nov 05, 2016)
	1	Will McCombs, at Richmond (Nov 05, 2016)
	1	Tyler Wilkins, at Richmond (Nov 05, 2016)
	1	E. BORDERS, vs Elon (Nov 19, 2016)
Long Reception	75	Switzer, R, at North Carolina (Sep 17, 2016)
Field Goals	2	Ellman,Morgan, at New Hampshire (Oct 15, 2016)
Long Field Goal	45	Cam Pedersen, at North Dakota State (Dec 16, 2016)
Punts	9	J. FIGENSHAW, vs Sam Houston State (Dec 09, 2016)
Punting Avg	49.2	DeMartini, Jame, at Maine (Sep 24, 2016)
Long Punt	59	DeMartini, Jame, at Maine (Sep 24, 2016)
Punts inside 20	3	D. PETRONI, vs Elon (Nov 19, 2016)
Long Punt Return	28	DeAndrade,C., at New Hampshire (Oct 15, 2016)
Long Kickoff Return	99	H. COOPER, vs Rhode Island (Oct 29, 2016)
Tackles	14	Mulumba Tshiman, at Maine (Sep 24, 2016)
Sacks	2.0	Mulumba Tshiman, at Maine (Sep 24, 2016)
Tackles For Loss	3.5	Calitro, A., at Villanova (Nov 12, 2016)
	3.5	P. HALL, vs Sam Houston State (Dec 09, 2016)
Interceptions	1	S. WELLONS, vs Morehead State (Sep 03, 2016)
	1	N. BROWN, vs Central Conn. State (Sep 10, 2016)
	1	Hart, Darrius, at Maine (Sep 24, 2016)
	1	C. PARKER, vs William & Mary (Oct 08, 2016)
	1	Reaves, M., at Villanova (Nov 12, 2016)
	1	Rolle, R., at Villanova (Nov 12, 2016)
	1	Shorey,Cam, vs New Hampshire (Dec 03, 2016)
	1	S. LATU, vs Sam Houston State (Dec 09, 2016)
	1	Robbie Grimsley, at North Dakota State (Dec 16, 2016)

2016 STATISTICS



2016 James Madison Football James Madison Game Superlatives (as of Dec 16, 2016) All games



OPPONENT TEAM GAME HIGHS

Rushes	44	vs William & Mary (Oct 08, 2016)
Yards Rushing	312	vs Delaware (Oct 01, 2016)
Yards Per Rush	8.0	vs Delaware (Oct 01, 2016)
TD Rushes	5	at North Carolina (Sep 17, 2016)
Pass attempts	70	at New Hampshire (Oct 15, 2016)
Pass completions	44	at New Hampshire (Oct 15, 2016)
Yards Passing	512	at New Hampshire (Oct 15, 2016)
Yards Per Pass	14.0	at North Carolina (Sep 17, 2016)
TD Passes	5	at Richmond (Nov 05, 2016)
Total Plays	100	at New Hampshire (Oct 15, 2016)
Total Offense	635	at North Carolina (Sep 17, 2016)
Yards Per Play	9.8	at North Carolina (Sep 17, 2016)
Points	56	at North Carolina (Sep 17, 2016)
Sacks By	4	vs New Hampshire (Dec 03, 2016)
First Downs	34	at New Hampshire (Oct 15, 2016)
Penalties	10	at North Carolina (Sep 17, 2016)
Penalty Yards	110	at North Carolina (Sep 17, 2016)
Turnovers	6	vs Rhode Island (Oct 29, 2016)
Interceptions By	2	at Villanova (Nov 12, 2016)
Punts	10	vs Sam Houston State (Dec 09, 2016)
Punting Avg	49.2	at Maine (Sep 24, 2016)
Long Punt	59	at Maine (Sep 24, 2016)
Punts inside 20	3	vs Elon (Nov 19, 2016)
Long Punt Return	28	at New Hampshire (Oct 15, 2016)



THE LAST TIME...



TEAM

JMU Played a FBS Team

Lost 28-56 at North Carolina 9/17/16

JMU Beat a FBS Team

Won 48-45 at SMU 9/26/15

Overtime Game

Lost 30-23 vs. Delaware 9/27/14

Multiple-Overtime Game

Won 27-26 (2OT) vs. William & Mary 10/13/12

Scored 50 Points

JMU: JMU 65, Sam Houston 7 12/9/16

Opponent: North Carolina 56, JMU 28 9/17/16

Shutout

JMU: JMU 51, Elon 0 10/17/15

FBS Opponent: Virginia Tech 43, JMU 0 9/6/03

FCS Opponent: Villanova 27, JMU 0 10/17/09

300 Yards Rushing

JMU: 356 vs. Sam Houston State 12/9/16

Opponent: 312 vs. Delaware 10/1/16

300 Yards Passing

JMU: 408 vs. New Hampshire 12/3/16

Opponent: 435 at Richmond 11/5/16

400 Yards Passing

JMU: 408 vs. New Hampshire 12/3/16

Opponent: 435 at Richmond 11/5/16

300 Yards Rushing & Passing

JMU: 362/337 vs. Elon 11/19/16

Opponent: Never

500 Yards Total Offense

JMU: 607 vs. Sam Houston State 12/9/16

Opponent: 551 at Richmond 11/5/16

600 Yards Total Offense

JMU: 607 vs. Sam Houston State 12/9/16

Opponent: 635 at North Carolina 9/17/16

700 Yards Total Offense

JMU: 729 at SMU 9/26/15

Opponent: 720 vs. Richmond 10/24/15

No Sacks Allowed

JMU: vs. Elon 11/19/16

Opponent: vs. Elon 11/19/16

Safety By

JMU: vs. West Virginia 9/15/12

Opponent: vs. Sam Houston State 12/9/16

Scored Two Defensive TDs

JMU: vs. Rhode Island (2 IR) 10/29/16

Opponent: at Northeastern (IR, FR) 11/23/02

No Punts

JMU: at Richmond 11/5/16

Opponent: at Virginia Tech 9/11/10

INDIVIDUAL

150 Yards Rushing

JMU: Khalid Abdullah (180) at N. Dakota State 12/16/16

Opponent: Zach Bednarczyk (157) vs. Villanova 11/21/15

200 Yards Rushing

JMU: Vad Lee (276) at SMU 9/26/15

Opponent: Jacobi Green (236) vs. Richmond 10/24/15

Two 100-Yard Rushers

JMU: Sharp (144), Abdullah (141) vs. SHSU 12/9/16

Opponent: Thompson (120), McGraw (109) vs. UD 10/18/97

Three 100-Yard Rushers

JMU: Schor (129), Sharp (110), Johnson (104) vs. Morehead 9/3/16

2nd time ever - previous 9/5/15 vs. MSU

300 Yards Passing

JMU: Bryan Schor (371) vs. New Hampshire 12/3/16

Opponent: Kyle Lauletta (435) at Richmond 11/5/16

400 Yards Passing

JMU: Vad Lee (433) at Richmond 11/15/14

Opponent: Kyle Lauletta (435) at Richmond 11/5/16

Three TD Passes

JMU: Bryan Schor (3) at N. Dakota State 12/16/16

Opponent: Kyle Lauletta (5) at Richmond 11/5/16

Four TD Passes

JMU: Bryan Schor (5) vs. New Hampshire 12/3/16

Opponent: Kyle Lauletta (5) at Richmond 11/5/16

300 Yards Total Offense

JMU: Bryan Schor (348) vs. New Hampshire 12/3/16

Opponent: Kyle Lauletta (413) at Richmond 11/5/16

400 Yards Total Offense

JMU: Vad Lee (418) vs. Richmond 10/24/15

Opponent: Kyle Lauletta (413) at Richmond 11/5/16

QB Ran/Threw For 100 Yards

JMU: Bryan Schor (209/103) vs. Delaware 10/1/16

Opponent: Armanti Edwards (109/142) vs. App. State 9/20/08

10 Receptions

JMU: D.D. Boxley (11) at Maine 10/16/04

Opponent: M. Love (12) & N. O'Connor (10) at UNH 10/15/16



THE LAST TIME...



100 Yards Receiving

JMU: B. Ravenel (155) & T. Alls (126) vs. UNH 12/3/16
Opponent: N. O'Connor (192) & M. Love (127) at UNH 10/15/16

150 Yards Receiving

JMU: Brandon Ravenel (155) vs. New Hampshire 12/3/16
Opponent: Neil, O'Connor (192) at New Hampshire 10/15/16

300 All-Purpose Yards

JMU: Griff Yancey (323) at Delaware 11/3/07
Opponent: Stephan Lewis (305) vs. New Hampshire 9/7/02

150 Yards On Kickoff Returns

JMU: Charles Tutt (153) at Towson 10/10/15
Opponent: Tereak McCray (185) at Elon 10/17/15

100 Yards On Punt Returns

JMU: Cortez Thompson (105) vs. Delaware 11/6/04
Opponent: DeAngelo Hall (105) at Virginia Tech 9/6/03

50-Yard Run

JMU: Khalid Abdullah (55) at N. Dakota State 12/16/16
Opponent: Zach Bednarczyk (56-TD) at Villanova 11/12/16

50-Yard Pass

JMU: B. Schor to D. Taylor (64) vs. Sam Houston 12/9/16
Opponent: E. Stick to C. Morlock (51) at N. Dakota State 12/16/16

50-Yard Kickoff Return

JMU: Brandon Ravenel (86-TD) vs. New Hampshire 12/3/16
Opponent: Harold Cooper (99-TD) vs. Rhode Island 10/29/16

50-Yard Punt Return

JMU: Rashard Davis (72-TD) vs. Sam Houston 12/9/16
Opponent: Justin Bell (75) at Eastern Kentucky 11/26/11

50-Yard Field Goal

JMU: Jason Pritchard (51) at Richmond 10/11/08
Opponent: Chad Hedlund (52) at SMU 9/26/15

50-Yard Interception Return

JMU: Taylor Reynolds (55-TD) at Richmond 11/15/14
Opponent: Jabari Marshall (67) at Duke 8/30/08

60-Yard Punt

JMU: Gunnar Kane (66) vs. William & Mary 10/8/16
Opponent: Nick Dorka (67) vs. William & Mary 11/1/14

Kickoff Return For TD

JMU: Brandon Ravenel (86) vs. New Hampshire 12/3/16
Opponent: Harold Cooper (99) vs. Rhode Island 10/29/16

Punt Return For TD

JMU: Rashard Davis (72) vs. Sam Houston State 12/9/16
Opponent: DeAndrew Rubin (81) at South Florida 9/16/00

Interception Return For TD

JMU: Marcell Johnson (32) vs. Rhode Island 10/29/16
Opponent: Najae Brown (15) vs. Central Connecticut 9/10/16

Punt Blocked By

JMU: Adam Smith vs. Sam Houston State 12/9/16
Opponent: Kendell Anderson vs. William & Mary 11/1/14

Punt Blocked For TD By

JMU: Bryce Maginley vs. Sam Houston State 12/9/16
Opponent: Kendell Anderson vs. William & Mary 11/1/14

PAT Blocked By

JMU: Simeyon Robinson at New Hampshire 10/15/16
Opponent: Winston Craig at Richmond 11/5/16

Field Goal Try Blocked By

JMU: Cornell Urquhart at Villanova 11/12/16
Opponent: Blaine Woodson at Delaware 11/14/15

Field Goal Try Blocked By For TD

JMU: R. McCarter/T. Townsend vs. Villanova 9/28/02
Opponent: Never

Defensive PAT

JMU: Vidal Nelson vs. Towson 11/29/09
Opponent: DeAndre Houston-Carson at W&M 10/31/15

Fumble Return For TD

JMU: Charles Tutt (6) at New Hampshire 10/15/16
Opponent: Ryan Torzsa (41) at Delaware 11/14/15

Defensive Fumble Recovery For TD

JMU: Scott Baxter at Shippensburg 11/12/83
Opponent: Jon Oosterhuis at New Hampshire 9/8/01

Three Sacks

JMU: Andrew Ankrah (3.5) at SMU 9/26/15
Opponent: Eric Wright (3.0) vs. Richmond 10/12/13

2016 JMU FOOTBALL ROSTER UPDATED NOVEMBER 29, 2016

No.	Name	Year	Pos.	Height	Weight	Hometown / High School (Last School)
1	Trai Sharp	So.	RB	5-9	200	Carrboro, N.C./Carrboro
2	Dimitri Holloway	So.	LB	6-1	220	Newport News, Va./Heritage
2	Connor Mitch	R-Jr.	QB	6-3	220	Raleigh, N.C./Wakefield (South Carolina)
3	Domo Taylor	Sr.	WR	6-3	210	Columbia, S.C./Spring Valley (Georgia Military)
5	Jake Brown	Fr.	WR	5-11	180	Richmond, Va./Trinity Episcopal
5	Raven Greene	R-Jr.	S	6-0	200	Virginia Beach, Va./First Colonial
6	Rashard Davis	Sr.	WR	5-9	175	Charlottesville, Va./Charlottesville
7	Terrence Alls	R-Jr.	WR	6-1	195	Miami Gardens, Fla./Dade Christian (Duke)
7	Trey Wilson	Fr.	DB	5-10	185	Richmond, Va. (Hermitage)
8	John Miller	Jr.	WR	5-10	180	Columbia, S.C./Spring Valley
9	Kyre Hawkins	R-Jr.	LB	6-0	210	Baltimore, Md./Dunbar
10	Jacob Rosen	Fr.	LB	6-2	210	Gothenburg, Sweden/Briar Woods [Va.]
10	Riley Stapleton	R-Fr.	WR	6-5	215	Indiana, Pa./Indiana
11	Brandon Ravenel	Sr.	WR	6-0	185	Stafford, Va./North Stafford
12	Logan Boyd	R-Jr.	WR	6-5	200	Virginia Beach, Va./Bayside
12	Cole Johnson	Fr.	QB	6-5	195	Virginia Beach, Va./Cox
13	Ishmael Hyman	R-Jr.	WR	6-0	190	Manalapan, N.J./St. John Vianney (Kansas)
14	Taylor Reynolds	R-Sr.	CB	6-0	195	Newark, Del./Newark
15	Daniel Schiele	Sr.	TE	6-5	245	Yorktown, Va./Tabb
16	John Kinney	Fr.	LB	6-2	205	Richmond, Va./Hermitage
16	Neeshant Parikh	R-So.	QB	6-2	205	Richmond, Va./Trinity Episcopal (Bridgewater)
17	Bryan Schor	Jr.	QB	6-2	215	Milford, Pa./Delaware Valley (Lackawanna College)
18	Hunter Etheridge	R-So.	QB	6-3	220	Clayton, N.C./Woodberry Forest [Va.]
18	Tabb Patrick	Fr.	LB	6-1	210	Mechanicsville, Va./Hanover
19	Reid McCoy	So.	QB	6-2	205	Glen Allen, Va./The Kiski School (Robert Morris)
19	Mack Waldman	R-So.	QB	6-2	205	Highland, Ill./Highland (Northeastern Oklahoma A&M)
20	Taylor Woods	Jr.	RB	5-9	190	Havelock, N.C./Havelock
21	Robert Branch	So.	S	6-2	190	Baltimore, Md./Gilman
22	Eric Kirlew	Fr.	RB	5-11	182	Reston, Va./South Lakes
22	Rashad Robinson	So.	CB	5-11	170	Richmond, Va./Hermitage
23	Charles Tutt	So.	CB	5-10	170	Clifton, Va./Centreville
24	Justin Wellons	R-Sr.	LB	6-1	225	Chesapeake, Va./Western Branch
25	Cardon Johnson	R-Jr.	RB	5-9	210	Newport News, Va./Warwick
26	Curtis Oliver	So.	CB	5-11	185	Paramus, N.J./Paramus Catholic
27	D'Angelo Amos	Fr.	CB	6-1	170	Richmond, Va./Meadowbrook
27	Pat Kagel	R-So.	LB	6-2	215	Virginia Beach, Va./Kellam
28	Grant Westbrook	So.	S	5-9	175	Leesburg, Va./Heritage (East Coast Prep)
30	Adam Smith	Fr.	S	6-1	180	Charlotte, N.C./Hough
31	Kirk Robinette	R-Fr.	DL	6-4	240	Cumberland, Md./Allegany
32	Khalid Abdullah	Sr.	RB	5-10	220	Newport News, Va./Heritage
33	Gage Steele	R-Sr.	LB	6-1	230	Front Royal, Va./Warren County
34	Justin Bethea	Jr.	CB	5-10	180	Leesburg, Va./Heritage
34	Simba Parker	R-Jr.	RB	5-8	220	Portsmouth, Va./I.C. Norcom (Victor Valley College)
35	Marcell Johnson	Jr.	S	6-2	195	Knightdale, N.C./Knightdale
36	Robert Carter Jr.	R-So.	CB	6-0	185	Baltimore, Md./Long Reach
37	Jimmy Moreland	R-So.	CB	5-11	170	Royal Palm Beach, Fla./Royal Palm Beach
38	Mike Cobbs	So.	S	6-2	210	Alexandria, Va./Hayfield
39	Robbie Walker	Jr.	WR	5-9	175	Reston, Va./Gonzaga College (Ohio)
40	Daniel Clements	So.	WR	6-0	180	Alpharetta, Ga./Alpharetta (Air Force Prep)
40	Ryan Horner	Fr.	S	6-1	185	Leesburg, Va./Loudoun County
41	Brett Siegel	R-Jr.	LB/LS	6-2	230	Leesburg, Va./Fork Union
42	Skyler Clark	Fr.	WR	6-3	163	Moorestown, N.J./Moorestown
42	Pat Frio	Jr.	K/P	6-0	180	St. Charles, Ill./St. Charles East (Lackawanna College)
43	Bryce Maginley	Fr.	S	6-2	215	Charlotte, N.C./Ardrey Kell
44	Jordan Brown	R-Jr.	S	6-2	190	Cranberry Township, Pa./Seneca Valley
45	Tyler Gray	So.	K	5-11	165	Winchester, Va./Millbrook
46	David Ezeagwu	Jr.	LB	6-2	235	Stafford, Va./Colonial Forge
47	Darrious Carter	R-So.	DL	6-5	240	Indiana, Pa./Indiana Senior (Virginia)
48	Reggie Collins	Fr.	S	6-1	185	Stafford, Va./Brooke Point
49	Brandon Hereford	Jr.	LB	6-0	230	Glen Allen, Va./Glen Allen
50	Christian Launius	Fr.	LB	5-11	225	Davidson, N.C./Davidson Day
51	Devin Medley	Fr.	LB	6-0	210	Harrisonburg, Va./Harrisonburg

2016 JMU FOOTBALL ROSTER UPDATED NOVEMBER 29, 2016

52	Nick Michalski	R-Jr.	LB	6-1	200	Chesapeake, Va./Great Bridge
53	Jordan Brooks	R-Fr.	DL	6-4	255	Clifton, Va./Centreville
54	Kelvin Azanama	Fr.	LB	5-11	205	Chesterfield, Va./Monacan
55	Nick Edwards	R-Jr.	OL	6-4	290	Virginia Beach, Va./Kellam
56	Matt Wolcott	R-So.	LS	5-11	220	Ashburn, Va./Briar Woods
57	Jeremiah McBride	Fr.	K/P	6-0	180	Upper Marlboro, Md./Riverdale Baptist
58	Gerren Butler	R-Fr.	OL	6-3	285	Front Royal, Va./Skyline
59	Daniel Caracciolo	Fr.	LS	5-10	215	Fairfax, Va./Paul VI
60	Jahee Jackson	R-Fr.	OL	6-3	315	Baltimore, Md./Gilman
61	A.J. Bolden	R-Jr.	OL	6-3	305	Winchester, Va./Millbrook (Toledo)
62	Kyle Rigney	R-Sr.	OL	6-3	285	Wirtz, Va./Franklin County
63	J.T. Timming	Fr.	OL	6-2	295	Liberty Township, Ohio/Lakota East
64	Matt Frank	R-Sr.	OL	6-3	300	Fairfax, Va./Fairfax
65	Dorrius Rodgers	Fr.	DL	6-1	280	Locust Grove, Ga./Locust Grove
67	Zaire Bethea	Fr.	OL	6-3	290	South Orange, N.J./DePaul Catholic
68	Tyree Chavious	R-Fr.	OL	6-4	300	Goldsboro, N.C./Rosewood
69	John Gardiner	Fr.	P	6-5	235	Chesterfield, Va./Matoaca
70	Aaron Stinnie	R-Jr.	OL	6-5	290	Charlottesville, Va./St. Anne's-Belfield
71	Richard Xu	R-So.	OL	6-5	290	Ashburn, Va./Stone Bridge
73	Mac Patrick	Fr.	OL	6-2	290	Mechanicsville, Va./Hanover
72	Gary Wortham	R-Sr.	DL	5-10	315	Woodbridge, Va./Freedom (Richmond)
74	Simeyon Robinson	R-Jr.	DL	6-1	280	Virginia Beach, Va./First Colonial
75	Michael Faulkner	Fr.	OL	6-4	265	Lawrenceville, Ga./Collins Hill
76	Mitchell Kirsch	R-Sr.	OL	6-6	300	Washington, D.C./St. John's College
77	Robert Snead	Fr.	OL	6-3	315	Chester, Va./Thomas Dale
78	Zach Rugg	R-Sr.	OL	6-4	308	Windber, Pa./Bishop McCort (Connecticut)
79	Raymond Gillespie	Fr.	OL	6-5	245	Mechanicsville, Va./Tale
81	Cory Owen	R-Fr.	WR	6-1	185	McMurray, Pa./Peters Township
82	Nick Carlton	Fr.	TE	6-3	235	Alpharetta, Ga./Alpharetta
82	Zach Polglase	Fr.	TE	6-2	230	Harrisonburg, Va./Spotswood
84	Brandon Brown	R-Jr.	DL	6-3	250	Chester, Va./Matoaca
84	Ryan Kluck	Fr.	WR	6-0	175	Suffolk, Va./King's Fork
85	Quintin Reynolds	R-So.	WR	6-0	185	Nokesville, Va./Patriot (Old Dominion)
86	Mack Cullen	R-Fr.	TE	6-4	220	Fishersville, Va./Wilson Memorial
88	Jonathan Kloosterman	Jr.	TE	6-3	245	Strasburg, Va./Strasburg
89	Braxton Westfield	Fr.	WR	6-4	205	Greenville, S.C./Christ Church Episcopal
90	Rondre Knowles-Tener	Fr.	DL	6-1	295	Lynchburg, Va./Liberty Christian Academy
91	Ethan Ratke	Fr.	K	5-9	175	Mechanicsville, Va./Atlee
91	Martez Stone	R-Sr.	DL	6-1	270	Cleveland, Ohio/John Adams (Lackawanna College)
92	Mike Mabry	Fr.	DL	6-1	235	Buckingham, Va./Buckingham County
93	Andrew Ankrah	R-Jr.	DL	6-4	240	Gaithersburg, Md./Quince Orchard
94	Cornell Urquhart	Jr.	DL	6-4	270	Richmond, Va./Benedictine Prep
95	Adeeb Atariwa	Fr.	DL	6-3	270	Sterling, Va./Dominion
97	John Daka	Fr.	DL	6-3	210	Upper Marlboro, Md./Wise
98	Lawton Riggs	Fr.	TE	6-3	240	Ashburn, Va./Stone Bridge
99	Gunnar Kane	R-Sr.	P	6-1	220	Virginia Beach, Va./Kellam

JMU COACHING STAFF

Head Coach: Mike Houston (Mars Hill '94) - First Season
 Offensive Coordinator/Quarterbacks: Donnie Kirkpatrick
 Defensive Coordinator/Safeties: Bob Trott
 Tight Ends/Run-Game Coordinator: Bryan Stinespring
 Outside Linebackers/Special Teams: John Bowers
 Inside Linebackers: Byron Thweatt
 Offensive Line: Jamal Powell
 Defensive Line: Jeff Hanson
 Cornerbacks: Tripp Weaver

Running Backs: De'Rail Sims
 Wide Receivers: Drew Dudzik
 Director of Football Administration: Dale Steele
 Director of Strength & Conditioning: John Williams
 Assistant Director of Strength & Conditioning: Markus James
 Equipment Manager: Pete Johnson
 Associate Athletic Trainer: Scott Cook
 Assistant Athletic Trainer: Cal Hall