



JAMES MADISON FOOTBALL

2004 National Champions • Back-to-Back CAA Champions • 13th Playoff Appearance • 27th Winning Season

2016 SCHEDULE/RESULTS

Overall: 12-1 | CAA: 8-0
Home: 8-0 | Away: 4-1 | Streak: W10

| DATE | OPPONENT | TIME |
|----------|----------------------------|-----------|
| Sept. 3 | MOREHEAD STATE | W, 80-7 |
| Sept. 10 | CENTRAL CONN. STATE | W, 56-21 |
| Sept. 17 | at North Carolina | L, 28-56 |
| Sept. 24 | at Maine * | W, 31-20 |
| Oct. 1 | DELAWARE * | W, 43-20 |
| Oct. 8 | WILLIAM & MARY * | W, 31-24 |
| Oct. 15 | at New Hampshire * | W, 42-39 |
| Oct. 22 | OFF | |
| Oct. 29 | RHODE ISLAND * | W, 84-7 |
| Nov. 5 | at #6 Richmond * | W, 47-43 |
| Nov. 12 | at #9 Villanova * | W, 20-7 |
| Nov. 19 | ELON * | W, 63-14 |
| Nov. 26 | FIRST ROUND-BYE | |
| Dec. 3 | #22 NEW HAMPSHIRE ^ | W, 55-22 |
| Dec. 9 | #5 SAM HOUSTON STATE ^ | W, 65-7 |
| Dec. 16 | at #1 North Dakota State ^ | 6 p.m. CT |

Home games in BOLD CAPS

Rankings are STATS poll

* CAA game

^ FCS playoffs

ESPN2

- Play-by-Play Anish Shroff
- Color Commentary Ahmad Brooks
- Sideline Cole Cubelic
- Online: www.espn3.com
- Mobile: WatchESPN app

SPRINT BROADCAST NETWORK

- Play-by-Play Dave Thomas
- Color Commentary Curt Dudley
- In Harrisonburg: WSAV 550 AM/92.1 FM
- Online: WSVAOnline.com

LIVE STATS

- NCAA Game Center www.ncaa.com

TWITTER: #GODOUKES

- Football Account @JMUFootball
- JMU Athletics Account @JMUSports
- Coach Houston @JMUCoachHouston

NEXT UP: FCS TITLE GAME

- Date Saturday, Jan. 7, 2017
- Time Noon ET
- TV ESPN2
- Online WatchESPN / ESPN3.com

JMU ATHLETICS COMMUNICATIONS

- Football SID: Chris Brooks • @CBrooksSID
Office Phone: 540-568-3702
Email: brookscp@jmu.edu
- Secondary: Taylor Shirey
Office Phone: 540-568-6051
Email: shireytr@jmu.edu
- Tertiary: Andy Lohman
Office Phone: 540-568-6155
Email: lohmanar@jmu.edu

NO. 4 JAMES MADISON (12-1) at NO. 1 NORTH DAKOTA STATE (12-1)

FRIDAY, DECEMBER 16, 2016 • 6 P.M. CT • FARGO, N.D. • FARGODOME

Location Fargo, N.D.
Site Fargodome
Capacity 19,000
Surface .. AstroTurf GameDay Grass
TV ESPN2
Online ESPN3.com/WatchESPN
Radio .. JMU Sprint Broadcast Network
Series NDSU leads 1-0
Last Meeting Dec. 3, 2011
NDSU 26, JMU 14



JAMES MADISON

Rankings (Committee / STATS / Coaches) #4 / #5 / #5
Head Coach Mike Houston (Mars Hill '94)
Career Record / at JMU 55-20 (6th) / 12-1 (1st)
Record vs. North Dakota State 0-0



NORTH DAKOTA STATE

Rankings (Committee / STATS / Coaches) #1 / #4 / #3
Head Coach Chris Klieman (Northern Iowa '90)
Career Record / at NDSU 43-11 (4th) / 40-4 (3rd)
Record vs. JMU 1-0 (as a NDSU assistant)

DUKES CLASH WITH BISON FOR A SPOT IN THE NATIONAL CHAMPIONSHIP

- Game 14 of the 45th season of JMU football takes place Friday, Dec. 16 when the fourth-seeded Dukes hit the road to face top-seeded North Dakota State in the FCS semifinals.
- Kickoff is set for 7 p.m. ET (6 p.m. CT) at Gate City Bank Field at the Fargodome and will be televised nationally on ESPN2.
- JMU advanced to the semifinals for just the third time in program history and for the first time since 2008 after rolling past previously-unbeaten Sam Houston State 65-7 in the FCS quarterfinals.
- North Dakota State rallied from a 10-point deficit, scoring the last 36 for a 36-10 victory against South Dakota State last week in Fargo.
- JMU's run through the 2016 FCS playoffs is presented by Excel Heating and Cooling.

JMU DOMINATES ALL THREE PHASES, CRUISES PAST SAM HOUSTON

- James Madison limited the nation's top offense to only 270 yards, produced 14 points on special teams and 14 more off turnovers as the Dukes cruised to a 65-7 victory versus Sam Houston State on Dec. 9.
- The Dukes set program playoff records for most points, fewest allowed, win margin and total offense to move on to the FCS semifinals for the first time in eight seasons.
- It was the second-largest win in a FCS playoff game after the Dukes scored all 65 points by the end of the third quarter.
- Khalid Abdullah rushed for 141 yards and three touchdowns, tying the program's single-season rushing touchdown record, with 20. Trai Sharp ran for 144 yards and two scores - both career highs. Bryan Schor threw for 251 yards and a touchdown, accumulating most of his stats in the first half.
- JMU out-gained SHSU 607-270, led by its rushing attack that gained 356 on the ground.
- Quarterback Jeremiah Briscoe, who set the FCS record with 57 passing touchdowns, was held without a score.

HEADING TO FARGO FOR SECOND MEETING WITH BISON

- Friday night marks the second meeting ever between JMU and North Dakota State.
- JMU last played a road playoff game back on Dec. 3, 2011, in what was the teams' first meeting. NDSU won that meeting 26-14 en route to eventually winning its first of five straight national titles.
- In that game, NDSU's Sam Ojuri rushed for two touchdowns and a 60-yard touchdown by D.J. McNorton midway through the fourth put the game away for the Bison. Justin Thorpe threw for one touchdown while catching a touchdown pass.
- The meeting was also the last road playoff game the Dukes played, having played the last four at home.

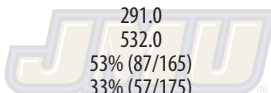
SCHOR TAKES HOME THE DUDLEY AWARD, HONORING STATE'S TOP PLAYER

- For the fourth straight year, a JMU star was named the state's top Division I football player, as Bryan Schor was voted the winner of the Dudley Award.
- Schor, the CAA Offensive Player of the Year and a finalist for the STATS FCS Walter Payton Award, received 11 of the possible 12 first-place votes to mark the third consecutive year a JMU quarterback won.
- Vad Lee was the first back-to-back Dudley Award winner in 2014 and 2015, while Stephon Robertson garnered the accolade in 2013. Rodney Landers also won in 2008, as JMU has won five of the seven by an FCS school.
- The Dukes are just one off of Virginia Tech's five straight, which it won from 2002-06.

TEAM COMPARISON

James Madison

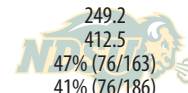
49.6
22.1
+27.5
241.0
291.0
532.0
53% (87/165)
33% (57/175)
57% (12/21)
48% (10/21)
86% (73/85)
18/20/8



Scoring Offense
Scoring Defense
Scoring Margin
Passing Yards
Rushing Yards
Total Offense
3rd Down Offense
3rd Down Defense
4th Down Offense
4th Down Defense
Red Zone Scoring
Sacks/Interceptions/Fumble Recoveries

North Dakota State

30.1
15.8
+14.3
163.3
249.2
412.5
47% (76/163)
41% (76/186)
70% (7/10)
33% (8/24)
82% (32/39)
34/18/7



SCOUTING NORTH DAKOTA STATE

- The Bison enters Friday's semifinal game with a 12-1 record and are seeking their sixth straight trip to the FCS championship game, having won the previous five titles.
- The Missouri Valley Conference champions advanced with a 36-10 come-from-behind win against South Dakota State, avenging a regular-season loss to the Jackrabbits.
- NDSU has played eight games against nationally-ranked teams, having gone 7-1 in those games, including a 23-21 win at then-No. 11 Iowa in September.
- The Bison average 30.1 points per game while allowing 15.8 per outing. Over the last four home games, NDSU has conceded 9.3 points per contest.
- Easton Stick has passed for over 2,100 yards and 19 touchdowns while rushing for more than 650 and seven scores.
- Lance Dunn and King Frazer have combined for 1,775 yards and 16 touchdowns, and Darrius Shepherd and RJ Urzendowski both have tallied more than 500 receiving yards.
- Chris Klieman is in his third year as head coach of the Bison and sixth year overall with the program. He has tallied a 40-4 overall record at the helm and led the Bison to national titles in 2014 and 2015, for their fourth and fifth straight championship.

JMU Against Remaining Playoff Teams

| | Record | Last Mtg. |
|--------------------|--------|-----------|
| Eastern Washington | 0-0 | N/A |
| North Dakota State | 0-1 | 2011 |
| Youngstown State | 1-3 | 2006 |

DUKES SHATTER PLAYOFF RECORDS

- In JMU's 65-7 triumph against Sam Houston State, the Dukes broke several playoff program records.
- In addition to it being the second-largest margin of victory, JMU set playoff records for points scores (65), points allowed (7) and total offense (607).
- Khalid Abdullah became the second JMU back to score three rushing touchdowns in the playoffs, joining Kenny Sims, who did it in 1991.
- Abdullah and Trai Sharp each surpassed 100 rushing yards, marking the third time JMU had multiple 100-yard rushers in the playoffs.
- Domo Taylor made a 64-yard reception, which turned out to be the third-longest by a JMU receiver in the postseason.

SPECIAL TEAMS DOMINANCE

- Before the game was 17 minutes old, JMU took a 28-0 lead against Sam Houston State, and special teams had a lot to do with it.
- After leading 14-0 off a pair of rushing touchdowns, Rashard Davis set the JMU and CAA record with his fourth punt return for a touchdown, going 72 yards to the house late in the first quarter.
- Early in the second, Adam Smith blocked a

SHSU punt and Bryce Maginley picked up the loose ball, returning it 20 yards for the punt block for a score.

- JMU has now returned a program-record six punts for a touchdown this season. Davis' and the team's punt return touchdown totals are both shy of the NCAA single-season record.

DEFENSE SHUTS DOWN TOP FCS OFFENSE

- Sam Houston entered last weekend's quarterfinal with the top-ranked offense in multiple categories, but the Dukes had different plans, completely shutting down the Bearcats in the blowout victory.
- SHSU was limited to just 7 points and 270 yards of offense, which was 46 points and 300 yards under its respective season averages.
- Jeremiah Briscoe entered the game averaging nearly 375 passing yards per game and set the FCS record with 57 touchdown passes, yet was held without a touchdown toss and only 143 passing yards.
- JMU forced the Kats into three turnovers, resulting in 14 points.
- The Dukes made two interceptions and broke up a season-high nine passes and SHSU went just 2-for-19 on third down.
- JMU now leads the country with 20 interceptions this season.

ABDULLAH, SHARP PACE JMU IN QUARTERS

- JMU's running back duo of Khalid Abdullah and Trai Sharp made the offense go in the quarterfinal win.
- The team tallied 356 rushing yards and six touchdowns, with 285 yards and five scores coming from the backs.
- Abdullah ran for 141 yards and tied his career high of three touchdowns. Sharp had a career night, going for a game-high 144 yards and two touchdowns.

DUKES BACK IN SEMIS

- JMU advanced to the semifinals for just the third time in history and for the first time since the 2008 season.
- The Dukes first made it to the semis in 2004, beating William & Mary 48-34 on the road, prior to defeating Montana in the title game.
- Four years later, JMU and Montana met again, with the Griz leaving town with a 35-27 win.
- The quarterfinal victory over Sam Houston evened JMU's all-time playoff record to 11-11.

KHALID GOES OVER 1,500

- In last Friday's win against Sam Houston State, Khalid Abdullah went over 100 yards for the ninth time in 2016.
- He became the third JMU player to surpass 1,500 rushing yards.
- Now standing at 1,528, he is 191 yards shy of Curtis Keaton for second place (1,719) and 242 away from Rodney Landers' JMU record (1,770).
- Should JMU reach the championship game, Abdullah needs to average 121 yards per game for the single-season record.

JMU QUICK FACTS

GENERAL

| | |
|-----------------------|-------------------------------|
| Location | Harrisonburg, Va. |
| Founded | 1908 |
| Enrollment | 21,227 |
| Affiliation | NCAA Division I FCS |
| Conference | Colonial Athletic Association |
| Nickname / Mascot | Dukes / Duke Dog |
| Colors | Purple and Gold |
| Stadium (Capacity) | Bridgeforth Stadium (24,877) |
| President | Jonathan Alger |
| Director of Athletics | Jeff Bourne |

HISTORY

| | |
|---------------------------------|-------------------------------|
| First Season as a Program | 1972 |
| First Year of NCAA Varsity | 1974 |
| First Year of NCAA Division I | 1979 |
| All-Time Record | .292-210-4 (.581) / 506 games |
| Division I Record | .253-186-2 (.576) / 441 games |
| Conference Titles / Last | Six / 2016 |
| NCAA Playoff Appearances / Last | 13th / 2016 |
| Last Postseason Opponent | Sam Houston State (12/9/16) |
| Round | 2016 NCAA FCS Quarterfinals |
| Result | JMU 65, SHSU 7 |

2016 TEAM INFO

| | |
|-----------------------------|--------------------------------------|
| Overall Record (CAA Record) | 12-1 (8-0) |
| Home Record | 8-0 |
| Away Record | 4-1 |
| Passing Leader | Bryan Schor (2,648) |
| Rushing Leader | Khalid Abdullah (1,528) |
| Receiving Leader | Brandon Ravenel (708) |
| Tackles Leader | Brandon Hereford (96) |
| Sacks Leaders | Simeyon Robinson, Martez Stone (4.0) |
| Interceptions Leader | Raven Greene (6) |
| Fumble Recoveries Leader | Charles Tutt (3) |

COACHING STAFF

| | |
|------------------------------------|--------------------|
| Head Coach | Mike Houston |
| Record at JMU / Years | 12-1 / First |
| Career Record / Years | 55-20 / Sixth |
| Football Office Phone | 540-568-6517 |
| Off. Coordinator (Quarterbacks) | Donnie Kirkpatrick |
| Def. Coordinator (Safeties) | Bob Trott |
| Tight Ends | Bryan Stinespring |
| Outside Linebackers/ Special Teams | John Bowers |
| Inside Linebackers | Byron Thweatt |
| Offensive Line | Jamal Powell |
| Defensive Line | Jeff Hanson |
| Cornerbacks | Tripp Weaver |
| Running Backs | De'Rail Sims |
| Wide Receivers | Drew Dudzik |
| Director of Football Admin. | Dale Steele |
| Strength & Conditioning | John Williams |
| Strength & Conditioning | Markus James |

CAA STANDINGS

| | CAA | Overall |
|-------------------|-----------|-----------|
| #5 James Madison | 8-0 1.000 | 12-1 .923 |
| #9 Villanova | 6-2 .750 | 9-4 .692 |
| #22 New Hampshire | 6-2 .750 | 8-5 .615 |
| #12 Richmond | 5-3 .625 | 10-4 .714 |
| Maine | 5-3 .625 | 6-5 .545 |
| Albany | 4-4 .500 | 7-4 .636 |
| Stony Brook | 4-4 .500 | 5-6 .455 |
| William & Mary | 3-5 .375 | 5-6 .455 |
| Towson | 3-5 .375 | 4-7 .364 |
| Delaware | 2-6 .250 | 4-7 .364 |
| Elon | 1-7 .125 | 2-9 .182 |
| Rhode Island | 1-7 .125 | 2-9 .182 |

| TUE 13 | WED 14 | THU 15 | FRI 16 | SAT 17 | SUN 18 | MON 19 |
|---|---|-----------------|--|-----------------|-----------------|---|
| 12:00 p.m. - Coach Houston at JMU Fan & Press Luncheon (O'Neill's Grill on University Blvd.) | NO AVAILABILITY JMU travels to Fargo, N.D. | NO AVAILABILITY | 7 p.m. ET - Game #14 at North Dakota State on ESPN2 Postgame - Coach Houston and selected players available for interviews. Locker room open. | NO AVAILABILITY | NO AVAILABILITY | With win... 10:00 a.m. - CAA Teleconference with Coach Houston and selected player |
| Members of the media will be e-mailed a weekly schedule for the JMU football team each week during the 2016 season. Special requests outside the availability should be directed to Chris Brooks well in advance of the specific request. | | | | | | |

JMU TWO-DEEP at NORTH DAKOTA STATE

OFFENSE (Spread)

| | | | | | |
|----|----|----------------------|-------|------|-----|
| QB | 17 | Bryan Schor | Jr. | 6-2 | 215 |
| | 12 | Cole Johnson | Fr. | 6-5 | 195 |
| | 18 | Hunter Etheridge | R-So. | 6-3 | 220 |
| RB | 32 | Khalid Abdullah | Sr. | 5-10 | 220 |
| | 1 | Trai Sharp | So. | 5-9 | 200 |
| WR | 11 | Brandon Ravenel | Sr. | 6-0 | 185 |
| | 13 | Ishmael Hyman | R-Jr. | 6-0 | 190 |
| WR | 3 | Domo Taylor | Sr. | 6-3 | 210 |
| | 7 | Terrence Alls | R-Jr. | 6-1 | 195 |
| WR | 6 | Rashard Davis | Sr. | 5-9 | 175 |
| | 8 | John Miller | Jr. | 5-10 | 180 |
| TE | 88 | Jonathan Kloosterman | Jr. | 6-3 | 245 |
| | 15 | Daniel Schiele | Sr. | 6-5 | 245 |
| LT | 70 | Aaron Stinnie | R-Jr. | 6-5 | 290 |
| | 71 | Richard Xu | R-So. | 6-5 | 290 |
| LG | 61 | A.J. Bolden | R-Jr. | 6-3 | 305 |
| | 58 | Gerren Butler | R-Fr. | 6-3 | 285 |
| C | 62 | Kyle Rigney | R-Sr. | 6-3 | 285 |
| | 73 | Mac Patrick | Fr. | 6-2 | 290 |
| RG | 64 | Matt Frank | R-Sr. | 6-3 | 300 |
| | 60 | Jahee Jackson | R-Fr. | 6-3 | 315 |
| RT | 68 | Tyree Chavious | R-Fr. | 6-4 | 300 |
| | 76 | Mitchell Kirsch | R-Sr. | 6-6 | 300 |

SPECIAL TEAMS

| | | | | | |
|-----|----|-----------------|-------|------|------|
| PK | 45 | Tyler Gray | So. | 5-11 | 165 |
| | 99 | Gunnar Kane | R-Sr. | 6-1 | 220 |
| P | 99 | Gunnar Kane | R-Sr. | 6-1 | 220 |
| | 15 | Daniel Schiele | Sr. | 6-5 | 245s |
| KOS | 45 | Tyler Gray | So. | 5-11 | 165 |
| | 99 | Gunnar Kane | R-Sr. | 6-1 | 220 |
| LS | 41 | Brett Siegel | R-Jr. | 6-2 | 230 |
| | 56 | Matt Wolcott | R-So. | 5-11 | 220 |
| H | 15 | Daniel Schiele | Sr. | 6-5 | 245 |
| | 17 | Bryan Schor | Jr. | 6-2 | 215 |
| KR | 11 | Brandon Ravenel | Sr. | 6-0 | 185 |
| | 39 | Robbie Walker | Jr. | 5-9 | 175 |
| | 8 | John Miller | Jr. | 5-10 | 180 |
| PR | 6 | Rashard Davis | Sr. | 5-9 | 175 |
| | 8 | John Miller | Jr. | 5-10 | 180 |
| | 37 | Jimmy Moreland | R-So. | 5-11 | 170 |

DEFENSE (4-2-5 and 3-4)

| | | | | | | |
|-----|----|------------------|------|-------|------|-----|
| DL | 47 | Darrious Carter | -or- | R-So. | 6-5 | 240 |
| | 84 | Brandon Brown | | R-Jr. | 6-3 | 250 |
| DL | 91 | Martez Stone | | R-Sr. | 6-1 | 270 |
| | 74 | Simeyon Robinson | | R-Jr. | 6-1 | 280 |
| DL | 94 | Cornell Urquhart | | Jr. | 6-4 | 270 |
| | 65 | Dorrius Rodgers | | Fr. | 6-1 | 280 |
| KAT | 93 | Andrew Ankrah | | R-Jr. | 6-4 | 240 |
| | 46 | David Ezeagwu | | Jr. | 6-2 | 235 |
| LB | 2 | Dimitri Holloway | | So. | 6-1 | 220 |
| | 49 | Brandon Hereford | | Jr. | 6-0 | 230 |
| LB | 33 | Gage Steele | | R-Sr. | 6-1 | 230 |
| | 27 | Pat Kagel | | R-So. | 6-2 | 215 |
| LB | 24 | Justin Wellons | -or- | R-Sr. | 6-1 | 225 |
| | 9 | Kyre Hawkins | | R-Jr. | 6-0 | 210 |
| CB | 37 | Jimmy Moreland | | R-So. | 5-11 | 170 |
| | 26 | Curtis Oliver | | So. | 5-11 | 185 |
| | 22 | Rashad Robinson | | So. | 5-11 | 170 |
| CB | 14 | Taylor Reynolds | | R-Sr. | 6-0 | 195 |
| | 23 | Charles Tutt | | So. | 5-10 | 170 |
| SS | 44 | Jordan Brown | | R-Jr. | 6-2 | 190 |
| | 35 | Marcell Johnson | | Jr. | 6-2 | 195 |
| | 28 | Grant Westbrook | | So. | 5-9 | 175 |
| FS | 5 | Raven Greene | | R-Jr. | 6-0 | 200 |
| | 30 | Adam Smith | | Fr. | 6-1 | 180 |

PRO-NUN-SEE-AY-SHUN GUIDE

| | | |
|----|----------------------|------------------------|
| 1 | Trai Sharp | TRAY |
| 3 | Domo Taylor | DAH-moe |
| 6 | Rashard Davis | RUH-shard |
| 9 | Kyre Hawkins | Ky-REE |
| 11 | Brandon Ravenel | RAV-uh-nell |
| 13 | Ishmael Hyman | HIE-men |
| 15 | Daniel Schiele | SHE-lee |
| 16 | Neeshant Parikh | NEE-shont Puh-REEK |
| 17 | Bryan Schor | SHORE |
| 22 | Rashad Robinson | RUH-shod |
| 25 | Cardon Johnson | CAR-dunn |
| 27 | Pat Kagel | KAY-gull |
| 32 | Khalid Abdullah | Kuh-LID Ab-DOOL-uh |
| 34 | Justin Bethea | Buh-THAY-uh |
| 41 | Brett Siegel | SEE-gull |
| 42 | Pat Frio | FREE-yo |
| 43 | Bryce Maginley | MUH-gin-LEE |
| 46 | David Ezeagwu | EH-zog-WOO |
| 47 | Darrious Carter | DARE-ee-us |
| 49 | Brandon Hereford | HURR-ferd |
| 52 | Nick Michalski | Mih-CHOL-skee |
| 54 | Kelvin Azanama | AH-zuh-NAH-muh |
| 58 | Gerren Butler | JERR-en |
| 59 | Daniel Caracciolo | CARE-uh-COAL-oh |
| 60 | Jahee Jackson | JAH-hee |
| 67 | Zaire Bethea | ZIE-eer |
| 68 | Tyree Chavious | CHAVE-us |
| 71 | Richard Xu | Shoo |
| 74 | Simeyon Robinson | Sim-EE-yon |
| 76 | Mitchell Kirsch | KURSH |
| 82 | Zach Polglase | POLE-glaze |
| 88 | Jonathan Kloosterman | KLOO-stir-men |
| 90 | Rondre Knowles-Tener | Ron-DRAE NOLES TEN-urr |
| 93 | Andrew Ankrah | ANK-ruh |
| 94 | Cornell Urquhart | URK-hart |
| 95 | Adeeb Atartiwa | Uh-DEEB Uh-TAH-wuh |
| 97 | John Daka | DACK-uh |
| 99 | Gunnar Kane | GUNNER |

JMU CAREER RECORD WATCH

KHALID ABDULLAH

| | | |
|----------------------|-------------|-------------------------|
| Rushing Touchdowns | 39 (1st) | All-Time Leader |
| TD (Rush + Receive) | 42 (2nd) | 1 off t-1st, 2 off 1st |
| Scoring (Rush + Rec) | 252 (2nd) | 6 off t-1st, 12 off 1st |
| Rushing Yards | 3,397 (3rd) | 81 off 2nd, 772 off 1st |
| Rush Attempts | 624 (3rd) | 19 off 2nd, 114 off 1st |
| All-Purpose Yards | 3,745 (5th) | 219 off 4th |

BRANDON RAVENEL

| | | |
|----------------------|-------------|-------------------------------------|
| Receptions | 159 (2nd) | 27 off 1st |
| Receiving Yards | 2,238 (4th) | 570 off 3rd |
| Receiving Touchdowns | 15 (5th) | 1 off t-4th, 2 off t-3rd, 3 off 3rd |

BRYAN SCHOR

| | | |
|--------------------|--------------|--------------------------|
| Passing Touchdowns | 31 (7th) | 3 off t-6th, 4 off t-5th |
| Completions | 270 (8th) | 12 off 7th |
| Passing Yards | 3,502 (9th) | 82 off 8th, 160 off 7th |
| Total Offense | 4,308 (10th) | 247 off 9th, 316 off 8th |
| Pass Attempts | 380 | 16 off 10th |

TAYLOR REYNOLDS

| | | |
|--------------------|-------------|--------------------------|
| Interception Yards | 201 (t-2nd) | 29 off 1st |
| Interceptions | 11 (t-4th) | 1 off t-3rd, 2 off t-1st |

RAVEN GREENE

| | | |
|--------------------|-----------|--------------------------|
| Interception Yards | 158 (4th) | 54 off 2nd, 72 off 1st |
| Interceptions | 9 (t-9th) | 1 off t-7th, 2 off t-4th |

ANDREW ANKRAH

| | | |
|-------|------|------------------------------|
| Sacks | 16.5 | 0.5 off t-10th, 1.0 off 10th |
|-------|------|------------------------------|

GAGE STEELE

| | | |
|---------|-----|------------|
| Tackles | 337 | 5 off 10th |
|---------|-----|------------|

RASHARD DAVIS

| | | |
|-------------------|-----------|------------------------|
| Punt Return Yards | 482 (7th) | 89 off 6th, 94 off 5th |
|-------------------|-----------|------------------------|

HOUSTON NAMED REGION'S TOP COACH

- For the second straight year, Mike Houston was named the AFCA Region 1 Coach of the Year.
- He became the eighth coach ever to win back-to-back awards with two different teams.
- The CAA Coach of the Year guided JMU to the CAA championship and a No. 4 overall seed for the NCAA FCS playoffs.
- He's led the Dukes to a 12-1 overall record and perfect 8-0 mark in CAA play.
- JMU's 55-22 win over New Hampshire was the program's first playoff victory since 2011 and the first at home since 2008.
- He and the Dukes followed that up with a 65-7 triumph against Sam Houston State, setting team records for most points for and least given up in a playoff game. It was also the second-largest win in FCS playoff history.

DUKES END PLAYOFF SKID VS. UNH

- Behind a prolific passing attack, JMU outscored New Hampshire 49-8 in the middle quarters to cruise to a 55-22 victory in the second round.
- Bryan Schor had a career day in his return, passing for 371 yards and five touchdowns, both JMU playoff records. The five touchdown tosses also tied the program record.
- Three skilled players tallied two receiving touchdowns in the same game for the first time in program history, as Brandon Ravenel, Terrence Alls and Jonathan Kloosterman each tied their respective career highs. Ravenel turned in his first three-touchdown game, as he also returned a kickoff for a touchdown.
- It was JMU's first playoff win since a first-round victory at Eastern Kentucky in 2011 and the first playoff win at Bridgeforth Stadium since a 2008 quarterfinal triumph versus Villanova.

SCHOR RETURNS, ROUTS UNH

- CAA Player of the Year Bryan Schor made his return to the field and did so in a big way, turning in the best statistical game of his career, against New Hampshire on Dec. 3.
- Schor was 30-of-37 for a career-best 371 yards and five touchdowns, which tied JMU's single-game pass TD record.
- His passing yards was the fifth most in JMU single-game history and a JMU playoff record.
- He became the first quarterback at JMU ever to throw five touchdown passes twice.
- This season, Schor ranks in the top 8 on four single-season lists at JMU. He is second in passing touchdowns (24), third in passing yards (2,638), completions (199) and total offense (3,182), seventh in pass attempts (267) and tied for 10th in rushing touchdowns (10).

JMU PLAYOFF RECORDS FALL IN UNH WIN

- Bryan Schor passed for a playoff-record 371 yards and five touchdowns. His five touchdown tosses were one off the FCS playoffs record.
- Brandon Ravenel also caught eight receptions for 155 yards and two touchdowns, setting the JMU playoff record for receiving yards.
- It was also the first time two players went over 100 yards in the postseason, as Terrence Alls added 126 receiving yards.

DUKES SET TEAM PASSING TD MARK

- In the second-round victory against UNH, the Dukes did something they had never done before - combine for 6 touchdown passes.
- Bryan Schor tied the program record with five touchdown passes, which he has now accomplished twice.
- For the second consecutive game, a little trickery paid dividends, as a handoff pass from Schor to Rashard Davis resulted in the former Charlottesville quarterback throwing his first career touchdown pass to Brandon Ravenel.
- JMU had previously thrown for five touchdowns three times in a game, all of which have occurred over the previous four seasons.

RECEIVERS SET ANOTHER TD RECORD

- The team passing touchdown record was not the only record that was reset as it pertains to the passing game.
- Brandon Ravenel, Terrence Alls and Jonathan Kloosterman each had two touchdown passes, tying their respective career highs.
- That marked the first time three different players caught a pair of touchdowns in the same game.
- Ravenel led the way with career highs of eight receptions and 155 yards, while Alls turned in career bests of seven catches and 126 yards.
- Kloosterman was efficient in his receiving game, scoring on both of his receptions.

DEFENSE STANDS TALL VS. UNH

- JMU's defense has been on an upward climb since conceding 27 points at New Hampshire in the final 10 minutes of the fourth quarter.
- There would be no repeat of that, as the defense limited UNH to only 268 yards of offense for the entire game.
- UNH had just 14 first downs, and went 3-for-13 on third down. JMU limited the 'Cats to 4.1 yards per pass attempt and multiple three-and-outs allowed for the Dukes hold nearly a 2-to-1 time of possession edge.
- JMU controlled the ball for 39:44 while UNH was on offense for just 20:16.

INSIDE THE POLLS

STATS FCS Top-25

Postseason - Nov. 20, 2016

STATS

| No. | Team | Record | Points |
|-----|--------------------------|-------------|-------------|
| 1 | Sam Houston State (111) | 11-0 | 3676 |
| 2 | Jacksonville State (15) | 10-1 | 3531 |
| 3 | Eastern Washington (14) | 10-1 | 3468 |
| 4 | North Dakota State (10) | 10-1 | 3415 |
| 5 | James Madison (1) | 10-1 | 3185 |
| 6 | The Citadel | 10-1 | 2990 |
| 7 | South Dakota State | 8-3 | 2739 |
| 8 | North Dakota | 9-2 | 2598 |
| 9 | Villanova | 8-3 | 2270 |
| 10 | Charleston Southern | 7-3 | 2124 |
| 11 | Chattanooga | 8-3 | 2093 |
| 12 | Richmond | 8-3 | 2033 |
| 13 | Youngstown State | 8-3 | 1938 |
| 14 | Central Arkansas | 9-2 | 1805 |
| 15 | Coastal Carolina | 9-2 | 1602 |
| 16 | Grambling State | 8-1 | 1434 |
| 17 | North Carolina A&T | 9-2 | 1328 |
| 18 | Lehigh | 9-2 | 1252 |
| 19 | Wofford | 8-3 | 1186 |
| 20 | North Carolina Central | 9-2 | 1147 |
| 21 | Cal Poly | 7-4 | 778 |
| 22 | New Hampshire | 7-4 | 574 |
| 23 | Samford | 7-4 | 497 |
| 24 | San Diego | 9-1 | 300 |
| 25 | Weber State | 7-4 | 280 |

Receiving Votes: Illinois State (117), Albany (114), Princeton (106), Montana (94), UT Martin (82), Penn (59), Western Illinois (48), Fordham (36), Saint Francis (30), Southeastern Louisiana (27), Northern Iowa (23), Maine (20), Southern Utah (17), Southern University (17), Duquesne (9), Northern Arizona (5), Tennessee State (5), McNeese State (5), Kennesaw State (4), Nicholls (3), Liberty (3), Northern Colorado (3), Harvard (2), Stony Brook (2), Dayton (1).

FCS Coaches' Poll

Postseason - Nov. 21, 2016



| No. | Team | Record | Points |
|------|------------------------|-------------|------------|
| 1 | Sam Houston State (22) | 11-0 | 639 |
| 2 | Jacksonville State (2) | 10-1 | 616 |
| 3 | North Dakota State (1) | 10-1 | 581 |
| 4 | Eastern Washington (1) | 10-1 | 575 |
| 5 | James Madison | 10-1 | 531 |
| 6 | The Citadel | 11-0 | 501 |
| 7 | South Dakota State | 8-3 | 483 |
| 8 | North Dakota | 9-2 | 474 |
| 9 | Chattanooga | 8-3 | 403 |
| 10 | Charleston Southern | 7-3 | 373 |
| 11 | Villanova | 8-3 | 361 |
| t-12 | Youngstown State | 8-3 | 353 |
| t-12 | Richmond | 8-3 | 353 |
| 14 | Grambling State | 9-1 | 297 |
| 15 | Lehigh | 9-2 | 271 |
| 16 | Central Arkansas | 9-2 | 246 |
| 17 | North Carolina A&T | 9-2 | 232 |
| 18 | North Carolina Central | 9-2 | 227 |
| 19 | Wofford | 8-3 | 210 |
| 20 | Cal Poly | 7-4 | 157 |
| 21 | New Hampshire | 7-4 | 91 |
| 22 | Montana | 6-5 | 81 |
| 23 | Weber State | 7-4 | 77 |
| 24 | Samford | 7-4 | 63 |
| 25 | San Diego | 9-1 | 58 |

Receiving Votes: Illinois State (53), Kennesaw State (26), Princeton (22), Penn (14), Saint Francis (Pa.) (14), Southern (10), Western Illinois (9), Albany (9), Southern Utah (9), Southeastern Louisiana (7), Fordham (7), UT-Martin (5), Northern Colorado (4), Tennessee State (4), Northern Iowa (2), William & Mary (2).

RAVENEL BIG-TIME PLAYMAKING

- Brandon Ravenel certainly is making the most of his final postseason appearance, as he turned in multiple career highs in the second-round win against New Hampshire.
- He had eight receptions for 155 and two touchdowns - all in the first half. That marked the first time since 2009 that player exceeded 150 receiving yards.
- In the third quarter, he returned a kickoff 86 yards for a touchdown, the second of his career.
- It was Ravenel's first three-touchdown game.
- He set JMU playoff records for receiving yards, as well as all-purpose yards, in which he accrued 263. That ranks eighth all-time in JMU's single-game history.

OFFENSIVE FIRE POWER

- JMU's offense has been a force for nearly three years now in the FCS landscape and rank in the top 10 in 11 different offensive categories.
- The Dukes lead the FCS in four categories: scoring (49.6), completion percentage (71.8%), team pass efficiency (179.27) and punt return average (28.05).
- They are also second in first downs (350), third in total offense (532.0) and on third down (52.7%), fourth in rushing (291.0), sixth in turnovers (12) and fumbles lost (4) and seventh in turnover margin (1.23).

SOME OF THE NATION'S BEST

- JMU's offense has been rolling and quite a few are some of the nation's leaders statistically.
- Bryan Schor leads the FCS in completion percentage (74.5%), pass efficiency (183.8) and yards per pass attempt (9.92) and is also fifth in point responsibility (204).
- Khalid Abdullah is No. 1 in the country in both rushing touchdowns (20) and total TDs (22). He is also third in scoring (10.2), fourth in rushing yards (1,528) and 18th in yards per carry (6.14).
- In the kicking game, Tyler Gray has taken advantage of the prolific offense, ranking sixth in scoring (9.2), which is second in the CAA only to Abdullah.
- Rashard Davis set the JMU and CAA record with his fourth punt return for a touchdown, which is obviously first in the national ranks.

BOB TROTT DEFENSE TAKING SHAPE

- JMU's defense under Bob Trott has seen considerable improvements this season, and in the last month has become a top defensive unit.
- The Dukes leads the country in interceptions (20) while also ranking seventh in turnover margin (1.23), pass efficiency defense (106.75) and takeaways (28).
- They are 16th in defensive touchdowns and third-down defense (32.6%) and 24th in scoring defense (22.1).
- Charles Tutt ranks 1st in the FCS in fumble recoveries (3), and Raven Greene is 12th in interceptions per game (0.5).

ABDULLAH NAMED ASN'S TOP PLAYER

- Prior to JMU's second-round game, Khalid Abdullah was voted the 2016 American Sports Network Player of the Year.
- It was Abdullah's first national award and it was the second straight year a running back won ASN's top honor.
- Abdullah rushed for 1,300 yards and 17 touchdowns during the regular season and became the all-time leader in career rushing touchdowns at 36.
- He tallied eight games over 100 yards and ranked in the top five nationally in scoring, total touchdowns, rushing touchdowns and rushing yards. He led the CAA in yards per carry and was second in rushing per game.

SCHOR HEADLINES ALL-CAA SQUAD

- JMU won three major awards and produced 14 All-CAA honorees in a vote by the league's head coaches.
- Bryan Schor headlined the league, as he was voted CAA Offensive Player of the Year, while Rashard Davis was named CAA Special Teams Player of the Year and Mike Houston was tabbed CAA Coach of the Year.
- A program-record 10 players were named to the All-CAA First Team. Joining Schor (QB) and Davis (PR) were Khalid Abdullah (RB), Brandon Ravenel (WR), Jonathan Kloosterman (TE), Mitchell Kirsch (OL), Aaron Stinnie (OL), Andrew Ankrah (DL), Taylor Reynolds (CB) and Raven Greene (S).
- Making the All-CAA Second Team were Matt Frank (OL), Gage Steele (LB) and Gunnar Kane (P), while Terrence Alls (WR) rounded out the Dukes on the All-CAA Third Team.
- It is the first time since 2008 JMU won three major awards and third team ever in a single season.

CHAMPS EARN FIRST-ROUND BYE

- JMU's is in the postseason for the third straight year and earned a national seed and bye for the second straight year, which is a first for JMU.
- The No. 4 Dukes will host a playoff game at home for the third year running and won their first playoff game since 2011 and first at home since the 2008 campaign.
- JMU was the lone team in FCS to go undefeated against the FCS without having played a non-Division I team.
- Its lone loss came to ACC-foe North Carolina. The Dukes won two games against top-10 teams in the STATS FCS Top 25, and notched three wins on the road against playoff teams - a feat no other team accomplished.

HOUSTON UP FOR NATIONAL AWARD

- Mike Houston was named a finalist for the STATS FCS Eddie Robinson Award, which is presented to the national coach of the year in the FCS.
- It is Houston's second straight year on the list, as he was honored in 2015 at The Citadel.
- He guided JMU to a 10-1 record and perfect 8-0 mark in the CAA. He was voted CAA Coach of the Year following the regular season.
- Houston led JMU to an outright CAA championship this year for only the second time in program history. It was JMU's fifth-ever CAA title and sixth total in the 45-year history of the program.
- The Dukes have had their coach win the award on two occasions, both by Mickey Matthews (1999, 2008).

THE CHAMPS ARE HERE!!!

- JMU secured its second straight CAA championship with a win on Nov. 12 at Villanova for its fifth CAA championship in history.
- It was the second outright championship, with the previous coming in 2008, and the first time ever the Dukes won the league back-to-back.
- The following weekend, on Nov. 19, JMU rolled to victory against Elon to complete the perfect conference season, going 8-0 for only the second time in program history and the eighth time in CAA history.
- It was just the fourth time since 1985 that a CAA team finished atop the league standings in consecutive season and the first since Massachusetts in 2006 and 2007.
- JMU has won 10 games in a season four times, with 2016 being the second time it reached double-digit victories before the playoffs.
- Mike Houston became the second head coach in JMU history to capture a CAA title in his first season, joining Mickey Matthews (1999).

JMU POSTSEASON HISTORY

Overall: 11-11

Current Streak: JMU W2

JMU Home Games: JMU 5-4

Last: Dec. 9, 2016 (JMU 65, SHSU 7)

JMU Away/Neutral Games: JMU 6-7

Last: Dec. 3, 2011 (NDSU 26, JMU 14)

Most JMU Points: 65 on Dec. 9, 2016

On Road: 42 on Nov. 30, 2011

Most Opp. Points: 44 on Dec. 5, 2015

JMU Win Margin: 58 on Dec. 9, 2016

Opponent Win Margin: 29 on Nov. 28, 1987

| Date | Game | W/L | Score |
|----------|---------------|-----|-----------|
| 11/28/87 | at Marshall | L | 12-41 |
| 11/30/91 | at Delaware | W | 42-35 2OT |
| 12/7/91 | SAMFORD | L | 21-24 |
| 11/26/94 | TROY | W | 45-26 |
| 12/3/94 | at Marshall | L | 21-28 OT |
| 11/25/95 | at App State | L | 24-31 |
| 11/27/99 | at Troy | L | 7-27 |
| 11/27/04 | at Lehigh | W | 14-13 |
| 12/4/04 | at Furman | W | 14-13 |
| 12/10/04 | at W&M | W | 48-34 |
| 12/17/04 | vs. Montana | W | 31-21 |
| 11/25/06 | at Youngstown | L | 31-35 |
| 11/24/07 | at App State | L | 27-28 |
| 11/29/08 | WOFFORD | W | 38-35 |
| 12/6/08 | VILLANOVA | W | 31-27 |
| 12/12/08 | MONTANA | L | 27-35 |
| 11/26/11 | at ECU | W | 20-17 |
| 12/3/11 | at NDSU | L | 14-26 |
| 11/29/14 | LIBERTY | L | 21-26 |
| 12/5/15 | COLGATE | L | 38-44 |
| 12/3/16 | UNH | W | 55-22 |
| 12/9/16 | SAM HOUSTON | W | 65-7 |

ROAD WARRIORS

- JMU's road schedule has been arguably one of the toughest in America this season, facing North Carolina, Maine, New Hampshire, #6 Richmond and #9 Villanova away from home.
- The Dukes wrapped up the road slate with a 4-1 record, including a perfect 4-0 mark during CAA play. Despite the loss to UNC, JMU scored 21 in the first quarter and held a lead until the second quarter.
- In JMU's four conference road games, the opponents have combined for a 27-13 overall record and 20-4 conference mark. All four squads are tied for second in the league, at 5-2.
- The Dukes averaged 35.0 points per game in CAA road games.

.500 OR BETTER 14 STRAIGHT YEARS

- JMU's success from year to year has come to be expected, as the Dukes have recorded a .500 record or better for a league-best 14th consecutive season.
- JMU also produced its 12th winning season during the timeframe after earning win No. 7 against Rhode Island.
- The Dukes have now had a winning record in 27 of 45 seasons and won nine wins for the third straight year - a first for the program.

BEST START BY A 1ST-YEAR JMU COACH

- Mike Houston has led JMU to an 12-1 start and 8-0 mark in conference play, which is the best start by a JMU coach in his first year.
- No other coach has won more than seven of his first eight games, as Mickey Matthews (1999) and Rip Scherer (1991) began with a 7-2 record.
- Houston is the fifth straight head coach to lead the Dukes to the FCS postseason in their first year leading the team.
- He's also the second JMU coach to win a CAA title in his first season, as Matthews won in 1999.

HOW CHAMPION DUKES FARE IN PLAYOFFS

- JMU has won five Colonial Athletic Association championships, and in the previous four postseason ventures in title years, JMU has compiled a 6-3 record.
- In 2004, JMU won the national championship after winning three true road games and a neutral-site game against a national power. After notching 14-13 wins at both Lehigh and Furman, JMU beat William & Mary 48-34.
- On Dec. 17, 2004, the Dukes captured their only national title with a 31-21 win over Montana in Chattanooga, Tenn.
- Four years later, JMU entered the 2008 playoffs as the top seed, taking wins from Wofford (38-35) and Villanova (31-27) before falling to Montana (35-27) in the semifinals.
- The Dukes exited in the first round of the playoffs in both 1999 (L, 27-7 at Troy State) and 2015 (L, 38-44 vs. Colgate).

TWO DUKES IN TOP-12 OF PAYTON VOTE

- JMU's Khalid Abdullah and Bryan Schor were named top-25 finalists for the STATS FCS Walter Payton Award, given to the nation's top offensive player.
- The All-CAA First Team honorees were both in the top 12 of voting for the prestigious award, with Abdullah finishing eighth and Schor 12th.
- Voters picked five of 25 players in order, with Abdullah picking up four second-place votes and Schor accruing one first-place and one second-place vote.
- Former quarterback Vad Lee was a finalist in 2014, finishing fourth, and Rodney Landers was runner-up in 2008.
- Other finalists from JMU include Justin Rascati (2006) and Curtis Keaton (1999).

NCAA GRANTS RAVEN A FIFTH YEAR

- Mike Houston announced prior to the regular-season finale that Raven Greene has been granted a medical waiver for a fifth season of eligibility for the 2017 season.
- A First Team All-CAA safety this year, he is second in the CAA in interceptions (5) and passes defended (11), while tallying 53 tackles with a fumble recovery.
- His sophomore season was cut short in 2014 after suffering a season-ending injury at Albany, just four games in.
- In his return last year, he was a Second Team All-CAA member, registering 88 tackles, two fumble recoveries and two interceptions, including his first career pick-six at William & Mary.

JOHNSON GARNERS ROOKIE NOD

- Cole Johnson was nearly perfect in his first career start, earning CAA Rookie of the Week accolades to round out the regular season.
- He was 12-of-13 for 274 yards and two touchdowns to lead JMU to a 63-14 win against Elon back on Nov. 19.
- Johnson's first touchdown pass came by way of a 70-yard catch by Domo Taylor. He also completed passes for 37, 28 and 27 yards, averaging 21.1 yards per pass attempt.

JMU OFFENSE GOES OFF VERSUS ELON

- The Dukes gained nearly 700 yards of offense and scored on its way to a 63-14 win versus Elon.
- Cole Johnson was 12-of-13 for 274 yards and two touchdowns -- both to Domo Taylor.
- Taylor finished with four catches for 114 yards and two scores. Tight ends Jonathan Kloosterman and Nick Carlton combined for over 100 yards receiving.
- Khalid Abdullah led JMU's rushing attack with 125 yards and a touchdown. Taylor Woods and Trai Sharp both had 80 yards and a touchdown, while Woods had a touchdown pass to Sharp in the wildcat formation.

DAY OF FIRSTS AGAINST THE PHOENIX

- In addition to Cole Johnson's first career start and touchdowns, numerous other Dukes had career firsts.
- Domo Taylor went over 100 yards for the first time in his career. Hunter Etheridge connected with Robbie Walker for the pair's first-ever touchdown.
- Nick Carlton caught his first two career passes, while Taylor Woods had his first pass attempt, completion and touchdown pass while running the wildcat.

SOLID SENIOR SEND OFF

- JMU honored its group of 13 seniors prior to kickoff on Nov. 19, and the seven-touchdown win on Senior Day was a great way to close their final regular-season game at Bridgeforth.
- The senior class has accumulated a 36-14 record over the past four seasons.
- They led JMU to back-to-back CAA championships and three straight playoff appearances.

DUKES CAPTURE CROWN AT 'NOVA

- JMU locked up its fifth Colonial Athletic Association championship with a 20-7 win at then-No. 9 Villanova on Nov. 12. It was JMU's first time winning the conference in back-to-back seasons and just the second outright title, with the previous coming in 2008.
- The Dukes limited Villanova to 239 yards while producing four interceptions, three turnover-on-downs and a blocked field goal. VU was also 0-for-3 in the red zone.
- Leading 13-7 with under four minutes to play, Martez Stone intercepted a tipped pass at the line of scrimmage to set up Khalid Abdullah's game-clinching score with 2:36 to go. Another pick by Taylor Reynolds two plays later sealed the win.
- Abdullah rushed for 101 and two touchdowns, as he became the fourth player in school history to run for more than 3,000 yards. He also extended his school rushing-touchdown record to 35 scores.
- Cornell Urquhart, the CAA Defensive Player of the Week, finished with five tackles, a blocked field goal and tipped a Villanova pass which resulted in Stone's late-game interception.

ABDULLAH OVER 3,000 YARDS

- Khalid Abdullah's 30-yard run in the fourth quarter at Villanova put him in elite company in JMU football's 45-year history.
- He became the fourth JMU player to reach 3,000 career rushing yards, as he now stands at 3,397 rushing yards heading into this week.
- Abdullah finished the game with 101 yards and two touchdowns against Villanova and added 125 and a score versus Elon, as he had eight 100-yard games during the regular season.

URQUHART EARNS DEFENSIVE POTW

- JMU's best defensive effort all year, coupled with a pair of pivotal plays, earned Cornell Urquhart CAA Defensive Player of the Week.
- Urquhart made five tackles, but more importantly, blocked a short field goal in the third to keep the game tied at 7-7 and tipped a Zach Bednarczyk pass late in the fourth, in which Martez Stone intercepted.
- JMU's defense had four interceptions, forced three turnover-on-downs (two inside the 25) and blocked the field goal. The Dukes kept 'Nova scoreless in the red zone, as it was 0-for-3.

DEFENSE POWERS DUKES AT 'NOVA

- The Dukes have used their high-powered offense to set the tone for games all season, but in Saturday's title-clinching win at Villanova, it was the defense that stood tall.
- The Wildcats boast one of the best defenses in the country and were able to limit JMU to under 300 yards of offense for the first time this year.
- JMU raised the bar on the defensive side, holding VU to 239 yards, had four interceptions and three turnover-on-downs (two inside the JMU 25) and blocked a second-half field goal to keep the game tied.
- Two of JMU's four interceptions resulted in 10 points, including Martez Stone's pick with under four minutes left. That set up Khalid Abdullah's touchdown with 2:36 left.
- The Dukes now lead the CAA and rank third nationally with 17 interceptions and fourth in turnover margin (1.40).

ABDULLAH BREAKS CAREER RECORD

- Khalid Abdullah stands alone atop JMU's career rushing touchdowns list, as his two scores on Nov. 5 at Richmond moved him into first with 33 career rushing scores.
- He surpassed Dae'Quan Scott (2010-13) and Eriq Williams (1989-92), as the duo each had 32.
- He extended it 39 after scoring twice at Villanova on Nov. 12 once versus Elon on Nov. 19 and thrice against Sam Houston on Dec. 9.

SCHOR MOVING IN CAREER LISTS

- This season, Bryan Schor has proved to be one of the nation's best, in terms of pass production.
- In just 16 career starts, he already ranks seventh in career passing touchdowns (31), eighth in completions (270), ninth in passing yards (3,502) and 10th in total offense (4,308).
- His 24 touchdown passes in 2016 is second in single-season history, while his 2,648 passing yards and 199 completions both rank third.

GREENE GUIDING DEFENSE

- JMU's defense has seen gradual improvements from last year to now and Raven Greene has been one of the keys to JMU's success.
- He ranks second in the CAA with six interceptions and third with 13 passes defended.
- The Dukes lead the league with 20 interceptions and are second turnover margin (1.23), which ranks first and seventh nationally, respectively.

RAVENEL CONTINUES TO MOVE ON UP

- Brandon Ravenel has turned in big performances consistently during CAA play, which included his first two career two-touchdown games in both games versus New Hampshire.
- He's moved up the JMU career charts, as he ranks second in receptions (159), fourth in receiving yards (2,238) and fifth in receiving touchdowns (15).
- At Villanova, he became the fifth JMU player to go over 2,000 career receiving yards.
- In the playoff win against UNH, he tallied three touchdowns for the first time with his two receiving scores and a kickoff return for a touchdown.

SCHOR NETS FOURTH CAA POTW

- Bryan Schor repeated as CAA Offensive Player of the Week on Nov. 7, as he won for a league-best fourth time.
- Schor was 22-of-28 for 285 yards and three touchdowns, and he rushed for 91 and a score for a career-best 276 yards of total offense in JMU's win at Richmond.
- He threw the go-ahead touchdown pass to Jonathan Kloosterman with 1:36 to play to cap his third straight game with at least four total touchdowns.

KLOO'S TD CATCH LEADS DUKES AT UR

- Jonathan Kloosterman caught an acrobatic nine-yard touchdown pass with 1:36 to play and James Madison added a Khalid Abdullah touchdown run with a minute remaining to earn a 47-43 win at Richmond on Nov. 5, snapping UR's 11-game home win streak.
- Kloosterman reeled in a career-best two touchdown catches, while Abdullah ran for two scores to set JMU's career rushing touchdown record, at 33.
- Bryan Schor was 22-of-28 for 285 yards and three touchdowns and rushed for 91 yards and a score for a career-high 376 yards of offense.
- Four wide receivers caught at least five passes, led by Terrence Alls' career-high six receptions for 98 yards. Kloosterman accrued career highs of five catches for 53 yards, while Rashard Davis and Brandon Ravenel each had five receptions.
- It was the second straight year the teams combined for over 1,000 yards of total offense.

WELCOME BACK KLOO

- Jonathan Kloosterman missed back-to-back games but returned for JMU's top-10 matchup at Richmond. Well, he had himself a career day.
- Kloosterman made five receptions for 53 yards and a pair of touchdowns, all career highs.
- His second touchdown couldn't have been bigger, as his acrobatic nine-yard reception gave JMU a 40-37 lead with only 1:36 remaining.
- He had three of five catches in the fourth quarter to help JMU to the road win.

FIELD POSITION KEYED BY SPECIALISTS

- JMU dominated the field position game at Richmond, thanks to both kickoff squads.
- JMU's averaging starting field position was its own 45 yard line. Robbie Walker averaged 28 yards per return, including a long of 37.
- Jimmy Moreland took a pooch kick 38 yards into Richmond territory, setting up the tying touchdowns prior to halftime.
- On kick coverage, Richmond averaged drive starts at its 19, with no kickoff return going for more than 21 yards.

SCHOR TARGERS FOUR AT RICHMOND

- Bryan Schor was pretty efficient in Nov. 5's win at Richmond, throwing for 285 yards. He utilized four players as primary targets - all of whom had at least five receptions.
- Terrence Alls and Jonathan Kloosterman both turned in career performances, as Alls had six receptions for 98 yards and Kloosterman accrued five catches for 53 yards and two scores.
- Rashard Davis had five grabs for 32 yards and a touchdown, while Brandon Ravenel added five catches for 89 yards.

RECORD WIN ON HOMECOMING

- James Madison notched an unprecedented victory for Homecoming on Oct. 29, downing Rhode Island 84-7. The 84 points were a program record, besting the season-opening 80 against Morehead State on Sept., and was also a CAA record for most points by a single team in a conference game.
- The 77-point win margin was a JMU record and tied a conference-game record.
- The Dukes limited URI to only 109 yards of offense, including 12 passing yards, as the defense had more catches than the Rams with five interceptions (two touchdowns) to their four completions.
- Bryan Schor was 21-for-22 for 309 yards and five touchdowns. His completion percentage (95.5%) set a school record and his five passing scores tied the program's single-game record.
- Daniel Schiele reeled in three touchdown catches on three receptions, setting a JMU record for most touchdowns in a game by

a tight end. It also tied the record for most receiving scores in a game.

SCHOR REELS IN THIRD POTW AWARD

- For the second straight season, JMU's starting quarterback earned three CAA Offensive Player of the Week awards.
- Bryan Schor was named the league's top player on Oct. 31 following his career performance against Rhode Island.
- In just 2.5 quarters, Schor was 21-of-22 for 309 yards and five touchdowns - both career highs.
- His completion percentage (95.5%) set a new JMU record, while his five touchdown tosses tied the school record.
- Three of his five touchdown passes were to tight end Daniel Schiele, and he had a 58-yard touchdown throw to Rashard Davis.
- Schor has thrown for 573 yards and nine touchdowns in the last two games.

DUKES MOVIN' ON FIRST POSSESSIONS

- JMU has been solid in the first quarter all year long, reeling off touchdowns on its opening possession in the first four games. Up until the second drive at Maine, the Dukes were 11-for-11 on first-quarter drives.
- The Dukes have only given up points on the first defensive appearance in two games, conceding a touchdown at North Carolina and at Richmond.

Opening Drives This Season

| | |
|---|--|
| <i>Sept. 3 vs. Morehead State</i> | |
| Offense - Rushing TD (12 plays, 65 yards, 4:25) | |
| Defense - Punt (3 plays, 6 yards, 0:53) | |
| <i>Sept. 10 vs. Central Connecticut</i> | |
| Offense - Passing TD (6 plays, 75 yards, 2:26) | |
| Defense - Punt (4 plays, 8 yards, 1:43) | |
| <i>Sept. 17 at North Carolina</i> | |
| Offense - Rushing TD (9 plays, 82 yards, 3:48) | |
| Defense - Rushing TD (8 plays, 75 yards, 2:53) | |
| <i>Sept. 24 at Maine</i> | |
| Offense - Rushing TD (8 plays, 69 yards, 3:23) | |
| Defense - Turnover on Downs (5 plays, 27 yards, 2:23) | |
| <i>Oct. 1 vs. Delaware</i> | |
| Offense - Missed FG (15 plays, 49 yards, 6:30) | |
| Defense - Missed FG (8 plays, 43 yards, 4:06) | |
| <i>Oct. 8 vs. William & Mary</i> | |
| Offense - Made FG (8 plays, 49 yards, 3:00) | |
| Defense - Punt (6 plays, 9 yards, 2:47) | |
| <i>Oct. 15 at New Hampshire</i> | |
| Offense - Punt (4 plays, 7 yards, 1:26) | |
| Defense - Turnover on Downs (7 plays, 13 yards, 2:55) | |
| <i>Oct. 29 vs. Rhode Island</i> | |
| Offense - Rushing TD (8 plays, 75 yards, 4:03) | |
| Defense - Punt (3 plays, 3 yards, 1:36) | |
| <i>Nov. 5 at Richmond</i> | |
| Offense - Rushing TD (7 plays, 65 yards, TOP 2:43) | |
| Defense - Passing TD (5 plays, 82 yards, TOP 1:59) | |
| <i>Nov. 12 at Villanova</i> | |
| Offense - Rushing TD (13 plays, 84 yards, TOP 6:40) | |
| Defense - Punt (3 plays, 1 yard, TOP 1:06) | |
| <i>Nov. 19 vs. Elon</i> | |
| Offense - Rushing TD (6 plays, 71 yards, TOP 2:07) | |
| Defense - Punt (3 plays, 4 yards, TOP 0:48) | |
| <i>Dec. 3 vs. New Hampshire</i> | |
| Offense - Punt (9 plays, 24 yards, TOP 3:51) | |
| Defense - Punt (5 plays, 17 yards, TOP 1:55) | |
| <i>Dec. 9 vs. Sam Houston State</i> | |
| Offense - Interception (1 play, 0 yards, TOP 0:09) | |
| Defense - Punt (3 plays, 0 yards, TOP 1:08) | |

SCHIELE SETS TIGHT END RECORD

- Entering last Saturday's Homecoming game, Daniel Schiele has two career catches and no touchdowns. He had a career outing while setting one record and tying another.
- Schiele finished the URI game with three receptions for 30 yards and three touchdowns.
- He became the first tight end in JMU history to record three receiving scores in a game, while tying the single-game receiving TD record.

SCHOR COLLECTS SECOND POTW

- Following a then-career performance and a conference road win, Bryan Schor was named Colonial Athletic Association Football Offensive Player of the Week for the second time this season on Oct. 17.
- Schor amassed 334 yards of total offense and a career-high five total touchdowns in JMU's 42-39 win at New Hampshire on Oct. 16. He completed 18 of 27 passes for 264 yards and four touchdowns, then-career highs. Schor also rushed for 70 yards and a touchdown.

TWO TD DAY FOR PAIR OF RECEIVERS

- Terrence Alls and Brandon Ravenel each recorded their first career game with two receiving touchdowns at New Hampshire.
- It was the first time since Sept. 19, 2009, that two receivers achieved the feat when Mike Caussin and Rockeed McCarter each caught a pair of touchdowns.
- That also came from two different quarterbacks, as Justin Thorpe had the first and Drew Dudzik reeled off the next three.

JMU WINS WILD ONE IN DURHAM

- Terrence Alls and Brandon Ravenel reeled in two touchdown catches each and JMU was able to hold off New Hampshire's furious rally for a 42-39 win on Oct. 15.
- JMU led 42-12 with 10 minutes to play before UNH scored 27 straight to trim the lead to three. After successfully recovering an onside kick, JMU kneeled down to snap the Wildcats' 17-game, regular-season win streak at home.
- Bryan Schor had a career-high five total touchdowns, as he passed for 264 yards and four touchdowns, both career highs. He also ran for 70 yards and a score.
- Jordan Brown made a career-high 16 tackles, while Gage Steele tallied 15. Curtis Oliver had nine stops, including 1.5 sacks.

TWO TOUCHDOWNS, FOUR SECONDS

- JMU used big passing plays to open up a lead at New Hampshire but a stretch of just four seconds allowed JMU to go up by 30.
- Bryan Schor connected with Terrence Alls on a 26-yard touchdown pass to extend JMU's lead to 35-12 with 10:04 to play.
- On the ensuing kickoff, UNH's Garette Craig struggled to handle the ball and Marcell Johnson forced a fumble. Charles Tutt recovered the fumble and scampered in from six yards out for the team's second touchdown in only four seconds, upping the lead to 42-12.

JMU, HOME OF THE BEST RB DUO

- This season, both Khalid Abdullah and Cardon Johnson have proved to be elite running backs in the FCS, despite splitting carries. Abdullah averages better than 100 rushing yards per game.
- The duo has combined for 25 rushing touchdowns and 28 total scores.
- Abdullah turned in eight 100-yard rushing performances while Johnson has tallied three.
- Adding in Bryan Schor's two 100-yard games and Trai Sharp's one, JMU has gone over 100 rushing on 14 occasions.

WINS TOUGH TO COME BY AT UNH

- On Oct. 15, JMU snapped New Hampshire's 17-game, regular-season home win streak with a 42-39 win in Durham.
- It was just the seventh home loss for the Wildcats since the start of the 2007 season and was JMU's first win there since 2006.
- The Dukes also came closer to evening the odds in Durham, improving to 4-5 all-time at UNH. It also tied the overall series at 8-8.

DUKES THRILL FANS IN W&M WIN

- JMU improved to 3-0 in CAA play with a thrilling 31-24 triumph against William & Mary on Oct. 8.
- Khalid Abdullah rushed for a career-high 194 yards and three touchdowns, including a 74-yard score in the final minute to ice the game. Abdullah produced five runs of at least 10 yards, adding in rushes of 22 and 29, to go with the long touchdown.
- Taylor Reynolds made two of the biggest defensive stops in the ballgame. First, he stuffed Kendall Anderson at the one with a loss of four on third and goal in the first quarter. He capped his Saturday with an interception in the end zone with only 1:22 to play, preserving JMU's seven-point lead.
- On the opening drive of the second half, Curtis Oliver made his first career sack, dropping Steve Cluley for a 17-yard loss. Later in the third, Cluley put the ball on the ground in the red zone, allowing for Darrius Carter to fall on it for his first fumble recovery.

LONG DRIVE PAYS DIVIDENDS

- Leading 17-10 late in the third, Darrius Carter recovered a fumble in the red zone, setting up for what would be a lengthy drive.
- JMU churned 8:08 off the clock on 19 plays, the longest drive by nearly three minutes, and the end result was a Cardon Johnson two-yard touchdown to make it 24-10 with 10:55 to play.
- It was JMU's longest drive in over five years and best since a 19-play possession that spanned 10:06 at North Carolina back on Sept. 3, 2011.

SCHOR NETS FIRST PLAYER OF THE WEEK

- Quarterback Bryan Schor produced career highs of 312 yards of offense and four total touchdowns to lead JMU to a 43-20 victory against Delaware on Oct. 1. Two days later, he was honored by being named CAA Co-Offensive Player of the Week.
- Schor was 19-for-25 for 209 yards and a touchdown while rushing for 103 yards and three touchdowns, tying his career best. It was his second 100-yard rushing performance.
- In the first half, he completed 14 of 17 attempts for 148 yards and a touchdown while running for 63 yards and two scores to help JMU build a 26-7 halftime lead. He finished the game going 5-for-9 through the air in the second half for his third 200-yard passing game of the season.

RUSHING ATTACK KEYS JMU IN WIN

- JMU nearly turned in its second 400-yard rushing performance of the year versus Delaware with 398 rushing yards and five scores.
- Khalid Abdullah led the way with 159 yards and two touchdowns on just 10 carries. Bryan Schor had 103 yards and tied his career high with three scores, and Cardon Johnson added 93.

DUKES ROLL OVER UD FOR CAA WIN

- Bryan Schor accounted for four total touchdowns and over 300 yards of offense to lead JMU to a 43-20 win against Delaware.

- Schor combined for 312 yards, passing for 209 and a touchdown and rushing for 103 and three scores, tying his career high.
- Khalid Abdullah had his fourth straight 100-yard game with 159 and two touchdowns on 10 carries. Cardon Johnson added 93 on the ground and Terrence Alls made four catches for 70 yards and a score.
- JMU reeled off 33 straight points in the middle quarters to build a 40-3 lead. During that run, JMU's defense forced Delaware into four punts, intercepted a pass and a turnover on downs.
- It was the second-biggest win for JMU in the series, coming just one point shy of the single-game scoring record versus UD. The 607 yards of offense was also the most gained by JMU against the Hens.

DUKES RALLY FOR WIN IN CAA OPENER

- Khalid Abdullah and Cardon Johnson combined for 282 rushing yards and three touchdowns to lead JMU to a 31-20 comeback victory to open CAA play at Maine on Sept. 24.
- The defense thwarted Maine's offense in the second half, limiting the Black Bears to 120 yards of offense, including just 21 in the fourth quarter. The Dukes also forced four turnovers - three by interceptions and one via turnover on downs - while producing four sacks.
- Abdullah ran for a career-high 172 yards and two touchdowns, while Johnson tallied 110 yards and a score. The duo had a pair of long touchdown runs - an 85 yards by Abdullah and a 52 yarder by Johnson. Abdullah's career-long TD was the fifth-longest rush in JMU history.
- Brandon Hereford led the Dukes in tackles for the third straight game, making nine stops. Jimmy Moreland and Simeyon Robinson both had seven tackles. Robinson was a force in the trenches with a career-best 4.5 tackles for loss and 1.5 sacks. It was the most tackles by a defensive lineman this season and the most in 13 games.

ABDULLAH NAMED CAA'S TOP PLAYER

- Following the win at Maine, the CAA named Khalid Abdullah Offensive Player of the Week on Sept. 27.
- Abdullah had a career day, rushing for 172 yards and two touchdowns. His performance including a career-long 85-yard touchdown - the fifth longest rush in JMU football history.
- It was his third straight 100-yard game.

DEFENSE OVERWHELMS MAINE

- Down at halftime, JMU's defense came out strong in the second half, holding a solid Black Bear team to just seven points and 120 yards of offense in the second half.
- Simeyon Robinson led the charge with his career-best 4.5 tackles for loss and 1.5 sacks.
- JMU produced three interceptions, two of which later turned into points on the ensuing offensive drives. The Dukes, who had gone three games without a sack, was fierce at the line in the second half, making four sacks, including three straight in the fourth.

TWO-GAME SCORING RECORD

- JMU set a two-game scoring record to open 2016 with 136 points in the first two games.
- JMU amassed 562.0 yards of offense on average in the wins over Morehead State and Central Connecticut State.
- The Dukes broke their single-game scoring record in the opener on Sept. 3, putting up 80 points against the Eagles, and tacked on 56 more points in the five-touchdown win in week two versus the Blue Devils.
- In the MSU win, the 73-point triumph was the largest in the 45-year history of the program, as JMU produced 10 rushing touchdowns, just one off the FCS record of 11 by Georgia Southern in 2004. It was also a CAA record for most points against a Division I team.

JMU AGAINST FBS OPPOSITION

- Week three's matchup at UNC was JMU's 25th meeting all-time against Football Bowl Subdivision opponents.
- JMU is now 5-20 all-time against FBS teams, after the 56-28 defeat. However, the 28 total points was the second-most JMU had scored against an ACC team, only being bested by the 35 scored in an OT loss at Maryland in 2009.
- JMU last won against FBS competition in 2015, downing SMU 48-45 last September in Dallas. In the win, Vad Lee became the first Division I player to run and pass for over 275 yards in the same game.
- JMU has won twice against ACC squads. The first ACC win came back in 1982 - a 21-17 win at Virginia. The latter and most notable FBS win in JMU history occurred six seasons back - a 21-16 triumph at Virginia Tech in 2010.
- The Dukes also picked up a pair of wins in back-to-back season at Navy - a 24-20 victory in 1989 and a 16-7 win in 1990.
- JMU has played one FBS team a year each season since 2007, going 2-8 in those matchups.

RUSHING PROWESS IN GAME ONE

- JMU used the ground game to power itself past Morehead State. The Dukes ran for a program-record 10 rushing touchdowns, one off the FCS record set by Georgia Southern in 2004.
- Though Khalid Abdullah and Cardon Johnson started things for the Dukes, it was all four running backs and the quarterback who nearly broke the team record for rushing in a game.
- JMU tallied 498 rushing yards against MSU, just three off the record. It was led by Bryan Schor, who accrued 129 yards and three touchdowns, as he takes his nation-leading 12.9 yards per carry into week two.
- Trai Sharp posted 110 yards and a score, while Johnson had 104 and two touchdowns. Taylor Woods had a strong outing too, going for 89 yards and three scores, the first touchdowns of his career.



CONTROLLING THE FIELD VS. MSU

- JMU mustered 11 touchdowns and a field goal versus Morehead State due in large part to the distinct advantage on special teams.
- The Dukes' average starting field position was at their own 47-yard line, as opposed to MSU beginning drives on average at its own 17.
- JMU only had two drives beginning at or inside its own 20. JMU began four drives in enemy territory while also taking back a 76-yard punt return for a score, all by the midway point of the third quarter.

FIRST DRIVE OF YEAR - LIKELY RUSH TD

- Since 2010, JMU is 5-2 in season openers. In the five wins, there are quite a few similarities to how the first offensive drive ends.
- In the five wins, JMU has scored a rushing touchdown on the opening drive, as opposed to 3-and-outs in the two defeats, both by FBS opponents.
- The five rush scores have been by five different players (3 RBs, 2 QBs) and have all been one-yard touchdown carries.

1ST DRIVE OF YEAR (SINCE '10)

| | | | |
|---------|----------|----------|--------------------------------|
| 9/3/16 | vs. MSU | W, 80-7 | Rush TD (K. Abdullah 1 yd run) |
| 9/5/15 | vs. MSU | W, 56-7 | Rush TD (C. Johnson 1 yd run) |
| 8/30/14 | at MD | L, 7-52 | Punt |
| 8/31/13 | vs. CCSU | W, 38-14 | Rush TD (M. Birdsong 1 yd run) |
| 9/1/12 | vs. SFU | W, 55-14 | Rush TD (D. Scott 1 yd run) |
| 9/3/11 | at UNC | L, 10-42 | Punt |
| 9/4/10 | vs. MSU | W, 48-7 | Rush TD (D. Dudzik 1 yd run) |

COACHING FIRSTS

- In just his first game at the helm, Mike Houston coached the Dukes to a program-record score and margin of victory.
- That point total broke the previous mark of 76, set back in the season opener in 1995.
- Ironically, in 1995, JMU welcomed a new head - Alex Wood. Wood and the Dukes downed Morgan State 76-7 to open that year.
- There must be something with first-year head coaches facing teams named MSU in their inaugural game at home, eh?

THREE PRESEASON ALL-AMERICANS

- JMU had three players honored as Preseason All-Americans this summer, including a pair of returning All-Americans from a year ago.
- Mitchell Kirsch was an Athlon Sports FCS Preseason All-American and a STATS FCS Second Team Preseason All-American.
- Andrew Ankrah joined Kirsch on the Athlon Sports All-America list and was a First Team Preseason All-American by STATS.
- Taylor Reynolds was also recognized by STATS as a Third Team Preseason All-American.
- Kirsch and Ankrah were both named All-Americans in 2015, as they were both named STATS Second Team All-Americans, while Kirsch was an Associated Press Third Team All-American.

DIGGING DEEPER INTO THE OPENER

- The Dukes are 24-20-1 all-time in season openers, dating back to 1972's inaugural season.
- JMU's last five season-opening defeats have all come at the hands of FBS programs, while the last FCS to beat JMU to open the year was Hampton's 31-28 win at JMU.
- Since that defeat, JMU is 9-0 at Bridgeforth Stadium on the opening weekend of the season.
- JMU is also 34-11 in home openers and have won 14 straight openers at Bridgeforth and 23 of the last 25.

JMU VERSUS RANKED TEAMS

- Since 1985, the Dukes have played 138 games against ranked opponents and hold a 58-79-1 record in those contests.
- JMU's most notable win wasn't against a FCS foe, but that to FBS power Virginia Tech. On Sept. 11, 2010, Madison stunned then-No. 13 Virginia Tech 21-16 in Blacksburg.
- The Dukes have captured 27 victories against top-10 teams and three against a No. 1 team.
- JMU picked up its first win over a top-ranked team on Sept. 26, 1992 -- a 52-49 win at Youngstown State. Fourteen years later, on Oct. 14, 2006, JMU downed New Hampshire on the road, 42-23. More recently, the Dukes claimed a 35-32 triumph versus Appalachian State at home on Sept. 20, 2008.

A NEW YEAR, A NEW BREED

- JMU enters the 2016 season under new leadership as Mike Houston was hired as JMU seventh head football coach on January 18.
- Houston spent the previous two seasons at The Citadel, leading the Bulldogs to a Southern Conference championship and FCS playoffs appearance a year ago. He was also head coach at Division II Lenoir-Rhyne for three seasons (2011-13), where he guided the Bears to three straight South Atlantic Conference crowns and a trip to the 2013 NCAA Division II championship.
- Following his hire, Houston hired an all-star coaching staff to lead the Dukes into 2016, highlighted by Defensive Coordinator Bob Trott (former Richmond DC) and Offensive Coordinator Donnie Kirkpatrick (former Chattanooga HC).
- The coaching staff also includes Bryan Stinespring (former Virginia Tech OC) and Byron Thweatt (former Virginia State HC). The staff now has three alumni in Stinespring, John Bowers and Drew Dudzik. Jeff Hanson also returned to coach the defensive line, a role he held for the 2013 season.

COLLEGE GAMEDAY IN THE 'BURG

- Last October, JMU was chosen as a host for ESPN's College GameDay, marking the eighth time a non-FBS site hosted the iconic pregame show.

- James Madison was the 65th school and Harrisonburg was the 73rd different city to host the show.
- There was a total audience reach of 65,833,008 between Friday's live programming all the way through Saturday's premier show.
- A total of 12,000 spectators attended GameDay, which broadcasted live from the Quad and Wilson Hall on JMU's campus.
- That resulted in a Bridgeforth Stadium-record 26,069 fans being in attendance for JMU's Homecoming game versus Richmond.
- Duke Dog was the 53rd different mascot head Lee Corso donned at the end of the show.
- ESPN College GameDay's senior coordinating producer, Lee Fitting, is a 1996 graduate of JMU.
- Lee Corso described JMU's College GameDay as "one of the greatest shows we ever put on." He later added, "I hope we can return again to Harrisonburg!"
- On Saturday, Oct. 8, Lee Corso was honored for 20 years of his theatrical selections, to which JMU was highlighted in when he dressed as President Madison on the steps of Wilson Hall.

#NFLDUKES

- Six former James Madison stars are currently affiliated with franchises in the National Football League.
- All five players have previous experience in the league, as three advanced to the playoffs a year ago, including one making the Super Bowl.
- The group of Dukes consists of left outside linebacker Arthur Moats (Steelers), strong safety (Dean Marlowe (Panthers) offensive linemen Earl Watford (Cardinals) and Josh Wells (Jaguars) and tight end Daniel Brown (Bears).
- Moats is the veteran of the group, entering his seventh season in the NFL and the third in Pittsburgh.
- Last season, Marlowe won the NFC championship and advanced to the Super Bowl with the Panthers.
- Two other Dukes went to the playoffs as Watford's Cardinals fell to Carolina in the NFC title game, Moats' Steelers made it to the AFC divisional round.
- Coaching in the NFL is John DeFilippo, who serves as the quarterbacks coach with the Philadelphia Eagles.





NATIONAL RANKINGS



| | TEAM | |
|--|--------|------|
| Scoring Offense * | | |
| JMU | 49.6 | 1st |
| Completion Percentage * | | |
| JMU | 71.8% | 1st |
| Team Passing Efficiency * | | |
| JMU | 179.27 | 1st |
| Passes Intercepted * | | |
| JMU | 20 | 1st |
| Punt Return Average * | | |
| JMU | 28.05 | 1st |
| First Downs * | | |
| JMU | 350 | 2nd |
| Total Offense * | | |
| JMU | 532.0 | 3rd |
| Third-Down Conversions * | | |
| JMU | 52.7% | 3rd |
| Rushing Offense * | | |
| JMU | 291.0 | 4th |
| Turnovers Lost * | | |
| JMU | 12 | 6th |
| Fumbles Lost | | |
| JMU | 4 | 6th |
| Turnover Margin | | |
| JMU | 1.23 | 7th |
| Team Passing Efficiency Defense | | |
| JMU | 106.75 | 7th |
| Turnovers Gained | | |
| JMU | 28 | 7th |
| Net Punting | | |
| JMU | 38.22 | 14th |
| Defensive Touchdowns | | |
| JMU | 3 | 16th |
| Third-Down Conversion Defense | | |
| JMU | 32.6% | 16th |
| Sacks Allowed | | |
| JMU | 1.15 | 16th |
| Time of Possession | | |
| JMU | 32:18 | 16th |
| Tackles for Loss Allowed | | |
| JMU | 4.77 | 21st |
| Passes Had Intercepted | | |
| JMU | 8 | 22nd |
| Scoring Defense | | |
| JMU | 22.1 | 24th |
| Yards Per Completion | | |
| JMU | 13.68 | 25th |
| Blocked Punts | | |
| JMU | 1 | 27th |
| Red Zone Offense | | |
| JMU | 85.9% | 30th |

* - leads the CAA

INDIVIDUAL

| | | |
|----------------------------|--------|------|
| Bryan Schor | | |
| Completion Percentage * | 74.5% | 1st |
| Passing Efficiency * | 183.8 | 1st |
| Yards Per Pass Attempt * | 9.92 | 1st |
| Point Responsibility * | 204 | 5th |
| Point Responsibility/Game* | 17.0 | 11th |
| Passing Touchdowns * | 24 | 14th |
| Rushing Touchdowns | 10 | 22nd |
| Total Offense/Game | 265.2 | 24th |
| Passing Yards | 2,648 | 24th |
| Yards Per Completion | 13.31 | 29th |
| Khalid Abdullah | | |
| Rushing Touchdowns * | 20 | 1st |
| Total Touchdowns * | 22 | 1st |
| Scoring/Game * | 10.2 | 3rd |
| Rushing Yards * | 1,528 | 4th |
| Rushing Yards/Game | 117.5 | 8th |
| Yards Per Carry * | 6.14 | 18th |
| All-Purpose Yards/Game | 127.69 | 29th |
| Tyler Gray | | |
| Scoring/Game | 9.2 | 6th |
| Charles Tutt | | |
| Fumble Recoveries * | 3 | 1st |
| Raven Greene | | |
| Interceptions/Game | 0.5 | 12th |
| Rashard Davis | | |
| Punt Return Touchdowns * | 4 | 1st |
| John Miller | | |
| Punt Return Touchdowns | 1 | 5th |
| Bryce Maginley | | |
| Punt Return Touchdowns | 1 | 5th |
| Brandon Ravenel | | |
| Kick Return Touchdowns | 1 | 4th |

* - leads the CAA

LAST TIME THEY MET...

2015: #2 North Dakota State 26, #17 JMU 14

| | 1 | 2 | 3 | 4 | Score |
|-----------------|---|----|---|----|-------|
| JAMES MADISON | 0 | 7 | 0 | 7 | 14 |
| NORTH DAKOTA ST | 0 | 10 | 6 | 10 | 26 |

Dec. 3, 2011 | The FargoDome | Fargo, N.D. | Attendance: 17,432

SCORING SUMMARY

| | | | | |
|-----|-------|------|--|-------|
| 2nd | 09:12 | NDSU | Ojuri 1 yd run (Cyr kick) | |
| | | | 10 plays, 80 yards, TOP 5:38 | 0-7 |
| | 00:22 | JMU | Smith 20 yd pass from Thorpe (Starke kick) | |
| | | | 10 plays, 80 yards, TOP 4:27 | 7-7 |
| | 00:00 | NDSU | Cyr 53 yd field goal | |
| | | | 4 plays, 14 yards, TOP 0:22 | 7-10 |
| 3rd | 05:13 | NDSU | Ojuri 6 yd run (Cyr kick blocked) | |
| | | | 10 plays, 61 yards, TOP 5:50 | 7-16 |
| 4th | 09:31 | NDSU | Cyr 44 yd field goal | |
| | | | 11 plays, 33 yards, TOP 5:52 | 7-19 |
| | 07:26 | JMU | Thorpe 35 yd pass from Long (Starke kick) | |
| | | | 5 plays, 73 yards, TOP 2:00 | 14-19 |
| | 07:13 | NDSU | McNorton 60 yd run (Cyr kick) | |
| | | | 1 play, 60 yards, TOP 0:13 | 14-26 |

No. 17 JMU Ends Season With 26-14 Loss at No. 2 Seed NDSU

FARGO, N.D. - In its first game indoors since 1987, No. 17 James Madison was unable to put together consistent running game and lost 26-14 at No. 4 and No. 2 national seed North Dakota State in the second round of the NCAA Division I Football Championship, Dec. 3. With the loss, the Dukes finished the year at 8-5, while the Bison advanced to 11-1 on the season.

For the first time since the season opener at North Carolina, the Dukes did not reach the 100-yard rushing mark as a team, finishing the game with 32 carries for 67 yards. NDSU also outgained the Dukes 329-301, rushing for 219 yards in the game.

After a scoreless first quarter with only a small threat by Madison on the opening drive, NDSU got on the scoreboard first on its first drive of the second period. After getting it at their own 20, the Bison went down the field, mixing the pass and run effectively. Running back Sam Ojuri took it the final yard on the 10-play march that consumed 5:38 of the clock. Ryan Jastram put through the point after attempt and the hosts led 7-0 with just over nine minutes to play in the opening half.

Late in the half, the Dukes got things going themselves, moving the ball down the field 80 yards in 10 plays over 4:27. Redshirt-junior quarterback Justin Thorpe hit redshirt freshman wide receiver DeAndre' Smith with a fade route to the left corner of the end zone that he wrestled away from the NDSU defender for the touchdown. Redshirt-sophomore kicker Cameron Starke put through the extra point and the game was tied at seven with 22 seconds left in the half.

JMU's ensuing kickoff was mishit and sailed out of bounds and gave NDSU the ball at the Dukes 49. From there, the Bison went to the air to move quickly into field goal range. Jastram hit a career-long field goal from 53 yards out as time expired, and the home squad went into the locker room with a 10-7 advantage.

On its second drive of the third, NDSU started on its own 39-yard line. Using a strong ground attack, the Bison moved it to the end zone on 10 plays over 5:50. Ojuri found the end zone for the second time on the day on a 6-yard touchdown run. The extra point attempt was blocked, leaving the margin at 16-7 with 5:13 to go in the third quarter.

After JMU was unable to convert a fourth-down attempt at the Bison' 40, NDSU got the ball back late in the fourth quarter and worked to eat up some clock. Eventually, the Dukes' defense held and forced a field goal attempt. Jastram hit his second of the day, this time from 44 yards, and the Bison led 19-7 with 9:31 to play in the game.


JMU got the ball back and used the aerial game to get on the board. Justin Thorpe started it off with a 25-yard pass to redshirt freshman wide receiver Daniel Brown to get the ball at the Bison 49. Then two plays later, redshirt-senior Kerby Long took the handoff in the wildcat formation, pulled up and threw a 35-yard strike to a wide open Thorpe for the touchdown to trim the margin to 19-14 with 7:26 left in the game.

NDSU got the ball back on its 40 after another kickoff out of bounds by the Dukes. The next play, D.J. McNorton went around the right side, broke a tackle and went in from 60 yards out for the score to put the margin back at 12, 26-14, with just over seven minutes remaining.

Redshirt sophomore Dae'Quan Scott was the top rusher for JMU, carrying it 17 times for 63 yards, while Thorpe was 21-for-38-for 182 yards, one touchdown and one interception. Redshirt freshman Andre Coble had a career-high six catches for 34 yards. Redshirt senior linebacker Vidal Nelson led JMU with 12 tackles while redshirt sophomore linebacker Stephon Robertson chipped in 11 stops and a pass breakup.

North Dakota State was paced by McNorton with 19 carries for 154 yards and a score, with quarterback Brock Jensen going 11-for-18 for 110 yards through the air. Wide receiver Warren Holloway was his top target, connecting with him on seven receptions for 78 yards.





#17 James Madison vs #4 North Dakota State (Dec 03, 2011 at Fargo, ND)

CAA

Quickie Statistics (Final)

JMU

NDSU

Score

14 26

FIRST DOWNS

20 16

RUSHES-YARDS (NET)

34-84 37-219

PASSING YDS (NET)

217 110

Passes Att-Comp-Int

29-22-1 18-11-0

TOTAL OFFENSE PLAYS-YARDS

73-301 55-329

Fumble Returns-Yards

0-0 0-0

Punt Returns-Yards

4-26 0-0

Kickoff Returns-Yards

5-107 1-13

Interception Returns-Yards

0-0 1-0

Punts (Number-Avg)

4-42.8 5-41.8

Fumbles-Lost

0-0 0-0

Penalties-Yards

4-20 4-45

Possession Time

30:13 29:47

Third-Down Conversions

8 of 16 3 of 10

Fourth-Down Conversions

1 of 4 1 of 1

Red-Zone Scores-Chances

1-1 2-2

James Madison

Rushing

No. Gain Loss Net TD Lg Avg

Dae'Quan Scott 17 63 0 63 0 11 3.7

Jordan Anderson 9 26 2 24 0 9 2.7

Kerby Long 1 2 0 2 0 2 2.0

Justin Thorpe 7 12 17 -5 0 8 -0.7

Passing

C-A-I Yds TD Long Sack

21-38-1 182 1 25 2

1-1-0 35 1 35 0

Receiving

No. Yards TD Long

Andre Coble 6 34 0 10

Renard Robinson 4 37 0 15

Brian Barlow 4 34 0 14

Dae'Quan Scott 3 16 0 10

Punting

No. Yds Avg Long In20 TB

David Skahn 4 171 42.8 48 0 0

Punt Returns

No. Yards TD Long

Dae'Quan Scott 4 26 0 8

Kick Returns

No. Yards TD Long

Jordan Anderson 2 50 0 29

DeAndre' Smith 2 42 0 25

Tackles

UA-A Total Sacks TFL

Vidal Nelson 4-8 12 0.0 0.5

Stephon Robertson 3-8 11 0.0 0.5

Mike Allen 4-3 7 0.0 0.0

D.J. Bryant 2-3 5 0.5 1.0

North Dakota State

Rushing

No. Gain Loss Net TD Lg Avg

D.J. McNorton 19 157 3 154 1 60 8.1

Sam Ojuri 12 61 0 61 2 16 5.1

Derrick Lang 1 11 0 11 0 11 11.0

Brock Jensen 5 5 12 -7 0 2 -1.4

Passing

C-A-I Yds TD Long Sack

11-18-0 110 0 21 1

Receiving

No. Yards TD Long

Warren Holloway 7 78 0 21

Matt Veldman 2 20 0 13

Kevin Vaadeland 1 6 0 6

Nate Moody 1 6 0 6

Punting

No. Yds Avg Long In20 TB

Matt Voigtlander 5 209 41.8 50 2 1

Punt Returns

No. Yards TD Long

Marcus Williams 1 13 0 13

Kick Returns

No. Yards TD Long

Marcus Williams 1 13 0 13

Tackles

UA-A Total Sacks TFL

Chad Willson 4-6 10 0.0 1.0

Preston Evans 0-10 10 0.5 0.5

Christian Dudzik 7-2 9 0.0 0.0

Cole Jirik 3-6 9 0.5 0.5

Qtr Time Scoring Play V-H

2nd 09:12 NDSU - Sam Ojuri 1 yd run (Jedre Cyr kick), 10-80 5:38 0-7

00:22 JMU - DeAndre' Smith 20 yd pass from Justin Thorpe (Cameron Starke kick), 10-80 4:27 7-7

00:00 NDSU - Jedre Cyr 53 yd field goal, 4-14 0:22 7-10

3rd 05:13 NDSU - Sam Ojuri 6 yd run (Jedre Cyr kick blocked), 10-61 5:50 7-16

4th 09:31 NDSU - Jedre Cyr 44 yd field goal, 11-33 5:52 7-19

07:26 JMU - Justin Thorpe 35 yd pass from Kerby Long (Cameron Starke kick), 5-73 2:00 14-19

07:13 NDSU - D.J. McNorton 60 yd run (Jedre Cyr kick), 1-60 0:13 14-26



Mike Houston was hired as James Madison University's seventh head coach on January 18, 2016.

"I am thrilled to welcome Mike Houston as the next football head coach at James Madison," Director of Athletics Jeff Bourne said. "Mike has been a fast riser in the coaching ranks, with success turning programs around at the Division II and FCS levels. His pedigree for winning and his ability to lead young men make him the perfect fit to build upon the foundation already in place at JMU."

"I'm honored to have the opportunity to be the next head football coach at James Madison University," Houston said. "James Madison is a special place and my family and I look forward to becoming integral parts of the community."

Possessing 10 years of collegiate coaching experience, including five as a head coach, Houston comes to Harrisonburg from The Citadel. He led the Bulldogs to a 14-11 record in his two seasons as head coach and is the only coach in The Citadel's history to win a Southern Conference championship within his first two seasons.

Houston's offense produced 27 individual 100-yard rushing performances, including a program-record 14 in 2015. The 27 100-yard rushers was a two-year record for The Citadel.

In 2015, he guided the Bulldogs to the program's fourth winning season since 1995 with

HEAD COACH MIKE HOUSTON

a 9-4 record and a share of the 2015 SoCon title. The Citadel boasted a conference-best +117 scoring margin, including a +100 edge during league play, and Houston went on to be named SoCon Coach of the Year and AFCA Region 2 Coach of the Year. They also defeated Southeastern Conference member South Carolina 23-22 in the regular-season finale and advanced to the second round of the FCS playoffs after upsetting ninth-ranked Coastal Carolina.

In the first-round playoff victory, Houston's run game broke a school record with four 100-yard rushers as it piled up 524 yards on the ground, the most in a NCAA playoff game since 2012 and the second-highest in 2015 for FCS, only behind the Bulldogs' nation-best 535 rushing yards in the season opener.

The Citadel broke school records for all-purpose yards, total offense, rushing yards and interception return yards. The Bulldogs led the nation with a school-record 515 interception return yards and five interception return touchdowns. The Citadel led the Southern and ranked second nationally with 346.9 rushing yards per game, an average of 17.21 yards per completion and just 0.62 sacks allowed per game. The Bulldogs also led the league in interceptions, tackles for loss allowed, turnovers forced, yards per rush, rushing touchdowns, punt return defense, passing touchdowns allowed, fumble recoveries, third-down defense, tackles for loss and kickoff return defense.

Four players earned All-America status and 13 garnered All-Southern Conference honors. Senior defensive lineman Mitchell Jeter was named the SoCon Defensive Player of the Year and junior defensive lineman Joe Crochet was The Citadel's first CoSIDA First Team Academic All-American since 1989.

In his first season at the helm, he led the Bulldogs to a 5-7 record, which was tied for the second-highest win total for a first-year coach at The Citadel. Three of the Bulldogs' losses came by a total of nine points, including two in the final seconds. The Citadel

rushed for over 4,166 yards, ranking third-best in single-season program history, and their 347.2 rushing averaged led the SoCon and ranked second nationally.

Prior to The Citadel, Houston was head coach at Lenoir-Rhyne, an NCAA Division II school in the South Atlantic Conference, for three seasons. He accumulated a 29-8 record at the helm and directed the Bears to three consecutive SAC championships, a stretch that included a school-record 13 wins in his final year. Houston was named SAC Coach of the Year each season and was also the Don Hansen Super Region II Coach of the Year in 2013. In his final season at LRU, the Bears advanced to the Division II national championship game and ranked No. 2 in the final polls.

Before his elevation to head coach, Houston served as Lenoir-Rhyne's defensive coordinator and secondary coach from 2007-10. He spent the 2006 year as associate head coach and defensive coordinator at Brevard College.

Houston began his coaching career in the high school ranks. He coached for a decade at T.C. Roberson High School in Asheville, N.C., including the last five as head coach, where he went 42-18 and guided the team to its first-ever conference championship. He spent his first five seasons at T.C. Roberson as the defensive coordinator after leading the defense at Forbush High School in East Bend, N.C. in his first two years out of college.

Houston is a 1994 graduate of Mars Hill University, where he played tight end for the Lions and earned a bachelor's degree in biology. In 2014, Houston was inducted into the Franklin High School Athletic Hall of Fame.

He is married to the former Amanda Owen and they have two sons, Owen Michael and Reid Wilson.

THE HOUSTON COACHING FILE

| Season | School | Position | Record / Conf. | Postseason |
|---------------|------------------|-----------------------|---------------------|-------------------------------|
| 2011 | Lenoir-Rhyne | Head Coach | 7-3 / 6-1 | |
| 2012 | Lenoir-Rhyne | Head Coach | 9-3 / 6-1 | NCAA Division II Second Round |
| 2013 | Lenoir-Rhyne | Head Coach | 13-2 / 7-0 | NCAA Division II Title Game |
| 2014 | The Citadel | Head Coach | 5-7 / 3-4 | |
| 2015 | The Citadel | Head Coach | 9-4 / 6-1 | FCS Second Round |
| 2016 | James Madison | Head Coach | 12-1 / 8-0 | |
| Totals | | 6 seasons | 55-20 / 36-7 | |
| Seasons | School | Position | | |
| 1994-95 | Forbush HS | Defensive Coordinator | | |
| 1996-00 | T.C. Roberson HS | Defensive Coordinator | | |
| 2001-05 | T.C. Roberson HS | Head Coach | | |
| 2006 | Brevard College | Defensive Coordinator | | |
| 2007-10 | Lenoir-Rhyne | Defensive Coordinator | | |

HOUSTON vs. 2016 OPPONENTS

| School | W-L | Last Meeting (Result) |
|---------------------------|-----|-----------------------|
| Morehead State | 1-0 | 9/3/16 (W, 80-7) |
| Central Connecticut State | 1-0 | 9/10/16 (W, 56-21) |
| North Carolina | 0-1 | 9/17/16 (L, 28-56) |
| Maine | 1-0 | 9/24/16 (W, 31-20) |
| Delaware | 1-0 | 10/1/16 (W, 43-20) |
| William & Mary | 1-0 | 10/8/16 (W, 31-24) |
| New Hampshire | 2-0 | 12/3/16 (W, 55-22) |
| Rhode Island | 1-0 | 10/29/16 (W, 84-7) |
| Richmond | 1-0 | 11/5/16 (W, 47-43) |
| Villanova | 1-0 | 11/12/16 (W, 20-7) |
| Elon | 1-0 | 11/19/16 (W, 63-14) |
| Sam Houston State | 1-0 | 12/9/16 (W, 65-7) |
| North Dakota State | 0-0 | First Meeting |

2016 STATISTICS



2016 James Madison Football

James Madison Combined Team Statistics (Dec. 9, 2016)

All games



| Date | Opponent | Score | Att. |
|---------------|----------------------|---------|-------|
| Sep 03, 201 | MOREHEAD STATE | W 80-7 | 23626 |
| Sep 10, 201 | CENTRAL CONN. STATE | W 56-21 | 20636 |
| Sep 17, 201 | at North Carolina | L 28-56 | 56000 |
| * Sep 24, 201 | at Maine | W 31-20 | 8786 |
| * Oct 01, 201 | DELAWARE | W 43-20 | 25236 |
| * Oct 08, 201 | WILLIAM & MARY | W 31-24 | 20354 |
| * Oct 15, 201 | at #25 New Hampshire | W 42-39 | 8316 |
| * Oct 29, 201 | RHODE ISLAND | W 84-7 | 23841 |
| * Nov 05, 201 | at Richmond | W 47-43 | 8700 |
| * Nov 12, 201 | at #9 Villanova | W 20-7 | 6109 |
| * Nov 19, 201 | ELON | W 63-14 | 16184 |
| Dec 03, 201 | #22 NEW HAMPSHIRE | W 55-22 | 13231 |
| Dec 09, 201 | #5 SAM HOUSTON STATE | W 65-7 | 15646 |

| Record: | Overall | Home | Away | Neutral |
|----------------|---------|------|------|---------|
| All games | 12-1 | 8-0 | 4-1 | 0-0 |
| Conference | 8-0 | 4-0 | 4-0 | 0-0 |
| Non-Conference | 4-1 | 4-0 | 0-1 | 0-0 |

| Rushing | gp-gs | att | gain | loss | net | avg | td | lg | avg/g |
|------------------|-------|-----|------|------|------|------|----|----|-------|
| Khalid Abdullah | 13-13 | 249 | 1577 | 49 | 1528 | 6.1 | 20 | 85 | 117.5 |
| Cardon Johnson | 9-0 | 114 | 710 | 6 | 704 | 6.2 | 8 | 52 | 78.2 |
| Trai Sharp | 13-0 | 103 | 609 | 16 | 593 | 5.8 | 5 | 25 | 45.6 |
| Bryan Schor | 12-12 | 103 | 646 | 112 | 534 | 5.2 | 10 | 63 | 44.5 |
| Taylor Woods | 13-0 | 43 | 249 | 9 | 240 | 5.6 | 5 | 59 | 18.5 |
| John Miller | 11-2 | 16 | 98 | 11 | 87 | 5.4 | 0 | 21 | 7.9 |
| Cole Johnson | 4-1 | 9 | 56 | 6 | 50 | 5.6 | 0 | 14 | 12.5 |
| Connor Mitch | 5-1 | 5 | 19 | 3 | 16 | 3.2 | 0 | 9 | 3.2 |
| Daniel Schiele | 13-1 | 1 | 11 | 0 | 11 | 11.0 | 0 | 11 | 0.8 |
| Brandon Ravenel | 13-13 | 2 | 11 | 0 | 11 | 5.5 | 0 | 10 | 0.8 |
| Hunter Etheridge | 3-0 | 2 | 11 | 0 | 11 | 5.5 | 0 | 7 | 3.7 |
| Rashard Davis | 13-11 | 2 | 10 | 0 | 10 | 5.0 | 0 | 7 | 0.8 |
| Terrence Alls | 13-8 | 1 | 7 | 0 | 7 | 7.0 | 0 | 7 | 0.5 |
| Domo Taylor | 13-6 | 0 | 4 | 0 | 4 | 0.0 | 0 | 0 | 0.3 |
| Robbie Walker | 11-0 | 2 | 3 | 2 | 1 | 0.5 | 0 | 3 | 0.1 |
| Total | 13 | 665 | 4021 | 238 | 3783 | 5.7 | 48 | 85 | 291.0 |
| Opponents | 13 | 412 | 2026 | 229 | 1797 | 4.4 | 23 | 58 | 138.2 |

| Team Statistics | JMU | OPP |
|-----------------------|-----------|------------|
| FIRST DOWNS | 350 | 238 |
| Rushing | 195 | 90 |
| Passing | 136 | 125 |
| Penalty | 19 | 23 |
| RUSHING YARDAGE | 3783 | 1797 |
| Rushing Attempts | 665 | 412 |
| Average Per Rush | 5.7 | 4.4 |
| Average Per Game | 291.0 | 138.2 |
| TDs Rushing | 48 | 23 |
| PASSING YARDAGE | 3133 | 2727 |
| Comp-Att-Int | 229-319-8 | 229-438-20 |
| Average Per Pass | 9.8 | 6.2 |
| Average Per Catch | 13.7 | 11.9 |
| Average Per Game | 241.0 | 209.8 |
| TDs Passing | 29 | 15 |
| TOTAL OFFENSE | 6916 | 4524 |
| Average Per Play | 7.0 | 5.3 |
| Average Per Game | 532.0 | 348.0 |
| KICK RETURNS: #-Yards | 35-711 | 84-1625 |
| PUNT RETURNS: #-Yards | 21-589 | 10-71 |
| INT RETURNS: #-Yards | 20-246 | 8-58 |
| FUMBLES-LOST | 13-4 | 15-8 |
| PENALTIES-Yards | 87-800 | 67-582 |
| PUNTS-AVG | 36-41.9 | 75-39.9 |
| TIME OF POSSESSION/G | 32:19 | 27:41 |
| 3RD-DOWN Conversions | 87/165 | 57/175 |
| 4TH-DOWN Conversions | 12/21 | 10/21 |

| Passing | gp-gs | effic | comp | att | int | pct | yds | td | lg | avg/g |
|------------------|-------|--------|------|-----|-----|------|------|----|----|-------|
| Bryan Schor | 12-12 | 183.76 | 199 | 267 | 5 | 74.5 | 2648 | 24 | 68 | 220.7 |
| Cole Johnson | 4-1 | 165.10 | 17 | 28 | 2 | 60.7 | 317 | 2 | 70 | 79.2 |
| Connor Mitch | 5-1 | 68.89 | 8 | 17 | 1 | 47.1 | 68 | 0 | 14 | 13.6 |
| Hunter Etheridge | 3-0 | 216.72 | 3 | 5 | 0 | 60.0 | 54 | 1 | 28 | 18.0 |
| Taylor Woods | 13-0 | 505.60 | 1 | 1 | 0 | 100. | 9 | 1 | 9 | 0.7 |
| Rashard Davis | 13-11 | 740.80 | 1 | 1 | 0 | 100. | 37 | 1 | 37 | 2.8 |
| Total | 13 | 179.27 | 229 | 319 | 8 | 71.8 | 3133 | 29 | 70 | 241.0 |
| Opponents | 13 | 106.75 | 229 | 438 | 20 | 52.3 | 2727 | 15 | 75 | 209.8 |

| Interceptions | no. | yds | avg | td | lg |
|-----------------|-----|-----|------|----|----|
| Raven Greene | 6 | 113 | 18.8 | 1 | 43 |
| Jordan Brown | 2 | 37 | 18.5 | 0 | 37 |
| Taylor Reynolds | 2 | 0 | 0.0 | 0 | 0 |
| Marcell Johnson | 2 | 32 | 16.0 | 1 | 32 |
| Rashad Robinson | 2 | 28 | 14.0 | 0 | 28 |
| Jimmy Moreland | 2 | -2 | -1.0 | 0 | 7 |
| Gage Steele | 1 | 25 | 25.0 | 0 | 25 |
| Pat Kagel | 1 | 3 | 3.0 | 0 | 3 |
| Curtis Oliver | 1 | 9 | 9.0 | 0 | 9 |
| Martez Stone | 1 | 1 | 1.0 | 0 | 1 |

| Receiving | gp-gs | no. | yds | avg | td | lg | avg/g |
|--------------------|-------|-----|------|------|----|----|-------|
| Brandon Ravenel | 13-13 | 44 | 708 | 16.1 | 5 | 44 | 54.5 |
| Terrence Alls | 13-8 | 39 | 575 | 14.7 | 5 | 54 | 44.2 |
| Rashard Davis | 13-11 | 37 | 438 | 11.8 | 2 | 58 | 33.7 |
| Domo Taylor | 13-6 | 32 | 526 | 16.4 | 3 | 70 | 40.5 |
| John Miller | 11-2 | 23 | 197 | 8.6 | 1 | 37 | 17.9 |
| Jonathan Kloosterm | 11-11 | 22 | 294 | 13.4 | 5 | 48 | 26.7 |
| Khalid Abdullah | 13-13 | 13 | 132 | 10.2 | 2 | 27 | 10.2 |
| Daniel Schiele | 13-1 | 4 | 43 | 10.8 | 3 | 20 | 3.3 |
| Ishmael Hyman | 8-0 | 4 | 41 | 10.2 | 0 | 21 | 5.1 |
| Trai Sharp | 13-0 | 4 | 36 | 9.0 | 1 | 13 | 2.8 |
| Cardon Johnson | 9-0 | 2 | 76 | 38.0 | 1 | 68 | 8.4 |
| Nick Carlton | 8-0 | 2 | 41 | 20.5 | 0 | 28 | 5.1 |
| Taylor Woods | 13-0 | 1 | 14 | 14.0 | 0 | 14 | 1.1 |
| Robbie Walker | 11-0 | 1 | 13 | 13.0 | 1 | 13 | 1.2 |
| Mitchell Kirsch | 12-12 | 1 | -1 | -1.0 | 0 | 0 | -0.1 |
| Total | 13 | 229 | 3133 | 13.7 | 29 | 70 | 241.0 |
| Opponents | 13 | 229 | 2727 | 11.9 | 15 | 75 | 209.8 |

| Punting | no. | yds | avg | lg | tb | fc | i20 | 50+ | blk |
|-------------|-----|-----|------|----|----|----|-----|-----|-----|
| Gunnar Kane | 34 | 144 | 42.5 | 66 | 3 | 17 | 15 | 7 | 0 |
| Bryan Schor | 2 | 63 | 31.5 | 33 | 0 | 0 | 2 | 0 | 0 |

| Punt Returns | no. | yds | avg | td | lg |
|----------------|-----|-----|------|----|----|
| Rashard Davis | 14 | 419 | 29.9 | 4 | 76 |
| John Miller | 6 | 134 | 22.3 | 1 | 56 |
| Adam Smith | 1 | 16 | 16.0 | 0 | 0 |
| Bryce Maginley | 0 | 20 | 0.0 | 1 | 20 |
| Total | 21 | 589 | 28.0 | 6 | 76 |
| Opponents | 10 | 71 | 7.1 | 0 | 28 |

| Kick Returns | no. | yds | avg | td | lg |
|-----------------|-----|------|------|----|----|
| Robbie Walker | 18 | 387 | 21.5 | 0 | 37 |
| Brandon Ravenel | 9 | 219 | 24.3 | 1 | 86 |
| Terrence Alls | 2 | 9 | 4.5 | 0 | 9 |
| Charles Tutt | 2 | 46 | 23.0 | 0 | 28 |
| John Miller | 2 | 13 | 6.5 | 0 | 7 |
| Jimmy Moreland | 1 | 38 | 38.0 | 0 | 38 |
| Domo Taylor | 1 | -1 | -1.0 | 0 | 0 |
| Total | 35 | 711 | 20.3 | 1 | 86 |
| Opponents | 84 | 1625 | 19.3 | 1 | 99 |

| Field Goals | fg | pct. | 01-19 | 20-29 | 30-39 | 40-49 | 50-99 | lg | blk |
|-------------|-------|------|-------|-------|-------|-------|-------|----|-----|
| Tyler Gray | 12-18 | 66.7 | 2-2 | 7-9 | 3-5 | 0-2 | 0-0 | 33 | 0 |

| Scoring | td | fg | kick | rush | rcv | pass | xp | saf | pts |
|--------------------|----|-------|-------|------|-----|------|----|-----|-----|
| Khalid Abdullah | 22 | - | - | - | - | - | - | - | 132 |
| Tyler Gray | - | 12-18 | 83-85 | - | - | - | - | - | 119 |
| Bryan Schor | 10 | - | - | - | - | - | - | - | 60 |
| Cardon Johnson | 9 | - | - | - | - | - | - | - | 54 |
| Trai Sharp | 6 | - | - | - | - | - | - | - | 36 |
| Rashard Davis | 6 | - | - | - | - | - | - | - | 36 |
| Brandon Ravenel | 6 | - | - | - | - | - | - | - | 36 |
| Jonathan Kloosterm | 5 | - | - | - | - | - | - | - | 30 |
| Taylor Woods | 5 | - | - | - | - | - | - | - | 30 |
| Terrence Alls | 5 | - | - | - | - | - | - | - | 30 |

| All Purpose | g | rush | rcv | pr | kr | ir | total | avg/g |
|---------------|----|------|------|-----|-----|-----|-------|-------|
| Khalid Abdull | 13 | 1528 | 132 | 0 | 0 | 0 | 1660 | 127.7 |
| Brandon Rav | 13 | 11 | 708 | 0 | 219 | 0 | 938 | 72.2 |
| Rashard Davi | 13 | 10 | 438 | 419 | 0 | 0 | 867 | 66.7 |
| Cardon Johns | 9 | 704 | 76 | 0 | 0 | 0 | 780 | 86.7 |
| Trai Sharp | 13 | 593 | 36 | 0 | 0 | 0 | 629 | 48.4 |
| Total | 13 | 3783 | 3133 | 589 | 711 | 246 | 8462 | 650.9 |
| Opponents | 13 | 1797 | 2727 | 71 | 162 | 58 | 6278 | 482.9 |

2016 STATISTICS



2016 James Madison Football James Madison Overall Team Statistics (Dec. 9, 2016) All games



| Team Statistics | JMU | OPP |
|-------------------------|-------------|-------------|
| SCORING | 645 | 287 |
| Points Per Game | 49.6 | 22.1 |
| Points Off Turnovers | 125 | 23 |
| FIRST DOWNS | 350 | 238 |
| Rushing | 195 | 90 |
| Passing | 136 | 125 |
| Penalty | 19 | 23 |
| RUSHING YARDAGE | 3783 | 1797 |
| Yards gained rushing | 4021 | 2026 |
| Yards lost rushing | 238 | 229 |
| Rushing Attempts | 665 | 412 |
| Average Per Rush | 5.7 | 4.4 |
| Average Per Game | 291.0 | 138.2 |
| TDs Rushing | 48 | 23 |
| PASSING YARDAGE | 3133 | 2727 |
| Comp-Att-Int | 229-319-8 | 229-438-20 |
| Average Per Pass | 9.8 | 6.2 |
| Average Per Catch | 13.7 | 11.9 |
| Average Per Game | 241.0 | 209.8 |
| TDs Passing | 29 | 15 |
| TOTAL OFFENSE | 6916 | 4524 |
| Total Plays | 984 | 850 |
| Average Per Play | 7.0 | 5.3 |
| Average Per Game | 532.0 | 348.0 |
| KICK RETURNS: #-Yards | 35-711 | 84-1625 |
| PUNT RETURNS: #-Yards | 21-589 | 10-71 |
| INT RETURNS: #-Yards | 20-246 | 8-58 |
| KICK RETURN AVERAGE | 20.3 | 19.3 |
| PUNT RETURN AVERAGE | 28.0 | 7.1 |
| INT RETURN AVERAGE | 12.3 | 7.2 |
| FUMBLES-LOST | 13-4 | 15-8 |
| PENALTIES-Yards | 87-800 | 67-582 |
| Average Per Game | 61.5 | 44.8 |
| PUNTS-Yards | 36-1507 | 75-2994 |
| Average Per Punt | 41.9 | 39.9 |
| Net punt average | 38.2 | 31.5 |
| KICKOFFS-Yards | 112-6903 | 53-3017 |
| Average Per Kick | 61.6 | 56.9 |
| Net kick average | 40.9 | 37.8 |
| TIME OF POSSESSION/Game | 32:19 | 27:41 |
| 3RD-DOWN Conversions | 87/165 | 57/175 |
| 3rd-Down Pct | 53% | 33% |
| 4TH-DOWN Conversions | 12/21 | 10/21 |
| 4th-Down Pct | 57% | 48% |
| SACKS BY-Yards | 18-129 | 15-89 |
| MISC YARDS | 11 | 0 |
| TOUCHDOWNS SCORED | 87 | 40 |
| FIELD GOALS-ATTEMPTS | 12-18 | 4-6 |
| ON-SIDE KICKS | 0-0 | 1-4 |
| RED-ZONE SCORES | (73-85) 86% | (32-40) 80% |
| RED-ZONE TOUCHDOWNS | (61-85) 72% | (28-40) 70% |
| PAT-ATTEMPTS | (83-85) 98% | (31-32) 97% |
| ATTENDANCE | 158754 | 87911 |
| Games/Avg Per Game | 8/19844 | 5/17582 |
| Neutral Site Games | | 0/0 |

| Score by Quarters | 1st | 2nd | 3rd | 4th | OT | Total |
|-------------------|-----|-----|-----|-----|----|-------|
| James Madison | 191 | 164 | 152 | 138 | 0 | 645 |
| Opponents | 34 | 106 | 60 | 87 | 0 | 287 |

2016 STATISTICS



2016 James Madison Football James Madison Team Game-by-Game (Dec. 9, 2016) All games



TEAM STATISTICS

| | | Rushing | | | | Receiving | | | | Passing | | | | Kick Returns | | | | Punt Returns | | | | tot | | |
|-----------|--------------------|---------|------|----|----|-----------|------|----|----|-----------|------|-----|-----|--------------|----|-----|-----|--------------|----|-----|-----|-----|----|------|
| Date | Opponent | no. | yds | td | lg | no. | yds | td | lg | cmp | att | int | yds | td | lg | no. | yds | td | lg | no. | yds | td | lg | off |
| Sep 03 | MOREHEAD STATE | 74 | 498 | 10 | 63 | 8 | 109 | 0 | 37 | 8-13-1 | 109 | 0 | 37 | | | 0 | 0 | 0 | 0 | 1 | 76 | 1 | 76 | 607 |
| Sep 10 | CENTRAL CONN. STAT | 55 | 312 | 3 | 23 | 17 | 205 | 3 | 27 | 17-22-1 | 205 | 3 | 27 | | | 2 | 28 | 0 | 24 | 2 | 131 | 2 | 75 | 517 |
| Sep 17 | at North Carolina | 50 | 209 | 3 | 27 | 22 | 286 | 1 | 68 | 22-36-0 | 286 | 1 | 68 | | | 4 | 87 | 0 | 28 | 0 | 0 | 0 | 0 | 495 |
| Sep 24 | at Maine | 47 | 293 | 3 | 85 | 12 | 137 | 1 | 34 | 12-22-1 | 137 | 1 | 34 | | | 4 | 84 | 0 | 29 | 2 | 24 | 0 | 20 | 430 |
| Oct 01 | DELAWARE | 46 | 398 | 5 | 53 | 19 | 209 | 1 | 33 | 19-25-0 | 209 | 1 | 33 | | | 1 | 5 | 0 | 5 | 1 | 28 | 0 | 28 | 607 |
| Oct 08 | WILLIAM & MARY | 52 | 329 | 4 | 74 | 15 | 182 | 0 | 39 | 15-24-1 | 182 | 0 | 39 | | | 3 | 68 | 0 | 26 | 1 | 3 | 0 | 3 | 511 |
| Oct 15 | at New Hampshire | 40 | 173 | 1 | 24 | 18 | 264 | 4 | 54 | 18-27-0 | 264 | 4 | 54 | | | 6 | 56 | 0 | 20 | 0 | 0 | 0 | 0 | 437 |
| Oct 29 | RHODE ISLAND | 58 | 319 | 5 | 36 | 21 | 309 | 5 | 58 | 21-24-0 | 309 | 5 | 58 | | | 0 | 0 | 0 | 0 | 4 | 64 | 0 | 42 | 628 |
| Nov 05 | at Richmond | 41 | 249 | 3 | 45 | 22 | 285 | 3 | 46 | 22-28-0 | 285 | 3 | 46 | | | 6 | 167 | 0 | 38 | 0 | 0 | 0 | 0 | 534 |
| Nov 12 | at Villanova | 43 | 126 | 2 | 30 | 15 | 151 | 0 | 32 | 15-23-2 | 151 | 0 | 32 | | | 2 | 20 | 0 | 9 | 1 | 6 | 0 | 6 | 277 |
| Nov 19 | ELON | 47 | 362 | 3 | 59 | 16 | 337 | 4 | 70 | 16-17-0 | 337 | 4 | 70 | | | 3 | 68 | 0 | 29 | 2 | 84 | 1 | 76 | 699 |
| Dec 03 | NEW HAMPSHIRE | 48 | 159 | 0 | 23 | 31 | 408 | 6 | 39 | 31-39-1 | 408 | 6 | 39 | | | 3 | 114 | 1 | 86 | 2 | 39 | 0 | 40 | 567 |
| Dec 09 | SAM HOUSTON STATE | 64 | 356 | 6 | 27 | 13 | 251 | 1 | 64 | 13-19-1 | 251 | 1 | 64 | | | 1 | 14 | 0 | 14 | 5 | 134 | 2 | 72 | 607 |
| | | 665 | 3783 | 48 | 85 | 229 | 3133 | 29 | 70 | 229-319-8 | 3133 | 29 | 70 | | | 35 | 711 | 1 | 86 | 21 | 589 | 6 | 76 | 6916 |
| Opponents | | 412 | 1797 | 23 | 58 | 229 | 2727 | 15 | 75 | 229-438-2 | 2727 | 15 | 75 | | | 84 | 162 | 1 | 99 | 10 | 71 | 0 | 28 | 4524 |

Games: 13 • Avg/rush: 5.7 • Avg/catch: 13.7 • Pass effct: 179.27 • KR avg: 20.3 • PR avg: 28.0 • All purpose avg/game: 650.9 • Total offenses

| Date | Opponent | Tackles | | | | Sacks | | Fumble | | Pass Defense | | | blkd | PAT Attempts | | | off | |
|-----------|-------------------|---------|-----|-------|----------|----------|----|--------|---------|--------------|------|------|-------|--------------|-----|-----|-----|-----|
| | | ua | a | total | tfl-yds | no-yds | ff | fr-yds | int-yds | qbh | brup | kick | kick | rush | rcv | saf | t/o | pts |
| Sep 0 | MOREHEAD STATE | 22 | 54 | 76 | 2.0-7 | 0.0-0 | 2 | 2-0 | 3-40 | 1 | 4 | 0 | 11-11 | 0 | 0 | 0 | 28 | 80 |
| Sep 1 | CENTRAL CONN. S | 34 | 30 | 64 | 3.0-6 | 0.0-0 | 0 | 0-0 | 0-0 | 2 | 3 | 0 | 8-8 | 0 | 0 | 0 | 0 | 56 |
| Sep 1 | at North Carolina | 43 | 20 | 63 | 2.0-2 | 0.0-0 | 1 | 1-0 | 0-0 | 0 | 2 | 0 | 4-4 | 0 | 0 | 0 | 0 | 28 |
| Sep 2 | at Maine | 34 | 36 | 70 | 12.0-47 | 4.0-28 | 0 | 0-0 | 3-28 | 0 | 3 | 0 | 4-4 | 0 | 0 | 0 | 14 | 31 |
| Oct 01 | DELAWARE | 32 | 40 | 72 | 1.0-6 | 1.0-6 | 0 | 0-0 | 1-0 | 5 | 3 | 0 | 4-5 | 0 | 0 | 0 | 0 | 43 |
| Oct 08 | WILLIAM & MARY | 32 | 38 | 70 | 4.0-31 | 3.0-27 | 0 | 1-0 | 1-0 | 1 | 3 | 0 | 4-4 | 0 | 0 | 0 | 14 | 31 |
| Oct 15 | at New Hampshire | 47 | 42 | 89 | 4.0-22 | 3.0-20 | 1 | 1-6 | 0-0 | 3 | 7 | 1 | 6-6 | 0 | 0 | 0 | 7 | 42 |
| Oct 29 | RHODE ISLAND | 18 | 34 | 52 | 3.0-11 | 1.0-3 | 1 | 1-0 | 5-87 | 4 | 8 | 0 | 12-12 | 0 | 0 | 0 | 28 | 84 |
| Nov 0 | at Richmond | 33 | 48 | 81 | 5.0-32 | 3.0-27 | 0 | 0-0 | 0-0 | 3 | 4 | 0 | 5-6 | 0 | 0 | 0 | 0 | 47 |
| Nov 1 | at Villanova | 30 | 24 | 54 | 2.0-6 | 0.0-0 | 0 | 0-0 | 4-54 | 0 | 7 | 1 | 2-2 | 0 | 0 | 0 | 10 | 20 |
| Nov 1 | ELON | 38 | 32 | 70 | 5.0-15 | 0.0-0 | 1 | 0-0 | 0-0 | 2 | 5 | 0 | 7-7 | 1 | 0 | 0 | 0 | 63 |
| Dec 0 | NEW HAMPSHIRE | 36 | 8 | 44 | 1.0-8 | 1.0-8 | 0 | 1-0 | 1-25 | 4 | 4 | 0 | 7-7 | 0 | 0 | 0 | 10 | 55 |
| Dec 0 | SAM HOUSTON ST | 43 | 14 | 57 | 8.0-30 | 2.0-10 | 2 | 1-0 | 2-12 | 2 | 9 | 1 | 9-9 | 0 | 0 | 1 | 14 | 65 |
| Opponents | | 442 | 420 | 862 | 52.0-223 | 18.0-129 | 8 | 8-6 | 20-246 | 27 | 62 | 3 | 83-85 | 1 | 0 | 1 | 125 | 645 |
| Opponents | | 564 | 512 | 1076 | 62.0-205 | 15.0-89 | 5 | 4-2 | 8-58 | 12 | 25 | 2 | 31-32 | 0 | 2 | 0 | 23 | 287 |

| | | Punting | | | | | | | | | | Field Goals | | | Kickoffs | | | | |
|-----------|-------------------|---------|------|------|------|------|----|----|-----|-----|--------|-------------|------|-----|----------|------|----|----|--|
| Date | Opponent | no. | yds | avg | long | blkd | tb | fc | 50+ | i20 | md-att | long | blkd | no. | yds | avg | tb | ob | |
| Sep 0 | MOREHEAD STATE | 1 | 41 | 41.0 | 41 | 0 | 0 | 1 | 0 | 1 | 1-1 | 28 | 0 | 13 | 826 | 63.5 | 3 | 0 | |
| Sep 1 | CENTRAL CONN. S | 3 | 142 | 47.3 | 59 | 0 | 0 | 1 | 1 | 2 | 0-0 | 0 | 0 | 9 | 570 | 63.3 | 4 | 0 | |
| Sep 1 | at North Carolina | 4 | 180 | 45.0 | 57 | 0 | 1 | 1 | 1 | 3 | 0-1 | 0 | 0 | 5 | 287 | 57.4 | 2 | 0 | |
| Sep 2 | at Maine | 6 | 203 | 33.8 | 50 | 0 | 0 | 1 | 1 | 2 | 1-1 | 31 | 0 | 6 | 348 | 58.0 | 1 | 0 | |
| Oct 01 | DELAWARE | 2 | 72 | 36.0 | 38 | 0 | 0 | 2 | 0 | 1 | 1-2 | 19 | 0 | 8 | 475 | 59.4 | 0 | 0 | |
| Oct 08 | WILLIAM & MARY | 2 | 100 | 50.0 | 66 | 0 | 0 | 1 | 1 | 2 | 1-2 | 33 | 0 | 6 | 382 | 63.7 | 4 | 0 | |
| Oct 15 | at New Hampshire | 5 | 235 | 47.0 | 55 | 0 | 2 | 1 | 1 | 1 | 0-0 | 0 | 0 | 7 | 410 | 58.6 | 0 | 0 | |
| Oct 29 | RHODE ISLAND | 3 | 147 | 49.0 | 53 | 0 | 0 | 3 | 2 | 0 | 0-0 | 0 | 0 | 13 | 815 | 62.7 | 6 | 0 | |
| Nov 0 | at Richmond | 0 | 0 | 0.0 | 0 | 0 | 0 | 0 | 0 | 0 | 2-3 | 25 | 0 | 9 | 566 | 62.9 | 0 | 0 | |
| Nov 1 | at Villanova | 4 | 170 | 42.5 | 48 | 0 | 0 | 2 | 0 | 0 | 2-4 | 27 | 0 | 5 | 311 | 62.2 | 1 | 0 | |
| Nov 1 | ELON | 1 | 41 | 41.0 | 41 | 0 | 0 | 1 | 0 | 1 | 2-2 | 23 | 0 | 11 | 690 | 62.7 | 5 | 0 | |
| Dec 0 | NEW HAMPSHIRE | 2 | 85 | 42.5 | 43 | 0 | 0 | 1 | 0 | 2 | 2-2 | 31 | 0 | 10 | 632 | 63.2 | 2 | 0 | |
| Dec 0 | SAM HOUSTON ST | 3 | 91 | 30.3 | 33 | 0 | 0 | 2 | 0 | 2 | 0-0 | 0 | 0 | 10 | 591 | 59.1 | 0 | 0 | |
| | | 36 | 1507 | 41.9 | 66 | 0 | 3 | 17 | 7 | 17 | 12-18 | 33 | 0 | 112 | 6903 | 61.6 | 28 | 0 | |
| Opponents | | 75 | 2994 | 39.9 | 59 | 1 | 2 | 17 | 12 | 14 | 4-6 | 37 | 1 | 53 | 3017 | 56.9 | 12 | 7 | |

2016 STATISTICS



2016 James Madison Football James Madison Opponent Game-by-Game (Dec. 9, 2016) All games



OPPONENT STATISTICS

| | | Rushing | | | | Receiving | | | | Passing | | | | Kick Returns | | | | Punt Returns | | | | tot | | |
|---------------|--------------------|---------|------|----|----|-----------|------|----|----|-----------|------|-----|-----|--------------|-----|-----|-----|--------------|-----|-----|-----|-----|------|-----|
| Date | Opponent | no. | yds | td | lg | no. | yds | td | lg | cmp | att | int | yds | td | lg | no. | yds | td | lg | no. | yds | td | lg | off |
| Sep 03 | MOREHEAD STATE | 28 | 57 | 1 | 14 | 15 | 125 | 0 | 27 | 15-28-3 | 125 | 0 | 27 | 10 | 140 | 0 | 19 | 0 | 0 | 0 | 0 | 0 | 0 | 182 |
| Sep 10 | CENTRAL CONN. STAT | 25 | 67 | 0 | 9 | 20 | 157 | 2 | 47 | 20-35-0 | 157 | 2 | 47 | 5 | 74 | 0 | 24 | 2 | 6 | 0 | 6 | 6 | 224 | |
| Sep 17 | at North Carolina | 32 | 173 | 5 | 23 | 29 | 462 | 3 | 75 | 29-33-0 | 462 | 3 | 75 | 3 | 66 | 0 | 24 | 1 | 13 | 0 | 13 | 13 | 635 | |
| Sep 24 | at Maine | 36 | 103 | 3 | 23 | 13 | 238 | 0 | 40 | 13-22-3 | 238 | 0 | 40 | 5 | 112 | 0 | 61 | 2 | 6 | 0 | 6 | 6 | 341 | |
| Oct 01 | DELAWARE | 39 | 312 | 3 | 45 | 9 | 125 | 0 | 25 | 9-20-1 | 125 | 0 | 25 | 8 | 151 | 0 | 28 | 0 | 0 | 0 | 0 | 0 | 437 | |
| Oct 08 | WILLIAM & MARY | 44 | 205 | 2 | 32 | 14 | 157 | 1 | 46 | 14-21-1 | 157 | 1 | 46 | 2 | 52 | 0 | 31 | 0 | 0 | 0 | 0 | 0 | 362 | |
| Oct 15 | at New Hampshire | 30 | 57 | 2 | 11 | 44 | 512 | 3 | 42 | 44-70-0 | 512 | 3 | 42 | 7 | 111 | 0 | 30 | 2 | 37 | 0 | 28 | 28 | 569 | |
| Oct 29 | RHODE ISLAND | 26 | 97 | 0 | 28 | 4 | 12 | 0 | 6 | 4-25-5 | 12 | 0 | 6 | 7 | 210 | 1 | 99 | 0 | 0 | 0 | 0 | 0 | 109 | |
| Nov 05 | at Richmond | 29 | 116 | 1 | 58 | 28 | 435 | 5 | 42 | 28-43-0 | 435 | 5 | 42 | 9 | 171 | 0 | 21 | 0 | 0 | 0 | 0 | 0 | 551 | |
| Nov 12 | at Villanova | 31 | 168 | 1 | 56 | 12 | 71 | 0 | 13 | 12-31-4 | 71 | 0 | 13 | 4 | 71 | 0 | 22 | 2 | 9 | 0 | 9 | 9 | 239 | |
| Nov 19 | ELON | 41 | 205 | 1 | 41 | 11 | 132 | 1 | 56 | 11-23-0 | 132 | 1 | 56 | 6 | 110 | 0 | 32 | 0 | 0 | 0 | 0 | 0 | 337 | |
| Dec 03 | NEW HAMPSHIRE | 21 | 125 | 3 | 26 | 16 | 143 | 0 | 31 | 16-35-1 | 143 | 0 | 31 | 8 | 188 | 0 | 43 | 1 | 0 | 0 | 0 | 0 | 268 | |
| Dec 09 | SAM HOUSTON STATE | 30 | 112 | 1 | 15 | 14 | 158 | 0 | 46 | 14-52-2 | 158 | 0 | 46 | 10 | 169 | 0 | 24 | 0 | 0 | 0 | 0 | 0 | 270 | |
| | | 412 | 1797 | 23 | 58 | 229 | 2727 | 15 | 75 | 229-438-2 | 2727 | 15 | 75 | 84 | 162 | 1 | 99 | 10 | 71 | 0 | 28 | 28 | 4524 | |
| James Madison | | 665 | 3783 | 48 | 85 | 229 | 3133 | 29 | 70 | 229-319-8 | 3133 | 29 | 70 | 35 | 711 | 1 | 86 | 21 | 589 | 6 | 76 | 6 | 6916 | |

Games: 13 • Avg/rush: 4.4 • Avg/catch: 11.9 • Pass effc: 106.75 • KR avg: 19.3 • PR avg: 7.1 • All purpose avg/game: 482.9 • Total offense

| | | Tackles | | | | Sacks | Fumble | Pass Defense | | | blkd | PAT Attempts | | | off | | | |
|---------------|-------------------|---------|-----|-------|----------|----------|--------|--------------|---------|-----|------|--------------|-------|------|-----|-----|-----|-----|
| Date | Opponent | ua | a | total | tfl-yds | no-yds | ff | fr-yds | int-yds | qbh | brup | kick | kick | rush | rcv | saf | t/o | pts |
| Sep 0 | MOREHEAD STATE | 30 | 84 | 114 | 2.0-13 | 1.0-7 | 1 | 0-0 | 1-13 | 0 | 1 | 0 | 1-1 | 0 | 0 | 0 | 0 | 7 |
| Sep 1 | CENTRAL CONN. S | 39 | 50 | 89 | 4.0-7 | 1.0-3 | 0 | 1-0 | 1-15 | 0 | 0 | 0 | 3-3 | 0 | 0 | 0 | 7 | 21 |
| Sep 1 | at North Carolina | 52 | 36 | 88 | 7.0-21 | 3.0-13 | 0 | 0-0 | 0-0 | 3 | 7 | 0 | 8-8 | 0 | 0 | 0 | 0 | 56 |
| Sep 2 | at Maine | 32 | 50 | 82 | 5.0-14 | 3.0-10 | 0 | 0-0 | 1-0 | 0 | 3 | 0 | 2-2 | 0 | 0 | 0 | 0 | 20 |
| Oct 01 | DELAWARE | 46 | 22 | 68 | 2.0-3 | 0.0-0 | 0 | 0-0 | 0-0 | 2 | 1 | 1 | 2-2 | 0 | 0 | 0 | 0 | 20 |
| Oct 08 | WILLIAM & MARY | 49 | 28 | 77 | 2.0-4 | 0.0-0 | 0 | 0-0 | 1-23 | 1 | 2 | 0 | 3-3 | 0 | 0 | 0 | 3 | 24 |
| Oct 15 | at New Hampshire | 36 | 30 | 66 | 3.0-6 | 0.0-0 | 1 | 1-2 | 0-0 | 0 | 2 | 0 | 1-2 | 0 | 1 | 0 | 6 | 39 |
| Oct 29 | RHODE ISLAND | 46 | 46 | 92 | 6.0-12 | 0.0-0 | 0 | 0-0 | 0-0 | 1 | 1 | 0 | 1-1 | 0 | 0 | 0 | 0 | 7 |
| Nov 0 | at Richmond | 27 | 66 | 93 | 3.0-4 | 0.0-0 | 1 | 1-0 | 0-0 | 2 | 3 | 1 | 4-4 | 0 | 0 | 0 | 0 | 43 |
| Nov 1 | at Villanova | 47 | 22 | 69 | 11.0-32 | 1.0-6 | 0 | 0-0 | 2-0 | 0 | 1 | 0 | 1-1 | 0 | 0 | 0 | 0 | 7 |
| Nov 1 | ELON | 41 | 26 | 67 | 2.0-4 | 0.0-0 | 0 | 0-0 | 0-0 | 1 | 0 | 0 | 2-2 | 0 | 0 | 0 | 0 | 14 |
| Dec 0 | NEW HAMPSHIRE | 60 | 24 | 84 | 7.0-41 | 4.0-32 | 1 | 1-0 | 1-6 | 2 | 3 | 0 | 2-2 | 0 | 1 | 0 | 7 | 22 |
| Dec 0 | SAM HOUSTON ST | 59 | 28 | 87 | 8.0-44 | 2.0-18 | 1 | 0-0 | 1-1 | 0 | 1 | 0 | 1-1 | 0 | 0 | 0 | 0 | 7 |
| | | 564 | 512 | 1076 | 62.0-205 | 15.0-89 | 5 | 4-2 | 8-58 | 12 | 25 | 2 | 31-32 | 0 | 2 | 0 | 23 | 287 |
| James Madison | | 442 | 420 | 862 | 52.0-223 | 18.0-129 | 8 | 8-6 | 20-246 | 27 | 62 | 3 | 83-85 | 1 | 0 | 1 | 125 | 645 |

| | | Punting | | | | | | | | | | Field Goals | | | Kickoffs | | | | |
|---------------|-------------------|---------|------|------|------|------|----|----|-----|-----|--------|-------------|------|-----|----------|------|----|----|--|
| Date | Opponent | no. | yds | avg | long | blkd | tb | fc | 50+ | i20 | md-att | long | blkd | no. | yds | avg | tb | ob | |
| Sep 0 | MOREHEAD STATE | 8 | 308 | 38.5 | 57 | 0 | 0 | 3 | 1 | 1 | 0-0 | 0 | 0 | 2 | 76 | 38.0 | 0 | 2 | |
| Sep 1 | CENTRAL CONN. S | 9 | 332 | 36.9 | 47 | 0 | 0 | 1 | 0 | 1 | 0-0 | 0 | 0 | 4 | 255 | 63.8 | 2 | 0 | |
| Sep 1 | at North Carolina | 1 | 41 | 41.0 | 41 | 0 | 0 | 1 | 0 | 1 | 0-0 | 0 | 0 | 9 | 591 | 65.7 | 5 | 0 | |
| Sep 2 | at Maine | 4 | 197 | 49.2 | 59 | 0 | 1 | 0 | 2 | 0 | 0-0 | 0 | 0 | 4 | 211 | 52.8 | 0 | 0 | |
| Oct 01 | DELAWARE | 4 | 166 | 41.5 | 57 | 0 | 1 | 0 | 1 | 1 | 0-1 | 0 | 0 | 4 | 244 | 61.0 | 3 | 0 | |
| Oct 08 | WILLIAM & MARY | 4 | 165 | 41.2 | 55 | 0 | 0 | 1 | 1 | 1 | 1-1 | 37 | 0 | 5 | 269 | 53.8 | 0 | 2 | |
| Oct 15 | at New Hampshire | 4 | 165 | 41.2 | 50 | 0 | 0 | 2 | 1 | 2 | 2-2 | 37 | 0 | 5 | 237 | 47.4 | 0 | 0 | |
| Oct 29 | RHODE ISLAND | 8 | 350 | 43.8 | 55 | 0 | 0 | 1 | 3 | 2 | 0-0 | 0 | 0 | 2 | 130 | 65.0 | 2 | 0 | |
| Nov 0 | at Richmond | 2 | 37 | 18.5 | 28 | 0 | 0 | 0 | 0 | 0 | 1-1 | 27 | 0 | 7 | 392 | 56.0 | 0 | 1 | |
| Nov 1 | at Villanova | 4 | 167 | 41.8 | 47 | 0 | 0 | 2 | 0 | 1 | 0-1 | 0 | 1 | 2 | 104 | 52.0 | 0 | 0 | |
| Nov 1 | ELON | 8 | 328 | 41.0 | 57 | 0 | 0 | 2 | 1 | 3 | 0-0 | 0 | 0 | 3 | 189 | 63.0 | 0 | 0 | |
| Dec 0 | NEW HAMPSHIRE | 9 | 352 | 39.1 | 47 | 0 | 0 | 3 | 0 | 1 | 0-0 | 0 | 0 | 4 | 212 | 53.0 | 0 | 1 | |
| Dec 0 | SAM HOUSTON ST | 10 | 386 | 38.6 | 58 | 1 | 0 | 1 | 2 | 0 | 0-0 | 0 | 0 | 2 | 107 | 53.5 | 0 | 1 | |
| | | 75 | 2994 | 39.9 | 59 | 1 | 2 | 17 | 12 | 14 | 4-6 | 37 | 1 | 53 | 3017 | 56.9 | 12 | 7 | |
| James Madison | | 36 | 1507 | 41.9 | 66 | 0 | 3 | 17 | 7 | 17 | 12-18 | 33 | 0 | 112 | 6903 | 61.6 | 28 | 0 | |

2016 STATISTICS



2016 James Madison Football James Madison Overall Individual Statistics (Dec. 9, 2016) All games



| Rushing | gp-gs | att | gain | loss | net | avg | td | lg | avg/g |
|------------------|-------|-----|------|------|------|------|----|-----|-------|
| Khalid Abdullah | 13-13 | 249 | 1577 | 49 | 1528 | 6.1 | 20 | 85 | 117.5 |
| Cardon Johnson | 9-0 | 114 | 710 | 6 | 704 | 6.2 | 8 | 52 | 78.2 |
| Trai Sharp | 13-0 | 103 | 609 | 16 | 593 | 5.8 | 5 | 25 | 45.6 |
| Bryan Schor | 12-12 | 103 | 646 | 112 | 534 | 5.2 | 10 | 63 | 44.5 |
| Taylor Woods | 13-0 | 43 | 249 | 9 | 240 | 5.6 | 5 | 59 | 18.5 |
| John Miller | 11-2 | 16 | 98 | 11 | 87 | 5.4 | 0 | 21 | 7.9 |
| Cole Johnson | 4-1 | 9 | 56 | 6 | 50 | 5.6 | 0 | 14 | 12.5 |
| Connor Mitch | 5-1 | 5 | 19 | 3 | 16 | 3.2 | 0 | 9 | 3.2 |
| Daniel Schiele | 13-1 | 1 | 11 | 0 | 11 | 11.0 | 0 | 11 | 0.8 |
| Brandon Ravenel | 13-13 | 2 | 11 | 0 | 11 | 5.5 | 0 | 10 | 0.8 |
| Hunter Etheridge | 3-0 | 2 | 11 | 0 | 11 | 5.5 | 0 | 7 | 3.7 |
| Rashard Davis | 13-11 | 2 | 10 | 0 | 10 | 5.0 | 0 | 7 | 0.8 |
| Terrence Alls | 13-8 | 1 | 7 | 0 | 7 | 7.0 | 0 | 7 | 0.5 |
| Domo Taylor | 13-6 | 0 | 4 | 0 | 4 | 0.0 | 0 | 0 | 0.3 |
| Robbie Walker | 11-0 | 2 | 3 | 2 | 1 | 0.5 | 0 | 3 | 0.1 |
| TEAM | 7-0 | 13 | 0 | 24 | -24 | -1.8 | 0 | 0 | -3.4 |
| Total | 13 | 665 | 4021 | 238 | 3783 | 5.7 | 48 | 852 | 91.0 |
| Opponents | 13 | 412 | 2026 | 229 | 1797 | 4.4 | 23 | 581 | 138.2 |

| Passing | gp-gs | effc | comp | att | in | pct | yds | td | lg | avg/g |
|------------------|-------|---------|------|-----|----|------|------|----|----|-------|
| Bryan Schor | 12-12 | 183.76 | 199 | 267 | 5 | 74.5 | 2648 | 24 | 68 | 220.7 |
| Cole Johnson | 4-1 | 165.10 | 17 | 28 | 2 | 60.7 | 317 | 2 | 70 | 79.2 |
| Connor Mitch | 5-1 | 68.89 | 8 | 17 | 1 | 47.1 | 68 | 0 | 14 | 13.6 |
| Hunter Etheridge | 3-0 | 216.72 | 3 | 5 | 0 | 60.0 | 54 | 1 | 28 | 18.0 |
| Taylor Woods | 13-0 | 505.60 | 1 | 1 | 0 | 100. | 9 | 1 | 9 | 0.7 |
| Rashard Davis | 13-11 | 740.80 | 1 | 1 | 0 | 100. | 37 | 1 | 37 | 2.8 |
| Total | 13 | 1179.27 | 229 | 319 | 8 | 71.8 | 3133 | 29 | 70 | 241.0 |
| Opponents | 13 | 106.75 | 229 | 438 | 20 | 52.3 | 2727 | 15 | 75 | 209.8 |

| Receiving | gp-gs | no. | yds | avg | td | lg | avg/g |
|-------------------|-------|-----|------|------|----|----|-------|
| Brandon Ravenel | 13-13 | 44 | 708 | 16.1 | 5 | 44 | 54.5 |
| Terrence Alls | 13-8 | 39 | 575 | 14.7 | 5 | 54 | 44.2 |
| Rashard Davis | 13-11 | 37 | 438 | 11.8 | 2 | 58 | 33.7 |
| Domo Taylor | 13-6 | 32 | 526 | 16.4 | 3 | 70 | 40.5 |
| John Miller | 11-2 | 23 | 197 | 8.6 | 1 | 37 | 17.9 |
| Jonathan Klooster | 11-11 | 22 | 294 | 13.4 | 5 | 48 | 26.7 |
| Khalid Abdullah | 13-13 | 13 | 132 | 10.2 | 2 | 27 | 10.2 |
| Daniel Schiele | 13-1 | 4 | 43 | 10.8 | 3 | 20 | 3.3 |
| Ishmael Hyman | 8-0 | 4 | 41 | 10.2 | 0 | 21 | 5.1 |
| Trai Sharp | 13-0 | 4 | 36 | 9.0 | 1 | 13 | 2.8 |
| Cardon Johnson | 9-0 | 2 | 76 | 38.0 | 1 | 68 | 8.4 |
| Nick Carlton | 8-0 | 2 | 41 | 20.5 | 0 | 28 | 5.1 |
| Taylor Woods | 13-0 | 1 | 14 | 14.0 | 0 | 14 | 1.1 |
| Robbie Walker | 11-0 | 1 | 13 | 13.0 | 1 | 13 | 1.2 |
| Mitchell Kirsch | 12-12 | 1 | -1 | -1.0 | 0 | 0 | -0.1 |
| Total | 13 | 229 | 3133 | 13.7 | 29 | 70 | 241.0 |
| Opponents | 13 | 229 | 2727 | 11.9 | 15 | 75 | 209.8 |

| Punt Returns | no. | yds | avg | td | lg |
|----------------|-----|-----|------|----|----|
| Rashard Davis | 14 | 419 | 29.9 | 4 | 76 |
| John Miller | 6 | 134 | 22.3 | 1 | 56 |
| Adam Smith | 1 | 16 | 16.0 | 0 | 0 |
| Bryce Maginley | 0 | 20 | 0.0 | 1 | 20 |
| Total | 21 | 589 | 28.0 | 6 | 76 |
| Opponents | 10 | 71 | 7.1 | 0 | 28 |

| Interceptions | no. | yds | avg | td | lg |
|-----------------|-----|-----|------|----|----|
| Raven Greene | 6 | 113 | 18.8 | 1 | 43 |
| Rashad Robinson | 2 | 28 | 14.0 | 0 | 28 |
| Marcell Johnson | 2 | 32 | 16.0 | 1 | 32 |
| Taylor Reynolds | 2 | 0 | 0.0 | 0 | 0 |
| Jimmy Moreland | 2 | -2 | -1.0 | 0 | 7 |
| Jordan Brown | 2 | 37 | 18.5 | 0 | 37 |
| Curtis Oliver | 1 | 9 | 9.0 | 0 | 9 |
| Martez Stone | 1 | 1 | 1.0 | 0 | 1 |
| Gage Steele | 1 | 25 | 25.0 | 0 | 25 |
| Pat Kagel | 1 | 3 | 3.0 | 0 | 3 |
| Total | 20 | 246 | 12.3 | 2 | 43 |
| Opponents | 8 | 58 | 7.2 | 1 | 23 |

| Kick Returns | no. | yds | avg | td | lg |
|-----------------|-----|------|------|----|----|
| Robbie Walker | 18 | 387 | 21.5 | 0 | 37 |
| Brandon Ravenel | 9 | 219 | 24.3 | 1 | 86 |
| Terrence Alls | 2 | 9 | 4.5 | 0 | 9 |
| John Miller | 2 | 13 | 6.5 | 0 | 7 |
| Charles Tutt | 2 | 46 | 23.0 | 0 | 28 |
| Jimmy Moreland | 1 | 38 | 38.0 | 0 | 38 |
| Domo Taylor | 1 | -1 | -1.0 | 0 | 0 |
| Total | 35 | 711 | 20.3 | 1 | 86 |
| Opponents | 84 | 1625 | 19.3 | 1 | 99 |

| Fumble Returns | no. | yds | avg | td | lg |
|----------------|-----|-----|-----|----|----|
| Charles Tutt | 1 | 6 | 6.0 | 1 | 6 |
| Total | 1 | 6 | 6.0 | 1 | 6 |
| Opponents | 1 | 2 | 2.0 | 0 | 2 |

2016 STATISTICS



2016 James Madison Football James Madison Overall Individual Statistics (Dec. 9, 2016) All games



| Scoring | td | fg | PAT | | | | dx | saf | pts |
|-------------------|----|-------|-------|------|-----|------|----|-----|-----|
| | | | kick | rush | rcv | pass | | | |
| Khalid Abdullah | 22 | - | - | - | - | - | - | - | 132 |
| Tyler Gray | - | 12-18 | 83-85 | - | - | - | - | - | 119 |
| Bryan Schor | 10 | - | - | - | - | - | - | - | 60 |
| Cardon Johnson | 9 | - | - | - | - | - | - | - | 54 |
| Rashard Davis | 6 | - | - | - | - | - | - | - | 36 |
| Brandon Ravenel | 6 | - | - | - | - | - | - | - | 36 |
| Trai Sharp | 6 | - | - | - | - | - | - | - | 36 |
| Terrence Alls | 5 | - | - | - | - | - | - | - | 30 |
| Taylor Woods | 5 | - | - | - | - | - | - | - | 30 |
| Jonathan Klooster | 5 | - | - | - | - | - | - | - | 30 |
| Daniel Schiele | 3 | - | - | - | - | 0-1 | - | - | 18 |
| Domo Taylor | 3 | - | - | - | - | - | - | - | 18 |
| John Miller | 2 | - | - | - | - | - | - | - | 12 |
| Robbie Walker | 1 | - | - | - | - | - | - | - | 6 |
| Bryce Maginley | 1 | - | - | - | - | - | - | - | 6 |
| Marcell Johnson | 1 | - | - | - | - | - | - | - | 6 |
| Raven Greene | 1 | - | - | - | - | - | - | - | 6 |
| Charles Tutt | 1 | - | - | - | - | - | - | - | 6 |
| Cole Johnson | - | - | - | 1-1 | - | - | - | - | 2 |
| Dimitri Holloway | - | - | - | - | - | - | - | 1 | 2 |
| Total | 87 | 12-18 | 83-85 | 1-1 | - | 0-1 | - | 1 | 645 |
| Opponents | 40 | 4-6 | 31-32 | 0-1 | 2 | 2-6 | - | - | 287 |

| Total Offense | g | plays | rush | pass | total | avg/g |
|------------------|----|-------|------|------|-------|-------|
| Bryan Schor | 12 | 370 | 534 | 2648 | 3182 | 265.2 |
| Khalid Abdullah | 13 | 249 | 1528 | 0 | 1528 | 117.5 |
| Cardon Johnson | 9 | 114 | 704 | 0 | 704 | 78.2 |
| Trai Sharp | 13 | 103 | 593 | 0 | 593 | 45.6 |
| Cole Johnson | 4 | 37 | 50 | 317 | 367 | 91.8 |
| Taylor Woods | 13 | 44 | 240 | 9 | 249 | 19.2 |
| John Miller | 11 | 16 | 87 | 0 | 87 | 7.9 |
| Connor Mitch | 5 | 22 | 16 | 68 | 84 | 16.8 |
| Hunter Etheridge | 3 | 7 | 11 | 54 | 65 | 21.7 |
| Rashard Davis | 13 | 3 | 10 | 37 | 47 | 3.6 |
| Daniel Schiele | 13 | 1 | 11 | 0 | 11 | 0.8 |
| Brandon Ravenel | 13 | 2 | 11 | 0 | 11 | 0.8 |
| Terrence Alls | 13 | 1 | 7 | 0 | 7 | 0.5 |
| Domo Taylor | 13 | 0 | 4 | 0 | 4 | 0.3 |
| Robbie Walker | 11 | 2 | 1 | 0 | 1 | 0.1 |
| TEAM | 7 | 13 | -24 | 0 | -24 | -3.4 |
| Total | 13 | 984 | 3783 | 3133 | 6916 | 532.0 |
| Opponents | 13 | 850 | 1797 | 2727 | 4524 | 348.0 |

| Field Goals | fg | pct. | 01-19 | 20-29 | 30-39 | 40-49 | 50-99 | lg | blk |
|-------------|-------|------|-------|-------|-------|-------|-------|----|-----|
| Tyler Gray | 12-18 | 66.7 | 2-2 | 7-9 | 3-5 | 0-2 | 0-0 | 33 | 0 |

| FG Sequence | James Madison | Opponents |
|---------------------|-----------------|-----------|
| Morehead State | (28) | - |
| Central Conn. State | - | - |
| North Carolina | 39 | - |
| Maine | (31) | - |
| Delaware | 43,(19) | 49 |
| William & Mary | (33),21 | (37) |
| New Hampshire | - | (37),(21) |
| Rhode Island | - | - |
| Richmond | (25),26,(21) | (27) |
| Villanova | 34,41,(21),(27) | 29 |
| Elon | (23),(21) | - |
| New Hampshire | (18),(31) | - |
| Sam Houston State | - | - |

| Punting | no. | yds | avg | lg | tb | fc | i20 | 50+ | blk |
|-------------|-----|------|------|----|----|----|-----|-----|-----|
| Gunnar Kane | 34 | 1444 | 42.5 | 66 | 3 | 17 | 15 | 7 | 0 |
| Bryan Schor | 2 | 63 | 31.5 | 33 | 0 | 0 | 2 | 0 | 0 |
| Total | 36 | 1504 | 41.9 | 66 | 3 | 17 | 17 | 7 | 0 |
| Opponents | 75 | 2993 | 39.9 | 59 | 2 | 17 | 14 | 12 | 1 |

| Kickoffs | no. | yds | avg | tb | ob | retn | net | ydln |
|------------|-----|------|------|----|----|------|-------|------|
| Tyler Gray | 11 | 690 | 61.6 | 28 | 0 | | | |
| Total | 11 | 690 | 61.6 | 28 | 0 | 19 | 340.9 | 24 |
| Opponents | 53 | 3015 | 56.9 | 12 | 7 | 20 | 337.8 | 27 |

Numbers in (parentheses) indicate field goal was made.

2016 STATISTICS



2016 James Madison Football James Madison Overall Individual Statistics (Dec. 9, 2016) All games



| All Purpose | g | rush | rcv | pr | kr | ir | total | avg/g |
|---------------|----|------|------|-----|------|-----|-------|-------|
| Khalid Abdull | 13 | 1528 | 132 | 0 | 0 | 0 | 1660 | 127.7 |
| Brandon Rav | 13 | 11 | 708 | 0 | 219 | 0 | 938 | 72.2 |
| Rashard Davi | 13 | 10 | 438 | 419 | 0 | 0 | 867 | 66.7 |
| Cardon John | 9 | 704 | 76 | 0 | 0 | 0 | 780 | 86.7 |
| Trai Sharp | 13 | 593 | 36 | 0 | 0 | 0 | 629 | 48.4 |
| Terrence Alls | 13 | 7 | 575 | 0 | 9 | 0 | 591 | 45.5 |
| Bryan Schor | 12 | 534 | 0 | 0 | 0 | 0 | 534 | 44.5 |
| Domo Taylor | 13 | 4 | 526 | 0 | -1 | 0 | 529 | 40.7 |
| John Miller | 11 | 87 | 197 | 134 | 13 | 0 | 431 | 39.2 |
| Robbie Walk | 11 | 1 | 13 | 0 | 387 | 0 | 401 | 36.5 |
| Jonathan Klo | 11 | 0 | 294 | 0 | 0 | 0 | 294 | 26.7 |
| Taylor Wood | 13 | 240 | 14 | 0 | 0 | 0 | 254 | 19.5 |
| Raven Green | 13 | 0 | 0 | 0 | 0 | 113 | 113 | 8.7 |
| Daniel Schiel | 13 | 11 | 43 | 0 | 0 | 0 | 54 | 4.2 |
| Cole Johnson | 4 | 50 | 0 | 0 | 0 | 0 | 50 | 12.5 |
| Charles Tutt | 13 | 0 | 0 | 0 | 46 | 0 | 46 | 3.5 |
| Ishmael Hym | 8 | 0 | 41 | 0 | 0 | 0 | 41 | 5.1 |
| Nick Carlton | 8 | 0 | 41 | 0 | 0 | 0 | 41 | 5.1 |
| Jordan Brown | 13 | 0 | 0 | 0 | 0 | 37 | 37 | 2.8 |
| Jimmy Morel | 13 | 0 | 0 | 0 | 38 | -2 | 36 | 2.8 |
| Marcell Johns | 13 | 0 | 0 | 0 | 0 | 32 | 32 | 2.5 |
| Rashad Robi | 11 | 0 | 0 | 0 | 0 | 28 | 28 | 2.5 |
| Gage Steele | 11 | 0 | 0 | 0 | 0 | 25 | 25 | 2.3 |
| Bryce Maginl | 13 | 0 | 0 | 20 | 0 | 0 | 20 | 1.5 |
| Connor Mitch | 5 | 16 | 0 | 0 | 0 | 0 | 16 | 3.2 |
| Adam Smith | 13 | 0 | 0 | 16 | 0 | 0 | 16 | 1.2 |
| Hunter Etheri | 3 | 11 | 0 | 0 | 0 | 0 | 11 | 3.7 |
| Curtis Oliver | 13 | 0 | 0 | 0 | 0 | 9 | 9 | 0.7 |
| Pat Kagel | 7 | 0 | 0 | 0 | 0 | 3 | 3 | 0.4 |
| Martez Stone | 13 | 0 | 0 | 0 | 0 | 1 | 1 | 0.1 |
| Mitchell Kirs | 12 | 0 | -1 | 0 | 0 | 0 | -1 | -0.1 |
| TEAM | 7 | -24 | 0 | 0 | 0 | 0 | -24 | -3.4 |
| Total | 13 | 3783 | 3133 | 589 | 711 | 246 | 8462 | 650.9 |
| Opponents | 13 | 1797 | 2727 | 71 | 1625 | 58 | 6278 | 482.9 |

2016 STATISTICS



2016 James Madison Football James Madison Overall Defensive Statistics (Dec. 9, 2016) All games



| # | Defensive Leaders | gp-gs | Tackles | | | | Sacks no-yds | Pass defense | | | Fumbles | | blkd | |
|-----------|-------------------|-------|---------|-----|------|---------|-----------------|--------------|------|-----|---------|----|------|-----|
| | | | ua | a | tot | tfl/yds | | int-yds | brup | qbh | rcv-yds | ff | kick | saf |
| 49 | Brandon Hereford | 13-6 | 53 | 43 | 96 | 7.5-20 | 1.0-7 | . | 4 | 2 | . | . | . | . |
| 33 | Gage Steele | 11-10 | 46 | 41 | 87 | 3.5-8 | 0.5-3 | 1-25 | 2 | 3 | . | . | . | . |
| 44 | Jordan Brown | 13-12 | 46 | 33 | 79 | 2.5-18 | 1.0-13 | 2-37 | 5 | 1 | . | 1 | . | . |
| 5 | Raven Greene | 13-13 | 26 | 32 | 58 | 1.0-1 | . | 6-113 | 7 | 1 | 1-0 | . | . | . |
| 14 | Taylor Reynolds | 12-11 | 28 | 15 | 43 | 3.5-11 | . | 2-0 | 10 | . | . | . | . | . |
| 93 | Andrew Ankrah | 13-13 | 18 | 21 | 39 | 5.0-22 | 2.5-14 | . | 3 | 2 | . | 1 | . | . |
| 91 | Martez Stone | 13-3 | 16 | 21 | 37 | 7.0-28 | 4.0-17 | 1-1 | 3 | 2 | . | . | . | . |
| 22 | Rashad Robinson | 11-11 | 24 | 12 | 36 | 0.5-1 | . | 2-28 | 4 | . | . | . | . | . |
| 2A | Dimitri Holloway | 10-7 | 11 | 24 | 35 | 3.5-11 | 1.0-6 | . | . | 1 | . | 1 | . | 1 |
| 37 | Jimmy Moreland | 13-4 | 22 | 12 | 34 | . | . | 2--2 | 5 | . | 1-0 | . | . | . |
| 94 | Cornell Urquhart | 13-13 | 9 | 24 | 33 | 1.0-4 | . | . | 2 | 2 | . | . | 1 | . |
| 26 | Curtis Oliver | 13-1 | 24 | 8 | 32 | 3.5-31 | 2.5-28 | 1-9 | 7 | 1 | . | . | . | . |
| 9 | Kyre Hawkins | 13-8 | 14 | 16 | 30 | 0.5-1 | . | . | . | 1 | . | . | . | . |
| 74 | Simeyon Robinson | 12-10 | 13 | 16 | 29 | 7.5-44 | 4.0-36 | . | 3 | 1 | . | . | 1 | . |
| 23 | Charles Tutt | 13-1 | 17 | 10 | 27 | . | . | . | 3 | . | 3-6 | 1 | . | . |
| 35 | Marcell Johnson | 13-0 | 13 | 9 | 22 | . | . | 2-32 | . | . | . | 2 | . | . |
| 24 | Justin Wellons | 13-5 | 6 | 14 | 20 | 1.0-1 | . | . | . | . | 1-0 | . | . | . |
| 46 | David Ezeagwu | 13-0 | 6 | 12 | 18 | 1.5-5 | 1.5-5 | . | . | 2 | . | . | . | . |
| 97 | John Daka | 11-0 | 10 | 8 | 18 | 1.5-7 | . | . | . | 1 | . | . | . | . |
| 43 | Bryce Maginley | 13-0 | 7 | 5 | 12 | . | . | . | . | . | . | 1 | . | . |
| 36 | Robert Carter Jr. | 13-0 | 8 | 3 | 11 | . | . | . | . | . | . | . | . | . |
| 84 | Brandon Brown | 13-6 | 2 | 9 | 11 | . | . | . | . | 5 | . | . | . | . |
| 30 | Adam Smith | 13-0 | 4 | 5 | 9 | . | . | . | . | . | . | . | 1 | . |
| 47 | Darrious Carter | 13-7 | 2 | 6 | 8 | 0.5-1 | . | . | 2 | 2 | 1-0 | . | . | . |
| 34 | Justin Bethea | 10-0 | 4 | 2 | 6 | . | . | . | 1 | . | . | . | . | . |
| 31 | Kirk Robinette | 11-0 | 1 | 4 | 5 | . | . | . | . | . | . | . | . | . |
| 20 | Taylor Woods | 13-0 | 3 | 2 | 5 | . | . | . | . | . | . | . | . | . |
| 28 | Grant Westbrook | 13-0 | 2 | 1 | 3 | 1.0-9 | . | . | . | . | . | 1 | . | . |
| 27 | Pat Kagel | 7-0 | . | 3 | 3 | . | . | 1-3 | . | . | . | . | . | . |
| 29 | Steve Smallwood | 2-0 | . | 3 | 3 | . | . | . | . | . | . | . | . | . |
| 65 | Dorrius Rodgers | 6-0 | 1 | 2 | 3 | . | . | . | . | . | . | . | . | . |
| 21 | Robert Branch | 5-0 | . | 2 | 2 | . | . | . | . | . | . | . | . | . |
| 41 | Brett Siegel | 13-0 | . | 1 | 1 | . | . | . | . | . | 1-0 | . | . | . |
| 39 | Robbie Walker | 11-0 | 1 | . | 1 | . | . | . | . | . | . | . | . | . |
| 17 | Bryan Schor | 12-12 | 1 | . | 1 | . | . | . | . | . | . | . | . | . |
| 32 | Khalid Abdullah | 13-13 | 1 | . | 1 | . | . | . | . | . | . | . | . | . |
| 76 | Mitchell Kirsch | 12-12 | 1 | . | 1 | . | . | . | . | . | . | . | . | . |
| 52 | Nick Michalski | 1-0 | . | 1 | 1 | . | . | . | . | . | . | . | . | . |
| 99 | Gunnar Kane | 12-0 | 1 | . | 1 | . | . | . | . | . | . | . | . | . |
| 2 | Connor Mitch | 5-1 | 1 | . | 1 | . | . | . | . | . | . | . | . | . |
| 6 | Rashard Davis | 13-11 | . | . | . | . | . | . | 1 | . | . | . | . | . |
| Total | | 13 | 442 | 420 | 862 | 52-223 | 18-129 | 20-246 | 62 | 27 | 8-6 | 8 | 3 | 1 |
| Opponents | | 13 | 564 | 512 | 1076 | 62-205 | 15-89 | 8-58 | 25 | 12 | 4-2 | 5 | 2 | . |

2016 STATISTICS



2016 James Madison Football James Madison Game Superlatives (Dec. 9, 2016) All games



INDIVIDUAL GAME HIGHS

| | | |
|---------------------|------|---|
| Rushes | 33 | Khalid Abdullah at Villanova (Nov 12, 2016) |
| Yards Rushing | 194 | Khalid Abdullah vs William & Mary (Oct 08, 2016) |
| TD Rushes | 3 | Taylor Woods vs Morehead State (Sep 03, 2016) |
| | 3 | Bryan Schor vs Morehead State (Sep 03, 2016) |
| | 3 | Bryan Schor vs Delaware (Oct 01, 2016) |
| | 3 | Khalid Abdullah vs William & Mary (Oct 08, 2016) |
| | 3 | Khalid Abdullah vs Sam Houston State (Dec 09, 2016) |
| Long Rush | 85 | Khalid Abdullah at Maine (Sep 24, 2016) |
| Pass attempts | 37 | Bryan Schor vs New Hampshire (Dec 03, 2016) |
| Pass completions | 30 | Bryan Schor vs New Hampshire (Dec 03, 2016) |
| Yards Passing | 371 | Bryan Schor vs New Hampshire (Dec 03, 2016) |
| TD Passes | 5 | Bryan Schor vs Rhode Island (Oct 29, 2016) |
| | 5 | Bryan Schor vs New Hampshire (Dec 03, 2016) |
| Long Pass | 70 | Cole Johnson vs Elon (Nov 19, 2016) |
| Receptions | 8 | Brandon Ravenel vs New Hampshire (Dec 03, 2016) |
| Yards Receiving | 155 | Brandon Ravenel vs New Hampshire (Dec 03, 2016) |
| TD Receptions | 3 | Daniel Schiele vs Rhode Island (Oct 29, 2016) |
| Long Reception | 70 | Domo Taylor vs Elon (Nov 19, 2016) |
| Field Goals | 2 | Tyler Gray at Richmond (Nov 05, 2016) |
| | 2 | Tyler Gray at Villanova (Nov 12, 2016) |
| | 2 | Tyler Gray vs Elon (Nov 19, 2016) |
| | 2 | Tyler Gray vs New Hampshire (Dec 03, 2016) |
| Long Field Goal | 33 | Tyler Gray vs William & Mary (Oct 08, 2016) |
| Punts | 5 | Gunnar Kane at Maine (Sep 24, 2016) |
| | 5 | Gunnar Kane at New Hampshire (Oct 15, 2016) |
| Punting Avg | 50.0 | Gunnar Kane vs William & Mary (Oct 08, 2016) |
| Long Punt | 66 | Gunnar Kane vs William & Mary (Oct 08, 2016) |
| Punts inside 20 | 3 | Gunnar Kane at North Carolina (Sep 17, 2016) |
| Long Punt Return | 76 | Rashard Davis vs Morehead State (Sep 03, 2016) |
| | 76 | Rashard Davis vs Elon (Nov 19, 2016) |
| Long Kickoff Return | 86 | Brandon Ravenel vs New Hampshire (Dec 03, 2016) |
| Tackles | 16 | Jordan Brown at New Hampshire (Oct 15, 2016) |
| Sacks | 1.5 | Simeyon Robinson at Maine (Sep 24, 2016) |
| | 1.5 | Curtis Oliver at New Hampshire (Oct 15, 2016) |
| | 1.5 | Andrew Ankrah at Richmond (Nov 05, 2016) |
| Tackles For Loss | 4.5 | Simeyon Robinson at Maine (Sep 24, 2016) |
| Interceptions | 2 | Raven Greene vs Rhode Island (Oct 29, 2016) |

2016 STATISTICS



2016 James Madison Football James Madison Game Superlatives (Dec. 9, 2016) All games



TEAM GAME HIGHS

| | | |
|------------------|------|---------------------------------------|
| Rushes | 74 | vs Morehead State (Sep 03, 2016) |
| Yards Rushing | 498 | vs Morehead State (Sep 03, 2016) |
| Yards Per Rush | 8.7 | vs Delaware (Oct 01, 2016) |
| TD Rushes | 10 | vs Morehead State (Sep 03, 2016) |
| Pass attempts | 39 | vs New Hampshire (Dec 03, 2016) |
| Pass completions | 31 | vs New Hampshire (Dec 03, 2016) |
| Yards Passing | 408 | vs New Hampshire (Dec 03, 2016) |
| Yards Per Pass | 19.8 | vs Elon (Nov 19, 2016) |
| TD Passes | 6 | vs New Hampshire (Dec 03, 2016) |
| Total Plays | 87 | vs Morehead State (Sep 03, 2016) |
| | 87 | vs New Hampshire (Dec 03, 2016) |
| Total Offense | 699 | vs Elon (Nov 19, 2016) |
| Yards Per Play | 10.9 | vs Elon (Nov 19, 2016) |
| Points | 84 | vs Rhode Island (Oct 29, 2016) |
| Sacks By | 4 | at Maine (Sep 24, 2016) |
| First Downs | 34 | vs Morehead State (Sep 03, 2016) |
| Penalties | 12 | vs Central Conn. State (Sep 10, 2016) |
| Penalty Yards | 104 | vs Central Conn. State (Sep 10, 2016) |
| Turnovers | 2 | vs Central Conn. State (Sep 10, 2016) |
| | 2 | at Villanova (Nov 12, 2016) |
| | 2 | vs New Hampshire (Dec 03, 2016) |
| Interceptions By | 5 | vs Rhode Island (Oct 29, 2016) |
| Punts | 6 | at Maine (Sep 24, 2016) |
| Punting Avg | 50.0 | vs William & Mary (Oct 08, 2016) |
| Long Punt | 66 | vs William & Mary (Oct 08, 2016) |
| Punts inside 20 | 3 | at North Carolina (Sep 17, 2016) |
| Long Punt Return | 76 | vs Morehead State (Sep 03, 2016) |
| | 76 | vs Elon (Nov 19, 2016) |

2016 STATISTICS



2016 James Madison Football
James Madison Game Superlatives (Dec. 9, 2016)
All games

**OPPONENT INDIVIDUAL GAME HIGHS**

| | | |
|---------------------|------|---|
| Rushes | 31 | K. ANDERSON, vs William & Mary (Oct 08, 2016) |
| Yards Rushing | 149 | K. ANDERSON, vs William & Mary (Oct 08, 2016) |
| TD Rushes | 3 | Logan, T, at North Carolina (Sep 17, 2016) |
| Long Rush | 58 | D. Thompson, at Richmond (Nov 05, 2016) |
| Pass attempts | 49 | Knight,Trevor, at New Hampshire (Oct 15, 2016) |
| Pass completions | 31 | Knight,Trevor, at New Hampshire (Oct 15, 2016) |
| Yards Passing | 435 | Kyle Lauletta, at Richmond (Nov 05, 2016) |
| TD Passes | 5 | Kyle Lauletta, at Richmond (Nov 05, 2016) |
| Long Pass | 75 | Trubisky, M, at North Carolina (Sep 17, 2016) |
| Receptions | 12 | Love,Malik, at New Hampshire (Oct 15, 2016) |
| Yards Receiving | 192 | O'Connor,Neil, at New Hampshire (Oct 15, 2016) |
| TD Receptions | 1 | J. FIELDS, vs Central Conn. State (Sep 10, 2016) |
| | 1 | KJ Smith, vs Central Conn. State (Sep 10, 2016) |
| | 1 | Howard, B, at North Carolina (Sep 17, 2016) |
| | 1 | Hollins, M, at North Carolina (Sep 17, 2016) |
| | 1 | Switzer, R, at North Carolina (Sep 17, 2016) |
| | 1 | D. DEDMON, vs William & Mary (Oct 08, 2016) |
| | 1 | Crossan,Dalton, at New Hampshire (Oct 15, 2016) |
| | 1 | Donovan,Rory, at New Hampshire (Oct 15, 2016) |
| | 1 | Powell,Jordan, at New Hampshire (Oct 15, 2016) |
| | 1 | Brian Brown, at Richmond (Nov 05, 2016) |
| | 1 | D. Thompson, at Richmond (Nov 05, 2016) |
| | 1 | Jay Palmer, at Richmond (Nov 05, 2016) |
| | 1 | Will McCombs, at Richmond (Nov 05, 2016) |
| | 1 | Tyler Wilkins, at Richmond (Nov 05, 2016) |
| | 1 | E. BORDERS, vs Elon (Nov 19, 2016) |
| Long Reception | 75 | Switzer, R, at North Carolina (Sep 17, 2016) |
| Field Goals | 2 | Ellman,Morgan, at New Hampshire (Oct 15, 2016) |
| Long Field Goal | 37 | K. HOOPER, vs William & Mary (Oct 08, 2016) |
| | 37 | Ellman,Morgan, at New Hampshire (Oct 15, 2016) |
| Punts | 9 | J. FIGENSHAW, vs Sam Houston State (Dec 09, 2016) |
| Punting Avg | 49.2 | DeMartini, Jame, at Maine (Sep 24, 2016) |
| Long Punt | 59 | DeMartini, Jame, at Maine (Sep 24, 2016) |
| Punts inside 20 | 3 | D. PETRONI, vs Elon (Nov 19, 2016) |
| Long Punt Return | 28 | DeAndrade,C., at New Hampshire (Oct 15, 2016) |
| Long Kickoff Return | 99 | H. COOPER, vs Rhode Island (Oct 29, 2016) |
| Tackles | 14 | Mulumba Tshiman, at Maine (Sep 24, 2016) |
| Sacks | 2.0 | Mulumba Tshiman, at Maine (Sep 24, 2016) |
| Tackles For Loss | 3.5 | Calitro, A., at Villanova (Nov 12, 2016) |
| | 3.5 | P. HALL, vs Sam Houston State (Dec 09, 2016) |
| Interceptions | 1 | S. WELLONS, vs Morehead State (Sep 03, 2016) |
| | 1 | N. BROWN, vs Central Conn. State (Sep 10, 2016) |
| | 1 | Hart, Darrius, at Maine (Sep 24, 2016) |
| | 1 | C. PARKER, vs William & Mary (Oct 08, 2016) |
| | 1 | Reaves, M., at Villanova (Nov 12, 2016) |
| | 1 | Rolle, R., at Villanova (Nov 12, 2016) |
| | 1 | Shorey,Cam, vs New Hampshire (Dec 03, 2016) |
| | 1 | S. LATU, vs Sam Houston State (Dec 09, 2016) |

2016 STATISTICS



2016 James Madison Football James Madison Game Superlatives (Dec. 9, 2016) All games



OPPONENT TEAM GAME HIGHS

| | | |
|------------------|------|-------------------------------------|
| Rushes | 44 | vs William & Mary (Oct 08, 2016) |
| Yards Rushing | 312 | vs Delaware (Oct 01, 2016) |
| Yards Per Rush | 8.0 | vs Delaware (Oct 01, 2016) |
| TD Rushes | 5 | at North Carolina (Sep 17, 2016) |
| Pass attempts | 70 | at New Hampshire (Oct 15, 2016) |
| Pass completions | 44 | at New Hampshire (Oct 15, 2016) |
| Yards Passing | 512 | at New Hampshire (Oct 15, 2016) |
| Yards Per Pass | 14.0 | at North Carolina (Sep 17, 2016) |
| TD Passes | 5 | at Richmond (Nov 05, 2016) |
| Total Plays | 100 | at New Hampshire (Oct 15, 2016) |
| Total Offense | 635 | at North Carolina (Sep 17, 2016) |
| Yards Per Play | 9.8 | at North Carolina (Sep 17, 2016) |
| Points | 56 | at North Carolina (Sep 17, 2016) |
| Sacks By | 4 | vs New Hampshire (Dec 03, 2016) |
| First Downs | 34 | at New Hampshire (Oct 15, 2016) |
| Penalties | 10 | at North Carolina (Sep 17, 2016) |
| Penalty Yards | 110 | at North Carolina (Sep 17, 2016) |
| Turnovers | 6 | vs Rhode Island (Oct 29, 2016) |
| Interceptions By | 2 | at Villanova (Nov 12, 2016) |
| Punts | 10 | vs Sam Houston State (Dec 09, 2016) |
| Punting Avg | 49.2 | at Maine (Sep 24, 2016) |
| Long Punt | 59 | at Maine (Sep 24, 2016) |
| Punts inside 20 | 3 | vs Elon (Nov 19, 2016) |
| Long Punt Return | 28 | at New Hampshire (Oct 15, 2016) |

2016 GAME SUMMARIES

Game 1: #12 James Madison 80, Morehead State 7

| | 1 | 2 | 3 | 4 | Score |
|----------------|----|----|----|---|-------|
| MOREHEAD STATE | 0 | 7 | 0 | 0 | 7 |
| JAMES MADISON | 28 | 24 | 21 | 7 | 80 |

Sept. 3, 2016 | Bridgeforth Stadium | Harrisonburg, Va. | Attendance: 23,626

SCORING SUMMARY

| | | | | |
|-----|-------|-----|-------------------------------------|------|
| 1st | 10:35 | JMU | Abdullah 1 yd run (Gray kick) | |
| | | | 12 plays, 65 yards, TOP 4:25 | 7-0 |
| | 08:21 | JMU | Johnson 1 yd run (Gray kick) | |
| | | | 5 plays, 66 yards, TOP 1:16 | 14-0 |
| | 06:53 | JMU | Schor 1 yd run (Gray kick) | |
| | | | 3 plays, 14 yards, TOP 0:46 | 21-0 |
| | 00:52 | JMU | Schor 4 yd run (Gray kick) | |
| | | | 7 plays, 83 yards, TOP 2:41 | 28-0 |
| 2nd | 13:01 | JMU | Sharp 13 yd run (Gray kick) | |
| | | | 1 play, 13 yards, TOP 0:06 | 35-0 |
| | 09:56 | JMU | Woods 12 yd run (Gray kick) | |
| | | | 5 plays, 62 yards, TOP 1:50 | 42-0 |
| | 07:40 | JMU | Schor 17 yd run (Gray kick) | |
| | | | 3 plays, 14 yards, TOP 0:54 | 49-0 |
| | 03:46 | MOR | Jones 1 yd run (Ward kick) | |
| | | | 12 plays, 83 yards, TOP 3:49 | 49-7 |
| | 00:04 | JMU | Gray 28 yd field goal | |
| | | | 12 plays, 54 yards, TOP 3:42 | 52-7 |
| 3rd | 11:15 | JMU | Johnson 2 yd run (Gray kick) | |
| | | | 5 plays, 41 yards, TOP 1:56 | 59-7 |
| | 08:46 | JMU | Davis 76 yd punt return (Gray kick) | |
| | | | | 66-7 |
| | 03:01 | JMU | Woods 6 yd run (Gray kick) | |
| | | | 11 plays, 61 yards, TOP 4:21 | 73-7 |
| 4th | 11:17 | JMU | Woods 14 yd run (Gray kick) | |
| | | | 8 plays, 51 yards, TOP 3:18 | 80-7 |

#12 Dukes Tally Program-Record 80 Points in Opener

HARRISONBURG, Va. – James Madison broke its program record for points scored in a single game, as the 12th-ranked Dukes opened the 2016 football season with an 80-7 victory against Morehead State Saturday evening at Bridgeforth Stadium/Zane Showker Field.

JMU scored a touchdown on each of its first seven drives and produced points on the first 11 drives to mount a massive 73-7 lead after three quarters. The Dukes' final scoring drive, a 14-yard rush by junior running back Taylor Woods, gave them 80 points to break the previous record of 76 points, scored back on Sept. 2, 1995 against Morgan State.

The 73-point triumph was the largest margin of victory as well, surpassing the 16-year old record of 72 (72-0) versus Lock Haven back in 2000. Ten of JMU's 11 touchdowns came on the ground, also a school record, and was one rushing score shy of the FCS record, set by Georgia Southern in 2004.

Junior quarterback Bryan Schor rushed for a game-high 129 yards and three touchdowns, both career highs, while throwing for 109 more on 8-of-11 passing. The Dukes had three players rush for 100 yards, as sophomore Trai Sharp ran for a career-high 110 yards and redshirt junior Cardon Johnson added 104 yards with a pair of scored. Nearing the century was Woods, who produced 89 rushing yards and three touchdowns, both career bests.

Senior safety Raven Greene led the defense with a team-best seven tackle while recovering a fumble and intercepting a pass. Both turnovers later produced JMU scores. Junior safety Marcell Johnson and redshirt sophomore corner Jimmy Moreland also notched interceptions in the win. JMU forced MSU into five turnovers, resulting in 28 points off takeaways. The Dukes limited the Eagles to just 182 yards of total offense, including 57 rushing yards against.

JMU gained 607 yards of total offense on 498 yards rushing and 109 passing. The 498 rushing yards were just three shy of tying the program record. It was, however, JMU's Division I record, surpassing the previous record of 442 against Towson State on Oct. 12, 1991.

The Dukes opened the game scoring four rushing touchdowns, two by Schor, to take a 28-0 lead. The 28 points in the opening 15 was the most scored by JMU in first-quarter history. JMU added three more rushing scores and a Tyler Gray field goal to take a program-best 52-7 advantage into the locker room.

After the break, JMU added three more touchdowns, including a 76-yard punt return by Rashard Davis to take a commanding 73-7 lead after three quarters. Woods capped off his career night by scoring his third touchdown with 11:17 remaining, which gave JMU the program record for points in a game.



| Quickie Statistics (Final) | | Morehead State vs #12 James Madison (Sep 03, 2016 at Harrisonburg, Va.) | |
|----------------------------|--|---|---------|
| | | MOR | JMU |
| Score | | 7 | 80 |
| FIRST DOWNS | | 10 | 34 |
| RUSHES-YARDS (NET) | | 28-57 | 74-498 |
| PASSING YDS (NET) | | 125 | 109 |
| Passes Att-Comp-Int | | 28-15-3 | 13-8-1 |
| TOTAL OFFENSE PLAYS-YARDS | | 56-182 | 87-607 |
| Fumble Returns-Yards | | 0-0 | 0-0 |
| Punt Returns-Yards | | 0-0 | 1-76 |
| Kickoff Returns-Yards | | 10-140 | 0-0 |
| Interception Returns-Yards | | 1-13 | 3-40 |
| Punts (Number-Avg) | | 8-38.5 | 1-41.0 |
| Fumbles-Lost | | 5-2 | 1-0 |
| Penalties-Yards | | 6-45 | 7-60 |
| Possession Time | | 25:57 | 34:03 |
| Third-Down Conversions | | 2 of 13 | 9 of 11 |
| Fourth-Down Conversions | | 0 of 0 | 0 of 0 |
| Red-Zone Scores-Chances | | 1-1 | 11-11 |
| Morehead State | | | |
| Rushing | No. Gain Loss | Net TD | Lg Avg |
| Lawrence Jones | 11 55 7 | 48 0 | 14 4.4 |
| Ryan Watkins | 9 25 0 | 25 0 | 7 2.8 |
| Trevor Jones | 4 6 0 | 6 1 | 2 1.5 |
| Austin Gahafer | 4 0 22 | -22 0 | 0 -5.5 |
| Passing | C-A-I | Yds TD Long Sack | |
| Austin Gahafer | 15-27-2 | 125 0 | 27 0 |
| Jack Sherry | 0-1-1 | 0 0 | 0 0 |
| Receiving | No. Yards TD Long | | |
| Jake Raymond | 6 54 0 | 27 | |
| Marcus Floyd | 2 17 0 | 12 | |
| Christian Robins | 2 15 0 | 9 | |
| Darius Pritchett | 1 15 0 | 15 | |
| Punting | No. Yds Avg Long In20 TB | | |
| Pat Disalvio | 7 291 41.6 | 57 1 | 0 |
| TEAM | 1 17 17.0 | 17 0 | 0 |
| Punt Returns | No. Yards TD Long | | |
| Christian Robins | 5 60 0 | 18 | |
| Trevor Jones | 3 46 0 | 18 | |
| Kick Returns | No. Yards TD Long | | |
| Christian Robins | 5 60 0 | 18 | |
| Trevor Jones | 3 46 0 | 18 | |
| Tackles | UA-A Total Sacks TFL | | |
| Sayyid Kanu | 5-4 9 | 0.0 0.0 | |
| Dominic Iori | 3-6 9 | 0.0 0.0 | |
| James Madison | | | |
| Rushing | No. Gain Loss | Net TD | Lg Avg |
| Bryan Schor | 10 136 7 | 129 3 | 63 12.9 |
| Trai Sharp | 15 110 0 | 110 1 | 25 7.3 |
| Cardon Johnson | 19 104 0 | 104 2 | 17 5.5 |
| Taylor Woods | 15 95 6 | 89 3 | 15 5.9 |
| Passing | C-A-I | Yds TD Long Sack | |
| Bryan Schor | 8-11-0 | 109 0 | 37 1 |
| Connor Mitch | 0-2-1 | 0 0 | 0 0 |
| Receiving | No. Yards TD Long | | |
| Rashard Davis | 3 40 0 | 21 | |
| Brandon Ravenel | 2 18 0 | 15 | |
| Jonathan Kloosterman | 2 14 0 | 8 | |
| Domo Teylerman | 1 37 0 | 37 | |
| Punting | No. Yds Avg Long In20 TB | | |
| Gunnar Kane | 1 41 41.0 | 41 1 | 0 |
| Punt Returns | No. Yards TD Long | | |
| Rashard Davis | 1 76 1 | 76 | |
| Kick Returns | No. Yards TD Long | | |
| Rashard Davis | 1 76 1 | 76 | |
| Tackles | UA-A Total Sacks TFL | | |
| Raven Greene | 5-4 9 | 0.0 0.0 | |
| Andrew Ankrh | 1-5 6 | 0.0 0.0 | |
| Qtr Time Scoring Play | | | V-H |
| 1st 10:35 | JMU - Khalid Abdullah 1 yd run (Tyler Gray kick), 12-65 4:25 | | 0 - 7 |
| 08:21 | JMU - Cardon Johnson 1 yd run (Tyler Gray kick), 5-66 1:16 | | 0 - 14 |
| 06:53 | JMU - Bryan Schor 1 yd run (Tyler Gray kick), 3-14 0:46 | | 0 - 21 |
| 00:52 | JMU - Bryan Schor 4 yd run (Tyler Gray kick), 7-83 2:41 | | 0 - 28 |
| 2nd 13:01 | JMU - Trai Sharp 13 yd run (Tyler Gray kick), 1-13 0:06 | | 0 - 35 |
| 09:56 | JMU - Taylor Woods 12 yd run (Tyler Gray kick), 5-62 1:50 | | 0 - 42 |
| 07:40 | JMU - Bryan Schor 17 yd run (Tyler Gray kick), 3-14 0:54 | | 0 - 49 |
| 03:46 | MOR - Trevor Jones 1 yd run (Matt Ward kick), 12-83 3:49 | | 7 - 49 |
| 00:04 | JMU - Tyler Gray 28 yd field goal, 12-54 3:42 | | 7 - 52 |
| 3rd 11:15 | JMU - Cardon Johnson 2 yd run (Tyler Gray kick), 5-41 1:56 | | 7 - 59 |
| 08:46 | JMU - Rashard Davis 76 yd punt return (Tyler Gray kick) | | 7 - 66 |
| 03:01 | JMU - Taylor Woods 6 yd run (Tyler Gray kick), 11-61 4:21 | | 7 - 73 |
| 4th 11:17 | JMU - Taylor Woods 14 yd run (Tyler Gray kick), 8-51 3:18 | | 7 - 80 |

2016 GAME SUMMARIES

Game #2: #12 James Madison 56, CCSU 21

| | 1 | 2 | 3 | 4 | Score |
|---------------|----|----|----|----|-------|
| CCSU | 0 | 7 | 14 | 0 | 21 |
| JAMES MADISON | 21 | 14 | 7 | 14 | 56 |

Sept. 10, 2016 | Bridgeforth Stadium | Harrisonburg, Va. | Attendance: 20,636

SCORING SUMMARY

| | | | | |
|-----|-------|------|--|-------|
| 1st | 12:34 | JMU | Taylor 21 yd pass from Schor (Gray kick) | |
| | | | 6 plays, 75 yards, TOP 2:26 | 7-0 |
| | 06:57 | JMU | Abdullah 11 yd pass from Schor (Gray kick) | |
| | | | 8 plays, 64 yards, TOP 3:49 | 14-0 |
| | 01:25 | JMU | Johnson 2 yd run (Gray kick) | |
| | | | 9 plays, 54 yards, TOP 4:00 | 21-0 |
| 2nd | 12:41 | CCSU | Smith 4 yd pass from Dolegala (Groth kick) | |
| | | | 8 plays, 84 yards, TOP 3:38 | 21-7 |
| | 06:29 | JMU | Ravenel 3 yd pass from Schor (Gray kick) | |
| | | | 13 plays, 74 yards, TOP 6:06 | 28-7 |
| | 01:47 | JMU | Abdullah 10 yd run (Gray kick) | |
| | | | 8 plays, 67 yards, TOP 3:06 | 35-7 |
| 3rd | 11:35 | JMU | Davis 75 yd punt return (Gray kick) | |
| | | | | 42-7 |
| | 06:46 | CCSU | Fields 17 yd pass from Dolegala (Groth kick) | |
| | | | 10 plays, 80 yards, TOP 4:45 | 42-14 |
| | 01:22 | CCSU | Brown 15 yd interception (Groth kick) | |
| | | | | 42-21 |
| 4th | 13:58 | JMU | Johnson 2 yd run (Gray kick) | |
| | | | 8 plays, 75 yards, TOP 2:24 | 49-21 |
| | 05:44 | JMU | Miller 56 yd punt return (Gray kick) | |
| | | | | 56-21 |

#12 Dukes Top CCSU 56-21 To Improve To 2-0

HARRISONBURG, Va. – James Madison football continued its record-breaking offensive performance as the 12th-ranked Dukes topped Central Connecticut State 56-21 on Saturday evening at Bridgeforth Stadium/Zane Showker Field.

Scoring 136 points over the first two games of the season, JMU set a new program record for points scored over a two-game span, topping the previous record of 118 set between the Dukes' 2015 FCS playoff loss to Colgate and the 2016 record-breaking season opener against Morehead State.

JMU had a pair of running backs eclipse the century mark as redshirt junior Cardon Johnson rushed for a game-high 121 yards on 16 carries with two touchdowns. Senior Khalid Abdullah racked up 113 yards over 18 carries for a touchdown while also adding an 11-yard touchdown reception. Johnson went over 100 for the second straight game and sixth time of his career, while Abdullah, who became the 14th Duke in program history to run for over 2,000 career yards, hit 100 in a game for the fifth time at JMU.

JMU scored a touchdown on each of its first five drives to mount a 35-7 lead at halftime. The Dukes tacked on 21 additional points in the second half, which included back-to-back punt returns for touchdowns by senior wide receiver Rashard Davis and junior wide receiver John Miller. The two returns for scores tied the Dukes' single-game record for punt returns, originally set against Virginia back in 1983.

Junior quarterback Bryan Schor sparked the Dukes to a 21-0 lead with a pair of first-quarter touchdown passes as JMU outgained the Blue Devils 193-61 in the opening stanza. Schor opened Saturday's contest 12-for-12 and had a career-high three passing touchdowns by the break. The Milford, Pa., native closed the night 17-for-21 for 205 yards, three touchdowns and one interception, while adding 33 rushing yards on six carries.

CCSU closed the gap in the third quarter with two touchdowns, including a 15-yard Schor interception return by Najae Brown for a score. The Dukes capped the fourth quarter with two scores, including Miller's 56-yard punt return. With Davis and Miller's returns, JMU has punt returns for touchdowns in back-to-back games for the first time since the 2008 season and has scored on all three returns this year.

Defensively, JMU was led by junior linebacker Brandon Hereford, who racked up a 12 tackles (seven solo) with two tackles for loss. Sophomore linebacker Dimitri Holloway added eight tackles. The JMU defense limited CCSU offense to 224 total yards, while holding it to 3-for-15 on third downs. JMU outgained CCSU by nearly 300 yards after rushing for 312 yards on 55 carries, averaging 5.7 per run.



Quickie Statistics (Final)

Central Connecticut vs #15 James Madison (Aug 31, 2013 at Harrisonburg, Va.)

| | CCSU | JMU |
|----------------------------|---------|---------|
| Score | 14 | 38 |
| FIRST DOWNS | 15 | 17 |
| RUSHING-YARDS (NET) | 44-129 | 43-247 |
| PASSING YDS (NET) | 132 | 115 |
| Passes Att-Comp-Int | 26-11-2 | 21-10-0 |
| TOTAL OFFENSE PLAYS-YARDS | 70-261 | 64-362 |
| Fumble Returns-Yards | 1-7 | 0-0 |
| Punt Returns-Yards | 2-21 | 2-63 |
| Kickoff Returns-Yards | 4-104 | 3-82 |
| Interception Returns-Yards | 0-0 | 2-36 |
| Runs (Number-Avg) | 8-34.8 | 4-41.5 |
| Fumbles-Lost | 2-0 | 3-2 |
| Penalties-Yards | 6-60 | 7-70 |
| Possession Time | 36:46 | 23:14 |
| Third-Down Conversions | 8 of 20 | 4 of 10 |
| Fourth-Down Conversions | 1 of 2 | 0 of 0 |
| Red-Zone Scores-Chances | 2-2 | 4-4 |

Central Connecticut

| Ranking | No. | Gain | Loss | Net | TD | Lg | Avg |
|-----------------|-----|------|------|-----|----|----|------|
| Rob Holloman | 27 | 72 | 6 | 66 | 0 | 8 | 2.4 |
| Darius Lee | 12 | 56 | 0 | 56 | 0 | 30 | 4.7 |
| Chris Linares | 1 | 10 | 0 | 10 | 0 | 10 | 10.0 |
| Andrew Clements | 1 | 4 | 0 | 4 | 0 | 4 | 4.0 |

| Passing | C-A-T | Yds | TD | Long | Sack |
|-----------------|---------|-----|----|------|------|
| Andrew Clements | 10-24-2 | 127 | 1 | 35 | 0 |
| TEAM | 0-1-0 | 0 | 0 | 0 | 0 |

| Receiving | No. | Yards | TD | Long |
|----------------|-----|-------|----|------|
| Tyrell Holmes | 4 | 60 | 1 | 35 |
| Denzell Jones | 2 | 27 | 1 | 14 |
| Scott Benzling | 1 | 29 | 0 | 29 |
| Watt Braddock | 1 | 15 | 0 | 15 |

| Punting | No. | Yds | Avg | Long | Int | TD |
|----------|-----|-----|------|------|-----|----|
| Ed Groth | 8 | 278 | 34.8 | 40 | 4 | 0 |

| Punt Returns | No. | Yards | TD | Long |
|----------------|-----|-------|----|------|
| Nick Bacarella | 2 | 21 | 0 | 14 |

| Kick Returns | No. | Yards | TD | Long |
|------------------|-----|-------|----|------|
| Nick Bacarella | 2 | 35 | 0 | 18 |
| Aaron Bernardino | 1 | 17 | 0 | 17 |

| Tackles | UA-A | Total | Sacks | TFL |
|----------------|------|-------|-------|-----|
| Josh Abaze | 3-4 | 7 | 0.0 | 0.5 |
| David Reese | 2-5 | 7 | 0.0 | 0.5 |
| Antwanne Reese | 2-5 | 5 | 0.0 | 0.0 |
| Elijah Yopp | 1-4 | 5 | 0.0 | 0.0 |

James Madison

| Ranking | No. | Gain | Loss | Net | TD | Lg | Avg |
|------------------|-----|------|------|-----|----|----|-----|
| Dae'Quan Scott | 15 | 122 | 2 | 120 | 0 | 42 | 8.0 |
| Michael Birdsong | 9 | 55 | 0 | 55 | 2 | 13 | 6.1 |
| Jourdan Latney | 5 | 33 | 0 | 33 | 0 | 14 | 6.6 |
| Jairaud Lambert | 11 | 33 | 5 | 28 | 0 | 7 | 2.5 |

| Passing | C-A-T | Yds | TD | Long | Sack |
|------------------|---------|-----|----|------|------|
| Michael Birdsong | 10-18-0 | 115 | 1 | 35 | 0 |
| Daniel Schiele | 0-3-0 | 0 | 0 | 0 | 0 |

| Receiving | No. | Yards | TD | Long |
|-----------------|-----|-------|----|------|
| Arlandis Harvey | 2 | 32 | 0 | 35 |
| Deane Cheatham | 2 | 21 | 1 | 11 |
| Rushard Davis | 1 | 19 | 0 | 19 |
| Dae'Quan Scott | 1 | 14 | 0 | 14 |

| Punting | No. | Yds | Avg | Long | Int | TD |
|----------------|-----|-----|------|------|-----|----|
| Cameron Arnone | 4 | 166 | 41.5 | 52 | 1 | 0 |

| Punt Returns | No. | Yards | TD | Long |
|----------------|-----|-------|----|------|
| Dae'Quan Scott | 2 | 63 | 1 | 34 |

| Kick Returns | No. | Yards | TD | Long |
|-----------------|-----|-------|----|------|
| Dae'Andre Smith | 2 | 62 | 0 | 42 |
| Dejon Simmons | 1 | 20 | 0 | 20 |

| Tackles | UA-A | Total | Sacks | TFL |
|-------------------|------|-------|-------|-----|
| Stephen Robertson | 2-10 | 12 | 0.0 | 0.0 |
| Gage Steele | 1-11 | 12 | 0.0 | 0.5 |
| Jeremiah Wilkin | 2-6 | 8 | 0.0 | 0.0 |
| Dean Marlowe | 2-5 | 7 | 0.0 | 0.5 |

| Qtr | Time | Score | Play | Yds |
|-----|-------|---|---------|-----|
| 1st | 11:50 | JMU - Michael Birdsong 1 yd run (Cameron Starke kick), 9-75 3:10 | 0 - 7 | |
| | 00:43 | JMU - Michael Birdsong 6 yd run (Quintin Hunter rush failed), 8-47 2:58 | 0 - 13 | |
| 2nd | 03:03 | CCSU - Denzell Jones 14 yd pass from Andrew Clements (Steven Collier kick), 12-71 5:36 | 7 - 13 | |
| | 00:42 | JMU - Deane Cheatham 3 yd pass from Michael Birdsong (Michael Birdsong rush), 8-45 2:21 | 7 - 21 | |
| 3rd | 13:16 | JMU - Dae'Quan Scott 34 yd punt return (Cameron Starke kick) | 7 - 28 | |
| | 09:56 | JMU - Cameron Starke 18 yd field goal, 4-3 1:23 | 7 - 31 | |
| | 08:51 | JMU - Taylor Reynolds 31 yd interception return (Cameron Starke kick) | 7 - 38 | |
| 4th | 05:12 | CCSU - Tyrell Holmes 5 yd pass from Nick SanGiacomo (Steven Collier kick), 9-25 2:21 | 14 - 38 | |

2016 GAME SUMMARIES

Game #3: UNC 56, #11 James Madison 28

| | 1 | 2 | 3 | 4 | Score |
|----------------|----|----|----|---|-------|
| JAMES MADISON | 21 | 0 | 7 | 0 | 28 |
| NORTH CAROLINA | 14 | 21 | 14 | 7 | 56 |

Sept. 17, 2016 | Kenan Stadium | Chapel Hill, N.C. | Attendance: 56,000

SCORING SUMMARY

| | | | | |
|-----|-------|-----|--|-------|
| 1st | 11:12 | JMU | Abdullah 1 yd run (Gray kick) | |
| | | | 9 plays, 82 yards, TOP 3:48 | 7-0 |
| | 08:19 | UNC | Logan 6 yd run (Weiler kick) | |
| | | | 8 plays, 75 yards, TOP 2:53 | 7-7 |
| | 03:44 | JMU | Abdullah 1 yd run (Gray kick) | |
| | | | 11 plays, 75 yards, TOP 4:35 | 14-7 |
| | 03:33 | UNC | Switzer 75 yd pass from Trubisky (Weiler kick) | |
| | | | 1 play, 75 yards, TOP 0:11 | 14-14 |
| | 02:03 | JMU | Johnson 68 yd pass from Schor (Gray kick) | |
| | | | 3 plays, 75 yards, TOP 1:30 | 21-14 |
| 2nd | 14:49 | UNC | Hood 3 yd run (Weiler kick) | |
| | | | 7 plays, 82 yards, TOP 2:08 | 21-21 |
| | 10:52 | UNC | Hollins 71 yd pass from Trubisky (Weiler kick) | |
| | | | 4 plays, 82 yards, TOP 1:43 | 21-28 |
| | 01:20 | UNC | Howard 12 yd pass from Trubisky (Weiler kick) | |
| | | | 10 plays, 77 yards, TOP 4:32 | 21-35 |
| 3rd | 11:15 | UNC | Hood 15 yd run (Weiler kick) | |
| | | | 9 plays, 72 yards, TOP 3:37 | 21-42 |
| | 05:53 | JMU | Schor 3 yd run (Gray kick) | |
| | | | 13 plays, 75 yards, TOP 5:22 | 28-42 |
| | 03:01 | UNC | Logan 7 yd run (Weiler kick) | |
| | | | 8 plays, 72 yards, TOP 2:47 | 28-49 |
| 4th | 11:56 | UNC | Logan 5 yd run (Weiler kick) | |
| | | | 10 plays, 91 yards, TOP 3:46 | 28-56 |

First-Quarter Surge Not Enough For Dukes In 56-28 Loss At UNC

CHAPEL HILL, N.C. – James Madison football's offense got out to a fast start, scoring touchdowns on its first three possessions, but was unable to stay with North Carolina, falling 56-28 in the non-conference finale on Saturday afternoon at Kenan Stadium.

The loss, the first of the season for the 11th-ranked Dukes, dropped them to 2-1 this season, while the Tar Heels improved to 2-1. UNC also moved to 3-0 all-time in the series.

Senior running back Khalid Abdullah rushed for a game-high 116 yards and two touchdowns, as he moved into a tie for ninth on JMU's all-time rushing touchdown list (23). He led all players with 154 all-purpose yards, adding a pair of receptions for 38 yards. Junior quarterback Bryan Schor finished 14-for-22 for 218 yards and a touchdown, both in the air and on the ground.

Redshirt junior running back Cardon Johnson tallied 140 all-purpose yards, with 72 rushing and a 68 on a single touchdown reception. Senior Domo Taylor led the receiving corps with a career-high six receptions for 66 yards. The Dukes gained 495 yards of total offense, rushing for 209 yards and passing for 286 more.

The first quarter was nothing short of offensive fireworks as JMU reeled off 222 yards of total offense to take a 21-14 lead. Abdullah scored both of his touchdowns and ran for 62 yards in the opening 15 to pace the offense. The Dukes moved the ball 82 yards on nine plays during the initial possession, with Abdullah's first score giving JMU the early 7-0 lead. After UNC answered back with a touchdown, JMU recaptured the lead at 14-7 when Abdullah punched his second in from a yard out to cap off an 11-play, 75-yard drive with 3:44 to go in the quarter.

UNC answered again, but only three plays later, Schor found a wide-open Johnson in the flats for a 68-yard touchdown. It was a career-long pass and catch for both Schor and Johnson. UNC produced back-to-back touchdowns to take its first lead at 28-21 and later grabbed a 35-21 advantage at halftime. JMU scored on its first drive of the second half, a Schor three-yard touchdown run, to trim the deficit to 42-28, but it would be the closest JMU would get as Carolina added two more scores in the home-opening win for the Heels.

Mitch Trubisky passed for a career-high 432 yards and three touchdowns while Elijah Hood rushed for 106 yards and two scores. T.J. Logan also had three runs for touchdowns, while Ryan Switzer made five catches for 101 yards and a score.

KHALID RUNS WILD

For the second consecutive game and for the sixth time in his career, Khalid Abdullah surpassed the century mark, rushing for 116 yards on 18 carries, averaging 6.4 yards per touch. He also scored two rushing scores against the Tar Heels, moving him into a tie for ninth place on JMU's all-time rushing touchdowns list, with 23, tying Ron Stith (1973-76).



Quickie Statistics (Final)

James Madison vs North Carolina (Sep 17, 2016 at Chapel Hill, NC)



| | JMU | NC |
|----------------------------|---------|---------|
| Score | 28 | 56 |
| FIRST DOWNS | 28 | 30 |
| RUSHES-YARDS (NET) | 50-209 | 32-173 |
| PASSING YDS (NET) | 286 | 462 |
| Passes Att-Comp-Int | 36-22-0 | 33-29-0 |
| TOTAL OFFENSE PLAYS-YARDS | 86-495 | 65-635 |
| Fumble Returns-Yards | 0-0 | 0-0 |
| Punt Returns-Yards | 0-0 | 1-13 |
| Kickoff Returns-Yards | 4-87 | 3-66 |
| Interception Returns-Yards | 0-0 | 0-0 |
| Punts (Number-Avg) | 4-45.0 | 1-41.0 |
| Fumbles-Lost | 0-0 | 1-1 |
| Penalties-Yards | 7-55 | 10-110 |
| Possession Time | 34:43 | 25:17 |
| Third-Down Conversions | 7 of 16 | 7 of 8 |
| Fourth-Down Conversions | 2 of 3 | 0 of 0 |
| Red-Zone Scores-Chances | 3-5 | 6-6 |

James Madison

| Rushing | No. | Gain | Loss | Net | TD | Lg | Avg |
|-----------------|-----|------|------|-----|----|----|-----|
| Khalid Abdullah | 18 | 116 | 0 | 116 | 2 | 27 | 6.4 |
| Cardon Johnson | 15 | 76 | 4 | 72 | 0 | 14 | 4.8 |
| Taylor Woods | 6 | 16 | 3 | 13 | 0 | 7 | 2.2 |
| Trai Sharp | 4 | 8 | 0 | 8 | 0 | 4 | 2.0 |

| Passing | C-A-I | Yds | TD | Long | Sack |
|--------------|---------|-----|----|------|------|
| Bryan Schor | 14-22-0 | 218 | 1 | 68 | 3 |
| Connor Mitch | 8-14-0 | 68 | 0 | 14 | 0 |

| Receiving | No. | Yards | TD | Long |
|-----------------|-----|-------|----|------|
| Domo Taylor | 6 | 66 | 0 | 14 |
| Rashard Davis | 3 | 32 | 0 | 19 |
| Terrence Ails | 3 | 23 | 0 | 12 |
| Khalid Abdullah | 2 | 38 | 0 | 27 |

| Punting | No. | Yds | Avg | Long | In20 | TB |
|-------------|-----|-----|------|------|------|----|
| Gunnar Kane | 4 | 180 | 45.0 | 57 | 3 | 1 |

| Punt Returns | No. | Yards | TD | Long |
|--------------|-----|-------|----|------|
| | | | | |

| Kick Returns | No. | Yards | TD | Long |
|-----------------|-----|-------|----|------|
| Brandon Ravenel | 2 | 41 | 0 | 23 |
| Charles Tutt | 2 | 46 | 0 | 28 |

| Tackles | UA-A | Total | Sacks | TFL |
|------------------|------|-------|-------|-----|
| Brandon Hereford | 10-1 | 11 | 0.0 | 1.0 |
| Jimmy Moreland | 6-1 | 7 | 0.0 | 0.0 |

North Carolina

| Rushing | No. | Gain | Loss | Net | TD | Lg | Avg |
|-------------|-----|------|------|-----|----|----|-----|
| Hood, E | 18 | 106 | 0 | 106 | 2 | 23 | 5.9 |
| Logan, T | 9 | 41 | 0 | 41 | 3 | 7 | 4.6 |
| Trubisky, M | 5 | 26 | 0 | 26 | 0 | 14 | 5.2 |

| Passing | C-A-I | Yds | TD | Long | Sack |
|-------------|---------|-----|----|------|------|
| Trubisky, M | 24-27-0 | 432 | 3 | 75 | 0 |
| Elliott, N | 5-6-0 | 30 | 0 | 20 | 0 |

| Receiving | No. | Yards | TD | Long |
|------------|-----|-------|----|------|
| Switzer, R | 5 | 101 | 1 | 75 |
| Proehl, A | 5 | 82 | 0 | 23 |
| Jackson, T | 4 | 22 | 0 | 10 |
| Hollins, M | 3 | 94 | 1 | 71 |

| Punting | No. | Yds | Avg | Long | In20 | TB |
|------------|-----|-----|------|------|------|----|
| Sheldon, T | 1 | 41 | 41.0 | 41 | 1 | 0 |

| Punt Returns | No. | Yards | TD | Long |
|--------------|-----|-------|----|------|
| Switzer, R | 1 | 13 | 0 | 13 |

| Kick Returns | No. | Yards | TD | Long |
|--------------|-----|-------|----|------|
| Logan, T | 3 | 66 | 0 | 24 |

| Tackles | UA-A | Total | Sacks | TFL |
|------------|------|-------|-------|-----|
| Collins, C | 5-5 | 10 | 0.0 | 2.0 |
| Miles, D | 3-6 | 9 | 0.0 | 0.0 |

| Qtr | Time | Scoring Play | V-H |
|-----|-------|---|-------|
| 1st | 11:12 | JMU - Khalid Abdullah 1 yd run (Tyler Gray kick), 9-82 3:48 | 7-0 |
| | 08:19 | NC - Logan, T 6 yd run (Weiler, N kick), 8-75 2:53 | 7-7 |
| | 03:44 | JMU - Khalid Abdullah 1 yd run (Tyler Gray kick), 11-75 4:35 | 14-7 |
| | 03:33 | NC - Switzer, R 75 yd pass from Trubisky, M (Weiler, N kick), 1-75 0:11 | 14-14 |
| | 02:03 | JMU - Cardon Johnson 68 yd pass from Bryan Schor (Tyler Gray kick), 3-75 1:30 | 21-14 |
| 2nd | 14:49 | NC - Hood, E 3 yd run (Weiler, N kick), 7-82 2:08 | 21-21 |
| | 10:52 | NC - Hollins, M 71 yd pass from Trubisky, M (Weiler, N kick), 4-82 1:43 | 21-28 |
| | 01:20 | NC - Howard, B 12 yd pass from Trubisky, M (Weiler, N kick), 10-77 4:32 | 21-35 |
| 3rd | 11:15 | NC - Hood, E 15 yd run (Weiler, N kick), 9-72 3:37 | 21-42 |
| | 05:53 | JMU - Bryan Schor 3 yd run (Tyler Gray kick), 13-75 5:22 | 28-42 |
| | 03:01 | NC - Logan, T 7 yd run (Weiler, N kick), 8-72 2:47 | 28-49 |
| 4th | 11:56 | NC - Logan, T 5 yd run (Weiler, N kick), 10-91 3:46 | 28-56 |

2016 GAME SUMMARIES

Game #4: #11 James Madison 31, Maine 20

| | 1 | 2 | 3 | 4 | Score |
|---------------|---|----|---|----|-------|
| JAMES MADISON | 7 | 3 | 7 | 14 | 31 |
| MAINE | 0 | 13 | 7 | 0 | 20 |

Sept. 24, 2016 | Alford Stadium | Orono, Maine | Attendance: 8,786

SCORING SUMMARY

| | | | | |
|-----|-------|-------|--|-------|
| 1st | 11:31 | JMU | Abdullah 3 yd run (Gray kick) | |
| | | | 8 plays, 69 yards, TOP 3:23 | 7-0 |
| 2nd | 14:17 | MAINE | Edwards 23 yd run (Collins pass failed) | |
| | | | 6 plays, 80 yards, TOP 2:37 | 7-6 |
| | 09:51 | JMU | Gray 31 yd field goal | |
| | | | 10 plays, 52 yards, TOP 4:18 | 10-6 |
| | 02:28 | MAINE | Beckford 2 yd run (Leonard kick) | |
| | | | 5 plays, 75 yards, TOP 1:41 | 10-13 |
| 3rd | 13:09 | JMU | Abdullah 85 yd run (Gray kick) | |
| | | | 3 plays, 92 yards, TOP 1:33 | 17-13 |
| | 09:59 | MAINE | Davis-Ray 3 yd run (Leonard kick) | |
| | | | 8 plays, 75 yards, TOP 3:10 | 17-20 |
| 4th | 13:14 | JMU | Miller 19 yd pass from Schor (Gray kick) | |
| | | | 9 plays, 67 yards, TOP 3:41 | 24-20 |
| | 09:44 | JMU | Johnson 52 yd run (Gray kick) | |
| | | | 1 play, 52 yards, TOP 0:09 | 31-20 |

Second-Half Surge Lifts #11 Dukes Over Maine, 31-20

ORONO, Maine – Running backs Khalid Abdullah and Cardon Johnson combined for 282 rushing yards and three touchdowns to lead 11th-ranked James Madison (3-1, 1-0 CAA) to a 31-20 comeback victory at Maine (0-3, 0-1) to open Colonial Athletic Association Football play on Saturday afternoon at Alford Stadium.

Trailing 13-10 at the break, the defense produced four sacks and three interceptions, allowing JMU to outscore the Black Bears 21-7 over the final 30 minutes, including a 14-0 ledger in the fourth quarter. JMU limited UM to just 120 yards of total offense in the second half.

Abdullah, a senior, rushed for a career-high 172 yards and two touchdowns while Johnson, a redshirt junior, joined him over the century mark with 110 yards and a score. The rushing attack produced a pair of scoring plays over 50 yards, including an 85 yarder by Abdullah in the third. Junior quarterback Bryan Schor also passed 11-for-22 for 137 yards and a touchdown. Junior receiver John Miller made five catches for 55 yards and a touchdown, while senior Brandon Ravenel reeled in three receptions for a team-best 58 yards, which including a long of 34.

Defensively, junior linebacker Brandon Hereford had a team-best nine tackles while redshirt sophomore cornerback Jimmy Moreland and redshirt junior Simeyon Robinson each had seven stops. Robinson led the charge up front, with a career-best 4.5 tackles for loss, including 1.5 sacks. Robinson's tackle-for-loss total was the most since Stephon Robertson had 5.0 for loss on Oct. 26, 2013. The Dukes forced four second-half turnovers, three by way of interceptions and a turnover-on-downs after JMU had three consecutive sacks.

Down 13-10 entering the second half, redshirt junior corner Jordan Brown intercepted a pass deep downfield on the first play of the third quarter. Three plays later, Abdullah found a hole in the middle and ran 85 yards, a career long, for the touchdown. The fifth-longest run in JMU history put JMU ahead 17-13.

Maine regained the lead on the ensuing drive, but JMU took it back early in the fourth when Schor found a wide-open John Miller over the middle for a 19-yard touchdown pass to make it 24-20. Later in the fourth, senior safety Raven Greene made a one-handed interception to set up JMU near midfield. On the next play, Johnson scampered 52 yards for the score to close the scoring. Maine moved the ball on the next drive but JMU put the game away with three straight sacks to give the ball back to the Dukes.

QUOTING COACH HOUSTON

"Everybody knows in this conference there are no easy wins at all, especially on the road. To be able to come here and get the victory today is a significant achievement for our group."

SECONDARY PARAMOUNT IN ROAD WIN

JMU thwarted two Maine drives in the third quarter, thanks to the secondary. On the initial play of the second half Jordan Brown intercepted a deep pass, leading to a JMU touchdown three plays later. Later in the third, Rashad Robinson picked off his second career pass to keep it a three-point game. Raven Greene made a spectacular one-handed pick in the fourth quarter, leading to a Duke touchdown on the following offensive play.



Quickie Statistics (Final)

#11 James Madison vs Maine (Sep 24, 2016 at Orono, Maine)



| | JMU | MAINE |
|----------------------------|---------|---------|
| Score | 31 | 20 |
| FIRST DOWNS | 20 | 18 |
| RUSHES-YARDS (NET) | 47-293 | 36-103 |
| PASSING YDS (NET) | 137 | 238 |
| Passes Att-Comp-Int | 22-12-1 | 22-13-3 |
| TOTAL OFFENSE PLAYS-YARDS | 69-430 | 58-341 |
| Fumble Returns-Yards | 0-0 | 0-0 |
| Punt Returns-Yards | 2-24 | 2-6 |
| Kickoff Returns-Yards | 4-84 | 5-112 |
| Interception Returns-Yards | 3-28 | 1-0 |
| Punts (Number-Avg) | 6-33.8 | 4-49.2 |
| Fumbles-Lost | 1-0 | 0-0 |
| Penalties-Yards | 6-55 | 6-75 |
| Possession Time | 31:25 | 28:35 |
| Third-Down Conversions | 4 of 14 | 2 of 9 |
| Fourth-Down Conversions | 2 of 2 | 0 of 2 |
| Red-Zone Scores-Chances | 3-5 | 2-2 |

James Madison

| Rushing | No. | Gain | Loss | Net | TD | Lg | Avg |
|-----------------|-----|------|------|-----|----|----|-----|
| Khalid Abdullah | 22 | 174 | 2 | 172 | 2 | 85 | 7.8 |
| Cardon Johnson | 13 | 110 | 0 | 110 | 1 | 52 | 8.5 |
| Bryan Schor | 11 | 30 | 20 | 10 | 0 | 7 | 0.9 |
| Brandon Ravenel | 1 | 1 | 0 | 1 | 0 | 1 | 1.0 |

| Passing | C-A-I | Yds | TD | Long | Sack |
|-------------|---------|-----|----|------|------|
| Bryan Schor | 12-22-1 | 137 | 1 | 34 | 3 |

| Receiving | No. | Yards | TD | Long |
|-----------------|-----|-------|----|------|
| John Miller | 5 | 55 | 1 | 23 |
| Brandon Ravenel | 3 | 58 | 0 | 34 |
| Terrence Alls | 2 | 13 | 0 | 9 |
| Domo Taylor | 1 | 6 | 0 | 6 |

| Punting | No. | Yds | Avg | Long | In20 | TB |
|-------------|-----|-----|------|------|------|----|
| Gunnar Kane | 5 | 173 | 34.6 | 50 | 1 | 0 |
| Bryan Schor | 1 | 30 | 30.0 | 30 | 1 | 0 |

| Punt Returns | No. | Yards | TD | Long |
|---------------|-----|-------|----|------|
| Rashard Davis | 2 | 24 | 0 | 20 |

| Kick Returns | No. | Yards | TD | Long |
|---------------|-----|-------|----|------|
| Robbie Walker | 4 | 84 | 0 | 29 |

| Tackles | UA-A | Total | Sacks | TFL |
|------------------|------|-------|-------|-----|
| Brandon Hereford | 7-2 | 9 | 1.0 | 1.5 |
| Jimmy Moreland | 5-2 | 7 | 0.0 | 0.0 |
| Simeyon Robinson | 3-4 | 7 | 1.5 | 4.5 |
| Dimitri Holloway | 2-4 | 6 | 0.0 | 0.0 |

Maine

| Rushing | No. | Gain | Loss | Net | TD | Lg | Avg |
|-----------------|-----|------|------|-----|----|----|------|
| Davis-Ray, Dari | 10 | 52 | 5 | 47 | 1 | 17 | 4.7 |
| Williams, Zaire | 11 | 41 | 6 | 35 | 0 | 18 | 3.2 |
| Beckford, Nigel | 8 | 29 | 2 | 27 | 1 | 9 | 3.4 |
| Edwards, Earnes | 1 | 23 | 0 | 23 | 1 | 23 | 23.0 |

| Passing | C-A-I | Yds | TD | Long | Sack |
|--------------|---------|-----|----|------|------|
| Collins, Dan | 13-22-3 | 238 | 0 | 40 | 4 |

| Receiving | No. | Yards | TD | Long |
|-----------------|-----|-------|----|------|
| Wright, Micah | 3 | 84 | 0 | 40 |
| Adams, Marquise | 3 | 44 | 0 | 30 |
| Osumah, Jared | 3 | 43 | 0 | 21 |
| Davis-Ray, Dari | 2 | 33 | 0 | 36 |

| Punting | No. | Yds | Avg | Long | In20 | TB |
|-----------------|-----|-----|------|------|------|----|
| DeMartini, Jame | 4 | 197 | 49.2 | 59 | 0 | 1 |

| Punt Returns | No. | Yards | TD | Long |
|---------------|-----|-------|----|------|
| Wright, Micah | 2 | 6 | 0 | 6 |

| Kick Returns | No. | Yards | TD | Long |
|----------------|-----|-------|----|------|
| Scott, DeAndre | 2 | 81 | 0 | 61 |
| Mack, Josh | 1 | 7 | 0 | 7 |

| Tackles | UA-A | Total | Sacks | TFL |
|-----------------|------|-------|-------|-----|
| Mulumba Tshiman | 6-8 | 14 | 2.0 | 2.0 |
| Sheffield, Ster | 5-4 | 9 | 1.0 | 1.0 |
| Scott, DeAndre | 3-4 | 7 | 0.0 | 0.0 |
| Brown, Austin | 1-6 | 7 | 0.0 | 0.5 |

| Qtr | Time | Scoring Play | V-H |
|-----|-------|--|-------|
| 1st | 11:31 | JMU - Khalid Abdullah 3 yd run (Tyler Gray kick), 8-69 3:23 | 7-0 |
| 2nd | 14:17 | MAINE - Edwards, Earnes 23 yd run (Collins, Dan pass failed), 6-80 2:37 | 7-6 |
| | 09:51 | JMU - Tyler Gray 31 yd field goal, 10-52 4:18 | 10-6 |
| | 02:28 | MAINE - Beckford, Nigel 2 yd run (Leonard, Patric kick), 5-75 1:41 | 10-13 |
| 3rd | 13:09 | JMU - Khalid Abdullah 85 yd run (Tyler Gray kick), 3-92 1:33 | 17-13 |
| | 09:59 | MAINE - Davis-Ray, Dari 3 yd run (Leonard, Patric kick), 8-75 3:10 | 17-20 |
| | 13:14 | JMU - John Miller 19 yd pass from Bryan Schor (Tyler Gray kick), 9-67 3:41 | 24-20 |
| 4th | 09:44 | JMU - Cardon Johnson 52 yd run (Tyler Gray kick), 1-52 0:09 | 31-20 |

2016 GAME SUMMARIES

Game #5: #7 James Madison 43, Delaware 20

| | 1 | 2 | 3 | 4 | Score |
|---------------|---|----|---|----|-------|
| DELAWARE | 0 | 7 | 0 | 13 | 20 |
| JAMES MADISON | 7 | 19 | 7 | 10 | 43 |

Oct. 1, 2016 | Bridgeforth Stadium | Harrisonburg, Va. | Attendance: 25,236

SCORING SUMMARY

| | | | | |
|-----|-------|----------|---|-------|
| 1st | 03:00 | JMU | Schor 7 yd run (Gray kick) | |
| | | | 5 plays, 68 yards, TOP 1:24 | 7-0 |
| 2nd | 14:54 | DELAWARE | Hills 24 yd run (Raggio kick) | |
| | | | 7 plays, 78 yards, TOP 3:00 | 7-7 |
| | 10:47 | JMU | Alls 17 yd pass from Schor (Gray kick) | |
| | | | 10 plays, 75 yards, TOP 4:07 | 14-7 |
| | 06:46 | JMU | Abdullah 8 yd run (Gray kick blocked) | |
| | | | 6 plays, 51 yards, TOP 2:02 | 20-7 |
| | 02:57 | JMU | Schor 9 yd run (Schiele pass failed) | |
| | | | 7 plays, 56 yards, TOP 2:07 | 26-7 |
| 3rd | 06:12 | JMU | Schor 18 yd run (Gray kick) | |
| | | | 6 plays, 98 yards, TOP 2:30 | 33-7 |
| 4th | 14:53 | JMU | Abdullah 41 yd run (Gray kick) | |
| | | | 7 plays, 91 yards, TOP 2:51 | 40-7 |
| | 11:02 | DELAWARE | Randolph 12 yd run (Walker pass failed) | |
| | | | 7 plays, 89 yards, TOP 3:44 | 40-13 |
| | 06:11 | JMU | Gray 19 yd field goal | |
| | | | 10 plays, 72 yards, TOP 4:51 | 43-13 |
| | 03:39 | DELAWARE | Jefferson 12 yd run (Raggio kick) | |
| | | | 5 plays, 68 yards, Top 2:24 | 43-20 |

#7 Dukes Rush Past Delaware For 43-20 CAA Victory

HARRISONBURG, Va. – Junior quarterback Bryan Schor accounted for four total touchdowns to lead No. 7 James Madison to a 43-20 Colonial Athletic Association football victory against Delaware on Saturday afternoon at Bridgeforth Stadium.

The Dukes improved to 4-1 (2-0 CAA) in front of a capacity crowd of 25,236 fans, while the Blue Hens dropped to 2-2 (0-1 CAA).

Schor combined for 312 total yards of offense, passing 19-for-25 for 209 yards and a touchdown and rushing for 103 yards and three touchdowns, tying his career high. Senior running back Khalid Abdullah turned in his fourth straight 100-yard rushing game with a game-high 159 yards and two touchdowns on just 10 carries. Redshirt junior running back Cardon Johnson neared the century mark with 93 yards on the ground. Junior receiver Terrence Alls had his best game for the Dukes, making four catches for 70 yards, including his first career touchdown.

The Dukes tied their season high for total offense, gaining 607. It was the most ever given up by Delaware in the 24-game series. JMU racked up 398 rushing yards on 46 carries, averaging 8.7 yards per touch. The Dukes produced 32 first downs, 21 by way of the run game, which was one more than UD had as a team. JMU was 5-for-9 on third down while holding the Hens to a 4-for-12 success rate.

Redshirt senior linebacker Gage Steele headed the defense with 11 total tackles, combining with redshirt junior defensive lineman Simeyon Robinson for the lone sack of the contest. Junior linebacker Brandon Hereford continued his strong defensive performance, turning in eight tackles. JMU won the turnover battle, as sophomore cornerback Rashad Robinson's interception was the sole takeaway.

Schor put the Dukes ahead 7-0 late in the first quarter with his first of three rushing touchdowns. After a Delaware answer early in the second, the defense clamped down, holding the Blue Hens off the scoreboard until the fourth quarter. The Dukes reeled off three straight touchdowns in the second quarter to take a 26-7 halftime lead. JMU's 19 second-quarter points were the most by JMU against Delaware in the second quarter and the fourth-most in any quarter in the series.

After the break, Schor found the end zone from 18 yards out to cap off a six-play, 98-yard drive, giving the Dukes a 33-7 lead with 6:12 to go in the third. JMU put the game away with another long drive, this time on a 91-yard drive, as Abdullah scored his second touchdown from 41 yards out.

UD was led by Thomas Jefferson, who rushed for 92 yards and a touchdown. Wes Hills had 78 yards and a score and Jalen Randolph 71 and a touchdown. The Hens found success on the ground, particularly in the second half to finish with 312 rushing yards.

QUOTING COACH HOUSTON

"I'm extremely pleased with the performance of our team today. A tremendous amount of credit goes to my assistant coaches for having a really sound game plan for a very good Delaware team. They are a top tier program in the CAA and will win a lot of ball games this year, so to come out and play the way that we did today is a credit to our staff and kids. The team played very hard and executed well through all three phases of the game. To get a win in a big-time matchup at this point of the year is really special. I'm proud of my team and my coaching staff."



Quickie Statistics (Final)

Delaware vs #7 James Madison (Oct 01, 2016 at Harrisonburg, Va.)



| | | | | | | | | | | DELAWARE | | | | | JMU | | | | | | | | | | | | | | | | |
|------------------|--|--|--|--|--|--|--|--|--|----------------------------|--|-------|------|--------------|------------------|-------------|-----------------|--|--|--|---------|-----|------|------|-------|---------|------|------|------|------|----|
| | | | | | | | | | | Score | 20 | | | | 43 | | | | | | | | | | | | | | | | |
| | | | | | | | | | | FIRST DOWNS | 20 | | | | 32 | | | | | | | | | | | | | | | | |
| | | | | | | | | | | RUSHES-YARDS (NET) | 39-312 | | | | 46-398 | | | | | | | | | | | | | | | | |
| | | | | | | | | | | PASSING YDS (NET) | 125 | | | | 209 | | | | | | | | | | | | | | | | |
| | | | | | | | | | | Passes Att-Comp-Int | 20-9-1 | | | | 25-19-0 | | | | | | | | | | | | | | | | |
| | | | | | | | | | | TOTAL OFFENSE PLAYS-YARDS | 59-437 | | | | 71-607 | | | | | | | | | | | | | | | | |
| | | | | | | | | | | Fumble Returns-Yards | 0-0 | | | | 0-0 | | | | | | | | | | | | | | | | |
| | | | | | | | | | | Punt Returns-Yards | 0-0 | | | | 1-28 | | | | | | | | | | | | | | | | |
| | | | | | | | | | | Kickoff Returns-Yards | 8-151 | | | | 1-5 | | | | | | | | | | | | | | | | |
| | | | | | | | | | | Interception Returns-Yards | 0-0 | | | | 1-0 | | | | | | | | | | | | | | | | |
| | | | | | | | | | | Punts (Number-Avg) | 4-41.5 | | | | 2-36.0 | | | | | | | | | | | | | | | | |
| | | | | | | | | | | Fumbles-Lost | 0-0 | | | | 1-0 | | | | | | | | | | | | | | | | |
| | | | | | | | | | | Penalties-Yards | 3-20 | | | | 7-65 | | | | | | | | | | | | | | | | |
| | | | | | | | | | | Possession Time | 30:02 | | | | 29:58 | | | | | | | | | | | | | | | | |
| | | | | | | | | | | Third-Down Conversions | 4 of 12 | | | | 5 of 9 | | | | | | | | | | | | | | | | |
| | | | | | | | | | | Fourth-Down Conversions | 1 of 2 | | | | 0 of 0 | | | | | | | | | | | | | | | | |
| | | | | | | | | | | Red-Zone Scores-Chances | 2-4 | | | | 6-7 | | | | | | | | | | | | | | | | |
| Delaware | | | | | | | | | | James Madison | | | | | | | | | | | | | | | | | | | | | |
| Rushing | | | | | | | | | | No. | Gain | Loss | Net | TD | Lg | Avg | Rushing | | | | | No. | Gain | Loss | Net | TD | Lg | Avg | | | |
| Thomas Jefferson | | | | | | | | | | 12 | 92 | 0 | 92 | 1 | 45 | 7.7 | Khalid Abdullah | | | | | 10 | 160 | 1 | 159 | 2 | 53 | 15.9 | | | |
| Wes Hills | | | | | | | | | | 8 | 78 | 0 | 78 | 1 | 24 | 9.8 | Bryan Schor | | | | | 15 | 113 | 10 | 103 | 3 | 18 | 6.9 | | | |
| Jalen Randolph | | | | | | | | | | 5 | 71 | 0 | 71 | 1 | 31 | 14.2 | Cardon Johnson | | | | | 12 | 93 | 0 | 93 | 0 | 24 | 7.8 | | | |
| Joe Walker | | | | | | | | | | 10 | 52 | 6 | 46 | 0 | 24 | 4.6 | Trai Sharp | | | | | 6 | 35 | 0 | 35 | 0 | 14 | 5.8 | | | |
| Passing | | | | | | | | | | C-A-I | Yds | TD | Long | Sack | Passing | | | | | | | | | | C-A-I | Yds | TD | Long | Sack | | |
| Joe Walker | | | | | | | | | | 8-19-1 | 124 | 0 | 25 | 1 | | Bryan Schor | | | | | | | | | | 19-25-0 | 209 | 1 | 33 | 0 | |
| Blake Rankin | | | | | | | | | | 1-1-0 | 1 | 0 | 1 | 0 | | | | | | | | | | | | | | | | | |
| Receiving | | | | | | | | | | No. | Yards | TD | Long | Receiving | | | | | | | | | | No. | Yards | TD | Long | | | | |
| Dante Cherry | | | | | | | | | | 6 | 92 | 0 | 25 | | Terrence Allis | | | | | | | | | | 4 | 70 | 1 | 33 | | | |
| Jalen Randolph | | | | | | | | | | 1 | 17 | 0 | 17 | | John Miller | | | | | | | | | | 4 | 37 | 0 | 21 | | | |
| Owen Tyler | | | | | | | | | | 1 | 13 | 0 | 13 | | Rashard Davis | | | | | | | | | | 3 | 32 | 0 | 17 | | | |
| Thomas Jefferson | | | | | | | | | | 1 | 3 | 0 | 3 | | Khalid Abdullah | | | | | | | | | | 2 | 25 | 0 | 14 | | | |
| Punting | | | | | | | | | | No. | Yds | Avg | Long | In20 | TB | Punting | | | | | | | | | | No. | Yds | Avg | Long | In20 | TB |
| Will Stephenson | | | | | | | | | | 4 | 166 | 41.5 | 57 | 1 | 1 | Gunnar Kane | | | | | | | | | | 2 | 72 | 36.0 | 38 | 1 | 0 |
| Punt Returns | | | | | | | | | | No. | Yards | TD | Long | Punt Returns | | | | | | | | | | No. | Yards | TD | Long | | | | |
| Ray Jones | | | | | | | | | | 3 | 66 | 0 | 28 | | Rashard Davis | | | | | | | | | | 1 | 28 | 0 | 28 | | | |
| Nasir Adderley | | | | | | | | | | 3 | 58 | 0 | 21 | | Brandon Ravenel | | | | | | | | | | 1 | 5 | 0 | 5 | | | |
| Tackles | | | | | | | | | | UA-A | Total | Sacks | TFL | Tackles | | | | | | | | | | UA-A | Total | Sacks | TFL | | | | |
| Troy Reeder | | | | | | | | | | 6-3 | 9 | 0.0 | 0.0 | | Gage Steele | | | | | | | | | | 4-7 | 11 | 0.5 | 0.5 | | | |
| Charles Bell | | | | | | | | | | 4-4 | 8 | 0.0 | 1.0 | | Brandon Hereford | | | | | | | | | | 4-4 | 8 | 0.0 | 0.0 | | | |
| Ray Jones | | | | | | | | | | 5-2 | 7 | 0.0 | 0.0 | | Andrew Ankras | | | | | | | | | | 4-3 | 7 | 0.0 | 0.0 | | | |
| Nasir Adderley | | | | | | | | | | 5-1 | 6 | 0.0 | 0.0 | | Jordan Brown | | | | | | | | | | 4-2 | 6 | 0.0 | 0.0 | | | |
| Qtr | | | | | | | | | | Time | Scoring Play | | | | | | | | | | V-H | | | | | | | | | | |
| 1st | | | | | | | | | | 03:00 | JMU - Bryan Schor 7 yd run (Tyler Gray kick), 5-68 1:24 | | | | | | | | | | 0 - 7 | | | | | | | | | | |
| 2nd | | | | | | | | | | 14:54 | DELAWARE - Wes Hills 24 yd run (Frank Raggio kick), 7-78 3:00 | | | | | | | | | | 7 - 7 | | | | | | | | | | |
| | | | | | | | | | | 10:47 | JMU - Terrence Allis 17 yd pass from Bryan Schor (Tyler Gray kick), 10-75 4:07 | | | | | | | | | | 7 - 14 | | | | | | | | | | |
| | | | | | | | | | | 06:46 | JMU - Khalid Abdullah 8 yd run (Tyler Gray kick blocked), 6-51 2:02 | | | | | | | | | | 7 - 20 | | | | | | | | | | |
| | | | | | | | | | | 02:57 | JMU - Bryan Schor 9 yd run (Daniel Schiele pass failed), 7-56 2:07 | | | | | | | | | | 7 - 26 | | | | | | | | | | |
| 3rd | | | | | | | | | | 06:12 | JMU - Bryan Schor 18 yd run (Tyler Gray kick), 6-98 2:30 | | | | | | | | | | 7 - 33 | | | | | | | | | | |
| 4th | | | | | | | | | | 14:53 | JMU - Khalid Abdullah 41 yd run (Tyler Gray kick), 7-91 2:51 | | | | | | | | | | 7 - 40 | | | | | | | | | | |
| | | | | | | | | | | 11:02 | DELAWARE - Jalen Randolph 12 yd run (Joe Walker pass failed), 7-89 3:44 | | | | | | | | | | 13 - 40 | | | | | | | | | | |
| | | | | | | | | | | 06:11 | JMU - Tyler Gray 19 yd field goal, 10-72 4:51 | | | | | | | | | | 13 - 43 | | | | | | | | | | |
| | | | | | | | | | | 03:39 | DELAWARE - Thomas Jefferson 12 yd run (Frank Raggio kick), 5-68 2:24 | | | | | | | | | | 20 - 43 | | | | | | | | | | |

2016 GAME SUMMARIES

Game #6: #7 James Madison 31, William & Mary 24

| | 1 | 2 | 3 | 4 | Score |
|----------------|----|---|---|----|-------|
| WILLIAM & MARY | 3 | 7 | 0 | 14 | 24 |
| JAMES MADISON | 10 | 0 | 7 | 14 | 31 |

Oct. 8, 2016 | Bridgeforth Stadium | Harrisonburg, Va. | Attendance: 20,354

SCORING SUMMARY

| | | | | |
|-----|-------|-----|--|-------|
| 1st | 12:00 | JMU | Gray 33 yd field goal | |
| | | | 7 plays, 49 yards, TOP 3:00 | 3-0 |
| | 04:08 | WM | Hooper 37 yd field goal | |
| | | | 7 plays, -2 yards, TOP 3:59 | 3-3 |
| | 01:23 | JMU | Abdullah 4 yd run (Gray kick) | |
| | | | 8 plays, 76 yards, TOP 2:39 | 10-3 |
| 2nd | 10:54 | WM | Anderson 8 yd run (Hooper kick) | |
| | | | 11 plays, 75 yards, TOP 5:29 | 10-10 |
| 3rd | 09:58 | JMU | Abdullah 4 yd run (Gray kick) | |
| | | | 8 plays, 44 yards, TOP 2:46 | 17-10 |
| 4th | 10:55 | JMU | Johnson 1 yd run (Gray kick) | |
| | | | 19 plays, 88 yards, TOP 8:09 | 24-10 |
| | 08:11 | WM | Cluley 32 yd run (Hooper kick) | |
| | | | 7 plays, 73 yards, TOP 2:38 | 24-17 |
| | 00:55 | JMU | Abdullah 74 yd run (Gray kick) | |
| | | | 3 plays, 80 yards, TOP 02:27 | 31-17 |
| | 00:03 | WM | Dedmon 4 yd pass from Cluley (Hooper kick) | |
| | | | 5 plays, 52 yards, TOP 0:47 | 31-24 |

#7 Dukes Use Fourth-Quarter Dramatics to Top Tribe, 31-24

HARRISONBURG, Va. – Redshirt senior cornerback Taylor Reynolds intercepted William & Mary quarterback Steve Cluley in the end zone with 1:22 to play to preserve James Madison's lead, as the seventh-ranked Dukes topped the Tribe 31-24, in front of 20,354 fans on a rainy Saturday afternoon at Bridgeforth Stadium/Zane Showker Field.

James Madison improved to 5-1 overall and 3-0 in Colonial Athletic Association play, while the Tribe fell to 2-4 and 0-3.

Clinging to a 24-17 lead, Cluley had led W&M 75 yards down to the JMU 16, but a pass intended DeVonte Dedmon in the corner of the end zone was picked off by Reynolds, giving JMU the ball back with 82 seconds left. On third and short, senior running back Khalid Abdullah capped off his career day with a 74-yard touchdown run to double the lead and clinch the game. W&M quickly answered with three seconds left but an unsuccessful onside kick secured JMU's win.

Abdullah entered the day as the nation's leading rusher and led the attack with his fifth straight 100-yard game, going for a career-high 194 yards and three scores on 25 carries (7.8 ypc). Redshirt junior running back Cardon Johnson neared the century mark with 90 yards on 17 carries, including a touchdown of his own. Junior quarterback Bryan Schor went over 200 yards of offense, going 15-for-24 for 182 yards and rushing for 43 yards.

JMU out-gained W&M 511-362, including a 329-205 advantage in the run game. The Dukes were 11-for-17 on third down, as compared to the Tribe's 5-for-12. They won the turnover battle, scoring 14 points off two takeaways, while the Tribe tallied three off of JMU's lone giveaway. The JMU defense held a 3-0 lead in team sacks.

Defensively, senior safety Raven Greene led the team with 11 tackles, while redshirt senior linebacker Gage Steele added 10 total tackles with seven solo stops. Reynolds finished with six stops, including a tackle-for-loss at the one-yard line, and had two pass breakups to go with his interception.

Kendell Anderson led W&M with 149 rushing yards and a touchdown, while Cluley was 14-for-20 for 157 yards and a touchdown and ran for 52 more and a score.

QUOTING COACH HOUSTON

"I'm really proud of these kids and the way they came out and played. We felt like we would get William & Mary's best shot with their backs against the wall a little bit in league play. I went back and told the kids that all-time, today was the 39th meeting, and the total score differential in the series was a one-point lead for JMU. That shows what kind of rivalry this game is and how every year you got to throw out the records and get ready to play because it's going to be a nail bitter, and it was."

ABDULLAH KEEPS RISING

Another career outing for Khalid Abdullah led to his continued surge up the rushing charts in the 45-year history of JMU football. After going for a career-best 194 yards and three touchdowns on 25 carries. He now ranks tied for third in rushing touchdowns (30), tied for fourth in total touchdowns (32), sixth in rushing yards (2,666) and rushing attempts (478) and eighth in scoring (192).



Quickie Statistics (Final)

William & Mary vs #7 James Madison (Oct 08, 2016 at Harrisonburg, Va.)



| | WM | JMU |
|----------------------------|---------|----------|
| Score | 24 | 31 |
| FIRST DOWNS | 20 | 26 |
| RUSHES-YARDS (NET) | 44-205 | 52-329 |
| PASSING YDS (NET) | 157 | 182 |
| Passes Att-Comp-Int | 21-14-1 | 24-15-1 |
| TOTAL OFFENSE PLAYS-YARDS | 65-362 | 76-511 |
| Fumble Returns-Yards | 0-0 | 0-0 |
| Punt Returns-Yards | 0-0 | 1-3 |
| Kickoff Returns-Yards | 2-52 | 3-68 |
| Interception Returns-Yards | 1-23 | 1-0 |
| Punts (Number-Avg) | 4-41.2 | 2-50.0 |
| Fumbles-Lost | 1-1 | 0-0 |
| Penalties-Yards | 4-35 | 5-55 |
| Possession Time | 32:18 | 27:42 |
| Third-Down Conversions | 5 of 12 | 11 of 17 |
| Fourth-Down Conversions | 2 of 2 | 1 of 1 |
| Red-Zone Scores-Chances | 3-5 | 4-5 |

William & Mary

| Rushing | No. | Gain | Loss | Net | TD | Lg | Avg |
|------------------|-----|------|------|-----|----|----|-----|
| Kendell Anderson | 31 | 153 | 4 | 149 | 1 | 19 | 4.8 |
| Steve Cluley | 11 | 80 | 28 | 52 | 1 | 32 | 4.7 |
| Jalen Christian | 1 | 3 | 0 | 3 | 0 | 3 | 3.0 |
| DeVonte Dedmon | 1 | 1 | 0 | 1 | 0 | 1 | 1.0 |

| Passing | C-A-I | Yds | TD | Long | Sack |
|--------------|---------|-----|----|------|------|
| Steve Cluley | 14-20-1 | 157 | 1 | 46 | 3 |
| TEAM | 0-1-0 | 0 | 0 | 0 | 0 |

| Receiving | No. | Yards | TD | Long |
|----------------|-----|-------|----|------|
| Andrew Caskin | 3 | 42 | 0 | 22 |
| DeVonte Dedmon | 3 | 17 | 1 | 7 |
| Jack Armstrong | 2 | 28 | 0 | 15 |
| Daniel Kuzjak | 2 | 19 | 0 | 10 |

| Punting | No. | Yds | Avg | Long | In20 | TB |
|-------------|-----|-----|------|------|------|----|
| Tyler Hiott | 4 | 165 | 41.2 | 55 | 1 | 0 |

| Punt Returns | No. | Yards | TD | Long |
|----------------|-----|-------|----|------|
| DeVonte Dedmon | 2 | 52 | 0 | 31 |

| Kick Returns | No. | Yards | TD | Long |
|----------------|-----|-------|----|------|
| DeVonte Dedmon | 2 | 52 | 0 | 31 |

| Tackles | UA-A | Total | Sacks | TFL |
|-----------------|------|-------|-------|-----|
| Richie DiPietro | 4-6 | 10 | 0.0 | 0.0 |
| Stephen Lubnow | 5-3 | 8 | 0.0 | 0.0 |
| Corey Parker | 4-3 | 7 | 0.0 | 0.0 |
| Nate Atkins | 4-3 | 7 | 0.0 | 0.0 |

James Madison

| Rushing | No. | Gain | Loss | Net | TD | Lg | Avg |
|-----------------|-----|------|------|-----|----|----|-----|
| Khalid Abdullah | 25 | 198 | 4 | 194 | 3 | 74 | 7.8 |
| Cardon Johnson | 17 | 90 | 0 | 90 | 1 | 15 | 5.3 |
| Bryan Schor | 8 | 43 | 0 | 43 | 0 | 17 | 5.4 |
| Trai Sharp | 1 | 3 | 0 | 3 | 0 | 3 | 3.0 |

| Passing | C-A-I | Yds | TD | Long | Sack |
|-------------|---------|-----|----|------|------|
| Bryan Schor | 15-24-1 | 182 | 0 | 39 | 0 |

| Receiving | No. | Yards | TD | Long |
|-----------------|-----|-------|----|------|
| Terrence Alls | 4 | 39 | 0 | 15 |
| Brandon Ravenel | 3 | 54 | 0 | 39 |
| Domo Taylor | 3 | 38 | 0 | 16 |
| Khalid Abdullah | 2 | 12 | 0 | 10 |

| Punting | No. | Yds | Avg | Long | In20 | TB |
|-------------|-----|-----|------|------|------|----|
| Gunnar Kane | 2 | 100 | 50.0 | 66 | 2 | 0 |

| Punt Returns | No. | Yards | TD | Long |
|---------------|-----|-------|----|------|
| Rashard Davis | 1 | 3 | 0 | 3 |

| Kick Returns | No. | Yards | TD | Long |
|---------------|-----|-------|----|------|
| Robbie Walker | 3 | 68 | 0 | 26 |

| Tackles | UA-A | Total | Sacks | TFL |
|------------------|------|-------|-------|-----|
| Raven Greene | 2-9 | 11 | 0.0 | 0.0 |
| Gage Steele | 7-3 | 10 | 0.0 | 0.0 |
| Jordan Brown | 5-4 | 9 | 0.0 | 0.0 |
| Brandon Hereford | 2-5 | 7 | 0.0 | 0.0 |

| Qtr | Time | Scoring Play | V-H |
|-----|-------|---|-------|
| 1st | 12:00 | JMU - Tyler Gray 33 yd field goal, 7-49 3:00 | 0-3 |
| | 04:08 | WM - Kris Hooper 37 yd field goal, 7-2 3:59 | 3-3 |
| | 01:23 | JMU - Khalid Abdullah 4 yd run (Tyler Gray kick), 8-76 2:39 | 3-10 |
| | 10:54 | WM - Kendell Anderson 8 yd run (Kris Hooper kick), 11-75 5:29 | 10-10 |
| 2nd | 09:58 | JMU - Khalid Abdullah 4 yd run (Tyler Gray kick), 8-44 2:46 | 10-17 |
| 3rd | 10:55 | JMU - Cardon Johnson 1 yd run (Tyler Gray kick), 19-88 8:09 | 10-24 |
| | 08:11 | WM - Steve Cluley 32 yd run (Kris Hooper kick), 7-73 2:38 | 17-24 |
| | 00:55 | JMU - Khalid Abdullah 74 yd run (Tyler Gray kick), 3-80 0:27 | 17-31 |
| | 00:03 | WM - DeVonte Dedmon 4 yd pass from Steve Cluley (Kris Hooper kick), 5-52 0:47 | 24-31 |

2016 GAME SUMMARIES

Game #7: #7 James Madison 42, New Hampshire 39

| | 1 | 2 | 3 | 4 | Score |
|---------------|---|----|---|----|-------|
| JAMES MADISON | 7 | 14 | 7 | 14 | 42 |
| NEW HAMPSHIRE | 0 | 9 | 3 | 27 | 39 |

Oct. 15, 2016 | Wildcat Stadium | Durham, N.H. | Attendance: 8,316

SCORING SUMMARY

| | | | | |
|-----|-------|-----|--|-------|
| 1st | 09:11 | JMU | Ravenel 30 yd pass from Schor (Gray kick) | |
| | | | 5 plays, 62 yards, TOP 1:28 | 7-0 |
| 2nd | 13:58 | JMU | Ravenel 20 yd pass from Schor (Gray kick) | |
| | | | 8 plays, 56 yards, TOP 3:00 | 14-0 |
| | 11:04 | UNH | Powell 29 yd pass from Knight (Knight rush failed) | |
| | | | 7 plays, 75 yards, TOP 2:49 | 14-6 |
| | 07:03 | JMU | Schor 5 yd run (Gray kick) | |
| | | | 11 plays, 77 yards, TOP 3:54 | 21-6 |
| | 00:46 | UNH | Ellman 37 yd field goal | |
| | | | 13 plays, 66 yards, TOP 4:10 | 21-9 |
| 3rd | 12:13 | UNH | Ellman 21 yd field goal | |
| | | | 10 plays, 69 yards, TOP 2:40 | 21-12 |
| | 10:40 | JMU | Alls 54 yd pass from Schor (Gray kick) | |
| | | | 5 plays, 68 yards, TOP 1:27 | 28-12 |
| 4th | 10:04 | JMU | Alls 26 yd pass from Schor (Gray kick) | |
| | | | 11 plays, 94 yards, TOP 5:00 | 35-12 |
| | 10:00 | JMU | Tutt 6 yd fumble recovery (Gray kick) | |
| | | | | 42-12 |
| | 07:01 | UNH | Riese 2 yd run (Ellman kick blocked) | |
| | | | 7 plays, 72 yards, TOP 3:00 | 42-18 |
| | 04:58 | UNH | Crossan 19 yd pass from Riese (Riese pass failed) | |
| | | | 8 plays, 50 yards, TOP 1:55 | 42-24 |
| | 03:47 | UNH | Crossan 1 yd run (Ellman kick) | |
| | | | 5 plays, 54 yards, TOP 1:10 | 42-31 |
| | 01:15 | UNH | Donovan 13 yd pass from Riese (O'Connor pass) | |
| | | | 12 plays, 80 yards, TOP 2:07 | 42-39 |

#7 JMU Survives Late Score for 42-39 Triumph at UNH

DURHAM, N.H. - Wide receivers Terrence Alls and Brandon Ravenel reeled in a career-high two touchdown catches each and a big second-half run lifted seventh-ranked James Madison to a 42-39 Colonial Athletic Association Football victory at New Hampshire on Saturday afternoon at Wildcat Stadium.

The Dukes (6-1, 4-0 CAA) led 42-12 with 10 minutes to go in the fourth quarter when the Wildcats (4-3, 3-1 CAA) strung together 27 straight points to cut the lead to 42-39. After successfully recovering an onside kick with 1:15 remaining, JMU was able to take two knees to run out the clock, ending UNH's 17-game home win streak during the regular season. JMU also snapped a three-game skid the 'Cats, notching its first win in the series since 2007 and the first victory in Durham since 2006.

Junior quarterback Bryan Schor had a career-high five total touchdowns in the win. He was 18-for-27 for 264 yards and four touchdowns, both career highs. He added a game-high 70 rushing yards and a score. Alls, a junior, had career highs of 95 yards and two touchdowns on just four receptions, while Ravenel, a senior, had three grabs for 55 yards and two scores. Senior running back Khalid Abdullah rushed for 57 yards, picking up the majority of his yards in the second half. Senior receiver Rashard Davis also tallied five catches for 57 yards.


Though JMU was out-gained 569-437 in total offense, the Dukes dominated the run game by a 195-57 ledger. JMU was 7-for-13 on third down, as compared to UNH's 10-for-19. Redshirt junior safety Jordan Brown turned in a career-best 16 tackles and two pass breakups, and redshirt senior line-backer Gage Steele accrued a season-best 15 total stops. JMU had its first special teams touchdown since week two when sophomore corner Charles Tutt picked up a fumble on a fourth-quarter kickoff and returned it for his first score of the year.

JMU opened up a two-touchdown lead in the first half, by virtue of back-to-back touchdown passes from Schor to Ravenel. The Dukes led 7-0 just over six minutes on a 30-yard touchdown throw and doubled the lead to 14-0 a minute into the second quarter on a 20-yard pass-and-catch. UNH answered with its first touchdown of the game less than three minutes later to make it 14-6 but Schor capped off an 11-play, 77-yard drive, scampering in from five yards out for this first rushing score and third total touchdown to make it 21-6 with 7:03 to play. A late Wildcat field goal made it 21-9 at the break.

Leading 21-12 in the third, JMU reeled off three straight touchdowns, including two just four seconds apart, to take a commanding 42-12 lead. Schor found Alls twice on long scoring passes of 54 and 26 yards, respectively, and Tutt capped off the team's scoring with his six-yard fumble recovery on the ensuing kickoff following Alls' second score. Over the next 10 minutes, UNH scored 27 straight, utilizing a fumble recovery and an onside recovery to create additional offensive possessions.

UNH was led by Trevor Knight, who passed for 314 yards and a touchdown and Adam Riese, who threw for 198 yards and a pair of scores. Malik Love had 12 catches for 127 yards and Neil O'Connor has 192 yards on 10 catches.





#6 James Madison vs #25 New Hampshire (Oct 15, 2016 at Durham, N.H.)

CAA

| | | JMU | UNH |
|----------------------------|--|---------|----------|
| Score | | 42 | 39 |
| FIRST DOWNS | | 21 | 34 |
| RUSHES-YARDS (NET) | | 40-173 | 30-57 |
| PASSING YDS (NET) | | 264 | 512 |
| Passes Att-Comp-Int | | 27-18-0 | 70-44-0 |
| TOTAL OFFENSE PLAYS-YARDS | | 67-437 | 100-569 |
| Fumble Returns-Yards | | 1-6 | 1-2 |
| Punt Returns-Yards | | 0-0 | 2-37 |
| Kickoff Returns-Yards | | 6-56 | 7-111 |
| Interception Returns-Yards | | 0-0 | 0-0 |
| Punts (Number-Avg) | | 5-47.0 | 4-41.2 |
| Fumbles-Lost | | 2-1 | 1-1 |
| Penalties-Yards | | 5-57 | 7-50 |
| Possession Time | | 25:14 | 34:46 |
| Third-Down Conversions | | 7 of 13 | 10 of 19 |
| Fourth-Down Conversions | | 0 of 1 | 1 of 3 |
| Red-Zone Scores-Chances | | 2-2 | 6-6 |

James Madison

| Rushing | No. | Gain | Loss | Net | TD | Lg | Avg |
|-----------------|-----|------|------|-----|----|----|-----|
| Bryan Schor | 12 | 73 | 3 | 70 | 1 | 24 | 5.8 |
| Khalid Abdullah | 12 | 57 | 0 | 57 | 0 | 15 | 4.8 |
| Cardon Johnson | 11 | 42 | 2 | 40 | 0 | 14 | 3.6 |
| Rashard Davis | 2 | 10 | 0 | 10 | 0 | 7 | 5.0 |

Passing

| C-A-I | Yds | TD | Long | Sack | |
|-------------|---------|-----|------|------|---|
| Bryan Schor | 18-27-0 | 264 | 4 | 54 | 0 |

Receiving

| No. | Yards | TD | Long | |
|-----------------|-------|----|------|----|
| Rashard Davis | 5 | 57 | 0 | 19 |
| Terrence Alls | 4 | 95 | 2 | 54 |
| Brandon Ravenel | 3 | 55 | 2 | 30 |
| John Miller | 3 | 25 | 0 | 11 |

Punting

| No. | Yds | Avg | Long | In20 | TB | |
|-------------|-----|-----|------|------|----|---|
| Gunnar Kane | 5 | 235 | 47.0 | 55 | 1 | 2 |

Punt Returns

| No. | Yards | TD | Long |
|-----|-------|----|------|
|-----|-------|----|------|

Kick Returns

| No. | Yards | TD | Long | |
|---------------|-------|----|------|----|
| Robbie Walker | 3 | 50 | 0 | 20 |
| Domo Taylor | 1 | -1 | 0 | 0 |

Tackles

| UA-A | Total | Sacks | TFL |
|--------------|-------|-------|---------|
| Jordan Brown | 12-4 | 16 | 0.0 0.0 |
| Gage Steele | 7-8 | 15 | 0.0 0.0 |

New Hampshire

| Rushing | No. | Gain | Loss | Net | TD | Lg | Avg |
|----------------|-----|------|------|-----|----|----|-----|
| Crossan,Dalton | 13 | 37 | 2 | 35 | 1 | 11 | 2.7 |
| Knight,Trevor | 8 | 22 | 12 | 10 | 0 | 11 | 1.2 |
| Goodrich,Donal | 4 | 8 | 0 | 8 | 0 | 3 | 2.0 |
| O'Connor,Neil | 1 | 7 | 0 | 7 | 0 | 7 | 7.0 |

Passing

| C-A-I | Yds | TD | Long | Sack | |
|---------------|---------|-----|------|------|---|
| Knight,Trevor | 31-49-0 | 314 | 1 | 36 | 2 |
| Riese,Adam | 13-21-0 | 198 | 2 | 42 | 1 |

Receiving

| No. | Yards | TD | Long | |
|---------------|-------|-----|------|----|
| Love,Malik | 12 | 127 | 0 | 17 |
| O'Connor,Neil | 10 | 192 | 0 | 42 |
| Powell,Jordan | 9 | 92 | 1 | 29 |
| Donovan,Rory | 5 | 42 | 1 | 13 |

Punting

| No. | Yds | Avg | Long | In20 | TB | |
|--------------|-----|-----|------|------|----|---|
| Pedinoff,Max | 4 | 165 | 41.2 | 50 | 2 | 0 |

Punt Returns

| No. | Yards | TD | Long | |
|--------------|-------|----|------|----|
| DeAndrade,C. | 2 | 37 | 0 | 28 |

Kick Returns

| No. | Yards | TD | Long | |
|----------------|-------|----|------|----|
| Crossan,Dalton | 3 | 46 | 0 | 25 |
| DeAndrade,C. | 2 | 57 | 0 | 30 |

Tackles

| UA-A | Total | Sacks | TFL |
|----------------|-------|-------|---------|
| Drummond-Mayri | 3-5 | 8 | 0.0 0.0 |
| DeAndrade,C. | 4-3 | 7 | 0.0 0.0 |

Qtr Time Scoring Play

| 1st | 09:11 | JMU - Brandon Ravenel 30 yd pass from Bryan Schor (Tyler Gray kick), 5:52 1:28 | 7 - 0 |
|-----|-------|---|---------|
| 2nd | 13:58 | JMU - Brandon Ravenel 20 yd pass from Bryan Schor (Tyler Gray kick), 8:56 3:00 | 14 - 0 |
| | 11:04 | UNH - Powell, Jordan 29 yd pass from Knight,Trevor (Knight,Trevor rush failed), 7:55 2:49 | 14 - 6 |
| | 07:03 | JMU - Bryan Schor 5 yd run (Tyler Gray kick), 11:77 3:54 | 21 - 6 |
| | 00:46 | UNH - Ellman, Morgan 37 yd field goal, 13:66 4:10 | 21 - 9 |
| 3rd | 12:13 | UNH - Ellman, Morgan 21 yd field goal, 10:69 2:40 | 21 - 12 |
| | 10:40 | JMU - Terrence Alls 54 yd pass from Bryan Schor (Tyler Gray kick), 5:58 1:27 | 28 - 12 |
| 4th | 10:04 | JMU - Terrence Alls 26 yd pass from Bryan Schor (Tyler Gray kick), 11:94 5:00 | 35 - 12 |
| | 10:00 | JMU - Charles Tutt 6 yd fumble recovery (Tyler Gray kick) | 42 - 12 |
| | 07:01 | UNH - Riese,Adam 2 yd run (Ellman,Morgan kick blocked), 7:72 3:00 | 42 - 18 |
| | 04:58 | UNH - Crossan,Dalton 19 yd pass from Riese,Adam (Riese,Adam pass failed), 8:50 1:55 | 42 - 24 |
| | 03:47 | UNH - Crossan,Dalton 1 yd run (Ellman,Morgan kick), 5:54 1:10 | 42 - 31 |
| | 01:15 | UNH - Donovan, Rory 13 yd pass from Riese,Adam (O'Connor,Neil pass from Riese,Adam), 12:80 2:07 | 42 - 39 |

2016 GAME SUMMARIES

Game #8: #8 James Madison 84, Rhode Island 7

| | 1 | 2 | 3 | 4 | Score |
|---------------|----|----|----|----|-------|
| RHODE ISLAND | 0 | 7 | 0 | 0 | 7 |
| JAMES MADISON | 28 | 21 | 21 | 14 | 84 |

Oct. 29, 2016 | Bridgeforth Stadium | Harrisonburg, Va. | Attendance: 23,841

SCORING SUMMARY

| | | | | |
|-----|-------|-----|--|------|
| 1st | 11:03 | JMU | Abdullah 11 yd run (Gray kick) | |
| | | | 8 plays, 75 yards, TOP 3:57 | 7-0 |
| | 05:34 | JMU | C. Johnson 5 yd run (Gray kick) | |
| | | | 8 plays, 72 yards, TOP 3:47 | 14-0 |
| | 03:35 | JMU | Davis 58 yd pass from Schor (Gray kick) | |
| | | | 3 plays, 69 yards, TOP 1:06 | 21-0 |
| | 02:20 | JMU | C. Johnson 36 yd run (Gray kick) | |
| | | | 1 play, 36 yards, TOP 0:07 | 28-0 |
| 2nd | 12:49 | JMU | Abdullah 5 yd pass from Schor (Gray kick) | |
| | | | 7 plays, 52 yards, TOP 3:08 | 35-0 |
| | 12:34 | URI | Cooper 99 yd kickoff return (Rohrwasser kick) | |
| | | | | 35-7 |
| | 10:10 | JMU | Greene 24 yd interception return (Gray kick) | |
| | | | | 42-7 |
| | 00:39 | JMU | Schiele 8 yd pass from Schor (Gray kick) | |
| | | | 12 plays, 85 yards, TOP 6:12 | 49-7 |
| 3rd | 12:00 | JMU | Schiele 20 yd pass from Schor (Gray kick) | |
| | | | 5 plays, 58 yards, TOP 2:09 | 56-7 |
| | 07:26 | JMU | Sharp 3 yd run (Gray kick) | |
| | | | 9 plays, 64 yards, TOP 3:33 | 63-7 |
| | 05:06 | JMU | Schiele 2 yd pass from Schor (Gray kick) | |
| | | | 5 plays, 18 yards, TOP 2:05 | 70-7 |
| 4th | 11:44 | JMU | M. Johnson 32 yd interception return (Gray kick) | |
| | | | | 77-7 |
| | 09:41 | JMU | Woods 1 yd run (Gray kick) | |
| | | | 3 plays, 14 yards, TOP 1:08 | 84-7 |

#8 Dukes Shatter Scoring Record in 84-7 Homecoming Win over URI

HARRISONBURG, Va. – Junior quarterback Bryan Schor set one program record for passing and tied another, while senior tight end Daniel Schiele tallied a career-high three receiving touchdowns to lead No. 8 James Madison to an 84-7 Colonial Athletic Association football victory over Rhode Island on Homecoming Saturday at Bridgeforth Stadium/Zane Showker Field.

The Dukes (7-1, 5-0 CAA) now sit alone atop the CAA standings as the lone unbeaten squad, while the Rams (1-8, 0-6) dropped their 11th straight conference game. The victory was JMU's seventh in a row over URI, as it set the program record for points in a game, surpassing the 80 points scored in the season opener against Morehead State (Sept. 3), while also setting a program record for margin of victory (77). The performances also set a CAA record for most points scored in a conference game and tied the league record for conference-game win margin (77).


Schor set JMU's single-game completion percentage record, going 21-for-22 (95%) for 309 yards and five touchdowns, both career highs. His five-touchdown performance tied JMU's single-game record, matching outings by Vad Lee (5 vs. Elon, 10/10/15) and Michael Birdsong (5 vs. Stony Brook, 11/16/13).

Schiele scored on all three of his receptions, scoring three touchdowns on 30 yards, tying the program record for receiving scores in a game. It was a tight end touchdown record, as he was the first player to reel in three scores through the air since Daniel Brown did so against Albany in 2013. Senior receiver Rashard Davis reeled in five catches for 111 yards and a touchdown, while senior Brandon Ravenel also had five catches for 97 yards and junior Domo Taylor picked up two receptions for 42 yards.

Senior running back Khalid Abdullah rushed 18 times for a game-high 97 yards and a touchdown, as he surpassed Curtis Keaton (2,783 – 1998-99) for fourth place all-time on the career rushing list. He now stands at 2,820 career yards, needing just 180 more to eclipse 3,000 in a JMU uniform. Abdullah was one of four backs to score in the win, as sophomore Trai Sharp had 13 carries for 83 yards and a touchdown, junior Taylor Woods had 45 yards and a score on 10 rushes and redshirt sophomore Cardon Johnson added three runs for 44 yards and a pair of scores.

JMU out-gained URI 628-109 in total offense, as the defense limited the Rams to 12 passing yards and 97 rushing yards while forcing six turnovers. The Dukes returned two interceptions for touchdowns, racking up five picks on the day to set a program record against Division I competition. Freshman defensive lineman John Daka led the team with six total tackles and senior safety Raven Greene added a pair of tackles while turning in his first two-interception game of his career, taking one to the house for second career pick-six. Junior safety Marcell Johnson later returned his interception for his first-ever touchdown.





Quickie Statistics (Final)

Rhode Island vs #8 James Madison (Oct 29, 2016 at Harrisonburg, Va.)

CAA FOOTBALL

| | URI | JMU |
|----------------------------|---------|---------|
| Score | 7 | 84 |
| FIRST DOWNS | 5 | 31 |
| RUSHES-YARDS (NET) | 26-97 | 58-319 |
| PASSING YDS (NET) | 12 | 309 |
| Passes Att-Comp-Int | 25-4-5 | 24-21-0 |
| TOTAL OFFENSE PLAYS-YARDS | 51-109 | 82-628 |
| Fumble Returns-Yards | 0-0 | 0-0 |
| Punt Returns-Yards | 0-0 | 4-64 |
| Kickoff Returns-Yards | 7-210 | 0-0 |
| Interception Returns-Yards | 0-0 | 5-87 |
| Punts (Number-Avg) | 8-43.8 | 3-49.0 |
| Fumbles-Lost | 1-1 | 1-0 |
| Penalties-Yards | 3-23 | 5-47 |
| Possession Time | 22:24 | 37:36 |
| Third-Down Conversions | 3 of 14 | 9 of 13 |
| Fourth-Down Conversions | 0 of 0 | 0 of 1 |
| Red-Zone Scores-Chances | 0-0 | 8-9 |

Rhode Island

| Rushing | No. | Gain | Loss | Net | TD | Lg | Avg |
|----------------|-----|------|------|-----|----|----|------|
| Markey Clarke | 13 | 77 | 0 | 77 | 0 | 28 | 5.9 |
| T.J. Anderson | 8 | 20 | 4 | 16 | 0 | 6 | 2.0 |
| Harold Cooper | 3 | 10 | 4 | 6 | 0 | 9 | 2.0 |
| Jordan Vazzano | 2 | 1 | 3 | -2 | 0 | 1 | -1.0 |

Passing

| | C-A-I | Yds | TD | Long | Sack |
|----------------|--------|-----|----|------|------|
| Jordan Vazzano | 4-25-5 | 12 | 0 | 6 | 1 |

Receiving

| | No. | Yards | TD | Long |
|--------------------|-----|-------|----|------|
| Harold Buckner III | 2 | 7 | 0 | 6 |
| Aaron Parker | 1 | 3 | 0 | 3 |
| Charlie McKeeman | 1 | 2 | 0 | 2 |

Punting

| | No. | Yds | Avg | Long | In20 | TB |
|----------------|-----|-----|------|------|------|----|
| Oliver Graybar | 8 | 350 | 43.8 | 55 | 2 | 0 |

Punt Returns

| | No. | Yards | TD | Long |
|--|-----|-------|----|------|
|--|-----|-------|----|------|

Kick Returns

| | No. | Yards | TD | Long |
|---------------|-----|-------|----|------|
| Myles Ross | 3 | 52 | 0 | 24 |
| Harold Cooper | 3 | 135 | 1 | 99 |

Tackles

| | UA-A | Total | Sacks | TFL |
|----------------|------|-------|-------|-----|
| D.J. Stewart | 7-4 | 11 | 0.0 | 0.0 |
| Derrick Holmes | 4-3 | 7 | 0.0 | 1.5 |

James Madison

| Rushing | No. | Gain | Loss | Net | TD | Lg | Avg |
|-----------------|-----|------|------|-----|----|----|-----|
| Khalid Abdullah | 18 | 100 | 3 | 97 | 1 | 16 | 5.4 |
| Trai Sharp | 13 | 87 | 4 | 83 | 1 | 23 | 6.4 |
| Bryan Schor | 7 | 51 | 2 | 49 | 0 | 15 | 7.0 |
| Taylor Woods | 10 | 45 | 0 | 45 | 1 | 13 | 4.5 |

Passing

| | C-A-I | Yds | TD | Long | Sack |
|------------------|---------|-----|----|------|------|
| Bryan Schor | 21-22-0 | 309 | 5 | 58 | 0 |
| Hunter Etheridge | 0-2-0 | 0 | 0 | 0 | 0 |

Receiving

| | No. | Yards | TD | Long |
|-----------------|-----|-------|----|------|
| Rashard Davis | 5 | 111 | 1 | 58 |
| Brandon Ravenel | 5 | 97 | 0 | 44 |
| Daniel Schiele | 3 | 30 | 3 | 20 |
| Khalid Abdullah | 3 | 17 | 1 | 9 |

Punting

| | No. | Yds | Avg | Long | In20 | TB |
|-------------|-----|-----|------|------|------|----|
| Gunnar Kane | 3 | 147 | 49.0 | 53 | 0 | 0 |

Punt Returns

| | No. | Yards | TD | Long |
|---------------|-----|-------|----|------|
| John Miller | 3 | 65 | 0 | 42 |
| Rashard Davis | 1 | -1 | 0 | 0 |

Kick Returns

| | No. | Yards | TD | Long |
|--|-----|-------|----|------|
|--|-----|-------|----|------|

Tackles

| | UA-A | Total | Sacks | TFL |
|--------------|------|-------|-------|-----|
| John Daka | 3-3 | 6 | 0.0 | 1.0 |
| Martez Stone | 3-2 | 5 | 0.5 | 0.5 |

| Qtr | Time | Scoring Play | V-H |
|-----|-------|---|------|
| 1st | 11:03 | JMU - Khalid Abdullah 11 yd run (Tyler Gray kick), 8-75 3:57 | 0-7 |
| | 05:34 | JMU - Cardon Johnson 5 yd run (Tyler Gray kick), 8-72 3:47 | 0-14 |
| | 03:35 | JMU - Rashard Davis 58 yd pass from Bryan Schor (Tyler Gray kick), 3-69 1:06 | 0-21 |
| | 02:20 | JMU - Cardon Johnson 36 yd run (Tyler Gray kick), 1-36 0:07 | 0-28 |
| 2nd | 12:49 | JMU - Khalid Abdullah 5 yd pass from Bryan Schor (Tyler Gray kick), 7-52 3:08 | 0-35 |
| | 12:34 | URI - Harold Cooper 99 yd kickoff return (Justin Rohrwasser kick) | 7-35 |
| | 10:10 | JMU - Raven Greene 24 yd interception return (Tyler Gray kick) | 7-42 |
| | 00:39 | JMU - Daniel Schiele 8 yd pass from Bryan Schor (Tyler Gray kick), 12-85 6:12 | 7-49 |
| 3rd | 12:00 | JMU - Daniel Schiele 20 yd pass from Bryan Schor (Tyler Gray kick), 5-58 2:09 | 7-56 |
| | 07:26 | JMU - Trai Sharp 3 yd run (Tyler Gray kick), 9-64 3:33 | 7-63 |
| | 05:06 | JMU - Daniel Schiele 2 yd pass from Bryan Schor (Tyler Gray kick), 5-18 2:05 | 7-70 |
| 4th | 11:44 | JMU - Marcell Johnson 32 yd interception return (Tyler Gray kick) | 7-77 |
| | 09:41 | JMU - Taylor Woods 1 yd run (Tyler Gray kick), 3-14 1:08 | 7-84 |

2016 GAME SUMMARIES

Game #9: #7 James Madison 47, #6 Richmond 43

| | 1 | 2 | 3 | 4 | Score |
|---------------|----|----|---|----|-------|
| JAMES MADISON | 14 | 10 | 6 | 17 | 43 |
| RICHMOND | 10 | 14 | 7 | 12 | 43 |

Nov. 5, 2016 | Robins Stadium | Richmond, Va. | Attendance: 8,700

SCORING SUMMARY

| | | | | |
|-----|-------|-----|---|-------|
| 1st | 13:01 | UR | Wilkins 25 yd pass from Lauletta (Trau kick) | |
| | | | 5 plays, 82 yards, TOP 1:59 | 0-7 |
| | 10:18 | JMU | Schor 6 yd run (Gray kick) | |
| | | | 6 plays, 65 yards, TOP 2:43 | 7-7 |
| | 05:00 | UR | Trau 27 yd field goal | |
| | | | 12 plays, 70 yards, TOP 5:18 | 7-10 |
| | 00:03 | JMU | Davis 2 yd pass from Schor (Gray kick) | |
| | | | 10 plays, 52 yards, TOP 4:57 | 14-10 |
| 2nd | 07:17 | UR | Thompson 5 yd pass from Lauletta (Trau kick) | |
| | | | 14 plays, 77 yards, TOP 7:46 | 14-17 |
| | 04:00 | JMU | Gray 25 yd field goal | |
| | | | 8 plays, 54 yards, TOP 3:17 | 17-17 |
| | 02:07 | UR | Brown 28 yd pass from Lauletta (Trau kick) | |
| | | | 6 plays, 76 yards, TOP 1:53 | 17-24 |
| | 00:36 | JMU | Kloosterman 11 yd pass from Schor (Gray kick) | |
| | | | 5 plays, 39 yards, TOP 1:31 | 24-24 |
| 3rd | 10:28 | JMU | Abdullah 8 yd run (Gray kick blocked) | |
| | | | 2 plays, 20 yards, TOP 0:19 | 30-24 |
| | 02:12 | UR | Palmer 4 yd pass from Lauletta (Trau kick) | |
| | | | 6 plays, 80 yards, TOP 2:47 | 30-31 |
| 4th | 11:16 | JMU | Gray 21 yd field goal | |
| | | | 14 plays, 72 yards, TOP 5:56 | 33-31 |
| | 06:43 | UR | Lauletta 1 yd run (Lauletta pass failed) | |
| | | | 10 plays, 80 yards, TOP 4:33 | 33-37 |
| | 01:36 | JMU | Kloosterman 9 yd pass from Schor (Gray kick) | |
| | | | 12 plays, 71 yards, TOP 5:07 | 40-37 |
| | 01:00 | JMU | Abdullah 4 yd run (Gray kick) | |
| | | | 2 plays, 8 yards, TOP 0:10 | 47-37 |
| | 00:00 | UR | McCombs 13 yd pass from Lauletta | |
| | | | 6 plays, 83 yards, TOP 1:00 | 47-43 |

#7 JMU Wins Offensive Thriller, 47-43, at #6 Richmond

RICHMOND, Va. – Junior tight end Jonathan Kloosterman caught an acrobatic nine-yard touchdown pass with 1:36 to play and James Madison added another score with a minute remaining to push the seventh-ranked Dukes to a thrilling 47-43 win over No. 6 Richmond on Saturday evening at E. Claiborne Robins Stadium.

The Dukes improved to 8-1 on the season and remained unbeaten in Colonial Athletic Association play with a 6-0 mark. The Spiders fell to 7-2 overall and 4-2 in the CAA. It snapped UR's 11-game, home win streak, with the previous defeat at Robins Stadium coming back on Nov. 15, 2014 -- against JMU.

Kloosterman reeled in two touchdown passes for the first time in his career, while senior running back Khalid Abdullah ran for two scores to break JMU's all-time record for career rushing touchdowns, with 33.

Junior quarterback Bryan Schor was 22-of-28 for 285 yards and three touchdowns while rushing for 91 yards and a score for a career-best 376 yards of total offense. Three wide receivers had at least five receptions, led by junior Terrence Alls, who caught a career-high six catches for 98 yards. Senior Rashard Davis notched five grabs for 89 yards.

Richmond quarterback Kyle Lauletta rushed for a one-yard touchdown to put the Spiders up 37-33 with 6:43 remaining in the fourth quarter, but the Dukes drove 71 yards in 12 plays over 5:07 to set up the Kloosterman score that put the Dukes ahead 40-37. Abdullah added an insurance touchdown after UR turned the ball over on downs, then the Spiders threw a touchdown as time expired to bring the score to 47-43.

After an Andrew Ankrah sack forced the first punt of the game in the third quarter, Abdullah ran eight yards for a touchdown that put JMU up 30-24. Sophomore kicker Tyler Gray hit his second field goal of the day to put the Dukes on top 33-31 after Richmond's Jay Palmer had found the end zone on the previous drive.

For the second straight season the teams combined for over 1,000 yards, as the Spiders gained 551 on 435 passing and 116 rushing, and the Dukes had 534 yards on 285 passing and 249 rushing. JMU was 8-for-12 on third down, while Richmond was 7-for-12. The Dukes scored touchdowns on six of nine red-zone opportunities, and the defense sacked Lauletta three times for a loss of 27.

Defensively, redshirt junior safety Jordan Brown and redshirt senior linebacker Gage Steele each led the team with 11 tackles while junior defensive lineman and Richmond-native Cornell Urquhart had eight stops. Ankrah was one of four Dukes to have five tackles and finished with a season-best 2.0 sacks.



Quickie Statistics (Final)

James Madison vs Richmond (Nov 05, 2016 at Richmond, Va.)



| | JMU | RICHMOND |
|----------------------------|---------|----------|
| Score | 47 | 43 |
| FIRST DOWNS | 26 | 28 |
| RUSHES-YARDS (NET) | 41-249 | 29-116 |
| PASSING YDS (NET) | 285 | 435 |
| Passes Att-Comp-Int | 28-22-0 | 43-28-0 |
| TOTAL OFFENSE PLAYS-YARDS | 69-534 | 72-551 |
| Fumble Returns-Yards | 0-0 | 0-0 |
| Punt Returns-Yards | 0-0 | 0-0 |
| Kickoff Returns-Yards | 6-167 | 9-171 |
| Interception Returns-Yards | 0-0 | 0-0 |
| Punts (Number-Avg) | 0-0-0 | 2-18.5 |
| Fumbles-Lost | 1-1 | 0-0 |
| Penalties-Yards | 4-50 | 4-28 |
| Possession Time | 28:07 | 31:53 |
| Third-Down Conversions | 8 of 12 | 7 of 12 |
| Fourth-Down Conversions | 1 of 1 | 1 of 2 |
| Red-Zone Scores-Chances | 8-9 | 5-5 |

James Madison

| Rushing | No. | Gain | Loss | Net | TD | Lg | Avg |
|-----------------|-----|------|------|-----|----|----|-----|
| Khalid Abdullah | 20 | 123 | 0 | 123 | 2 | 22 | 6.2 |
| Bryan Schor | 12 | 92 | 1 | 91 | 1 | 45 | 7.6 |
| Cardon Johnson | 8 | 30 | 0 | 30 | 0 | 14 | 3.8 |
| Trai Sharp | 1 | 5 | 0 | 5 | 0 | 5 | 5.0 |

| Passing | C-A-I | Yds | TD | Long | Sack |
|-------------|---------|-----|----|------|------|
| Bryan Schor | 22-28-0 | 285 | 3 | 46 | 0 |

| Receiving | No. | Yards | TD | Long |
|----------------------|-----|-------|----|------|
| Terrence Alls | 6 | 98 | 0 | 46 |
| Brandon Ravenel | 5 | 89 | 0 | 36 |
| Jonathan Kloosterman | 5 | 53 | 2 | 20 |
| Rashard Davis | 5 | 32 | 1 | 19 |

| Punting | No. | Yds | Avg | Long | In20 | TB |
|-----------------|-----|-----|-----|------|------|----|
| Robbie Walker | 4 | 112 | 0 | 37 | | |
| Brandon Ravenel | 1 | 17 | 0 | 17 | | |

| Punt Returns | No. | Yards | TD | Long |
|-----------------|-----|-------|----|------|
| Robbie Walker | 4 | 112 | 0 | 37 |
| Brandon Ravenel | 1 | 17 | 0 | 17 |

| Kick Returns | No. | Yards | TD | Long |
|-----------------|-----|-------|----|------|
| Robbie Walker | 4 | 112 | 0 | 37 |
| Brandon Ravenel | 1 | 17 | 0 | 17 |

| Tackles | UA-A | Total | Sacks | TFL |
|--------------|------|-------|-------|-----|
| Jordan Brown | 6-5 | 11 | 1.0 | 1.0 |
| Gage Steele | 5-6 | 11 | 0.0 | 0.5 |

Richmond

| Rushing | No. | Gain | Loss | Net | TD | Lg | Avg |
|---------------|-----|------|------|-----|----|----|------|
| D. Thompson | 13 | 130 | 2 | 128 | 0 | 58 | 9.8 |
| David Broadus | 6 | 8 | 2 | 6 | 0 | 5 | 1.0 |
| Jay Palmer | 4 | 7 | 3 | 4 | 0 | 6 | 1.0 |
| Kyle Lauletta | 6 | 5 | 27 | -22 | 1 | 2 | -3.7 |

| Passing | C-A-I | Yds | TD | Long | Sack |
|---------------|---------|-----|----|------|------|
| Kyle Lauletta | 28-43-0 | 435 | 5 | 42 | 3 |

| Receiving | No. | Yards | TD | Long |
|----------------|-----|-------|----|------|
| Jarmal Bevels | 7 | 92 | 0 | 28 |
| Brian Brown | 5 | 126 | 1 | 42 |
| Tyler Wilkins | 5 | 59 | 1 | 25 |
| Garrett Hudson | 3 | 77 | 0 | 37 |

| Punting | No. | Yds | Avg | Long | In20 | TB |
|----------------|-----|-----|------|------|------|----|
| D.J. Helkowski | 1 | 28 | 28.0 | 28 | 0 | 0 |
| David Broadus | 1 | 9 | 9.0 | 9 | 0 | 0 |

| Punt Returns | No. | Yards | TD | Long |
|--------------|-----|-------|----|------|
| Porter Abell | 4 | 74 | 0 | 19 |
| Caleb Drake | 3 | 61 | 0 | 21 |

| Kick Returns | No. | Yards | TD | Long |
|--------------|-----|-------|----|------|
| Porter Abell | 4 | 74 | 0 | 19 |
| Caleb Drake | 3 | 61 | 0 | 21 |

| Tackles | UA-A | Total | Sacks | TFL |
|--------------|------|-------|-------|-----|
| Omar Howard | 2-10 | 12 | 0.0 | 0.5 |
| Selton Hodge | 4-6 | 10 | 0.0 | 0.0 |

| Qtr | Time | Scoring Play | V-H |
|-------|-------|---|---------|
| 1st | 13:01 | RICHMOND - Tyler Wilkins 25 yd pass from Kyle Lauletta (Griffin Trau kick), 5-82 1:59 | 0 - 7 |
| 1st | 10:18 | JMU - Bryan Schor 6 yd run (Tyler Gray kick), 6-65 2:43 | 7 - 7 |
| 05:00 | 05:00 | RICHMOND - Griffin Trau 27 yd field goal, 12-70 5:18 | 7 - 10 |
| 00:03 | 00:03 | JMU - Rashard Davis 2 yd pass from Bryan Schor (Tyler Gray kick), 10-52 4:57 | 14 - 10 |
| 07:17 | 07:17 | RICHMOND - D. Thompson 5 yd pass from Kyle Lauletta (Griffin Trau kick), 14-77 7:46 | 14 - 17 |
| 04:00 | 04:00 | JMU - Tyler Gray 25 yd field goal, 8-54 3:17 | 17 - 17 |
| 02:07 | 02:07 | RICHMOND - Brian Brown 28 yd pass from Kyle Lauletta (Griffin Trau kick), 6-76 1:53 | 17 - 24 |
| 00:36 | 00:36 | JMU - Jonathan Kloosterman 11 yd pass from Bryan Schor (Tyler Gray kick), 5-39 1:31 | 24 - 24 |
| 10:28 | 10:28 | JMU - Khalid Abdullah 8 yd run (Tyler Gray kick blocked), 2-20 0:19 | 30 - 24 |
| 02:12 | 02:12 | RICHMOND - Jay Palmer 4 yd pass from Kyle Lauletta (Griffin Trau kick), 6-80 2:47 | 30 - 31 |
| 11:16 | 11:16 | JMU - Tyler Gray 21 yd field goal, 14-72 5:56 | 33 - 31 |
| 06:43 | 06:43 | RICHMOND - Kyle Lauletta 1 yd run (Kyle Lauletta pass failed), 10-80 4:33 | 33 - 37 |
| 01:36 | 01:36 | JMU - Jonathan Kloosterman 9 yd pass from Bryan Schor (Tyler Gray kick), 12-71 5:07 | 40 - 37 |
| 01:00 | 01:00 | JMU - Khalid Abdullah 4 yd run (Tyler Gray kick), 2-8 0:10 | 47 - 37 |
| 00:00 | 00:00 | RICHMOND - Will McCombs 13 yd pass from Kyle Lauletta, 6-83 1:00 | 47 - 43 |

2016 GAME SUMMARIES

Game #10: #6 James Madison 20, #9 Villanova 7

| | 1 | 2 | 3 | 4 | Score |
|---------------|---|---|---|----|-------|
| JAMES MADISON | 7 | 0 | 3 | 10 | 20 |
| RICHMOND | 0 | 7 | 0 | 0 | 7 |

Nov. 12, 2016 | Villanova Stadium | Villanova Pa. | Attendance: 6,109

SCORING SUMMARY

| | | | | |
|-----|-------|-----|-----------------------------------|------|
| 1st | 08:20 | JMU | Abdullah 5 yd run (Gray kick) | |
| | | | 13 plays, 84 yards, TOP 6:40 | 7-0 |
| 2nd | 11:52 | VU | Badnarczyk 56 yd run (Smith kick) | |
| | | | 4 plays, 80 yards, TOP 1:41 | 7-7 |
| 3rd | 03:28 | JMU | Gray 21 yd field goal | |
| | | | 5 plays, 9 yards, TOP 1:31 | 10-7 |
| 4th | 04:43 | JMU | Gray 27 yd field goal | |
| | | | 12 plays, 69 yards, TOP 6:04 | 13-7 |
| | 02:36 | JMU | Abdullah 2 yd run (Gray kick) | |
| | | | 4 plays, 7 yards, TOP 1:13 | 20-7 |

Defense Propels No. 6 JMU to CAA Title with 20-7 win at No. 9 Villanova

VILLANOVA, Pa. – James Madison's defense caused four turnovers and recorded multiple key stops as JMU posted a 20-7 victory over Villanova in a top-10 showdown to clinch the 2016 Colonial Athletic Association football championship on Saturday afternoon at Villanova Stadium.

JMU, ranked sixth in the STATS FCS Poll, fifth in the FCS Coaches Poll and fourth in the NCAA selection committee's projection, improved to 9-1 overall and 7-0 in the CAA. The Dukes captured their second straight CAA title and just the second outright championship in program history. James Madison also claimed the CAA's automatic bid to the NCAA FCS Championship. VU, ninth in the STATS Poll and 11th in the Coaches Poll, fell to 7-3 overall and 5-2 in the CAA.

In a matchup of the league's top offense in JMU against the league's best statistical defense in Villanova, it was the Dukes limiting the Wildcats to one touchdown with four takeaways. James Madison limited Villanova to three-and-outs on four possessions, stopped VU on downs twice inside the JMU 25-yard line and blocked one field goal.

Leading 13-7 with under four minutes remaining in the ball game, redshirt senior defensive lineman Martez Stone intercepted a tipped pass at the line of scrimmage, setting up a goal-to-go situation for the Dukes. Four plays later, senior running back Khalid Abdullah capped off his two-score afternoon with a two-yard touchdown to extend JMU's lead to 20-7 with 2:36 to go. On the ensuing play, Zach Bednarczyk was picked off for the fourth time in the game, this time by redshirt senior corner Taylor Reynolds, to seal JMU's fifth CAA championship.

Abdullah went over 100 rushing yards for the seventh time this season and the 11th of his career, finishing with a game-high 101, to go with two touchdowns. His game-long 30-yard rush put him in elite company, as he became the fourth player in JMU history to rush for over 3,000 career yards (3,044).

Junior linebacker Brandon Hereford led the Dukes with eight total tackles, and redshirt senior linebacker Gage Steele had six stops, while redshirt junior corner Jordan Brown and junior defensive lineman Cornell Urquhart each had five tackles. Brown also finished with one of JMU's four interceptions, and Urquhart blocked a Villanova field goal, had a pass breakup and set up Stone's fourth-quarter pick. Also making an interception in the second half was senior safety Raven Greene, who is tied for seventh in single-season history with five.

JMU passed for 151 as a team, led by junior Bryan Schor's 108 yards on 10-of-11 passing before exiting the game early in the second quarter. Freshman Cole Johnson finished 5-for-12 for 43 yards. Senior receiver Brandon Ravenel was one of eight players to record a catch with three receptions for 54 yards. Junior tight end Jonathan Kloosterman and senior receiver Rashard Davis joined Ravenel with three grabs.

The Dukes limited the Wildcats to just 239 yards of offense, including just 71 through the air, as Bednarczyk finished 12-of-30 for 71 yards and four interceptions. He also rushed for 62 and the team's only score.

JMU found the end zone on the opening drive of the game, going 84 yards over 13 plays. Schor was 5-for-6 for 57 yards, setting up a first-and-goal. Two plays later, Abdullah cashed in from five yards out to take a 7-0 lead less than seven minutes in. Villanova tied it early in the second when Bednarczyk took a quarterback read 56 yards to tie the game at 7-7, which would remain the score heading into halftime.

Sophomore kicker Tyler Gray gave JMU the lead in the third quarter, hitting a 21-yard attempt with 3:28 left to put the Dukes up 10-7. He converted a 27 yarder as well in the fourth prior to JMU's pair of interceptions and game-clinching score.



Quickie Statistics (Final)

#6 James Madison vs #9 Villanova (Nov 12, 2016 at Villanova, Pa.)



| | JMU | VU |
|----------------------------|---------|---------|
| Score | 20 | 7 |
| FIRST DOWNS | 16 | 12 |
| RUSHES-YARDS (NET) | 43-126 | 31-168 |
| PASSING YDS (NET) | 151 | 71 |
| Passes Att-Comp-Int | 23-15-2 | 31-12-4 |
| TOTAL OFFENSE PLAYS-YARDS | 66-277 | 62-239 |
| Fumble Returns-Yards | 0-0 | 0-0 |
| Punt Returns-Yards | 1-6 | 2-9 |
| Kickoff Returns-Yards | 2-20 | 4-71 |
| Interception Returns-Yards | 4-54 | 2-0 |
| Punts (Number-Avg) | 4-42.5 | 4-41.8 |
| Fumbles-Lost | 0-0 | 1-0 |
| Penalties-Yards | 7-70 | 6-57 |
| Possession Time | 32:50 | 27:10 |
| Third-Down Conversions | 4 of 14 | 4 of 15 |
| Fourth-Down Conversions | 1 of 2 | 2 of 5 |
| Red-Zone Scores-Chances | 4-5 | 0-2 |

James Madison

| Rushing | No. | Gain | Loss | Net | TD | Lg | Avg |
|-----------------|-----|------|------|-----|----|----|-----|
| Khalid Abdullah | 33 | 120 | 19 | 101 | 2 | 30 | 3.1 |
| Bryan Schor | 4 | 25 | 5 | 20 | 0 | 11 | 5.0 |
| Cole Johnson | 4 | 12 | 6 | 6 | 0 | 10 | 1.5 |
| Trai Sharp | 1 | 2 | 0 | 2 | 0 | 2 | 2.0 |

| Passing | C-A-I | Yds | TD | Long | Sack |
|--------------|---------|-----|----|------|------|
| Cole Johnson | 5-12-2 | 43 | 0 | 13 | 1 |
| Bryan Schor | 10-11-0 | 108 | 0 | 32 | 0 |

| Receiving | No. | Yards | TD | Long |
|----------------------|-----|-------|----|------|
| Brandon Ravenel | 3 | 54 | 0 | 32 |
| Jonathan Kloosterman | 3 | 29 | 0 | 12 |
| Rashard Davis | 3 | 11 | 0 | 7 |
| Domo Taylor | 2 | 14 | 0 | 8 |

| Punting | No. | Yds | Avg | Long | In20 | TB |
|-------------|-----|-----|------|------|------|----|
| Gunnar Kane | 4 | 170 | 42.5 | 48 | 0 | 0 |

| Punt Returns | No. | Yards | TD | Long |
|---------------|-----|-------|----|------|
| Rashard Davis | 1 | 6 | 0 | 6 |

| Kick Returns | No. | Yards | TD | Long |
|---------------|-----|-------|----|------|
| Robbie Walker | 1 | 5 | 0 | 5 |
| Terrence Ails | 1 | 9 | 0 | 9 |

| Tackles | UA-A | Total | Sacks | TFL |
|------------------|------|-------|-------|-----|
| Brandon Hereford | 4-4 | 8 | 0.0 | 0.0 |
| Gage Steele | 5-1 | 6 | 0.0 | 0.0 |
| Cornell Urquhart | 3-2 | 5 | 0.0 | 0.0 |
| Jordan Brown | 3-2 | 5 | 0.0 | 0.0 |

Villanova

| Rushing | No. | Gain | Loss | Net | TD | Lg | Avg |
|----------------|-----|------|------|-----|----|----|------|
| Forbes, A. | 17 | 65 | 0 | 65 | 0 | 11 | 3.8 |
| Bednarczyk, Z. | 4 | 64 | 2 | 62 | 1 | 56 | 15.5 |
| Gudzak, M. | 6 | 35 | 6 | 29 | 0 | 16 | 4.8 |
| White, J. | 2 | 7 | 0 | 7 | 0 | 4 | 3.5 |

| Passing | C-A-I | Yds | TD | Long | Sack |
|----------------|---------|-----|----|------|------|
| Bednarczyk, Z. | 12-30-4 | 71 | 0 | 13 | 0 |
| Hinchen, J. | 0-1-0 | 0 | 0 | 0 | 0 |

| Receiving | No. | Yards | TD | Long |
|--------------|-----|-------|----|------|
| Gudzak, M. | 3 | 15 | 0 | 13 |
| Phillips, T. | 2 | 13 | 0 | 8 |
| Bell, R. | 2 | 10 | 0 | 5 |
| Kerxton, Z. | 1 | 9 | 0 | 9 |

| Punting | No. | Yds | Avg | Long | In20 | TB |
|-------------|-----|-----|------|------|------|----|
| Hinchen, J. | 4 | 167 | 41.8 | 47 | 1 | 0 |

| Punt Returns | No. | Yards | TD | Long |
|--------------|-----|-------|----|------|
| Ceneus, J. | 2 | 9 | 0 | 9 |

| Kick Returns | No. | Yards | TD | Long |
|--------------|-----|-------|----|------|
| Forbes, A. | 3 | 58 | 0 | 22 |
| Ceneus, J. | 1 | 13 | 0 | 13 |

| Tackles | UA-A | Total | Sacks | TFL |
|--------------|------|-------|-------|-----|
| Calitro, A. | 7-4 | 11 | 0.0 | 3.5 |
| Steeb, J. | 5-5 | 10 | 0.0 | 0.5 |
| Shockley, E. | 8-0 | 8 | 0.0 | 1.0 |
| Ceneus, J. | 5-1 | 6 | 0.0 | 1.0 |

| Qtr | Time | Scoring Play | V-H |
|-----|-------|--|------|
| 1st | 08:20 | JMU - Khalid Abdullah 5 yd run (Tyler Gray kick), 13-84 6:40 | 7-0 |
| 2nd | 11:52 | VU - Bednarczyk, Z. 56 yd run (Smith G. kick), 4-80 1:41 | 7-7 |
| 3rd | 03:28 | JMU - Tyler Gray 21 yd field goal, 5-9 1:31 | 10-7 |
| 4th | 04:43 | JMU - Tyler Gray 27 yd field goal, 12-69 6:04 | 13-7 |
| | 02:36 | JMU - Khalid Abdullah 2 yd run (Tyler Gray kick), 4-7 1:13 | 20-7 |

2016 GAME SUMMARIES

Game #11: #6 James Madison 63, Elon 14

| | 1 | 2 | 3 | 4 | Score |
|---------------|----|----|----|----|-------|
| ELON | 0 | 7 | 7 | 0 | 14 |
| JAMES MADISON | 17 | 10 | 15 | 21 | 63 |

Nov. 19, 2016 | Bridgeforth Stadium | Harrisonburg, Va. | Attendance: 16,184

SCORING SUMMARY

| | | | | |
|-----|-------|------|---|-------|
| 1st | 12:53 | JMU | Sharp 23 yd run (Gray kick) | |
| | | | 6 plays, 71 yards, TOP 2:07 | 7-0 |
| | 09:48 | JMU | Taylor 70 yd pass from Johnson (Gray kick) | |
| | | | 6 plays, 86 yards, TOP 2:11 | 14-0 |
| | 05:01 | JMU | Gray 23 yd field goal | |
| | | | 5 plays, 65 yards, TOP 2:25 | 17-0 |
| 2nd | 14:02 | JMU | Gray 21 yd field goal | |
| | | | 9 plays, 70 yards, TOP 3:49 | 20-0 |
| | 08:47 | JMU | Woods 5 yd run (Gray kick) | |
| | | | 7 plays, 81 yards, TOP 3:02 | 27-0 |
| | 01:00 | ELON | Borders 56 yd pass from Thompson (Gallagher kick) | |
| | | | 8 plays, 85 yards, TOP 3:36 | 27-7 |
| 3rd | 09:13 | ELON | McNair 1 yd run (Gallagher kick) | |
| | | | 11 plays, 75 yards, TOP 5:47 | 27-14 |
| | 07:00 | JMU | Taylor 21 yd pass from Johnson (Johnson rush) | |
| | | | 5 plays, 73 yards, TOP 2:06 | 35-14 |
| | 01:02 | JMU | Sharp 9 yd pass from Woods (Gray kick) | |
| | | | 8 plays, 67 yards, TOP 3:08 | 42-14 |
| 4th | 14:03 | JMU | Davis 76 yd punt return (Gray kick) | |
| | | | | 49-14 |
| | 09:54 | JMU | Abdullah 10 yd run (Gray kick) | |
| | | | 6 plays, 59 yards, TOP 2:21 | 56-14 |
| | 02:16 | JMU | Walker 13 yd pass from Etheridge (Gray kick) | |
| | | | 8 plays, 74 yards, TOP 3:41 | 63-14 |

#6 Dukes Complete Undefeated CAA Season with 63-14 Win over Elon

HARRISONBURG, Va. – Freshman quarterback Cole Johnson threw for two touchdowns in his first career start, and sixth-ranked James Madison rolled to a 63-14 Colonial Athletic Association victory against Elon on Saturday afternoon at Bridgeforth Stadium/Zane Showker Field.

The Dukes (10-1, 8-0 CAA) completed the eight-game CAA slate with an undefeated record for just the second time in school history, and the win over the Phoenix (2-9, 1-7 CAA) marked JMU's fourth season with 10 or more wins all-time.

Johnson was 12-of-13 for 274 yards and two touchdowns while rushing for 23 yards to total 297 yards of total offense. Senior running back Khalid Abdullah went over the century mark for the eighth time this season, rushing for 125 yards and a score. Junior Taylor Woods and sophomore Trai Sharp each ran for an identical 80 yards and a touchdown, while Woods threw his first career touchdown pass in the wildcat formation.

Senior Domo Taylor paced the receiving corps with four receptions for 114 yards and two touchdowns – both career highs. Senior Rashard Davis took a 76-yard punt return for a touchdown in the fourth, tying the program's single-season record of three. The Dukes now have four as a team, which ties the team's 2008 single-season mark.

The Dukes out-gained Elon 699 to 337, which included a 16-of-17 mark for 337 yards through the air and 362 on the ground (7.7 yards per carry). The Dukes averaged 10.9 yards per play and 19.8 yards per pass attempt. JMU was 4-for-7 on third down while holding the Phoenix to a 5-of-14 mark.

Senior linebacker Gage Steele led the defense with a game-high 10 tackles and a 0.5 tackle-for-loss. Senior safety Raven Greene and junior linebacker Brandon Hereford each tallied eight stops. The Dukes had five tackles for loss, led by redshirt senior Martez Stone's 2.0 for loss.

Elon was paced by Daniel Thompson, who threw for 132 yards and a touchdown. De'Sean McNair rushed for 87 yards and a score, while Malcolm Summers added 61 on the ground.

The Dukes opened the game scoring with five consecutive scoring drives to mount a 27-0 lead before the midway point of the second quarter. After Elon struck for back-to-back touchdowns to bridge the halves, the Dukes found the end zone on all five second-half drives, including three times in the fourth quarter.

DOUBLE-DIGIT WINS

This year marks the fourth season in JMU history with 10 or more wins, and the second with double-digit victories during the regular season. The last was in 2008 when the Dukes went 12-2 (10-1 in the regular season) and made the FCS semifinals as the No. 1 seed. JMU also totaled double-digit wins in 1994 (10-3) and the national title season of 2004 (13-2).

8-0 IN CAA PLAY IS A TALL ORDER

The Dukes became the eighth team to finish the CAA slate undefeated since the league expanded to an eight-game schedule in 1988. New Hampshire accomplished the feat most recently in 2014 when they won the league title. JMU went 8-0 in the CAA in 2008 as well.



Quickie Statistics (Final)

Elon vs #6 James Madison (Nov 19, 2016 at Harrisonburg, Va.)



| | ELON | JMU |
|----------------------------|---------|---------|
| Score | 14 | 63 |
| FIRST DOWNS | 15 | 28 |
| RUSHES-YARDS (NET) | 41-205 | 47-362 |
| PASSING YDS (NET) | 132 | 337 |
| Passes Att-Comp-Int | 23-11-0 | 17-16-0 |
| TOTAL OFFENSE PLAYS-YARDS | 64-337 | 64-699 |
| Fumble Returns-Yards | 0-0 | 0-0 |
| Punt Returns-Yards | 0-0 | 2-84 |
| Kickoff Returns-Yards | 6-110 | 3-68 |
| Interception Returns-Yards | 0-0 | 0-0 |
| Punts (Number-Avg) | 8-41.0 | 1-41.0 |
| Fumbles-Lost | 1-0 | 2-0 |
| Penalties-Yards | 1-5 | 3-20 |
| Possession Time | 31:33 | 28:27 |
| Third-Down Conversions | 5 of 14 | 4 of 7 |
| Fourth-Down Conversions | 0 of 1 | 0 of 0 |
| Red-Zone Scores-Chances | 1-1 | 6-6 |

Elon

| Rushing | No. | Gain | Loss | Net | TD | Lg | Avg |
|-----------------|-----|------|------|-----|----|----|-----|
| De'Sean McNair | 22 | 90 | 3 | 87 | 1 | 20 | 4.0 |
| Malcolm Summers | 7 | 63 | 2 | 61 | 0 | 41 | 8.7 |
| Daniel Thompson | 5 | 34 | 2 | 32 | 0 | 24 | 6.4 |
| Copeland Spell | 4 | 15 | 0 | 15 | 0 | 9 | 3.8 |

| Passing | C-A-I | Yds | TD | Long | Sack |
|-----------------|---------|-----|----|------|------|
| Daniel Thompson | 11-23-0 | 132 | 1 | 56 | 0 |

| Receiving | No. | Yards | TD | Long |
|------------------|-----|-------|----|------|
| Jeremiah Bridges | 3 | 31 | 0 | 14 |
| Efrim Borders | 2 | 62 | 1 | 56 |
| De'Sean McNair | 2 | -5 | 0 | 2 |
| Cole Taylor | 1 | 20 | 0 | 20 |

| Punting | No. | Yds | Avg | Long | In20 | TB |
|---------------|-----|-----|------|------|------|----|
| David Petroni | 8 | 328 | 41.0 | 57 | 3 | 0 |

| Punt Returns | No. | Yards | TD | Long |
|-----------------|-----|-------|----|------|
| Malcolm Summers | 6 | 110 | 0 | 32 |

| Kick Returns | No. | Yards | TD | Long |
|------------------|-----|-------|-----|------|
| John Silas | 5-5 | 10 | 0.0 | 1.0 |
| Quincy Willoughb | 5-2 | 7 | 0.0 | 0.0 |

| Tackles | UA-A | Total | Sacks | TFL |
|------------------|------|-------|-------|-----|
| John Silas | 5-5 | 10 | 0.0 | 1.0 |
| Quincy Willoughb | 5-2 | 7 | 0.0 | 0.0 |

| Qtr | Time | Scoring Play | V-H |
|-----|-------|---|---------|
| 1st | 12:53 | JMU - Trai Sharp 23 yd run (Tyler Gray kick), 6-71 2:07 | 0 - 7 |
| | 09:48 | JMU - Domo Taylor 70 yd pass from Cole Johnson (Tyler Gray kick), 6-86 2:11 | 0 - 14 |
| | 05:01 | JMU - Tyler Gray 23 yd field goal, 5-65 2:25 | 0 - 17 |
| | 14:02 | JMU - Tyler Gray 21 yd field goal, 9-70 3:49 | 0 - 20 |
| 2nd | 08:47 | JMU - Taylor Woods 5 yd run (Tyler Gray kick), 7-81 3:02 | 0 - 27 |
| | 01:00 | ELON - Efrim Borders 56 yd pass from Daniel Thompson (John Gallagher kick), 8-85 3:36 | 7 - 27 |
| | 09:13 | ELON - De'Sean McNair 1 yd run (John Gallagher kick), 11-75 5:47 | 14 - 27 |
| | 07:00 | JMU - Domo Taylor 21 yd pass from Cole Johnson (Cole Johnson rush), 5-73 2:06 | 14 - 35 |
| | 01:02 | JMU - Trai Sharp 9 yd pass from Taylor Woods (Tyler Gray kick), 8-67 3:08 | 14 - 42 |
| | 14:03 | JMU - Rashard Davis 76 yd punt return (Tyler Gray kick) | 14 - 49 |
| 4th | 09:54 | JMU - Khalid Abdullah 10 yd run (Tyler Gray kick), 6-59 2:21 | 14 - 56 |
| | 02:16 | JMU - Robbie Walker 13 yd pass from Hunter Etheridge (Tyler Gray kick), 8-74 3:41 | 14 - 63 |

James Madison

| Rushing | No. | Gain | Loss | Net | TD | Lg | Avg |
|-----------------|-----|------|------|-----|----|----|------|
| Khalid Abdullah | 19 | 126 | 1 | 125 | 1 | 29 | 6.6 |
| Trai Sharp | 13 | 85 | 5 | 80 | 1 | 23 | 6.2 |
| Taylor Woods | 6 | 80 | 0 | 80 | 1 | 59 | 13.3 |
| John Miller | 3 | 34 | 0 | 34 | 0 | 21 | 11.3 |

| Passing | C-A-I | Yds | TD | Long | Sack |
|------------------|---------|-----|----|------|------|
| Cole Johnson | 12-13-0 | 274 | 2 | 70 | 0 |
| Hunter Etheridge | 3-3-0 | 54 | 1 | 28 | 0 |

| Receiving | No. | Yards | TD | Long |
|----------------------|-----|-------|----|------|
| Domo Taylor | 4 | 114 | 2 | 70 |
| Jonathan Kloosterman | 2 | 61 | 0 | 48 |
| Nick Carlton | 2 | 41 | 0 | 28 |
| Terrence Ails | 2 | 36 | 0 | 27 |

| Punting | No. | Yds | Avg | Long | In20 | TB |
|-------------|-----|-----|------|------|------|----|
| Gunnar Kane | 1 | 41 | 41.0 | 41 | 1 | 0 |

| Punt Returns | No. | Yards | TD | Long |
|---------------|-----|-------|----|------|
| Rashard Davis | 1 | 76 | 1 | 76 |
| John Miller | 1 | 8 | 0 | 8 |

| Kick Returns | No. | Yards | TD | Long |
|---------------|-----|-------|----|------|
| Robbie Walker | 3 | 68 | 0 | 29 |

| Tackles | UA-A | Total | Sacks | TFL |
|--------------|------|-------|-------|-----|
| Gage Steele | 4-6 | 10 | 0.0 | 0.5 |
| Raven Greene | 4-4 | 8 | 0.0 | 0.0 |

2016 GAME SUMMARIES

Game #12: #4 James Madison 55, #22 New Hampshire 22

| | 1 | 2 | 3 | 4 | Score |
|---------------|---|----|----|---|-------|
| NEW HAMPSHIRE | 7 | 0 | 8 | 7 | 22 |
| JAMES MADISON | 3 | 28 | 21 | 3 | 55 |

Dec. 3, 2016 | Bridgeforth Stadium | Harrisonburg, Va. | Attendance: 13,231

SCORING SUMMARY

| | | | | |
|-----|-------|-----|---|-------|
| 1st | 07:59 | UNH | Crossan 1 yd run (Ellman kick) | |
| | | | 3 plays, 16 yards, TOP 0:38 | 0-7 |
| | 04:02 | JMU | Gray 18 yd field goal | |
| | | | 9 plays, 64 yards, TOP 3:57 | 3-7 |
| 2nd | 12:32 | JMU | Alls 25 yd pass from Schor (Gray kick) | |
| | | | 10 plays, 76 yards, TOP 3:52 | 10-7 |
| | 08:45 | JMU | Ravenel 37 yd pass from Davis (Gray kick) | |
| | | | 6 plays, 92 yards, TOP 2:41 | 17-7 |
| | 03:43 | JMU | Kloosterman 11 yd pass from Schor (Gray kick) | |
| | | | 2 plays, 18 yards, TOP 0:37 | 24-7 |
| | 00:57 | JMU | Ravenel 19 yd pass from Schor (Gray kick) | |
| | | | 5 plays, 33 yards, TOP 2:01 | 31-7 |
| 3rd | 13:16 | UNH | Crossan 14 yd run (Crossan pass) | |
| | | | 5 plays, 67 yards, TOP 1:44 | 31-14 |
| | 13:01 | JMU | Ravenel 86 yd kickoff return (Gray kick) | |
| | | | | 38-14 |
| | 08:26 | JMU | Alls 14 yd pass from Schor (Gray kick) | |
| | | | 6 plays, 48 yards, TOP 2:40 | 45-14 |
| | 00:20 | JMU | Kloosterman 6 yd pass from Schor (Gray kick) | |
| | | | 6 plays, 56 yards, TOP 2:37 | 52-14 |
| 4th | 08:40 | JMU | Gray 31 yd field goal | |
| | | | 12 plays, 49 yards, TOP 4:50 | 55-14 |
| | 00:20 | UNH | Riese 11 yd run (Ellman kick) | |
| | | | 9 plays, 89 yards, TOP 1:50 | 55-22 |

Aerial Assault Pushes Dukes to Playoff Win Over UNH, 55-22

HARRISONBURG, Va. – Junior quarterback Bryan Schor tied the program record with five passing touchdowns, and fourth-seeded James Madison scored seven touchdowns in the middle quarters to rout New Hampshire 55-22 in the second round of the FCS playoffs on Saturday at Bridgeforth Stadium/Zane Showker Field.

The Dukes (11-1) advance to next weekend's FCS quarterfinals, where they will host Sam Houston State on Friday, Dec. 9 at 7 p.m. on ESPN2. The Bearcats defeated Chattanooga 41-36 on Saturday.

Making his return from injury, Schor had a career day, going 30-for-37 for 371 yards and five touchdowns. His passing yards was the fifth most in JMU single-game history and he became the first quarterback to throw five touchdown passes in two separate games.

For the second straight game against the Wildcats (8-5), senior receiver Brandon Ravenel and redshirt junior receiver Terrence Alls both tallied two receiving touchdowns, while junior tight end Jonathan Kloosterman added two of his own in the red zone. The two scores tied career highs for all three players.

Ravenel reeled in career highs of eight receptions for 155 yards – all in the first half – as he became the first JMU player since 2009 to go over 150. The senior also collected 108 yards and a touchdown on two kick returns to total 263 all-purpose yards. Alls also had career bests of seven catches for 126 yards.

The win was JMU's first in the postseason since a first-round victory at Eastern Kentucky in 2011. It was also the first playoff win at Bridgeforth Stadium since the 2008 quarterfinals against Villanova.


The Dukes trailed 7-3 after one quarter, but scored four passing touchdowns in the second frame to take a 31-7 lead into the halftime locker room. Alls hauled in an athletic catch in the back of the end zone before senior receiver Rashard Davis threw his first career touchdown pass to Ravenel, a 37-yard strike after a handoff from Schor. Kloosterman and Ravenel added 11- and 19-yard touchdown catches to close out the half.

The Wildcats' Dalton Crossan scored a 14-yard rushing touchdown on the opening drive of the third quarter, but Ravenel immediately responded with an 86-yard kickoff return touchdown. Alls and Kloosterman each grabbed their second receiving scores of the day later in the quarter to put the game out of reach at 52-15 at the end of the third.


DEFENSIVE STANDOUTS

JMU put in a strong defensive performance, limiting New Hampshire to 268 yards of total offense. The Dukes were led by junior linebacker Brandon Hereford, who had eight tackles. Redshirt senior linebacker Gage Steele returned a fourth-quarter interception for 25 yards in addition to tallying five tackles and a quarterback hurry. Redshirt senior defensive lineman Martez Stone added four tackles, a sack and a pass break-up.





#22 New Hampshire vs #4 James Madison (Dec 03, 2016 at Harrisonburg, Va)



Quickie Statistics (Final)

| | UNH | | JMU | |
|----------------------------|---------|--|---------|--|
| Score | 22 | | 55 | |
| FIRST DOWNS | 14 | | 31 | |
| RUSHES-YARDS (NET) | 21-125 | | 48-159 | |
| PASSING YDS (NET) | 143 | | 408 | |
| Passes Att-Comp-Int | 35-16-1 | | 39-31-1 | |
| TOTAL OFFENSE PLAYS-YARDS | 56-268 | | 87-567 | |
| Fumble Returns-Yards | 0-0 | | 0-0 | |
| Punt Returns-Yards | 1-0 | | 2-39 | |
| Kickoff Returns-Yards | 8-188 | | 3-114 | |
| Interception Returns-Yards | 1-6 | | 1-25 | |
| Punts (Number-Avg) | 9-39.1 | | 2-42.5 | |
| Fumbles-Lost | 1-1 | | 1-1 | |
| Penalties-Yards | 6-63 | | 9-76 | |
| Possession Time | 20:16 | | 39:44 | |
| Third-Down Conversions | 3 of 13 | | 6 of 14 | |
| Fourth-Down Conversions | 0 of 0 | | 3 of 4 | |
| Red-Zone Scores-Chances | 3-4 | | 6-8 | |

New Hampshire

| Rushing | No. | Gain | Loss | Net | TD | Lg | Avg |
|-----------------|-----|------|------|-----|----|----|------|
| Crossan, Dalton | 15 | 92 | 0 | 92 | 2 | 26 | 6.1 |
| Bryant, Trevon | 2 | 23 | 0 | 23 | 0 | 13 | 11.5 |
| Riese, Adam | 1 | 11 | 0 | 11 | 1 | 11 | 11.0 |
| Knight, Trevor | 3 | 7 | 8 | -1 | 0 | 4 | -0.3 |

| Passing | C-A-I | Yds | TD | Long | Sack |
|----------------|--------|-----|----|------|------|
| Knight, Trevor | 8-21-0 | 69 | 0 | 26 | 1 |
| Riese, Adam | 8-14-1 | 74 | 0 | 31 | 0 |

| Receiving | No. | Yards | TD | Long |
|----------------|-----|-------|----|------|
| O'Connor, Neil | 6 | 67 | 0 | 31 |
| Love, Malik | 3 | 44 | 0 | 26 |
| Donovan, Rory | 2 | 18 | 0 | 9 |
| Powell, Jordan | 2 | 7 | 0 | 4 |

| Punting | No. | Yds | Avg | Long | In20 | TB |
|---------------|-----|-----|------|------|------|----|
| Pedinoff, Max | 6 | 238 | 39.7 | 47 | 1 | 0 |
| Sanborn, Drew | 3 | 114 | 38.0 | 42 | 0 | 0 |

| Punt Returns | No. | Yards | TD | Long |
|---------------|-----|-------|----|------|
| DeAndrade, C. | 1 | 0 | 0 | 0 |

| Kick Returns | No. | Yards | TD | Long |
|-----------------|-----|-------|----|------|
| Crossan, Dalton | 5 | 129 | 0 | 43 |
| DeAndrade, C. | 3 | 59 | 0 | 33 |

| Tackles | UA-A | Total | Sacks | TFL |
|----------------|------|-------|-------|-----|
| Lacey, Pop | 8-4 | 12 | 0.0 | 0.0 |
| Perkins, Isiah | 6-1 | 7 | 0.0 | 0.0 |

James Madison

| Rushing | No. | Gain | Loss | Net | TD | Lg | Avg |
|-----------------|-----|------|------|-----|----|----|------|
| Khalid Abdullah | 22 | 93 | 6 | 87 | 0 | 16 | 4.0 |
| Trai Sharp | 16 | 80 | 3 | 77 | 0 | 23 | 4.8 |
| Daniel Schiele | 1 | 11 | 0 | 11 | 0 | 11 | 11.0 |
| Cole Johnson | 1 | 7 | 0 | 7 | 0 | 7 | 7.0 |

| Passing | C-A-I | Yds | TD | Long | Sack |
|--------------|---------|-----|----|------|------|
| Bryan Schor | 30-37-1 | 371 | 5 | 39 | 4 |
| Cole Johnson | 0-1-0 | 0 | 0 | 0 | 0 |

| Receiving | No. | Yards | TD | Long |
|-----------------|-----|-------|----|------|
| Brandon Ravenel | 8 | 155 | 2 | 39 |
| Terrence Alls | 7 | 126 | 2 | 32 |
| John Miller | 5 | 13 | 0 | 7 |
| Domo Taylor | 4 | 45 | 0 | 27 |

| Punting | No. | Yds | Avg | Long | In20 | TB |
|-------------|-----|-----|------|------|------|----|
| Gunnar Kane | 2 | 85 | 42.5 | 43 | 2 | 0 |

| Punt Returns | No. | Yards | TD | Long |
|---------------|-----|-------|----|------|
| Rashard Davis | 2 | 39 | 0 | 40 |

| Kick Returns | No. | Yards | TD | Long |
|-----------------|-----|-------|----|------|
| Brandon Ravenel | 2 | 108 | 1 | 86 |
| John Miller | 1 | 6 | 0 | 6 |

| Tackles | UA-A | Total | Sacks | TFL |
|------------------|------|-------|-------|-----|
| Brandon Hereford | 7-1 | 8 | 0.0 | 0.0 |
| Jordan Brown | 4-1 | 5 | 0.0 | 0.0 |

| Qtr | Time | Scoring Play | V-H |
|-----|-------|---|---------|
| 1st | 07:59 | UNH - Crossan, Dalton 1 yd run (Ellman, Morgan kick), 3-16 0:38 | 7 - 0 |
| | 04:02 | JMU - Tyler Gray 18 yd field goal, 9-64 3:57 | 7 - 3 |
| 2nd | 12:32 | JMU - Terrence Alls 25 yd pass from Bryan Schor (Tyler Gray kick), 10-76 3:52 | 7 - 10 |
| | 08:45 | JMU - Brandon Ravenel 37 yd pass from Rashard Davis (Tyler Gray kick), 6-92 2:41 | 7 - 17 |
| | 03:43 | JMU - Jonathan Kloosterman 11 yd pass from Bryan Schor (Tyler Gray kick), 2-18 0:37 | 7 - 24 |
| | 00:57 | JMU - Brandon Ravenel 19 yd pass from Bryan Schor (Tyler Gray kick), 5-33 2:01 | 7 - 31 |
| 3rd | 13:16 | UNH - Crossan, Dalton 14 yd run (Crossan, Dalton pass from Knight, Trevor), 5-67 1:44 | 15 - 31 |
| | 13:01 | JMU - Brandon Ravenel 86 yd kickoff return (Tyler Gray kick) | 15 - 38 |
| | 08:26 | JMU - Terrence Alls 14 yd pass from Bryan Schor (Tyler Gray kick), 6-48 2:40 | 15 - 45 |
| | 00:20 | JMU - Jonathan Kloosterman 6 yd pass from Bryan Schor (Tyler Gray kick), 6-56 2:37 | 15 - 52 |
| 4th | 08:40 | JMU - Tyler Gray 31 yd field goal, 12-49 4:50 | 15 - 55 |
| | 00:20 | UNH - Riese, Adam 11 yd run (Ellman, Morgan kick), 9-89 1:50 | 22 - 55 |

2016 GAME SUMMARIES

Game #13: #4 James Madison 65, #5 Sam Houston State 7

| | 1 | 2 | 3 | 4 | Score |
|----------------|----|----|----|---|-------|
| SAM HOUSTON ST | 0 | 0 | 0 | 7 | 7 |
| JAMES MADISON | 21 | 21 | 23 | 0 | 65 |

Dec. 9, 2016 | Bridgeforth Stadium | Harrisonburg, Va. | Attendance: 15,646

SCORING SUMMARY

| | | | | |
|-----|-------|------|---|------|
| 1st | 10:16 | JMU | Abdullah 14 yd run (Gray kick) | |
| | | | 7 plays, 80 yards, TOP 2:57 | 7-0 |
| | 05:23 | JMU | Schor 1 yd run (Gray kick) | |
| | | | 5 plays, 60 yards, TOP 1:44 | 14-0 |
| | 03:57 | JMU | Davis 72 yd punt return (Gray kick) | |
| | | | | 21-0 |
| 2nd | 13:15 | JMU | Maginley 20 yd punt return (Gray kick) | |
| | | | | 28-0 |
| | 10:40 | JMU | Kloosterman 10 yd pass from Schor (Gray kick) | |
| | | | 5 plays, 79 yards, TOP 1:58 | 35-0 |
| | 00:36 | JMU | Abdullah 1 yd run (Gray kick) | |
| | | | 8 plays, 62 yards, TOP 2:59 | 42-0 |
| 3rd | 12:11 | JMU | Sharp 20 yd run (Gray kick) | |
| | | | 6 plays, 54 yards, TOP 2:49 | 49-0 |
| | 06:35 | JMU | Holloway 6 yd safety | |
| | | | | 51-0 |
| | 03:59 | JMU | Sharp 4 yd run (Gray kick) | |
| | | | 6 plays, 53 yards, TOP 2:29 | 59-0 |
| | 03:13 | JMU | Abdullah 6 yd run (Gray kick) | |
| | | | 1 play, 6 yards, TOP 0:08 | 65-0 |
| 4th | 11:49 | SHSU | Bulmer 15 yd run (Swimberghe kick) | |
| | | | 10 plays, 90 yards, TOP 3:34 | 65-7 |

Dukes Throttle Sam Houston State 65-7 to Advance to FCS Semis

HARRISONBURG, Va. – Fourth-seeded James Madison dominated in all three phases of the game, breaking numerous team playoff records, en route to a 65-7 victory against fifth-seeded Sam Houston State in the NCAA FCS quarterfinals on Friday night at Bridgeforth Stadium/Zane Showker Field.

The Dukes (12-1) advanced to next weekend's national semifinal against the winner of Saturday's game featuring top-seeded North Dakota State and No. 8 South Dakota State, scheduled for noon on ESPN. Next week's semifinal will take place either Friday at 7 p.m. or Saturday at 6:30 p.m. with the higher seed hosting.

The Bearkats (12-1) were previously the only remaining unbeaten team in the FCS and ranked first in both major national polls over the final six weeks of the regular season. JMU's win also ended SHSU's bid for a third straight semifinal appearance, as the Dukes advanced to the semifinals for the third time in program history and first since 2008. It was the second-largest margin of victory in FCS playoff history, just behind Montana's 63-point win in 1996.

JMU outgained the nation's top-ranked offense 607-270, led by a rushing attack that gained 356 on the ground. The 607 was the most yards gained in its playoff history. Senior running back Khalid Abdullah ran for 141 yards and three touchdowns, tying his career high. Abdullah's 20 rushing scores on the year tied the Curtis Keaton's 1999 program record. Sophomore Trai Sharp had a career night, running for a game-best 144 yards and two touchdowns.


Junior quarterback Bryan Schor was 13-of-17 for 251 yards and one touchdown, and he also ran for another score, accumulating the majority of his numbers in the first half when JMU surged to a 42-0 lead at the break.

Defensively, the Dukes won the turnover battle scoring 14 points off three turnovers. Senior linebacker Gage Steele led the defense with 10 total tackles, including one and a half tackles for loss. The Dukes plagued the air game for the Bearkats with nine pass breakups and two interceptions. Sophomore corner Curtis Oliver and redshirt sophomore Jimmy Moreland each accounted for three pass breakups, while Oliver and redshirt junior Raven Greene each had picks.


JMU also found the end zone twice on special teams. Senior receiver Rashard Davis set the conference and program record with his fourth punt return for a touchdown in the first quarter. The Dukes blocked a punt for a touchdown for the first time in over four years in the second, as a pair of Charlotte freshmen produced the score with Adam Smith's block and Bryce Maginley's 20-yard return, which gave them a 28-0 lead.

James Madison set a new program record for points scored in an FCS playoff contest, shattering the previous record of 55 that the Dukes set a week ago against New Hampshire. Sam Houston State's previous season low for points was 38 as the seven points for the Bearkats were also the fewest points allowed by JMU in a playoff contest. The Dukes held Lehigh and Furman to 13 points apiece during their 2004 national championship run. The 65-0 run to start the game was also the largest in team history.





Sam Houston State vs #4 James Madison (Dec 09, 2016 at Harrisonburg, Va.)



| | | SHSU | | | | | JMU | | | | |
|----------------------------|--|---------|--|--|--|--|---------|--|--|--|--|
| Score | | 7 | | | | | 65 | | | | |
| FIRST DOWNS | | 19 | | | | | 29 | | | | |
| RUSHES-YARDS (NET) | | 30-112 | | | | | 64-356 | | | | |
| PASSING YDS (NET) | | 158 | | | | | 251 | | | | |
| Passes Att-Comp-Int | | 52-14-2 | | | | | 19-13-1 | | | | |
| TOTAL OFFENSE PLAYS-YARDS | | 82-270 | | | | | 83-607 | | | | |
| Fumble Returns-Yards | | 0-0 | | | | | 0-0 | | | | |
| Punt Returns-Yards | | 0-0 | | | | | 5-134 | | | | |
| Kickoff Returns-Yards | | 10-169 | | | | | 1-14 | | | | |
| Interception Returns-Yards | | 1-1 | | | | | 2-12 | | | | |
| Punts (Number-Avg) | | 10-38.6 | | | | | 3-30.3 | | | | |
| Fumbles-Lost | | 2-1 | | | | | 1-0 | | | | |
| Penalties-Yards | | 6-29 | | | | | 10-86 | | | | |
| Possession Time | | 22:22 | | | | | 37:38 | | | | |
| Third-Down Conversions | | 2 of 19 | | | | | 5 of 12 | | | | |
| Fourth-Down Conversions | | 2 of 3 | | | | | 0 of 4 | | | | |
| Red-Zone Scores-Chances | | 1-2 | | | | | 7-8 | | | | |

Sam Houston State

| Rushing | No. | Gain | Loss | Net | TD | Lg | Avg |
|---------------|-----|------|------|-----|----|----|------|
| Remus Bulmer | 20 | 92 | 7 | 85 | 1 | 15 | 4.2 |
| Corey Avery | 3 | 18 | 0 | 18 | 0 | 11 | 6.0 |
| Jordan Brown | 1 | 12 | 0 | 12 | 0 | 12 | 12.0 |
| Caleb Griffin | 1 | 10 | 0 | 10 | 0 | 10 | 10.0 |

James Madison

| Rushing | No. | Gain | Loss | Net | TD | Lg | Avg |
|-----------------|-----|------|------|-----|----|----|------|
| Trai Sharp | 23 | 146 | 2 | 144 | 2 | 21 | 6.3 |
| Khalid Abdullah | 22 | 152 | 11 | 141 | 3 | 27 | 6.4 |
| John Miller | 10 | 49 | 11 | 38 | 0 | 12 | 3.8 |
| Cole Johnson | 1 | 14 | 0 | 14 | 0 | 14 | 14.0 |

| Passing | C-A-I | Yds | TD | Long | Sack |
|------------------|---------|-----|----|------|------|
| Jeremiah Briscoe | 13-44-2 | 143 | 0 | 46 | 2 |
| Caleb Griffin | 1-6-0 | 15 | 0 | 15 | 0 |

| Passing | C-A-I | Yds | TD | Long | Sack |
|--------------|---------|-----|----|------|------|
| Bryan Schor | 13-17-1 | 251 | 1 | 64 | 2 |
| Cole Johnson | 0-2-0 | 0 | 0 | 0 | 0 |

| Receiving | No. | Yards | TD | Long |
|----------------|-----|-------|----|------|
| Davion Davis | 4 | 33 | 0 | 10 |
| Yedidiah Louis | 3 | 19 | 0 | 12 |
| Nathan Stewart | 2 | 53 | 0 | 46 |
| Remus Bulmer | 2 | 30 | 0 | 33 |

| Receiving | No. | Yards | TD | Long |
|----------------------|-----|-------|----|------|
| Domo Taylor | 4 | 93 | 0 | 64 |
| Rashard Davis | 2 | 53 | 0 | 43 |
| Brandon Ravenel | 2 | 39 | 0 | 30 |
| Jonathan Kloosterman | 2 | 31 | 1 | 21 |

| Punting | No. | Yds | Avg | Long | In20 | TB |
|------------------|-----|-----|------|------|------|----|
| Joseph Figenshaw | 9 | 386 | 42.9 | 58 | 0 | 0 |
| TEAM | 1 | 0 | 0.0 | 0 | 0 | 0 |

| Punting | No. | Yds | Avg | Long | In20 | TB |
|-------------|-----|-----|------|------|------|----|
| Gunnar Kane | 2 | 58 | 29.0 | 32 | 1 | 0 |
| Bryan Schor | 1 | 33 | 33.0 | 33 | 1 | 0 |

| Punt Returns | No. | Yards | TD | Long |
|---------------|-----|-------|----|------|
| Rashard Davis | 3 | 93 | 1 | 72 |
| Adam Smith | 1 | 16 | 0 | 16 |

| Punt Returns | No. | Yards | TD | Long |
|-----------------|-----|-------|----|------|
| Brandon Ravenel | 1 | 14 | 0 | 14 |

| Kick Returns | No. | Yards | TD | Long |
|---------------|-----|-------|----|------|
| Derrick Dick | 5 | 79 | 0 | 18 |
| Jaylen Harris | 4 | 73 | 0 | 24 |

| Kick Returns | No. | Yards | TD | Long |
|-----------------|-----|-------|----|------|
| Brandon Ravenel | 1 | 14 | 0 | 14 |

| Tackles | UA-A | Total | Sacks | TFL |
|------------------|------|-------|-------|-----|
| Adrian Contreras | 8-3 | 11 | 0.0 | 0.0 |
| Tyrel Stokes | 7-3 | 10 | 0.0 | 0.0 |
| P.J. Hall | 6-2 | 8 | 1.5 | 3.5 |

| Tackles | UA-A | Total | Sacks | TFL |
|------------------|------|-------|-------|-----|
| Gage Steele | 8-2 | 10 | 0.0 | 1.5 |
| John Daka | 5-0 | 5 | 0.0 | 0.0 |
| Brandon Hereford | 2-3 | 5 | 0.0 | 1.0 |

| Qtr | Time | Scoring Play | V-H |
|-----|-------|---|--------|
| 1st | 10:16 | JMU - Khalid Abdullah 14 yd run (Tyler Gray kick), 7-80 2:57 | 0 - 7 |
| | 05:23 | JMU - Bryan Schor 1 yd run (Tyler Gray kick), 5-60 1:44 | 0 - 14 |
| | 03:57 | JMU - Rashard Davis 72 yd punt return (Tyler Gray kick) | 0 - 21 |
| 2nd | 13:15 | JMU - Bryce Maginley 20 yd blocked punt return (Tyler Gray kick) | 0 - 28 |
| | 10:40 | JMU - Jonathan Kloosterman 10 yd pass from Bryan Schor (Tyler Gray kick), 5-79 1:58 | 0 - 35 |
| | 00:36 | JMU - Khalid Abdullah 1 yd run (Tyler Gray kick), 8-62 2:59 | 0 - 42 |
| 3rd | 12:11 | JMU - Trai Sharp 20 yd run (Tyler Gray kick), 6-54 2:49 | 0 - 49 |
| | 06:35 | JMU - Dimitri Holloway safety | 0 - 51 |
| | 03:59 | JMU - Trai Sharp 4 yd run (Tyler Gray kick), 6-53 2:29 | 0 - 58 |
| | 03:13 | JMU - Khalid Abdullah 6 yd run (Tyler Gray kick), 1-6 0:08 | 0 - 65 |
| 4th | 11:49 | SHSU - Remus Bulmer 15 yd run (Luc Swimberghe kick), 10-90 3:34 | 7 - 65 |



SINGLE-GAME RECORDS



INDIVIDUAL RECORDS

Rushing Yards

276 - Vad Lee - 9/26/15

Rushing Attempts

38 - Curtis Keaton at Delaware - 11/21/98

Rushing Touchdowns

5 - Curtis Keaton vs. UConn - 10/23/99
5 - Kelvin Jeter vs. Morgan State 9/2/95

Rushing Long

95 - Joe Sparksman vs. W&M - 11/10/90

Passing Yards

433 - Vad Lee at Richmond - 11/15/14

Passing Completions

34 - Matt LeZotte at Villanova - 10/6/01

Passing Attempts

58 - Matt LeZotte at Villanova - 10/6/01

Passing Percentage (min. 15 pass attempts)

95.5 (21/22) - Bryan Schor vs. Rhode Island - 10/29/16

Passing Touchdowns

5 - Bryan Schor vs. New Hampshire - 12/3/16
5 - Bryan Schor vs. Rhode Island - 10/29/16
5 - Vad Lee at Towson - 10/10/15
5 - Michael Birdsong vs. Stony Brook - 11/16/13

Passing Long

93 - Vad Lee to DeAndre' Smith at Richmond - 11/15/14

Interceptions Thrown

6 - Matt LeZotte vs. Delaware - 11/3/01

Receptions

13 - Earnest Payton at Rhode Island - 10/31/98
13 - Earnest Payton at UMass - 10/10/98

Receiving Yards

192 - David McLeod at Villanova - 11/13/93

Receiving Touchdowns

3 - Daniel Schiele vs. Rhode Island - 10/29/16
3 - Daniel Brown vs. Albany - 10/5/13
3 - Macey Brooks at Boston University - 9/21/96
3 - Macey Brooks at McNeese State - 9/14/96
3 - Gary Clark vs. Liberty - 9/24/83
3 - Gary Clark vs. C.W.Post - 10/10/81

Total Yards of Offense

565 - Vad Lee at SMU - 9/26/15

Total Plays

71 - Vad Lee at Villanova - 9/20/14
71 - Matt LeZotte at Villanova - 10/6/01

Run-Pass Touchdowns

6 - Vad Lee at Charlotte - 10/25/14

All-Purpose Yards

339 - Jay Jones at Richmond - 10/19/96

Points

30 - Curtis Keaton vs. UConn - 10/23/99
30 - Kelvin Jeter vs. Morgan State - 9/2/95

Points Kicking

16 - John Coursey vs. Morgan State - 9/2/95

Extra Points Made

12 - Tyler Gray vs. Rhode Island - 10/29/16

Extra Points Attempted

12 - Tyler Gray vs. Rhode Island - 10/29/16

Field Goals Made

3 - Ryan Maglio at Towson - 10/10/15
3 - Ryan Maglio vs. W&M - 11/1/14
3 - Cameron Starke at Delaware - 9/28/13
3 - Dave Stannard vs. Richmond - 10/27/07
3 - Burke George vs. Florida Atlantic - 9/14/02
3 - Mike Glover vs. Villanova - 10/7/00
3 - Mike Glover at Hofstra - 11/20/99
3 - Mike Glover at Villanova - 10/2/99
3 - John Coursey at W&M - 9/9/95
3 - John Coursey at Delaware - 10/8/94
3 - Mickey Stinnett vs. ETSU - 9/25/82
3 - Scott Norwood vs. ETSU - 11/8/80
3 - Scott Norwood vs. Liberty 10/11/80
3 - Scott Norwood vs. Morehead St. - 11/10/79

Field Goal Attempts

5 - Burke George vs. Florida Atlantic - 9/14/02
5 - Mike Glover at Rhode Island - 10/14/00
5 - Scott Norwood vs. Morehead State - 11/10/79

Field Goal Long

53 - Mickey Stinnett vs. Richmond - 9/1/84

Punts

11 - Mike Glover at Richmond - 11/11/00
11 - Allen Leonard vs. Mars Hill - 9/30/78
11 - Winston Bersch vs. Frostburg State - 10/19/74

Punt Average (3 att.)

53.0 - John Druett vs. Liberty - 9/21/85

Punt Long

73 - Nelson Garner vs. Boston Univ. - 10/7/95
73 - Scott Todd vs. App. State - 9/10/88

Kickoff Returns

7 - Griff Yancey at Delaware - 11/3/07
7 - Shaun Marshall vs. Delaware - 10/21/95
7 - John Allen at UConn - 9/18/93

Kickoff Return Yards

268 - Jay Jones at Richmond - 10/19/96

Kickoff Return Long

100 (TD) - Dejour Simmons vs. UR - 10/12/13
100 (TD) - Scotty McGee vs. Towson - 11/17/07

Kickoff Return TD's

1 - Brandon Ravenel vs. New Hampshire - 12/3/16
1 - Brandon Ravenel vs. Villanova - 11/21/15
1 - Charles Tutt at Towson - 10/10/15
1 - Dejour Simmons vs. UR - 10/12/13
1 - Scotty McGee vs. App. State - 9/20/08
1 - Scotty McGee vs. Towson - 11/17/07
1 - Scotty McGee at Youngstown State - 11/25/06
1 - Tony Booth vs. Northeastern - 11/7/98
1 - B.J. Thornley vs. Richmond - 10/25/97
1 - Jay Jones at Richmond - 10/19/96
1 - Shaun Marshall vs. Boston Univ. - 10/7/95
1 - Dwight Robinson vs. Villanova - 10/15/94
1 - Dwight Robinson at W&M - 10/30/93
1 - Dwight Robinson vs. Lock Haven - 9/4/93
1 - Gary Clark vs. Liberty - 9/24/83

Punt Returns

8 - L.C. Baker vs. Lock Haven - 9/4/04



SINGLE-GAME RECORDS



Punt Return Yards

183 - Gary Clark at Virginia - 9/17/83

Punt Return Long

89 - Gary Clark at Virginia - 9/17/83

Punt Return TD's

2 - Gary Clark at Virginia (87, 89) - 9/17/83

Tackles

26 - Clyde Hoy vs. Towson - 11/7/81

26 - Clyde Hoy at U.S. Merchant Marine - 10/4/80

Sacks

4.5 - Kwynn Walton vs. Virginia Military - 10/30/04

Interceptions Caught

3 - Chris Jacobs vs. Georgia Southern - 11/2/85

3 - Bob Logan at Emory & Henry - 9/11/76

Interception Yards

101 - Taylor Reynolds at Richmond - 11/15/14

Interception Return Long

100 (TD) - Tony LeZotte vs. Towson - 11/19/05

100 (Def. 2-Pt.) - Mike Masella vs. Villanova - 9/9/98

Interception Return TD's

2 - Taylor Reynolds at Richmond - 11/15/14

Fumble Return TD's

2 - Tom McGlooin vs. Randolph-Macon - 10/27/79

Fumble Return Yards

99 - Chris Morant vs. Northeastern 9/11/99

Total Defensive TD's

2 - Taylor Reynolds (2 INT) at Richmond - 11/15/14

2 - Dennard Melton (INT, FR) vs. Lock Haven - 9/2/00

2 - Tom McGlooin (2 FR) vs. Randolph-Macon - 10/27/79

TEAM RECORDS

Rushing Yards

501 - vs. Frostburg State - 10/23/76

Most Rushes

84 - at Richmond - 9/22/90

Rushing Touchdowns

10 - vs. Morehead State - 9/3/16

Passing Yards

433 - at Richmond - 11/15/14

Completions

34 - at Villanova - 10/6/01

Passing Percentage

.941 (16-17) vs. Elon - 11/19/16

Passing Touchdowns

5 - JMU vs. New Hampshire - 12/3/16

5 - JMU vs. Rhode Island - 10/29/16

5 - JMU at Towson - 10/10/15

5 - JMU vs. Stony Brook - 11/16/13

5 - JMU vs. Richmond - 10/26/91

Interceptions Thrown

6 - JMU vs. Delaware - 11/3/01

Total Offense

729 - at SMU - 9/26/15

Touchdowns

12 - vs. Rhode Island - 10/29/16

Plays

99 - vs. Delaware - 9/27/14

First Downs

40 - vs. Albany - 9/19/15

All-Purpose Yards

934 - vs. Lock Haven - 9/2/00

Punting Average

52.5 - at Youngstown State - 9/26/92

Punt Returns for TD's

2 - vs. Sam Houston State - 12/9/16

2 - vs. CCSU - 9/10/16

2 - at Virginia - 9/17/83

JMU Turnovers

8 - at Virginia - 10/13/79

8 - at Towson - 9/15/79

Opponent Turnovers

9 - vs. Emory & Henry - 10/26/74

Interceptions Made

6 - at Gallaudet - 11/17/73

5 - vs. Rhode Island - 10/29/16 (vs. Division I opponent)

JMU Fumbles

9 - vs. Davidson - 10/26/85

9 - vs. Liberty - 9/21/85

Lost - 6 - at Virginia - 10/13/79

Opponent Fumbles

11 - vs. Randolph-Macon - 10/27/79

Lost - 8 - vs. Emory & Henry - 10/26/74

Opponent Points

69 - at Virginia - 10/13/79

JMU Win Margin

77 - vs. Rhode Island (84-7) - 10/29/16

JMU Win Margin on Road

51 - at Elon (51-0) - 10/17/15

Opponent Win Margin

60 - at Virginia (9-69) - 10/13/79

Penalties

15 - at UMass - 9/26/87

Yards Penalized

165 - vs. ETSU - 11/8/86

1st-Quarter Points

28 - vs. Rhode Island - 10/29/16

28 - vs. Morehead State - 9/3/16

2nd-Quarter Points

35 - vs. Morgan State - 9/2/95

3rd-Quarter Points

28 - vs. Lock Haven - 9/4/04

4th-Quarter Points

28 - vs. Lock Haven - 9/2/00

1st-Half Points

52 - vs. Morehead State - 9/3/16

2nd-Half Points

42 - vs. Lock Haven - 9/2/00

Total Points

84 - vs. Rhode Island - 10/29/16



THE LAST TIME...



TEAM

JMU Played a FBS Team

Lost 28-56 at North Carolina 9/17/16

JMU Beat a FBS Team

Won 48-45 at SMU 9/26/15

Overtime Game

Lost 30-23 vs. Delaware 9/27/14

Multiple-Overtime Game

Won 27-26 (2OT) vs. William & Mary 10/13/12

Scored 50 Points

JMU: JMU 65, Sam Houston (7) 12/9/16

Opponent: North Carolina 56, JMU 28 9/17/16

Shutout

JMU: JMU 51, Elon 0 10/17/15

FBS Opponent: Virginia Tech 43, JMU 0 9/6/03

FCS Opponent: Villanova 27, JMU 0 10/17/09

300 Yards Rushing

JMU: 356 vs. Sam Houston State 12/9/16

Opponent: 312 vs. Delaware 10/1/16

300 Yards Passing

JMU: 408 vs. New Hampshire 12/3/16

Opponent: 435 at Richmond 11/5/16

400 Yards Passing

JMU: 408 vs. New Hampshire 12/3/16

Opponent: 435 at Richmond 11/5/16

300 Yards Rushing & Passing

JMU: 362/337 vs. Elon 11/19/16

Opponent: Never

500 Yards Total Offense

JMU: 607 vs. Sam Houston State 12/9/16

Opponent: 551 at Richmond 11/5/16

600 Yards Total Offense

JMU: 607 vs. Sam Houston State 12/9/16

Opponent: 635 at North Carolina 9/17/16

700 Yards Total Offense

JMU: 729 at SMU 9/26/15

Opponent: 720 vs. Richmond 10/24/15

No Sacks Allowed

JMU: vs. Elon 11/19/16

Opponent: vs. Elon 11/19/16

Safety By

JMU: vs. West Virginia 9/15/12

Opponent: vs. Sam Houston State 12/9/16

Scored Two Defensive TDs

JMU: vs. Rhode Island (2 IR) 10/29/16

Opponent: at Northeastern (IR, FR) 11/23/02

No Punts

JMU: at Richmond 11/5/16

Opponent: at Virginia Tech 9/11/10

INDIVIDUAL

150 Yards Rushing

JMU: Khalid Abdullah (194) vs. William & Mary 10/8/16

Opponent: Zach Bednarczyk (157) vs. Villanova 11/21/15

200 Yards Rushing

JMU: Vad Lee (276) at SMU 9/26/15

Opponent: Jacobi Green (236) vs. Richmond 10/24/15

Two 100-Yard Rushers

JMU: Sharp (144), Abdullah (141) vs. SHSU 12/9/16

Opponent: Thompson (120), McGraw (109) vs. UD 10/18/97

Three 100-Yard Rushers

JMU: Schor (129), Sharp (110), Johnson (104) vs. Morehead 9/3/16

2nd time ever - previous 9/5/15 vs. MSU

300 Yards Passing

JMU: Bryan Schor (371) vs. New Hampshire 12/3/16

Opponent: Kyle Lauletta (435) at Richmond 11/5/16

400 Yards Passing

JMU: Vad Lee (433) at Richmond 11/15/14

Opponent: Kyle Lauletta (435) at Richmond 11/5/16

Three TD Passes

JMU: Bryan Schor (5) vs. New Hampshire 12/3/16

Opponent: Kyle Lauletta (5) at Richmond 11/5/16

Four TD Passes

JMU: Bryan Schor (5) vs. New Hampshire 12/3/16

Opponent: Kyle Lauletta (5) at Richmond 11/5/16

300 Yards Total Offense

JMU: Bryan Schor (348) vs. New Hampshire 12/3/16

Opponent: Kyle Lauletta (413) at Richmond 11/5/16

400 Yards Total Offense

JMU: Vad Lee (418) vs. Richmond 10/24/15

Opponent: Kyle Lauletta (413) at Richmond 11/5/16

QB Ran/Threw For 100 Yards

JMU: Bryan Schor (209/103) vs. Delaware 10/1/16

Opponent: Armanti Edwards (109/142) vs. App. State 9/20/08

10 Receptions

JMU: D.D. Boxley (11) at Maine 10/16/04

Opponent: M. Love (12) & N. O'Connor (10) at UNH 10/15/16



THE LAST TIME...



100 Yards Receiving

JMU: B. Ravenel (155) & T. Alls (126) vs. UNH 12/3/16
Opponent: N. O'Connor (192) & M. Love (127) at UNH 10/15/16

150 Yards Receiving

JMU: Brandon Ravenel (155) vs. New Hampshire 12/3/16
Opponent: Neil, O'Connor (192) at New Hampshire 10/15/16

300 All-Purpose Yards

JMU: Griff Yancey (323) at Delaware 11/3/07
Opponent: Stephan Lewis (305) vs. New Hampshire 9/7/02

150 Yards On Kickoff Returns

JMU: Charles Tutt (153) at Towson 10/10/15
Opponent: Tereak McCray (185) at Elon 10/17/15

100 Yards On Punt Returns

JMU: Cortez Thompson (105) vs. Delaware 11/6/04
Opponent: DeAngelo Hall (105) at Virginia Tech 9/6/03

50-Yard Run

JMU: Taylor Woods (59) vs. Elon 11/19/16
Opponent: Zach Bednarczyk (56-TD) at Villanova 11/12/16

50-Yard Pass

JMU: B. Schor to D. Taylor (64) vs. Sam Houston 12/9/16
Opponent: M. Trubisky to M. Hollins (79-TD) at UNC 9/17/16

50-Yard Kickoff Return

JMU: Brandon Ravenel (86-TD) vs. New Hampshire 12/3/16
Opponent: Harold Cooper (99-TD) vs. Rhode Island 10/29/16

50-Yard Punt Return

JMU: Rashard Davis (72-TD) vs. Sam Houston 12/9/16
Opponent: Justin Bell (75) at Eastern Kentucky 11/26/11

50-Yard Field Goal

JMU: Jason Pritchard (51) at Richmond 10/11/08
Opponent: Chad Hedlund (52) at SMU 9/26/15

50-Yard Interception Return

JMU: Taylor Reynolds (55-TD) at Richmond 11/15/14
Opponent: Jabari Marshall (67) at Duke 8/30/08

60-Yard Punt

JMU: Gunnar Kane (66) vs. William & Mary 10/8/16
Opponent: Nick Dorka (67) vs. William & Mary 11/1/14

Kickoff Return For TD

JMU: Brandon Ravenel (86) vs. New Hampshire 12/3/16
Opponent: Harold Cooper (99) vs. Rhode Island 10/29/16

Punt Return For TD

JMU: Rashard Davis (72) vs. Sam Houston State 12/9/16
Opponent: DeAndrew Rubin (81) at South Florida 9/16/00

Interception Return For TD

JMU: Marcell Johnson (32) vs. Rhode Island 10/29/16
Opponent: Terence Taylor (24) at Villanova 10/4/03

Punt Blocked By

JMU: Adam Smith vs. Sam Houston State 12/9/16
Opponent: Kendell Anderson vs. William & Mary 11/1/14

Punt Blocked For TD By

JMU: Bryce Maginley vs. Sam Houston State 12/9/16
Opponent: Kendell Anderson vs. William & Mary 11/1/14

PAT Blocked By

JMU: Simeyon Robinson at New Hampshire 10/15/16
Opponent: Winston Craig at Richmond 11/5/16

Field Goal Try Blocked By

JMU: Cornell Urquhart at Villanova 11/12/16
Opponent: Blaine Woodson at Delaware 11/14/15

Field Goal Try Blocked By For TD

JMU: R. McCarter/T. Townsend vs. Villanova 9/28/02
Opponent: Never

Defensive PAT

JMU: Vidal Nelson vs. Towson 11/29/09
Opponent: DeAndre Houston-Carson at W&M 10/31/15

Fumble Return For TD

JMU: Charles Tutt (6) at New Hampshire 10/15/16
Opponent: Ryan Torzsa (41) at Delaware 11/14/15

Defensive Fumble Recovery For TD

JMU: Scott Baxter at Shippensburg 11/12/83
Opponent: Jon Oosterhuis at New Hampshire 9/8/01

Three Sacks

JMU: Andrew Ankrah (3.5) at SMU 9/26/15
Opponent: Eric Wright (3.0) vs. Richmond 10/12/13



Game

Rushing Yards

| | | |
|-----|-----|---|
| 1. | 276 | Vad Lee at SMU (9/26/15) |
| 2. | 264 | Warren Marshall vs. William & Mary (10/25/86) |
| 3. | 251 | Dae'Quan Scott at Massachusetts (11/19/11) |
| 4. | 247 | Warren Marshall at Liberty (9/22/84) |
| 5. | 241 | Curtis Keaton vs. Villanova (9/19/98) |
| 6. | 240 | Kelvin Jeter vs. Troy State (11/26/94) |
| 7. | 237 | Curtis Keaton vs. Connecticut (10/23/99) |
| 8. | 216 | Ron Stith vs. California (Pa.) (10/9/76) |
| 9. | 213 | Jordan Anderson vs. Maine (10/8/11) |
| 10. | 210 | Curtis Keaton vs. South Florida (10/30/99) |

Rushing Attempts

| | | |
|----|----|--|
| 1. | 38 | Curtis Keaton at Delaware (11/21/98) |
| 2. | 36 | Raymond Hines vs. William & Mary (11/13/04) |
| | 36 | Kelvin Jeter vs. William & Mary (10/12/96) |
| 4. | 35 | Curtis Keaton vs. Villanova (9/19/98) |
| | 35 | Kenny Sims at Central Florida (11/14/92) |
| 6. | 34 | Curtis Keaton vs. South Florida (10/30/99) |
| | 34 | Curtis Keaton at New Hampshire (9/18/99) |
| | 34 | Anthony Moore vs. Rhode Island (11/15/97) |
| 9. | 33 | Khalid Abdullah at Villanova (11/12/16) |
| | 33 | Curtis Keaton vs. Richmond (11/13/99) |
| | 33 | Warren Marshall vs. William & Mary (10/25/86) |

Rushing Touchdowns

| | | |
|----|---|--|
| 1. | 5 | Curtis Keaton vs. Connecticut (10/23/99) |
| | 5 | Kelvin Jeter vs. Morgan State (9/2/95) |
| 3. | 4 | Mike Cawley vs. Connecticut (11/12/94) |
| 4. | 3 | Many players tied |

Passing Yards

| | | |
|-----|-----|--|
| 1. | 433 | Vad Lee at Richmond (11/15/14) |
| 2. | 406 | Vad Lee at Villanova (9/20/14) |
| 3. | 388 | Greg Maddox vs. Hofstra (9/12/98) |
| 4. | 376 | Matt LeZotte at Villanova (10/6/01) |
| 5. | 371 | Bryan Schor vs. New Hampshire (12/3/16) |
| 6. | 355 | Michael Birdsong vs. Stony Brook (11/16/13) |
| 7. | 348 | Eriq Williams vs. Richmond (10/26/91) |
| 8. | 345 | Tom Bowles at William & Mary (10/31/81) |
| 9. | 340 | Justin Thorpe at Rhode Island (9/22/12) |
| 10. | 334 | Vad Lee vs. Lehigh (9/12/15) |

Passing Attempts

| | | |
|----|----|---|
| 1. | 58 | Matt LeZotte at Villanova (10/6/01) |
| 2. | 48 | Mike Cawley vs. Delaware (10/21/95) |
| 3. | 47 | Vad Lee at Charlotte (10/25/14) |
| | 47 | Greg Maddox vs. Hofstra (9/12/98) |
| 5. | 44 | Vad Lee vs. Delaware (9/27/14) |
| | 44 | Mike Cawley at Connecticut (9/18/93) |
| 7. | 43 | Vad Lee at Villanova (9/20/14) |
| | 43 | Michael Birdsong at New Hampshire (11/9/13) |
| | 43 | Greg Maddox vs. New Hampshire (9/28/96) |
| | 43 | Mike Cawley at Villanova (9/23/95) |

TOP-10 LISTS

Season

Rushing Yards

| | | | |
|-----|-------|------------------------|-------------|
| 1. | 1,770 | Rodney Landers | 2008 |
| 2. | 1,719 | Curtis Keaton | 1999 |
| 3. | 1,528 | Khalid Abdullah | 2016 |
| 4. | 1,304 | Dae'Quan Scott | 2011 |
| 5. | 1,284 | Warren Marshall | 1986 |
| 6. | 1,273 | Rodney Landers | 2007 |
| 7. | 1,199 | Kenny Sims | 1991 |
| 8. | 1,181 | Warren Marshall | 1985 |
| 9. | 1,157 | Kenny Sims | 1992 |
| 10. | 1,085 | Eugene Holloman | 2006 |

Rushing Attempts

| | | | |
|-----|-----|------------------------|-------------|
| 1. | 314 | Curtis Keaton | 1999 |
| 2. | 268 | Rodney Landers | 2008 |
| 3. | 249 | Khalid Abdullah | 2016 |
| 4. | 239 | Dae'Quan Scott | 2013 |
| 5. | 237 | Dae'Quan Scott | 2011 |
| 6. | 223 | Rodney Landers | 2007 |
| | 223 | Curtis Keaton | 1998 |
| | 223 | Warren Marshall | 1986 |
| 9. | 219 | Warren Marshall | 1985 |
| 10. | 213 | Raymond Hines | 2004 |

Rushing Touchdowns

| | | | |
|-----|----|------------------------|-------------|
| 1. | 20 | Khalid Abdullah | 2016 |
| 2. | 20 | Curtis Keaton | 1999 |
| 3. | 16 | Rodney Landers | 2008 |
| 4. | 14 | Kenny Sims | 1992 |
| 5. | 13 | Khalid Abdullah | 2015 |
| 6. | 12 | Dae'Quan Scott | 2011 |
| | 12 | Rodney Landers | 2007 |
| | 12 | Mike Cawley | 1994 |
| 9. | 11 | Eriq Williams | 1991 |
| 10. | 10 | Seven Players Tied | |

Passing Yards

| | | | |
|-----|-------|--------------------|-------------|
| 1. | 3,462 | Vad Lee | 2014 |
| 2. | 2,813 | Michael Birdsong | 2013 |
| 3. | 2,648 | Bryan Schor | 2016 |
| 4. | 2,459 | Mike Cawley | 1995 |
| 5. | 2,190 | Vad Lee | 2015 |
| 6. | 2,045 | Justin Rascati | 2006 |
| | 2,045 | Justin Rascati | 2004 |
| 8. | 2,035 | Mike Cawley | 1994 |
| 9. | 1,988 | Mike Cawley | 1993 |
| 10. | 1,949 | Eriq Williams | 1992 |

Passing Attempts

| | | | |
|-----|-----|--------------------|-------------|
| 1. | 465 | Vad Lee | 2014 |
| 2. | 376 | Michael Birdsong | 2013 |
| 3. | 361 | Mike Cawley | 1995 |
| 4. | 297 | Greg Maddox | 1998 |
| 5. | 283 | Justin Rascati | 2004 |
| 6. | 268 | Greg Maddox | 1997 |
| 7. | 267 | Bryan Schor | 2016 |
| 8. | 263 | Mike Cawley | 1994 |
| 9. | 240 | Vad Lee | 2015 |
| 10. | 239 | Matt LeZotte | 2003 |
| | 239 | Mike Cawley | 1993 |



Career

Rushing Yards

| | | | |
|-----|-------|------------------------|--------------|
| 1. | 4,168 | Warren Marshall | 1982-86 |
| 2. | 3,477 | Rodney Landers | 2005-08 |
| 3. | 3,397 | Khalid Abdullah | 2013- |
| 4. | 3,332 | Dae'Quan Scott | 2009-13 |
| 5. | 2,783 | Curtis Keaton | 1998-99 |
| 6. | 2,694 | Alvin Banks | 2003-06 |
| 7. | 2,665 | Kenny Sims | 1989-92 |
| 8. | 2,534 | Maurice Fenner | 2003-06 |
| 9. | 2,322 | Eriq Williams | 1989-92 |
| 10. | 2,319 | Greg Medley | 1986-89 |

Rushing Attempts

| | | | |
|-----|-----|------------------------|--------------|
| 1. | 737 | Warren Marshall | 1982-86 |
| 2. | 642 | Eriq Williams | 1989-92 |
| 3. | 624 | Khalid Abdullah | 2013- |
| 4. | 551 | Alvin Banks | 2003-06 |
| 5. | 540 | Rodney Landers | 2005-08 |
| 6. | 537 | Curtis Keaton | 1998-99 |
| 7. | 473 | Maurice Fenner | 2003-06 |
| 8. | 453 | Butch Robinson | 1977-80 |
| 9. | 448 | Greg Medley | 1986-89 |
| 10. | 440 | Dae'Quan Scott | 2009-12 |

Rushing Touchdowns

| | | | |
|-----|----|------------------------|--------------|
| 1. | 39 | Khalid Abdullah | 2013- |
| 2. | 32 | Dae'Quan Scott | 2009-12 |
| | 32 | Eriq Williams | 1989-92 |
| 4. | 31 | Rodney Landers | 2005-08 |
| 5. | 30 | Curtis Keaton | 1998-99 |
| 6. | 29 | Maurice Fenner | 2003-06 |
| | 29 | Warren Marshall | 1982-86 |
| 8. | 28 | Alvin Banks | 2003-06 |
| 9. | 25 | Kenny Sims | 1989-92 |
| 10. | 23 | Ron Stith | 1973-76 |

Passing Yards

| | | | |
|-----|-------|--------------------|--------------|
| 1. | 6,482 | Mike Cawley | 1993-95 |
| 2. | 5,912 | Justin Rascati | 2004-06 |
| 3. | 5,652 | Vad Lee | 2014-15 |
| 4. | 5,356 | Eriq Williams | 1989-92 |
| 5. | 4,863 | Greg Maddox | 1996-98 |
| 6. | 4,504 | Matt LeZotte | 2001-04 |
| 7. | 3,661 | Justin Thorpe | 2008-12 |
| 8. | 3,583 | Tom Bowles | 1979-83 |
| 9. | 3,502 | Bryan Schor | 2014- |
| 10. | 3,288 | Rodney Landers | 2005-08 |

Passing Attempts

| | | | |
|-----|-----|------------------|---------|
| 1. | 863 | Mike Cawley | 1993-95 |
| 2. | 769 | Greg Maddox | 1996-98 |
| 3. | 728 | Justin Rascati | 2004-06 |
| 4. | 705 | Vad Lee | 2014-15 |
| 5. | 646 | Matt LeZotte | 2001-04 |
| 6. | 617 | Eriq Williams | 1989-92 |
| 7. | 584 | Tom Bowles | 1979-83 |
| 8. | 472 | Justin Thorpe | 2008-12 |
| 9. | 453 | Michael Birdsong | 2012-13 |
| 10. | 395 | Rodney Landers | 2005-08 |



Game

Pass Completions

| | | |
|----|----|--|
| 1. | 34 | Matt LeZotte at Villanova (10/6/01) |
| 2. | 32 | Vad Lee at Charlotte (10/25/14) |
| 3. | 31 | Mike Cawley vs. Delaware (10/21/95) |
| 4. | 30 | Bryan Schor vs. New Hampshire (12/3/16) |
| 5. | 29 | Michael Birdsong at Akron (9/7/13) |
| 6. | 28 | Mike Cawley at Connecticut (9/18/93) |
| 7. | 27 | Vad Lee at Richmond (11/15/14) |
| 8. | 26 | Vad Lee vs. William & Mary (11/1/14) |
| | 26 | Justin Thorpe at Rhode Island (9/22/12) |
| | 26 | Matt LeZotte vs. Northeastern (11/22/03) |
| | 26 | Greg Maddox vs. Hofstra (9/12/98) |

Passing Touchdowns

| | | |
|----|---|--|
| 1. | 5 | Bryan Schor vs. New Hampshire (12/3/16) |
| | 5 | Bryan Schor vs. Rhode Island (10/29/16) |
| | 5 | Vad Lee at Towson (10/10/15) |
| | 5 | Michael Birdsong vs. Stony Brook (11/16/13) |
| 5. | 4 | Bryan Schor at New Hampshire (10/15/16) |
| | 4 | Vad Lee vs. Albany (9/19/15) |
| | 4 | Vad Lee at Charlotte (10/25/14) |
| | 4 | Eriq Williams vs. Richmond (10/26/91) |
| | 4 | Eriq Williams at William & Mary (9/28/91) |
| | 4 | Eriq Williams vs. Central Florida (9/7/91) |
| | 4 | Eric Green vs. St. Paul's (10/4/86) |

Receptions

| | | |
|----|----|--|
| 1. | 13 | Earnest Payton at Massachusetts (10/10/98) |
| 2. | 13 | Earnest Payton at Rhode Island (10/31/98) |
| 3. | 11 | D.D. Boxley at Maine (10/16/04) |
| 4. | 10 | Alan Harrison at Villanova (10/6/01) |
| | 10 | Jay Jones vs. New Hampshire (9/28/96) |
| | 10 | David McLeod vs. Boston (11/20/93) |
| | 10 | David McLeod at Massachusetts (10/2/93) |
| | 10 | Gary Clark at William & Mary (10/31/81) |
| 9. | 9 | Nine Players Tied |

Receiving Yards

| | | |
|-----|-----|---|
| 1. | 192 | David McLeod at Villanova (11/13/93) |
| 2. | 187 | David McLeod vs. New Hampshire (10/16/93) |
| 3. | 185 | David McLeod at Youngstown State (9/26/92) |
| | 185 | Gary Clark at Delaware State (10/8/83) |
| 5. | 184 | David McLeod vs. Boston University (11/20/93) |
| 6. | 182 | Gary Clark at William & Mary (10/31/81) |
| 7. | 181 | Earnest Payton vs. Lock Haven (9/2/00) |
| 8. | 170 | Gary Clark vs. C.W. Post (10/10/81) |
| 9. | 168 | Rockeed McCarter vs. VMI (9/19/09) |
| 10. | 160 | Jay Jones at Villanova (9/23/95) |

Receiving Touchdowns

| | | |
|----|---|---|
| 1. | 3 | Daniel Schiele vs. Rhode Island (10/29/16) |
| | 3 | Daniel Brown vs. Albany (10/5/13) |
| | 3 | Macey Brooks at Boston (9/21/96) |
| | 3 | Macey Brooks at McNeese State (9/14/96) |
| | 3 | Gary Clark vs. Liberty (9/24/83) |
| | 3 | Gary Clark vs. C.W. Post (10/10/81) |
| 7. | 2 | Many players tied |

TOP-10 LISTS

Season

Pass Completions

| | | | |
|-----|-----|--------------------|-------------|
| 1. | 282 | Vad Lee | 2014 |
| 2. | 227 | Michael Birdsong | 2013 |
| 3. | 199 | Bryan Schor | 2016 |
| 4. | 196 | Mike Cawley | 1995 |
| 5. | 185 | Justin Rascati | 2004 |
| 6. | 164 | Vad Lee | 2015 |
| | 164 | Greg Maddox | 1998 |
| 8. | 153 | Justin Rascati | 2006 |
| 9. | 152 | Mike Cawley | 1994 |
| 10. | 149 | Justin Rascati | 2005 |

Passing Touchdowns

| | | | |
|----|----|--------------------|-------------|
| 1. | 30 | Vad Lee | 2014 |
| 2. | 24 | Bryan Schor | 2016 |
| 3. | 22 | Michael Birdsong | 20135 |
| 4. | 21 | Vad Lee | 2015 |
| | 21 | Rodney Landers | 2008 |
| 6. | 20 | Justin Rascati | 2006 |
| 7. | 19 | Eriq Williams | 1991 |
| 8. | 17 | Justin Rascati | 2005 |
| | 17 | Mike Cawley | 1995 |
| | 17 | Eriq Williams | 1992 |

Receptions

| | | | |
|----|----|-----------------|------|
| 1. | 82 | Earnest Payton | 1998 |
| 2. | 64 | David McLeod | 1993 |
| 3. | 63 | Jay Jones | 1996 |
| 4. | 58 | David McLeod | 1992 |
| 5. | 57 | Brandon Ravenel | 2015 |
| | 57 | Gary Clark | 1983 |
| 7. | 56 | Macey Brooks | 1996 |
| 8. | 54 | Jay Jones | 1995 |
| 9. | 46 | L.C. Baker | 2006 |
| | 46 | Gary Clark | 1982 |

Receiving Yards

| | | | |
|-----|-------|------------------------|-------------|
| 1. | 1,207 | David McLeod | 1993 |
| 2. | 958 | Gary Clark | 1982 |
| 3. | 933 | David McLeod | 1992 |
| 4. | 921 | Earnest Payton | 1998 |
| 5. | 885 | Gary Clark | 1983 |
| 6. | 828 | Macey Brooks | 1996 |
| 7. | 777 | Earnest Payton | 1997 |
| 8. | 751 | Jay Jones | 1996 |
| 9. | 710 | Jay Jones | 1995 |
| 10. | 708 | Brandon Ravenel | 2016 |

Receiving Touchdowns

| | | | |
|-----|----|-------------------|------|
| 1. | 14 | Macey Brooks | 1996 |
| 2. | 8 | DeAndre' Smith | 2014 |
| | 8 | Daniel Brown | 2013 |
| | 8 | L.C. Baker | 2006 |
| | 8 | David McLeod | 1991 |
| 6. | 7 | Daniel Brown | 2014 |
| | 7 | Jay Jones | 1995 |
| | 7 | David McLeod | 1992 |
| | 7 | Keith Thornton | 1988 |
| 10. | 6 | Nine Players Tied | |



Career

Pass Completions

| | | | |
|-----|-----|--------------------|--------------|
| 1. | 487 | Justin Rascati | 2004-06 |
| 2. | 479 | Mike Cawley | 1993-95 |
| 3. | 446 | Vad Lee | 2014-15 |
| 4. | 405 | Greg Maddox | 1996-98 |
| 5. | 358 | Matt LeZotte | 2001-04 |
| 6. | 326 | Eriq Williams | 1989-92 |
| 7. | 281 | Justin Thorpe | 2008-12 |
| 8. | 270 | Bryan Schor | 2014- |
| 9. | 268 | Michael Birdsong | 2012-13 |
| 10. | 260 | Tom Bowles | 1979-83 |

Passing Touchdowns

| | | | |
|----|----|--------------------|--------------|
| 1. | 51 | Vad Lee | 2014-15 |
| | 51 | Justin Rascati | 2004-06 |
| 3. | 42 | Mike Cawley | 1993-95 |
| 4. | 40 | Eriq Williams | 1989-92 |
| 5. | 35 | Rodney Landers | 2005-08 |
| 6. | 34 | Greg Maddox | 1996-98 |
| 7. | 31 | Bryan Schor | 2014- |
| 8. | 26 | Michael Birdsong | 2012-13 |
| 9. | 25 | Matt LeZotte | 2001-04 |
| | 25 | Eric Green | 1984-87 |

Receptions

| | | | |
|-----|-----|------------------------|--------------|
| 1. | 185 | Earnest Payton | 1997-2000 |
| 2. | 159 | Brandon Ravenel | 2013- |
| 3. | 158 | David McLeod | 1990-93 |
| 4. | 155 | Gary Clark | 1980-83 |
| 5. | 151 | Jay Jones | 1993-96 |
| 6. | 123 | Alan Harrison | 2000-03 |
| 7. | 118 | Macey Brooks | 1993-96 |
| 8. | 113 | Ed Perry | 1993-96 |
| 9. | 108 | L.C. Baker | 2004-07 |
| 19. | 106 | Lindsay Fleshman | 1997-2000 |

Receiving Yards

| | | | |
|-----|-------|------------------------|--------------|
| 1. | 2,899 | David McLeod | 1990-93 |
| 2. | 2,863 | Gary Clark | 1980-83 |
| 3. | 2,807 | Earnest Payton | 1997-2000 |
| 4. | 2,238 | Brandon Ravenel | 2013- |
| 5. | 2,014 | Macey Brooks | 1993-96 |
| 6. | 1,907 | Alan Harrison | 2000-03 |
| 7. | 1,862 | Jay Jones | 1993-96 |
| 8. | 1,637 | Lindsay Fleshman | 1997-2000 |
| 9. | 1,450 | Daniel Brown | 2011-14 |
| 10. | 1,434 | L.C. Baker | 2004-07 |

Receiving Touchdowns

| | | | |
|----|----|------------------------|--------------|
| 1. | 25 | Macey Brooks | 1993-96 |
| 2. | 21 | David McLeod | 1990-93 |
| 3. | 17 | Daniel Brown | 2011-14 |
| 4. | 16 | Gary Clark | 1980-83 |
| 5. | 15 | Brandon Ravenel | 2013- |
| 6. | 14 | Mike Caussin | 2006-09 |
| | 14 | Alan Harrison | 2000-03 |
| | 14 | Jay Jones | 1993-96 |
| 9. | 13 | Rockeed McCarter | 2006-09 |
| | 13 | L.C. Baker | 2004-07 |
| | 13 | Earnest Payton | 1997-2000 |



Game

Total Offense

| | | |
|-----|-----|---|
| 1. | 565 | Vad Lee at SMU (9/26/15) |
| 2. | 478 | Vad Lee at Villanova (9/20/14) |
| 3. | 455 | Vad Lee at Richmond (11/15/14) |
| 4. | 418 | Vad Lee vs. Richmond (10/24/15) |
| 5. | 408 | Rodney Landers at Rhode Island (10/13/07) |
| 6. | 405 | Matt LeZotte at Villanova (10/6/01) |
| 7. | 404 | Vad Lee at Charlotte (10/25/14) |
| 8. | 402 | Vad Lee vs. Morehead State (9/5/15) |
| 9. | 391 | Michael Birdsong vs. Stony Brook (11/16/13) |
| 10. | 390 | Greg Maddox vs. Hofstra (9/12/98) |

Scoring (Rushing + Receiving)

| | | |
|----|----|--|
| 1. | 30 | Curtis Keaton vs. Connecticut (10/23/99) |
| | 30 | Kelvin Jeter vs. Morgan State (9/2/95) |
| 3. | 24 | Alvin Banks vs. Northeastern (9/23/06) |
| | 24 | Mike Cawley vs. Connecticut (11/12/94) |
| | 24 | Gary Clark vs. Liberty (9/24/83) |
| 6. | 20 | Mike Cawley vs. Delaware (10/9/93) |
| | 20 | Eric Green vs. Morehead State (9/19/87) |
| 8. | 18 | Many players tied |

Touchdowns (Rushing + Receiving)

| | | |
|----|---|---|
| 1. | 5 | Curtis Keaton vs. Connecticut (10/23/99) |
| | 5 | Kelvin Jeter vs. Morgan State (9/2/95) |
| 3. | 4 | Alvin Banks vs. Northeastern (9/23/06) |
| | 4 | Mike Cawley vs. Connecticut (11/12/94) |
| | 4 | Gary Clark vs. Liberty (9/24/83) |
| 6. | 3 | Many players tied |
| | | Khalid Abdullah vs. Sam Houston (12/9/16) |
| | | Khalid Abdullah vs. William & Mary (10/8/16) |
| | | Bryan Schor vs. Delaware (10/1/16) |
| | | Bryan Schor vs. Morehead State (9/3/16) |
| | | Taylor Woods vs. Morehead State (9/3/16) |

All-Purpose Yards

| | | |
|-----|-----|--|
| 1. | 339 | Jay Jones at Richmond (10/19/96) |
| 2. | 323 | Griff Yancey at Delaware (11/3/07) |
| 3. | 322 | Delvin Joyce vs. East Tennessee State (9/13/97) |
| 4. | 276 | Vad Lee at SMU (10/26/15) |
| 5. | 266 | Rodney Stockett at Georgia Southern (11/15/86) |
| 6. | 265 | Delvin Joyce vs. Delaware (10/18/97) |
| 7. | 264 | Warren Marshall vs. William & Mary (10/25/86) |
| 8. | 263 | Brandon Ravenel vs. New Hampshire (12/3/16) |
| 9. | 262 | Delvin Joyce vs. Villanova (10/7/00) |
| 10. | 256 | Gary Clark vs. Appalachian State (9/11/82) |

Kickoff Return Yards

| | | |
|-----|-----|--|
| 1. | 268 | Jay Jones at Richmond (10/19/96) |
| 2. | 184 | Brandon Ravenel vs. Colgate (12/5/15) |
| 3. | 180 | Robert Turner vs. Delaware (10/29/83) |
| 4. | 175 | Rodney Stockett at Georgia Southern (11/15/86) |
| 5. | 168 | Delvin Joyce vs. Villanova (9/19/98) |
| 6. | 157 | Scotty McGee at Duke 8/30/08) |
| | 157 | Scotty McGee at Youngstown State (11/25/06) |
| 8. | 155 | John Allen at Connecticut (9/18/93) |
| 9. | 154 | Scotty McGee at Appalachian State (11/24/07) |
| 10. | 153 | Charles Tutt at Towson (10/10/15) |

TOP-10 LISTS

Season

Total Offense

| | | | |
|-----|--------------|--------------------|-------------|
| 1. | 4,288 | Vad Lee | 2014 |
| 2. | 3,304 | Rodney Landers | 2008 |
| 3. | 3,182 | Bryan Schor | 2016 |
| 4. | 3,038 | Michael Birdsong | 2013 |
| 5. | 3,004 | Vad Lee | 2015 |
| 6. | 2,951 | Rodney Landers | 2007 |
| 7. | 2,624 | Mike Cawley | 1994 |
| 8. | 2,563 | Justin Rascati | 2006 |
| 9. | 2,529 | Mike Cawley | 1995 |
| 10. | 2,523 | Eriq Williams | 1992 |

Scoring (Rushing + Receiving)

| | | | |
|-----|------------|------------------------|-------------|
| 1. | 132 | Khalid Abdullah | 2016 |
| 2. | 126 | Curtis Keaton | 1999 |
| 3. | 99 | Dave Stannard | 2008 |
| 4. | 96 | Rodney Landers | 2008 |
| 5. | 91 | Dave Stannard | 2007 |
| 6. | 84 | Macey Brooks | 1996 |
| | 84 | Kenny Sims | 1992 |
| 8. | 83 | David Rabil | 2006 |
| 9. | 82 | John Coursey | 1994 |
| 10. | 80 | Griff Yancey | 2008 |

Touchdowns (Rushing + Receiving)

| | | | |
|-----|-----------|------------------------|-------------|
| 2. | 22 | Khalid Abdullah | 2016 |
| 1. | 21 | Curtis Keaton | 1999 |
| 3. | 16 | Rodney Landers | 2008 |
| 4. | 14 | Macey Brooks | 1996 |
| | 14 | Kenny Sims | 1992 |
| 6. | 13 | Khalid Abdullah | 2015 |
| | 13 | Dae'Quan Scott | 2013 |
| | 13 | Dae'Quan Scott | 2011 |
| | 13 | Griff Yancey | 2008 |
| 10. | 12 | Six Players Tied | |

All-Purpose Yards

| | | | |
|-----|--------------|------------------------|-------------|
| 1. | 2,024 | Curtis Keaton | 1999 |
| 2. | 1,770 | Rodney Landers | 2008 |
| 3. | 1,741 | Delvin Joyce | 1998 |
| 4. | 1,660 | Khalid Abdullah | 2016 |
| 5. | 1,563 | Delvin Joyce | 1997 |
| 6. | 1,545 | Dae'Quan Scott | 2011 |
| 7. | 1,515 | Jay Jones | 1996 |
| 8. | 1,495 | Gary Clark | 1983 |
| 9. | 1,488 | Dae'Quan Scott | 2013 |
| 10. | 1,465 | Warren Marshall | 1986 |

Kickoff Return Yards

| | | | |
|-----|-----|-----------------|------|
| 1. | 737 | Jay Jones | 1996 |
| 2. | 727 | Delvin Joyce | 1998 |
| 3. | 668 | Shaun Marshall | 1995 |
| 4. | 656 | Delvin Joyce | 1997 |
| 5. | 640 | Scotty McGee | 2009 |
| | 640 | Scotty McGee | 2008 |
| 7. | 545 | Scotty McGee | 2007 |
| 8. | 538 | Rodney Stockett | 1986 |
| 9. | 516 | Robert Turner | 1983 |
| 10. | 510 | Dwight Robinson | 1994 |



Career

Total Offense

| | | | |
|-----|--------------|--------------------|--------------|
| 1. | 7,678 | Eriq Williams | 1989-92 |
| 2. | 7,292 | Vad Lee | 2014-15 |
| 3. | 7,249 | Mike Cawley | 1993-95 |
| 5. | 7,111 | Justin Rascati | 2004-06 |
| 5. | 6,765 | Rodney Landers | 2005-08 |
| 6. | 5,412 | Justin Thorpe | 2008-12 |
| 7. | 4,825 | Greg Maddox | 1996-98 |
| 8. | 4,623 | Matt LeZotte | 2001-04 |
| 9. | 4,554 | Tom Bowles | 1979-83 |
| 10. | 4,308 | Bryan Schor | 2014- |

Scoring (Rushing + Receiving)

| | | | |
|-----|------------|------------------------|--------------|
| 1. | 258 | Dae'Quan Scott | 2009-13 |
| 2. | 252 | Khalid Abdullah | 2013- |
| 3. | 231 | David Rabil | 2003-06 |
| 4. | 220 | John Coursey | 1993-96 |
| 5. | 215 | Cameron Starke | 2010-13 |
| 6. | 208 | Warren Marshall | 1982-86 |
| 7. | 204 | Eriq Williams | 1989-92 |
| 8. | 194 | Alvin Banks | 2003-06 |
| 9. | 190 | Dave Stannard | 2007-08 |
| 10. | 186 | Rodney Landers | 2005-08 |
| | 186 | Curtis Keaton | 1998-99 |

Touchdowns (Rushing + Receiving)

| | | | |
|----|-----------|------------------------|--------------|
| 1. | 43 | Dae'Quan Scott | 2009-13 |
| 2. | 42 | Khalid Abdullah | 2013- |
| 3. | 34 | Warren Marshall | 1982-86 |
| 4. | 33 | Eriq Williams | 1989-92 |
| 5. | 32 | Alvin Banks | 2003-06 |
| 6. | 31 | Rodney Landers | 2005-08 |
| | 31 | Curtis Keaton | 1998-99 |
| 8. | 29 | Maurice Fenner | 2003-06 |
| 9. | 25 | Macey Brooks | 1993-96 |
| | 25 | Kenny Sims | 1989-92 |

All-Purpose Yards

| | | | |
|-----|--------------|------------------------|--------------|
| 1. | 5,659 | Delvin Joyce | 1997-2000 |
| 2. | 4,704 | Dae'Quan Scott | 2009-13 |
| 3. | 4,621 | Warren Marshall | 1982-86 |
| 4. | 3,963 | Gary Clark | 1980-83 |
| 5. | 3,745 | Khalid Abdullah | 2013- |
| 6. | 3,562 | Rodney Landers | 2005-08 |
| 7. | 3,384 | Earnest Payton | 1997-2000 |
| 8. | 3,369 | Rodney Stockett | 1984-87 |
| 9. | 3,263 | Alvin Banks | 2003-06 |
| 10. | 3,120 | Curtis Keaton | 1998-99 |

Kickoff Return Yards

| | | | |
|-----|-------|-----------------|-----------|
| 1. | 2,166 | Scotty McGee | 2006-09 |
| 2. | 1,902 | Delvin Joyce | 1997-2000 |
| 3. | 1,434 | Dwight Robinson | 1991-94 |
| 4. | 1,290 | Rodney Stockett | 1984-87 |
| 5. | 1,165 | Dejor Simmons | 2011-14 |
| 6. | 1,155 | Tom Green | 1989-91 |
| 7. | 994 | Ardon Bransford | 2003-06 |
| 8. | 896 | Kerby Long | 2007-11 |
| 9. | 819 | Jay Jones | 1993-96 |
| 10. | 728 | Shaun Marshall | 1992-95 |



Game

Punt Return Yards

| | | |
|-----|-----|--|
| 1. | 183 | Gary Clark at Virginia (9/17/83) |
| 2. | 135 | Delvin Joyce vs. Villanova (9/7/00) |
| 3. | 119 | Delvin Joyce vs. Elon (9/26/98) |
| 4. | 116 | L.C. Baker vs. Lock Haven (9/4/04) |
| 5. | 108 | Delvin Joyce vs. Delaware (9/18/99) |
| 6. | 106 | Anthony Archer at William & Mary (11/11/89) |
| 7. | 105 | Cortez Thompson vs. Delaware (11/6/04) |
| 8. | 103 | Anthony Archer vs. Georgia Southern (10/19/91) |
| 9. | 100 | L.C. Baker at Villanova (11/11/06) |
| 10. | 99 | Gary Clark vs. Appalachian State (9/11/82) |

Field Goals Made

| | | |
|----|---|--|
| 1. | 3 | Ryan Maglio at Towson (10/10/15) |
| | 3 | Ryan Maglio vs. William & Mary (11/1/14) |
| | 3 | Cameron Starke at Delaware (9/28/13) |
| | 3 | Dave Stannard vs. Richmond (10/27/07) |
| | 3 | Burke George vs. Florida Atlantic (9/14/02) |
| | 3 | Mike Glover vs. Villanova (10/7/00) |
| | 3 | Mike Glover at Hofstra (11/20/99) |
| | 3 | Mike Glover at Villanova (10/2/99) |
| | 3 | John Coursey at William & Mary (9/9/95) |
| | 3 | John Coursey at Delaware (10/8/94) |
| | 3 | Mickey Stinnett vs. East Tennessee State (9/25/82) |
| | 3 | Scott Norwood vs. East Tennessee State (11/8/80) |
| | 3 | Scott Norwood vs. Liberty (10/11/80) |
| | 3 | Scott Norwood vs. Morehead State (11/10/79) |

Punting Average (min. 3)

| | | |
|----|------|--|
| 1. | 53.0 | John Druett vs. Liberty (9/21/95) |
| 2. | 52.5 | Brad Hudgins vs. Massachusetts (10/5/91) |
| 3. | 52.0 | Scott Frazier at Youngstown State (9/26/92) |
| 4. | 50.0 | David Skahn at Maine (11/3/12) |
| 5. | 49.5 | Connor Arnone vs. Albany (10/5/13) |
| | 49.5 | Scott Todd vs. Liberty (10/1/88) |
| 7. | 49.0 | Gunnar Kane vs. Rhode Island (10/29/16) |
| | 49.0 | Mickey Stinnett at Richmond (11/5/83) |
| 9. | 48.8 | Nelson Garner vs. Boston (11/22/97) |
| | 48.8 | Scott Todd at Appalachian State (9/23/89) |

Tackles

| | | |
|----|----|---|
| 1. | 26 | Clyde Hoy vs. Towson (11/7/81) |
| | 26 | Clyde Hoy at U.S. Merchant Marine (10/4/80) |
| 3. | 25 | Dean McCullough vs. Massachusetts (9/6/86) |
| | 25 | Dale Caparaso at Davidson (10/16/76) |
| 5. | 24 | Clyde Hoy vs. Furman (10/17/81) |
| 6. | 23 | Derrick Lloyd vs. Rhode Island (9/22/01) |
| | 23 | Marty Fitzgerald at Massachusetts (9/26/87) |
| 8. | 22 | Four Players Tied |

Sacks

| | | |
|----|-----|---|
| 1. | 5# | Jim McHugh at Emory & Henry (10/25/75) |
| 2. | 5# | Bob Dunn at Emory & Henry (10/25/75) |
| 3. | 4.5 | Kwynn Walton vs. VMI (10/30/04) |
| 4. | 4 | John Baranowsky vs. Towson (11/17/07) |
| | 4 | Chris Morant at Rhode Island (10/31/98) |
| | 4 | Greg Colvin vs. VMI (10/22/88) |
| | 4 | Charles Haley vs. Davidson (10/26/85) |
| 8. | 3.5 | Andrew Ankrah at SMU (9/26/15) |
| | 3.5 | Brandon Lee vs. Stony Brook (11/16/13) |
| | 3.5 | Arthur Moats vs. Villanova 12/6/08) |
| | 3.5 | Derrick Lloyd at Massachusetts (10/20/01) |

1975 totals may include shared sacks

TOP-10 LISTS

Season

Punt Return Yards

| | | | |
|-----|-----|----------------------|------|
| 1. | 419 | Rashard Davis | 2016 |
| 2. | 411 | Delvin Joyce | 2000 |
| 3. | 403 | Gary Clark | 1982 |
| 4. | 400 | Delvin Joyce | 1999 |
| 5. | 388 | Delvin Joyce | 1998 |
| 6. | 345 | Anthony Archer | 1991 |
| | 345 | Anthony Archer | 1990 |
| 8. | 303 | Gary Clark | 1983 |
| 9. | 296 | Scotty McGee | 2008 |
| 10. | 289 | Delvin Joyce | 1997 |

Field Goals Made

| | | | |
|----|----|-------------------|------|
| 1. | 15 | Cameron Starke | 2011 |
| | 15 | John Coursey | 1994 |
| | 15 | Scott Norwood | 1980 |
| 4. | 14 | Mike Glover | 1999 |
| | 14 | John Coursey | 1995 |
| 6. | 13 | Burke George | 2002 |
| | 13 | Nelson Garner | 1997 |
| | 13 | Mickey Stinnett | 1984 |
| 9. | 12 | Tyler Gray | 2016 |
| | 12 | Cameron Starke | 2013 |
| | 12 | Dave Stannard | 2007 |

Punting Average

| | | | |
|----|------|--------------------|------|
| 1. | 43.8 | Chris Wright | 1998 |
| 2. | 43.7 | Nelson Garner | 1997 |
| 3. | 42.5 | Gunnar Kane | 2016 |
| 4. | 42.5 | Gunnar Kane | 2015 |
| 5. | 42.1 | John Druett | 1987 |
| 6. | 41.9 | Nelson Garner | 1996 |
| 7. | 41.5 | Nick Englehart | 2003 |
| | 41.5 | Scott Todd | 1989 |
| 9. | 40.9 | Mickey Stinnett | 1983 |
| | 40.9 | Greg Caldwell | 1981 |

Tackles

| | | | |
|-----|-----|------------------|------|
| 1. | 167 | Clyde Hoy | 1981 |
| 2. | 166 | Dale Caparaso | 1978 |
| | 166 | Dale Caparaso | 1976 |
| 4. | 161 | Dennard Melton | 2003 |
| 5. | 157 | Derrick Lloyd | 2001 |
| 6. | 156 | Derick Pack | 2000 |
| 7. | 155 | Dale Caparaso | 1979 |
| 8. | 151 | Dean McCullough | 1986 |
| 9. | 148 | Dewey Windham | 1975 |
| 10. | 147 | Two Players Tied | |

Sacks

| | | | |
|-----|------|------------------|------|
| 1. | 13.5 | Sage Harold | 2014 |
| 2. | 12 | Chris Morant | 1999 |
| 3. | 11.5 | Arthur Moats | 2008 |
| | 11.5 | Richard Hicks | 2002 |
| 5. | 11 | Arthur Moats | 2009 |
| | 11 | Kevin Winston | 2006 |
| | 11 | Chris Morant | 1998 |
| | 11 | Larry Smith | 1977 |
| 9. | 10.5 | Andrew Ankrah | 2015 |
| 10. | 10 | Six Players Tied | |



Career

Punt Return Yards

| | | | |
|-----|-------|----------------------|-----------|
| 1. | 1,488 | Delvin Joyce | 1997-2000 |
| 2. | 817 | Anthony Archer | 1989-91 |
| 3. | 774 | L.C. Baker | 2004-07 |
| 4. | 748 | Gary Clark | 1980-83 |
| 5. | 575 | John Allen | 1991-94 |
| 6. | 570 | Rodney Stockett | 1984-87 |
| 7. | 482 | Rashard Davis | 2013- |
| 8. | 421 | Dae'Quan Scott | 2009-13 |
| 9. | 393 | Scotty McGee | 2006-09 |
| 10. | 381 | Cortez Thompson | 2001-04 |

Field Goals Made

| | | | |
|-----|----|-----------------|-----------------|
| 1. | 39 | John Coursey | 1993-96 |
| 2. | 37 | Cameron Starke | 2010-13 |
| 3. | 32 | David Rabil | 2003-06 |
| | 32 | Scott Norwood | 1978-81 |
| 5. | 30 | Mickey Stinnett | 1982-84 |
| 6. | 23 | Dave Stannard | 2007-08 |
| | 23 | Burke George | 2001-03 |
| 8. | 22 | Ryan Maglio | 2014-15 |
| | 22 | Mike Glover | 1997, 1999-2001 |
| 10. | 21 | Tim Garritty | 1986-88 |

Punting Average

| | | | |
|-----|------|--------------------|---------------|
| 1. | 43.5 | Chris Wright | 1996, 98 |
| 2. | 41.8 | Nelson Garner | 1994-97 |
| 3. | 41.4 | John Druett | 1985-87 |
| 4. | 41.0 | Scott Todd | 1987-90 |
| 5. | 40.7 | Gunnar Kane | 2014- |
| 6. | 40.3 | Mickey Stinnett | 1982-84 |
| 7. | 39.5 | David Skahn | 2009-12 |
| 8. | 39.4 | Connor Arnone | 2012-14 |
| 9. | 39.3 | Nick Englehart | 2002-05 |
| 10. | 38.9 | Mike Glover | 1997, 99-2001 |

Tackles

| | | | |
|-----|-----|-------------------|-------------|
| 1. | 506 | Charles Haley | 1982-85 |
| 2. | 503 | Clyde Hoy | 1978-81 |
| 3. | 487 | Dale Caparaso | 1976, 78-79 |
| 4. | 445 | Stephon Robertson | 2010-13 |
| 5. | 438 | Woody Bergeria | 1974-77 |
| 6. | 427 | Dean McCullough | 1983-86 |
| 7. | 416 | Tony LeZotte | 2004-07 |
| 8. | 399 | Derick Pack | 1999-2001 |
| 9. | 362 | Eupton Jackson | 1987-90 |
| 10. | 341 | Shawn Woodson | 1984-88 |

Sacks

| | | | |
|-----|------|-------------------|-----------|
| 1. | 33 | Chris Morant | 1998-2000 |
| 2. | 29 | Arthur Moats | 2006-09 |
| 3. | 28 | Woody Bergeria | 1974-77 |
| 4. | 25.5 | Sage Harold | 2011-14 |
| 5. | 25 | Larry Smith | 1975-78 |
| 6. | 24.5 | Kevin Winston | 2003-06 |
| 7. | 21 | Mark Baird | 1974-77 |
| | 21 | Bob Dunn | 1974-76 |
| 9. | 19 | Richard Hicks | 1999-2002 |
| 10. | 17 | Five Players Tied | |



Game

Interceptions

| | | |
|----|---|---|
| 1. | 3 | Chris Jacobs vs. Georgia Southern (11/2/85) |
| | 3 | Bob Logan at Emory & Henry (9/11/76) |
| 3. | 2 | Many Players Tied |
| | | Raven Greene vs. Rhode Island (10/29/16) |

Interception Return Yards

| | | |
|-----|-----|---|
| 1. | 101 | Taylor Reynolds at Richmond (11/15/14) |
| 2. | 100 | Tony LeZotte vs. Towson (11/19/05) |
| 3. | 94 | Tony Jordan vs. William & Mary (10/12/96) |
| 4. | 76 | Bob Logan at Emory & Henry (9/11/76) |
| 5. | 70 | Akeem Jordan at Massachusetts (10/15/05) |
| 6. | 69 | Clint Kent at William & Mary (12/10/04) |
| 7. | 67 | Trey Townsend vs. Delaware (11/6/04) |
| 8. | 65 | Quincy Waller vs. McNeese State (9/16/95) |
| 9. | 63 | Bob Logan at Shippensburg (11/15/75) |
| 10. | 62 | Two Players Tied |

TOP-10 LISTS

Season

Interceptions

| | | | |
|----|---|---------------------|-------------|
| 1. | 8 | Tony Booth | 1997 |
| 2. | 7 | Terry Hansrote | 1977 |
| | 7 | Bob Logan | 1976 |
| 4. | 6 | Raven Greene | 2016 |
| | 6 | Quincy Waller | 1995 |
| | 6 | Chris Parrott | 1992 |
| | 6 | Brent Good | 1974 |
| 8. | 5 | Seven Players Tied | |

Interception Return Yards

| | | | |
|-----|-----|---------------------|-------------|
| 1. | 146 | Tony Jordan | 1996 |
| | 146 | Bob Logan | 1976 |
| 3. | 127 | Taylor Reynolds | 2014 |
| 4. | 113 | Raven Greene | 2016 |
| 5. | 107 | Quincy Waller | 1995 |
| 6. | 105 | Clint Kent | 2004 |
| | 105 | Brent Good | 1974 |
| 8. | 100 | Tony LeZotte | 2005 |
| 9. | 93 | Trey Townsend | 2004 |
| 10. | 91 | Akeem Jordan | 2005 |



Career

Interceptions

| | | | |
|----|----|------------------------|--------------|
| 1. | 13 | Clint Kent | 2002-05 |
| | 13 | Bob Logan | 1975-78 |
| 3. | 12 | Dean Marlowe | 2011-14 |
| 4. | 11 | Taylor Reynolds | 2013- |
| | 11 | John Stein | 1993-96 |
| | 11 | Mike Thurman | 1978-82 |
| 7. | 10 | Mike Masella | 1995-98 |
| | 10 | Terry Hansrote | 1975-77 |
| 9. | 9 | Raven Greene | 2013- |
| | 9 | Tony Booth | 1995-98 |
| | 9 | Eupton Jackson | 1987-90 |

Interception Return Yards

| | | | |
|-----|-----|------------------------|--------------|
| 1. | 229 | Bob Logan | 1975-78 |
| 2. | 201 | Taylor Reynolds | 2013- |
| | 201 | Cortez Thompson | 2001-04 |
| 4. | 158 | Raven Greene | 2013- |
| 5. | 157 | Clint Kent | 2002-05 |
| 6. | 155 | Akeem Jordan | 2003-06 |
| 7. | 146 | Tony Jordan | 1993, 95-96 |
| 8. | 145 | Mike Thurman | 1978-82 |
| 9. | 143 | Trey Townsend | 2001-04 |
| 10. | 142 | Quincy Waller | 1994-95 |



LONGEST PLAYS



Rush

| | | |
|-------------------|-----------------------------------|----------------|
| 1. 95 (TD) | Joe Sparksman vs. William & Mary | 11/10/90 |
| 2. 92 (TD) | Brian Coe at Delaware State | 10/8/83 |
| 3. 86 (TD) | Griff Yancey at Delaware | 11/3/07 |
| 86 (TD) | Ron Stith vs. Frostburg State | 10/23/76 |
| 5. 85 (TD) | Khalid Abdullah at Maine | 9/24/16 |
| 6. 83 (TD) | Maurice Fenner vs. Lock Haven | 9/4/04 |
| 7. 82 (TD) | Stan Jones at Emory & Henry | 9/11/76 |
| 8. 81 (TD) | Rodney Landers vs. Delaware State | 9/17/05 |
| 81 (TD) | Ron Stith at Frostburg State | 10/18/75 |
| 10. 80 (TD) | Six Times | |

Pass

| | | |
|-------------|--|----------|
| 1. 93 (TD) | Vad Lee to DeAndre' Smith at Richmond | 11/15/14 |
| 2. 86 (TD) | Mike Cawley to David McLeod vs. New Hampshire | 10/16/93 |
| 3. 82 (TD) | Mike Cawley to Jay Jones at Appalachian State | 11/25/95 |
| 4. 81 (TD) | Jayson Cooke to Tahir Hinds vs. Rhode Island | 11/1/03 |
| 5. 80 (TD) | Jace Edwards to Kerby Long vs. Villanova | 10/15/11 |
| 80 (TD) | Jon Roddy to Gary Clark at Virginia | 9/18/82 |
| 7. 78 (TD) | Eriq Williams to David McLeod vs. Hofstra | 9/19/92 |
| 8. 77 (TD) | Drew Dudzik to Jamal Sullivan at Virginia Tech | 9/11/10 |
| 77 (TD) | Matt LeZotte to Jason Mallory at Delaware | 10/12/02 |
| 10. 73 (TD) | Eric Green to Warren Marshall vs. St. Paul's | 10/4/86 |

Kickoff Return

| | | |
|-------------|------------------------------------|----------|
| 1. 100 (TD) | Dejor Simmons vs. Richmond | 10/12/13 |
| 100 (TD) | Scotty McGee vs. Towson | 11/17/07 |
| 3. 99 (TD) | Scotty McGee vs. Appalachian State | 9/20/08 |
| 99 (TD) | Scotty McGee at Youngstown State | 11/25/06 |
| 99 (TD) | Jay Jones at Richmond | 10/19/96 |
| 6. 98 (TD) | Brandon Ravenel vs. Villanova | 11/21/15 |
| 98 (TD) | Tony Booth vs. Northeastern | 11/7/98 |
| 98 (TD) | Shaun Marshall vs. Boston | 10/7/95 |
| 9. 95 (TD) | Gary Clark vs. Liberty | 9/24/83 |
| 10. 94 (TD) | Dwight Robinson vs. Villanova | 10/15/94 |

Punt Return

| | | |
|-------------------|--|-----------------|
| 1. 89 (TD) | Gary Clark at Virginia | 9/17/83 |
| 2. 87 (TD) | Cortez Thompson vs. Delaware | 11/6/04 |
| 87 (TD) | Gary Clark at Virginia | 9/17/83 |
| 4. 80 (TD) | Anthony Archer vs. Georgia Southern | 10/19/91 |
| 5. 79 (TD) | Gary Clark vs. Appalachian State | 9/11/82 |
| 6. 77 (TD) | Earnest Payton vs. Boston University | 11/22/97 |
| 7. 76 (TD) | Rashard Davis vs. Morehead State | 9/3/16 |
| 8. 75 (TD) | Rashard Davis vs. Elon | 11/19/16 |
| 75 (TD) | Rashard Davis vs. Central Connecticut | 9/10/16 |
| 75 (TD) | Anthony Archer at William & Mary | 11/11/89 |

Interception Return

| | | |
|-------------|--------------------------------------|----------|
| 1. 100 (TD) | Tony LeZotte vs. Towson | 11/19/05 |
| 2. 94 (TD) | Tony Jordan vs. William & Mary | 10/12/96 |
| 3. 70 (TD) | Akeem Jordan at Massachusetts | 10/15/05 |
| 4. 69 (TD) | Clint Kent at William & Mary | 12/10/04 |
| 5. 67 (TD) | Trey Townsend vs. Delaware | 11/6/04 |
| 6. 65 (TD) | Quincy Waller vs. McNeese State | 9/16/95 |
| 7. 63 (TD) | Bob Logan at Shippensburg | 11/15/75 |
| 8. 62 (TD) | Jon Williams at Maryland | 9/12/09 |
| 62 (TD) | Mike Thurman at U.S. Merchant Marine | 10/4/80 |
| 10. 55 (TD) | Three Times (Two For TD) | |
| * 100 (PAT) | Mike Masella vs. Villanova | 9/19/98 |

Fumble Return

| | | |
|-------------|----------------------------------|----------|
| 1. 99 (TD) | Chris Morant vs. Northeastern | 11/7/98 |
| 2. 94 (TD) | Mark Coates vs. Delaware | 9/25/99 |
| 3. 84 (TD) | Dan Kobosko at Richmond | 11/12/88 |
| 4. 77 (TD) | Taylor Reynolds vs. Villanova | 11/21/15 |
| 5. 68 (TD) | Arthur Moats vs. Towson | 11/21/09 |
| 6. 53 (TD) | Cortez Thompson at Rhode Island | 11/2/02 |
| 7. 46 (TD) | Andy Bailey at William & Mary | 10/11/98 |
| 8. 38 (TD) | Jamaris Sanders at Massachusetts | 11/14/09 |
| 38 (TD) | Kevin Winston vs. Richmond | 10/28/06 |
| 10. 35 (TD) | Brandon Beach at West Virginia | 9/25/04 |

Field Goal

| | | |
|------------|----------------------------------|----------|
| 1. 53 (FG) | Mickey Stinnett vs. Richmond | 9/1/84 |
| 2. 52 (FG) | Mike Glover vs. South Florida | 10/30/99 |
| 3. 51 (FG) | Jason Pritchard at Richmond | 10/11/08 |
| 51 (FG) | Scott Norwood vs. Towson State | 11/7/81 |
| 51 (FG) | Scott Norwood vs. Morehead State | 11/10/79 |
| 6. 50 (FG) | Jason Pritchard at Rhode Island | 10/13/07 |
| 50 (FG) | Burke George at Hofstra | 9/21/02 |
| 50 (FG) | Burke George at Maine | 9/29/01 |
| 50 (FG) | Mike Glover at Hofstra | 11/20/99 |
| 50 (FG) | Nelson Garner at William & Mary | 10/11/97 |

Punt

| | | |
|------------------|---|----------------|
| 1. 73 (P) | Nelson Garner vs. Boston University | 10/7/95 |
| 73 (P) | Scott Todd vs. Appalachian State | 9/10/88 |
| 3. 71 (P) | Winston Bersch vs. Salisbury State | 10/13/73 |
| 4. 70 (P) | Jason Pritchard vs. Towson | 11/17/07 |
| 5. 69 (P) | Scott Todd vs. Richmond | 11/12/88 |
| 6. 67 (P) | Nelson Garner at Northeastern | 11/8/97 |
| 7. 66 (P) | Gunnar Kane vs. William & Mary | 10/8/16 |
| 66 (P) | Mike Glover vs. South Florida | 10/30/99 |
| 9. 65 (P) | David Skahn vs. Alcorn State | 9/8/12 |
| 65 (P) | Matt Goff at Liberty | 9/19/09 |

Opponent Long Plays

| | | | |
|---------------------------|----------|--|----------|
| Rush | 94 (TD) | Bill Douglas vs. Frostburg State | 10/23/76 |
| Pass. | 95 (TD) | Fred Vallett to Dave Klemic vs. Northeastern | 11/7/98 |
| Field Goal | 63 (FG) | Tim Foley vs. Georgia Southern | 11/7/87 |
| Punt | 75 (P) | Andrew Maclay at Massachusetts | 10/10/98 |
| Kickoff Return | 99 (TD) | Harold Cooper vs. Rhode Island | 10/29/16 |
| | 99 (TD) | Brian Westbrook at Villanova | 10/6/01 |
| Punt Return. | 81 (TD) | DeAndrew Rubin at South Florida | 9/16/00 |
| Interception Return . . . | 100 (TD) | Melvin Cunningham at Marshall | 12/3/94 |
| | 100 (TD) | Rico Mack vs. Appalachian State | 11/17/90 |
| Fumble Return | 67 (TD) | Jamal Clay at Maine | 11/3/12 |

2016 JMU FOOTBALL ROSTER

UPDATED NOVEMBER 29, 2016

| No. | Name | Year | Pos. | Height | Weight | Hometown / High School (Last School) |
|-----|-------------------|-------|-------|--------|--------|---|
| 1 | Trai Sharp | So. | RB | 5-9 | 200 | Carrboro, N.C./Carrboro |
| 2 | Dimitri Holloway | So. | LB | 6-1 | 220 | Newport News, Va./Heritage |
| 2 | Connor Mitch | R-Jr. | QB | 6-3 | 220 | Raleigh, N.C./Wakefield (South Carolina) |
| 3 | Domo Taylor | Sr. | WR | 6-3 | 210 | Columbia, S.C./Spring Valley (Georgia Military) |
| 5 | Jake Brown | Fr. | WR | 5-11 | 180 | Richmond, Va./Trinity Episcopal |
| 5 | Raven Greene | R-Jr. | S | 6-0 | 200 | Virginia Beach, Va./First Colonial |
| 6 | Rashard Davis | Sr. | WR | 5-9 | 175 | Charlottesville, Va./Charlottesville |
| 7 | Terrence Alls | R-Jr. | WR | 6-1 | 195 | Miami Gardens, Fla./Dade Christian (Duke) |
| 7 | Trey Wilson | Fr. | DB | 5-10 | 185 | Richmond, Va. (Hermitage) |
| 8 | John Miller | Jr. | WR | 5-10 | 180 | Columbia, S.C./Spring Valley |
| 9 | Kyre Hawkins | R-Jr. | LB | 6-0 | 210 | Baltimore, Md./Dunbar |
| 10 | Jacob Rosen | Fr. | LB | 6-2 | 210 | Gothenburg, Sweden/Briar Woods [Va.] |
| 10 | Riley Stapleton | R-Fr. | WR | 6-5 | 215 | Indiana, Pa./Indiana |
| 11 | Brandon Ravenel | Sr. | WR | 6-0 | 185 | Stafford, Va./North Stafford |
| 12 | Logan Boyd | R-Jr. | WR | 6-5 | 200 | Virginia Beach, Va./Bayside |
| 12 | Cole Johnson | Fr. | QB | 6-5 | 195 | Virginia Beach, Va./Cox |
| 13 | Ishmael Hyman | R-Jr. | WR | 6-0 | 190 | Manalapan, N.J./St. John Vianney (Kansas) |
| 14 | Taylor Reynolds | R-Sr. | CB | 6-0 | 195 | Newark, Del./Newark |
| 15 | Daniel Schiele | Sr. | TE | 6-5 | 245 | Yorktown, Va./Tabb |
| 16 | John Kinney | Fr. | LB | 6-2 | 205 | Richmond, Va./Hermitage |
| 16 | Neeshant Parikh | R-So. | QB | 6-2 | 205 | Richmond, Va./Trinity Episcopal (Bridgewater) |
| 17 | Bryan Schor | Jr. | QB | 6-2 | 215 | Milford, Pa./Delaware Valley (Lackawanna College) |
| 18 | Hunter Etheridge | R-So. | QB | 6-3 | 220 | Clayton, N.C./Woodberry Forest [Va.] |
| 18 | Tabb Patrick | Fr. | LB | 6-1 | 210 | Mechanicsville, Va./Hanover |
| 19 | Reid McCoy | So. | QB | 6-2 | 205 | Glen Allen, Va./The Kiski School (Robert Morris) |
| 19 | Mack Waldman | R-So. | QB | 6-2 | 205 | Highland, Ill./Highland (Northeastern Oklahoma A&M) |
| 20 | Taylor Woods | Jr. | RB | 5-9 | 190 | Havelock, N.C./Havelock |
| 21 | Robert Branch | So. | S | 6-2 | 190 | Baltimore, Md./Gilman |
| 22 | Eric Kirlew | Fr. | RB | 5-11 | 182 | Reston, Va./South Lakes |
| 22 | Rashad Robinson | So. | CB | 5-11 | 170 | Richmond, Va./Hermitage |
| 23 | Charles Tutt | So. | CB | 5-10 | 170 | Clifton, Va./Centreville |
| 24 | Justin Wellons | R-Sr. | LB | 6-1 | 225 | Chesapeake, Va./Western Branch |
| 25 | Cardon Johnson | R-Jr. | RB | 5-9 | 210 | Newport News, Va./Warwick |
| 26 | Curtis Oliver | So. | CB | 5-11 | 185 | Paramus, N.J./Paramus Catholic |
| 27 | D'Angelo Amos | Fr. | CB | 6-1 | 170 | Richmond, Va./Meadowbrook |
| 27 | Pat Kagel | R-So. | LB | 6-2 | 215 | Virginia Beach, Va./Kellam |
| 28 | Grant Westbrook | So. | S | 5-9 | 175 | Leesburg, Va./Heritage (East Coast Prep) |
| 30 | Adam Smith | Fr. | S | 6-1 | 180 | Charlotte, N.C./Hough |
| 31 | Kirk Robinette | R-Fr. | DL | 6-4 | 240 | Cumberland, Md./Allegany |
| 32 | Khalid Abdullah | Sr. | RB | 5-10 | 220 | Newport News, Va./Heritage |
| 33 | Gage Steele | R-Sr. | LB | 6-1 | 230 | Front Royal, Va./Warren County |
| 34 | Justin Bethea | Jr. | CB | 5-10 | 180 | Leesburg, Va./Heritage |
| 34 | Simba Parker | R-Jr. | RB | 5-8 | 220 | Portsmouth, Va./I.C. Norcom (Victor Valley College) |
| 35 | Marcell Johnson | Jr. | S | 6-2 | 195 | Knightdale, N.C./Knightdale |
| 36 | Robert Carter Jr. | R-So. | CB | 6-0 | 185 | Baltimore, Md./Long Reach |
| 37 | Jimmy Moreland | R-So. | CB | 5-11 | 170 | Royal Palm Beach, Fla./Royal Palm Beach |
| 38 | Mike Cobbs | So. | S | 6-2 | 210 | Alexandria, Va./Hayfield |
| 39 | Robbie Walker | Jr. | WR | 5-9 | 175 | Reston, Va./Gonzaga College (Ohio) |
| 40 | Daniel Clements | So. | WR | 6-0 | 180 | Alpharetta, Ga./Alpharetta (Air Force Prep) |
| 40 | Ryan Horner | Fr. | S | 6-1 | 185 | Leesburg, Va./Loudoun County |
| 41 | Brett Siegel | R-Jr. | LB/LS | 6-2 | 230 | Leesburg, Va./Fork Union |
| 42 | Skyler Clark | Fr. | WR | 6-3 | 163 | Moorestown, N.J./Moorestown |
| 42 | Pat Frio | Jr. | K/P | 6-0 | 180 | St. Charles, Ill./St. Charles East (Lackawanna College) |
| 43 | Bryce Maginley | Fr. | S | 6-2 | 215 | Charlotte, N.C./Ardrey Kell |
| 44 | Jordan Brown | R-Jr. | S | 6-2 | 190 | Cranberry Township, Pa./Seneca Valley |
| 45 | Tyler Gray | So. | K | 5-11 | 165 | Winchester, Va./Millbrook |
| 46 | David Ezeagwu | Jr. | LB | 6-2 | 235 | Stafford, Va./Colonial Forge |
| 47 | Darrious Carter | R-So. | DL | 6-5 | 240 | Indiana, Pa./Indiana Senior (Virginia) |
| 48 | Reggie Collins | Fr. | S | 6-1 | 185 | Stafford, Va./Brooke Point |
| 49 | Brandon Hereford | Jr. | LB | 6-0 | 230 | Glen Allen, Va./Glen Allen |
| 50 | Christian Launius | Fr. | LB | 5-11 | 225 | Davidson, N.C./Davidson Day |
| 51 | Devin Medley | Fr. | LB | 6-0 | 210 | Harrisonburg, Va./Harrisonburg |

2016 JMU FOOTBALL ROSTER UPDATED NOVEMBER 29, 2016

| | | | | | | |
|----|----------------------|-------|-----|------|-----|---|
| 52 | Nick Michalski | R-Jr. | LB | 6-1 | 200 | Chesapeake, Va./Great Bridge |
| 53 | Jordan Brooks | R-Fr. | DL | 6-4 | 255 | Clifton, Va./Centreville |
| 54 | Kelvin Azanama | Fr. | LB | 5-11 | 205 | Chesterfield, Va./Monacan |
| 55 | Nick Edwards | R-Jr. | OL | 6-4 | 290 | Virginia Beach, Va./Kellam |
| 56 | Matt Wolcott | R-So. | LS | 5-11 | 220 | Ashburn, Va./Briar Woods |
| 57 | Jeremiah McBride | Fr. | K/P | 6-0 | 180 | Upper Marlboro, Md./Riverdale Baptist |
| 58 | Gerren Butler | R-Fr. | OL | 6-3 | 285 | Front Royal, Va./Skyline |
| 59 | Daniel Caracciolo | Fr. | LS | 5-10 | 215 | Fairfax, Va./Paul VI |
| 60 | Jahee Jackson | R-Fr. | OL | 6-3 | 315 | Baltimore, Md./Gilman |
| 61 | A.J. Bolden | R-Jr. | OL | 6-3 | 305 | Winchester, Va./Millbrook (Toledo) |
| 62 | Kyle Rigney | R-Sr. | OL | 6-3 | 285 | Wirtz, Va./Franklin County |
| 63 | J.T. Timming | Fr. | OL | 6-2 | 295 | Liberty Township, Ohio/Lakota East |
| 64 | Matt Frank | R-Sr. | OL | 6-3 | 300 | Fairfax, Va./Fairfax |
| 65 | Dorrius Rodgers | Fr. | DL | 6-1 | 280 | Locust Grove, Ga./Locust Grove |
| 67 | Zaire Bethea | Fr. | OL | 6-3 | 290 | South Orange, N.J./DePaul Catholic |
| 68 | Tyree Chavious | R-Fr. | OL | 6-4 | 300 | Goldsboro, N.C./Rosewood |
| 69 | John Gardiner | Fr. | P | 6-5 | 235 | Chesterfield, Va./Matoaca |
| 70 | Aaron Stinnie | R-Jr. | OL | 6-5 | 290 | Charlottesville, Va./St. Anne's-Belfield |
| 71 | Richard Xu | R-So. | OL | 6-5 | 290 | Ashburn, Va./Stone Bridge |
| 73 | Mac Patrick | Fr. | OL | 6-2 | 290 | Mechanicsville, Va./Hanover |
| 72 | Gary Wortham | R-Sr. | DL | 5-10 | 315 | Woodbridge, Va./Freedom (Richmond) |
| 74 | Simeyon Robinson | R-Jr. | DL | 6-1 | 280 | Virginia Beach, Va./First Colonial |
| 75 | Michael Faulkner | Fr. | OL | 6-4 | 265 | Lawrenceville, Ga./Collins Hill |
| 76 | Mitchell Kirsch | R-Sr. | OL | 6-6 | 300 | Washington, D.C./St. John's College |
| 77 | Robert Snead | Fr. | OL | 6-3 | 315 | Chester, Va./Thomas Dale |
| 78 | Zach Rugg | R-Sr. | OL | 6-4 | 308 | Windber, Pa./Bishop McCort (Connecticut) |
| 79 | Raymond Gillespie | Fr. | OL | 6-5 | 245 | Mechanicsville, Va./Tale |
| 81 | Cory Owen | R-Fr. | WR | 6-1 | 185 | McMurray, Pa./Peters Township |
| 82 | Nick Carlton | Fr. | TE | 6-3 | 235 | Alpharetta, Ga./Alpharetta |
| 82 | Zach Polglase | Fr. | TE | 6-2 | 230 | Harrisonburg, Va./Spotswood |
| 84 | Brandon Brown | R-Jr. | DL | 6-3 | 250 | Chester, Va./Matoaca |
| 84 | Ryan Kluck | Fr. | WR | 6-0 | 175 | Suffolk, Va./King's Fork |
| 85 | Quintin Reynolds | R-So. | WR | 6-0 | 185 | Nokesville, Va./Patriot (Old Dominion) |
| 86 | Mack Cullen | R-Fr. | TE | 6-4 | 220 | Fishersville, Va./Wilson Memorial |
| 88 | Jonathan Kloosterman | Jr. | TE | 6-3 | 245 | Strasburg, Va./Strasburg |
| 89 | Braxton Westfield | Fr. | WR | 6-4 | 205 | Greenville, S.C./Christ Church Episcopal |
| 90 | Rondre Knowles-Tener | Fr. | DL | 6-1 | 295 | Lynchburg, Va./Liberty Christian Academy |
| 91 | Ethan Ratke | Fr. | K | 5-9 | 175 | Mechanicsville, Va./Atlee |
| 91 | Martez Stone | R-Sr. | DL | 6-1 | 270 | Cleveland, Ohio/John Adams (Lackawanna College) |
| 92 | Mike Mabry | Fr. | DL | 6-1 | 235 | Buckingham, Va./Buckingham County |
| 93 | Andrew Ankrah | R-Jr. | DL | 6-4 | 240 | Gaithersburg, Md./Quince Orchard |
| 94 | Cornell Urquhart | Jr. | DL | 6-4 | 270 | Richmond, Va./Benedictine Prep |
| 95 | Adeeb Atariwa | Fr. | DL | 6-3 | 270 | Sterling, Va./Dominion |
| 97 | John Daka | Fr. | DL | 6-3 | 210 | Upper Marlboro, Md./Wise |
| 98 | Lawton Riggs | Fr. | TE | 6-3 | 240 | Ashburn, Va./Stone Bridge |
| 99 | Gunnar Kane | R-Sr. | P | 6-1 | 220 | Virginia Beach, Va./Kellam |

JMU COACHING STAFF

Head Coach: Mike Houston (Mars Hill '94) - First Season
 Offensive Coordinator/Quarterbacks: Donnie Kirkpatrick
 Defensive Coordinator/Safeties: Bob Trott
 Tight Ends/Run-Game Coordinator: Bryan Stinespring
 Outside Linebackers/Special Teams: John Bowers
 Inside Linebackers: Byron Thweatt
 Offensive Line: Jamal Powell
 Defensive Line: Jeff Hanson
 Cornerbacks: Tripp Weaver

Running Backs: De'Rail Sims
 Wide Receivers: Drew Dudzik
 Director of Football Administration: Dale Steele
 Director of Strength & Conditioning: John Williams
 Assistant Director of Strength & Conditioning: Markus James
 Equipment Manager: Pete Johnson
 Associate Athletic Trainer: Scott Cook
 Assistant Athletic Trainer: Cal Hall