



JAMES MADISON FOOTBALL

2004 National Champions • Back-to-Back CAA Champions • 13th Playoff Appearance • 27th Winning Season

2016 SCHEDULE/RESULTS

Overall: 10-1 | CAA: 8-0
Home: 6-0 | Away: 4-1 | Streak: W8

DATE	OPPONENT	TIME
Sept. 3	MOREHEAD STATE	W, 80-7
Sept. 10	CENTRAL CONN. STATE	W, 56-21
Sept. 17	at North Carolina	L, 28-56
Sept. 24	at Maine *	W, 31-20
Oct. 1	DELAWARE *	W, 43-20
Oct. 8	WILLIAM & MARY *	W, 31-24
Oct. 15	at New Hampshire *	W, 42-39
Oct. 22	OFF	
Oct. 29	RHODE ISLAND *	W, 84-7
Nov. 5	at #6 Richmond *	W, 47-43
Nov. 12	at #9 Villanova *	W, 20-7
Nov. 19	ELON *	W, 63-14
Nov. 26	FIRST ROUND-BYE	
Dec. 3	#22 NEW HAMPSHIRE ^	2 p.m.

Home games in BOLD CAPS

Rankings are STATS poll

* CAA game

^ FCS playoffs

ESPN3

- Play-by-Play Bob Picozzi
- Color Commentary Matt Chatham
- Online: www.espn3.com
- Mobile: WatchESPN app

SPRINT BROADCAST NETWORK

- Play-by-Play Dave Thomas
- Color Commentary Curt Dudley
- Sideline Adam Coolbaugh
- In Harrisonburg: WSWA 550 AM/92.1 FM
- Online: WSVAOnline.com

LIVE STATS

- NCAA Game Center www.ncaa.com

TWITTER: #GODUKES

- Football Account @JMUFootball
- JMU Athletics Account @JMUSports
- Coach Houston @JMUCoachHouston

NEXT UP: FCS QUARTERFINALS

- Date Friday, Dec. 9 or Saturday, Dec. 10
- Time TBA
- TV ESPN/ESPN2/ESPN3
- Online WatchESPN / ESPN3.com

JMU ATHLETICS COMMUNICATIONS

- Football SID: Chris Brooks • @CBrooksSID
Office Phone: 540-568-3702
Email: brookscp@jmu.edu
- Secondary: Taylor Shirey
Office Phone: 540-568-6051
Email: shireytr@jmu.edu
- Tertiary: Andy Lohman
Office Phone: 540-568-6155
Email: lohmanar@jmu.edu

NO. 4 JAMES MADISON (10-1) vs. NEW HAMPSHIRE (8-4)

SATURDAY, DECEMBER 3, 2016 • 2 P.M. • HARRISONBURG, VA. • BRIDGEFORTH STADIUM

Location Harrisonburg, Va.
Site Bridgeforth Stadium
Capacity 24,877
Surface FieldTurf
TV N/A
Online ESPN3.com/WatchESPN
Radio JMU Sprint Broadcast Network
Series Series tied 8-8
Last Meeting Oct. 15, 2016
JMU 42, @ UNH 39



JAMES MADISON

Rankings (Committee / STATS / Coaches) #4 / #5 / #5
Head Coach Mike Houston (Mars Hill '94)
Career Record / at JMU 53-20 (6th) / 10-1 (1st)
Record vs. New Hampshire 1-0

NEW HAMPSHIRE

Rankings (Committee / STATS / Coaches) -- / #22 / #21
Head Coach Sean McDonnell (UNH '78)
Career Record / at UNH 141-82 (18th) / same
Record vs. JMU 5-6

DUKES AND WILDCATS CLASH IN FCS SECOND ROUND

- Game 12 of the 45th season of JMU football takes place Saturday, Dec. 3 when the fourth-seeded Dukes open postseason play against CAA foe New Hampshire in the second round of the NCAA FCS playoffs.
- Kickoff is set for 2 p.m. at Bridgeforth Stadium, with the winner advancing to the FCS quarterfinals on either Dec. 9 or 10 against the winner of the game featuring No. 5 Sam Houston State and Chattanooga.
- JMU completed the regular season undefeated in conference play for just the second time in school history, and it won double-digit games in the regular season for the third time ever.
- The outright CAA champions are coming off a bye, but last played on Nov. 19, taking down Elon 63-14.
- JMU's run through the 2016 FCS playoffs is presented by Excel Heating and Cooling.

THE SERIES

- Saturday marks the 17th meeting all-time and between JMU and New Hampshire and the second meeting this season, as JMU held off UNH 42-39 in Durham back on Oct. 15.
- The series is tied at 8-8 and separated by just nine points as UNH has outscored JMU 410-401 dating back to the first meeting in 1982.
- JMU is 4-3 at home in the series, but lost in the previous home outing to UNH, 28-14, on Oct. 16, 2010.
- Last time the two met, JMU built a 30-point lead and eventually fended off the Wildcats for a 42-39 win at UNH. It was JMU's first win in Durham since a 42-23 triumph on Oct. 14, 2006.
- Terrence Alls and Brandon Ravenel each caught two touchdown passes, as Bryan Schor threw for 264 yards and four scores while rushing for 70 and a touchdown.
- JMU led 42-12 with 10 minutes to play but UNH reeled off 27 straight before the Dukes recovered an onside kick with 1:15 left to preserve the team's first win at UNH in eight years.

SCHOR HEADLINES ALL-CAA SQUAD

- JMU won three major awards and produced 14 All-CAA honorees in a vote by the league's head coaches.
- Bryan Schor headlined the league, as he was voted CAA Offensive Player of the Year, while Rashard Davis was named CAA Special Teams Player of the Year and Mike Houston was tabbed CAA Coach of the Year.
- A program-record 10 players were named to the All-CAA First Team. Joining Schor (QB) and Davis (PR) were Khalid Abdullah (RB), Brandon Ravenel (WR), Jonathan Kloosterman (TE), Mitchell Kirsch (OL), Aaron Stinnie (OL), Andrew Ankrah (DL), Taylor Reynolds (CB) and Raven Greene (S).
- Making the All-CAA Second Team were Matt Frank (OL), Gage Steele (LB) and Gunnar Kane (P), while Terrence Alls (WR) rounded out the Dukes on the All-CAA Third Team.
- It is the first time since 2008 JMU won three major awards and third team ever in a single season.

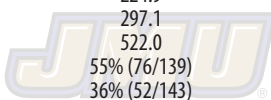
CHAMPS EARN FIRST-ROUND BYE FOR SECOND STRAIGHT YEAR

- JMU's advanced to the postseason for the third straight year and earned a national seed and first-round bye for the second consecutive season, which is a first for the program.
- The No. 4 Dukes will host a playoff game at home for the third year running and are seeking their first playoff win since 2011 and first at home since the 2008 campaign.
- JMU is the lone team in FCS to go 10-0 against the FCS, with its lone loss coming to ACC-foe North Carolina. The Dukes won two games against top-10 teams in the STATS FCS Top 25, and notched three wins on the road against playoff teams - a feat no other team accomplished.

TEAM COMPARISON

James Madison


47.7
23.5
+24.2
224.9
297.1
522.0
55% (76/139)
36% (52/143)
69% (9/13)
44% (8/18)
87% (60/69)
15/17/6



Scoring Offense
Scoring Defense
Scoring Margin
Passing Yards
Rushing Yards
Total Offense
3rd Down Offense
3rd Down Defense
4th Down Offense
4th Down Defense
Red Zone Scoring
Sacks/Interceptions/Fumble Recoveries

New Hampshire

29.1
21.8
+7.3
225.8
135.9
361.7
41% (78/188)
36% (67/184)
43% 12/28
43% 12/28
77% (36/47)
20/17/10



SCOUTING NEW HAMPSHIRE

- The Wildcats enter Saturday's second round game with an 8-4 record, including a 6-2 mark in CAA play, finishing tied for second in the league.
- UNH advanced in the playoffs with a dominant 64-21 victory against Lehigh last Saturday.
- Dalton Crossan rushed for 184 yards and two touchdowns, while Trevon Bryant ran for 113 and two scores.
- Adam Riese passed for 273 yards and three touchdowns, and the UNH defense came up with four turnovers in the win.
- UNH averages 29.1 points per game while allowing foes to score 21.8 per outing, which ranks third and fourth, respectively, in the CAA.
- The 'Cats have the league's third-ranked offense (388.4) and rushing defense (135.9).
- Crossan leads the rushing attack with nearly 1,200 yards this season, to go with eight touchdowns. Trevor Knight and Riese have combined to pass for over 2,400 yards and 20 touchdowns, as Neil O'Connor has been the lead target, reeling in 767 receiving yards and six scores.
- UNH's secondary is solid with Casey DeAndrade, Pop Lacey and Prince Smith, who have produced 10 of the team's 17 interceptions.
- Sean McDonnell is the long-time head coach for the Wildcats, holding a 141-82 overall record, now in his 18th season. He has led the Wildcats to a nation-leading 13 straight FCS playoff appearances, including the semifinals in 2013 and 2014.

JMU Against FCS Playoff Teams

	Record	Last Mtg.
Charleston Southern	1-0	2003
Lehigh	3-1	2015
New Hampshire	8-8	2016
North Dakota State	0-1	2011
Richmond	16-18	2016
Samford	0-1	1991
St. Francis (Pa.)	3-0	2014
Villanova	14-11	2016
Wofford	2-0	2008
Youngstown State	1-3	2006
Total	48-43	

JMU'S POSTSEASON HISTORY

- JMU is headed to the playoffs for the 13th time in the 45-year history of the program.
- The Dukes are 9-11 all-time in the playoffs, highlighted by their 2004 national championship, in which they won three true road games to advance to Chattanooga, where they beat Montana 31-21 on Dec. 17, 2004.
- JMU's matchup with New Hampshire marks the third time JMU is pitted against a conference foe and is also a regular-season rematch.
- Previously, JMU defeated William & Mary 48-34 on the road in the 2004 semifinals and Villanova 31-27 at home in the 2008 quarterfinals.
- A win this weekend would vault the Dukes into the FCS quarterfinals for the third team in school history (2004, 2008).

DUKES VERSUS PLAYOFF SQUADS

- JMU earned a top-4 seed by virtue of going undefeated in CAA play for just the second time in program history.
- The Dukes beat the CAA's other three playoff teams - Villanova, New Hampshire and Richmond - all on the road!
- In JMU's history, it has previous playing experience with 10 of the other 23 playoff teams, but has only faced six of them in the playoffs. JMU has wins over Lehigh (2004), Wofford (2008) and Villanova (2008) and losses to Samford (1991), Youngstown State (2006) and North Dakota State (2011).
- This Saturday will be JMU's third playoff game to be played on December 3, with previous meetings at Marshall (L, 21-35) in 1994 and at North Dakota State (L, 14-26) in 2011.

HOUSTON UP FOR NATIONAL AWARD

- Mike Houston was named a finalist for the STATS FCS Eddie Robinson Award, which is presented to the national coach of the year in the FCS.
- It is Houston's second straight year on the list, as he was recognized while leading The Citadel last season.
- He guided JMU to a 10-1 record and perfect 8-0 mark in the CAA. He was voted CAA Coach of the Year following the regular season.
- Houston led JMU to an outright CAA championship this year for only the second time in program history. It was JMU's fifth-ever CAA title and sixth total in the 45-year history of the program.
- The Dukes have had their coach win the award on two occasions, both by Mickey Matthews (1999, 2008).

THE CHAMPS ARE HERE!!!

- JMU secured its second consecutive CAA championship with a win on Nov. 12 at Villanova, marking the fifth time JMU has won the CAA and the sixth time the program has won a conference crown.
- It was the second outright championship, with the previous coming in 2008, and the first time ever the Dukes won the league back-to-back.
- The following weekend, on Nov. 19, JMU rolled to victory against Elon to complete the perfect conference season, going 8-0 for only the second time in program history and the eighth time in CAA history.
- It was just the fourth time since 1985 that a CAA team finished atop the league standings in consecutive season and the first since Massachusetts in 2006 and 2007.
- JMU has won 10 games in a season four times, with 2016 being the second time it accomplished double-digit victories in the regular season.
- Mike Houston became the second head coach in JMU history to capture a CAA title in his first season, joining Mickey Matthews (1999).

JMU QUICK FACTS

GENERAL

Location Harrisonburg, Va.
Founded 1908
Enrollment 21,227
Affiliation NCAA Division I FCS
Conference Colonial Athletic Association
Nickname / Mascot Dukes / Duke Dog
Colors Purple and Gold
Stadium (Capacity) Bridgeforth Stadium (24,877)
President Jonathan Alger
Director of Athletics Jeff Bourne

HISTORY

First Season as a Program 1972
First Year of NCAA Varsity 1974
First Year of NCAA Division I 1979
All-Time Record 290-210-4 (.579) / 504 games
Division I Record 251-186-2 (.574) / 439 games
Conference Titles / Last Six / 2016
NCAA Playoff Appearances / Last 13th / 2015
Last Postseason Opponent Colgate (12/5/15)
Round 2015 NCAA FCS Second Round
Result Colgate 44, JMU 38

2016 TEAM INFO

Overall Record (CAA Record) 10-1 (8-0)
Home Record 6-0
Away Record 4-1
Passing Leader Bryan Schor (2,026)
Rushing Leader Khalid Abdullah (1,300)
Receiving Leader Brandon Ravenel (514)
Tackles Leader Brandon Hereford (83)
Sacks Leader Simeyon Robinson (4.0)
Interceptions Leader Raven Greene (5)
Fumble Recoveries Charles Tutt (2)

COACHING STAFF

Head Coach Mike Houston
Record at JMU / Years 10-1 / First
Career Record / Years 53-20 / Sixth
Football Office Phone 540-568-6517
Off. Coordinator (Quarterbacks) Donnie Kirkpatrick
Def. Coordinator (Safeties) Bob Trott
Tight Ends Bryan Stinespring
Outside Linebackers/ Special Teams John Bowers
Inside Linebackers Byron Thweatt
Offensive Line Jamal Powell
Defensive Line Jeff Hanson
Cornerbacks Tripp Weaver
Running Backs De'Rail Sims
Wide Receivers Drew Dudzik
Director of Football Admin. Dale Steele
Strength & Conditioning John Williams
Strength & Conditioning Markus James

CAA STANDINGS

	CAA	Overall
#5 James Madison	8-0 .1000	10-1 .909
#9 Villanova	6-2 .750	9-3 .750
#22 New Hampshire	6-2 .750	8-4 .667
#12 Richmond	5-3 .625	9-3 .750
Maine	5-3 .625	6-5 .545
Albany	4-4 .500	7-4 .636
Stony Brook	4-4 .500	5-6 .455
William & Mary	3-5 .375	5-6 .455
Towson	3-5 .375	4-7 .364
Delaware	2-6 .250	4-7 .364
Elon	1-7 .125	2-9 .182
Rhode Island	1-7 .125	2-9 .182

MON 28	TUE 29	WED 30	THU 1	FRI 2	SAT 3	SUN 4
10:30 a.m. - CAA Tele-conference with Mike Houston	12:00 p.m. - Coach Houston at JMU Fan & Press Luncheon (O'Neill's Grill on University Blvd.) 4:00 p.m. - PRACTICE 5:45 p.m. - Media availability for Coach Houston, coordinators and players	NO AVAILABILITY	NO AVAILABILITY	NO AVAILABILITY	2 p.m. - Game #12 vs. New Hampshire Postgame - Coach Houston and selected players available for interviews. Locker room open.	NO AVAILABILITY
Members of the media will be e-mailed a weekly schedule for the JMU football team each week during the 2016 season. Special requests outside the availability should be directed to Chris Brooks well in advance of the specific request.						

JMU TWO-DEEP vs. NEW HAMPSHIRE

OFFENSE (Spread)

QB	17	Bryan Schor	Jr.	6-2	215
	12	Cole Johnson	Fr.	6-5	195
	18	Hunter Etheridge	R-So.	6-3	220
	2	Connor Mitch	R-Jr.	6-3	220
RB	32	Khalid Abdullah	Sr.	5-10	220
	25	Cardon Johnson	R-Jr.	5-9	210
	1	Trai Sharp	So.	5-9	200
WR	11	Brandon Ravenel	Sr.	6-0	185
	13	Ishmael Hyman	R-Jr.	6-0	190
WR	3	Domo Taylor -or-	Sr.	6-3	210
	7	Terrence Alls	R-Jr.	6-1	195
WR	6	Rashard Davis	Sr.	5-9	175
	8	John Miller	Jr.	5-10	180
TE	88	Jonathan Kloosterman	Jr.	6-3	245
	15	Daniel Schiele	Sr.	6-5	245
	55	Nick Edwards	R-Jr.	6-4	290
LT	70	Aaron Stinnie	R-Jr.	6-5	290
	71	Richard Xu	R-So.	6-5	290
LG	61	A.J. Bolden	R-Jr.	6-3	305
	58	Gerren Butler	R-Fr.	6-3	285
C	62	Kyle Rigney	R-Sr.	6-3	285
	73	Mac Patrick	Fr.	6-2	290
RG	64	Matt Frank	R-Sr.	6-3	300
	55	Nick Edwards	R-Jr.	6-4	290
RT	76	Mitchell Kirsch	R-Sr.	6-6	300
	68	Tyree Chavious	R-Fr.	6-4	300

SPECIAL TEAMS

PK	45	Tyler Gray	So.	5-11	165
	99	Gunnar Kane	R-Sr.	6-1	220
P	99	Gunnar Kane	R-Sr.	6-1	220
	15	Daniel Schiele	Sr.	6-5	245s
KOS	45	Tyler Gray	So.	5-11	165
	99	Gunnar Kane	R-Sr.	6-1	220
LS	41	Brett Siegel	R-Jr.	6-2	230
	56	Matt Wolcott	R-So.	5-11	220
H	15	Daniel Schiele	Sr.	6-5	245
	17	Bryan Schor	Jr.	6-2	215
KR	39	Robbie Walker	Jr.	5-9	175
	8	John Miller	Jr.	5-10	180
PR	6	Rashard Davis	Sr.	5-9	175
	8	John Miller	Jr.	5-10	180
	37	Jimmy Moreland	R-So.	5-11	170

DEFENSE (4-2-5 and 3-4)

DL	47	Darrious Carter	-or-	R-So.	6-5	240
	84	Brandon Brown		R-Jr.	6-3	250
DL	91	Martez Stone		R-Sr.	6-1	270
	74	Simeyon Robinson		R-Jr.	6-1	280
DL	94	Cornell Urquhart		Jr.	6-4	270
	65	Dorrius Rodgers		Fr.	6-1	280
	31	Kirk Robinette		R-Fr.	6-4	240
KAT	93	Andrew Ankrah		R-Jr.	6-4	240
	46	David Ezeagwu		Jr.	6-2	235
LB	2	Dimitri Holloway		So.	6-1	220
	49	Brandon Hereford		Jr.	6-0	230
LB	33	Gage Steele		R-Sr.	6-1	230
	27	Pat Kagel		R-So.	6-2	215
LB	24	Justin Wellons -or-		R-Sr.	6-1	225
	9	Kyre Hawkins		R-Jr.	6-0	210
CB	22	Rashad Robinson		So.	5-11	170
	26	Curtis Oliver		So.	5-11	185
CB	14	Taylor Reynolds		R-Sr.	6-0	195
	37	Jimmy Moreland		R-So.	5-11	170
	23	Charles Tutt		So.	5-10	170
SS	44	Jordan Brown		R-Jr.	6-2	190
	35	Marcell Johnson		Jr.	6-2	195
	28	Grant Westbrook		So.	5-9	175
FS	5	Raven Greene		Sr.	6-0	200
	30	Adam Smith		Fr.	6-1	180

PRO-NUN-SEE-AY-SHUN GUIDE

1	Trai Sharp	TRAY
3	Domo Taylor	DAH-moe
6	Rashard Davis	RUH-shard
9	Kyre Hawkins	Ky-REE
11	Brandon Ravenel	RAV-uh-nell
13	Ishmael Hyman	HIE-men
15	Daniel Schiele	SHE-lee
16	Neeshant Parikh	NEE-shont Puh-REEK
17	Bryan Schor	SHORE
22	Rashad Robinson	RUH-shod
25	Cardon Johnson	CAR-dunn
27	Pat Kagel	KAY-gull
32	Khalid Abdullah	Kuh-LID Ab-DOOL-uh
34	Justin Bethea	Buh-THAY-uh
41	Brett Siegel	SEE-gull
42	Pat Frio	FREE-yo
43	Bryce Maginley	MUH-gin-LEE
46	David Ezeagwu	EH-zog-WOO
47	Darrious Carter	DARE-ee-us
49	Brandon Hereford	HURR-ferd
52	Nick Michalski	Mih-CHOL-skee
54	Kelvin Azanama	AH-zuh-NAH-muh
58	Gerren Butler	JERR-en
59	Daniel Caracciolo	CARE-uh-COAL-oh
60	Jahee Jackson	JAH-hee
67	Zaire Bethea	ZIE-eer
68	Tyree Chavious	CHAVE-us
71	Richard Xu	Shoo
74	Simeyon Robinson	Sim-EE-yon
76	Mitchell Kirsch	KURSH
82	Zach Polglase	POLE-glaze
88	Jonathan Kloosterman	KLOO-stir-men
90	Rondre Knowles-Tener	Ron-DRAE NOLES TEN-urr
93	Andrew Ankrah	ANK-ruh
94	Cornell Urquhart	URK-hart
95	Adeeb Atartiwa	Uh-DEEB Uh-TAH-wuh
97	John Daka	DACK-uh
99	Gunnar Kane	GUNNER

JMU CAREER RECORD WATCH

KHALID ABDULLAH

Rushing Touchdowns	36 (1st)	All-Time Leader
TD (Rush + Receive)	39 (2nd)	4 off t-1st, 5 off 1st
Rush Attempts	580 (3rd)	63 off 2nd, 158 off 1st
Scoring (Rush + Rec)	234 (2nd)	24 off t-1st
Rushing Yards	3,169 (4th)	164 off 3rd
All-Purpose Yards	3,505 (6th)	58 off 5th

BRANDON RAVENEL

Receiving Yards	2,044 (4th)	764 off 3rd
Receptions	149 (5th)	3 off 4th, 7 off 3rd, 10 off 2nd
Receiving Touchdowns	13 (t-8th)	1 off t-5th, 2 off 5th, 3 off t-4th

BRYAN SCHOR

Passing Touchdowns	25 (t-8th)	1 off t-7th, 2 off 7th
--------------------	------------	------------------------

TAYLOR REYNOLDS

Interception Yards	201 (t-2nd)	29 off 1st
Interceptions	11 (t-4th)	1 off t-3rd, 2 off t-1st

RAVEN GREENE

Interception Yards	155 (t-5th)	1 off 5th, 3 off 4th
Interceptions	8	1 off t-9th, 2 off t-7th

ANDREW ANKRAH

Sacks	16.5	0.5 off t-10th, 1.0 off 10th
-------	------	------------------------------

CONFERENCE REMATCHES IN ROUND 2

- JMU and New Hampshire will face off for the second time this season, but the two are not the only ones in regular-season rematches.
- It is one of two second-round matchups that pits conference foes against one another for game two.
- Mike Houston's former team, The Citadel, will take its No. 6 seed into a game against Wofford.
- JMU is one of four CAA teams in the final 16, and the JMU-UNH winner could eventually meet Villanova in the in the national semis, while Richmond sits on the other side of the bracket.
- JMU is 2-0 against CAA schools in the playoffs, avenging a loss to William & Mary with a 48-34 triumph in Williamsburg in the 2004 semifinals. The Dukes also knocked off Villanova for a second time in the 2008 quarterfinals.

HOW CHAMPION DUKES FARE IN PLAYOFFS

- JMU has won five Colonial Athletic Association championships, and in the previous four postseason ventures in title years, JMU has compiled a 6-3 record.
- In 2004, JMU won the national championship after winning three true road games and a neutral-site game against a national power. After notching 14-13 wins at both Lehigh and Furman, JMU beat William & Mary 48-34.
- On Dec. 17, 2004, the Dukes captured their only national title with a 31-21 win over Montana in Chattanooga, Tenn.
- Four years later, JMU entered the 2008 playoffs as the top seed, taking wins from Wofford (38-35) and Villanova (31-27) before falling to Montana (35-27) in the semifinals.
- The Dukes exited in the first round of the playoffs in both 1999 (L, 27-7 at Troy State) and 2015 (L, 38-44 vs. Colgate).

TWO DUKES IN TOP-12 OF PAYTON VOTE

- JMU's Khalid Abdullah and Bryan Schor were named top-25 finalists for the STATS FCS Walter Payton Award, given to the nation's top offensive player.
- The All-CAA First Team honorees were both in the top 12 of voting for the prestigious award, with Abdullah finishing eighth and Schor 12th.
- Voters picked five of 25 players in order, with Abdullah picking up four second-place votes and Schor accruing one first-place and one second-place vote.
- Former quarterback Vad Lee was a finalist in 2014, finishing fourth, and Rodney Landers was runner-up in 2008.
- Other finalists from JMU include Justin Rascati (2006) and Curtis Keaton (1999).

NCAA GRANTS RAVEN A FIFTH YEAR

- Mike Houston announced prior to the regular-season finale that Raven Greene has been granted a medical waiver for a fifth season of eligibility for the 2017 season.

- A First Team All-CAA safety this year, he is second in the CAA in interceptions (5) and passes defended (11), while tallying 53 tackles with a fumble recovery.
- His sophomore season was cut short in 2014 after suffering a season-ending injury at Albany, just four games in.
- In his return last year, he was a Second Team All-CAA member, registering 88 tackles, two fumble recoveries and two interceptions, including his first career pick-six at William & Mary.

JOHNSON GARNERS ROOKIE NOD

- Cole Johnson was nearly perfect in his first career start, earning CAA Rookie of the Week accolades to round out the regular season.
- He was 12-of-13 for 274 yards and two touchdowns to lead JMU to a 63-14 win against Elon back on Nov. 19.
- Johnson's first touchdown pass came by way of a 70-yard catch by Domo Taylor. He also completed passes for 37, 28 and 27 yards, averaging 21.1 yards per pass attempt.

JMU OFFENSE GOES OFF VERSUS ELON

- The Dukes gained nearly 700 yards of offense and scored on its first four and last five possessions for a 63-14 win against Elon.
- Cole Johnson was 12-of-13 for 274 yards and two touchdowns -- both to Domo Taylor.
- Taylor finished with four catches for 114 yards and two scores. Tight ends Jonathan Kloosterman and Nick Carlton combined for over 100 yards receiving.
- Khalid Abdullah led JMU's rushing attack with 125 yards and a touchdown. Taylor Woods and Trai Sharp both had 80 yards and a touchdown, while Woods had a touchdown pass to Sharp in the wildcat formation.

DAY OF FIRSTS AGAINST THE PHOENIX

- In addition to Cole Johnson's first career start and touchdowns, numerous other Dukes had career firsts.
- Domo Taylor went over 100 yards for the first time in his career. Hunter Etheridge connected with Robbie Walker for the pair's first-ever touchdown.
- Nick Carlton caught his first two career passes, while Taylor Woods had his first pass attempt, completion and touchdown pass while running the wildcat.

SOLID SENIOR SEND OFF

- JMU honored its group of 13 seniors prior to kickoff on Nov. 19, and the seven-touchdown win on Senior Day was a great way to close their final regular-season game at Bridgeforth.
- The senior class has accumulated a 34-14 record over the past four seasons.
- They led JMU to back-to-back CAA championships and three straight playoff appearances, both for the first time in school history.

INSIDE THE POLLS

STATS FCS Top-25

Postseason - Nov. 20, 2016

STATS

No.	Team	Record	Points
1	Sam Houston State (111)	11-0	3676
2	Jacksonville State (15)	10-1	3531
3	Eastern Washington (14)	10-1	3468
4	North Dakota State (10)	10-1	3415
5	James Madison (1)	10-1	3185
6	The Citadel	10-1	2990
7	South Dakota State	8-3	2739
8	North Dakota	9-2	2598
9	Villanova	8-3	2270
10	Charleston Southern	7-3	2124
11	Chattanooga	8-3	2093
12	Richmond	8-3	2033
13	Youngstown State	8-3	1938
14	Central Arkansas	9-2	1805
15	Coastal Carolina	9-2	1602
16	Grambling State	8-1	1434
17	North Carolina A&T	9-2	1328
18	Lehigh	9-2	1252
19	Wofford	8-3	1186
20	North Carolina Central	9-2	1147
21	Cal Poly	7-4	778
22	New Hampshire	7-4	574
23	Samford	7-4	497
24	San Diego	9-1	300
25	Weber State	7-4	280

Receiving Votes: Illinois State (117), Albany (114), Princeton (106), Montana (94), UT Martin (82), Penn (59), Western Illinois (48), Fordham (36), Saint Francis (30), Southeastern Louisiana (27), Northern Iowa (23), Maine (20), Southern Utah (17), Southern University (17), Duquesne (9), Northern Arizona (5), Tennessee State (5), McNeese State (5), Kennesaw State (4), Nicholls (3), Liberty (3), Northern Colorado (3), Harvard (2), Stony Brook (2), Dayton (1).

FCS Coaches' Poll

Postseason - Nov. 21, 2016



No.	Team	Record	Points
1	Sam Houston State (22)	11-0	639
2	Jacksonville State (2)	10-1	616
3	North Dakota State (1)	10-1	581
4	Eastern Washington (1)	10-1	575
5	James Madison	10-1	531
6	The Citadel	11-0	501
7	South Dakota State	8-3	483
8	North Dakota	9-2	474
9	Chattanooga	8-3	403
10	Charleston Southern	7-3	373
11	Villanova	8-3	361
t-12	Youngstown State	8-3	353
t-12	Richmond	8-3	353
14	Grambling State	9-1	297
15	Lehigh	9-2	271
16	Central Arkansas	9-2	246
17	North Carolina A&T	9-2	232
18	North Carolina Central	9-2	227
19	Wofford	8-3	210
20	Cal Poly	7-4	157
21	New Hampshire	7-4	91
22	Montana	6-5	81
23	Weber State	7-4	77
24	Samford	7-4	63
25	San Diego	9-1	58

Receiving Votes: Illinois State (53), Kennesaw State (26), Princeton (22), Penn (14), Saint Francis (Pa.) (14), Southern (10), Western Illinois (9), Albany (9), Southern Utah (9), Southeastern Louisiana (7), Fordham (7), UT-Martin (5), Northern Colorado (4), Tennessee State (4), Northern Iowa (2), William & Mary (2).

DUKES CAPTURE CROWN AT 'NOVA

- JMU locked up its fifth Colonial Athletic Association championship with a 20-7 win at then-No. 9 Villanova on Nov. 12. It was JMU's first time winning the conference in back-to-back seasons and just the second outright title, with the previous coming in 2008.
- The Dukes limited Villanova to 239 yards while producing four interceptions, three turnover-on-downs and a blocked field goal. VU was also 0-for-3 in the red zone.
- Leading 13-7 with under four minutes to play, Martez Stone intercepted a tipped pass at the line of scrimmage to set up Khalid Abdullah's game-clinching score with 2:36 to go. Another pick by Taylor Reynolds two plays later sealed the win.
- Abdullah rushed for 101 and two touchdowns, as he became the fourth player in school history to run for more than 3,000 yards. He also extended his school rushing-touchdown record to 35 scores.
- Cornell Urquhart, the CAA Defensive Player of the Week, finished with five tackles, a blocked field goal and tipped a Villanova pass which resulted in Stone's late-game interception.

ABDULLAH OVER 3,000 YARDS

- Khalid Abdullah's 30-yard run in the fourth quarter at Villanova put him in elite company in JMU football's 45-year history.
- He became the fourth JMU player to reach 3,000 career rushing yards, as he now stands at 3,169 rushing yards after the regular-season finale.
- Abdullah finished the game with 101 yards and two touchdowns against Villanova and added 125 and a score versus Elon, as he now has eight 100-yard games this year.
- He has six games with two or more rushing touchdowns and eight with at least two total touchdowns in 2016.
- Up next on the career chart is Dae'Quan Scott (2009-13), who leads Abdullah by 163 yards, as he ran for 3,332 yards as a JMU running back.

URQUHART EARNS DEFENSIVE POTW

- JMU's best defensive effort all year, coupled with a pair of pivotal plays, earned Cornell Urquhart CAA Defensive Player of the Week.
- Urquhart made five tackles, but more importantly, blocked a short field goal in the third to keep the game tied at 7-7 and tipped a Zach Bednarczyk pass late in the fourth, in which Martez Stone intercepted.
- JMU's defense had four interceptions, forced three turnover-on-downs (two inside the 25) and blocked the field goal. The Dukes kept 'Nova scoreless in the red zone, as it was 0-for-3.

DEFENSE POWERS DUKES AT 'NOVA

- The Dukes have used their high-powered offense to set the tone for games all season, but in Saturday's title-clinching win at Villanova, it was the defense that stood tall.
- The Wildcats boast one of the best defenses in the country and were able to limit JMU to under 300 yards of offense for the first time this year.
- JMU raised the bar on the defensive side, holding VU to 239 yards, had four interceptions and three turnover-on-downs (two inside the JMU 25) and blocked a second-half field goal to keep the game tied.
- Two of JMU's four interceptions resulted in 10 points, including Martez Stone's pick with under four minutes left. That set up Khalid Abdullah's touchdown with 2:36 left.
- The Dukes now lead the CAA and rank third nationally with 17 interceptions and fourth in turnover margin (1.40).

ABDULLAH BREAKS CAREER RECORD

- Khalid Abdullah stands alone atop JMU's career rushing touchdowns list, as his two scores on Nov. 5 at Richmond moved him into first with 33 career rushing scores.
- He surpassed Dae'Quan Scott (2010-13) and Eriq Williams (1989-92), as the duo each had 32.
- He extended his record to 36 after scoring twice at Villanova on Nov. 12 and one time versus Elon on Nov. 19.
- He is also second in total touchdowns (39) and scoring (234), third in rush attempts (580), fourth in rushing yards (3,169) and sixth in all-purpose yards (3,505).

SCHOR LEADING IN MULTIPLE WAYS

- This season, Bryan Schor has proved to be one of the nation's best, in terms of pass production.
- Through 10 games, the CAA Player of the Year has passed for 2,026 yards and 18 touchdowns while rushing for 545 yards and nine scores.
- He leads the country in completion percentage (73.2%) and is second in pass efficiency (178.2) and yards per pass attempt (9.51).
- Schor is 12th in point responsibility per game (16.2) and 27th in total offense per game (257.1).
- In 14 career starts, he already ranks tied for eighth at JMU in career passing touchdowns (25), and his 18 touchdown tosses in 2016 is seventh on the program's single-season list.

GREENE GUIDING DEFENSE

- JMU's defense has seen gradual improvements from last year to now and Raven Greene has been one of the keys to JMU's success.
- He ranks second in the CAA with five interceptions and 11 passes defended.
- The Dukes lead the league with 17 interceptions and are second turnover margin (1.27), which ranks sixth and eighth nationally, respectively.
- JMU has three defensive touchdowns, which is 12th-best in the FCS and has gained 23 turnovers, good for 20th.

.500 OR BETTER 14 STRAIGHT YEARS

- JMU's success from year to year has come to be expected, as the Dukes guaranteed a record of .500 or better for a league-best 14th consecutive season.
- JMU also guaranteed a 12th winning season during the timeframe after earning win No. 7 against Rhode Island.
- The Dukes have now had a winning record in 27 of 45 seasons and are attempting to have their third straight year with nine wins - a feat that has never been accomplished in team history.

RANKINGS: #5 IN MEDIA, #5 IN COACHES

- James Madison completed the CAA slate undefeated and moved up to No. 5 in both the STATS FCS Top 25 and FCS Coaches Poll.
- JMU is one of four CAA teams -- all in the playoffs -- to be ranked in the final polls of the regular season. It is joined by Villanova (#9/11), Richmond (#12/12) and New Hampshire (#22/21). Albany, Maine, Stony Brook and William & Mary received votes in at least a poll.
- JMU is also ranked fifth in the Athlon Sports Power Poll and the HERO Sports Media Top 25.

ROAD WARRIORS

- JMU's road schedule has been arguably one of the toughest in America this season, facing North Carolina, Maine, New Hampshire, #6 Richmond and #9 Villanova away from home.
- The Dukes wrapped up the road slate with a 4-1 record, including a perfect 4-0 mark during CAA play. Despite the loss to UNC, JMU scored 21 in the first quarter and held a lead until the second quarter.

THE JMU-UNH SERIES

Overall: Series tied 8-8

Current Streak: JMU 1-0

JMU Home Games: JMU leads 4-3

Last: Oct. 14, 2006 (UNH 28, JMU 14)

JMU Away Games: UNH leads 4-3

Last: Oct. 15, 2016 (JMU 42, UNH 39)

First Meeting: Sept. 4, 1982 (UNH 28, @JMU 6)

Most JMU Points: 45 on Oct. 16, 1993

On Road: 42 (2x), last on Oct. 15, 2016

Most UNH Points: 39 (2x), last on Oct. 15, 2016

JMU Margin of Victory: 24 (45-21 - 10/16/93)

UNH Margin of Victory: 22 (6-28 - 9/4/82)

Date	Game	W/L	Score
9/4/82	UNH	L	6-28
10/16/93	UNH	W	45-21
9/17/94	at UNH	L	24-27
10/14/95	at UNH	W	23-19
9/28/96	UNH	L	22-39
9/18/99	at UNH	W	35-28
9/30/00	UNH	W	24-13
9/8/01	at UNH	L	19-26
9/7/02	UNH	W	20-14
11/8/03	at UNH	L	17-20
10/14/06	at UNH	W	42-23
9/8/07	UNH	W	41-24
10/16/10	UNH	L	14-28
11/5/11	at UNH	L	10-28
11/9/13	at UNH	L	17-33
10/15/16	at UNH	W	42-39

Total Series Points: JMU 401, UNH 410

- In JMU's four conference road games, the opponents have combined for a 27-13 overall record and 20-4 conference mark. All four squads are tied for second in the league, at 5-2.
- The Dukes averaged 35.0 points per game in CAA road games.

BEST START BY A 1ST-YEAR JMU COACH

- Mike Houston has led JMU to an 10-1 start and 8-0 mark in conference play, which turns out to be the best start by a JMU coach in his first year at the helm.
- No other coach has won more than seven of his first eight games, as Mickey Matthews (1999) and Rip Scherer (1991) each began their first seasons with a 7-2 record.
- Right behind them were Everett Withers (2014) and Alex Wood (1995), who started 6-3.
- Houston is the fifth straight head coach to lead the Dukes to the FCS postseason in their first year leading the team.
- He's also the second JMU coach to win a CAA title in his first season, as Matthews won in 1999.

OFFENSIVE FIRE POWER

- JMU's offense has been a force for nearly three years now in the FCS landscape and rank in the top 10 in 11 different offensive categories.
- The Dukes lead the nation in completion percentage (70.9%), third-down conversions (54.7%), turnovers lost (9) and punt return average (29.71). They are also second in scoring (47.7) and pass efficiency (173.72), third in total offense (522.0) and fourth in rushing (297.1) and first downs (290).

DEFENSE STEPS IT UP

- JMU's defense under Bob Trott has seen considerable improvements this season, as it leads the CAA and ranks sixth nationally in interceptions (17). It is second in the league and eighth in FCS in turnover margin (1.27).
- They are also 14th nationally in defensive touchdowns (3) and 20th in takeaways (23).

INDIVIDUAL FCS LEADERS

- Aside from the team categories, numerous players rank highly in FCS statistics.
- Bryan Schor leads the FCS in completion percentage (73.2%) and is second in pass efficiency (178.2) and yards per pass att. (9.51).
- He is also ninth in point responsibility (162), 22nd in rushing touchdowns (9), 23rd in passing scores (18) and 29th in total offense (257.1).
- Khalid Abdullah is second nationally in scoring per game (10.8) and total touchdowns (18).
- He is third in rushing scores (16), sixth in rushing yards (1,175) and 18th in yards per carry (6.32).
- Cardon Johnson is 22nd in yards per carry (6.18).
- Defensively, Raven Greene is ninth in interceptions per game (0.5) and Charles Tutt is 17th in fumble recoveries (2).
- In the return game, Rashard Davis is first in punt returns for touchdowns (2) and John Miller is fifth (1).

SCHOR QUICKLY MOVING UP TOP 10

- Bryan Schor has adjusted quite well to the starting duties this season, and is one of the nation's most accurate passers.
- In 2016, Schor ranks in the top 8 on four of JMU's single-season top-10 lists.
- He is seventh in total offense (2,571), passing touchdowns (18) and completions (156), and is eighth in passing yards (2,026).

RAVENEL CONTINUES TO MOVE ON UP

- Brandon Ravenel has turned in big performances consistently during CAA play, which included his first career two-touchdown game at New Hampshire.
- He's slowly but surely snuck up the career top-10 rankings for wide receivers, as he's fourth in receiving yards (2,035), fifth in receptions (148) and tied for eighth in receiving scores (13).
- At Villanova, he became the fifth JMU player to go over 2,000 career receiving yards. Four receptions separate him from fourth place.

SCHOR MOVES INTO A CAREER TOP 10

- He's started just 14 games in his career, but Bryan Schor has already reached a career top-10 list at JMU.
- Schor ranks tied for eighth with 25 career passing touchdowns.
- Schor has thrown 18 touchdown passes this season, which also ranks in the top 10 on the single-season list.

SCHOR NETS FOURTH CAA POTW

- Bryan Schor repeated as CAA Offensive Player of the Week on Nov. 7, as he won for a league-best fourth time.
- Schor was 22-of-28 for 285 yards and three touchdowns, and he rushed for 91 and a score for a career-best 276 yards of total offense in JMU's win at Richmond.
- He threw the go-ahead touchdown pass to Jonathan Kloosterman with 1:36 to play to cap his third straight game with at least four total touchdowns.
- Over the past two weeks, Schor has thrown five of his touchdown passes to tight ends.

KLOO'S TD CATCH LEADS DUKES AT UR

- Jonathan Kloosterman caught an acrobatic nine-yard touchdown pass with 1:36 to play and James Madison added a Khalid Abdullah touchdown run with a minute remaining to earn a 47-43 win at Richmond on Nov. 5, snapping UR's 11-game home win streak.
- Kloosterman reeled in a career-best two touchdown catches, while Abdullah ran for two scores to set JMU's career rushing touchdown record, at 33.
- Bryan Schor was 22-of-28 for 285 yards and three touchdowns and rushed for 91 yards

and a score for a career-high 376 yards of total offense. Four wide receivers caught at least five passes, led by Terrence Alls' career-high six receptions for 98 yards. Kloosterman accrued career highs of five catches for 53 yards, while Rashard Davis and Brandon Ravenel each had five receptions.

- After Richmond took a 37-33 lead with 6:43 left, JMU drove 71 yards on 12 plays over 5:07 to set up Kloosterman's go-ahead catch. After forcing the Spiders into a turnover on downs, Abdullah put the game away with his record-setting rushing touchdown. He also surpassed 1,000 rushing yards for the first time in his career.
- It was the second straight year the teams combined for over 1,000 yards of total offense.

KHALID GOES OVER 1,000 FOR YEAR

- Khalid Abdullah's sensational senior year had another plateau reached at Richmond, in addition to his rushing touchdowns record.
- Abdullah surpassed 1,000 rushing yards in a single season for the first time in his career and he ranks seventh with 1,175 yards. At Villanova he became the ninth player to reach 1,100.
- His 16 rushing touchdowns in 2016 is also tied for second and just four off Curtis Keaton's 1999 record of 20.

WELCOME BACK KLOO

- Jonathan Kloosterman missed back-to-back games but returned for JMU's top-10 matchup at Richmond. Well, he had himself a career day.
- Kloosterman made five receptions for 53 yards and a pair of touchdowns, all career highs.
- His second touchdown couldn't have been bigger, as his acrobatic nine-yard reception gave JMU a 40-37 lead with only 1:36 remaining.
- He had three of five catches in the fourth quarter to help JMU to the road win.

FIELD POSITION KEYED BY SPECIALISTS

- JMU dominated the field position game at Richmond, thanks to both kickoff squads.
- JMU's averaging starting field position was its own 45 yard line. Robbie Walker averaged 28 yards per return, including a long of 37.
- Jimmy Moreland took a pooch kick 38 yards into Richmond territory, setting up the tying touchdowns prior to halftime.
- On kick coverage, Richmond averaged drive starts at its 19, with no kickoff return going for more than 21 yards.

SCHOR TARGERS FOUR AT RICHMOND

- Bryan Schor was pretty efficient in Nov. 5's win at Richmond, throwing for 285 yards. He utilized four players as primary targets - all of whom had at least five receptions.
- Terrence Alls and Jonathan Kloosterman both turned in career performances, as Alls had six receptions for 98 yards and Kloosterman accrued five catches for 53 yards and two scores.
- Rashard Davis had five grabs for 32 yards and a touchdown, while Brandon Ravenel added five catches for 89 yards.

RECORD WIN ON HOMECOMING

- James Madison notched an unprecedented victory for Homecoming on Oct. 29, downing Rhode Island 84-7. The 84 points were a program record, besting the season-opening 80 against Morehead State on Sept., and was also a CAA record for most points by a single team in a conference game.
- The 77-point win margin was a JMU record and tied a conference-game record.
- The Dukes limited URI to only 109 yards of offense, including 12 passing yards, as the defense had more catches than the Rams with five interceptions (two touchdowns) to their four completions.

- Bryan Schor was 21-for-22 for 309 yards and five touchdowns. His completion percentage (95.5%) set a school record and his five passing scores tied the program's single-game record.
- Daniel Schiele reeled in three touchdown catches on three receptions, setting a JMU record for most touchdowns in a game by a tight end. It also tied the record for most receiving scores in a game.

SCHOR REELS IN THIRD POTW AWARD

- For the second straight season, JMU's starting quarterback earned three CAA Offensive Player of the Week awards.
- Bryan Schor was named the league's top player on Oct. 31 following his career performance against Rhode Island.
- In just 2.5 quarters, Schor was 21-of-22 for 309 yards and five touchdowns - both career highs.
- His completion percentage (95.5%) set a new JMU record, while his five touchdown tosses tied the school record.
- Three of his five touchdown passes were to tight end Daniel Schiele, and he had a 58-yard touchdown throw to Rashard Davis.
- Schor has thrown for 573 yards and nine touchdowns in the last two games.

DUKES MOVIN' ON FIRST POSSESSIONS

- JMU has been solid in the first quarter all year long, reeling off touchdowns on its opening possession in the first four games. Up until the second drive at Maine, the Dukes were 11-for-11 on first-quarter drives.
- The Dukes have only given up points on the first defensive appearance in two games, conceding a touchdown at North Carolina and at Richmond.

Opening Drives This Season

<i>Sept. 3 vs. Morehead State</i>
Offense - Rushing TD (12 plays, 65 yards, 4:25)
Defense - Punt (3 plays, 6 yards, 0:53)
<i>Sept. 10 vs. Central Connecticut</i>
Offense - Passing TD (6 plays, 75 yards, 2:26)
Defense - Punt (4 plays, 8 yards, 1:43)
<i>Sept. 17 at North Carolina</i>
Offense - Rushing TD (9 plays, 82 yards, 3:48)
Defense - Rushing TD (8 plays, 75 yards, 2:53)
<i>Sept. 24 at Maine</i>
Offense - Rushing TD (8 plays, 69 yards, 3:23)
Defense - Turnover on Downs (5 plays, 27 yards, 2:23)
<i>Oct. 1 vs. Delaware</i>
Offense - Missed FG (15 plays, 49 yards, 6:30)
Defense - Missed FG (8 plays, 43 yards, 4:06)
<i>Oct. 8 vs. William & Mary</i>
Offense - Made FG (8 plays, 49 yards, 3:00)
Defense - Punt (6 plays, 9 yards, 2:47)
<i>Oct. 15 at New Hampshire</i>
Offense - Punt (4 plays, 7 yards, 1:26)
Defense - Turnover on Downs (7 plays, 13 yards, 2:55)
<i>Oct. 29 vs. Rhode Island</i>
Offense - Rushing TD (8 plays, 75 yards, 4:03)
Defense - Punt (3 plays, 3 yards, 1:36)
<i>Nov. 5 at Richmond</i>
Offense - Rushing TD (7 plays, 65 yards, TOP 2:43)
Defense - Passing TD (5 plays, 82 yards, TOP 1:59)
<i>Nov. 12 at Villanova</i>
Offense - Rushing TD (13 plays, 84 yards, TOP 6:40)
Defense - Punt (3 plays, 1 yard, TOP 1:06)
<i>Nov. 19 vs. Elon</i>
Offense - Rushing TD (6 plays, 71 yards, TOP 2:07)
Defense - Punt (3 plays, 4 yards, TOP 0:48)

SCHIELE SETS TIGHT END RECORD

- Entering last Saturday's Homecoming game, Daniel Schiele has two career catches and no touchdowns. He had a career outing while setting one record and tying another.
- Schiele finished the URI game with three receptions for 30 yards and three touchdowns.
- He became the first tight end in JMU history to record three receiving scores in a game, while tying the single-game receiving TD record.

BALL HAWKS HAVE A DAY

- In Oct. 29's Homecoming win, JMU's defense accomplished a feat not seen too often: have more catches than the opposing team.
- The Dukes made five interceptions, returning two for touchdowns, while holding URI's Jordan Vazzano to just 4-of-25 passing for 12 yards.
- Raven Greene had two interceptions, including a 24-yard pick-six. Marcell Johnson returned a 32-yard interception for a score on his birthday.
- Also making interceptions were Jimmy Moreland, who reeled in his second of the year, and Pat Kagel, who recorded one for the first time in his career.

SCHOR COLLECTS SECOND POTW

- Following a then-career performance and a conference road win, Bryan Schor was named Colonial Athletic Association Football Offensive Player of the Week for the second time this season on Oct. 17.
- Schor amassed 334 yards of total offense and a career-high five total touchdowns in JMU's 42-39 win at New Hampshire on Oct. 16. He completed 18 of 27 passes for 264 yards and four touchdowns, then-career highs. Schor also rushed for 70 yards and a touchdown.

TWO TD DAY FOR PAIR OF RECEIVERS

- Terrence Alls and Brandon Ravenel each recorded their first career game with two receiving touchdowns at New Hampshire.
- It was the first time since Sept. 19, 2009, that two receivers achieved the feat when Mike Caussin and Rockeed McCarter each caught a pair of touchdowns.
- That also came from two different quarterbacks, as Justin Thorpe had the first and Drew Dudzik reeled off the next three.

JMU WINS WILD ONE IN DURHAM

- Terrence Alls and Brandon Ravenel reeled in two touchdown catches each and JMU was able to hold off New Hampshire's furious rally for a 42-39 win on Oct. 15.
- JMU led 42-12 with 10 minutes to play before UNH scored 27 straight to trim the lead to three. After successfully recovering an onside kick, JMU knelt down to snap the Wildcats' 17-game, regular-season win streak at home.
- Bryan Schor had a career-high five total touchdowns, as he passed for 264 yards and four touchdowns, both career highs. He also ran for 70 yards and a score.
- Jordan Brown made a career-high 16 tackles, while Gage Steele tallied 15. Curtis Oliver had nine stops, including 1.5 sacks.

TWO TOUCHDOWNS, FOUR SECONDS

- JMU used big passing plays to open up a lead at New Hampshire but a stretch of just four seconds allowed JMU to go up by 30.

- Bryan Schor connected with Terrence Alls on a 26-yard touchdown pass to extend JMU's lead to 35-12 with 10:04 to play.
- On the ensuing kickoff, UNH's Garette Craig struggled to handle the ball and Marcell Johnson forced a fumble. Charles Tutt recovered the fumble and scampered in from six yards out for the team's second touchdown in only four seconds, upping the lead to 42-12.

JMU, HOME OF THE BEST RB DUO

- This season, both Khalid Abdullah and Cardon Johnson have proved to be elite running backs in the FCS, despite splitting carries. Abdullah averages better than 100 rushing yards per game.
- The duo has combined for 25 rushing touchdowns and 28 total scores.
- Abdullah turned in eight 100-yard rushing performances while Johnson has tallied three.
- Adding in Bryan Schor's two 100-yard games and Trai Sharp's one, JMU has gone over 100 rushing on 14 occasions.

WINS TOUGH TO COME BY AT UNH

- On Oct. 15, JMU snapped New Hampshire's 17-game, regular-season home win streak with a 42-39 win in Durham.
- It was just the seventh home loss for the Wildcats since the start of the 2007 season and was JMU's first win there since 2006.
- The Dukes also came closer to evening the odds in Durham, improving to 4-5 all-time at UNH. It also tied the overall series at 8-8.

DUKES THRILL FANS IN W&M WIN

- JMU improved to 3-0 in CAA play with a thrilling 31-24 triumph against William & Mary on Oct. 8.
- Khalid Abdullah rushed for a career-high 194 yards and three touchdowns, including a 74-yard score in the final minute to ice the game. Abdullah produced five runs of at least 10 yards, adding in rushes of 22 and 29, to go with the long touchdown.
- Taylor Reynolds made two of the biggest defensive stops in the ballgame. First, he stuffed Kendell Anderson at the one with a loss of four on third and goal in the first quarter. He capped his Saturday with an interception in the end zone with only 1:22 to play, preserving JMU's seven-point lead.
- On the opening drive of the second half, Curtis Oliver made his first career sack, dropping Steve Cluley for a 17-yard loss. Later in the third, Cluley put the ball on the ground in the red zone, allowing for Darrious Carter to fall on it for his first fumble recovery.

LONG DRIVE PAYS DIVIDENDS

- Leading 17-10 late in the third, Darrious Carter recovered a fumble in the red zone, setting up for what would be a lengthy drive.
- JMU churned 8:08 off the clock on 19 plays, the longest drive by nearly three minutes, and the end result was a Cardon Johnson two-yard touchdown to make it 24-10 with 10:55 to play.
- It was JMU's longest drive in over five years and best since a 19-play possession that spanned 10:06 at North Carolina back on Sept. 3, 2011.

SCHOR NETS FIRST PLAYER OF THE WEEK

- Quarterback Bryan Schor produced career highs of 312 yards of offense and four total touchdowns to lead JMU to a 43-20 victory against Delaware on Oct. 1. Two days later, he was honored by being named CAA Co-Offensive Player of the Week.
- Schor was 19-for-25 for 209 yards and a touchdown while rushing for 103 yards and three touchdowns, tying his career best. It was his second 100-yard rushing performance.
- In the first half, he completed 14 of 17 attempts for 148 yards and a touchdown while running for 63 yards and two scores to help JMU build a 26-7 halftime lead. He finished the game going 5-for-9 through the air in the second half for his third 200-yard passing game of the season.

RUSHING ATTACK KEYS JMU IN WIN

- JMU nearly turned in its second 400-yard rushing performance of the year versus Delaware with 398 rushing yards and five scores.
- Khalid Abdullah led the way with 159 yards and two touchdowns on just 10 carries. Bryan Schor had 103 yards and tied his career high with three scores, and Cardon Johnson added 93.
- The Dukes ranks second in FCS, averaging 339.8 rushing yards per game, being only bested by Mike Houston's former school - The Citadel - which averages 388.8.

DUKES ROLL OVER UD FOR CAA WIN

- Bryan Schor accounted for four total touchdowns and over 300 yards of offense to lead JMU to a 43-20 win against Delaware.
- Schor combined for 312 yards, passing for 209 and a touchdown and rushing for 103 and three scores, tying his career high.
- Khalid Abdullah had his fourth straight 100-yard game with 159 and two touchdowns on 10 carries. Cardon Johnson added 93 on the ground and Terrence Alls made four catches for 70 yards and a score.
- JMU reeled off 33 straight points in the middle quarters to build a 40-3 lead. During that run, JMU's defense forced Delaware into four punts, intercepted a pass and a turnover on downs.
- It was the second-biggest win for JMU in the series, coming just one point shy of the single-game scoring record versus UD. The 607 yards of offense was also the most gained by JMU against the Hens.



DUKES RALLY FOR WIN IN CAA OPENER

- Khalid Abdullah and Cardon Johnson combined for 282 rushing yards and three touchdowns to lead JMU to a 31-20 comeback victory to open CAA play at Maine on Sept. 24.
- The defense thwarted Maine's offense in the second half, limiting the Black Bears to 120 yards of offense, including just 21 in the fourth quarter. The Dukes also forced four turnovers - three by interceptions and one via turnover on downs - while producing four sacks.
- Abdullah ran for a career-high 172 yards and two touchdowns, while Johnson tallied 110 yards and a score. The duo had a pair of long touchdown runs - an 85 yards by Abdullah and a 52 yarder by Johnson. Abdullah's career-long TD was the fifth-longest rush in JMU history.
- Brandon Hereford led the Dukes in tackles for the third straight game, making nine stops. Jimmy Moreland and Simeyon Robinson both had seven tackles. Robinson was a force in the trenches with a career-best 4.5 tackles for loss and 1.5 sacks. It was the most tackles by a defensive lineman this season and the most in 13 games.

ABDULLAH NAMED CAA'S TOP PLAYER

- Following the win at Maine, the CAA named Khalid Abdullah Offensive Player of the Week on Sept. 27.
- Abdullah had a career day, rushing for 172 yards and two touchdowns. His performance including a career-long 85-yard touchdown - the fifth longest rush in JMU football history.
- It was his third straight 100-yard game.

DEFENSE OVERWHELMS MAINE

- Down at halftime, JMU's defense came out strong in the second half, holding a solid Black Bear team to just seven points and 120 yards of offense in the second half.
- Simeyon Robinson led the charge with his career-best 4.5 tackles for loss and 1.5 sacks.
- JMU produced three interceptions, two of which later turned into points on the ensuing offensive drives. The Dukes, who had gone three games without a sack, was fierce at the line in the second half, making four sacks, including three straight in the fourth.

TWO-GAME SCORING RECORD

- JMU set a two-game scoring record to open 2016 with 136 points in the first two games.
- JMU amassed 562.0 yards of offense on average in the wins over Morehead State and Central Connecticut State.
- The Dukes broke their single-game scoring record in the opener on Sept. 3, putting up 80 points against the Eagles, and tacked on 56 more points in the five-touchdown win in week two versus the Blue Devils.
- In the MSU win, the 73-point triumph was the largest in the 45-year history of the program, as JMU produced 10 rushing touchdowns, just one

off the FCS record of 11 by Georgia Southern in 2004. It was also a CAA record for most points against a Division I team.

JMU AGAINST FBS OPPOSITION

- Week three's matchup at UNC was JMU's 25th meeting all-time against Football Bowl Subdivision opponents.
- JMU is now 5-20 all-time against FBS teams, after the 56-28 defeat. However, the 28 total points was the second-most JMU had scored against an ACC team, only being bested by the 35 scored in an OT loss at Maryland in 2009.
- JMU last won against FBS competition in 2015, downing SMU 48-45 last September in Dallas. In the win, Vad Lee became the first Division I player to run and pass for over 275 yards in the same game.
- JMU has won twice against ACC squads. The first ACC win came back in 1982 - a 21-17 win at Virginia. The latter and most notable FBS win in JMU history occurred six seasons back - a 21-16 triumph at Virginia Tech in 2010.
- The Dukes also picked up a pair of wins in back-to-back season at Navy - a 24-20 victory in 1989 and a 16-7 win in 1990.
- JMU has played one FBS team a year each season since 2007, going 2-8 in those matchups.

ABDULLAH SURPASSES 2,000 RUSH YDS

- Running back Khalid Abdullah joined an elite group in the 45-year history of JMU football as he is the 14th player to gain 2,000 career rushing yards,
- He did so in the win over CCSU, gaining 113 yards for his fifth career 100-yard game.

RUSHING PROWESS IN GAME ONE

- JMU used the ground game to power itself past Morehead State. The Dukes ran for a program-record 10 rushing touchdowns, one off the FCS record set by Georgia Southern in 2004.
- Though Khalid Abdullah and Cardon Johnson started things for the Dukes, it was all four running backs and the quarterback who nearly broke the team record for rushing in a game.
- JMU tallied 498 rushing yards against MSU, just three off the record. It was led by Bryan Schor, who accrued 129 yards and three touchdowns, as he takes his nation-leading 12.9 yards per carry into week two.
- Trai Sharp posted 110 yards and a score, while Johnson had 104 and two touchdowns. Taylor Woods had a strong outing too, going for 89 yards and three scores, the first touchdowns of his career.
- Abdullah, who carried the ball first, was able to enjoy everyone's contribution as he tallied 43 yards and a TD. The senior needs just 88 yards to reach 2,000 rushing yards for his career.

CONTROLLING THE FIELD VS. MSU

- JMU mustered 11 touchdowns and a field goal versus Morehead State due in large part to the distinct advantage on special teams.
- The Dukes' average starting field position was at their own 47-yard line, as opposed to MSU beginning drives on average at its own 17.
- JMU only had two drives beginning at or inside its own 20. JMU began four drives in enemy territory while also taking back a 76-yard punt return for a score, all by the midway point of the third quarter.

FIRST DRIVE OF YEAR - LIKELY RUSH TD

- Since 2010, JMU is 5-2 in season openers. In the five wins, there are quite a few similarities to how the first offensive drive ends.
- In the five wins, JMU has scored a rushing touchdown on the opening drive, as opposed to 3-and-outs in the two defeats, both by FBS opponents.
- The five rush scores have been by five different players (3 RBs, 2 QBs) and have all been one-yard touchdown carries.

1ST DRIVE OF YEAR (SINCE '10)

9/3/16	vs. MSU	W, 80-7	Rush TD (K. Abdullah 1 yd run)
9/5/15	vs. MSU	W, 56-7	Rush TD (C. Johnson 1 yd run)
8/30/14	at MD	L, 7-52	Punt
8/31/13	vs. CCSU	W, 38-14	Rush TD (M. Birdsong 1 yd run)
9/1/12	vs. SFU	W, 55-14	Rush TD (D. Scott 1 yd run)
9/3/11	at UNC	L, 10-42	Punt
9/4/10	vs. MSU	W, 48-7	Rush TD (D. Dudzik 1 yd run)

COACHING FIRSTS

- In just his first game at the helm, Mike Houston coached the Dukes to a program-record score and margin of victory.
- That point total broke the previous mark of 76, set back in the season opener in 1995.
- Ironically, in 1995, JMU welcomed a new head - Alex Wood. Wood and the Dukes downed Morgan State 76-7 to open that year.
- There must be something with first-year head coaches facing teams named MSU in their inaugural game at home, eh?

THREE PRESEASON All-AMERICANS

- JMU had three players honored as Preseason All-Americans this summer, including a pair of returning All-Americans from a year ago.
- Mitchell Kirsch was an Athlon Sports FCS Preseason All-American and a STATS FCS Second Team Preseason All-American.
- Andrew Ankrah joined Kirsch on the Athlon Sports All-America list and was a First Team Preseason All-American by STATS.
- Taylor Reynolds was also recognized by STATS as a Third Team Preseason All-American.
- Kirsch and Ankrah were both named All-Americans in 2015, as they were both named STATS Second Team All-Americans, while Kirsch was an Associated Press Third Team All-American.



DIGGING DEEPER INTO THE OPENER

- The Dukes are 24-20-1 all-time in season openers, dating back to 1972's inaugural season.
- JMU's last five season-opening defeats have all come at the hands of FBS programs, while the last FCS to beat JMU to open the year was Hampton's 31-28 win at JMU.
- Since that defeat, JMU is 9-0 at Bridgeforth Stadium on the opening weekend of the season.
- JMU is also 34-11 in home openers and have won 14 straight openers at Bridgeforth and 23 of the last 25.

JMU VERSUS RANKED TEAMS

- Since 1985, the Dukes have played 138 games against ranked opponents and hold a 58-79-1 record in those contests.
- JMU's most notable win wasn't against a FCS foe, but that to FBS power Virginia Tech. On Sept. 11, 2010, Madison stunned then-No. 13 Virginia Tech 21-16 in Blacksburg.
- The Dukes have captured 27 victories against top-10 teams and three against a No. 1 team.
- JMU picked up its first win over a top-ranked team on Sept. 26, 1992 -- a 52-49 win at Youngstown State. Fourteen years later, on Oct. 14, 2006, JMU downed New Hampshire on the road, 42-23. More recently, the Dukes claimed a 35-32 triumph versus Appalachian State at home on Sept. 20, 2008.

A NEW YEAR, A NEW BREED

- JMU enters the 2016 season under new leadership as Mike Houston was hired as JMU seventh head football coach on January 18.
- Houston spent the previous two seasons at The Citadel, leading the Bulldogs to a Southern Conference championship and FCS playoffs appearance a year ago. He was also head coach at Division II Lenoir-Rhyne for three seasons (2011-13), where he guided the Bears to three straight South Atlantic Conference crowns and a trip to the 2013 NCAA Division II championship.
- Following his hire, Houston hired an all-star coaching staff to lead the Dukes into 2016, highlighted by Defensive Coordinator Bob Trott (former Richmond DC) and Offensive Coordinator Donnie Kirkpatrick (former Chattanooga HC).
- The coaching staff also includes Bryan Stinespring (former Virginia Tech OC) and Byron Thweatt (former Virginia State HC). The staff now has three alumni in Stinespring, John Bowers and Drew Dudzik. Jeff Hanson also returned to coach the defensive line, a role he held for the 2013 season.

COLLEGE GAMEDAY IN THE 'BURG

- Last October, JMU was chosen as a host for ESPN's College GameDay, marking the eighth time a non-FBS site hosted the iconic pregame show.
- James Madison was the 65th school and Harrisonburg was the 73rd different city to host the show.
- There was a total audience reach of 65,833,008 between Friday's live programming all the way through Saturday's premier show.
- A total of 12,000 spectators attended GameDay, which broadcasted live from the Quad and Wilson Hall on JMU's campus.
- That resulted in a Bridgeforth Stadium-record 26,069 fans being in attendance for JMU's Homecoming game versus Richmond.
- Duke Dog was the 53rd different mascot head Lee Corso donned at the end of the show.
- ESPN College GameDay's senior coordinating producer, Lee Fitting, is a 1996 graduate of JMU.
- Lee Corso described JMU's College GameDay as "one of the greatest shows we ever put on." He later added, "I hope we can return again to Harrisonburg!"
- On Saturday, Oct. 8, Lee Corso was honored for 20 years of his theatrical selections, to which JMU was highlighted in when he dressed as President Madison on the steps of Wilson Hall.

#NFLDUKES

- Six former James Madison stars are currently affiliated with franchises in the National Football League.
- All five players have previous experience in the league, as three advanced to the playoffs a year ago, including one making the Super Bowl.
- The group of Dukes consists of left outside linebacker Arthur Moats (Steelers), strong safety (Dean Marlowe (Panthers) offensive linemen Earl Watford (Cardinals) and Josh Wells (Jaguars) and tight end Daniel Brown (Bears).
- Moats is the veteran of the group, entering his seventh season in the NFL and the third in Pittsburgh.
- Last season, Marlowe won the NFC championship and advanced to the Super Bowl with the Panthers.
- Two other Dukes went to the playoffs as Watford's Cardinals fell to Carolina in the NFC title game, Moats' Steelers made it to the AFC divisional round.
- Coaching in the NFL is John DeFilippo, who serves as the quarterbacks coach with the Philadelphia Eagles.





NATIONAL RANKINGS



	<u>TEAM</u>	
Completion Percentage *		
JMU	70.9%	1st
Third-Down Conversions *		
JMU	54.7%	1st
Turnovers Lost *		
JMU	9	1st
Punt Return Average *		
JMU	29.71	1st
Scoring Offense *		
JMU	47.7	2nd
Team Passing Efficiency *		
JMU	173.72	2nd
Total Offense *		
JMU	522.0	3rd
Rushing Offense *		
JMU	297.1	4th
First Downs *		
JMU	290	4th
Turnover Margin		
JMU	1.27	6th
Fumbles Lost		
JMU	3	6th
Passes Intercepted *		
JMU	17	8th
Sacks Allowed *		
JMU	0.82	8th
Passes Had Intercepted *		
JMU	6	10th
Fourth-Down Conversions *		
JMU	69.2%	11th
Tackles for Loss Allowed		
JMU	4.27	13th
Net Punting		
JMU	38.71	13th
Defensive Touchdowns		
JMU	3	14th
Turnovers Gained		
JMU	23	20th
Red Zone Offense		
JMU	87.0%	22nd

* - leads the CAA

INDIVIDUAL

Bryan Schor		
Completion Percentage *	73.2%	1st
Passing Efficiency *	178.2	2nd
Yards Per Pass Attempt *	9.51	2nd
Point Responsibility *	162	18th
Point Responsibility/Game *	16.2	12th
Total Offense/Game	257.1	27th
Khalid Abdullah		
Scoring/Game *	10.4	4th
Total Touchdowns *	19	4th
Rushing Touchdowns *	17	5th
Rushing Yards	1,300	7th
Rushing Yards/Game	118.2	8th
Yards Per Carry *	6.34	12th
All Purpose Yards/Game	129.09	28th
Cardon Johnson		
Yards Per Carry	6.18	19th
Tyler Gray		
Scoring/Game	8.8	6th
Charles Tutt		
Fumble Recoveries	2	21st
Raven Greene		
Interceptions/Game	0.5	11th
Rashard Davis		
Punt Return Touchdowns *	3	1st
John Miller		
Punt Return Touchdowns	1	5th

* - leads the CAA

Dec. 5, 2015 | Bridgeforth Stadium | Harrisonburg, Va. | Attendance: 15,045

SCORING SUMMARY

1st	11:21	COLGATE	Bowman 21 yd field goal	
			10 plays, 69 yards, TOP 3:42	0-3
	09:06	COLGATE	Holland 2 yd run (Bowman kick)	
			5 plays, 19 yards, TOP 2:12	0-10
2nd	14:53	COLGATE	Quazza 10 yd pass from Melville (Bowman kick)	
			13 plays, 92 yards, TOP 6:10	0-17
	12:28	JMU	Abdullah 2 yd run (Maglio kick)	
			6 plays, 25 yards, TOP 2:15	7-17
	05:40	JMU	Schor 7 yd run (Maglio kick)	
			10 plays, 63 yards, TOP 3:20	14-17
	04:46	COLGATE	Holland 63 yd run (Bowman kick)	
			2 plays, 65 yards, TOP 0:47	14-24
	03:14	JMU	Davis 18 yd pass from Schor (Maglio kick)	
			4 plays, 47 yards, TOP 1:23	21-24
	02:16	JMU	Brown 17 yd interception (Maglio kick)	
				28-24
3rd	11:25	COLGATE	Melville 32 yd run (Bowman kick)	
			3 plays, 37 yards, TOP 1:25	28-31
	08:58	JMU	Maglio 40 yd field goal	
			7 plays, 24 yards, TOP 2:20	31-31
	05:33	COLGATE	Greenwalt 17 yd pass from Melville (Bowman kick)	
			3 plays, 23 yards, TOP 1:42	31-38
4th	11:18	JMU	Davis 28 yd pass from Schor (Maglio kick)	
			6 plays, 65 yards, TOP 2:08	38-38
	09:15	COLGATE	Melville 3 yd run (Bowman kick failed)	
			4 plays, 78 yards, TOP 1:56	38-44

Dukes Stopped Short in 44-38 Loss to Colgate in FCS Second Round

HARRISONBURG, Va. – Colgate quarterback Jake Melville's 67-yard run with 10 minutes left set the junior up for the eventual game-winning, 3-yard touchdown, handing James Madison a 44-38 loss on Saturday afternoon in the NCAA FCS Second Round at Bridgeforth Stadium/Zane Showker Field.

The Dukes, who wrapped up their season at 9-3, drove down the field with a chance to take the lead in the final minutes, but a fourth-down pass from the Colgate 3-yard line fell incomplete in the right corner to seal JMU's fate. The Raiders improved to 9-4 and will face the winner of McNeese State and Sam Houston State in next week's quarterfinals.

After Colgate used a muffed kickoff and a pair of lengthy drives to storm out to a 17-0 lead just seven seconds into the second quarter, the Dukes erupted for four touchdowns before halftime, taking a 28-24 lead into the break with 28 points in the span of 10:12.

Following the break, the two teams traded scores through much of the second half. Colgate used a pair of third-quarter touchdowns to take leads of 31-28 and 38-31, but a 40-yard field goal from senior kicker Ryan Maglio and a 28-yard touchdown pass from sophomore quarterback Bryan Schor to junior wide receiver Rashard Davis erased both deficits.

Just two plays after Davis' score, however, Melville took a read option play up the middle for 67 yards, putting the Raiders on JMU's 5-yard line before finishing the job himself just two plays later from the 3 to give Colgate its final margin with 9:15 to play.

The Dukes drove 46 yards on eight plays in the waning minutes, but Schor's fade pass intended for junior wide receiver Brandon Ravenel was batted away on fourth down and Colgate was able to run the clock out.

On the afternoon, Schor completed 13 of his 18 passes for 141 yards and a pair of scores, both to Davis, while not throwing an interception. The sophomore also ran 14 times for 54 yards and an additional touchdown.

Davis turned in his third career two-touchdown game, as the junior grabbed three catches for 45 yards. Ravenel caught four balls of his own for 34 yards, while putting on a dominant display in the return game. In all, Ravenel racked up 184 kickoff return yards on just five tries, including a 66-yarder that put IMU in position for its first touchdown.

Defensively, sophomore linebacker Andrew Ankrah led the way for the Dukes, amassing nine tackles and a hurry on a day that saw him pick up a team-high six solo stops, matching his career high. Junior linebacker Gage Steele also tallied nine tackles for JMU.



Quickie Statistics (Final)

Colgate vs #5 James Madison (Dec 05, 2015 at Harrisonburg, Va.)

	COLGATE	JMU
Score	44	38
FIRST DOWNS	17	16
RUSHES-YARDS (NET)	50-343	41-157
PASSING YDS (NET)	120	141
Passes Att-Comp-Int	23-8-1	18-13-0
TOTAL OFFENSE PLAYS-YARDS	73-463	59-298
Fumble Returns-Yards	0-0	0-0
Punt Returns-Yards	2-30	4-28
Kickoff Returns-Yards	6-156	7-197
Interception Returns-Yards	0-0	1-17
Punts (Number-Avg)	4-40.8	4-45.0
Fumbles-Lost	0-0	2-2
Penalties-Yards	2-23	0-0
Possession Time	35:20	24:40
Third-Down Conversions	9 of 17	6 of 15
Fourth-Down Conversions	1 of 2	2 of 3
Red-Zone Scores-Chances	5-5	3-4

Colgate							James Madison						
Rushing	No.	Gain	Loss	Net	TD	Avg	Rushing	No.	Gain	Loss	Net	TD	Avg
HOLLAND, J	27	167	2	165	2	6.3	Khalid Abdullah	14	77	4	73	1	5.2
MELVILLE, J	14	166	3	163	2	6.7	Cardon Johnson	13	49	1	48	0	3.7
RUSSELL, D	5	17	4	13	0	8.2	Bryan Schor	14	54	18	36	1	16.2

Passing	C-A-I	Yds	TD	Long	Sack	Passing	C-A-I	Yds	TD	Long	Sack
MELVILLE, J	8-23-1	120	2	44	0	Bryan Schor	13-18-0	141	2	28	2

Receiving	No.	Yards	TD	Long	Receiving	No.	Yards	TD	Long
MADDALUNA, J	3	9	0	8	Brandon Ravenel	4	34	0	19
IVES, T	2	55	0	44	Rashard Davis	3	45	2	28
WINGENROTH, C	1	29	0	29	Dominique Taylor	2	33	0	24
GREENAWALT, A	1	17	1	17	Khalid Abdullah	2	22	0	11

Punting	No.	Yds	Avg	Long	In20	TB	Punting	No.	Yds	Avg	Long	In20	TB
ARMIENTO,N	4	163	40.8	47	1	0	Gunnar Kane	4	180	45.0	51	3	0

Punt Returns	No.	Yards	TD	Long
HARDEGREE, C	2	30	0	26

Punt Returns	No.	Yards	TD	Long
John Miller	4	28	0	15

Kick Returns	No.	Yards	TD	Long
MADDALUNA, J	4	113	0	33

Tackles	UA-A	Total	Sacks	TFL	Tackles	UA-A	Total	Sacks	TFL
----------------	-------------	--------------	--------------	------------	----------------	-------------	--------------	--------------	------------

DIENER, K	8-4	12	0.0	1.0	Andrew Ankrum	6-3	9	0.0	0.0
CAMPBELL, A	6-2	8	1.0	1.0	Gage Steele	3-6	9	0.0	0.0

1st	Time	Scoring Play	V-H
1st	11:21	COLGATE - BOWMAN, J 21 yd field goal, 10-69 3:42	3-0
	09:06	COLGATE - HOLLAND, J 2 yd run (BOWMAN, J kick), 5-19 2:12	10-0
	14:53	COLGATE - QUAAZA, J 10 yd pass from HOLLAND, J (BOWMAN, J kick), 13-92 6:10	17-0
	12:28	JMU - Khalid Abdullah 2 yd run (Ryan Maglio kick), 6-25 2:15	17-7
	05:40	JMU - Bryan Schor 7 yd run (Ryan Maglio kick), 10-63 2:30	17-14
2nd	04:46	COLGATE - HOLLAND, J 63 yd run (BOWMAN, J kick), 2-65 0:47	24-14
	03:14	JMU - Rashard Davis 18 yd pass from Bryan Schor (Ryan Maglio kick), 4-47 1:23	24-21
	02:16	JMU - Jordan Brown 17 yd interception return (Ryan Maglio kick)	24-28
	11:25	COLGATE - MELVILLE, J 32 yd run (BOWMAN, J kick), 3-37 1:25	31-28
	09:58	JMU - Ryan Maglio 40 yd field goal, 10-31 0:00	31-30
3rd	05:33	COLGATE - GREENAWALT A 17 yd pass from MELVILLE, J (BOWMAN, J kick), 3-23 1:42	38-31
	11:18	JMU - Rashard Davis 28 yd pass from Bryan Schor (Ryan Maglio kick), 6-65 2:08	38-38
	09:15	COLGATE - MELVILLE, J 3 yd run (BOWMAN, J kick failed), 4-78 1:56	44-38



Mike Houston was hired as James Madison University's seventh head coach on January 18, 2016.

"I am thrilled to welcome Mike Houston as the next football head coach at James Madison," Director of Athletics Jeff Bourne said. "Mike has been a fast riser in the coaching ranks, with success turning programs around at the Division II and FCS levels. His pedigree for winning and his ability to lead young men make him the perfect fit to build upon the foundation already in place at JMU."

"I'm honored to have the opportunity to be the next head football coach at James Madison University," Houston said. "James Madison is a special place and my family and I look forward to becoming integral parts of the community."

Possessing 10 years of collegiate coaching experience, including five as a head coach, Houston comes to Harrisonburg from The Citadel. He led the Bulldogs to a 14-11 record in his two seasons as head coach and is the only coach in The Citadel's history to win a Southern Conference championship within his first two seasons.

Houston's offense produced 27 individual 100-yard rushing performances, including a program-record 14 in 2015. The 27 100-yard rushers was a two-year record for The Citadel.

In 2015, he guided the Bulldogs to the program's fourth winning season since 1995 with

HEAD COACH MIKE HOUSTON

a 9-4 record and a share of the 2015 SoCon title. The Citadel boasted a conference-best +117 scoring margin, including a +100 edge during league play, and Houston went on to be named SoCon Coach of the Year and AFCA Region 2 Coach of the Year. They also defeated Southeastern Conference member South Carolina 23-22 in the regular-season finale and advanced to the second round of the FCS playoffs after upsetting ninth-ranked Coastal Carolina.

In the first-round playoff victory, Houston's run game broke a school record with four 100-yard rushers as it piled up 524 yards on the ground, the most in a NCAA playoff game since 2012 and the second-highest in 2015 for FCS, only behind the Bulldogs' nation-best 535 rushing yards in the season opener.

The Citadel broke school records for all-purpose yards, total offense, rushing yards and interception return yards. The Bulldogs led the nation with a school-record 515 interception return yards and five interception return touchdowns. The Citadel led the Southern and ranked second nationally with 346.9 rushing yards per game, an average of 17.21 yards per completion and just 0.62 sacks allowed per game. The Bulldogs also led the league in interceptions, tackles for loss allowed, turnovers forced, yards per rush, rushing touchdowns, punt return defense, passing touchdowns allowed, fumble recoveries, third-down defense, tackles for loss and kickoff return defense.

Four players earned All-America status and 13 garnered All-Southern Conference honors. Senior defensive lineman Mitchell Jeter was named the SoCon Defensive Player of the Year and junior defensive lineman Joe Crochet was The Citadel's first CoSIDA First Team Academic All-American since 1989.

In his first season at the helm, he led the Bulldogs to a 5-7 record, which was tied for the second-highest win total for a first-year coach at The Citadel. Three of the Bulldogs' losses came by a total of nine points, including two in the final seconds. The Citadel

rushed for over 4,166 yards, ranking third-best in single-season program history, and their 347.2 rushing averaged led the SoCon and ranked second nationally.

Prior to The Citadel, Houston was head coach at Lenoir-Rhyne, an NCAA Division II school in the South Atlantic Conference, for three seasons. He accumulated a 29-8 record at the helm and directed the Bears to three consecutive SAC championships, a stretch that included a school-record 13 wins in his final year. Houston was named SAC Coach of the Year each season and was also the Don Hansen Super Region II Coach of the Year in 2013. In his final season at LRU, the Bears advanced to the Division II national championship game and ranked No. 2 in the final polls.

Before his elevation to head coach, Houston served as Lenoir-Rhyne's defensive coordinator and secondary coach from 2007-10. He spent the 2006 year as associate head coach and defensive coordinator at Brevard College.

Houston began his coaching career in the high school ranks. He coached for a decade at T.C. Roberson High School in Asheville, N.C., including the last five as head coach, where he went 42-18 and guided the team to its first-ever conference championship. He spent his first five seasons at T.C. Roberson as the defensive coordinator after leading the defense at Forbush High School in East Bend, N.C. in his first two years out of college.

Houston is a 1994 graduate of Mars Hill University, where he played tight end for the Lions and earned a bachelor's degree in biology. In 2014, Houston was inducted into the Franklin High School Athletic Hall of Fame.

He is married to the former Amanda Owen and they have two sons, Owen Michael and Reid Wilson.

THE HOUSTON COACHING FILE

Season	School	Position	Record / Conf.	Postseason
2011	Lenoir-Rhyne	Head Coach	7-3 / 6-1	
2012	Lenoir-Rhyne	Head Coach	9-3 / 6-1	NCAA Division II Second Round
2013	Lenoir-Rhyne	Head Coach	13-2 / 7-0	NCAA Division II Title Game
2014	The Citadel	Head Coach	5-7 / 3-4	
2015	The Citadel	Head Coach	9-4 / 6-1	FCS Second Round
2016	James Madison	Head Coach	10-1 / 8-0	
Totals		6 seasons	53-20 / 36-7	

Seasons	School	Position
1994-95	Forbush HS	Defensive Coordinator
1996-00	T.C. Roberson HS	Defensive Coordinator
2001-05	T.C. Roberson HS	Head Coach
2006	Brevard College	Defensive Coordinator
2007-10	Lenoir-Rhyne	Defensive Coordinator

HOUSTON vs. 2016 OPPONENTS

School	W-L	Last Meeting (Result)
Morehead State	1-0	9/3/16 (W, 80-7)
Central Connecticut State	1-0	9/10/16 (W, 56-21)
North Carolina	0-1	9/17/16 (L, 28-56)
Maine	1-0	9/24/16 (W, 31-20)
Delaware	1-0	10/1/16 (W, 43-20)
William & Mary	1-0	10/8/16 (W, 31-24)
New Hampshire	1-0	10/15/16 (W, 42-39)
Rhode Island	1-0	10/29/16 (W, 84-7)
Richmond	1-0	11/5/16 (W, 47-43)
Villanova	1-0	11/12/16 (W, 20-7)
Elon	1-0	11/19/16 (W, 63-14)

2016 STATISTICS



2016 James Madison Football James Madison Combined Team Statistics (Nov 19, 2016) All games



Date	Opponent	Score	Att.
Sep 03, 201	MOREHEAD STATE	W 80-7	23626
Sep 10, 201	CENTRAL CONN. STATE	W 56-21	20636
Sep 17, 201	at North Carolina	L 28-56	56000
* Sep 24, 201	at Maine	W 31-20	8786
* Oct 01, 201	DELAWARE	W 43-20	25236
* Oct 08, 201	WILLIAM & MARY	W 31-24	20354
* Oct 15, 201	at #25 New Hampshire	W 42-39	8316
* Oct 29, 201	RHODE ISLAND	W 84-7	23841
* Nov 05, 201	at Richmond	W 47-43	8700
* Nov 12, 201	at #9 Villanova	W 20-7	6109
* Nov 19, 201	ELON	W 63-14	16184

Rushing	gp-gs	att	gain	loss	net	avg	td	lg	avg/g
Khalid Abdullah	11-11	205	1332	32	1300	6.3	17	85	118.2
Cardon Johnson	9-0	114	710	6	704	6.2	8	52	78.2
Bryan Schor	10-10	91	607	62	545	6.0	9	63	54.5
Trai Sharp	11-0	64	383	11	372	5.8	3	25	33.8
Taylor Woods	11-0	42	246	9	237	5.6	5	59	21.5
John Miller	9-2	5	45	0	45	9.0	0	21	5.0
Cole Johnson	2-1	7	35	6	29	4.1	0	13	14.5
Connor Mitch	5-1	5	19	3	16	3.2	0	9	3.2
Brandon Ravenel	11-11	2	11	0	11	5.5	0	10	1.0
Hunter Etheridge	3-0	2	11	0	11	5.5	0	7	3.7
Rashard Davis	11-9	2	10	0	10	5.0	0	7	0.9
Terrence Alls	11-6	1	7	0	7	7.0	0	7	0.6
Robbie Walker	10-0	2	3	2	1	0.5	0	3	0.1
Total	11	553	3419	151	3268	5.9	42	85	297.1
Opponents	11	361	1754	194	1560	4.3	19	58	141.8

Passing	gp-gs	effic	comp	att	int	pct	yds	td	lg	avg/g
Bryan Schor	10-10	178.21	156	213	3	73.2	2026	18	68	202.6
Cole Johnson	2-1	184.91	17	25	2	68.0	317	2	70	158.5
Connor Mitch	5-1	68.89	8	17	1	47.1	68	0	14	13.6
Hunter Etheridge	3-0	216.72	3	5	0	60.0	54	1	28	18.0
Taylor Woods	11-0	505.60	1	1	0	100	9	1	9	0.8
Total	11	1173.72	185	261	6	70.9	2474	22	70	224.9
Opponents	11	119.17	199	351	17	56.7	2426	15	75	220.5

Receiving	gp-gs	no.	yds	avg	td	lg	avg/g
Brandon Ravenel	11-11	34	514	15.1	3	44	46.7
Rashard Davis	11-9	31	345	11.1	2	58	31.4
Terrence Alls	11-6	30	425	14.2	3	54	38.6
Domo Taylor	11-6	24	388	16.2	3	70	35.3
Jonathan Kloosterm	9-9	18	246	13.7	2	48	27.3
John Miller	9-2	17	173	10.2	1	37	19.2
Khalid Abdullah	11-11	12	120	10.0	2	27	10.9
Daniel Schiele	11-1	4	43	10.8	3	20	3.9
Ishmael Hyman	6-0	4	41	10.2	0	21	6.8
Trai Sharp	11-0	4	36	9.0	1	13	3.3
Cardon Johnson	9-0	2	76	38.0	1	68	8.4
Nick Carlton	7-0	2	41	20.5	0	28	5.9
Taylor Woods	11-0	1	14	14.0	0	14	1.3
Robbie Walker	10-0	1	13	13.0	1	13	1.3
Mitchell Kirsch	11-11	1	-1	-1.0	0	0	-0.1
Total	11	185	2474	13.4	22	70	224.9
Opponents	11	199	2426	12.2	15	75	220.5

Field Goals	fg	pct.	01-19	20-29	30-39	40-49	50-99	lg	blk
Tyler Gray	10-16	62.5	1-1	7-9	2-4	0-2	0-0	33	0

Scoring	td	fg	kick	rush	rcv	pass	dxp	saf	pts
Khalid Abdullah	19	-	-	-	-	-	-	-	114
Tyler Gray	-	10-16	67-69	-	-	-	-	-	97
Bryan Schor	9	-	-	-	-	-	-	-	54
Cardon Johnson	9	-	-	-	-	-	-	-	54
Rashard Davis	5	-	-	-	-	-	-	-	30
Taylor Woods	5	-	-	-	-	-	-	-	30
Trai Sharp	4	-	-	-	-	-	-	-	24
Daniel Schiele	3	-	-	-	-	0-1	-	-	18
Domo Taylor	3	-	-	-	-	-	-	-	18
Terrence Alls	3	-	-	-	-	-	-	-	18
Brandon Ravenel	3	-	-	-	-	-	-	-	18
John Miller	2	-	-	-	-	-	-	-	12
Jonathan Kloosterm	2	-	-	-	-	-	-	-	12
Charles Tutt	1	-	-	-	-	-	-	-	6
Raven Greene	1	-	-	-	-	-	-	-	6

Record:	Overall	Home	Away	Neutral
All games	10-1	6-0	4-1	0-0
Conference	8-0	4-0	4-0	0-0
Non-Conference	2-1	2-0	0-1	0-0

Team Statistics	JMU	OPP
FIRST DOWNS	290	205
Rushing	164	75
Passing	111	113
Penalty	15	17
RUSHING YARDAGE	3268	1560
Rushing Attempts	553	361
Average Per Rush	5.9	4.3
Average Per Game	297.1	141.8
TDs Rushing	42	19
PASSING YARDAGE	2474	2426
Comp-Att-Int	185-261-6	199-351-17
Average Per Pass	9.5	6.9
Average Per Catch	13.4	12.2
Average Per Game	224.9	220.5
TDs Passing	22	15
TOTAL OFFENSE	5742	3986
Average Per Play	7.1	5.6
Average Per Game	522.0	362.4
KICK RETURNS: #-Yards	31-583	66-1268
PUNT RETURNS: #-Yards	14-416	9-71
INT RETURNS: #-Yards	17-209	6-51
FUMBLES-LOST	11-3	12-6
PENALTIES-Yards	68-638	55-490
PUNTS-AVG	31-42.9	56-40.3
TIME OF POSSESSION/G	31:09	28:51
3RD-DOWN Conversions	76/139	52/143
4TH-DOWN Conversions	9/13	8/18

Interceptions	no.	yds	avg	td	lg
Raven Greene	5	110	22.0	1	43
Jordan Brown	2	37	18.5	0	37
Rashad Robinson	2	28	14.0	0	28
Taylor Reynolds	2	0	0.0	0	0
Marcell Johnson	2	32	16.0	1	32
Jimmy Moreland	2	-2	-1.0	0	7
Pat Kagel	1	3	3.0	0	3
Martez Stone	1	1	1.0	0	1

Punting	no.	yds	avg	lg	tb	fc	i20	50+	blk
Gunnar Kane	30	130	43.4	66	3	14	12	7	0
Bryan Schor	1	30	30.0	30	0	0	1	0	0

Punt Returns	no.	yds	avg	td	lg
Rashard Davis	9	287	31.9	3	76
John Miller	5	129	25.8	1	56
Total	14	416	29.7	4	76
Opponents	9	71	7.9	0	28

Kick Returns	no.	yds	avg	td	lg
Robbie Walker	18	387	21.5	0	37
Brandon Ravenel	6	97	16.2	0	24
Terrence Alls	2	9	4.5	0	9
Charles Tutt	2	46	23.0	0	28
John Miller	1	7	7.0	0	7
Domo Taylor	1	-1	-1.0	0	0
Jimmy Moreland	1	38	38.0	0	38
Total	31	583	18.8	0	38
Opponents	66	1268	19.2	1	99

All Purpose	g	rush	rcv	pr	kr	ir	total	avg/g
Khalid Abdull	11	1300	120	0	0	0	1420	129.1
Cardon Johns	9	704	76	0	0	0	780	86.7
Rashard Davi	11	10	345	287	0	0	642	58.4
Brandon Rav	11	11	514	0	97	0	622	56.5
Bryan Schor	10	545	0	0	0	0	545	54.5
Total	11	3268	2474	416	583	209	6950	631.8
Opponents	11	1560	2426	71	126	51	5376	488.7

Total Offense	g	plays	rush	pass	total	avg/g
Bryan Schor	10	304	545	2026	2571	257.1
Khalid Abdullah	11	205	1300	0	1300	118.2
Cardon Johnson	9	114	704	0	704	78.2

2016 STATISTICS



2016 James Madison Football James Madison Overall Team Statistics (Nov 19, 2016) All games



Team Statistics	JMU	OPP
SCORING	525	258
Points Per Game	47.7	23.5
Points Off Turnovers	101	16
FIRST DOWNS	290	205
Rushing	164	75
Passing	111	113
Penalty	15	17
RUSHING YARDAGE	3268	1560
Yards gained rushing	3419	1754
Yards lost rushing	151	194
Rushing Attempts	553	361
Average Per Rush	5.9	4.3
Average Per Game	297.1	141.8
TDs Rushing	42	19
PASSING YARDAGE	2474	2426
Comp-Att-Int	185-261-6	199-351-17
Average Per Pass	9.5	6.9
Average Per Catch	13.4	12.2
Average Per Game	224.9	220.5
TDs Passing	22	15
TOTAL OFFENSE	5742	3986
Total Plays	814	712
Average Per Play	7.1	5.6
Average Per Game	522.0	362.4
KICK RETURNS: #-Yards	31-583	66-1268
PUNT RETURNS: #-Yards	14-416	9-71
INT RETURNS: #-Yards	17-209	6-51
KICK RETURN AVERAGE	18.8	19.2
PUNT RETURN AVERAGE	29.7	7.9
INT RETURN AVERAGE	12.3	8.5
FUMBLES-LOST	11-3	12-6
PENALTIES-Yards	68-638	55-490
Average Per Game	58.0	44.5
PUNTS-Yards	31-1331	56-2256
Average Per Punt	42.9	40.3
Net punt average	38.7	32.1
KICKOFFS-Yards	92-5680	47-2698
Average Per Kick	61.7	57.4
Net kick average	40.9	38.6
TIME OF POSSESSION/Game	31:09	28:51
3RD-DOWN Conversions	76/139	52/143
3rd-Down Pct	55%	36%
4TH-DOWN Conversions	9/13	8/18
4th-Down Pct	69%	44%
SACKS BY-Yards	15-111	9-39
MISC YARDS	11	0
TOUCHDOWNS SCORED	71	36
FIELD GOALS-ATTEMPTS	10-16	4-6
ON-SIDE KICKS	0-0	1-3
RED-ZONE SCORES	(60-69) 87%	(28-34) 82%
RED-ZONE TOUCHDOWNS	(50-69) 72%	(24-34) 71%
PAT-ATTEMPTS	(67-69) 97%	(28-29) 97%
ATTENDANCE	129877	87911
Games/Avg Per Game	6/21646	5/17582
Neutral Site Games		0/0

Score by Quarters	1st	2nd	3rd	4th	OT	Total
James Madison	167	115	108	135	0	525
Opponents	27	106	52	73	0	258

2016 STATISTICS



2016 James Madison Football James Madison Team Game-by-Game (Nov 19, 2016) All games



TEAM STATISTICS

Date	Opponent	Rushing				Receiving				Passing				Kick Returns				Punt Returns				tot off
		no.	yds	td	lg	no.	yds	td	lg	cmp	att	int	yds	td	lg	no.	yds	td	lg	no.	yds	
Sep 03	MOREHEAD STATE	74	498	10	63	8	109	0	37	8-13-1	109	0	37	0	0	0	0	1	76	1	76	607
Sep 10	CENTRAL CONN. STAT	55	312	3	23	17	205	3	27	17-22-1	205	3	27	2	28	0	24	2	131	2	75	517
Sep 17	at North Carolina	50	209	3	27	22	286	1	68	22-36-0	286	1	68	4	87	0	28	0	0	0	0	495
Sep 24	at Maine	47	293	3	85	12	137	1	34	12-22-1	137	1	34	4	84	0	29	2	24	0	20	430
Oct 01	DELAWARE	46	398	5	53	19	209	1	33	19-25-0	209	1	33	1	5	0	5	1	28	0	28	607
Oct 08	WILLIAM & MARY	52	329	4	74	15	182	0	39	15-24-1	182	0	39	3	68	0	26	1	3	0	3	511
Oct 15	at New Hampshire	40	173	1	24	18	264	4	54	18-27-0	264	4	54	6	56	0	20	0	0	0	0	437
Oct 29	RHODE ISLAND	58	319	5	36	21	309	5	58	21-24-0	309	5	58	0	0	0	0	4	64	0	42	628
Nov 05	at Richmond	41	249	3	45	22	285	3	46	22-28-0	285	3	46	6	167	0	38	0	0	0	0	534
Nov 12	at Villanova	43	126	2	30	15	151	0	32	15-23-2	151	0	32	2	20	0	9	1	6	0	6	277
Nov 19	ELON	47	362	3	59	16	337	4	70	16-17-0	337	4	70	3	68	0	29	2	84	1	76	699
		553	3268	42	85	185	2474	22	70	185-261-6	2474	22	70	31	583	0	38	14	416	4	76	5742
Opponents		361	1560	19	58	199	2426	15	75	199-351-1	2426	15	75	66	126	1	99	9	71	0	28	3986

Games: 11 • Avg/rush: 5.9 • Avg/catch: 13.4 • Pass eff: 173.72 • KR avg: 18.8 • PR avg: 29.7 • All purpose avg/game: 631.8 • Total offenses

		Tackles				Sacks	Fumble		Pass Defense			blkd	PAT Attempts			off		
Date	Opponent	ua	a	total	tfl-yds	no-yds	ff	fr-yds	int-yds	qbh	brup	kick	kick	rush	rcv	saf	t/o	pts
Sep 0	MOREHEAD STATE	22	54	76	2.0-7	0.0-0	2	2-0	3-40	1	4	0	11-11	0	0	0	28	80
Sep 1	CENTRAL CONN. S	34	30	64	3.0-6	0.0-0	0	0-0	0-0	2	3	0	8-8	0	0	0	0	56
Sep 1	at North Carolina	43	20	63	2.0-2	0.0-0	1	1-0	0-0	0	2	0	4-4	0	0	0	0	28
Sep 2	at Maine	34	36	70	12.0-47	4.0-28	0	0-0	3-28	0	3	0	4-4	0	0	0	14	31
Oct 01	DELAWARE	32	40	72	1.0-6	1.0-6	0	0-0	1-0	5	3	0	4-5	0	0	0	0	43
Oct 08	WILLIAM & MARY	32	38	70	4.0-31	3.0-27	0	1-0	1-0	1	3	0	4-4	0	0	0	14	31
Oct 15	at New Hampshire	47	42	89	4.0-22	3.0-20	1	1-6	0-0	3	7	1	6-6	0	0	0	7	42
Oct 29	RHODE ISLAND	18	34	52	3.0-11	1.0-3	1	1-0	5-87	4	8	0	12-12	0	0	0	28	84
Nov 0	at Richmond	33	48	81	5.0-32	3.0-27	0	0-0	0-0	3	4	0	5-6	0	0	0	0	47
Nov 1	at Villanova	30	24	54	2.0-6	0.0-0	0	0-0	4-54	0	7	1	2-2	0	0	0	10	20
Nov 1	ELON	38	32	70	5.0-15	0.0-0	1	0-0	0-0	2	5	0	7-7	1	0	0	0	63
		363	398	761	43.0-185	15.0-111	6	6-6	17-209	21	49	2	67-69	1	0	0	101	525
Opponents		445	460	905	47.0-120	9.0-39	3	3-2	6-51	10	21	2	28-29	0	1	0	16	258

Date	Opponent	Punting										Field Goals			Kickoffs				
		no.	yds	avg	long	blkd	tb	fc	50+	120	md-att	long	blkd	no.	yds	avg	tb	ob	
Sep 0	MOREHEAD STATE	1	41	41.0	41	0	0	1	0	1	1-1	28	0	13	826	63.5	3	0	
Sep 1	CENTRAL CONN. S	3	142	47.3	59	0	0	1	1	2	0-0	0	0	9	570	63.3	4	0	
Sep 1	at North Carolina	4	180	45.0	57	0	1	1	1	3	0-1	0	0	5	287	57.4	2	0	
Sep 2	at Maine	6	203	33.8	50	0	0	1	1	2	1-1	31	0	6	348	58.0	1	0	
Oct 01	DELAWARE	2	72	36.0	38	0	0	2	0	1	1-2	19	0	8	475	59.4	0	0	
Oct 08	WILLIAM & MARY	2	100	50.0	66	0	0	1	1	2	1-2	33	0	6	382	63.7	4	0	
Oct 15	at New Hampshire	5	235	47.0	55	0	2	1	1	1	0-0	0	0	7	410	58.6	0	0	
Oct 29	RHODE ISLAND	3	147	49.0	53	0	0	3	2	0	0-0	0	0	13	815	62.7	6	0	
Nov 0	at Richmond	0	0	0.0	0	0	0	0	0	0	2-3	25	0	9	566	62.9	0	0	
Nov 1	at Villanova	4	170	42.5	48	0	0	2	0	0	2-4	27	0	5	311	62.2	1	0	
Nov 1	ELON	1	41	41.0	41	0	0	1	0	1	2-2	23	0	11	690	62.7	5	0	
		31	1331	42.9	66	0	3	14	7	13	10-16	33	0	92	5680	61.7	26	0	
Opponents		56	2256	40.3	59	0	2	13	10	13	4-6	37	1	47	2698	57.4	12	5	

2016 STATISTICS



2016 James Madison Football James Madison Opponent Game-by-Game (Nov 19, 2016) All games



OPPONENT STATISTICS

		Rushing				Receiving				Passing				Kick Returns				Punt Returns				tot		
Date	Opponent	no.	yds	td	lg	no.	yds	td	lg	cmp	att	int	yds	td	lg	no.	yds	td	lg	no.	yds	td	lg	off
Sep 03	MOREHEAD STATE	28	57	1	14	15	125	0	27	15-28-3	125	0	27	10	140	0	19	0	0	0	0	0	0	182
Sep 10	CENTRAL CONN. STAT	25	67	0	9	20	157	2	47	20-35-0	157	2	47	5	74	0	24	2	6	0	6	6	6	224
Sep 17	at North Carolina	32	173	5	23	29	462	3	75	29-33-0	462	3	75	3	66	0	24	1	13	0	13	13	635	
Sep 24	at Maine	36	103	3	23	13	238	0	40	13-22-3	238	0	40	5	112	0	61	2	6	0	6	6	341	
Oct 01	DELAWARE	39	312	3	45	9	125	0	25	9-20-1	125	0	25	8	151	0	28	0	0	0	0	0	0	437
Oct 08	WILLIAM & MARY	44	205	2	32	14	157	1	46	14-21-1	157	1	46	2	52	0	31	0	0	0	0	0	0	362
Oct 15	at New Hampshire	30	57	2	11	44	512	3	42	44-70-0	512	3	42	7	111	0	30	2	37	0	28	28	569	
Oct 29	RHODE ISLAND	26	97	0	28	4	12	0	6	4-25-5	12	0	6	7	210	1	99	0	0	0	0	0	0	109
Nov 05	at Richmond	29	116	1	58	28	435	5	42	28-43-0	435	5	42	9	171	0	21	0	0	0	0	0	0	551
Nov 12	at Villanova	31	168	1	56	12	71	0	13	12-31-4	71	0	13	4	71	0	22	2	9	0	9	9	9	239
Nov 19	ELON	41	205	1	41	11	132	1	56	11-23-0	132	1	56	6	110	0	32	0	0	0	0	0	0	337
		361	1560	19	58	199	2426	15	75	199-351-1	2426	15	75	66	126	1	99	9	71	0	28	28	3986	
James Madison		553	3268	42	85	185	2474	22	70	185-261-6	2474	22	70	31	583	0	38	14	416	4	76	76	5742	

Games: 11 • Avg/rush: 4.3 • Avg/catch: 12.2 • Pass eff: 119.17 • KR avg: 19.2 • PR avg: 7.9 • All purpose avg/game: 488.7 • Total offense

Date	Opponent	Tackles				Sacks		Fumble		Pass Defense			blkd	PAT Attempts			off	
		ua	a	total	tfl-yds	no-yds	ff	fr-yds	int-yds	qbk	brup	kick	kick	rush	rcv	saf	t/o	pts
Sep 0	MOREHEAD STATE	30	84	114	2.0-13	1.0-7	1	0-0	1-13	0	1	0	1-1	0	0	0	0	7
Sep 1	CENTRAL CONN. S	39	50	89	4.0-7	1.0-3	0	1-0	1-15	0	0	0	3-3	0	0	0	7	21
Sep 1	at North Carolina	52	36	88	7.0-21	3.0-13	0	0-0	0-0	3	7	0	8-8	0	0	0	0	56
Sep 2	at Maine	32	50	82	5.0-14	3.0-10	0	0-0	1-0	0	3	0	2-2	0	0	0	0	20
Oct 01	DELAWARE	46	22	68	2.0-3	0.0-0	0	0-0	0-0	2	1	1	2-2	0	0	0	0	20
Oct 08	WILLIAM & MARY	49	28	77	2.0-4	0.0-0	0	0-0	1-23	1	2	0	3-3	0	0	0	3	24
Oct 15	at New Hampshire	36	30	66	3.0-6	0.0-0	1	1-2	0-0	0	2	0	1-2	0	1	0	6	39
Oct 29	RHODE ISLAND	46	46	92	6.0-12	0.0-0	0	0-0	0-0	1	1	0	1-1	0	0	0	0	7
Nov 0	at Richmond	27	66	93	3.0-4	0.0-0	1	1-0	0-0	2	3	1	4-4	0	0	0	0	43
Nov 1	at Villanova	47	22	69	11.0-32	1.0-6	0	0-0	2-0	0	1	0	1-1	0	0	0	0	7
Nov 1	ELON	41	26	67	2.0-4	0.0-0	0	0-0	0-0	1	0	0	2-2	0	0	0	0	14
		445	460	905	47.0-120	9.0-39	3	3-2	6-51	10	21	2	28-29	0	1	0	16	258
James Madison		363	398	761	43.0-185	15.0-111	6	6-6	17-209	21	49	2	67-69	1	0	0	101	525

Date	Opponent	Punting										Field Goals			Kickoffs				
		no.	yds	avg	long	bkld	tb	fc	50+	i20	md-att	long	bkld	no.	yds	avg	tb	ob	
Sep 0	MOREHEAD STATE	8	308	38.5	57	0	0	3	1	1	0-0	0	0	2	76	38.0	0	2	
Sep 1	CENTRAL CONN. S	9	332	36.9	47	0	0	1	0	1	0-0	0	0	4	255	63.8	2	0	
Sep 1	at North Carolina	1	41	41.0	41	0	0	1	0	1	0-0	0	0	9	591	65.7	5	0	
Sep 2	at Maine	4	197	49.2	59	0	1	0	2	0	0-0	0	0	4	211	52.8	0	0	
Oct 01	DELAWARE	4	166	41.5	57	0	1	0	1	1	0-1	0	0	4	244	61.0	3	0	
Oct 08	WILLIAM & MARY	4	165	41.2	55	0	0	1	1	1	1-1	37	0	5	269	53.8	0	2	
Oct 15	at New Hampshire	4	165	41.2	50	0	0	2	1	2	2-2	37	0	5	237	47.4	0	0	
Oct 29	RHODE ISLAND	8	350	43.8	55	0	0	1	3	2	0-0	0	0	2	130	65.0	2	0	
Nov 0	at Richmond	2	37	18.5	28	0	0	0	0	0	1-1	27	0	7	392	56.0	0	1	
Nov 1	at Villanova	4	167	41.8	47	0	0	2	0	1	0-1	0	1	2	104	52.0	0	0	
Nov 1	ELON	8	328	41.0	57	0	0	2	1	3	0-0	0	0	3	189	63.0	0	0	
		56	2256	40.3	59	0	2	13	10	13	4-6	37	1	47	2698	57.4	12	5	
James Madison		31	1331	42.9	66	0	3	14	7	13	10-16	33	0	92	5680	61.7	26	0	

2016 STATISTICS



2016 James Madison Football James Madison Overall Individual Statistics (Nov 19, 2016) All games



Rushing	gp-gs	att	gain	loss	net	avg	td	lg	avg/g
Khalid Abdullah	11-11	205	1332	32	1300	6.3	17	85	118.2
Cardon Johnson	9-0	114	710	6	704	6.2	8	52	78.2
Bryan Schor	10-10	91	607	62	545	6.0	9	63	54.5
Trai Sharp	11-0	64	383	11	372	5.8	3	25	33.8
Taylor Woods	11-0	42	246	9	237	5.6	5	59	21.5
John Miller	9-2	5	45	0	45	9.0	0	21	5.0
Cole Johnson	2-1	7	35	6	29	4.1	0	13	14.5
Connor Mitch	5-1	5	19	3	16	3.2	0	9	3.2
Brandon Ravenel	11-11	2	11	0	11	5.5	0	10	1.0
Hunter Etheridge	3-0	2	11	0	11	5.5	0	7	3.7
Rashard Davis	11-9	2	10	0	10	5.0	0	7	0.9
Terrence Alls	11-6	1	7	0	7	7.0	0	7	0.6
Robbie Walker	10-0	2	3	2	1	0.5	0	3	0.1
TEAM	5-0	11	0	20	-20	-1.8	0	0	-4.0
Total	11	553	3419	151	3268	5.9	42	85	297.1
Opponents	11	361	1754	194	1560	4.3	19	58	141.8

Passing	gp-gs	effc	comp	att	in	pct	yds	td	lg	avg/g
Bryan Schor	10-10	178.21	156	213	3	73.2	2026	18	68	202.6
Cole Johnson	2-1	184.91	17	25	2	68.0	317	2	70	158.5
Connor Mitch	5-1	68.89	8	17	1	47.1	68	0	14	13.6
Hunter Etheridge	3-0	216.72	3	5	0	60.0	54	1	28	18.0
Taylor Woods	11-0	505.60	1	1	0	100.	9	1	9	0.8
Total	11	173.72	185	261	6	70.9	2474	22	70	224.9
Opponents	11	119.17	199	351	17	56.7	2426	15	75	220.5

Receiving	gp-gs	no.	yds	avg	td	lg	avg/g
Brandon Ravenel	11-11	34	514	15.1	3	44	46.7
Rashard Davis	11-9	31	345	11.1	2	58	31.4
Terrence Alls	11-6	30	425	14.2	3	54	38.6
Domo Taylor	11-6	24	388	16.2	3	70	35.3
Jonathan Klooster	9-9	18	246	13.7	2	48	27.3
John Miller	9-2	17	173	10.2	1	37	19.2
Khalid Abdullah	11-11	12	120	10.0	2	27	10.9
Daniel Schiele	11-1	4	43	10.8	3	20	3.9
Ishmael Hyman	6-0	4	41	10.2	0	21	6.8
Trai Sharp	11-0	4	36	9.0	1	13	3.3
Cardon Johnson	9-0	2	76	38.0	1	68	8.4
Nick Carlton	7-0	2	41	20.5	0	28	5.9
Taylor Woods	11-0	1	14	14.0	0	14	1.3
Robbie Walker	10-0	1	13	13.0	1	13	1.3
Mitchell Kirsch	11-11	1	-1	-1.0	0	0	-0.1
Total	11	185	2474	13.4	22	70	224.9
Opponents	11	199	2426	12.2	15	75	220.5

Punt Returns	no.	yds	avg	td	lg
Rashard Davis	9	287	31.9	3	76
John Miller	5	129	25.8	1	56
Total	14	416	29.7	4	76
Opponents	9	71	7.9	0	28

Interceptions	no.	yds	avg	td	lg
Raven Greene	5	110	22.0	1	43
Marcell Johnson	2	32	16.0	1	32
Rashad Robinson	2	28	14.0	0	28
Jimmy Moreland	2	-2	-1.0	0	7
Jordan Brown	2	37	18.5	0	37
Taylor Reynolds	2	0	0.0	0	0
Martez Stone	1	1	1.0	0	1
Pat Kagel	1	3	3.0	0	3
Total	17	209	12.3	2	43
Opponents	6	51	8.5	1	23

Kick Returns	no.	yds	avg	td	lg
Robbie Walker	18	387	21.5	0	37
Brandon Ravenel	6	97	16.2	0	24
Terrence Alls	2	9	4.5	0	9
Charles Tutt	2	46	23.0	0	28
Jimmy Moreland	1	38	38.0	0	38
John Miller	1	7	7.0	0	7
Domo Taylor	1	-1	-1.0	0	0
Total	31	583	18.8	0	38
Opponents	66	1268	19.2	1	99

Fumble Returns	no.	yds	avg	td	lg
Charles Tutt	1	6	6.0	1	6
Total	1	6	6.0	1	6
Opponents	1	2	2.0	0	2

2016 STATISTICS



2016 James Madison Football James Madison Overall Individual Statistics (Nov 19, 2016) All games



Scoring	td	fg	PAT				dx	saf	pts
			kick	rush	rcv	pass			
Khalid Abdullah	19	-	-	-	-	-	-	-	114
Tyler Gray	-	10-16	67-69	-	-	-	-	-	97
Bryan Schor	9	-	-	-	-	-	-	-	54
Cardon Johnson	9	-	-	-	-	-	-	-	54
Rashard Davis	5	-	-	-	-	-	-	-	30
Taylor Woods	5	-	-	-	-	-	-	-	30
Trai Sharp	4	-	-	-	-	-	-	-	24
Brandon Ravenel	3	-	-	-	-	-	-	-	18
Terrence Alls	3	-	-	-	-	-	-	-	18
Domo Taylor	3	-	-	-	-	-	-	-	18
Daniel Schiele	3	-	-	-	-	0-1	-	-	18
Jonathan Klooster	2	-	-	-	-	-	-	-	12
John Miller	2	-	-	-	-	-	-	-	12
Robbie Walker	1	-	-	-	-	-	-	-	6
Marcell Johnson	1	-	-	-	-	-	-	-	6
Raven Greene	1	-	-	-	-	-	-	-	6
Charles Tutt	1	-	-	-	-	-	-	-	6
Cole Johnson	-	-	-	1-1	-	-	-	-	2
Total	71	10-16	67-69	1-1	-	0-1	-	-	525
Opponents	36	4-6	28-29	0-1	1	1-5	-	-	258

Total Offense	g	plays	rush	pass	total	avg/g
Bryan Schor	10	304	545	2026	2571	257.1
Khalid Abdullah	11	205	1300	0	1300	118.2
Cardon Johnson	9	114	704	0	704	78.2
Trai Sharp	11	64	372	0	372	33.8
Cole Johnson	2	32	29	317	346	173.0
Taylor Woods	11	43	237	9	246	22.4
Connor Mitch	5	22	16	68	84	16.8
Hunter Etheridge	3	7	11	54	65	21.7
John Miller	9	5	45	0	45	5.0
Brandon Ravenel	11	2	11	0	11	1.0
Rashard Davis	11	2	10	0	10	0.9
Terrence Alls	11	1	7	0	7	0.6
Robbie Walker	10	2	1	0	1	0.1
TEAM	5	11	-20	0	-20	-4.0
Total	11	814	3268	2474	5742	522.0
Opponents	11	712	1560	2426	3986	362.4

Field Goals	fg	pct.	01-19	20-29	30-39	40-49	50-59	lg	blk
Tyler Gray	10-16	62.5	1-1	7-9	2-4	0-2	0-0	33	0
FG Sequence	James Madison				Opponents				
Morehead State	(28)				-				
Central Conn. State	-				-				
North Carolina	39				-				
Maine	(31)				-				
Delaware	43,(19)				49				
William & Mary	(33),21				(37)				
New Hampshire	-				(37),(21)				
Rhode Island	-				-				
Richmond	(25),26,(21)				(27)				
Villanova	34,41,(21),(27)				29				
Elon	(23),(21)				-				

Punting	no.	yds	avg	lg	tb	fc	i20	50+	blk
Gunnar Kane	30	1304	43.4	66	3	14	12	7	0
Bryan Schor	1	30	30.0	30	0	0	1	0	0
Total	31	1334	42.9	66	3	14	13	7	0
Opponents	56	2254	40.3	59	2	13	13	10	0

Kickoffs	no.	yds	avg	tb	ob	ret	net	ydIn
Tyler Gray	92	5686	61.7	26	0			
Total	92	5686	61.7	26	0	19	240.9	24
Opponents	47	2695	57.4	12	5	18	838.6	26

Numbers in (parentheses) indicate field goal was made.

2016 STATISTICS



2016 James Madison Football James Madison Overall Individual Statistics (Nov 19, 2016) All games



All Purpose	g	rush	rcv	pr	kr	ir	total	avg/g
Khalid Abdull	11	1300	120	0	0	0	1420	129.1
Cardon John	9	704	76	0	0	0	780	86.7
Rashard Davi	11	10	345	287	0	0	642	58.4
Brandon Rav	11	11	514	0	97	0	622	56.5
Bryan Schor	10	545	0	0	0	0	545	54.5
Terrence Alls	11	7	425	0	9	0	441	40.1
Trai Sharp	11	372	36	0	0	0	408	37.1
Robbie Walk	10	1	13	0	387	0	401	40.1
Domo Taylor	11	0	388	0	-1	0	387	35.2
John Miller	9	45	173	129	7	0	354	39.3
Taylor Wood	11	237	14	0	0	0	251	22.8
Jonathan Klo	9	0	246	0	0	0	246	27.3
Raven Green	11	0	0	0	0	110	110	10.0
Charles Tutt	11	0	0	0	46	0	46	4.2
Daniel Schiel	11	0	43	0	0	0	43	3.9
Nick Carlton	7	0	41	0	0	0	41	5.9
Ishmael Hym	6	0	41	0	0	0	41	6.8
Jordan Brown	11	0	0	0	0	37	37	3.4
Jimmy Morel	11	0	0	0	38	-2	36	3.3
Marcell Johns	11	0	0	0	0	32	32	2.9
Cole Johnson	2	29	0	0	0	0	29	14.5
Rashad Robi	11	0	0	0	0	28	28	2.5
Connor Mitch	5	16	0	0	0	0	16	3.2
Hunter Etheri	3	11	0	0	0	0	11	3.7
Pat Kagel	5	0	0	0	0	3	3	0.6
Martez Stone	11	0	0	0	0	1	1	0.1
Mitchell Kirc	11	0	-1	0	0	0	-1	-0.1
TEAM	5	-20	0	0	0	0	-20	-4.0
Total	11	3268	2474	416	583	209	6950	631.8
Opponents	11	1560	2426	71	1268	51	5376	488.7

2016 STATISTICS



2016 James Madison Football James Madison Overall Defensive Statistics (Nov 19, 2016) All games



#	Defensive Leaders	gp-gs	Tackles				Sacks no-yds	Pass defense			Fumbles		blkd	
			ua	a	tot	tfl/yds		int-yds	brup	qbh	rcv-yds	ff	kick	saf
49	Brandon Hereford	11-5	44	39	83	6.5-17	1.0-7	.	4	2
33	Gage Steele	9-8	35	37	72	2.0-5	0.5-3	.	2	2
44	Jordan Brown	11-11	41	28	69	2.0-17	1.0-13	2-37	5
5	Raven Greene	11-11	22	31	53	1.0-1	.	5-110	6	.	1-0	.	.	.
14	Taylor Reynolds	10-9	24	15	39	3.5-11	.	2-0	8
93	Andrew Ankrah	11-11	17	21	38	5.0-22	2.5-14	.	2	2	.	1	.	.
22	Rashad Robinson	11-11	24	12	36	0.5-1	.	2-28	4
94	Cornell Urquhart	11-11	9	24	33	1.0-4	.	.	2	2	.	.	1	.
2A	Dimitri Holloway	8-7	9	23	32	1.5-4	1	.	.
37	Jimmy Moreland	11-2	18	12	30	.	.	2--2	2	.	1-0	.	.	.
91	Martez Stone	11-1	11	18	29	5.0-16	2.0-5	1-1	1	2
9	Kyre Hawkins	11-7	13	16	29	0.5-1
74	Simeyon Robinson	10-10	11	16	27	7.5-44	4.0-36	.	3	1	.	.	1	.
26	Curtis Oliver	11-0	20	6	26	2.5-28	2.5-28	.	3	1
35	Marcell Johnson	11-0	13	9	22	.	.	2-32	.	.	.	2	.	.
23	Charles Tutt	11-1	11	10	21	.	.	.	3	.	2-6	1	.	.
24	Justin Wellons	11-4	5	14	19	1.0-1	1-0	.	.	.
46	David Ezeagwu	11-0	4	11	15	1.5-5	1.5-5	.	.	1
97	John Daka	9-0	4	8	12	1.5-7	.	.	.	1
43	Bryce Maginley	11-0	5	5	10	1	.	.
84	Brandon Brown	11-6	1	9	10	5
30	Adam Smith	11-0	3	5	8
36	Robert Carter Jr.	11-0	4	3	7
47	Darrious Carter	11-5	2	5	7	0.5-1	.	.	2	2	1-0	.	.	.
20	Taylor Woods	11-0	3	2	5
34	Justin Bethea	8-0	3	2	5	.	.	.	1
31	Kirk Robinette	10-0	.	4	4
27	Pat Kagel	5-0	.	3	3	.	.	1-3
65	Dorrius Rodgers	5-0	1	2	3
29	Steve Smallwood	2-0	.	3	3
21	Robert Branch	5-0	.	2	2
28	Grant Westbrook	11-0	1	1	2
52	Nick Michalski	1-0	.	1	1
41	Brett Siegel	11-0	.	1	1
2	Connor Mitch	5-1	1	.	1
99	Gunnar Kane	10-0	1	.	1
39	Robbie Walker	10-0	1	.	1
76	Mitchell Kirsch	11-11	1	.	1
17	Bryan Schor	10-10	1	.	1
6	Rashard Davis	11-9	1
Total		11	363	398	761	43-185	15-111	17-209	49	21	6-6	6	2	.
Opponents		11	445	460	905	47-120	9-39	6-51	21	10	3-2	3	2	.

2016 STATISTICS



2016 James Madison Football James Madison Game Superlatives (Nov 19, 2016) All games



INDIVIDUAL GAME HIGHS

Rushes	33	Khalid Abdullah at Villanova (Nov 12, 2016)
Yards Rushing	194	Khalid Abdullah vs William & Mary (Oct 08, 2016)
TD Rushes	3	Taylor Woods vs Morehead State (Sep 03, 2016)
	3	Bryan Schor vs Morehead State (Sep 03, 2016)
	3	Bryan Schor vs Delaware (Oct 01, 2016)
	3	Khalid Abdullah vs William & Mary (Oct 08, 2016)
Long Rush	85	Khalid Abdullah at Maine (Sep 24, 2016)
Pass attempts	28	Bryan Schor at Richmond (Nov 05, 2016)
Pass completions	22	Bryan Schor at Richmond (Nov 05, 2016)
Yards Passing	309	Bryan Schor vs Rhode Island (Oct 29, 2016)
TD Passes	5	Bryan Schor vs Rhode Island (Oct 29, 2016)
Long Pass	70	Cole Johnson vs Elon (Nov 19, 2016)
Receptions	6	Brandon Ravenel vs Central Conn. State (Sep 10, 2016)
	6	Domo Taylor at North Carolina (Sep 17, 2016)
	6	Terrence Alls at Richmond (Nov 05, 2016)
Yards Receiving	114	Domo Taylor vs Elon (Nov 19, 2016)
TD Receptions	3	Daniel Schiele vs Rhode Island (Oct 29, 2016)
Long Reception	70	Domo Taylor vs Elon (Nov 19, 2016)
Field Goals	2	Tyler Gray at Richmond (Nov 05, 2016)
	2	Tyler Gray at Villanova (Nov 12, 2016)
	2	Tyler Gray vs Elon (Nov 19, 2016)
Long Field Goal	33	Tyler Gray vs William & Mary (Oct 08, 2016)
Punts	5	Gunnar Kane at Maine (Sep 24, 2016)
	5	Gunnar Kane at New Hampshire (Oct 15, 2016)
Punting Avg	50.0	Gunnar Kane vs William & Mary (Oct 08, 2016)
Long Punt	66	Gunnar Kane vs William & Mary (Oct 08, 2016)
Punts inside 20	3	Gunnar Kane at North Carolina (Sep 17, 2016)
Long Punt Return	76	Rashard Davis vs Morehead State (Sep 03, 2016)
	76	Rashard Davis vs Elon (Nov 19, 2016)
Long Kickoff Return	38	Jimmy Moreland at Richmond (Nov 05, 2016)
Tackles	16	Jordan Brown at New Hampshire (Oct 15, 2016)
Sacks	1.5	Simeyon Robinson at Maine (Sep 24, 2016)
	1.5	Curtis Oliver at New Hampshire (Oct 15, 2016)
	1.5	Andrew Ankrah at Richmond (Nov 05, 2016)
Tackles For Loss	4.5	Simeyon Robinson at Maine (Sep 24, 2016)
Interceptions	2	Raven Greene vs Rhode Island (Oct 29, 2016)

2016 STATISTICS



2016 James Madison Football James Madison Game Superlatives (Nov 19, 2016) All games



TEAM GAME HIGHS

Rushes	74	vs Morehead State (Sep 03, 2016)
Yards Rushing	498	vs Morehead State (Sep 03, 2016)
Yards Per Rush	8.7	vs Delaware (Oct 01, 2016)
TD Rushes	10	vs Morehead State (Sep 03, 2016)
Pass attempts	36	at North Carolina (Sep 17, 2016)
Pass completions	22	at North Carolina (Sep 17, 2016)
	22	at Richmond (Nov 05, 2016)
Yards Passing	337	vs Elon (Nov 19, 2016)
Yards Per Pass	19.8	vs Elon (Nov 19, 2016)
TD Passes	5	vs Rhode Island (Oct 29, 2016)
Total Plays	87	vs Morehead State (Sep 03, 2016)
Total Offense	699	vs Elon (Nov 19, 2016)
Yards Per Play	10.9	vs Elon (Nov 19, 2016)
Points	84	vs Rhode Island (Oct 29, 2016)
Sacks By	4	at Maine (Sep 24, 2016)
First Downs	34	vs Morehead State (Sep 03, 2016)
Penalties	12	vs Central Conn. State (Sep 10, 2016)
Penalty Yards	104	vs Central Conn. State (Sep 10, 2016)
Turnovers	2	vs Central Conn. State (Sep 10, 2016)
	2	at Villanova (Nov 12, 2016)
Interceptions By	5	vs Rhode Island (Oct 29, 2016)
Punts	6	at Maine (Sep 24, 2016)
Punting Avg	50.0	vs William & Mary (Oct 08, 2016)
Long Punt	66	vs William & Mary (Oct 08, 2016)
Punts inside 20	3	at North Carolina (Sep 17, 2016)
Long Punt Return	76	vs Morehead State (Sep 03, 2016)
	76	vs Elon (Nov 19, 2016)

2016 STATISTICS



2016 James Madison Football James Madison Game Superlatives (Nov 19, 2016) All games



OPPONENT INDIVIDUAL GAME HIGHS

Rushes	31	K. ANDERSON, vs William & Mary (Oct 08, 2016)
Yards Rushing	149	K. ANDERSON, vs William & Mary (Oct 08, 2016)
TD Rushes	3	Logan, T, at North Carolina (Sep 17, 2016)
Long Rush	58	D. Thompson, at Richmond (Nov 05, 2016)
Pass attempts	49	Knight,Trevor, at New Hampshire (Oct 15, 2016)
Pass completions	31	Knight,Trevor, at New Hampshire (Oct 15, 2016)
Yards Passing	435	Kyle Lauletta, at Richmond (Nov 05, 2016)
TD Passes	5	Kyle Lauletta, at Richmond (Nov 05, 2016)
Long Pass	75	Trubisky, M, at North Carolina (Sep 17, 2016)
Receptions	12	Love,Malik, at New Hampshire (Oct 15, 2016)
Yards Receiving	192	O'Connor,Neil, at New Hampshire (Oct 15, 2016)
TD Receptions	1	J. FIELDS, vs Central Conn. State (Sep 10, 2016)
	1	KJ Smith, vs Central Conn. State (Sep 10, 2016)
	1	Howard, B, at North Carolina (Sep 17, 2016)
	1	Hollins, M, at North Carolina (Sep 17, 2016)
	1	Switzer, R, at North Carolina (Sep 17, 2016)
	1	D. DEDMON, vs William & Mary (Oct 08, 2016)
	1	Crossan,Dalton, at New Hampshire (Oct 15, 2016)
	1	Donovan,Rory, at New Hampshire (Oct 15, 2016)
	1	Powell,Jordan, at New Hampshire (Oct 15, 2016)
	1	Brian Brown, at Richmond (Nov 05, 2016)
	1	D. Thompson, at Richmond (Nov 05, 2016)
	1	Jay Palmer, at Richmond (Nov 05, 2016)
	1	Will McCombs, at Richmond (Nov 05, 2016)
	1	Tyler Wilkins, at Richmond (Nov 05, 2016)
	1	E. BORDERS, vs Elon (Nov 19, 2016)
Long Reception	75	Switzer, R, at North Carolina (Sep 17, 2016)
Field Goals	2	Ellman,Morgan, at New Hampshire (Oct 15, 2016)
Long Field Goal	37	K. HOOPER, vs William & Mary (Oct 08, 2016)
	37	Ellman,Morgan, at New Hampshire (Oct 15, 2016)
Punts	8	B. DESAUTELS, vs Central Conn. State (Sep 10, 2016)
	8	O. GRAYBAR, vs Rhode Island (Oct 29, 2016)
	8	D. PETRONI, vs Elon (Nov 19, 2016)
Punting Avg	49.2	DeMartini, Jame, at Maine (Sep 24, 2016)
Long Punt	59	DeMartini, Jame, at Maine (Sep 24, 2016)
Punts inside 20	3	D. PETRONI, vs Elon (Nov 19, 2016)
Long Punt Return	28	DeAndrade,C., at New Hampshire (Oct 15, 2016)
Long Kickoff Return	99	H. COOPER, vs Rhode Island (Oct 29, 2016)
Tackles	14	Mulumba Tshiman, at Maine (Sep 24, 2016)
Sacks	2.0	Mulumba Tshiman, at Maine (Sep 24, 2016)
Tackles For Loss	3.5	Calitro, A., at Villanova (Nov 12, 2016)
Interceptions	1	S. WELLONS, vs Morehead State (Sep 03, 2016)
	1	N. BROWN, vs Central Conn. State (Sep 10, 2016)
	1	Hart, Darrius, at Maine (Sep 24, 2016)
	1	C. PARKER, vs William & Mary (Oct 08, 2016)
	1	Reaves, M., at Villanova (Nov 12, 2016)
	1	Rolle, R., at Villanova (Nov 12, 2016)

2016 STATISTICS



2016 James Madison Football James Madison Game Superlatives (Nov 19, 2016) All games



OPPONENT TEAM GAME HIGHS

Rushes	44	vs William & Mary (Oct 08, 2016)
Yards Rushing	312	vs Delaware (Oct 01, 2016)
Yards Per Rush	8.0	vs Delaware (Oct 01, 2016)
TD Rushes	5	at North Carolina (Sep 17, 2016)
Pass attempts	70	at New Hampshire (Oct 15, 2016)
Pass completions	44	at New Hampshire (Oct 15, 2016)
Yards Passing	512	at New Hampshire (Oct 15, 2016)
Yards Per Pass	14.0	at North Carolina (Sep 17, 2016)
TD Passes	5	at Richmond (Nov 05, 2016)
Total Plays	100	at New Hampshire (Oct 15, 2016)
Total Offense	635	at North Carolina (Sep 17, 2016)
Yards Per Play	9.8	at North Carolina (Sep 17, 2016)
Points	56	at North Carolina (Sep 17, 2016)
Sacks By	3	at North Carolina (Sep 17, 2016)
	3	at Maine (Sep 24, 2016)
First Downs	34	at New Hampshire (Oct 15, 2016)
Penalties	10	at North Carolina (Sep 17, 2016)
Penalty Yards	110	at North Carolina (Sep 17, 2016)
Turnovers	6	vs Rhode Island (Oct 29, 2016)
Interceptions By	2	at Villanova (Nov 12, 2016)
Punts	9	vs Central Conn. State (Sep 10, 2016)
Punting Avg	49.2	at Maine (Sep 24, 2016)
Long Punt	59	at Maine (Sep 24, 2016)
Punts inside 20	3	vs Elon (Nov 19, 2016)
Long Punt Return	28	at New Hampshire (Oct 15, 2016)

2016 GAME SUMMARIES

Game 1: #12 James Madison 80, Morehead State 7

	1	2	3	4	Score
MOREHEAD STATE	0	7	0	0	7
JAMES MADISON	28	24	21	7	80

Sept. 3, 2016 | Bridgeforth Stadium | Harrisonburg, Va. | Attendance: 23,626

SCORING SUMMARY

1st	10:35	JMU	Abdullah 1 yd run (Gray kick)	
			12 plays, 65 yards, TOP 4:25	7-0
	08:21	JMU	Johnson 1 yd run (Gray kick)	
			5 plays, 66 yards, TOP 1:16	14-0
	06:53	JMU	Schor 1 yd run (Gray kick)	
			3 plays, 14 yards, TOP 0:46	21-0
	00:52	JMU	Schor 4 yd run (Gray kick)	
			7 plays, 83 yards, TOP 2:41	28-0
2nd	13:01	JMU	Sharp 13 yd run (Gray kick)	
			1 play, 13 yards, TOP 0:06	35-0
	09:56	JMU	Woods 12 yd run (Gray kick)	
			5 plays, 62 yards, TOP 1:50	42-0
	07:40	JMU	Schor 17 yd run (Gray kick)	
			3 plays, 14 yards, TOP 0:54	49-0
	03:46	MOR	Jones 1 yd run (Ward kick)	
			12 plays, 83 yards, TOP 3:49	49-7
	00:04	JMU	Gray 28 yd field goal	
			12 plays, 54 yards, TOP 3:42	52-7
3rd	11:15	JMU	Johnson 2 yd run (Gray kick)	
			5 plays, 41 yards, TOP 1:56	59-7
	08:46	JMU	Davis 76 yd punt return (Gray kick)	
				66-7
	03:01	JMU	Woods 6 yd run (Gray kick)	
			11 plays, 61 yards, TOP 4:21	73-7
4th	11:17	JMU	Woods 14 yd run (Gray kick)	
			8 plays, 51 yards, TOP 3:18	80-7

#12 Dukes Tally Program-Record 80 Points in Opener

HARRISONBURG, Va. – James Madison broke its program record for points scored in a single game, as the 12th-ranked Dukes opened the 2016 football season with an 80-7 victory against Morehead State Saturday evening at Bridgeforth Stadium/Zane Showker Field.

JMU scored a touchdown on each of its first seven drives and produced points on the first 11 drives to mount a massive 73-7 lead after three quarters. The Dukes' final scoring drive, a 14-yard rush by junior running back Taylor Woods, gave them 80 points to break the previous record of 76 points, scored back on Sept. 2, 1995 against Morgan State.

The 73-point triumph was the largest margin of victory as well, surpassing the 16-year old record of 72 (72-0) versus Lock Haven back in 2000. Ten of JMU's 11 touchdowns came on the ground, also a school record, and was one rushing score shy of the FCS record, set by Georgia Southern in 2004.

Junior quarterback Bryan Schor rushed for a game-high 129 yards and three touchdowns, both career highs, while throwing for 109 more on 8-of-11 passing. The Dukes had three players rush for 100 yards, as sophomore Trai Sharp ran for a career-high 110 yards and redshirt junior Cardon Johnson added 104 yards with a pair of scored. Nearing the century was Woods, who produced 89 rushing yards and three touchdowns, both career bests.

Senior safety Raven Greene led the defense with a team-best seven tackle while recovering a fumble and intercepting a pass. Both turnovers later produced JMU scores. Junior safety Marcell Johnson and redshirt sophomore corner Jimmy Moreland also notched interceptions in the win. JMU forced MSU into five turnovers, resulting in 28 points off takeaways. The Dukes limited the Eagles to just 182 yards of total offense, including 57 rushing yards against.

JMU gained 607 yards of total offense on 498 yards rushing and 109 passing. The 498 rushing yards were just three shy of tying the program record. It was, however, JMU's Division I record, surpassing the previous record of 442 against Towson State on Oct. 12, 1991.

The Dukes opened the game scoring four rushing touchdowns, two by Schor, to take a 28-0 lead. The 28 points in the opening 15 was the most scored by JMU in first-quarter history. JMU added three more rushing scores and a Tyler Gray field goal to take a program-best 52-7 advantage into the locker room.

After the break, JMU added three more touchdowns, including a 76-yard punt return by Rashard Davis to take a commanding 73-7 lead after three quarters. Woods capped off his career night by scoring his third touchdown with 11:17 remaining, which gave JMU the program record for points in a game.



Quickie Statistics (Final)	
Morehead State vs #12 James Madison (Sep 03, 2016 at Harrisonburg, Va.)	
JMU	CAA
	MOR JMU
Score	7 80
FIRST DOWNS	10 34
RUSHES-YARDS (NET)	28-57 74-498
PASSING YDS (NET)	125 109
Passes Att-Comp-Int	28-15-3 13-8-1
TOTAL OFFENSE PLAYS-YARDS	56-182 87-607
Fumble Returns-Yards	0-0 0-0
Punt Returns-Yards	0-0 1-76
Kickoff Returns-Yards	10-140 0-0
Interception Returns-Yards	1-13 3-40
Punts (Number-Avg)	8-38.5 1-41.0
Fumbles-Lost	5-2 1-0
Penalties-Yards	6-45 7-60
Possession Time	25:57 34:03
Third-Down Conversions	2 of 13 9 of 11
Fourth-Down Conversions	0 of 0 0 of 0
Red-Zone Scores-Chances	1-1 11-11
Morehead State	
Rushing	No. Gain Loss Net TD Lg Avg
Lawrence Jones	11 55 7 48 0 14 4.4
Ryan Watkins	9 25 0 25 0 7 2.8
Trevor Jones	4 6 0 6 1 2 1.5
Austin Gahafer	4 0 22 -22 0 0 -5.5
Passing	C-A-I Yds TD Long Sack
Austin Gahafer	15-27-2 125 0 27 0
Jack Sherry	0-1-1 0 0 0 0
Receiving	No. Yards TD Long
Jake Raymond	6 54 0 27
Marcus Floyd	2 17 0 12
Christian Robins	2 15 0 9
Darius Pritchett	1 15 0 15
Punting	No. Yds Avg Long In20 TB
Pat Disalvio	7 291 41.6 57 1 0
TEAM	1 17 17.0 17 0 0
Punt Returns	No. Yards TD Long
Christian Robins	5 60 0 18
Trevor Jones	3 46 0 18
Kick Returns	No. Yards TD Long
Christian Robins	5 60 0 18
Trevor Jones	3 46 0 18
Tackles	UA-A Total Sacks TFL
Sayyid Kanu	5-4 9 0.0 0.0
Dominic Iori	3-6 9 0.0 0.0
James Madison	
Rushing	No. Gain Loss Net TD Lg Avg
Bryan Schor	10 136 7 129 3 63 12.9
Trai Sharp	15 110 0 110 1 25 7.3
Cardon Johnson	19 104 0 104 2 17 5.5
Taylor Woods	15 95 6 89 3 15 5.9
Passing	C-A-I Yds TD Long Sack
Bryan Schor	8-11-0 109 0 37 1
Connor Mitch	0-2-1 0 0 0 0
Receiving	No. Yards TD Long
Rashard Davis	3 40 0 21
Brandon Ravenel	2 18 0 15
Jonathan Kloosterman	2 14 0 8
Domo Teylerman	1 37 0 37
Punting	No. Yds Avg Long In20 TB
Gunnar Kane	1 41 41.0 41 1 0
Punt Returns	No. Yards TD Long
Rashard Davis	1 76 1 76
Kick Returns	No. Yards TD Long
Rashard Davis	1 76 1 76
Tackles	UA-A Total Sacks TFL
Raven Greene	2-5 7 0.0 0.0
Andrew Ankrh	1-5 6 0.0 0.0
Qtr Time Scoring Play	V-H
1st 10:35	JMU - Khalid Abdullah 1 yd run (Tyler Gray kick), 12-65 4:25 0 - 7
08:21	JMU - Cardon Johnson 1 yd run (Tyler Gray kick), 5-66 1:16 0 - 14
06:53	JMU - Bryan Schor 1 yd run (Tyler Gray kick), 3-14 0:46 0 - 21
00:52	JMU - Bryan Schor 4 yd run (Tyler Gray kick), 7-83 2:41 0 - 28
2nd 13:01	JMU - Trai Sharp 13 yd run (Tyler Gray kick), 1-13 0:06 0 - 35
09:56	JMU - Taylor Woods 12 yd run (Tyler Gray kick), 5-62 1:50 0 - 42
07:40	JMU - Bryan Schor 17 yd run (Tyler Gray kick), 3-14 0:54 0 - 49
03:46	MOR - Trevor Jones 1 yd run (Matt Ward kick), 12-83 3:49 7 - 49
00:04	JMU - Tyler Gray 28 yd field goal, 12-54 3:42 7 - 52
3rd 11:15	JMU - Cardon Johnson 2 yd run (Tyler Gray kick), 5-41 1:56 7 - 59
08:46	JMU - Rashard Davis 76 yd punt return (Tyler Gray kick) 7 - 66
03:01	JMU - Taylor Woods 6 yd run (Tyler Gray kick), 11-61 4:21 7 - 73
4th 11:17	JMU - Taylor Woods 14 yd run (Tyler Gray kick), 8-51 3:18 7 - 80

2016 GAME SUMMARIES

Game #2: #12 James Madison 56, CCSU 21

	1	2	3	4	Score
CCSU	0	7	14	0	21
JAMES MADISON	21	14	7	14	56

Sept. 10, 2016 | Bridgeforth Stadium | Harrisonburg, Va. | Attendance: 20,636

SCORING SUMMARY

1st	12:34	JMU	Taylor 21 yd pass from Schor (Gray kick)	
			6 plays, 75 yards, TOP 2:26	7-0
	06:57	JMU	Abdullah 11 yd pass from Schor (Gray kick)	
			8 plays, 64 yards, TOP 3:49	14-0
	01:25	JMU	Johnson 2 yd run (Gray kick)	
			9 plays, 54 yards, TOP 4:00	21-0
2nd	12:41	CCSU	Smith 4 yd pass from Dolegala (Groth kick)	
			8 plays, 84 yards, TOP 3:38	21-7
	06:29	JMU	Ravenel 3 yd pass from Schor (Gray kick)	
			13 plays, 74 yards, TOP 6:06	28-7
	01:47	JMU	Abdullah 10 yd run (Gray kick)	
			8 plays, 67 yards, TOP 3:06	35-7
3rd	11:35	JMU	Davis 75 yd punt return (Gray kick)	
				42-7
	06:46	CCSU	Fields 17 yd pass from Dolegala (Groth kick)	
			10 plays, 80 yards, TOP 4:45	42-14
	01:22	CCSU	Brown 15 yd interception (Groth kick)	
				42-21
4th	13:58	JMU	Johnson 2 yd run (Gray kick)	
			8 plays, 75 yards, TOP 2:24	49-21
	05:44	JMU	Miller 56 yd punt return (Gray kick)	
				56-21

#12 Dukes Top CCSU 56-21 To Improve To 2-0

HARRISONBURG, Va. – James Madison football continued its record-breaking offensive performance as the 12th-ranked Dukes topped Central Connecticut State 56-21 on Saturday evening at Bridgeforth Stadium/Zane Showker Field.

Scoring 136 points over the first two games of the season, JMU set a new program record for points scored over a two-game span, topping the previous record of 118 set between the Dukes' 2015 FCS playoff loss to Colgate and the 2016 record-breaking season opener against Morehead State.

JMU had a pair of running backs eclipse the century mark as redshirt junior Cardon Johnson rushed for a game-high 121 yards on 16 carries with two touchdowns. Senior Khalid Abdullah racked up 113 yards over 18 carries for a touchdown while also adding an 11-yard touchdown reception. Johnson went over 100 for the second straight game and sixth time of his career, while Abdullah, who became the 14th Duke in program history to run for over 2,000 career yards, hit 100 in a game for the fifth time at JMU.

JMU scored a touchdown on each of its first five drives to mount a 35-7 lead at halftime. The Dukes tacked on 21 additional points in the second half, which included back-to-back punt returns for touchdowns by senior wide receiver Rashard Davis and junior wide receiver John Miller. The two returns for scores tied the Dukes' single-game record for punt returns, originally set against Virginia back in 1983.

Junior quarterback Bryan Schor sparked the Dukes to a 21-0 lead with a pair of first-quarter touchdown passes as JMU outgained the Blue Devils 193-61 in the opening stanza. Schor opened Saturday's contest 12-for-12 and had a career-high three passing touchdowns by the break. The Milford, Pa., native closed the night 17-for-21 for 205 yards, three touchdowns and one interception, while adding 33 rushing yards on six carries.

CCSU closed the gap in the third quarter with two touchdowns, including a 15-yard Schor interception return by Najae Brown for a score. The Dukes capped the fourth quarter with two scores, including Miller's 56-yard punt return. With Davis and Miller's returns, JMU has punt returns for touchdowns in back-to-back games for the first time since the 2008 season and has scored on all three returns this year.

Defensively, JMU was led by junior linebacker Brandon Hereford, who racked up a 12 tackles (seven solo) with two tackles for loss. Sophomore linebacker Dimitri Holloway added eight tackles. The JMU defense limited CCSU offense to 224 total yards, while holding it to 3-for-15 on third downs. JMU outgained CCSU by nearly 300 yards after rushing for 312 yards on 55 carries, averaging 5.7 per run.



JMU

Quickie Statistics (Final)

Central Connecticut vs #15 James Madison (Aug 31, 2013 at Harrisonburg, Va.)

CAA
FEDERAL

Score					
First Downs					
Rushes-Yards (Net)					
Passing Yds (Net)					
Passes Att-Comp-Int					
TOTAL OFFENSE PLAYS-YARDS					
Fumble Returns-Yards					
Punt Returns-Yards					
Kickoff Returns-Yards					
Interception Returns-Yards					
Punts (Number-Avg)					
Fumbles-Lost					
Penalties-Yards					
Possession Time					
Third-Down Conversions					
Fourth-Down Conversions					
Red-Zone Scores-Chances					

CSCU	JMU
14	28
15	17
44-129	43-247
132	115
26-11-2	21-10-0
70-261	64-362
1-7	0-0
2-21	2-63
4-104	3-82
0-0	2-86
8-34.8	4-41.5
2-0	3-2
6-60	7-70
36:46	23:14
8 of 20	4 of 10
1 of 2	0 of 0
2-2	4-4

Central Connecticut

Ranking	No.	Gain	Loss	Net	TD	Lg	Avg
Rish Hollowen	27	72	6	66	0	8	2.4
Darius Lee	12	56	0	56	0	10	4.7
Chris Linares	1	18	0	10	0	10	10.0
Andrew Clements	1	4	0	4	0	4	4.0

Passing	C-A-I	Yds	TD	Long	Sack
Andrew Clements	10-24-2	127	1	35	0
TEAM	0-1-0	0	0	0	0

Receiving	No.	Yards	TD	Long
Tyrell Holmes	4	60	1	35
Denzell Jones	2	27	1	14
Scott Benzring	1	29	0	29
Watt Blacklock	1	15	0	15

Punting	No.	Yds	Avg	Long	In20	TD
Ed Groth	8	278	34.8	40	4	0

Punt Returns	No.	Yards	TD	Long
Nick Bacarella	2	21	0	14

Kick Returns	No.	Yards	TD	Long
Nick Bacarella	2	35	0	18
Aaron Berardino	1	17	0	17

Tackles	UA-A	Total	Sacks	TFL
Josh Alzece	3-4	7	0.0	0.5
David Rose	2-5	7	0.0	0.0
Antwanne Reese	2-2	5	0.0	0.0
Elijah Yopp	1-4	5	0.0	0.0

James Madison

Ranking	No.	Gain	Loss	Net	TD	Lg	Avg
Dae'Quan Scott	15	5	2	120	0	42	8.0
Michael Birdsong	9	55	0	55	2	13	6.1
Jauan Lamey	5	33	0	33	0	14	6.6
Ja'naid Lambert	11	33	5	28	0	7	2.5

Passing	C-A-I	Yds	TD	Long	Sack
Michael Birdsong	18-18-0	115	1	35	0
Daniel Schiele	0-3-0	0	0	0	0

Receiving	No.	Yards	TD	Long
Arlandis Harvey	2	32	0	35
Deane Cheatham	2	21	1	11
Richard Davis	1	19	0	19
Dae'Quan Scott	1	14	0	14

Punting	No.	Yds	Avg	Long	In20	TD
Cameron Arnone	4	156	41.5	52	1	0

Punt Returns	No.	Yards	TD	Long
Dae'Quan Scott	2	63	1	54

Kick Returns	No.	Yards	TD	Long
DeAndre' Smith	2	62	0	42
Dejon Simmons	1	20	0	20

Tackles	UA-A	Total	Sacks	TFL
Stephen Robertson	2-10	12	0.0	0.0
Gage Steele	1-11	12	0.0	0.5
Jeremiah Wilkin	2-6	8	0.0	0.0
Dean Marlowe	2-5	7	0.0	0.5

Qtr	Time	Scoring Play	Yds
1st	11:50	JMU - Michael Birdsong 1 yd run (Cameron Starke kick), 9-75 3:10	0 - 7
	00:43	JMU - Michael Birdsong 6 yd run (Quintin Hunter rush failed), 8-47 2:58	0 - 13
2nd	03:13	CSCU - Denzell Jones 14 yd pass from Andrew Clements (Steven Calton kick), 12-71 5:36	7 - 13
	00:42	JMU - Deane Cheatham 3 yd pass from Michael Birdsong (Michael Birdsong rush), 8-45 2:21	7 - 21
3rd	1:31:16	JMU - Dae'Quan Scott 54 yd punt return (Cameron Starke kick)	7 - 29
	09:56	JMU - Cameron Starke 18 yd field goal, 4-3 1:23	7 - 31
4th	08:51	JMU - Taylor Reynolds 51 yd interception return (Cameron Starke kick)	7 - 38
	05:22	CSCU - Tyrell Holmes 5 yd pass from Nick SanGiacomo (Steven Calton kick), 9-55 2:21	14 - 38

2016 GAME SUMMARIES

Game #3: UNC 56, #11 James Madison 28

	1	2	3	4	Score
JAMES MADISON	21	0	7	0	28
NORTH CAROLINA	14	21	14	7	56

Sept. 17, 2016 | Kenan Stadium | Chapel Hill, N.C. | Attendance: 56,000

SCORING SUMMARY

1st	11:12	JMU	Abdullah 1 yd run (Gray kick)	
			9 plays, 82 yards, TOP 3:48	7-0
	08:19	UNC	Logan 6 yd run (Weiler kick)	
			8 plays, 75 yards, TOP 2:53	7-7
	03:44	JMU	Abdullah 1 yd run (Gray kick)	
			11 plays, 75 yards, TOP 4:35	14-7
	03:33	UNC	Switzer 75 yd pass from Trubisky (Weiler kick)	
			1 play, 75 yards, TOP 0:11	14-14
	02:03	JMU	Johnson 68 yd pass from Schor (Gray kick)	
			3 plays, 75 yards, TOP 1:30	21-14
2nd	14:49	UNC	Hood 3 yd run (Weiler kick)	
			7 plays, 82 yards, TOP 2:08	21-21
	10:52	UNC	Hollins 71 yd pass from Trubisky (Weiler kick)	
			4 plays, 82 yards, TOP 1:43	21-28
	01:20	UNC	Howard 12 yd pass from Trubisky (Weiler kick)	
			10 plays, 77 yards, TOP 4:32	21-35
3rd	11:15	UNC	Hood 15 yd run (Weiler kick)	
			9 plays, 72 yards, TOP 3:37	21-42
	05:53	JMU	Schor 3 yd run (Gray kick)	
			13 plays, 75 yards, TOP 5:22	28-42
	03:01	UNC	Logan 7 yd run (Weiler kick)	
			8 plays, 72 yards, TOP 2:47	28-49
4th	11:56	UNC	Logan 5 yd run (Weiler kick)	
			10 plays, 91 yards, TOP 3:46	28-56

First-Quarter Surge Not Enough For Dukes In 56-28 Loss At UNC

CHAPEL HILL, N.C. – James Madison football's offense got out to a fast start, scoring touchdowns on its first three possessions, but was unable to stay with North Carolina, falling 56-28 in the non-conference finale on Saturday afternoon at Kenan Stadium.

The loss, the first of the season for the 11th-ranked Dukes, dropped them to 2-1 this season, while the Tar Heels improved to 2-1. UNC also moved to 3-0 all-time in the series.

Senior running back Khalid Abdullah rushed for a game-high 116 yards and two touchdowns, as he moved into a tie for ninth on JMU's all-time rushing touchdown list (23). He led all players with 154 all-purpose yards, adding a pair of receptions for 38 yards. Junior quarterback Bryan Schor finished 14-for-22 for 218 yards and a touchdown, both in the air and on the ground.

Redshirt junior running back Cardon Johnson tallied 140 all-purpose yards, with 72 rushing and a 68 on a single touchdown reception. Senior Domo Taylor led the receiving corps with a career-high six receptions for 66 yards. The Dukes gained 495 yards of total offense, rushing for 209 yards and passing for 286 more.

The first quarter was nothing short of offensive fireworks as JMU reeled off 222 yards of total offense to take a 21-14 lead. Abdullah scored both of his touchdowns and ran for 62 yards in the opening 15 to pace the offense. The Dukes moved the ball 82 yards on nine plays during the initial possession, with Abdullah's first score giving JMU the early 7-0 lead. After UNC answered back with a touchdown, JMU recaptured the lead at 14-7 when Abdullah punched his second in from a yard out to cap off an 11-play, 75-yard drive with 3:44 to go in the quarter.

UNC answered again, but only three plays later, Schor found a wide-open Johnson in the flats for a 68-yard touchdown. It was a career-long pass and catch for both Schor and Johnson. UNC produced back-to-back touchdowns to take its first lead at 28-21 and later grabbed a 35-21 advantage at halftime. JMU scored on its first drive of the second half, a Schor three-yard touchdown run, to trim the deficit to 42-28, but it would be the closest JMU would get as Carolina added two more scores in the home-opening win for the Heels.

Mitch Trubisky passed for a career-high 432 yards and three touchdowns while Elijah Hood rushed for 106 yards and two scores. T.J. Logan also had three runs for touchdowns, while Ryan Switzer made five catches for 101 yards and a score.

KHALID RUNS WILD

For the second consecutive game and for the sixth time in his career, Khalid Abdullah surpassed the century mark, rushing for 116 yards on 18 carries, averaging 6.4 yards per touch. He also scored two rushing scores against the Tar Heels, moving him into a tie for ninth place on JMU's all-time rushing touchdowns list, with 23, tying Ron Stith (1973-76).



Quickie Statistics (Final)

James Madison vs North Carolina (Sep 17, 2016 at Chapel Hill, NC)



	JMU	NC
Score	28	56
FIRST DOWNS	28	30
RUSHES-YARDS (NET)	50-209	32-173
PASSING YDS (NET)	286	462
Passes Att-Comp-Int	36-22-0	33-29-0
TOTAL OFFENSE PLAYS-YARDS	86-495	65-635
Fumble Returns-Yards	0-0	0-0
Punt Returns-Yards	0-0	1-13
Kickoff Returns-Yards	4-87	3-66
Interception Returns-Yards	0-0	0-0
Punts (Number-Avg)	4-45.0	1-41.0
Fumbles-Lost	0-0	1-1
Penalties-Yards	7-55	10-110
Possession Time	34:43	25:17
Third-Down Conversions	7 of 16	7 of 8
Fourth-Down Conversions	2 of 3	0 of 0
Red-Zone Scores-Chances	3-5	6-6

James Madison

Rushing	No.	Gain	Loss	Net	TD	Lg	Avg
Khalid Abdullah	18	116	0	116	2	27	6.4
Cardon Johnson	15	76	4	72	0	14	4.8
Taylor Woods	6	16	3	13	0	7	2.2
Trai Sharp	4	8	0	8	0	4	2.0

Passing	C-A-I	Yds	TD	Long	Sack
Bryan Schor	14-22-0	218	1	68	3
Connor Mitch	8-14-0	68	0	14	0

Receiving	No.	Yards	TD	Long
Domo Taylor	6	66	0	14
Rashard Davis	3	32	0	19
Terrence Ails	3	23	0	12
Khalid Abdullah	2	38	0	27

Punting	No.	Yds	Avg	Long	In20	TB
Gunnar Kane	4	180	45.0	57	3	1

Punt Returns	No.	Yards	TD	Long

Kick Returns	No.	Yards	TD	Long
Brandon Ravenel	2	41	0	23
Charles Tutt	2	46	0	28

Tackles	UA-A	Total	Sacks	TFL
Brandon Hereford	10-1	11	0.0	1.0
Jimmy Moreland	6-1	7	0.0	0.0

North Carolina

Rushing	No.	Gain	Loss	Net	TD	Lg	Avg
Hood, E	18	106	0	106	2	23	5.9
Logan, T	9	41	0	41	3	7	4.6
Trubisky, M	5	26	0	26	0	14	5.2

Passing	C-A-I	Yds	TD	Long	Sack
Trubisky, M	24-27-0	432	3	75	0
Elliott, N	5-6-0	30	0	20	0

Receiving	No.	Yards	TD	Long
Switzer, R	5	101	1	75
Proehl, A	5	82	0	23
Jackson, T	4	22	0	10
Hollins, M	3	94	1	71

Punting	No.	Yds	Avg	Long	In20	TB
Sheldon, T	1	41	41.0	41	1	0

Punt Returns	No.	Yards	TD	Long
Switzer, R	1	13	0	13

Kick Returns	No.	Yards	TD	Long
Logan, T	3	66	0	24

Tackles	UA-A	Total	Sacks	TFL
Collins, C	5-5	10	0.0	2.0
Miles, D	3-6	9	0.0	0.0

Qtr	Time	Scoring Play	V-H
1st	11:12	JMU - Khalid Abdullah 1 yd run (Tyler Gray kick), 9-82 3:48	7-0
	08:19	NC - Logan, T 6 yd run (Weiler, N kick), 8-75 2:53	7-7
	03:44	JMU - Khalid Abdullah 1 yd run (Tyler Gray kick), 11-75 4:35	14-7
	03:33	NC - Switzer, R 75 yd pass from Trubisky, M (Weiler, N kick), 1-75 0:11	14-14
	02:03	JMU - Cardon Johnson 68 yd pass from Bryan Schor (Tyler Gray kick), 3-75 1:30	21-14
2nd	14:49	NC - Hood, E 3 yd run (Weiler, N kick), 7-82 2:08	21-21
	10:52	NC - Hollins, M 71 yd pass from Trubisky, M (Weiler, N kick), 4-82 1:43	21-28
	01:20	NC - Howard, B 12 yd pass from Trubisky, M (Weiler, N kick), 10-77 4:32	21-35
3rd	11:15	NC - Hood, E 15 yd run (Weiler, N kick), 9-72 3:37	21-42
	05:53	JMU - Bryan Schor 3 yd run (Tyler Gray kick), 13-75 5:22	28-42
	03:01	NC - Logan, T 7 yd run (Weiler, N kick), 8-72 2:47	28-49
4th	11:56	NC - Logan, T 5 yd run (Weiler, N kick), 10-91 3:46	28-56

2016 GAME SUMMARIES

Game #4: #11 James Madison 31, Maine 20

	1	2	3	4	Score
JAMES MADISON	7	3	7	14	31
MAINE	0	13	7	0	20

Sept. 24, 2016 | Alford Stadium | Orono, Maine | Attendance: 8,786

SCORING SUMMARY

1st	11:31	JMU	Abdullah 3 yd run (Gray kick)	
			8 plays, 69 yards, TOP 3:23	7-0
2nd	14:17	MAINE	Edwards 23 yd run (Collins pass failed)	
			6 plays, 80 yards, TOP 2:37	7-6
	09:51	JMU	Gray 31 yd field goal	
			10 plays, 52 yards, TOP 4:18	10-6
	02:28	MAINE	Beckford 2 yd run (Leonard kick)	
			5 plays, 75 yards, TOP 1:41	10-13
3rd	13:09	JMU	Abdullah 85 yd run (Gray kick)	
			3 plays, 92 yards, TOP 1:33	17-13
	09:59	MAINE	Davis-Ray 3 yd run (Leonard kick)	
			8 plays, 75 yards, TOP 3:10	17-20
4th	13:14	JMU	Miller 19 yd pass from Schor (Gray kick)	
			9 plays, 67 yards, TOP 3:41	24-20
	09:44	JMU	Johnson 52 yd run (Gray kick)	
			1 play, 52 yards, TOP 0:09	31-20

Second-Half Surge Lifts #11 Dukes Over Maine, 31-20

ORONO, Maine – Running backs Khalid Abdullah and Cardon Johnson combined for 282 rushing yards and three touchdowns to lead 11th-ranked James Madison (3-1, 1-0 CAA) to a 31-20 comeback victory at Maine (0-3, 0-1) to open Colonial Athletic Association Football play on Saturday afternoon at Alford Stadium.

Trailing 13-10 at the break, the defense produced four sacks and three interceptions, allowing JMU to outscore the Black Bears 21-7 over the final 30 minutes, including a 14-0 ledger in the fourth quarter. JMU limited UM to just 120 yards of total offense in the second half.

Abdullah, a senior, rushed for a career-high 172 yards and two touchdowns while Johnson, a redshirt junior, joined him over the century mark with 110 yards and a score. The rushing attack produced a pair of scoring plays over 50 yards, including an 85 yarder by Abdullah in the third. Junior quarterback Bryan Schor also passed 11-for-22 for 137 yards and a touchdown. Junior receiver John Miller made five catches for 55 yards and a touchdown, while senior Brandon Ravenel reeled in three receptions for a team-best 58 yards, which including a long of 34.

Defensively, junior linebacker Brandon Hereford had a team-best nine tackles while redshirt sophomore cornerback Jimmy Moreland and redshirt junior Simeyon Robinson each had seven stops. Robinson led the charge up front, with a career-best 4.5 tackles for loss, including 1.5 sacks. Robinson's tackle-for-loss total was the most since Stephon Robertson had 5.0 for loss on Oct. 26, 2013. The Dukes forced four second-half turnovers, three by way of interceptions and a turnover-on-downs after JMU had three consecutive sacks.

Down 13-10 entering the second half, redshirt junior corner Jordan Brown intercepted a pass deep downfield on the first play of the third quarter. Three plays later, Abdullah found a hole in the middle and ran 85 yards, a career long, for the touchdown. The fifth-longest run in JMU history put JMU ahead 17-13.

Maine regained the lead on the ensuing drive, but JMU took it back early in the fourth when Schor found a wide-open John Miller over the middle for a 19-yard touchdown pass to make it 24-20. Later in the fourth, senior safety Raven Greene made a one-handed interception to set up JMU near midfield. On the next play, Johnson scampered 52 yards for the score to close the scoring. Maine moved the ball on the next drive but JMU put the game away with three straight sacks to give the ball back to the Dukes.

QUOTING COACH HOUSTON

"Everybody knows in this conference there are no easy wins at all, especially on the road. To be able to come here and get the victory today is a significant achievement for our group."

SECONDARY PARAMOUNT IN ROAD WIN

JMU thwarted two Maine drives in the third quarter, thanks to the secondary. On the initial play of the second half Jordan Brown intercepted a deep pass, leading to a JMU touchdown three plays later. Later in the third, Rashad Robinson picked off his second career pass to keep it a three-point game. Raven Greene made a spectacular one-handed pick in the fourth quarter, leading to a Duke touchdown on the following offensive play.



Quickie Statistics (Final)

#11 James Madison vs Maine (Sep 24, 2016 at Orono, Maine)



	JMU	MAINE
Score	31	20
FIRST DOWNS	20	18
RUSHES-YARDS (NET)	47-293	36-103
PASSING YDS (NET)	137	238
Passes Att-Comp-Int	22-12-1	22-13-3
TOTAL OFFENSE PLAYS-YARDS	69-430	58-341
Fumble Returns-Yards	0-0	0-0
Punt Returns-Yards	2-24	2-6
Kickoff Returns-Yards	4-84	5-112
Interception Returns-Yards	3-28	1-0
Punts (Number-Avg)	6-33.8	4-49.2
Fumbles-Lost	1-0	0-0
Penalties-Yards	6-55	6-75
Possession Time	31:25	28:35
Third-Down Conversions	4 of 14	2 of 9
Fourth-Down Conversions	2 of 2	0 of 2
Red-Zone Scores-Chances	3-5	2-2

James Madison

Rushing	No.	Gain	Loss	Net	TD	Lg	Avg
Khalid Abdullah	22	174	2	172	2	85	7.8
Cardon Johnson	13	110	0	110	1	52	8.5
Bryan Schor	11	30	20	10	0	7	0.9
Brandon Ravenel	1	1	0	1	0	1	1.0

Passing	C-A-I	Yds	TD	Long	Sack
Bryan Schor	12-22-1	137	1	34	3

Receiving	No.	Yards	TD	Long
John Miller	5	55	1	23
Brandon Ravenel	3	58	0	34
Terrence Alls	2	13	0	9
Domo Taylor	1	6	0	6

Punting	No.	Yds	Avg	Long	In20	TB
Gunnar Kane	5	173	34.6	50	1	0
Bryan Schor	1	30	30.0	30	1	0

Punt Returns	No.	Yards	TD	Long
Rashard Davis	2	24	0	20

Kick Returns	No.	Yards	TD	Long
Robbie Walker	4	84	0	29

Tackles	UA-A	Total	Sacks	TFL
Brandon Hereford	7-2	9	1.0	1.5
Jimmy Moreland	5-2	7	0.0	0.0
Simeyon Robinson	3-4	7	1.5	4.5
Dimitri Holloway	2-4	6	0.0	0.0

Maine

Rushing	No.	Gain	Loss	Net	TD	Lg	Avg
Davis-Ray, Dari	10	52	5	47	1	17	4.7
Williams, Zaire	11	41	6	35	0	18	3.2
Beckford, Nigel	8	29	2	27	1	9	3.4
Edwards, Earnes	1	23	0	23	1	23	23.0

Passing	C-A-I	Yds	TD	Long	Sack
Collins, Dan	13-22-3	238	0	40	4

Receiving	No.	Yards	TD	Long
Wright, Micah	3	84	0	40
Adams, Marquise	3	44	0	30
Osumah, Jared	3	43	0	21
Davis-Ray, Dari	2	33	0	36

Punting	No.	Yds	Avg	Long	In20	TB
DeMartini, Jame	4	197	49.2	59	0	1

Punt Returns	No.	Yards	TD	Long
Wright, Micah	2	6	0	6

Kick Returns	No.	Yards	TD	Long
Scott, DeAndre	2	81	0	61
Mack, Josh	1	7	0	7

Tackles	UA-A	Total	Sacks	TFL
Mulumba Tshiman	6-8	14	2.0	2.0
Sheffield, Ster	5-4	9	1.0	1.0
Scott, DeAndre	3-4	7	0.0	0.0
Brown, Austin	1-6	7	0.0	0.5

Qtr	Time	Scoring Play	V-H
1st	11:31	JMU - Khalid Abdullah 3 yd run (Tyler Gray kick), 8-69 3:23	7-0
2nd	14:17	MAINE - Edwards, Earnes 23 yd run (Collins, Dan pass failed), 6-80 2:37	7-6
	09:51	JMU - Tyler Gray 31 yd field goal, 10-52 4:18	10-6
	02:28	MAINE - Beckford, Nigel 2 yd run (Leonard, Patric kick), 5-75 1:41	10-13
3rd	13:09	JMU - Khalid Abdullah 85 yd run (Tyler Gray kick), 3-92 1:33	17-13
	09:59	MAINE - Davis-Ray, Dari 3 yd run (Leonard, Patric kick), 8-75 3:10	17-20
	13:14	JMU - John Miller 19 yd pass from Bryan Schor (Tyler Gray kick), 9-67 3:41	24-20
4th	09:44	JMU - Cardon Johnson 52 yd run (Tyler Gray kick), 1-52 0:09	31-20

2016 GAME SUMMARIES

Game #5: #7 James Madison 43, Delaware 20

	1	2	3	4	Score
DELAWARE	0	7	0	13	20
JAMES MADISON	7	19	7	10	43

Oct. 1, 2016 | Bridgeforth Stadium | Harrisonburg, Va. | Attendance: 25,236

SCORING SUMMARY

1st	03:00	JMU	Schor 7 yd run (Gray kick)	
			5 plays, 68 yards, TOP 1:24	7-0
2nd	14:54	DELAWARE	Hills 24 yd run (Raggio kick)	
			7 plays, 78 yards, TOP 3:00	7-7
	10:47	JMU	Alls 17 yd pass from Schor (Gray kick)	
			10 plays, 75 yards, TOP 4:07	14-7
	06:46	JMU	Abdullah 8 yd run (Gray kick blocked)	
			6 plays, 51 yards, TOP 2:02	20-7
	02:57	JMU	Schor 9 yd run (Schiele pass failed)	
			7 plays, 56 yards, TOP 2:07	26-7
3rd	06:12	JMU	Schor 18 yd run (Gray kick)	
			6 plays, 98 yards, TOP 2:30	33-7
4th	14:53	JMU	Abdullah 41 yd run (Gray kick)	
			7 plays, 91 yards, TOP 2:51	40-7
	11:02	DELAWARE	Randolph 12 yd run (Walker pass failed)	
			7 plays, 89 yards, TOP 3:44	40-13
	06:11	JMU	Gray 19 yd field goal	
			10 plays, 72 yards, TOP 4:51	43-13
	03:39	DELAWARE	Jefferson 12 yd run (Raggio kick)	
			5 plays, 68 yards, Top 2:24	43-20

#7 Dukes Rush Past Delaware For 43-20 CAA Victory

HARRISONBURG, Va. – Junior quarterback Bryan Schor accounted for four total touchdowns to lead No. 7 James Madison to a 43-20 Colonial Athletic Association football victory against Delaware on Saturday afternoon at Bridgeforth Stadium.

The Dukes improved to 4-1 (2-0 CAA) in front of a capacity crowd of 25,236 fans, while the Blue Hens dropped to 2-2 (0-1 CAA).

Schor combined for 312 total yards of offense, passing 19-for-25 for 209 yards and a touchdown and rushing for 103 yards and three touchdowns, tying his career high. Senior running back Khalid Abdullah turned in his fourth straight 100-yard rushing game with a game-high 159 yards and two touchdowns on just 10 carries. Redshirt junior running back Cardon Johnson neared the century mark with 93 yards on the ground. Junior receiver Terrence Alls had his best game for the Dukes, making four catches for 70 yards, including his first career touchdown.

The Dukes tied their season high for total offense, gaining 607. It was the most ever given up by Delaware in the 24-game series. JMU racked up 398 rushing yards on 46 carries, averaging 8.7 yards per touch. The Dukes produced 32 first downs, 21 by way of the run game, which was one more than UD had as a team. JMU was 5-for-9 on third down while holding the Hens to a 4-for-12 success rate.

Redshirt senior linebacker Gage Steele headed the defense with 11 total tackles, combining with redshirt junior defensive lineman Simeyon Robinson for the lone sack of the contest. Junior linebacker Brandon Hereford continued his strong defensive performance, turning in eight tackles. JMU won the turnover battle, as sophomore cornerback Rashad Robinson's interception was the sole takeaway.

Schor put the Dukes ahead 7-0 late in the first quarter with his first of three rushing touchdowns. After a Delaware answer early in the second, the defense clamped down, holding the Blue Hens off the scoreboard until the fourth quarter. The Dukes reeled off three straight touchdowns in the second quarter to take a 26-7 halftime lead. JMU's 19 second-quarter points were the most by JMU against Delaware in the second quarter and the fourth-most in any quarter in the series.

After the break, Schor found the end zone from 18 yards out to cap off a six-play, 98-yard drive, giving the Dukes a 33-7 lead with 6:12 to go in the third. JMU put the game away with another long drive, this time on a 91-yard drive, as Abdullah scored his second touchdown from 41 yards out.

UD was led by Thomas Jefferson, who rushed for 92 yards and a touchdown. Wes Hills had 78 yards and a score and Jalen Randolph 71 and a touchdown. The Hens found success on the ground, particularly in the second half to finish with 312 rushing yards.

QUOTING COACH HOUSTON

"I'm extremely pleased with the performance of our team today. A tremendous amount of credit goes to my assistant coaches for having a really sound game plan for a very good Delaware team. They are a top tier program in the CAA and will win a lot of ball games this year, so to come out and play the way that we did today is a credit to our staff and kids. The team played very hard and executed well through all three phases of the game. To get a win in a big-time matchup at this point of the year is really special. I'm proud of my team and my coaching staff."



Quickie Statistics (Final)

Delaware vs #7 James Madison (Oct 01, 2016 at Harrisonburg, Va.)



										DELAWARE					JMU				
Score										20					43				
FIRST DOWNS										20					32				
RUSHES-YARDS (NET)										39-312					46-398				
PASSING YDS (NET)										125					209				
Passes Att-Comp-Int										20-9-1					25-19-0				
TOTAL OFFENSE PLAYS-YARDS										59-437					71-607				
Fumble Returns-Yards										0-0					0-0				
Punt Returns-Yards										0-0					1-28				
Kickoff Returns-Yards										8-151					1-5				
Interception Returns-Yards										0-0					1-0				
Punts (Number-Avg)										4-41.5					2-36.0				
Fumbles-Lost										0-0					1-0				
Penalties-Yards										3-20					7-65				
Possession Time										30:02					29:58				
Third-Down Conversions										4 of 12					5 of 9				
Fourth-Down Conversions										1 of 2					0 of 0				
Red-Zone Scores-Chances										2-4					6-7				
Delaware										James Madison									
Rushing										Rushing									
No. Gain Loss Net TD Lg Avg										No. Gain Loss Net TD Lg Avg									
Thomas Jefferson										Khalid Abdullah									
Wes Hills										Bryan Schor									
Jalen Randolph										Cardon Johnson									
Joe Walker										Tral Sharp									
Passing										Passing									
C-A-I Yds TD Long Sack										C-A-I Yds TD Long Sack									
Joe Walker										Bryan Schor									
Blake Rankin																			
Receiving										Receiving									
No. Yards TD Long										No. Yards TD Long									
Dante Cherry										Terrence Allis									
Jalen Randolph										John Miller									
Owen Tyler										Rashard Davis									
Thomas Jefferson										Khalid Abdullah									
Punting										Punting									
No. Yds Avg Long In20 TB										No. Yds Avg Long In20 TB									
Will Stephenson										Gunnar Kane									
Punt Returns										Punt Returns									
No. Yards TD Long										No. Yards TD Long									
Rashard Davis										Rashard Davis									
Kick Returns										Kick Returns									
No. Yards TD Long										No. Yards TD Long									
Ray Jones										Brandon Ravenel									
Nasir Adderley																			
Tackles										Tackles									
UA-A Total Sacks TFL										UA-A Total Sacks TFL									
Troy Reeder										Gage Steele									
Charles Bell										Brandon Hereford									
Ray Jones										Andrew Ankras									
Nasir Adderley										Jordan Brown									
Qtr Time Scoring Play										V-H									
1st 03:00 JMU - Bryan Schor 7 yd run (Tyler Gray kick), 5-68 1:24										0-7									
2nd 14:54 DELAWARE - Wes Hills 24 yd run (Frank Raggio kick), 7-78 3:00										7-7									
10:47 JMU - Terrence Allis 17 yd pass from Bryan Schor (Tyler Gray kick), 10-75 4:07										7-14									
06:46 JMU - Khalid Abdullah 8 yd run (Tyler Gray kick blocked), 6-51 2:02										7-20									
02:57 JMU - Bryan Schor 9 yd run (Daniel Schiele pass failed), 7-56 2:07										7-26									
3rd 06:12 JMU - Bryan Schor 18 yd run (Tyler Gray kick), 6-98 2:31										7-33									
4th 14:53 JMU - Khalid Abdullah 41 yd run (Tyler Gray kick), 7-91 2:51										7-40									
11:02 DELAWARE - Jalen Randolph 12 yd run (Joe Walker pass failed), 7-89 3:44										13-40									
06:11 JMU - Tyler Gray 19 yd field goal, 10-72 4:51										13-43									
03:39 DELAWARE - Thomas Jefferson 12 yd run (Frank Raggio kick), 5-68 2:24										20-43									

30

2016 GAME SUMMARIES

Game #7: #7 James Madison 42, New Hampshire 39

	1	2	3	4	Score
JAMES MADISON	7	14	7	14	42
NEW HAMPSHIRE	0	9	3	27	39

Oct. 15, 2016 | Wildcat Stadium | Durham, N.H. | Attendance: 8,316

SCORING SUMMARY

1st	09:11	JMU	Ravenel 30 yd pass from Schor (Gray kick)	
			5 plays, 62 yards, TOP 1:28	7-0
2nd	13:58	JMU	Ravenel 20 yd pass from Schor (Gray kick)	
			8 plays, 56 yards, TOP 3:00	14-0
	11:04	UNH	Powell 29 yd pass from Knight (Knight rush failed)	
			7 plays, 75 yards, TOP 2:49	14-6
	07:03	JMU	Schor 5 yd run (Gray kick)	
			11 plays, 77 yards, TOP 3:54	21-6
	00:46	UNH	Ellman 37 yd field goal	
			13 plays, 66 yards, TOP 4:10	21-9
3rd	12:13	UNH	Ellman 21 yd field goal	
			10 plays, 69 yards, TOP 2:40	21-12
	10:40	JMU	Alls 54 yd pass from Schor (Gray kick)	
			5 plays, 68 yards, TOP 1:27	28-12
4th	10:04	JMU	Alls 26 yd pass from Schor (Gray kick)	
			11 plays, 94 yards, TOP 5:00	35-12
	10:00	JMU	Tutt 6 yd fumble recovery (Gray kick)	
				42-12
	07:01	UNH	Riese 2 yd run (Ellman kick blocked)	
			7 plays, 72 yards, TOP 3:00	42-18
	04:58	UNH	Crossan 19 yd pass from Riese (Riese pass failed)	
			8 plays, 50 yards, TOP 1:55	42-24
	03:47	UNH	Crossan 1 yd run (Ellman kick)	
			5 plays, 54 yards, TOP 1:10	42-31
	01:15	UNH	Donovan 13 yd pass from Riese (O'Connor pass)	
			12 plays, 80 yards, TOP 2:07	42-39

#7 JMU Survives Late Score for 42-39 Triumph at UNH

DURHAM, N.H. - Wide receivers Terrence Alls and Brandon Ravenel reeled in a career-high two touchdown catches each and a big second-half run lifted seventh-ranked James Madison to a 42-39 Colonial Athletic Association Football victory at New Hampshire on Saturday afternoon at Wildcat Stadium.

The Dukes (6-1, 4-0 CAA) led 42-12 with 10 minutes to go in the fourth quarter when the Wildcats (4-3, 3-1 CAA) strung together 27 straight points to cut the lead to 42-39. After successfully recovering an onside kick with 1:15 remaining, JMU was able to take two knees to run out the clock, ending UNH's 17-game home win streak during the regular season. JMU also snapped a three-game skid the 'Cats, notching its first win in the series since 2007 and the first victory in Durham since 2006.

Junior quarterback Bryan Schor had a career-high five total touchdowns in the win. He was 18-for-27 for 264 yards and four touchdowns, both career highs. He added a game-high 70 rushing yards and a score. Alls, a junior, had career highs of 95 yards and two touchdowns on just four receptions, while Ravenel, a senior, had three grabs for 55 yards and two scores. Senior running back Khalid Abdullah rushed for 57 yards, picking up the majority of his yards in the second half. Senior receiver Rashard Davis also tallied five catches for 57 yards.


Though JMU was out-gained 569-437 in total offense, the Dukes dominated the run game by a 195-57 ledger. JMU was 7-for-13 on third down, as compared to UNH's 10-for-19. Redshirt junior safety Jordan Brown turned in a career-best 16 tackles and two pass breakups, and redshirt senior line-backer Gage Steele accrued a season-best 15 total stops. JMU had its first special teams touchdown since week two when sophomore corner Charles Tutt picked up a fumble on a fourth-quarter kickoff and returned it for his first score of the year.

JMU opened up a two-touchdown lead in the first half, by virtue of back-to-back touchdown passes from Schor to Ravenel. The Dukes led 7-0 just over six minutes on a 30-yard touchdown throw and doubled the lead to 14-0 a minute into the second quarter on a 20-yard pass-and-catch. UNH answered with its first touchdown of the game less than three minutes later to make it 14-6 but Schor capped off an 11-play, 77-yard drive, scampering in from five yards out for this first rushing score and third total touchdown to make it 21-6 with 7:03 to play. A late Wildcat field goal made it 21-9 at the break.

Leading 21-12 in the third, JMU reeled off three straight touchdowns, including two just four seconds apart, to take a commanding 42-12 lead. Schor found Alls twice on long scoring passes of 54 and 26 yards, respectively, and Tutt capped off the team's scoring with his six-yard fumble recovery on the ensuing kickoff following Alls' second score. Over the next 10 minutes, UNH scored 27 straight, utilizing a fumble recovery and an onside recovery to create additional offensive possessions.

UNH was led by Trevor Knight, who passed for 314 yards and a touchdown and Adam Riese, who threw for 198 yards and a pair of scores. Malik Love had 12 catches for 127 yards and Neil O'Connor has 192 yards on 10 catches.





#6 James Madison vs #25 New Hampshire (Oct 15, 2016 at Durham, N.H.)

CAA FOOTBALL

		JMU	UNH
Score		42	39
FIRST DOWNS		21	34
RUSHES-YARDS (NET)		40-173	30-57
PASSING YDS (NET)		264	512
Passes Att-Comp-Int		27-18-0	70-44-0
TOTAL OFFENSE PLAYS-YARDS		67-437	100-569
Fumble Returns-Yards		1-6	1-2
Punt Returns-Yards		0-0	2-37
Kickoff Returns-Yards		6-56	7-111
Interception Returns-Yards		0-0	0-0
Punts (Number-Avg)		5-47.0	4-41.2
Fumbles-Lost		2-1	1-1
Penalties-Yards		5-57	7-50
Possession Time		25:14	34:46
Third-Down Conversions		7 of 13	10 of 19
Fourth-Down Conversions		0 of 1	1 of 3
Red-Zone Scores-Chances		2-2	6-6

James Madison

Rushing	No.	Gain	Loss	Net	TD	Lg	Avg
Bryan Schor	12	73	3	70	1	24	5.8
Khalid Abdullah	12	57	0	57	0	15	4.8
Cardon Johnson	11	42	2	40	0	14	3.6
Rashard Davis	2	10	0	10	0	7	5.0

Passing

C-A-I	Yds	TD	Long	Sack	
Bryan Schor	18-27-0	264	4	54	0

Receiving

No.	Yards	TD	Long	
Rashard Davis	5	57	0	19
Terrence Alls	4	95	2	54
Brandon Ravenel	3	55	2	30
John Miller	3	25	0	11

Punting

No.	Yds	Avg	Long	In20	TB
Gunnar Kane	5	235	47.0	55	1

Punt Returns

No.	Yards	TD	Long	
Robbie Walker	3	50	0	20
Domo Taylor	1	-1	0	0

Kick Returns

No.	Yards	TD	Long	
Jordan Brown	12-4	16	0.0	0.0
Gage Steele	7-8	15	0.0	0.0

Tackles

UA-A	Total	Sacks	TFL	
Jordan Brown	12-4	16	0.0	0.0
Gage Steele	7-8	15	0.0	0.0

New Hampshire

Rushing	No.	Gain	Loss	Net	TD	Lg	Avg
Crossan,Dalton	13	37	2	35	1	11	2.7
Knight,Trevor	8	22	12	10	0	11	1.2
Goodrich,Donal	4	8	0	8	0	3	2.0
O'Connor,Neil	1	7	0	7	0	7	7.0

Passing

C-A-I	Yds	TD	Long	Sack	
Knight,Trevor	31-49-0	314	1	36	2
Riese,Adam	13-21-0	198	2	42	1

Receiving

No.	Yards	TD	Long	
Love,Malik	12	127	0	17
O'Connor,Neil	10	192	0	42
Powell,Jordan	9	92	1	29
Donovan,Rory	5	42	1	13

Punting

No.	Yds	Avg	Long	In20	TB
Pedinoff,Max	4	165	41.2	50	2

Punt Returns

No.	Yards	TD	Long	
DeAndrade,C.	2	37	0	28

Kick Returns

No.	Yards	TD	Long	
Crossan,Dalton	3	46	0	25
DeAndrade,C.	2	57	0	30

Tackles

UA-A	Total	Sacks	TFL	
Drummond-Mayri	3-5	8	0.0	0.0
DeAndrade,C.	4-3	7	0.0	0.0

Qtr	Time	Scoring Play	V-H
1st	09:11	JMU - Brandon Ravenel 30 yd pass from Bryan Schor (Tyler Gray kick), 5:52 1:28	7 - 0
2nd	13:58	JMU - Brandon Ravenel 20 yd pass from Bryan Schor (Tyler Gray kick), 8:56 3:00	14 - 0
	11:04	UNH - Powell, Jordan 29 yd pass from Knight (Knight, Trevor rush failed), 7:55 2:49	14 - 6
	07:03	JMU - Bryan Schor 5 yd run (Tyler Gray kick), 11:77 3:54	21 - 6
3rd	00:46	UNH - Ellman, Morgan 37 yd field goal, 13:66 4:10	21 - 9
	12:13	UNH - Ellman, Morgan 21 yd field goal, 10:69 2:40	21 - 12
	10:40	JMU - Terrence Alls 54 yd pass from Bryan Schor (Tyler Gray kick), 5:58 1:27	28 - 12
4th	10:04	JMU - Terrence Alls 26 yd pass from Bryan Schor (Tyler Gray kick), 11:94 5:00	35 - 12
	10:00	JMU - Charles Tutt 6 yd fumble recovery (Tyler Gray kick)	42 - 12
	07:01	UNH - Riese, Adam 2 yd run (Ellman, Morgan kick blocked), 7:72 3:00	42 - 18
	04:58	UNH - Crossan, Dalton 19 yd pass from Riese, Adam (Riese Adam pass failed), 8:50 1:55	42 - 24
	03:47	UNH - Crossan, Dalton 1 yd run (Ellman, Morgan kick), 5:54 1:10	42 - 31
	01:15	UNH - Donovan, Rory 13 yd pass from Riese, Adam (O'Connor, Neil pass from Riese, Adam), 12:80 2:07	42 - 39

2016 GAME SUMMARIES

Game #8: #8 James Madison 84, Rhode Island 7

	1	2	3	4	Score
RHODE ISLAND	0	7	0	0	7
JAMES MADISON	28	21	21	14	84

Oct. 29, 2016 | Bridgeforth Stadium | Harrisonburg, Va. | Attendance: 23,841

SCORING SUMMARY

1st	11:03	JMU	Abdullah 11 yd run (Gray kick)	
			8 plays, 75 yards, TOP 3:57	7-0
	05:34	JMU	C. Johnson 5 yd run (Gray kick)	
			8 plays, 72 yards, TOP 3:47	14-0
	03:35	JMU	Davis 58 yd pass from Schor (Gray kick)	
			3 plays, 69 yards, TOP 1:06	21-0
	02:20	JMU	C. Johnson 36 yd run (Gray kick)	
			1 play, 36 yards, TOP 0:07	28-0
2nd	12:49	JMU	Abdullah 5 yd pass from Schor (Gray kick)	
			7 plays, 52 yards, TOP 3:08	35-0
	12:34	URI	Cooper 99 yd kickoff return (Rohrwasser kick)	
				35-7
	10:10	JMU	Greene 24 yd interception return (Gray kick)	
				42-7
	00:39	JMU	Schiele 8 yd pass from Schor (Gray kick)	
			12 plays, 85 yards, TOP 6:12	49-7
3rd	12:00	JMU	Schiele 20 yd pass from Schor (Gray kick)	
			5 plays, 58 yards, TOP 2:09	56-7
	07:26	JMU	Sharp 3 yd run (Gray kick)	
			9 plays, 64 yards, TOP 3:33	63-7
	05:06	JMU	Schiele 2 yd pass from Schor (Gray kick)	
			5 plays, 18 yards, TOP 2:05	70-7
4th	11:44	JMU	M. Johnson 32 yd interception return (Gray kick)	
				77-7
	09:41	JMU	Woods 1 yd run (Gray kick)	
			3 plays, 14 yards, TOP 1:08	84-7

#8 Dukes Shatter Scoring Record in 84-7 Homecoming Win over URI

HARRISONBURG, Va. – Junior quarterback Bryan Schor set one program record for passing and tied another, while senior tight end Daniel Schiele tallied a career-high three receiving touchdowns to lead No. 8 James Madison to an 84-7 Colonial Athletic Association football victory over Rhode Island on Homecoming Saturday at Bridgeforth Stadium/ Zane Showker Field.

The Dukes (7-1, 5-0 CAA) now sit alone atop the CAA standings as the lone unbeaten squad, while the Rams (1-8, 0-6) dropped their 11th straight conference game. The victory was JMU's seventh in a row over URI, as it set the program record for points in a game, surpassing the 80 points scored in the season opener against Morehead State (Sept. 3), while also setting a program record for margin of victory (77). The performances also set a CAA record for most points scored in a conference game and tied the league record for conference-game win margin (77).

Schor set JMU's single-game completion percentage record, going 21-for-22 (95%) for 309 yards and five touchdowns, both career highs. His five-touchdown performance tied JMU's single-game record, matching outings by Vad Lee (5 vs. Elon, 10/10/15) and Michael Birdsong (5 vs. Stony Brook, 11/16/13).

Schiele scored on all three of his receptions, scoring three touchdowns on 30 yards, tying the program record for receiving scores in a game. It was a tight end touchdown record, as he was the first player to reel in three scores through the air since Daniel Brown did so against Albany in 2013. Senior receiver Rashard Davis reeled in five catches for 111 yards and a touchdown, while senior Brandon Ravenel also had five catches for 97 yards and junior Domo Taylor picked up two receptions for 42 yards.

Senior running back Khalid Abdullah rushed 18 times for a game-high 97 yards and a touchdown, as he surpassed Curtis Keaton (2,783 – 1998-99) for fourth place all-time on the career rushing list. He now stands at 2,820 career yards, needing just 180 more to eclipse 3,000 in a JMU uniform. Abdullah was one of four backs to score in the win, as sophomore Trai Sharp had 13 carries for 83 yards and a touchdown, junior Taylor Woods had 45 yards and a score on 10 rushes and redshirt sophomore Cardon Johnson added three runs for 44 yards and a pair of scores.

JMU out-gained URI 628-109 in total offense, as the defense limited the Rams to 12 passing yards and 97 rushing yards while forcing six turnovers. The Dukes returned two interceptions for touchdowns, racking up five picks on the day to set a program record against Division I competition. Freshman defensive lineman John Daka led the team with six total tackles and senior safety Raven Greene added a pair of tackles while turning in his first two-interception game of his career, taking one to the house for second career pick-six. Junior safety Marcell Johnson later returned his interception for his first-ever touchdown.



Quickie Statistics (Final)

Rhode Island vs #8 James Madison (Oct 29, 2016 at Harrisonburg, Va.)



	URI	JMU
Score	7	84
FIRST DOWNS	5	31
RUSHES-YARDS (NET)	26-97	58-319
PASSING YDS (NET)	12	309
Passes Att-Comp-Int	25-4-5	24-21-0
TOTAL OFFENSE PLAYS-YARDS	51-109	82-628
Fumble Returns-Yards	0-0	0-0
Punt Returns-Yards	0-0	4-64
Kickoff Returns-Yards	7-210	0-0
Interception Returns-Yards	0-0	5-87
Punts (Number-Avg)	8-43.8	3-49.0
Fumbles-Lost	1-1	1-0
Penalties-Yards	3-23	5-47
Possession Time	22:24	37:36
Third-Down Conversions	3 of 14	9 of 13
Fourth-Down Conversions	0 of 0	0 of 1
Red-Zone Scores-Chances	0-0	8-9

Rhode Island

Rushing	No.	Gain	Loss	Net	TD	Lg	Avg
Markey Clarke	13	77	0	77	0	28	5.9
T.J. Anderson	8	20	4	16	0	6	2.0
Harold Cooper	3	10	4	6	0	9	2.0
Jordan Vazzano	2	1	3	-2	0	1	-1.0

Passing	C-A-I	Yds	TD	Long	Sack
Jordan Vazzano	4-25-5	12	0	6	1

Receiving

Harold Buckner III	2	7	0	6
Aaron Parker	1	3	0	3
Charlie McKeeman	1	2	0	2

Punting

Oliver Graybar	8	350	43.8	55	2
----------------	---	-----	------	----	---

Punt Returns

No.	Yards	TD	Long
Myles Ross	3	52	0
Harold Cooper	3	135	1

Kick Returns

Myles Ross	3	52	0	24
Harold Cooper	3	135	1	99

Tackles

D.J. Stewart	7-4	11	0.0
Derrick Holmes	4-3	7	0.0

James Madison

Rushing	No.	Gain	Loss	Net	TD	Lg	Avg
Khalid Abdullah	18	100	3	97	1	16	5.4
Trai Sharp	13	87	4	83	1	23	6.4
Bryan Schor	7	51	2	49	0	15	7.0
Taylor Woods	10	45	0	45	1	13	4.5

Passing	C-A-I	Yds	TD	Long	Sack
Bryan Schor	21-22-0	309	5	58	0
Hunter Etheridge	0-2-0	0	0	0	0

Receiving

Rashard Davis	5	111	1	58
Brandon Ravenel	5	97	0	44
Daniel Schiele	3	30	3	20
Khalid Abdullah	3	17	1	9

Punting

Gunnar Kane	3	147	49.0	53	0	0
-------------	---	-----	------	----	---	---

Punt Returns

John Miller	3	65	0	42
Rashard Davis	1	-1	0	0

Kick Returns

No.	Yards	TD	Long
Myles Ross	3	52	0
Harold Cooper	3	135	1

Tackles

John Daka	3-3	6	0.0
Martez Stone	3-2	5	0.5

Qtr	Time	Scoring Play	V-H
1st	11:03	JMU - Khalid Abdullah 11 yd run (Tyler Gray kick), 8-75 3:57	0-7
	05:34	JMU - Cardon Johnson 5 yd run (Tyler Gray kick), 8-72 3:47	0-14
	03:35	JMU - Rashard Davis 58 yd pass from Bryan Schor (Tyler Gray kick), 3-69 1:06	0-21
	02:20	JMU - Cardon Johnson 36 yd run (Tyler Gray kick), 1-36 0:07	0-28
2nd	12:49	JMU - Khalid Abdullah 5 yd pass from Bryan Schor (Tyler Gray kick), 7-52 3:08	0-35
	12:34	URI - Harold Cooper 99 yd kickoff return (Justin Rohrwasser kick)	7-35
	10:10	JMU - Raven Greene 24 yd interception return (Tyler Gray kick)	7-42
	00:39	JMU - Daniel Schiele 8 yd pass from Bryan Schor (Tyler Gray kick), 12-85 6:12	7-49
3rd	12:00	JMU - Daniel Schiele 20 yd pass from Bryan Schor (Tyler Gray kick), 5-58 2:09	7-56
	07:26	JMU - Trai Sharp 3 yd run (Tyler Gray kick), 9-64 3:33	7-63
	05:06	JMU - Daniel Schiele 2 yd pass from Bryan Schor (Tyler Gray kick), 5-18 2:05	7-70
4th	11:44	JMU - Marcell Johnson 32 yd interception return (Tyler Gray kick)	7-77
	09:41	JMU - Taylor Woods 1 yd run (Tyler Gray kick), 3-14 1:08	7-84

Game #9: #7 James Madison 47, #6 Richmond 43					
	1	2	3	4	Score
JAMES MADISON	14	10	6	17	43
RICHMOND	10	14	7	12	43



1st	13:01	UR	Wilkins 25 yd pass from Lauletta (Trau kick)	
			5 plays, 82 yards, TOP 1:59	0-7
	10:18	JMU	Schor 6 yd run (Gray kick)	
			6 plays, 65 yards, TOP 2:43	7-7
	05:00	UR	Trau 27 yd field goal	
			12 plays, 70 yards, TOP 5:18	7-10
	00:03	JMU	Davis 2 yd pass from Schor (Gray kick)	
			10 plays, 52 yards, TOP 4:57	14-10
2nd	07:17	UR	Thompson 5 yd pass from Lauletta (Trau kick)	
			14 plays, 77 yards, TOP 7:46	14-17
	04:00	JMU	Gray 25 yd field goal	
			8 plays, 54 yards, TOP 3:17	17-17
	02:07	UR	Brown 28 yd pass from Lauletta (Trau kick)	
			6 plays, 76 yards, TOP 1:53	17-24
	00:36	JMU	Kloosterman 11 yd pass from Schor (Gray kick)	
			5 plays, 39 yards, TOP 1:31	24-24
3rd	10:28	JMU	Abdullah 8 yd run (Gray kick blocked)	
			2 plays, 20 yards, TOP 0:19	30-24
	02:12	UR	Palmer 4 yd pass from Lauletta (Trau kick)	
			6 plays, 80 yards, TOP 2:47	30-31
4th	11:16	JMU	Gray 21 yd field goal	
			14 plays, 72 yards, TOP 5:56	33-31
	06:43	UR	Lauletta 1 yd run (Lauletta pass failed)	
			10 plays, 80 yards, TOP 4:33	33-37
	01:36	JMU	Kloosterman 9 yd pass from Schor (Gray kick)	
			12 plays, 71 yards, TOP 5:07	40-37
	01:00	JMU	Abdullah 4 yd run (Gray kick)	
			2 plays, 8 yards, TOP 0:10	47-37
	00:00	UR	McCombs 13 yd pass from Lauletta	
			6 plays, 83 yards, TOP 1:00	47-43

Defensively, redshirt junior safety Jordan Brown and redshirt senior linebacker Gage Steele each led the team with 11 tackles while junior defensive lineman and Richmond-native Cornell Urquhart had eight stops. Ankrah was one of four Dukes to have five tackles and finished with a season-best 2.0 sacks.



	JMU	RICHMOND
Score	47	43
FIRST DOWNS	26	28
RUSHES-YARDS (NET)	41-249	29-116
PASSING YDS (NET)	285	435
Passes Att-Comp-Int	28-22-0	43-28-0
TOTAL OFFENSE PLAYS-YARDS	69-534	72-533
Fumble Returns-Yards	0-0	0-0
Punt Returns-Yards	0-0	0-0
Kickoff Returns-Yards	6-167	9-171
Interception Returns-Yards	0-0	0-0
Punts (Number-Avg)	0-0.0	2-8.0
Fumbles-Lost	1-1	0-0
Penalties-Yards	4-50	4-28
Possession Time	28:07	31:53
Third-Down Conversions	8 of 12	7 of 12
Fourth-Down Conversions	1 of 1	1 of 2
Red-Zone Scores-Chances	8-9	5-5

2016 GAME SUMMARIES

Game #10: #6 James Madison 20, #9 Villanova 7

	1	2	3	4	Score
JAMES MADISON	7	0	3	10	20
RICHMOND	0	7	0	0	7

Nov. 12, 2016 | Villanova Stadium | Villanova Pa. | Attendance: 6,109

SCORING SUMMARY

1st	08:20	JMU	Abdullah 5 yd run (Gray kick)	
			13 plays, 84 yards, TOP 6:40	7-0
2nd	11:52	VU	Badnarczyk 56 yd run (Smith kick)	
			4 plays, 80 yards, TOP 1:41	7-7
3rd	03:28	JMU	Gray 21 yd field goal	
			5 plays, 9 yards, TOP 1:31	10-7
4th	04:43	JMU	Gray 27 yd field goal	
			12 plays, 69 yards, TOP 6:04	13-7
	02:36	JMU	Abdullah 2 yd run (Gray kick)	
			4 plays, 7 yards, TOP 1:13	20-7

Defense Propels No. 6 JMU to CAA Title with 20-7 win at No. 9 Villanova

VILLANOVA, Pa. – James Madison's defense caused four turnovers and recorded multiple key stops as JMU posted a 20-7 victory over Villanova in a top-10 showdown to clinch the 2016 Colonial Athletic Association football championship on Saturday afternoon at Villanova Stadium.

JMU, ranked sixth in the STATS FCS Poll, fifth in the FCS Coaches Poll and fourth in the NCAA selection committee's projection, improved to 9-1 overall and 7-0 in the CAA. The Dukes captured their second straight CAA title and just the second outright championship in program history. James Madison also claimed the CAA's automatic bid to the NCAA FCS Championship. VU, ninth in the STATS Poll and 11th in the Coaches Poll, fell to 7-3 overall and 5-2 in the CAA.

In a matchup of the league's top offense in JMU against the league's best statistical defense in Villanova, it was the Dukes limiting the Wildcats to one touchdown with four takeaways. James Madison limited Villanova to three-and-outs on four possessions, stopped VU on downs twice inside the JMU 25-yard line and blocked one field goal.

Leading 13-7 with under four minutes remaining in the ball game, redshirt senior defensive lineman Martez Stone intercepted a tipped pass at the line of scrimmage, setting up a goal-to-go situation for the Dukes. Four plays later, senior running back Khalid Abdullah capped off his two-score afternoon with a two-yard touchdown to extend JMU's lead to 20-7 with 2:36 to go. On the ensuing play, Zach Bednarczyk was picked off for the fourth time in the game, this time by redshirt senior corner Taylor Reynolds, to seal JMU's fifth CAA championship.

Abdullah went over 100 rushing yards for the seventh time this season and the 11th of his career, finishing with a game-high 101, to go with two touchdowns. His game-long 30-yard rush put him in elite company, as he became the fourth player in JMU history to rush for over 3,000 career yards (3,044).

Junior linebacker Brandon Hereford led the Dukes with eight total tackles, and redshirt senior linebacker Gage Steele had six stops, while redshirt junior corner Jordan Brown and junior defensive lineman Cornell Urquhart each had five tackles. Brown also finished with one of JMU's four interceptions, and Urquhart blocked a Villanova field goal, had a pass breakup and set up Stone's fourth-quarter pick. Also making an interception in the second half was senior safety Raven Greene, who is tied for seventh in single-season history with five.

JMU passed for 151 as a team, led by junior Bryan Schor's 108 yards on 10-of-11 passing before exiting the game early in the second quarter. Freshman Cole Johnson finished 5-for-12 for 43 yards. Senior receiver Brandon Ravenel was one of eight players to record a catch with three receptions for 54 yards. Junior tight end Jonathan Kloosterman and senior receiver Rashard Davis joined Ravenel with three grabs.

The Dukes limited the Wildcats to just 239 yards of offense, including just 71 through the air, as Bednarczyk finished 12-of-30 for 71 yards and four interceptions. He also rushed for 62 and the team's only score.

JMU found the end zone on the opening drive of the game, going 84 yards over 13 plays. Schor was 5-for-6 for 57 yards, setting up a first-and-goal. Two plays later, Abdullah cashed in from five yards out to take a 7-0 lead less than seven minutes in. Villanova tied it early in the second when Bednarczyk took a quarterback read 56 yards to tie the game at 7-7, which would remain the score heading into halftime.

Sophomore kicker Tyler Gray gave JMU the lead in the third quarter, hitting a 21-yard attempt with 3:28 left to put the Dukes up 10-7. He converted a 27 yarder as well in the fourth prior to JMU's pair of interceptions and game-clinching score.



Quickie Statistics (Final)

#6 James Madison vs #9 Villanova (Nov 12, 2016 at Villanova, Pa.)



											JMU		VU													
											20		7													
Score																										
FIRST DOWNS											16		12													
RUSHES-YARDS (NET)											43-126		31-168													
PASSING YDS (NET)											151		71													
Passes Att-Comp-Int											23-15-2		31-12-4													
TOTAL OFFENSE PLAYS-YARDS											66-277		62-239													
Fumble Returns-Yards											0-0		0-0													
Punt Returns-Yards											1-6		2-9													
Kickoff Returns-Yards											2-20		4-71													
Interception Returns-Yards											4-54		2-0													
Punts (Number-Avg)											4-42.5		4-41.8													
Fumbles-Lost											0-0		1-0													
Penalties-Yards											7-70		6-57													
Possession Time											32:50		27:10													
Third-Down Conversions											4 of 14		4 of 15													
Fourth-Down Conversions											1 of 2		2 of 5													
Red-Zone Scores-Chances											4-5		0-2													
James Madison													Villanova													
Rushing													Rushing													
No.	Gain	Loss	Net	TD	Lg	Avg							No.	Gain	Loss	Net	TD	Lg	Avg							
Khalid Abdullah	33	120	19	101	2	3.6							Forbes, A.	17	65	0	65	0	11	3.8						
Bryan Schor	4	25	5	20	0	5.0							Bednarczyk, Z.	4	64	2	62	1	56	15.5						
Cole Johnson	4	12	6	6	0	10	1.5							Gudzak, M.	6	35	6	29	0	16	4.8					
Tral Sharp	1	2	0	2	0	2.0							White, J.	2	7	0	7	0	4	3.5						
Passing													Passing													
C-A-I	Yds	TD	Long	Sack									C-A-I	Yds	TD	Long	Sack									
Cole Johnson	5-12-2	43	0	13	1									Bednarczyk, Z.	12-30-4	71	0	13	0							
Bryan Schor	10-11-0	108	0	32	1									Hinchin, J.	0-1-0	0	0	0	0							
Receiving													Receiving													
No.	Yards	TD	Long										No.	Yards	TD	Long										
Brandon Ravenel	3	64	0	32										Gudzak, M.	3	15	0	13								
Jonathan Kloosterman	3	29	0	12										Phillips, T.	2	13	0	8								
Rashard Davis	3	11	0	7										Bell, R.	2	10	0	5								
Domo Taylor	2	14	0	8										Kerxton, Z.	1	9	0	9								
Punting													Punting													
No.	Yards	Avg	Long	In20	TD								No.	Yards	Avg	Long	In20	TD								
Gunnar Kane	4	170	42.5	48	0	0								Hinchin, J.	4	167	41.8	47	1	0						
Punt Returns													Punt Returns													
No.	Yards	TD	Long										No.	Yards	TD	Long										
Rashard Davis	1	6	0	6										Ceneus, J.	2	9	0	9								
Kick Returns													Kick Returns													
No.	Yards	TD	Long										No.	Yards	TD	Long										
Robbie Walker	1	5	0	5										Forbes, A.	3	58	0	22								
Terrence Allis	1	9	0	9										Ceneus, J.	1	13	0	13								
Tackles													Tackles													
UA-A	Total	Sacks	TFL										UA-A	Total	Sacks	TFL										
Brandon Hereford	4-4	8	0.0	0.0										Calitro, A.	7-4	11	0.0	3.5								
Gage Steele	5-1	6	0.0	0.0										Steeb, J.	5-5	10	0.0	0.5								
Cornell Uruhart	3-2	5	0.0	0.0										Shockley, E.	8-0	8	0.0	1.0								
Jordan Brown	3-2	5	0.0	0.0										Ceneus, J.	5-1	6	0.0	1.0								
Qtr Time Scoring Play													Qtr Time Scoring Play													
1st	08:20	JMU - Khalid Abdullah 5 yd run (Tyler Gray kick), 13-84 6:40											7 - 0													
2nd	11:52	VU - Bednarczyk, Z. 56 yd run (Smith, G. kick), 4-80 1:41											7 - 7													
3rd	03:28	JMU - Tyler Gray 21 yd field goal, 5-9 1:31											10 - 7													
4th	04:43	JMU - Tyler Gray 27 yd field goal, 12-69 6:04											13 - 7													
02:36	JMU - Khalid Abdullah 2 yd run (Tyler Gray kick), 4-7 1:13												20 - 7													

2016 GAME SUMMARIES

Game #11: #6 James Madison 63, Elon 14

	1	2	3	4	Score
ELON	0	7	7	0	14
JAMES MADISON	17	10	15	21	63

Nov. 19, 2016 | Bridgeforth Stadium | Harrisonburg, Va. | Attendance: 16,184

SCORING SUMMARY

1st	12:53	JMU	Sharp 23 yd run (Gray kick)	
			6 plays, 71 yards, TOP 2:07	7-0
	09:48	JMU	Taylor 70 yd pass from Johnson (Gray kick)	
			6 plays, 86 yards, TOP 2:11	14-0
	05:01	JMU	Gray 23 yd field goal	
			5 plays, 65 yards, TOP 2:25	17-0
2nd	14:02	JMU	Gray 21 yd field goal	
			9 plays, 70 yards, TOP 3:49	20-0
	08:47	JMU	Woods 5 yd run (Gray kick)	
			7 plays, 81 yards, TOP 3:02	27-0
	01:00	ELON	Borders 56 yd pass from Thompson (Gallagher kick)	
			8 plays, 85 yards, TOP 3:36	27-7
3rd	09:13	ELON	McNair 1 yd run (Gallagher kick)	
			11 plays, 75 yards, TOP 5:47	27-14
	07:00	JMU	Taylor 21 yd pass from Johnson (Johnson rush)	
			5 plays, 73 yards, TOP 2:06	35-14
	01:02	JMU	Sharp 9 yd pass from Woods (Gray kick)	
			8 plays, 67 yards, TOP 3:08	42-14
4th	14:03	JMU	Davis 76 yd punt return (Gray kick)	
				49-14
	09:54	JMU	Abdullah 10 yd run (Gray kick)	
			6 plays, 59 yards, TOP 2:21	56-14
	02:16	JMU	Walker 13 yd pass from Etheridge (Gray kick)	
			8 plays, 74 yards, TOP 3:41	63-14

#6 Dukes Complete Undefeated CAA Season with 63-14 Win over Elon

HARRISONBURG, Va. – Freshman quarterback Cole Johnson threw for two touchdowns in his first career start, and sixth-ranked James Madison rolled to a 63-14 Colonial Athletic Association victory against Elon on Saturday afternoon at Bridgeforth Stadium/Zane Showker Field.

The Dukes (10-1, 8-0 CAA) completed the eight-game CAA slate with an undefeated record for just the second time in school history, and the win over the Phoenix (2-9, 1-7 CAA) marked JMU's fourth season with 10 or more wins all-time.

Johnson was 12-of-13 for 274 yards and two touchdowns while rushing for 23 yards to total 297 yards of total offense. Senior running back Khalid Abdullah went over the century mark for the eighth time this season, rushing for 125 yards and a score. Junior Taylor Woods and sophomore Trai Sharp each ran for an identical 80 yards and a touchdown, while Woods threw his first career touchdown pass in the wildcat formation.

Senior Domo Taylor paced the receiving corps with four receptions for 114 yards and two touchdowns – both career highs. Senior Rashard Davis took a 76-yard punt return for a touchdown in the fourth, tying the program's single-season record of three. The Dukes now have four as a team, which ties the team's 2008 single-season mark.

The Dukes out-gained Elon 699 to 337, which included a 16-of-17 mark for 337 yards through the air and 362 on the ground (7.7 yards per carry). The Dukes averaged 10.9 yards per play and 19.8 yards per pass attempt. JMU was 4-for-7 on third down while holding the Phoenix to a 5-of-14 mark.

Senior linebacker Gage Steele led the defense with a game-high 10 tackles and a 0.5 tackle-for-loss. Senior safety Raven Greene and junior linebacker Brandon Hereford each tallied eight stops. The Dukes had five tackles for loss, led by redshirt senior Martez Stone's 2.0 for loss.

Elon was paced by Daniel Thompson, who threw for 132 yards and a touchdown. De'Sean McNair rushed for 87 yards and a score, while Malcolm Summers added 61 on the ground.

The Dukes opened the game scoring with five consecutive scoring drives to mount a 27-0 lead before the midway point of the second quarter. After Elon struck for back-to-back touchdowns to bridge the halves, the Dukes found the end zone on all five second-half drives, including three times in the fourth quarter.

DOUBLE-DIGIT WINS

This year marks the fourth season in JMU history with 10 or more wins, and the second with double-digit victories during the regular season. The last was in 2008 when the Dukes went 12-2 (10-1 in the regular season) and made the FCS semifinals as the No. 1 seed. JMU also totaled double-digit wins in 1994 (10-3) and the national title season of 2004 (13-2).

8-0 IN CAA PLAY IS A TALL ORDER

The Dukes became the eighth team to finish the CAA slate undefeated since the league expanded to an eight-game schedule in 1988. New Hampshire accomplished the feat most recently in 2014 when they won the league title. JMU went 8-0 in the CAA in 2008 as well.



Quickie Statistics (Final)		Elon vs #6 James Madison (Nov 19, 2016 at Harrisonburg, Va.)	
		ELON	JMU
Score		14	63
FIRST DOWNS		15	28
RUSHES-YARDS (NET)		41-205	47-362
PASSING YDS (NET)		132	337
Passes Att-Comp-Int		23-11-0	17-16-0
TOTAL OFFENSE PLAYS-YARDS		64-337	64-699
Fumble Returns-Yards		0-0	0-0
Punt Returns-Yards		0-0	2-84
Kickoff Returns-Yards		6-110	3-68
Interception Returns-Yards		0-0	0-0
Punts (Number-Avg)		8-41.0	1-41.0
Fumbles-Lost		1-0	2-0
Penalties-Yards		1-5	3-20
Possession Time		31:33	28:27
Third-Down Conversions		5 of 14	4 of 7
Fourth-Down Conversions		0 of 1	0 of 0
Red-Zone Scores-Chances		1-1	6-6
Elon			
Rushing	No. Gain Loss Net TD Lg Avg		
De'Sean McNair	22 90 3 87 1 20 4.0		
Malcolm Summers	7 63 2 61 0 41 8.7		
Daniel Thompson	5 34 2 32 0 24 6.4		
Copeland Spell	4 15 0 15 0 9 3.8		
Passing	C-A-I Yds TD Long Sack		
Daniel Thompson	11-23-0 132 1 56 0		
Receiving	No. Yards TD Long		
Jeremiah Bridges	3 31 0 14		
Efrim Borders	2 62 1 56		
De'Sean McNair	2 -5 0 2		
Cole Taylor	1 20 0 20		
Punting	No. Yds Avg Long In20 TB		
David Petroni	8 328 41.0 57 3 0		
Punt Returns	No. Yards TD Long		
Malcolm Summers	6 110 0 32		
Kick Returns	No. Yards TD Long		
John Silas	5-5 10 0.0 1.0		
Quatr Willoughb	5-2 7 0.0 0.0		
Tackles	UA-A Total Sacks TFL		
John Silas	5-5 10 0.0 1.0		
Quatr Willoughb	5-2 7 0.0 0.0		
James Madison			
Rushing	No. Gain Loss Net TD Lg Avg		
Khalid Abdullah	19 126 1 125 1 29 6.6		
Trai Sharp	13 85 5 80 1 23 6.2		
Taylor Woods	6 80 0 80 1 59 13.3		
John Miller	3 34 0 34 0 21 11.3		
Passing	C-A-I Yds TD Long Sack		
Cole Johnson	12-13-0 274 2 70 0		
Hunter Etheridge	3-3-0 54 1 28 0		
Receiving	No. Yards TD Long		
Domo Taylor	4 114 2 70		
Jonathan Kloosterman	2 61 0 48		
Nick Carlton	2 41 0 28		
Terrence Ails	2 36 0 27		
Punting	No. Yds Avg Long In20 TB		
Gunnar Kane	1 41 41.0 41 1 0		
Punt Returns	No. Yards TD Long		
Rashard Davis	1 76 1 76		
John Miller	1 8 0 8		
Kick Returns	No. Yards TD Long		
Robbie Walker	3 68 0 29		
Tackles	UA-A Total Sacks TFL		
Gage Steele	4-6 10 0.0 0.5		
Raven Greene	4-4 8 0.0 0.0		
Qtr Time Scoring Play			
1st	12:53	JMU - Trai Sharp 23 yd run (Tyler Gray kick), 6-71 2:07	0 - 7
	09:48	JMU - Domo Taylor 70 yd pass from Cole Johnson (Tyler Gray kick), 6-86 2:11	0 - 14
	05:01	JMU - Tyler Gray 23 yd field goal, 5-65 2:25	0 - 17
	14:02	JMU - Tyler Gray 21 yd field goal, 9-70 3:49	0 - 20
2nd	08:47	JMU - Taylor Woods 5 yd run (Tyler Gray kick), 7-81 3:02	0 - 27
	01:00	ELON - Efrim Borders 56 yd pass from Daniel Thompson (John Gallagher kick), 8-85 3:36	7 - 27
	09:13	ELON - De'Sean McNair 1 yd run (John Gallagher kick), 11-75 5:47	14 - 27
	07:00	JMU - Domo Taylor 21 yd pass from Cole Johnson (Cole Johnson rush), 5-73 2:06	14 - 35
	01:02	JMU - Trai Sharp 9 yd pass from Taylor Woods (Tyler Gray kick), 8-67 3:08	14 - 42
	14:03	JMU - Rashard Davis 76 yd punt return (Tyler Gray kick)	14 - 49
3rd	09:54	JMU - Khalid Abdullah 10 yd run (Tyler Gray kick), 6-59 2:21	14 - 56
	02:16	JMU - Robbie Walker 13 yd pass from Hunter Etheridge (Tyler Gray kick), 8-74 3:41	14 - 63



SINGLE-GAME RECORDS



INDIVIDUAL RECORDS

Rushing Yards

276 - Vad Lee - 9/26/15

Rushing Attempts

38 - Curtis Keaton at Delaware - 11/21/98

Rushing Touchdowns

5 - Curtis Keaton vs. UConn - 10/23/99
5 - Kelvin Jeter vs. Morgan State 9/2/95

Rushing Long

95 - Joe Sparksman vs. W&M - 11/10/90

Passing Yards

433 - Vad Lee at Richmond - 11/15/14

Passing Completions

34 - Matt LeZotte at Villanova - 10/6/01

Passing Attempts

58 - Matt LeZotte at Villanova - 10/6/01

Passing Percentage (min. 15 pass attempts)

95.5 (21/22) - Bryan Schor vs. Rhode Island - 10/29/16

Passing Touchdowns

5 - Bryan Schor vs. Rhode Island - 10/29/16
5 - Vad Lee at Towson - 10/10/15
5 - Michael Birdsong vs. Stony Brook - 11/16/13

Passing Long

93 - Vad Lee to DeAndre' Smith at Richmond - 11/15/14

Interceptions Thrown

6 - Matt LeZotte vs. Delaware - 11/3/01

Receptions

13 - Earnest Payton at Rhode Island - 10/31/98
13 - Earnest Payton at UMass - 10/10/98

Receiving Yards

192 - David McLeod at Villanova - 11/13/93

Receiving Touchdowns

3 - Daniel Schiele vs. Rhode Island - 10/29/16
3 - Daniel Brown vs. Albany - 10/5/13
3 - Macey Brooks at Boston University - 9/21/96
3 - Macey Brooks at McNeese State - 9/14/96
3 - Gary Clark vs. Liberty - 9/24/83
3 - Gary Clark vs. C.W.Post - 10/10/81

Total Yards of Offense

565 - Vad Lee at SMU - 9/26/15

Total Plays

71 - Vad Lee at Villanova - 9/20/14
71 - Matt Lezotte at Villanova - 10/6/01

Run-Pass Touchdowns

6 - Vad Lee at Charlotte - 10/25/14

All-Purpose Yards

339 - Jay Jones at Richmond - 10/19/96

Points

30 - Curtis Keaton vs. UConn - 10/23/99
30 - Kelvin Jeter vs. Morgan State - 9/2/95

Points Kicking

16 - John Coursey vs. Morgan State - 9/2/95

Extra Points Made

12 - Tyler Gray vs. Rhode Island - 10/29/16

Extra Points Attempted

12 - Tyler Gray vs. Rhode Island - 10/29/16

Field Goals Made

3 - Ryan Maglio at Towson - 10/10/15
3 - Ryan Maglio vs. W&M - 11/1/14
3 - Cameron Starke at Delaware - 9/28/13
3 - Dave Stannard vs. Richmond - 10/27/07
3 - Burke George vs. Florida Atlantic - 9/14/02
3 - Mike Glover vs. Villanova - 10/7/00
3 - Mike Glover at Hofstra - 11/20/99
3 - Mike Glover at Villanova - 10/2/99
3 - John Coursey at W&M - 9/9/95
3 - John Coursey at Delaware - 10/8/94
3 - Mickey Stinnett vs. ETSU - 9/25/82
3 - Scott Norwood vs. ETSU - 11/8/80
3 - Scott Norwood vs. Liberty 10/11/80
3 - Scott Norwood vs. Morehead St. - 11/10/79

Field Goal Attempts

5 - Burke George vs. Florida Atlantic - 9/14/02
5 - Mike Glover at Rhode Island - 10/14/00
5 - Scott Norwood vs. Morehead State - 11/10/79

Field Goal Long

53 - Mickey Stinnett vs. Richmond - 9/1/84

Punts

11 - Mike Glover at Richmond - 11/11/00
11 - Allen Leonard vs. Mars Hill - 9/30/78
11 - Winston Bersch vs. Frostburg State - 10/19/74

Punt Average (3 att.)

53.0 - John Druett vs. Liberty - 9/21/85

Punt Long

73 - Nelson Garner vs. Boston Univ. - 10/7/95
73 - Scott Todd vs. App. State - 9/10/88

Kickoff Returns

7 - Griff Yancey at Delaware - 11/3/07
7 - Shaun Marshall vs. Delaware - 10/21/95
7 - John Allen at UConn - 9/18/93

Kickoff Return Yards

268 - Jay Jones at Richmond - 10/19/96

Kickoff Return Long

100 (TD) - Dejour Simmons vs. UR - 10/12/13
100 (TD) - Scotty McGee vs. Towson - 11/17/07

Kickoff Return TD's

1 - Brandon Ravenel vs. Villanova - 11/21/15
1 - Charles Tutt at Towson - 10/10/15
1 - Dejour Simmons vs. UR - 10/12/13
1 - Scotty McGee vs. App. State - 9/20/08
1 - Scotty McGee vs. Towson - 11/17/07
1 - Scotty McGee at Youngstown State - 11/25/06
1 - Tony Booth vs. Northeastern - 11/7/98
1 - B.J. Thornley vs. Richmond - 10/25/97
1 - Jay Jones at Richmond - 10/19/96
1 - Shaun Marshall vs. Boston Univ. - 10/7/95
1 - Dwight Robinson vs. Villanova - 10/15/94
1 - Dwight Robinson at W&M - 10/30/93
1 - Dwight Robinson vs. Lock Haven - 9/4/93
1 - Gary Clark vs. Liberty - 9/24/83

Punt Returns

8 - L.C. Baker vs. Lock Haven - 9/4/04



SINGLE-GAME RECORDS



Punt Return Yards

183 - Gary Clark at Virginia - 9/17/83

Punt Return Long

89 - Gary Clark at Virginia - 9/17/83

Punt Return TD's

2 - Gary Clark at Virginia (87, 89) - 9/17/83

Tackles

26 - Clyde Hoy vs. Towson - 11/7/81

26 - Clyde Hoy at U.S. Merchant Marine - 10/4/80

Sacks

4.5 - Kwynn Walton vs. Virginia Military - 10/30/04

Interceptions Caught

3 - Chris Jacobs vs. Georgia Southern - 11/2/85

3 - Bob Logan at Emory & Henry - 9/11/76

Interception Yards

101 - Taylor Reynolds at Richmond - 11/15/14

Interception Return Long

100 (TD) - Tony LeZotte vs. Towson - 11/19/05

100 (Def. 2-Pt.) - Mike Masella vs. Villanova - 9/9/98

Interception Return TD's

2 - Taylor Reynolds at Richmond - 11/15/14

Fumble Return TD's

2 - Tom McGlooin vs. Randolph-Macon - 10/27/79

Fumble Return Yards

99 - Chris Morant vs. Northeastern 9/11/99

Total Defensive TD's

2 - Taylor Reynolds (2 INT) at Richmond - 11/15/14

2 - Dennard Melton (INT, FR) vs. Lock Haven - 9/2/00

2 - Tom McGlooin (2 FR) vs. Randolph-Macon - 10/27/79

TEAM RECORDS

Rushing Yards

501 - vs. Frostburg State - 10/23/76

Most Rushes

84 - at Richmond - 9/22/90

Rushing Touchdowns

10 - vs. Morehead State - 9/3/16

Passing Yards

433 - at Richmond - 11/15/14

Completions

34 - at Villanova - 10/6/01

Passing Percentage

.941 (16-17) vs. Elon - 11/19/16

Passing Touchdowns

5 - JMU vs. Rhode Island - 10/29/16

5 - JMU at Towson - 10/10/15

5 - JMU vs. Stony Brook - 11/16/13

5 - JMU vs. Richmond - 10/26/91

Interceptions Thrown

6 - JMU vs. Delaware - 11/3/01

Total Offense

729 - at SMU - 9/26/15

Touchdowns

12 - vs. Rhode Island - 10/29/16

Plays

99 - vs. Delaware - 9/27/14

First Downs

40 - vs. Albany - 9/19/15

All-Purpose Yards

934 - vs. Lock Haven - 9/2/00

Punting Average

52.5 - at Youngstown State - 9/26/92

Punt Returns for TD's

2 - vs. CCSU - 9/10/16

2 - at Virginia - 9/17/83

JMU Turnovers

8 - at Virginia - 10/13/79

8 - at Towson - 9/15/79

Opponent Turnovers

9 - vs. Emory & Henry - 10/26/74

Interceptions Made

6 - at Gallaudet - 11/17/73

5 - vs. Rhode Island - 10/29/16 (vs. Division I opponent)

JMU Fumbles

9 - vs. Davidson - 10/26/85

9 - vs. Liberty - 9/21/85

Lost - 6 - at Virginia - 10/13/79

Opponent Fumbles

11 - vs. Randolph-Macon - 10/27/79

Lost - 8 - vs. Emory & Henry - 10/26/74

Opponent Points

69 - at Virginia - 10/13/79

JMU Win Margin

77 - vs. Rhode Island (84-7) - 10/29/16

JMU Win Margin on Road

51 - at Elon (51-0) - 10/17/15

Opponent Win Margin

60 - at Virginia (9-69) - 10/13/79

Penalties

15 - at UMass - 9/26/87

Yards Penalized

165 - vs. ETSU - 11/8/86

1st-Quarter Points

28 - vs. Rhode Island - 10/29/16

28 - vs. Morehead State - 9/3/16

2nd-Quarter Points

35 - vs. Morgan State - 9/2/95

3rd-Quarter Points

28 - vs. Lock Haven - 9/4/04

4th-Quarter Points

28 - vs. Lock Haven - 9/2/00

1st-Half Points

52 - vs. Morehead State - 9/3/16

2nd-Half Points

42 - vs. Lock Haven - 9/2/00

Total Points

84 - vs. Rhode Island - 10/29/16



THE LAST TIME...



TEAM

JMU Played a FBS Team

Lost 28-56 at North Carolina 9/17/16

JMU Beat a FBS Team

Won 48-45 at SMU 9/26/15

Overtime Game

Lost 30-23 vs. Delaware 9/27/14

Multiple-Overtime Game

Won 27-26 (2OT) vs. William & Mary 10/13/12

Scored 50 Points

JMU: JMU 63, Elon 14 11/19/16

Opponent: North Carolina 56, JMU 28 9/17/16

Shutout

JMU: JMU 51, Elon 0 10/17/15

FBS Opponent: Virginia Tech 43, JMU 0 9/6/03

FCS Opponent: Villanova 27, JMU 0 10/17/09

300 Yards Rushing

JMU: 362 vs. Elon 11/19/16

Opponent: 312 vs. Delaware 10/1/16

300 Yards Passing

JMU: 337 vs. Elon 11/19/16

Opponent: 435 at Richmond 11/5/16

400 Yards Passing

JMU: 433 at Richmond 11/15/14

Opponent: 435 at Richmond 11/5/16

300 Yards Rushing & Passing

JMU: 362/337 vs. Elon 11/19/16

Opponent: Never

500 Yards Total Offense

JMU: 699 vs. Elon 11/19/16

Opponent: 551 at Richmond 11/5/16

600 Yards Total Offense

JMU: 699 vs. Elon 11/19/16

Opponent: 635 at North Carolina 9/17/16

700 Yards Total Offense

JMU: 729 at SMU 9/26/15

Opponent: 720 vs. Richmond 10/24/15

No Sacks Allowed

JMU: at Richmond 11/5/16

Opponent: at Villanova 11/12/16

Safety By

JMU: vs. West Virginia 9/15/12

Opponent: at Villanova (2x) 11/10/12

Scored Two Defensive TDs

JMU: vs. Rhode Island (2 IR) 10/29/16

Opponent: at Northeastern (IR, FR) 11/23/02

No Punts

JMU: at Richmond 11/5/16

Opponent: at Virginia Tech 9/11/10

INDIVIDUAL

150 Yards Rushing

JMU: Khalid Abdullah (194) vs. William & Mary 10/8/16

Opponent: Zach Bednarczyk (157) vs. Villanova 11/21/15

200 Yards Rushing

JMU: Vad Lee (276) at SMU 9/26/15

Opponent: Jacobi Green (236) vs. Richmond 10/24/15

Two 100-Yard Rushers

JMU: Abdullah (159), Schor (103) vs. Delaware 10/1/16

Opponent: Thompson (120), McGraw (109) vs. UD 10/18/97

Three 100-Yard Rushers

JMU: Schor (129), Sharp (110), Johnson (104) vs. Morehead 9/3/16

2nd time ever - previous 9/5/15 vs. MSU

300 Yards Passing

JMU: Vad Lee (309) vs. Rhode Island 10/29/16

Opponent: Trevor Knight (314) at New Hampshire 10/15/16

400 Yards Passing

JMU: Vad Lee (433) at Richmond 11/15/14

Opponent: Mitch Trubisky (432) at UNC 9/17/16

Three TD Passes

JMU: Bryan Schor (3) at Richmond 11/5/16

Opponent: Kyle Lauletta (5) at Richmond 11/5/16

Four TD Passes

JMU: Bryan Schor (5) vs. Rhode Island 10/29/16

Opponent: Kyle Lauletta (5) at Richmond 11/5/16

300 Yards Total Offense

JMU: Bryan Schor (376) at Richmond 11/5/16

Opponent: Trevor Knight (324) at New Hampshire 10/15/16

400 Yards Total Offense

JMU: Vad Lee (418) vs. Richmond 10/24/15

Opponent: Mitch Trubisky (458) at UNC 9/17/16

QB Ran/Threw For 100 Yards

JMU: Bryan Schor (209/103) vs. Delaware 10/1/16

Opponent: Armanti Edwards (109/142) vs. App. State 9/20/08

10 Receptions

JMU: D.D. Boxley (11) at Maine 10/16/04

Opponent: M. Love (12) & N. O'Connor (10) at UNH 10/15/16



THE LAST TIME...



100 Yards Receiving

JMU: Domo Taylor (114) vs. Elon 11/19/16
Opponent: N. O'Connor (192) & M. Love (127) at UNH 10/15/16

150 Yards Receiving

JMU: Rockeed McCarter (168) vs. VMI 9/19/09
Opponent: Neil, O'Connor (192) at New Hampshire 10/15/16

300 All-Purpose Yards

JMU: Griff Yancey (323) at Delaware 11/3/07
Opponent: Stephan Lewis (305) vs. New Hampshire 9/7/02

150 Yards On Kickoff Returns

JMU: Charles Tutt (153) at Towson 10/10/15
Opponent: Tereak McCray (185) at Elon 10/17/15

100 Yards On Punt Returns

JMU: Cortez Thompson (105) vs. Delaware 11/6/04
Opponent: DeAngelo Hall (105) at Virginia Tech 9/6/03

50-Yard Run

JMU: Taylor Woods (59) vs. Elon 11/19/16
Opponent: Zach Bednarczyk (56-TD) at Villanova 11/12/16

50-Yard Pass

JMU: C. Johnson to D. Taylor (70-TD) vs. Elon 11/19/16
Opponent: M. Trubisky to M. Hollins (79-TD) at UNC 9/17/16

50-Yard Kickoff Return

JMU: Brandon Ravenel (98-TD) vs. Villanova 11/21/15
Opponent: Harold Cooper (99-TD) vs. Rhode Island 10/29/16

50-Yard Punt Return

JMU: Rashard Davis (76-TD) vs. Elon 11/19/16
Opponent: Justin Bell (75) at Eastern Kentucky 11/26/11

50-Yard Field Goal

JMU: Jason Pritchard (51) at Richmond 10/11/08
Opponent: Chad Hedlund (52) at SMU 9/26/15

50-Yard Interception Return

JMU: Taylor Reynolds (55-TD) at Richmond 11/15/14
Opponent: Jabari Marshall (67) at Duke 8/30/08

60-Yard Punt

JMU: Gunnar Kane (66) vs. William & Mary 10/8/16
Opponent: Nick Dorka (67) vs. William & Mary 11/1/14

Kickoff Return For TD

JMU: Brandon Ravenel (98) vs. Villanova 11/21/15
Opponent: Harold Cooper (99) vs. Rhode Island 10/29/16

Punt Return For TD

JMU: Rashard Davis (76) vs. Elon 11/19/16
Opponent: DeAndrew Rubin (81) at South Florida 9/16/00

Interception Return For TD

JMU: Marcell Johnson (32) vs. Rhode Island 10/29/16
Opponent: Terence Taylor (24) at Villanova 10/4/03

Punt Blocked By

JMU: Charles Tutt vs. Stony Brook 10/3/15
Opponent: Kendell Anderson vs. William & Mary 11/1/14

Punt Blocked For TD By

JMU: Brandon Lee vs. Georgia State 10/27/12
Opponent: Kendell Anderson vs. William & Mary 11/1/14

PAT Blocked By

JMU: Simeyon Robinson at New Hampshire 10/15/16
Opponent: Winston Craig at Richmond 11/5/16

Field Goal Try Blocked By

JMU: Cornell Urquhart at Villanova 11/12/16
Opponent: Blaine Woodson at Delaware 11/14/15

Field Goal Try Blocked By For TD

JMU: R. McCarter/T. Townsend vs. Villanova 9/28/02
Opponent: Never

Defensive PAT

JMU: Vidal Nelson vs. Towson 11/29/09
Opponent: DeAndre Houston-Carson at W&M 10/31/15

Fumble Return For TD

JMU: Charles Tutt (6) at New Hampshire 10/15/16
Opponent: Ryan Torzsa (41) at Delaware 11/14/15

Defensive Fumble Recovery For TD

JMU: Scott Baxter at Shippensburg 11/12/83
Opponent: Jon Oosterhuis at New Hampshire 9/8/01

Three Sacks

JMU: Andrew Ankrah (3.5) at SMU 9/26/15
Opponent: Eric Wright (3.0) vs. Richmond 10/12/13



Game

Rushing Yards

1.	276	Vad Lee at SMU (9/26/15)
2.	264	Warren Marshall vs. William & Mary (10/25/86)
3.	251	Dae'Quan Scott at Massachusetts (11/19/11)
4.	247	Warren Marshall at Liberty (9/22/84)
5.	241	Curtis Keaton vs. Villanova (9/19/98)
6.	240	Kelvin Jeter vs. Troy State (11/26/94)
7.	237	Curtis Keaton vs. Connecticut (10/23/99)
8.	216	Ron Stith vs. California (Pa.) (10/9/76)
9.	213	Jordan Anderson vs. Maine (10/8/11)
10.	210	Curtis Keaton vs. South Florida (10/30/99)

Rushing Attempts

1.	38	Curtis Keaton at Delaware (11/21/98)
2.	36	Raymond Hines vs. William & Mary (11/13/04)
	36	Kelvin Jeter vs. William & Mary (10/12/96)
4.	35	Curtis Keaton vs. Villanova (9/19/98)
	35	Kenny Sims at Central Florida (11/14/92)
6.	34	Curtis Keaton vs. South Florida (10/30/99)
	34	Curtis Keaton at New Hampshire (9/18/99)
	34	Anthony Moore vs. Rhode Island (11/15/97)
9.	33	Curtis Keaton vs. Richmond (11/13/99)
	33	Warren Marshall vs. William & Mary (10/25/86)

Rushing Touchdowns

1.	5	Curtis Keaton vs. Connecticut (10/23/99)
	5	Kelvin Jeter vs. Morgan State (9/2/95)
3.	4	Mike Cawley vs. Connecticut (11/12/94)
4.	3	Many players tied

Passing Yards

1.	433	Vad Lee at Richmond (11/15/14)
2.	406	Vad Lee at Villanova (9/20/14)
3.	388	Greg Maddox vs. Hofstra (9/12/98)
4.	376	Matt LeZotte at Villanova (10/6/01)
5.	355	Michael Birdsong vs. Stony Brook (11/16/13)
6.	348	Eriq Williams vs. Richmond (10/26/91)
7.	345	Tom Bowles at William & Mary (10/31/81)
8.	340	Justin Thorpe at Rhode Island (9/22/12)
9.	334	Vad Lee vs. Lehigh (9/12/15)
10.	333	Vad Lee at Charlotte (10/25/14)

Passing Attempts

1.	58	Matt LeZotte at Villanova (10/6/01)
2.	48	Mike Cawley vs. Delaware (10/21/95)
3.	47	Vad Lee at Charlotte (10/25/14)
	47	Greg Maddox vs. Hofstra (9/12/98)
5.	44	Vad Lee vs. Delaware (9/27/14)
	44	Mike Cawley at Connecticut (9/18/93)
7.	43	Vad Lee at Villanova (9/20/14)
	43	Michael Birdsong at New Hampshire (11/9/13)
	43	Greg Maddox vs. New Hampshire (9/28/96)
	43	Mike Cawley at Villanova (9/23/95)

TOP-10 LISTS

Season

Rushing Yards

1.	1,770	Rodney Landers	2008
2.	1,719	Curtis Keaton	1999
3.	1,304	Dae'Quan Scott	2011
4.	1,300	Khalid Abdullah	2016
5.	1,284	Warren Marshall	1986
6.	1,273	Rodney Landers	2007
7.	1,199	Kenny Sims	1991
8.	1,181	Warren Marshall	1985
9.	1,157	Kenny Sims	1992
10.	1,085	Eugene Holloman	2006

Rushing Attempts

1.	314	Curtis Keaton	1999
2.	268	Rodney Landers	2008
3.	239	Dae'Quan Scott	2013
4.	237	Dae'Quan Scott	2011
5.	223	Rodney Landers	2007
	223	Curtis Keaton	1998
	223	Warren Marshall	1986
8.	219	Warren Marshall	1985
9.	213	Raymond Hines	2004
10.	205	Khalid Abdullah	2016

Rushing Touchdowns

1.	20	Curtis Keaton	1999
2.	17	Khalid Abdullah	2016
3.	16	Rodney Landers	2008
4.	14	Kenny Sims	1992
5.	13	Khalid Abdullah	2015
6.	12	Dae'Quan Scott	2011
	12	Rodney Landers	2007
	12	Mike Cawley	1994
9.	11	Eriq Williams	1991
10.	10	Seven Players Tied	

Passing Yards

1.	3,462	Vad Lee	2014
2.	2,813	Michael Birdsong	2013
3.	2,459	Mike Cawley	1995
4.	2,190	Vad Lee	2015
5.	2,045	Justin Rascati	2006
	2,045	Justin Rascati	2004
7.	2,035	Mike Cawley	1994
8.	2,026	Bryan Schor	2016
9.	1,988	Mike Cawley	1993
10.	1,949	Eriq Williams	1992

Passing Attempts

1.	465	Vad Lee	2014
2.	376	Michael Birdsong	2013
3.	361	Mike Cawley	1995
4.	297	Greg Maddox	1998
5.	283	Justin Rascati	2004
6.	268	Greg Maddox	1997
7.	263	Mike Cawley	1994
8.	240	Vad Lee	2015
9.	239	Matt LeZotte	2003
	239	Mike Cawley	1993



Career

Rushing Yards

1.	4,168	Warren Marshall	1982-86
2.	3,477	Rodney Landers	2005-08
3.	3,332	Dae'Quan Scott	2009-13
4.	3,169	Khalid Abdullah	2013-
5.	2,783	Curtis Keaton	1998-99
6.	2,694	Alvin Banks	2003-06
7.	2,665	Kenny Sims	1989-92
8.	2,534	Maurice Fenner	2003-06
9.	2,322	Eriq Williams	1989-92
10.	2,319	Greg Medley	1986-89

Rushing Attempts

1.	737	Warren Marshall	1982-86
2.	642	Eriq Williams	1989-92
3.	580	Khalid Abdullah	2013-
4.	551	Alvin Banks	2003-06
5.	540	Rodney Landers	2005-08
6.	537	Curtis Keaton	1998-99
7.	473	Maurice Fenner	2003-06
8.	453	Butch Robinson	1977-80
9.	448	Greg Medley	1986-89
10.	440	Dae'Quan Scott	2009-12

Rushing Touchdowns

1.	36	Khalid Abdullah	2013-
2.	32	Dae'Quan Scott	2009-12
	32	Eriq Williams	1989-92
4.	31	Rodney Landers	2005-08
5.	30	Curtis Keaton	1998-99
6.	29	Maurice Fenner	2003-06
	29	Warren Marshall	1982-86
8.	28	Alvin Banks	2003-06
9.	25	Kenny Sims	1989-92
10.	23	Ron Stith	1973-76

Passing Yards

1.	6,482	Mike Cawley	1993-95
2.	5,912	Justin Rascati	2004-06
3.	5,652	Vad Lee	2014-15
4.	5,356	Eriq Williams	1989-92
5.	4,863	Greg Maddox	1996-98
6.	4,504	Matt LeZotte	2001-04
7.	3,661	Justin Thorpe	2008-12
8.	3,583	Tom Bowles	1979-83
9.	3,288	Rodney Landers	2005-08
10.	3,206	Michael Birdsong	2012-13

Passing Attempts

1.	863	Mike Cawley	1993-95
2.	769	Greg Maddox	1996-98
3.	728	Justin Rascati	2004-06
4.	705	Vad Lee	2014-15
5.	646	Matt LeZotte	2001-04
6.	617	Eriq Williams	1989-92
7.	584	Tom Bowles	1979-83
8.	472	Justin Thorpe	2008-12
9.	453	Michael Birdsong	2012-13
10.	395	Rodney Landers	2005-08



Game

Pass Completions

1.	34	Matt LeZotte at Villanova (10/6/01)
2.	32	Vad Lee at Charlotte (10/25/14)
3.	31	Mike Cawley vs. Delaware (10/21/95)
4.	29	Michael Birdsong at Akron (9/7/13)
5.	28	Mike Cawley at Connecticut (9/18/93)
6.	27	Vad Lee at Richmond (11/15/14)
7.	26	Vad Lee vs. William & Mary (11/1/14)
	26	Justin Thorpe at Rhode Island (9/22/12)
	26	Matt LeZotte vs. Northeastern (11/22/03)
	26	Greg Maddox vs. Hofstra (9/12/98)

Passing Touchdowns

1.	5	Bryan Schor vs. Rhode Island (10/29/16)
	5	Vad Lee at Towson (10/10/15)
	5	Michael Birdsong vs. Stony Brook (11/16/13)
4.	4	Bryan Schor at New Hampshire (10/15/16)
	4	Vad Lee vs. Albany (9/19/15)
	4	Vad Lee at Charlotte (10/25/14)
	4	Eriq Williams vs. Richmond (10/26/91)
	4	Eriq Williams at William & Mary (9/28/91)
	4	Eriq Williams vs. Central Florida (9/7/91)
	4	Eric Green vs. St. Paul's (10/4/86)

Receptions

1.	13	Earnest Payton at Massachusetts (10/10/98)
2.	13	Earnest Payton at Rhode Island (10/31/98)
3.	11	D.D. Boxley at Maine (10/16/04)
4.	10	Alan Harrison at Villanova (10/6/01)
	10	Jay Jones vs. New Hampshire (9/28/96)
	10	David McLeod vs. Boston (11/20/93)
	10	David McLeod at Massachusetts (10/2/93)
	10	Gary Clark at William & Mary (10/31/81)
9.	9	Nine Players Tied

Receiving Yards

1.	192	David McLeod at Villanova (11/13/93)
2.	187	David McLeod vs. New Hampshire (10/16/93)
3.	185	David McLeod at Youngstown State (9/26/92)
	185	Gary Clark at Delaware State (10/8/83)
5.	184	David McLeod vs. Boston University (11/20/93)
6.	182	Gary Clark at William & Mary (10/31/81)
7.	181	Earnest Payton vs. Lock Haven (9/2/00)
8.	170	Gary Clark vs. C.W. Post (10/10/81)
9.	168	Rockeed McCarter vs. VMI (9/19/09)
10.	160	Jay Jones at Villanova (9/23/95)

Receiving Touchdowns

1.	3	Daniel Schiele vs. Rhode Island (10/29/16)
	3	Daniel Brown vs. Albany (10/5/13)
	3	Macey Brooks at Boston (9/21/96)
	3	Macey Brooks at McNeese State (9/14/96)
	3	Gary Clark vs. Liberty (9/24/83)
	3	Gary Clark vs. C.W. Post (10/10/81)
7.	2	Many players tied

TOP-10 LISTS

Season

Pass Completions

1.	282	Vad Lee	2014
2.	227	Michael Birdsong	2013
3.	196	Mike Cawley	1995
4.	185	Justin Rascati	2004
5.	164	Vad Lee	2015
	164	Greg Maddox	1998
7.	156	Bryan Schor	2016
8.	153	Justin Rascati	2006
9.	152	Mike Cawley	1994
10.	149	Justin Rascati	2005

Passing Touchdowns

1.	30	Vad Lee	2014
2.	22	Michael Birdsong	2013
3.	21	Vad Lee	2015
	21	Rodney Landers	2008
5.	20	Justin Rascati	2006
6.	19	Eriq Williams	1991
7.	18	Bryan Schor	2016
8.	17	Justin Rascati	2005
	17	Mike Cawley	1995
	17	Eriq Williams	1992

Receptions

1.	82	Earnest Payton	1998
2.	64	David McLeod	1993
3.	63	Jay Jones	1996
4.	58	David McLeod	1992
5.	57	Brandon Ravenel	2015
	57	Gary Clark	1983
7.	56	Macey Brooks	1996
8.	54	Jay Jones	1995
9.	46	L.C. Baker	2006
	46	Gary Clark	1982

Receiving Yards

1.	1,207	David McLeod	1993
2.	958	Gary Clark	1982
3.	933	David McLeod	1992
4.	921	Earnest Payton	1998
5.	885	Gary Clark	1983
6.	828	Macey Brooks	1996
7.	777	Earnest Payton	1997
8.	751	Jay Jones	1996
9.	710	Jay Jones	1995
10.	705	Alan Harrison	2002

Receiving Touchdowns

1.	14	Macey Brooks	1996
2.	8	DeAndre' Smith	2014
	8	Daniel Brown	2013
	8	L.C. Baker	2006
	8	David McLeod	1991
6.	7	Daniel Brown	2014
	7	Jay Jones	1995
	7	David McLeod	1992
	7	Keith Thornton	1988
10.	6	Nine Players Tied	



Career

Pass Completions

1.	487	Justin Rascati	2004-06
2.	479	Mike Cawley	1993-95
3.	446	Vad Lee	2014-15
4.	405	Greg Maddox	1996-98
5.	358	Matt LeZotte	2001-04
6.	326	Eriq Williams	1989-92
7.	281	Justin Thorpe	2008-12
8.	268	Michael Birdsong	2012-13
9.	260	Tom Bowles	1979-83
10.	251	Rodney Landers	2005-08

Passing Touchdowns

1.	51	Vad Lee	2014-15
	51	Justin Rascati	2004-06
3.	42	Mike Cawley	1993-95
4.	40	Eriq Williams	1989-92
5.	35	Rodney Landers	2005-08
6.	34	Greg Maddox	1996-98
7.	26	Michael Birdsong	2012-13
8.	25	Bryan Schor	2014-
	25	Matt LeZotte	2001-04
	25	Eric Green	1984-87

Receptions

1.	185	Earnest Payton	1997-2000
2.	158	David McLeod	1990-93
3.	155	Gary Clark	1980-83
4.	151	Jay Jones	1993-96
5.	149	Brandon Ravenel	2013-
6.	123	Alan Harrison	2000-03
7.	118	Macey Brooks	1993-96
8.	113	Ed Perry	1993-96
9.	108	L.C. Baker	2004-07
19.	106	Lindsay Fleshman	1997-2000

Receiving Yards

1.	2,899	David McLeod	1990-93
2.	2,863	Gary Clark	1980-83
3.	2,807	Earnest Payton	1997-2000
4.	2,044	Brandon Ravenel	2013-
5.	2,014	Macey Brooks	1993-96
6.	1,907	Alan Harrison	2000-03
7.	1,862	Jay Jones	1993-96
8.	1,637	Lindsay Fleshman	1997-2000
9.	1,450	Daniel Brown	2011-14
10.	1,434	L.C. Baker	2004-07

Receiving Touchdowns

1.	25	Macey Brooks	1993-96
2.	21	David McLeod	1990-93
3.	17	Daniel Brown	2011-14
4.	16	Gary Clark	1980-83
5.	14	Mike Caussin	2006-09
	14	Alan Harrison	2000-03
	14	Jay Jones	1993-96
8.	13	Brandon Ravenel	2013-
	13	Rockeed McCarter	2006-09
	13	L.C. Baker	2004-07
	13	Earnest Payton	1997-2000



Game

Total Offense

1.	565	Vad Lee at SMU (9/26/15)
2.	478	Vad Lee at Villanova (9/20/14)
3.	455	Vad Lee at Richmond (11/15/14)
4.	418	Vad Lee vs. Richmond (10/24/15)
5.	408	Rodney Landers at Rhode Island (10/13/07)
6.	405	Matt LeZotte at Villanova (10/6/01)
7.	404	Vad Lee at Charlotte (10/25/14)
8.	402	Vad Lee vs. Morehead State (9/5/15)
9.	391	Michael Birdsong vs. Stony Brook (11/16/13)
10.	390	Greg Maddox vs. Hofstra (9/12/98)

Scoring (Rushing + Receiving)

1.	30	Curtis Keaton vs. Connecticut (10/23/99)
	30	Kelvin Jeter vs. Morgan State (9/2/95)
3.	24	Alvin Banks vs. Northeastern (9/23/06)
	24	Mike Cawley vs. Connecticut (11/12/94)
	24	Gary Clark vs. Liberty (9/24/83)
6.	20	Mike Cawley vs. Delaware (10/9/93)
	20	Eric Green vs. Morehead State (9/19/87)
8.	18	Many players tied

Touchdowns (Rushing + Receiving)

1.	5	Curtis Keaton vs. Connecticut (10/23/99)
	5	Kelvin Jeter vs. Morgan State (9/2/95)
3.	4	Alvin Banks vs. Northeastern (9/23/06)
	4	Mike Cawley vs. Connecticut (11/12/94)
	4	Gary Clark vs. Liberty (9/24/83)
6.	3	Many players tied
		Khalid Abdullah vs. William & Mary (10/8/16)
		Bryan Schor vs. Delaware (10/1/16)
		Bryan Schor vs. Morehead State (9/3/16)
		Taylor Woods vs. Morehead State (9/3/16)

All-Purpose Yards

1.	339	Jay Jones at Richmond (10/19/96)
2.	323	Griff Yancey at Delaware (11/3/07)
3.	322	Delvin Joyce vs. East Tennessee State (9/13/97)
4.	276	Vad Lee at SMU (10/26/15)
5.	266	Rodney Stockett at Georgia Southern (11/15/86)
6.	265	Delvin Joyce vs. Delaware (10/18/97)
7.	264	Warren Marshall vs. William & Mary (10/25/86)
8.	262	Delvin Joyce vs. Villanova (10/7/00)
9.	256	Gary Clark vs. Appalachian State (9/11/82)
10.	252	Ron Stith vs. California (Pa.) (10/9/76)

Kickoff Return Yards

1.	268	Jay Jones at Richmond (10/19/96)
2.	184	Brandon Ravenel vs. Colgate (12/5/15)
3.	180	Robert Turner vs. Delaware (10/29/83)
4.	175	Rodney Stockett at Georgia Southern (11/15/86)
5.	168	Delvin Joyce vs. Villanova (9/19/98)
6.	157	Scotty McGee at Duke 8/30/08)
	157	Scotty McGee at Youngstown State (11/25/06)
8.	155	John Allen at Connecticut (9/18/93)
9.	154	Scotty McGee at Appalachian State (11/24/07)
10.	153	Charles Tutt at Towson (10/10/15)

TOP-10 LISTS

Season

Total Offense

1.	4,288	Vad Lee	2014
2.	3,304	Rodney Landers	2008
3.	3,038	Michael Birdsong	2013
4.	3,004	Vad Lee	2015
5.	2,951	Rodney Landers	2007
6.	2,624	Mike Cawley	1994
7.	2,571	Bryan Schor	2016
8.	2,563	Justin Rascati	2006
9.	2,529	Mike Cawley	1995
10.	2,523	Eriq Williams	1992

Scoring (Rushing + Receiving)

1.	126	Curtis Keaton	1999
2.	114	Khalid Abdullah	2016
3.	99	Dave Stannard	2008
4.	96	Rodney Landers	2008
5.	91	Dave Stannard	2007
6.	84	Macey Brooks	1996
	84	Kenny Sims	1992
8.	83	David Rabil	2006
9.	82	John Coursey	1994
10.	80	Griff Yancey	2008

Touchdowns (Rushing + Receiving)

1.	21	Curtis Keaton	1999
2.	19	Khalid Abdullah	2016
3.	16	Rodney Landers	2008
4.	14	Macey Brooks	1996
	14	Kenny Sims	1992
6.	13	Khalid Abdullah	2015
	13	Dae'Quan Scott	2013
	13	Dae'Quan Scott	2011
	13	Griff Yancey	2008
10.	12	Six Players Tied	

All-Purpose Yards

1.	2,024	Curtis Keaton	1999
2.	1,770	Rodney Landers	2008
3.	1,741	Delvin Joyce	1998
4.	1,563	Delvin Joyce	1997
5.	1,545	Dae'Quan Scott	2011
6.	1,515	Jay Jones	1996
7.	1,495	Gary Clark	1983
8.	1,488	Dae'Quan Scott	2013
9.	1,465	Warren Marshall	1986
10.	1,420	Khalid Abdullah	2016

Kickoff Return Yards

1.	737	Jay Jones	1996
2.	727	Delvin Joyce	1998
3.	668	Shaun Marshall	1995
4.	656	Delvin Joyce	1997
5.	640	Scotty McGee	2009
	640	Scotty McGee	2008
7.	545	Scotty McGee	2007
8.	538	Rodney Stockett	1986
9.	516	Robert Turner	1983
10.	510	Dwight Robinson	1994



Career

Total Offense

1.	7,678	Eriq Williams	1989-92
2.	7,292	Vad Lee	2014-15
3.	7,249	Mike Cawley	1993-95
5.	7,111	Justin Rascati	2004-06
5.	6,765	Rodney Landers	2005-08
6.	5,412	Justin Thorpe	2008-12
7.	4,825	Greg Maddox	1996-98
8.	4,623	Matt LeZotte	2001-04
9.	4,554	Tom Bowles	1979-83
10.	4,168	Warren Marshall	1982-86

Scoring (Rushing + Receiving)

1.	258	Dae'Quan Scott	2009-13
2.	234	Khalid Abdullah	2013-
3.	231	David Rabil	2003-06
4.	220	John Coursey	1993-96
5.	215	Cameron Starke	2010-13
6.	208	Warren Marshall	1982-86
7.	204	Eriq Williams	1989-92
8.	194	Alvin Banks	2003-06
9.	190	Dave Stannard	2007-08
10.	186	Rodney Landers	2005-08
	186	Curtis Keaton	1998-99

Touchdowns (Rushing + Receiving)

1.	43	Dae'Quan Scott	2009-13
2.	39	Khalid Abdullah	2013-
3.	34	Warren Marshall	1982-86
4.	33	Eriq Williams	1989-92
5.	32	Alvin Banks	2003-06
6.	31	Rodney Landers	2005-08
	31	Curtis Keaton	1998-99
8.	29	Maurice Fenner	2003-06
9.	25	Macey Brooks	1993-96
	25	Kenny Sims	1989-92

All-Purpose Yards

1.	5,659	Delvin Joyce	1997-2000
2.	4,704	Dae'Quan Scott	2009-13
3.	4,621	Warren Marshall	1982-86
4.	3,963	Gary Clark	1980-83
5.	3,562	Rodney Landers	2005-08
6.	3,505	Khalid Abdullah	2013-
7.	3,384	Earnest Payton	1997-2000
8.	3,369	Rodney Stockett	1984-87
9.	3,263	Alvin Banks	2003-06
10.	3,120	Curtis Keaton	1998-99

Kickoff Return Yards

1.	2,166	Scotty McGee	2006-09
2.	1,902	Delvin Joyce	1997-2000
3.	1,434	Dwight Robinson	1991-94
4.	1,290	Rodney Stockett	1984-87
5.	1,165	Dejor Simmons	2011-14
6.	1,155	Tom Green	1989-91
7.	994	Ardon Bransford	2003-06
8.	896	Kerby Long	2007-11
9.	819	Jay Jones	1993-96
10.	728	Shaun Marshall	1992-95



Game

Punt Return Yards

1.	183	Gary Clark at Virginia (9/17/83)
2.	135	Delvin Joyce vs. Villanova (9/7/00)
3.	119	Delvin Joyce vs. Elon (9/26/98)
4.	116	L.C. Baker vs. Lock Haven (9/4/04)
5.	108	Delvin Joyce vs. Delaware (9/18/99)
6.	106	Anthony Archer at William & Mary (11/11/89)
7.	105	Cortez Thompson vs. Delaware (11/6/04)
8.	103	Anthony Archer vs. Georgia Southern (10/19/91)
9.	100	L.C. Baker at Villanova (11/11/06)
10.	99	Gary Clark vs. Appalachian State (9/11/82)

Field Goals Made

1.	3	Ryan Maglio at Towson (10/10/15)
	3	Ryan Maglio vs. William & Mary (11/1/14)
	3	Cameron Starke at Delaware (9/28/13)
	3	Dave Stannard vs. Richmond (10/27/07)
	3	Burke George vs. Florida Atlantic (9/14/02)
	3	Mike Glover vs. Villanova (10/7/00)
	3	Mike Glover at Hofstra (11/20/99)
	3	Mike Glover at Villanova (10/2/99)
	3	John Coursey at William & Mary (9/9/95)
	3	John Coursey at Delaware (10/8/94)
	3	Mickey Stinnett vs. East Tennessee State (9/25/82)
	3	Scott Norwood vs. East Tennessee State (11/8/80)
	3	Scott Norwood vs. Liberty (10/11/80)
	3	Scott Norwood vs. Morehead State (11/10/79)

Punting Average (min. 3)

1.	53.0	John Druett vs. Liberty (9/21/95)
2.	52.5	Brad Hudgins vs. Massachusetts (10/5/91)
3.	52.0	Scott Frazier at Youngstown State (9/26/92)
4.	50.0	David Skahn at Maine (11/3/12)
5.	49.5	Connor Arnone vs. Albany (10/5/13)
	49.5	Scott Todd vs. Liberty (10/1/88)
7.	49.0	Gunnar Kane vs. Rhode Island (10/29/16)
	49.0	Mickey Stinnett at Richmond (11/5/83)
9.	48.8	Nelson Garner vs. Boston (11/22/97)
	48.8	Scott Todd at Appalachian State (9/23/89)

Tackles

1.	26	Clyde Hoy vs. Towson (11/7/81)
	26	Clyde Hoy at U.S. Merchant Marine (10/4/80)
3.	25	Dean McCullough vs. Massachusetts (9/6/86)
	25	Dale Caparaso at Davidson (10/16/76)
5.	24	Clyde Hoy vs. Furman (10/17/81)
6.	23	Derrick Lloyd vs. Rhode Island (9/22/01)
	23	Marty Fitzgerald at Massachusetts (9/26/87)
8.	22	Four Players Tied

Sacks

1.	5#	Jim McHugh at Emory & Henry (10/25/75)
2.	5#	Bob Dunn at Emory & Henry (10/25/75)
3.	4.5	Kwynn Walton vs. VMI (10/30/04)
4.	4	John Baranowsky vs. Towson (11/17/07)
	4	Chris Morant at Rhode Island (10/31/98)
	4	Greg Colvin vs. VMI (10/22/88)
	4	Charles Haley vs. Davidson (10/26/85)
8.	3.5	Andrew Ankrah at SMU (9/26/15)
	3.5	Brandon Lee vs. Stony Brook (11/16/13)
	3.5	Arthur Moats vs. Villanova 12/6/08)
	3.5	Derrick Lloyd at Massachusetts (10/20/01)

1975 totals may include shared sacks

TOP-10 LISTS

Season

Punt Return Yards

1.	411	Delvin Joyce	2000
2.	403	Gary Clark	1982
3.	400	Delvin Joyce	1999
4.	388	Delvin Joyce	1998
5.	345	Anthony Archer	1991
	345	Anthony Archer	1990
7.	303	Gary Clark	1983
8.	296	Scotty McGee	2008
9.	289	Delvin Joyce	1997
10.	287	Rashard Davis	2016

Field Goals Made

1.	15	Cameron Starke	2011
	15	John Coursey	1994
	15	Scott Norwood	1980
4.	14	Mike Glover	1999
	14	John Coursey	1995
6.	13	Burke George	2002
	13	Nelson Garner	1997
	13	Mickey Stinnett	1984
9.	12	Cameron Starke	2013
10.	12	Dave Stannard	2007

Punting Average

1.	43.8	Chris Wright	1998
2.	43.7	Nelson Garner	1997
3.	43.4	Gunnar Kane	2016
4.	42.5	Gunnar Kane	2015
5.	42.1	John Druett	1987
6.	41.9	Nelson Garner	1996
7.	41.5	Nick Englehart	2003
	41.5	Scott Todd	1989
9.	40.9	Mickey Stinnett	1983
	40.9	Greg Caldwell	1981

Tackles

1.	167	Clyde Hoy	1981
2.	166	Dale Caparaso	1978
	166	Dale Caparaso	1976
4.	161	Dennard Melton	2003
5.	157	Derrick Lloyd	2001
6.	156	Derick Pack	2000
7.	155	Dale Caparaso	1979
8.	151	Dean McCullough	1986
9.	148	Dewey Windham	1975
10.	147	Two Players Tied	

Sacks

1.	13.5	Sage Harold	2014
2.	12	Chris Morant	1999
3.	11.5	Arthur Moats	2008
	11.5	Richard Hicks	2002
5.	11	Arthur Moats	2009
	11	Kevin Winston	2006
	11	Chris Morant	1998
	11	Larry Smith	1977
9.	10.5	Andrew Ankrah	2015
10.	10	Six Players Tied	



Career

Punt Return Yards

1.	1,488	Delvin Joyce	1997-2000
2.	817	Anthony Archer	1989-91
3.	774	L.C. Baker	2004-07
4.	748	Gary Clark	1980-83
5.	575	John Allen	1991-94
6.	570	Rodney Stockett	1984-87
7.	421	Dae'Quan Scott	2009-13
8.	393	Scotty McGee	2006-09
9.	381	Cortez Thompson	2001-04
10.	350	Rashard Davis	2013-

Field Goals Made

1.	39	John Coursey	1993-96
2.	37	Cameron Starke	2010-13
3.	32	David Rabil	2003-06
	32	Scott Norwood	1978-81
5.	30	Mickey Stinnett	1982-84
6.	23	Dave Stannard	2007-08
	23	Burke George	2001-03
8.	22	Ryan Maglio	2014-15
	22	Mike Glover	1997, 1999-2001
10.	21	Tim Garritty	1986-88

Punting Average

1.	43.5	Chris Wright	1996, 98
2.	41.8	Nelson Garner	1994-97
3.	41.4	John Druett	1985-87
4.	41.0	Scott Todd	1987-90
5.	40.9	Gunnar Kane	2014-
6.	40.3	Mickey Stinnett	1982-84
7.	39.5	David Skahn	2009-12
8.	39.4	Connor Arnone	2012-14
9.	39.3	Nick Englehart	2002-05
10.	38.9	Mike Glover	1997, 99-2001

Tackles

1.	506	Charles Haley	1982-85
2.	503	Clyde Hoy	1978-81
3.	487	Dale Caparaso	1976, 78-79
4.	445	Stephon Robertson	2010-13
5.	438	Woody Bergeria	1974-77
6.	427	Dean McCullough	1983-86
7.	416	Tony LeZotte	2004-07
8.	399	Derick Pack	1999-2001
9.	362	Eupton Jackson	1987-90
10.	341	Shawn Woodson	1984-88

Sacks

1.	33	Chris Morant	1998-2000
2.	29	Arthur Moats	2006-09
3.	28	Woody Bergeria	1974-77
4.	25.5	Sage Harold	2011-14
5.	25	Larry Smith	1975-78
6.	24.5	Kevin Winston	2003-06
7.	21	Mark Baird	1974-77
	21	Bob Dunn	1974-76
9.	19	Richard Hicks	1999-2002
10.	17	Five Players Tied	



Game

Interceptions

1.	3	Chris Jacobs vs. Georgia Southern (11/2/85)
	3	Bob Logan at Emory & Henry (9/11/76)
3.	2	Many Players Tied
		Raven Greene vs. Rhode Island (10/29/16)

Interception Return Yards

1.	101	Taylor Reynolds at Richmond (11/15/14)
2.	100	Tony LeZotte vs. Towson (11/19/05)
3.	94	Tony Jordan vs. William & Mary (10/12/96)
4.	76	Bob Logan at Emory & Henry (9/11/76)
5.	70	Akeem Jordan at Massachusetts (10/15/05)
6.	69	Clint Kent at William & Mary (12/10/04)
7.	67	Trey Townsend vs. Delaware (11/6/04)
8.	65	Quincy Waller vs. McNeese State (9/16/95)
9.	63	Bob Logan at Shippensburg (11/15/75)
10.	62	Two Players Tied

TOP-10 LISTS

Season

Interceptions

1.	8	Tony Booth	1997
2.	7	Terry Hansrote	1977
	7	Bob Logan	1976
4.	6	Quincy Waller	1995
	6	Chris Parrott	1992
	6	Brent Good	1974
7.	5	Seven Players Tied	
		Raven Greene	2016

Interception Return Yards

1.	146	Tony Jordan	1996
	146	Bob Logan	1976
3.	127	Taylor Reynolds	2014
4.	110	Raven Greene	2016
5.	107	Quincy Waller	1995
6.	105	Clint Kent	2004
	105	Brent Good	1974
8.	100	Tony LeZotte	2005
9.	93	Trey Townsend	2004
10.	91	Akeem Jordan	2005



Career

Interceptions

1.	13	Clint Kent	2002-05
	13	Bob Logan	1975-78
3.	12	Dean Marlowe	2011-14
4.	11	Taylor Reynolds	2013-
	11	John Stein	1993-96
	11	Mike Thurman	1978-82
7.	10	Mike Masella	1995-98
	10	Terry Hansrote	1975-77
9.	9	Tony Booth	1995-98
	9	Eupton Jackson	1987-90

Interception Return Yards

1.	229	Bob Logan	1975-78
2.	201	Taylor Reynolds	2013-
	201	Cortez Thompson	2001-04
4.	157	Clint Kent	2002-05
5.	155	Raven Greene	2013-
	155	Akeem Jordan	2003-06
7.	146	Tony Jordan	1993, 95-96
8.	145	Mike Thurman	1978-82
9.	143	Trey Townsend	2001-04
10.	142	Quincy Waller	1994-95



LONGEST PLAYS



Rush

1. 95 (TD)	Joe Sparksman vs. William & Mary	11/10/90
2. 92 (TD)	Brian Coe at Delaware State	10/8/83
3. 86 (TD)	Griff Yancey at Delaware	11/3/07
86 (TD)	Ron Stith vs. Frostburg State	10/23/76
5. 85 (TD)	Khalid Abdullah at Maine	9/24/16
6. 83 (TD)	Maurice Fenner vs. Lock Haven	9/4/04
7. 82 (TD)	Stan Jones at Emory & Henry	9/11/76
8. 81 (TD)	Rodney Landers vs. Delaware State	9/17/05
81 (TD)	Ron Stith at Frostburg State	10/18/75
10. 80 (TD)	Six Times	

Pass

1. 93 (TD)	Vad Lee to DeAndre' Smith at Richmond	11/15/14
2. 86 (TD)	Mike Cawley to David McLeod vs. New Hampshire	10/16/93
3. 82 (TD)	Mike Cawley to Jay Jones at Appalachian State	11/25/95
4. 81 (TD)	Jayson Cooke to Tahir Hinds vs. Rhode Island	11/1/03
5. 80 (TD)	Jace Edwards to Kerby Long vs. Villanova	10/15/11
80 (TD)	Jon Roddy to Gary Clark at Virginia	9/18/82
7. 78 (TD)	Eriq Williams to David McLeod vs. Hofstra	9/19/92
8. 77 (TD)	Drew Dudzik to Jamal Sullivan at Virginia Tech	9/11/10
77 (TD)	Matt LeZotte to Jason Mallory at Delaware	10/12/02
10. 73 (TD)	Eric Green to Warren Marshall vs. St. Paul's	10/4/86

Kickoff Return

1. 100 (TD)	Dejor Simmons vs. Richmond	10/12/13
100 (TD)	Scotty McGee vs. Towson	11/17/07
3. 99 (TD)	Scotty McGee vs. Appalachian State	9/20/08
99 (TD)	Scotty McGee at Youngstown State	11/25/06
99 (TD)	Jay Jones at Richmond	10/19/96
6. 98 (TD)	Brandon Ravenel vs. Villanova	11/21/15
98 (TD)	Tony Booth vs. Northeastern	11/7/98
98 (TD)	Shaun Marshall vs. Boston	10/7/95
9. 95 (TD)	Gary Clark vs. Liberty	9/24/83
10. 94 (TD)	Dwight Robinson vs. Villanova	10/15/94

Punt Return

1. 89 (TD)	Gary Clark at Virginia	9/17/83
2. 87 (TD)	Cortez Thompson vs. Delaware	11/6/04
87 (TD)	Gary Clark at Virginia	9/17/83
4. 80 (TD)	Anthony Archer vs. Georgia Southern	10/19/91
5. 79 (TD)	Gary Clark vs. Appalachian State	9/11/82
6. 77 (TD)	Earnest Payton vs. Boston University	11/22/97
7. 76 (TD)	Rashard Davis vs. Morehead State	9/3/16
8. 75 (TD)	Rashard Davis vs. Elon	11/19/16
75 (TD)	Rashard Davis vs. Central Connecticut	9/10/16
75 (TD)	Anthony Archer at William & Mary	11/11/89

Interception Return

1. 100 (TD)	Tony LeZotte vs. Towson	11/19/05
2. 94 (TD)	Tony Jordan vs. William & Mary	10/12/96
3. 70 (TD)	Akeem Jordan at Massachusetts	10/15/05
4. 69 (TD)	Clint Kent at William & Mary	12/10/04
5. 67 (TD)	Trey Townsend vs. Delaware	11/6/04
6. 65 (TD)	Quincy Waller vs. McNeese State	9/16/95
7. 63 (TD)	Bob Logan at Shippensburg	11/15/75
8. 62 (TD)	Jon Williams at Maryland	9/12/09
62 (TD)	Mike Thurman at U.S. Merchant Marine	10/4/80
10. 55 (TD)	Three Times (Two For TD)	
* 100 (PAT)	Mike Masella vs. Villanova	9/19/98

Fumble Return

1. 99 (TD)	Chris Morant vs. Northeastern	11/7/98
2. 94 (TD)	Mark Coates vs. Delaware	9/25/99
3. 84 (TD)	Dan Kobosko at Richmond	11/12/88
4. 77 (TD)	Taylor Reynolds vs. Villanova	11/21/15
5. 68 (TD)	Arthur Moats vs. Towson	11/21/09
6. 53 (TD)	Cortez Thompson at Rhode Island	11/2/02
7. 46 (TD)	Andy Bailey at William & Mary	10/11/98
8. 38 (TD)	Jamaris Sanders at Massachusetts	11/14/09
38 (TD)	Kevin Winston vs. Richmond	10/28/06
10. 35 (TD)	Brandon Beach at West Virginia	9/25/04

Field Goal

1. 53 (TD)	Mickey Stinnett vs. Richmond	9/1/84
2. 52 (TD)	Mike Glover vs. South Florida	10/30/99
3. 51 (TD)	Jason Pritchard at Richmond	10/11/08
51 (TD)	Scott Norwood vs. Towson State	11/7/81
51 (TD)	Scott Norwood vs. Morehead State	11/10/79
6. 50 (TD)	Jason Pritchard at Rhode Island	10/13/07
50 (TD)	Burke George at Hofstra	9/21/02
50 (TD)	Burke George at Maine	9/29/01
50 (TD)	Mike Glover at Hofstra	11/20/99
50 (TD)	Nelson Garner at William & Mary	10/11/97

Punt

1. 73 (TD)	Nelson Garner vs. Boston University	10/7/95
73 (TD)	Scott Todd vs. Appalachian State	9/10/88
3. 71 (TD)	Winston Bersch vs. Salisbury State	10/13/73
4. 70 (TD)	Jason Pritchard vs. Towson	11/17/07
5. 69 (TD)	Scott Todd vs. Richmond	11/12/88
6. 67 (TD)	Nelson Garner at Northeastern	11/8/97
7. 66 (TD)	Gunnar Kane vs. William & Mary	10/8/16
66 (TD)	Mike Glover vs. South Florida	10/30/99
9. 65 (TD)	David Skahn vs. Alcorn State	9/8/12
65 (TD)	Matt Goff at Liberty	9/19/09

Opponent Long Plays

Rush	94 (TD)	Bill Douglas vs. Frostburg State	10/23/76
Pass.	95 (TD)	Fred Vallett to Dave Klemic vs. Northeastern	11/7/98
Field Goal	63 (TD)	Tim Foley vs. Georgia Southern	11/7/87
Punt	75 (TD)	Andrew Maclay at Massachusetts	10/10/98
Kickoff Return	99 (TD)	Harold Cooper vs. Rhode Island	10/29/16
	99 (TD)	Brian Westbrook at Villanova	10/6/01
Punt Return.	81 (TD)	DeAndrew Rubin at South Florida	9/16/00
Interception Return . . .	100 (TD)	Melvin Cunningham at Marshall	12/3/94
	100 (TD)	Rico Mack vs. Appalachian State	11/17/90
Fumble Return	67 (TD)	Jamal Clay at Maine	11/3/12

2016 JMU FOOTBALL ROSTER UPDATED NOVEMBER 29, 2016

No.	Name	Year	Pos.	Height	Weight	Hometown / High School (Last School)
1	Trai Sharp	So.	RB	5-9	200	Carrboro, N.C./Carrboro
2	Dimitri Holloway	So.	LB	6-1	220	Newport News, Va./Heritage
2	Connor Mitch	R-Jr.	QB	6-3	220	Raleigh, N.C./Wakefield (South Carolina)
3	Domo Taylor	Sr.	WR	6-3	210	Columbia, S.C./Spring Valley (Georgia Military)
5	Jake Brown	Fr.	WR	5-11	180	Richmond, Va./Trinity Episcopal
5	Raven Greene	R-Jr.	S	6-0	200	Virginia Beach, Va./First Colonial
6	Rashard Davis	Sr.	WR	5-9	175	Charlottesville, Va./Charlottesville
7	Terrence Alls	R-Jr.	WR	6-1	195	Miami Gardens, Fla./Dade Christian (Duke)
7	Trey Wilson	Fr.	DB	5-10	185	Richmond, Va. (Hermitage)
8	John Miller	Jr.	WR	5-10	180	Columbia, S.C./Spring Valley
9	Kyre Hawkins	R-Jr.	LB	6-0	210	Baltimore, Md./Dunbar
10	Jacob Rosen	Fr.	LB	6-2	210	Gothenburg, Sweden/Briar Woods [Va.]
10	Riley Stapleton	R-Fr.	WR	6-5	215	Indiana, Pa./Indiana
11	Brandon Ravenel	Sr.	WR	6-0	185	Stafford, Va./North Stafford
12	Logan Boyd	R-Jr.	WR	6-5	200	Virginia Beach, Va./Bayside
12	Cole Johnson	Fr.	QB	6-5	195	Virginia Beach, Va./Cox
13	Ishmael Hyman	R-Jr.	WR	6-0	190	Manalapan, N.J./St. John Vianney (Kansas)
14	Taylor Reynolds	R-Sr.	CB	6-0	195	Newark, Del./Newark
15	Daniel Schiele	Sr.	TE	6-5	245	Yorktown, Va./Tabb
16	John Kinney	Fr.	LB	6-2	205	Richmond, Va./Hermitage
16	Neeshant Parikh	R-So.	QB	6-2	205	Richmond, Va./Trinity Episcopal (Bridgewater)
17	Bryan Schor	Jr.	QB	6-2	215	Milford, Pa./Delaware Valley (Lackawanna College)
18	Hunter Etheridge	R-So.	QB	6-3	220	Clayton, N.C./Woodberry Forest [Va.]
18	Tabb Patrick	Fr.	LB	6-1	210	Mechanicsville, Va./Hanover
19	Reid McCoy	So.	QB	6-2	205	Glen Allen, Va./The Kiski School (Robert Morris)
19	Mack Waldman	R-So.	QB	6-2	205	Highland, Ill./Highland (Northeastern Oklahoma A&M)
20	Taylor Woods	Jr.	RB	5-9	190	Havelock, N.C./Havelock
21	Robert Branch	So.	S	6-2	190	Baltimore, Md./Gilman
22	Eric Kirlew	Fr.	RB	5-11	182	Reston, Va./South Lakes
22	Rashad Robinson	So.	CB	5-11	170	Richmond, Va./Hermitage
23	Charles Tutt	So.	CB	5-10	170	Clifton, Va./Centreville
24	Justin Wellons	R-Sr.	LB	6-1	225	Chesapeake, Va./Western Branch
25	Cardon Johnson	R-Jr.	RB	5-9	210	Newport News, Va./Warwick
26	Curtis Oliver	So.	CB	5-11	185	Paramus, N.J./Paramus Catholic
27	D'Angelo Amos	Fr.	CB	6-1	170	Richmond, Va./Meadowbrook
27	Pat Kagel	R-So.	LB	6-2	215	Virginia Beach, Va./Kellam
28	Grant Westbrook	So.	S	5-9	175	Leesburg, Va./Heritage (East Coast Prep)
30	Adam Smith	Fr.	S	6-1	180	Charlotte, N.C./Hough
31	Kirk Robinette	R-Fr.	DL	6-4	240	Cumberland, Md./Allegany
32	Khalid Abdullah	Sr.	RB	5-10	220	Newport News, Va./Heritage
33	Gage Steele	R-Sr.	LB	6-1	230	Front Royal, Va./Warren County
34	Justin Bethea	Jr.	CB	5-10	180	Leesburg, Va./Heritage
34	Simba Parker	R-Jr.	RB	5-8	220	Portsmouth, Va./I.C. Norcom (Victor Valley College)
35	Marcell Johnson	Jr.	S	6-2	195	Knightdale, N.C./Knightdale
36	Robert Carter Jr.	R-So.	CB	6-0	185	Baltimore, Md./Long Reach
37	Jimmy Moreland	R-So.	CB	5-11	170	Royal Palm Beach, Fla./Royal Palm Beach
38	Mike Cobbs	So.	S	6-2	210	Alexandria, Va./Hayfield
39	Robbie Walker	Jr.	WR	5-9	175	Reston, Va./Gonzaga College (Ohio)
40	Daniel Clements	So.	WR	6-0	180	Alpharetta, Ga./Alpharetta (Air Force Prep)
40	Ryan Horner	Fr.	S	6-1	185	Leesburg, Va./Loudoun County
41	Brett Siegel	R-Jr.	LB/LS	6-2	230	Leesburg, Va./Fork Union
42	Skyler Clark	Fr.	WR	6-3	163	Moorestown, N.J./Moorestown
42	Pat Frio	Jr.	K/P	6-0	180	St. Charles, Ill./St. Charles East (Lackawanna College)
43	Bryce Maginley	Fr.	S	6-2	215	Charlotte, N.C./Ardrey Kell
44	Jordan Brown	R-Jr.	S	6-2	190	Cranberry Township, Pa./Seneca Valley
45	Tyler Gray	So.	K	5-11	165	Winchester, Va./Millbrook
46	David Ezeagwu	Jr.	LB	6-2	235	Stafford, Va./Colonial Forge
47	Darrious Carter	R-So.	DL	6-5	240	Indiana, Pa./Indiana Senior (Virginia)
48	Reggie Collins	Fr.	S	6-1	185	Stafford, Va./Brooke Point
49	Brandon Hereford	Jr.	LB	6-0	230	Glen Allen, Va./Glen Allen
50	Christian Launius	Fr.	LB	5-11	225	Davidson, N.C./Davidson Day
51	Devin Medley	Fr.	LB	6-0	210	Harrisonburg, Va./Harrisonburg

2016 JMU FOOTBALL ROSTER UPDATED NOVEMBER 29, 2016

52	Nick Michalski	R-Jr.	LB	6-1	200	Chesapeake, Va./Great Bridge
53	Jordan Brooks	R-Fr.	DL	6-4	255	Clifton, Va./Centreville
54	Kelvin Azanama	Fr.	LB	5-11	205	Chesterfield, Va./Monacan
55	Nick Edwards	R-Jr.	OL	6-4	290	Virginia Beach, Va./Kellam
56	Matt Wolcott	R-So.	LS	5-11	220	Ashburn, Va./Briar Woods
57	Jeremiah McBride	Fr.	K/P	6-0	180	Upper Marlboro, Md./Riverdale Baptist
58	Gerren Butler	R-Fr.	OL	6-3	285	Front Royal, Va./Skyline
59	Daniel Caracciolo	Fr.	LS	5-10	215	Fairfax, Va./Paul VI
60	Jahee Jackson	R-Fr.	OL	6-3	315	Baltimore, Md./Gilman
61	A.J. Bolden	R-Jr.	OL	6-3	305	Winchester, Va./Millbrook (Toledo)
62	Kyle Rigney	R-Sr.	OL	6-3	285	Wirtz, Va./Franklin County
63	J.T. Timming	Fr.	OL	6-2	295	Liberty Township, Ohio/Lakota East
64	Matt Frank	R-Sr.	OL	6-3	300	Fairfax, Va./Fairfax
65	Dorrius Rodgers	Fr.	DL	6-1	280	Locust Grove, Ga./Locust Grove
67	Zaire Bethea	Fr.	OL	6-3	290	South Orange, N.J./DePaul Catholic
68	Tyree Chavious	R-Fr.	OL	6-4	300	Goldsboro, N.C./Rosewood
69	John Gardiner	Fr.	P	6-5	235	Chesterfield, Va./Matoaca
70	Aaron Stinnie	R-Jr.	OL	6-5	290	Charlottesville, Va./St. Anne's-Belfield
71	Richard Xu	R-So.	OL	6-5	290	Ashburn, Va./Stone Bridge
73	Mac Patrick	Fr.	OL	6-2	290	Mechanicsville, Va./Hanover
72	Gary Wortham	R-Sr.	DL	5-10	315	Woodbridge, Va./Freedom (Richmond)
74	Simeyon Robinson	R-Jr.	DL	6-1	280	Virginia Beach, Va./First Colonial
75	Michael Faulkner	Fr.	OL	6-4	265	Lawrenceville, Ga./Collins Hill
76	Mitchell Kirsch	R-Sr.	OL	6-6	300	Washington, D.C./St. John's College
77	Robert Snead	Fr.	OL	6-3	315	Chester, Va./Thomas Dale
78	Zach Rugg	R-Sr.	OL	6-4	308	Windber, Pa./Bishop McCort (Connecticut)
79	Raymond Gillespie	Fr.	OL	6-5	245	Mechanicsville, Va./Tale
81	Cory Owen	R-Fr.	WR	6-1	185	McMurray, Pa./Peters Township
82	Nick Carlton	Fr.	TE	6-3	235	Alpharetta, Ga./Alpharetta
82	Zach Polglase	Fr.	TE	6-2	230	Harrisonburg, Va./Spotswood
84	Brandon Brown	R-Jr.	DL	6-3	250	Chester, Va./Matoaca
84	Ryan Kluck	Fr.	WR	6-0	175	Suffolk, Va./King's Fork
85	Quintin Reynolds	R-So.	WR	6-0	185	Nokesville, Va./Patriot (Old Dominion)
86	Mack Cullen	R-Fr.	TE	6-4	220	Fishersville, Va./Wilson Memorial
88	Jonathan Kloosterman	Jr.	TE	6-3	245	Strasburg, Va./Strasburg
89	Braxton Westfield	Fr.	WR	6-4	205	Greenville, S.C./Christ Church Episcopal
90	Rondre Knowles-Tener	Fr.	DL	6-1	295	Lynchburg, Va./Liberty Christian Academy
91	Ethan Ratke	Fr.	K	5-9	175	Mechanicsville, Va./Atlee
91	Martez Stone	R-Sr.	DL	6-1	270	Cleveland, Ohio/John Adams (Lackawanna College)
92	Mike Mabry	Fr.	DL	6-1	235	Buckingham, Va./Buckingham County
93	Andrew Ankrah	R-Jr.	DL	6-4	240	Gaithersburg, Md./Quince Orchard
94	Cornell Urquhart	Jr.	DL	6-4	270	Richmond, Va./Benedictine Prep
95	Adeeb Atariwa	Fr.	DL	6-3	270	Sterling, Va./Dominion
97	John Daka	Fr.	DL	6-3	210	Upper Marlboro, Md./Wise
98	Lawton Riggs	Fr.	TE	6-3	240	Ashburn, Va./Stone Bridge
99	Gunnar Kane	R-Sr.	P	6-1	220	Virginia Beach, Va./Kellam

JMU COACHING STAFF

Head Coach: Mike Houston (Mars Hill '94) - First Season
 Offensive Coordinator/Quarterbacks: Donnie Kirkpatrick
 Defensive Coordinator/Safeties: Bob Trott
 Tight Ends/Run-Game Coordinator: Bryan Stinespring
 Outside Linebackers/Special Teams: John Bowers
 Inside Linebackers: Byron Thweatt
 Offensive Line: Jamal Powell
 Defensive Line: Jeff Hanson
 Cornerbacks: Tripp Weaver

Running Backs: De'Rail Sims
 Wide Receivers: Drew Dudzik
 Director of Football Administration: Dale Steele
 Director of Strength & Conditioning: John Williams
 Assistant Director of Strength & Conditioning: Markus James
 Equipment Manager: Pete Johnson
 Associate Athletic Trainer: Scott Cook
 Assistant Athletic Trainer: Cal Hall