



**PHILADELPHIA UNIVERSITY  
MEN'S BASKETBALL  
RECORD BOOK**



## TABLE OF CONTENTS

2015-16 Schedule/Quick Facts .....	1
This is Philadelphia University .....	2
2015-16 Roster .....	3
The Players .....	4-8
Head Coach Herb Magee.....	9-10
2014-15 Season in Review.....	11-21
2014-15 CACC Year in Review.....	22
All-Time Coaching Records.....	23
NCAA Tournament History .....	24
Career Records .....	25
All-Time Rosters.....	26-27

## MEN'S BASKETBALL QUICK FACTS

### GENERAL INFORMATION

**Name of School:**.....Philadelphia University  
**City/Zip:** ..... Philadelphia, Pa./ 19144-5497  
**Founded:**..... 1884  
**Enrollment:**..... 3,200  
**Nickname:**.....Rams  
**School Colors:**..... Maroon and Grey  
**Arena:**..... Gallagher Center  
**Capacity:**..... 1,266  
**Affiliation:**.....NCAA Division II  
**Conference:**.....Central Atlantic Collegiate Conference  
**President:**..... Dr. Stephen Spinelli  
**Athletics Director:**..... Tom Shirley  
**AD Email:**..... shirleyt@philau.edu  
**Sr. Woman Administrator:**..... Rose Kelly  
**Faculty Athletics Representative:**.....Dr. John Pierce  
**Athletic Department Phone:**..... 215-951-2720  
**Athletic Department Fax:**..... 215-951-2859

### SPORTS INFORMATION

**Director of Sports Information:**..... Paul Gornowski  
**Office Phone:**..... 215-951-2852  
**Home Phone:**..... 609-206-0074  
**Email Address:**..... gornowskip@philau.edu  
**Sports Information Fax:**..... 215-951-2859  
**Website:**..... www.philaurams.com  
**Twitter:**..... www.twitter.com/PhilaURams

### MEN'S BASKETBALL INFORMATION

**Head Coach:**..... Herb Magee (Philadelphia Textile '63)  
**Record at Philadelphia U.:**..... 1009-400 (48 years)  
**Career Record:**.....Same  
**Coach Magee's Phone:**..... 215-951-2720  
**Coach Magee's E-mail:**..... mageeh@philau.edu  
**Assistant Coaches:**..... Jimmy Reilly, Chris Angelos, Eric Brennan, Brendan Smith, Randy Stover  
**2014-15 Overall Record:**..... 24-8  
**2014-15 Home Record:**..... 12-2  
**2014-15 Road Record:**..... 12-4  
**2014-15 CACC Record:**..... 15-4/3rd South  
**2014-15 CACC Tournament:**..... Champion

### MEN'S BASKETBALL HISTORY

**NCAA Tournament Appearances:**..... 34  
**Last NCAA Appearance:**..... 2015 (First Round)

## 2015-16 PHILADELPHIA UNIVERSITY RAMS SCHEDULE

### NOVEMBER

**14 Sat. FRANKLIN PIERCE** ..... 4 p.m.  
**15 Sun. DISTRICT OF COLUMBIA** ..... 3 p.m.  
**18 Wed. USSCIENCES\*** ..... 8 p.m.  
21 Sat. vs. Merrimack@ ..... 1 p.m.  
22 Sun. at Southern New Hampshire ..... 5 p.m.  
**24 Tue. GEORGIAN COURT\*** ..... 8 p.m.  
**29 Sun. NEW HAVEN~** ..... 3 p.m.

### DECEMBER

**5 Sat. GOLDEY-BEACOM\*** ..... 4 p.m.  
8 Tue. at Wilmington (Del.)\* ..... 8 p.m.  
10 Thu. at Holy Family\* ..... 7 p.m.  
12 Sat. at Chestnut Hill\* ..... 3 p.m.  
19 Sat vs. College of Saint Rose# ..... 1 p.m.  
20 Sun. at Assumption ..... 3 p.m.  
31 Thu. at Saint Anselm ..... Noon

### JANUARY

**6 Wed. CONCORDIA (N.Y.)\*** ..... 7 p.m.  
**9 Sat. FELICIAN\*** ..... 4 p.m.  
11 Mon. at Caldwell\* ..... 7 p.m.  
**13 Wed. KUTZTOWN** ..... 7 p.m.  
20 Wed. at Goldey-Beacom\* ..... 8 p.m.  
23 Sat. at Post\* ..... 3 p.m.  
**26 Tue. WILMINGTON (Del.)\*** ..... 8 p.m.  
**30 Sat. BLOOMFIELD\*** ..... 4 p.m.

### FEBRUARY

6 Sat. at Dominican (N.Y.)\* ..... 4 p.m.  
9 Tue. at USciences\* ..... 8 p.m.  
**13 Sat. NYACK\*** ..... 4 p.m.  
18 Thu. at Georgian Court\* ..... 8 p.m.  
**20 Sat. HOLY FAMILY%\*** ..... 4 p.m.  
**23 Tue. CHESTNUT HILL\*** ..... 8 p.m.

Home games in **BOLD CAPS.**

\*- Central Atlantic Collegiate Conference game

@- at Southern New Hampshire

#- at Assumption

~- Alumni Day

%- Senior Day



# THIS IS PHILADELPHIA UNIVERSITY



Philadelphia University is a private institution of higher learning committed to providing an experiential education and is recognized as a leader in the architecture, design, engineering, business, textiles, and health and sciences fields. The University is fully accredited by the Middle States Association of Colleges and Schools.

Philadelphia University's curriculum encompasses a solid liberal studies foundation with professional education through its three colleges: the College of Architecture and the Built Environment; the College of Design, Engineering and Commerce; and the College of Science, Health and the Liberal Arts. The University offers more than 60 areas of study leading to the bachelor's, master's and doctoral degrees.

Philadelphia University graduates' career placement rate in major-related jobs has consistently been above approximately 90 percent within the last few months of graduation, over the last twenty years.

Philadelphia University recruits internationally resulting in a student body that is academically, geographically, culturally and economically diverse. Undergraduate and graduate students who attend the University are from 38 states and 30 countries. As a small, private university, Philadelphia University maintains an average class of size of 18 and a 12:1 student/faculty ratio that enables close relationships between faculty and students. The University has 3,200 undergraduate and graduate students.

## DIRECTIONS TO CAMPUS

### **From Center City, South Jersey, Central & Western Pa.:**

Take the Schuylkill Expressway (I- 76) to the Lincoln Drive Exit. Follow Lincoln Drive to Gypsy Lane (first right - Police Station on corner). Follow Gypsy Lane up hill to stop sign. Turn left onto School House Lane. First light is Henry Ave., make a left and follow Henry a short distance while staying in the right lane. At the next light - Philadelphia Univ. Drive - make a right into the driveway for The Gallagher Athletic, Recreation and Convocation Center. Follow drive along to the side of the building to access parking garage--spaces for visiting team vans/buses also available at the same location.

### **From Northeast Extension - Pennsylvania Turnpike:**

Exit Turnpike at Norristown, Plymouth Meeting (Exit #25/333). Make a right after the exit and head east on Germantown Pike to first traffic light. Make a right onto Chemical Road. Go through three traffic lights and at the fourth light make a 90 degree left at the five point intersection onto Ridge Pike. Take the Ridge Pike (Approx. 3.5 miles) to the Henry Ave. cutoff (bear left). Take Henry Ave. about 6 miles to School House Lane.

### **From New York/Northern New Jersey/Points North:**

Take New Jersey Turnpike to Pennsylvania Turnpike: Exit at NJ Exit #6 and follow to PA Turnpike. Exit at Norristown/Plymouth Meeting (Exit #25/old #333). Follow above directions from Northeast Extension.

The University's 100-acre campus in the East Falls section of Philadelphia includes more than 50 buildings, ranging from historic Victorian mansions to contemporary classroom, library and residential facilities. The latest additions – The Kanbar Campus Center, a 72,000 square-foot social hub for students, faculty and staff; the Center for Sustainability, Energy Efficiency and Design; and The Gallagher Athletic, Recreation and Convocation Center – have transformed our main campus and will have a dramatic impact on the academic and social environment for all members of the University Community. Philadelphia University houses more than 20 laboratories and studios for hands-on experience in architecture and interior design, engineering, textile design, fashion design, graphic design, industrial design, physician assistant studies, biology, chemistry, physics and computer technologies.

The Philadelphia University Research Center, located in the Manayunk section of Philadelphia in a restored 1864 textile mill, opened in May of 2005 and houses The Engineering and Design Institute (a partnership with Ben Franklin Technology Partners) and The Laboratory for Engineered Human Protection (LEHP).

The campus is wired with a sophisticated network directly to the desktop providing campus-wide file-transfer capability, personal directories, email and high-speed Internet access. The campus' advanced technology also provides voicemail and cable television to anyone living in the residence halls, townhouses or apartments.

Philadelphia University was founded in 1884 as Philadelphia Textile School, by a group of textile manufacturers who noticed a difference in the quality and variety of American textile products and those from Europe. In 1941, it changed its name to Philadelphia Textile Institute and in 1961 it became known as Philadelphia College of Textiles and Science.

Having been awarded university status by the Commonwealth of Pennsylvania on July 13, 1999, it officially changed its name to Philadelphia University and is the first and only private university in the U.S. named exclusively after the city of Philadelphia.

Philadelphia University is located fifteen minutes northwest of Center City Philadelphia and has a satellite campus in Bucks County.



## 2015-16 PHILADELPHIA UNIVERSITY MEN'S BASKETBALL TEAM

### NUMERICAL

<u>No.</u>	<u>Name</u>	<u>Yr.</u>	<u>Pos.</u>	<u>Ht.</u>	<u>Wt.</u>	<u>Hometown</u>	<u>High School</u>	<u>Major</u>
1	Winston Folkes	Jr.	G	5-8	160	East Stroudsburg, Pa.	East Stroudsburg N.	Occupational Therapy
2	Mike Louden	Jr.	G	5-11	175	Glen Mills, Pa.	Cardinal O'Hara	Finance
3	Hasan Morrison	Fr.	G	5-11	165	Philadelphia, Pa.	The Haverford School	Psychology
5	Cory Dean	Sr.	G	6-4	180	Danbury, Conn.	Danbury	Business
15	Brendan Kilpatrick	Jr.	G/F	6-5	205	Norristown, Pa.	Malvern Prep	Business
20	Kaison Randolph	So.	G	6-3	190	Trenton, N.J.	Pennington Prep	Business Management
21	Peter Alexis	Sr.	F	7-0	250	Wilkes-Barre, Pa.	Holy Redeemer	Community & Trauma Counseling
23	TJ Huggins	Sr.	F	6-5	205	Alexandria, Va.	T.C. Williams	Finance
25	Eric Long	So.	F	6-7	215	Bronx, N.Y.	Marianapolis Prep	Management

### ALPHABETICAL

<u>No.</u>	<u>Name</u>	<u>Yr.</u>	<u>Pos.</u>	<u>Ht.</u>	<u>Wt.</u>	<u>Hometown</u>	<u>High School</u>	<u>Major</u>
21	Peter Alexis	Sr.	F	7-0	250	Wilkes-Barre, Pa.	Holy Redeemer	Community & Trauma Counseling
5	Cory Dean	Sr.	G	6-4	180	Danbury, Conn.	Danbury	Business
1	Winston Folkes	Jr.	G	5-8	160	East Stroudsburg, Pa.	East Stroudsburg N.	Occupational Therapy
23	TJ Huggins	Sr.	F	6-5	205	Alexandria, Va.	T.C. Williams	Finance
15	Brendan Kilpatrick	Jr.	G/F	6-5	205	Norristown, Pa.	Malvern Prep	Business
25	Eric Long	So.	F	6-7	215	Bronx, N.Y.	Marianapolis Prep	Management
2	Mike Louden	Jr.	G	5-11	175	Glen Mills, Pa.	Cardinal O'Hara	Finance
3	Hasan Morrison	Fr.	G	5-11	165	Philadelphia, Pa.	The Haverford School	Psychology
20	Kaison Randolph	So.	G	6-3	190	Trenton, N.J.	Pennington Prep	Business Management

**Head Coach:** Herb Magee, 49th season (Philadelphia U. '63)

**Associate Head Coach:** Jimmy Reilly,

**Assistant Coaches:** Chris Angelos, Eric Brennan, Brendan Smith, Randy Stover



# #21 Peter Alexis

Senior | Forward | 7-0 | 250

Wilkes-Barre, Pa.

Holy Redeemer

Major: Psychology



### 2014-15

Tabbed All-CACC second team and Capital One Academic All-America Division II men's basketball third team...Was one of three players to appear in all 32 games, earning 31 starts...Recorded 15.0 points per game, 9.8 rebounds per game, and a team and CACC high 78 blocks...In the CACC, ranked second in field goal percentage (59.9), third in rebounds per game, fifth in minutes per game (38.1), and 11th in scoring... Had a team-high 17 double-doubles...Posted a season-high 25 points, on 9-of-12 shooting, and grabbed a career-high 22 rebounds in a double-overtime victory at West Chester (Nov. 29)...Had 25 points, on 8-of-11, 10 rebounds, and 6 blocks versus USciences (Feb. 23)... Racked up 23 points and 17 rebounds in a road win against Pace (Jan. 15)...Blocked a career-high nine shots to go with 10 points and seven rebounds at Nyack (Feb. 14)...Scored 20 points at Holy Family (Dec. 3), Assumption (Dec. 21), and Goldey-Beacom (Feb. 24).

### 2013-14

Earned Daktronics All-East Region first team, NABC Division II Men's Basketball All-District second team, City of Basketball Love Division II All-Area first team, and All-CACC first team recognition...Named to the Capital One Division II Academic All-District 1 Men's Basketball Team, 2014 Philadelphia Inquirer Academic All-Area Team, and CACC Winter All-Academic Team... Started in all 32 games and recorded 18.2 points per game, 9.5 rebounds per game, 57 blocks, and 23 assists...Ranked second in the CACC in minutes per game (37.5), field goal percentage (60.4), field goals made (246), and double-doubles (15)...Was third in the conference in rebounding and fifth in scoring and


blocks...Shot 11-of-12 from the field in a 24-point effort against the College of Saint Rose (Nov. 9)...Had 20 points and 16 rebounds against West Chester (Nov. 16)...Posted 14 points and a season-high 17 rebounds at Adelphi (Dec. 21)...Recorded 25 points on 10-of-16 shooting and 14 rebounds against Saint Anselm (Jan. 2)...Scored a season-best 27 points at Georgian Court (Jan. 23)...Had 19 points and a season-high five blocked shots against Nyack (Feb. 15)...Scored his 1,000th career point in the opening round of the NCAA Tournament against Franklin Pierce (March 15).

### 2012-13

Earned All-CACC third team recognition in his first season after posting 15.0 points and 8.7 rebounds per game...Was one of two players to start in all 29 contests...Led the Rams in scoring, rebounding, field goal percentage (.636), double-doubles (12) and blocks (55)...Ranked first in the conference in field goal percentage, second in blocks, seventh in rebounding, and 15th in scoring...Was seventh in Division II infield goal percentage...Set the school and conference record for field goal percentage in a game by going 12-for-12 to finish with 24 points against Post in the first round of the CACC Tournament (March 2)...Scored a career-high 35 points, on 14-of-18 shooting, at Concordia (N.Y.) (Feb. 16)...Went for 33 points, on 16-of-21 shooting, and grabbed a career-best 20 rebound at Goldey-Beacom (Feb. 19)...Poured in 25 points against Bridgeport (Nov. 24)...Had a 23-point, 16-rebound, and three-block afternoon at Bloomfield (Feb. 2)...Contributed 23 points and 11 rebounds at Wilmington (Del.) (Feb. 23).


Alexis' Career Statistics																			
Year	GP-GS	Min	Avg	FGM-A	Pct	3FGM-A	Pct	FTM-A	Pct	Off	Def	Reb	Avg	Assts	TO	Blks	Stls	Pts	Avg
2012-13	29-29	1009	34.8	185-291	.636	0-1	.000	64-109	.587	104	149	253	8.7	16	57	55	11	434	15.0
2013-14	32-32	1200	37.5	246-407	.604	0-0	.000	90-152	.592	122	181	303	9.5	23	47	57	7	582	18.2
2014-15	32-31	1219	38.1	184-307	.599	0-0	.000	113-180	.628	122	191	313	9.8	12	62	78	13	481	15.0
<b>TOTALS</b>	<b>93-92</b>	<b>3428</b>	<b>36.9</b>	<b>615-1005</b>	<b>.612</b>	<b>0-1</b>	<b>.000</b>	<b>267-441</b>	<b>.605</b>	<b>348</b>	<b>521</b>	<b>869</b>	<b>9.3</b>	<b>51</b>	<b>166</b>	<b>190</b>	<b>31</b>	<b>1497</b>	<b>16.1</b>





# #23 TJ Huggins

Senior | Forward | 6-5 | 205  
Alexandria, Va.  
T.C. Williams  
Major: Finance



**2014-15**

Started in 30 games...Recorded 9.3 points per game and 6.7 rebounds per game in 35.3 minutes per game...Led the team with 47 steals and 93 assists, and was second with 18 blocked shots...In the CACC, was seventh in steals, eighth in field goal percentage (53.0), and ninth in total rebounds (202)...Recorded three double-doubles...Scored a season-best 16 points, on 8-of-11 shooting, and dished out six assists at Bloomfield (Feb. 19)...Posted a season-high 15 rebounds, 14 points, and seven assists against Merrimack (Nov. 15)...Had 10 points and a career-high eight assists versus Post (Feb. 7)...Contributed 10 points and 11 rebounds against Immaculata (Nov. 22)...Blocked a season-best four shots versus USciences (Feb. 23).

Netted 10 points at USciences (Jan. 9)...Grabbed a career-best 11 rebounds and scored nine points against Goldey-Beacom (Jan. 23)...Had six steals, six rebounds, five points, and four assists against Bridgeport (Nov. 24).

**2013-14**

Recorded 4.6 points and 2.4 rebounds in 30 games, including two starts...Shot 3-of-3 from the floor and 4-of-4 at the line to finish with 10 points against Kutztown (Nov. 26)...Scored with a season-high 12 points on 6-of-8 shooting in 31 minutes at Georgian Court (Jan. 23)...Had first career double-double with 10 points and 12 rebounds against Bloomfield (Jan.25)...Poured in 10 points at Chestnut Hill (Feb.11)...Dished out a career-high eight assists against Nyack (Feb. 15).

**2012-13**

Played in 26 games, 10 starts, as a freshman...Averaged 4.5 points and 3.7 rebounds...Scored a career-high 21 points, on 10-of-18 shooting, in a home win over Caldwell (Jan. 26)...Had 12 points and five rebounds against the College of Saint Rose (Dec.16)...

Huggins' Career Statistics																			
Year	GP-GS	Min	Avg	FGM-A	Pct	3FGM-A	Pct	FTM-A	Pct	Off	Def	Reb	Avg	Assts	TO	Blks	Stls	Pts	Avg
2012-13	26-10	539	20.7	50-126	.397	0-8	.000	18-36	.500	31	64	95	3.7	35	19	10	25	118	4.5
2013-14	30-2	493	16.4	47-99	.475	0-4	.000	45-63	.714	28	45	73	2.4	39	33	14	11	139	4.6
2014-15	30-30	1058	35.3	115-217	.530	1-7	.143	48-70	.686	57	145	202	6.7	93	59	18	47	279	9.3
<b>TOTALS</b>	<b>86-42</b>	<b>2090</b>	<b>24.3</b>	<b>212-442</b>	<b>.480</b>	<b>1-19</b>	<b>.053</b>	<b>111-169</b>	<b>.657</b>	<b>116</b>	<b>254</b>	<b>370</b>	<b>4.3</b>	<b>167</b>	<b>111</b>	<b>42</b>	<b>83</b>	<b>536</b>	<b>6.2</b>



# #1 Winston Folkes

Junior | Guard | 5-8 | 160

East Stroudsburg, Pa.

East Stroudsburg North

Major: Health Sciences



## 2014-15

Grabbed one rebound in two minutes of action against Immaculata (Nov. 22).

## 2013-14

Appeared in seven games in his first season...Made first collegiate appearance against Georgian Court (Nov. 13)...Scored two points at Georgian Court (Jan. 23)...Grabbed one rebound against Concordia (N.Y.) (Feb.22).

Folkes' Career Statistics

Year	GP-GS	Min	Avg	FGM-A	Pct	3FGM-A	Pct	FTM-A	Pct	Off	Def	Reb	Avg	Assts	TO	Blks	Stls	Pts	Avg
2013-14	7-0	7	1.0	1-2	.500	0-0	.000	0-0	.000	0	1	1	0.1	0	0	0	0	2	0.3
2014-15	1-0	2	2.0	0-0	.000	0-0	.000	0-0	.000	1	0	1	1.0	0	0	0	0	0	0.0
<b>TOTALS</b>	<b>8-0</b>	<b>9</b>	<b>1.1</b>	<b>1-2</b>	<b>.500</b>	<b>0-0</b>	<b>.000</b>	<b>0-0</b>	<b>.000</b>	<b>1</b>	<b>1</b>	<b>2</b>	<b>0.3</b>	<b>0</b>	<b>0</b>	<b>0</b>	<b>0</b>	<b>2</b>	<b>0.3</b>

# #2 Mike Louden

Junior | Guard | 5-11 | 175

Glen Mills, Pa.

Cardinal O'Hara

Major: Accounting



## 2014-15

Appeared in six games...Averaged 0.5 points and 0.3 rebounds per game...Played a season-high three minutes and grabbed two rebounds against Immaculata (Nov. 22)...Had an assist and a steal in two minutes vs. Dominican (N.Y.) (Jan. 9)...Scored two points against Caldwell (Jan. 31)...Recipient of the CACC 2014-15 Top XV Award for having the highest GPA on a team that reached the CACC Tournament semifinal round.

## 2013-14

Played in eight games as a reserve...Had one assist in his first collegiate game against Assumption (Nov. 10)... Scored two points at Dominican (N.Y.) (Dec. 1)... Grabbed one rebound against Kutztown (Nov.26)... Had one assist at Georgian Court (Jan. 23).

Louden's Career Statistics

Year	GP-GS	Min	Avg	FGM-A	Pct	3FGM-A	Pct	FTM-A	Pct	Off	Def	Reb	Avg	Assts	TO	Blks	Stls	Pts	Avg
2013-14	8-0	9	1.1	1-3	.333	0-0	.000	0-0	.000	0	1	1	0.1	2	3	0	0	2	0.3
2014-15	6-0	10	1.7	1-3	.333	0-1	.000	1-3	.333	0	2	2	0.3	1	0	0	1	3	0.5
<b>TOTALS</b>	<b>14-0</b>	<b>19</b>	<b>1.4</b>	<b>2-6</b>	<b>.333</b>	<b>0-1</b>	<b>.000</b>	<b>1-3</b>	<b>.333</b>	<b>0</b>	<b>3</b>	<b>3</b>	<b>0.2</b>	<b>3</b>	<b>3</b>	<b>0</b>	<b>1</b>	<b>5</b>	<b>0.4</b>



# #20 Kaison Randolph

Sophomore | Guard | 6-3 | 190

Trenton, N.J.

Pennington Prep

Major: Business Management



**2014-15**

Stepped on the court in 13 games, two times as a starter...Averaged 9.7 minutes and 1.7 points per game...Played a season-high 34 minutes, scored 7 points, dished out a season-high 6 assists, and grabbed 3 rebounds in first career start at West Chester (Nov. 29)...Had two points and a season-high four rebounds at Felician (Dec. 6)...Poured in a season-high eight points in 19 minutes of action at Holy Fam-

ily (Dec. 3)...Made collegiate debut, and scored two points, against Immaculata (Nov. 22).

Randolph's Career Statistics																			
Year	GP-GS	Min	Avg	FGM-A	Pct	3FGM-A	Pct	FTM-A	Pct	Off	Def	Reb	Avg	Assts	TO	Blks	Stls	Pts	Avg
2014-15	13-2	126	9.7	8-33	.242	3-15	.200	3-5	.600	3	13	16	1.2	10	8	2	2	22	1.7
<b>TOTALS</b>	<b>13-2</b>	<b>126</b>	<b>9.7</b>	<b>8-33</b>	<b>.242</b>	<b>3-15</b>	<b>.200</b>	<b>3-5</b>	<b>.600</b>	<b>3</b>	<b>13</b>	<b>16</b>	<b>1.2</b>	<b>10</b>	<b>8</b>	<b>2</b>	<b>2</b>	<b>22</b>	<b>1.7</b>

# #25 Eric Long

Sophomore | Forward | 6-7 | 215

Bronx, N.Y.

Marianapolis Prep

Major: Marketing



**2014-15**

Was a reserve in 20 games, averaging 4.7 minutes, 0.6 points, and 1.0 rebounds per game...Made first collegiate start at Wilmington (Jan. 7)... Finished with two points in six games...Scored first career two points against Immaculata (Nov. 22)...Grabbed five rebounds against Chestnut Hill (Dec. 9), Molloy (Jan. 4), and Caldwell (Jan. 31).

Long's Career Statistics																			
Year	GP-GS	Min	Avg	FGM-A	Pct	3FGM-A	Pct	FTM-A	Pct	Off	Def	Reb	Avg	Assts	TO	Blks	Stls	Pts	Avg
2014-15	20-1	93	4.7	6-11	.545	0-0	.000	0-1	.000	5	15	20	1.0	1	6	2	1	12	0.6
<b>TOTALS</b>	<b>20-1</b>	<b>93</b>	<b>4.7</b>	<b>6-11</b>	<b>.545</b>	<b>0-0</b>	<b>.000</b>	<b>0-1</b>	<b>.000</b>	<b>5</b>	<b>15</b>	<b>20</b>	<b>1.0</b>	<b>1</b>	<b>6</b>	<b>2</b>	<b>1</b>	<b>12</b>	<b>0.6</b>

## #5 Cory Dean

6-4

5 | Senior | Forward

Danbury, Conn.

Danbury

Major: Business



## #11 Brendan Kilpatrick

6-5

11 | Junior | Guard/Forward

Norristown, Pa.

Malvern Prep

Major: Business



### 2014-15 (at Vermont)

Saw action in 21 games, including three starts ... Scored a season-high 13 points at UMBC (Jan. 17) ... Grabbed a season-high six rebounds vs. Binghamton (Jan. 19).

### 2013-14 (at Vermont)

Sat out after having foot surgery.

### 2012-13 (at Vermont)

Saw action in 31 of 33 games this season ... Made his Catamount debut in the season opener at Siena ... Earned his first career start at Santa Clara in the first round of the CBI ... Scored a season-high 12 points in a win over Maine (Feb. 20) ... Added a season-high five rebounds in a victory over Albany (Jan. 5) ... Finished the year shooting 43.6 percent from the field.

### High School

Scored 1,293 points in high school ... Named the Inter-Ac MVP in each of his last two seasons ... As a senior he was named first team All City Daily News, Associated Press AAA All-State and all city, as well as MVP by the Daily Local News after averaging 17 points, six rebounds and three assists per game ... A team captain as a junior and senior ... During his junior season he was named to the Main Line Times First Team, Associated Press AAA All-State Second Team, and All City Daily News Third Team.

## #3 Hasan Morrison

5-11

3 | Freshman | Guard

Philadelphia, Pa.

The Haverford School

Major: Psychology





## Herb Magee

Head Coach

49th season at Philadelphia University

Career Record: 1,009-400

Philadelphia Textile '63



Naismith Memorial Basketball Hall of Fame inductee Herb Magee has been the face of the Philadelphia University men's basketball program for 56 years as a student-athlete and a coach. In his time at the University, Magee has led the program to national prominence and a mainstay as an East Region power.

Magee is just one of two coaches in NCAA men's basketball history to record 1,000 career victories, accomplishing the feat on Feb. 7, 2015 with an 80-60 victory over Post University. In his just third season at the helm, Magee led the Rams to the 1970 NCAA College Division National Championship.

As he goes into his 49th season as the Rams' head coach, Magee has amassed 1,009 victories—which ranked first in NCAA Division II men's basketball and second across all three divisions—and made 28 appearances in the NCAA Tournament. His coaching has produced 12 All-Americans, including 2007 Daktronics NCAA Division II Player of the Year Christian Burns, and 44 1,000-point scorers.

Magee's teams have won at least 20 games 32 times and 25 contests in 11 seasons. The 1992-93 team posted a school-record 30 games on its way to the NCAA Tournament quarterfinals.

During the national championship 1969-70 season, Philadelphia overcame a 1-2 start to run off 28 consecutive victories on its way to the crown. The Rams won their final 26 contests by a double-figure margin. In the NCAA Tournament, the Rams won their five games by an average of 23.8 points, including a 101-53 thrashing of American International in the quarterfinal round. Philadelphia won the school's first national title with a 76-65 win over Tennessee State.

In the 2009-10 season that saw the Rams reach the NCAA Tournament quarterfinals, Magee won his 903rd career game to pass Bobby Knight for first on the NCAA men's basketball coaching wins list. The milestone victory came on February 23, 2010 by a 76-65 score over visiting Goldey-Beacom. This achievement came nearly three years to the day, February 1, 2007, that Magee became the Division II men's basketball wins leader after picking up his 829th win to pass Clarence "Big House" Gaines.

Magee's accomplishments have led to an impressive list of honors, most notably induction into the Naismith Memorial Basketball Hall of Fame in 2011. His induction class included St. John's men's basketball head coach and former NBA player Chris Mullin, Stanford

### MAGEE'S COACHING RECORD

Year	School	Record
1967-68	Philadelphia U.	21-6
1968-69	Philadelphia U.	20-5
1969-70	Philadelphia U.	29-2
1970-71	Philadelphia U.	22-6
1971-72	Philadelphia U.	22-7
1972-73	Philadelphia U.	25-4
1973-74	Philadelphia U.	10-14
1974-75	Philadelphia U.	21-6
1975-76	Philadelphia U.	25-3
1976-77	Philadelphia U.	22-6
1977-78	Philadelphia U.	18-10
1978-79	Philadelphia U.	20-8
1979-80	Philadelphia U.	13-13
1980-81	Philadelphia U.	15-12
1981-82	Philadelphia U.	13-14
1982-83	Philadelphia U.	23-7
1983-84	Philadelphia U.	21-8
1984-85	Philadelphia U.	24-7
1985-86	Philadelphia U.	16-14
1986-87	Philadelphia U.	16-14
1987-88	Philadelphia U.	20-10
1988-89	Philadelphia U.	24-7
1989-90	Philadelphia U.	22-8
1990-91	Philadelphia U.	24-8
1991-92	Philadelphia U.	28-4
1992-93	Philadelphia U.	30-2
1993-94	Philadelphia U.	29-2
1994-95	Philadelphia U.	26-5
1995-96	Philadelphia U.	19-9
1996-97	Philadelphia U.	13-14
1997-98	Philadelphia U.	18-10
1998-99	Philadelphia U.	21-6
1999-00	Philadelphia U.	17-10
2000-01	Philadelphia U.	24-7
2001-02	Philadelphia U.	19-9
2002-03	Philadelphia U.	16-12
2003-04	Philadelphia U.	26-8
2004-05	Philadelphia U.	21-9
2005-06	Philadelphia U.	20-11
2006-07	Philadelphia U.	20-10
2007-08	Philadelphia U.	22-12
2008-09	Philadelphia U.	25-6
2009-10	Philadelphia U.	27-8
2010-11	Philadelphia U.	15-12
2011-12	Philadelphia U.	19-10
2012-13	Philadelphia U.	19-10
2013-14	Philadelphia U.	25-7
2014-15	Philadelphia U.	24-8
<b>Overall Record</b>		<b>1009-400</b>



# HEAD COACH HERB MAGEE

women’s basketball head coach Tara VanDerveer, former Kansas State head coach Tex Winer, and former NBA players Dennis Rodman and Arvydas Sabonis.

A member of seven Halls of Fame, Magee is also enshrined in the West Catholic High School Hall of Fame, Pennsylvania Sports Hall of Fame (1979), Philadelphia Sports Hall of Fame (1979), Philadelphia University Athletics Hall of Fame (1984), Philadelphia Area Small College Basketball Hall of Fame (2002), and the Philadelphia Sports Hall of Fame (2008).

In 2005, Magee was selected as a “Guardian of the Game” by the National Association of Basketball Coaches (NABC) under its Education core value and was honored at the NCAA Division I Final Four. Two years later, Magee was given the Lifetime Achievement Award from the Philadelphia Sports Congress. The Philadelphia Sports Writers Association tabbed Magee as its “Living Legend” in 2012.

In 1976, Magee earned the NABC Division II Co-Coach of the Year

Award along with Puget Sound’s Don Zech. He has also been recognized as the NABC Division II East District Coach of the Year (1971, ’73, ’89, ’93), Kodak District Coach of the Year (1993), Central Atlantic Collegiate Conference Coach of the Year (2008, ’10), New York Collegiate Athletic Conference Coach of the Year (1993, ’94, ’04), and Mideast Collegiate Conference Co-Coach of the Year (twice).

Not only is Magee a tremendous coach, he is also one of the best players to wear a Philadelphia University uniform. As a guard for then-Philadelphia Textile from 1959 to 1963, Magee poured in 2,235 and averaged a school record 29.1 points per game in the 1961-62 season. Magee—an All-American in 1962 and 1963—led the Rams to a 75-17 record and to the 1963 NCAA Tournament quarterfinals.

After Magee graduated from Textile in 1963 with a marketing degree, he was taken by the Boston Celtics with the 62nd pick of that summer’s NBA Entry Draft. Magee chose not to join the Celtics and

went back to Textile to serve as an assistant coach under his mentor Walter “Bucky” Harris—a position he held until taking over the program in 1967.

Dubbed “The Shot Doctor”, Magee has worked with numerous NBA players on the art of the jump shot, including 2006 Naismith Basketball Hall of Fame inductee Charles Barkley, the Denver Nuggets’ Jameer Nelson, and the Boston Celtics’ Evan Turner. He has also produced a pair of instruction DVDs: “Nothing But Net” and “Nothing But Drills”.

## MAGEE’S

### COACHING MILESTONES

**First career win:** Dec. 1, 1967  
Philadelphia d. Trenton State, 62-50

**100th career win:** 1971-72 season  
Philadelphia d. Susquehanna, 59-52

**200th career win:** Jan. 5, 1977  
Philadelphia d. Cheyney, 49-47

**300th career win:** Dec. 3, 1983  
Philadelphia d. Kings 78-72

**400th career win:** Dec. 12, 1987  
Philadelphia d. Shippensburg, 77-67

**500th career win:** Jan. 29, 1992  
Philadelphia d. Dowling, 70-55

**600th career win:** Nov. 18, 1995  
Philadelphia d. Eastern, 71-67

**700th career win:** Jan. 31 2001  
Philadelphia d. St. Thomas Aquinas, 85-81

**800th career win:** Dec. 8, 2005  
Philadelphia d. Wilmington, 95-68

**829th career win:** Feb. 1, 2007  
Philadelphia d. Wilmington, 65-60  
*(Becomes Division II wins leader)*

**900th career win:** Feb. 13, 2010  
Philadelphia d. Bloomfield, 81-77

**1,000th career win:** Feb. 7, 2015  
Philadelphia d. Post, 80-60



# 2014-15 YEAR IN REVIEW



## 2014-15 SEASON RESULTS

Date	Opponent	Result	FG	PCT.	3FG	PCT.	FT	PCT.	OFF	DEF	REB	AST	TO	STL	BLK	PF	PTS
Nov 14	at Bentley	L, 72-63	24-53	45.3	9-18	50.0	6-10	60.0	11	29	40	11	18	4	2	17	63
Nov 15	vs. Merrimack	L, 72-69	26-54	48.1	5-18	27.8	12-15	80.0	10	24	34	12	16	6	1	18	69
Nov 20	at Georgian Court	W, 83-63	31-51	60.8	11-23	47.8	10-15	66.7	8	25	33	22	19	8	2	13	83
Nov 22	Immaculata	W, 77-45	28-54	51.9	9-22	40.9	12-16	75.0	11	34	45	14	12	3	6	9	77
Nov 25	vs. Kutztown	L, 75-72	27-61	44.3	5-20	25.0	13-17	76.5	6	24	30	13	11	7	4	17	72
Nov 29	at West Chester	W, 97-92	29-60	48.3	11-26	42.3	28-36	77.8	13	33	46	16	22	6	2	22	97
Dec 3	at Holy Family	L, 73-51	22-61	36.1	2-20	10.0	5-9	55.6	11	24	35	11	10	1	0	10	51
Dec 6	at Felician	W, 59-55	20-59	33.9	4-26	15.4	15-20	75.0	12	27	39	13	8	8	3	9	59
Dec 9	Chestnut Hill	W, 63-49	21-49	42.9	5-16	31.3	16-19	84.2	8	37	45	8	16	3	5	19	63
Dec 20	Saint Rose	W, 73-62	24-56	42.9	7-20	35.0	18-29	62.1	14	24	38	7	6	9	3	11	73
Dec 21	Assumption	W, 68-65	25-56	44.6	5-12	41.7	13-21	61.9	13	19	32	10	7	8	3	12	68
Jan 4	Molloy	W, 55-48	19-47	40.4	2-11	18.2	13-18	72.2	8	29	37	6	13	3	6	15	53
Jan 7	at Wilmington (Del.)	W, 68-62	26-53	49.1	6-14	42.9	10-13	76.9	7	27	34	12	13	7	5	12	68
Jan 10	at USciences	L, 80-64	26-61	42.6	5-22	22.7	7-8	87.5	8	18	26	7	8	4	4	15	64
Jan 15	at Pace	W, 58-55	18-50	36.0	1-17	5.9	21-25	84.0	14	22	36	7	10	4	3	11	58
Jan 19	Dominican (N.Y.)	W, 82-60	36-62	58.1	7-14	50.0	3-4	75.0	7	19	26	17	6	7	6	11	82
Jan 21	Georgian Court	W, 72-66	19-41	46.3	6-12	50.0	28-33	84.8	10	25	35	9	12	2	3	12	72
Jan 29	at Goldey-Beacom	W, 85-66	28-50	56.0	8-16	50.0	21-25	84.0	7	25	32	16	7	5	1	17	85
Jan 31	Caldwell	W, 77-47	31-54	57.4	8-19	42.1	7-12	58.3	10	29	39	14	8	5	3	14	77
Feb 3	Wilmington (Del.)	L, 72-70	26-54	48.1	3-16	18.8	15-21	71.4	11	20	31	12	6	2	2	13	70
Feb 7	Post	W, 80-60	31-55	56.4	12-22	54.5	6-11	54.5	7	21	28	23	5	8	4	12	80
Feb 10	at Chestnut Hill	W, 65-63	24-54	44.4	5-21	23.8	12-19	63.2	9	22	31	11	9	5	4	12	65
Feb 12	Holy Family	W, 72-71	26-61	42.6	3-15	20.0	17-20	85.0	14	23	37	8	7	4	0	13	72
Feb 14	at Nyack	W, 68-58	22-49	44.9	5-19	26.3	19-28	67.9	13	27	40	6	17	5	14	8	68
Feb 19	at Bloomfield	W, 78-72	31-58	53.4	7-17	41.2	9-13	69.2	5	25	30	13	8	4	4	10	78
Feb 21	at Concordia (N.Y.)	W, 77-75	32-58	55.2	9-16	56.3	4-7	57.1	9	29	38	11	13	4	4	10	77
Feb 23	USciences	L, 76-70	23-56	41.1	6-16	37.5	18-21	85.7	13	20	33	8	9	3	10	14	70
Feb 24	Goldey-Beacom	W, 90-73	34-60	56.7	9-17	52.9	13-14	92.9	9	26	35	11	6	1	2	14	90
Feb 28	at Post	W, 75-58	26-49	53.1	7-15	46.7	16-19	84.2	7	26	33	10	8	5	6	13	75
Mar 6	USciences	W, 84-82	29-52	55.8	11-19	57.9	15-19	78.9	10	20	30	13	11	5	3	19	84
Mar 7	Wilmington (Del.)	W, 77-68	27-64	42.2	6-15	40.0	17-24	70.8	15	22	37	11	3	7	2	16	77
Mar 14	at American Int'l	L, 58-53	21-52	40.4	5-20	25.0	6-8	75.0	11	22	33	7	12	2	4	15	53



# 2014-15 YEAR IN REVIEW

## 2014-15 OVERALL SEASON STATISTICS

##	Player	GP-GS	MIN	AVG	Total		3-Point		Free Throw		Rebounds				PF	DQ	A	TO	BLK	STL	PTS	AVG
					FG-FGA	PCT	3FG-3FGA	PCT	FT-FTA	PCT	OFF	DEF	TOT	AVG								
22	Derek Johnson	31-30	1208	39.0	189-432	.438	96-240	.400	77-93	.828	29	144	173	5.6	68	0	56	57	10	21	551	17.8
33	Nick Schlitzer	32-32	1280	40.0	204-436	.468	68-183	.372	90-102	.882	30	128	158	4.9	83	2	88	65	6	21	566	17.7
21	Peter Alexis	32-31	1219	38.1	184-307	.599	0-0	.000	113-180	.628	122	191	313	9.8	96	3	12	62	78	13	481	15.0
10	Andre Gibbs	32-32	1272	39.8	112-280	.400	32-107	.299	83-102	.814	39	83	122	3.8	62	1	81	55	5	41	339	10.6
23	TJ Huggins	30-30	1058	35.3	115-217	.530	1-7	.143	48-70	.686	57	145	202	6.7	76	0	93	59	18	47	279	9.3
11	Kaison Randolph	13-2	126	9.7	8-33	.242	3-15	.200	3-5	.600	3	13	16	1.2	7	0	10	8	2	2	22	1.7
13	Brandon Hughes	3-1	6	2.0	2-2	1.000	0-0	.000	1-1	1.000	1	1	2	0.7	0	0	0	1	0	1	5	1.7
05	Jordan DiCicco	25-0	201	8.0	8-26	.308	4-17	.235	7-10	.700	3	11	14	0.6	17	0	23	11	0	5	27	1.1
03	Matt Powers	8-1	47	5.9	2-6	.333	0-4	.000	2-2	1.000	1	2	3	0.4	8	0	4	3	0	2	6	0.8
20	Malcolm Smith	3-0	3	1.0	1-1	1.000	0-0	.000	0-0	.000	0	0	0	0.0	0	0	0	1	0	0	2	0.7
25	Eric Long	20-1	93	4.7	6-11	.545	0-0	.000	0-1	.000	5	15	20	1.0	16	0	1	6	2	1	12	0.6
02	Mike Louden	6-0	10	1.7	1-3	.333	0-1	.000	1-3	.333	0	2	2	0.3	0	0	1	0	0	1	3	0.5
01	Winston Folkes	1-0	2	2.0	0-0	.000	0-0	.000	0-0	.000	1	0	1	1.0	0	0	0	0	0	0	0	0.0
Team											30	62	92				8				2	
Total		32	6525		832-1754	.474	204-574	.355	425-569	.747	321	797	1118	34.9	433	6	369	336	121	155	2295	71.7
Opponents		32	6525		811-1929	.420	185-572	.323	286-420	.681	381	687	1068	33.4	511	10	387	292	82	171	2093	65.4

## 2014-15 CENTRAL ATLANTIC COLLEGIATE CONFERENCE STATISTICS

##	Player	GP-GS	MIN	AVG	Total		3-Point		Free Throw		Rebounds				PF	DQ	A	TO	BLK	STL	PTS	AVG
					FG-FGA	PCT	3FG-3FGA	PCT	FT-FTA	PCT	OFF	DEF	TOT	AVG								
33	Nick Schlitzer	19-19	748	39.4	127-257	.494	44-113	.389	43-51	.843	17	72	89	4.7	45	1	59	38	2	11	341	17.9
22	Derek Johnson	18-17	695	38.6	109-258	.422	52-139	.374	40-46	.870	16	90	106	5.9	43	0	35	34	7	10	310	17.2
21	Peter Alexis	19-18	707	37.2	106-184	.576	0-0	.000	66-103	.641	67	113	180	9.5	51	1	9	28	50	6	278	14.6
10	Andre Gibbs	19-19	744	39.2	73-169	.432	19-64	.297	53-62	.855	21	57	78	4.1	30	0	56	38	2	25	218	11.5
23	TJ Huggins	18-18	647	35.9	75-129	.581	1-1	1.000	25-38	.658	27	78	105	5.8	44	0	56	32	13	27	176	9.8
13	Brandon Hughes	2-1	5	2.5	2-2	1.000	0-0	.000	1-1	1.000	1	1	2	1.0	0	0	0	0	0	0	5	2.5
05	Jordan DiCicco	16-0	102	6.4	6-16	.375	4-11	.364	3-4	.750	1	7	8	0.5	7	0	10	4	0	3	19	1.2
11	Kaison Randolph	9-1	65	7.2	4-17	.235	1-9	.111	1-2	.500	3	6	9	1.0	4	0	3	4	1	1	10	1.1
03	Matt Powers	6-1	30	5.0	2-5	.400	0-3	.000	2-2	1.000	0	1	1	0.2	4	0	2	2	0	1	6	1.0
25	Eric Long	10-1	48	4.8	4-7	.571	0-0	.000	0-0	.000	3	10	13	1.3	10	0	1	3	1	1	8	0.8
02	Mike Louden	5-0	7	1.4	1-2	.500	0-1	.000	1-3	.333	0	0	0	0.0	0	0	1	0	0	1	3	0.6
20	Malcolm Smith	2-0	2	1.0	0-0	.000	0-0	.000	0-0	.000	0	0	0	0.0	0	0	0	0	0	0	0	0.0
Team											22	34	56				4					
Total		19	3800		509-1046	.487	121-341	.355	235-312	.753	178	469	647	34.1	238	2	232	187	76	86	1374	72.3
Opponents		19	3800		488-1142	.427	110-323	.341	155-238	.651	229	403	632	33.3	289	2	220	169	42	97	1241	65.3



## 2014-15 HIGHS/LOWS

### PHILADELPHIA UNIVERSITY

	HIGH	LOW
Points	97 at West Chester (11/29/14)	51 at Holy Family (12/3/14)
Field Goals Made	36 vs. Dominican (N.Y.) (1/19/15)	18 at Pace (1/15/15)
Field Goals Attempts	64 vs. Wilmington (Del.) (3/7/15)	41 vs. Georgian Court (1/21/15)
Field Goal Pct.	.608 at Georgian Court (11/20/14)	.339 at Felician (12/6/14)
3-Point Field Goals Made	12 vs. Post (2/7/15)	1 at Pace (1/15/15)
3-Point FG Attempts	26 Two Times; Last at Felician (12/6/14)	11 vs. Molloy (1/4/15)
3-Point Field Goal Pct.	.579 vs. USciences (3/6/15)	.059 at Pace (1/15/15)
Free Throws Made	28 Two Times; Last vs. Georgian Court (1/21/15)	3 vs. Dominican (N.Y.) (1/19/15)
Free Throw Attempts	36 at West Chester (11/29/14)	4 vs. Dominican (N.Y.) (1/19/15)
Free Throw Pct.	.929 vs. Goldey-Beacom (2/24/15)	.545 vs. Post (2/7/15)
Rebounds	46 at West Chester (11/29/14)	26 Two Times; Last vs. Dominican (N.Y.) (1/19/15)
Assists	23 vs. Post (2/7/15)	6 Two Times; Last at Nyack (2/14/15)
Blocked Shots	14 at Nyack (2/14/15)	0 Two Times; Last vs. Holy Family (2/12/15)
Steals	9 vs. Saint Rose (12/20/14)	1 Two Times; Last vs. Goldey-Beacom (2/14/15)
Turnovers	22 at West Chester (11/29/14)	3 vs. Wilmington (Del.) (3/7/15)
Personal Fouls	22 at West Chester (11/29/14)	8 at Nyack (2/14/15)

### OPPONENTS

	HIGH	LOW
Points	92 at West Chester (11/29/14)	45 vs. Immaculata (11/22/14)
Field Goals Made	35 at West Chester (11/29/14)	16 vs. Molloy (1/4/15)
Field Goals Attempts	79 at West Chester (11/29/14)	49 Two Times; Last vs. Dominican (N.Y.) (1/19/15)
Field Goal Pct.	.592 at USciences (1/10/15)	.281 vs. Immaculata (11/22/14)
3-Point Field Goals Made	11 Two Times; Last at Concordia (N.Y.) (2/21/15)	1 Two Times; Last vs. Chestnut Hill (12/9/14)
3-Point FG Attempts	31 vs. Holy Family (2/12/15)	4 vs. Assumption (12/21/14)
3-Point Field Goal Pct.	.625 at USciences (1/10/15)	.067 vs. Chestnut Hill (12/9/14)
Free Throws Made	19 vs. USciences (3/6/15)	0 at Felician (12/6/14)
Free Throw Attempts	26 vs. USciences (3/6/15)	4 at Felician (12/6/14)
Free Throw Pct.	.857 Two Times; Last at Nyack (2/14/15)	.000 at Felician (12/6/14)
Rebounds	44 at Post (2/28/15)	24 at Georgian Court (11/20/14)
Assists	21 vs. Merrimack (11/15/14)	6 vs. Molloy (1/4/15)
Blocked Shots	5 Five Times; Last at American Int'l (3/14/15)	0 Three Times; Last vs. Goldey-Beacom (2/24/15)
Steals	13 Two Times; Last at West Chester (11/29/14)	0 Two Times; Last vs. Wilmington (Del.) (3/7/15)
Turnovers	17 vs. Dominican (N.Y.) (1/19/15)	3 vs. Goldey-Beacom (2/24/15)
Personal Fouls	25 at West Chester (11/29/14)	7 at Bentley (11/14/14)



# 2014-15 YEAR IN REVIEW

## BENTLEY 72, PHILADELPHIA 63

Game 1 - November 14, 2014  
Dana Center | Waltham, Mass.

## MERRIMACK 72, PHILADELPHIA 69

Game 2 - November 15, 2014  
Dana Center | Waltham, Mass.



Official Basketball Box Score - Game Totals - Final Statistics  
Philadelphia U. vs Bentley  
11/14/14 8:00 pm at Waltham, Mass. (Dana Center)



Official Basketball Box Score - Game Totals - Final Statistics  
Philadelphia U. vs Merrimack  
11/15/14 6:00 pm at Waltham, Mass. (Dana Center)



### Philadelphia U. 63 • 0-1

#	Player	Total			3-Ptr			Rebounds			PF	TP	A	TO	Bk	Stl	Min
		FG-FGA	FG-FGA	FT-FTA	Off	Def	Tot	Off	Def	Tot							
21	Peter Alexis	5-8	0-0	2-4	5	7	12	3	12	1	5	0	1	38			
22	Derek Johnson	6-14	4-8	0-0	0	7	7	4	16	3	1	0	0	40			
23	TJ Huggins	3-6	0-1	1-2	1	9	10	3	7	4	5	1	1	39			
10	Andre Gibbs	1-8	1-2	1-2	4	1	5	3	4	2	4	0	0	40			
33	Nick Schlitzer	9-17	4-7	2-2	1	4	5	2	24	0	2	1	2	40			
09	Jordan DiCiccio	0-0	0-0	0-0	0	0	0	2	0	1	1	0	0	3			
Team						0		1		1		0		3			
Totals		24-53	9-18	6-10	11	29	40	17	63	11	18	2	4	200			
FG % 1st Half: 13-25 52.0%		2nd half: 11-28 39.3%		Game: 24-53 45.3%		Rebounds											
3FG % 1st Half: 4-6 66.7%		2nd half: 5-12 41.7%		Game: 9-18 50.0%		Def											
FT % 1st Half: 5-7 71.4%		2nd half: 1-3 33.3%		Game: 6-10 60.0%		Off											

### Bentley 72 • 1-0

#	Player	Total			3-Ptr			Rebounds			PF	TP	A	TO	Bk	Stl	Min
		FG-FGA	FG-FGA	FT-FTA	Off	Def	Tot	Off	Def	Tot							
32	Tyler McFarland	5-12	3-6	5-6	1	4	5	1	18	1	1	3	0	35			
33	Andrew Shaw	0-5	0-3	0-0	0	1	1	2	0	0	0	1	1	17			
13	Keegan Hyland	5-9	2-4	3-5	0	5	5	1	15	4	0	0	2	31			
14	Alex Furness	3-10	1-5	1-2	0	3	3	2	8	3	1	0	0	30			
20	JP Koury	6-12	1-3	5-6	5	4	9	0	18	3	0	0	5	34			
12	Jate Chesluk	0-2	0-1	0-0	0	0	0	0	1	0	0	0	0	6			
21	Ferguson Duke	4-7	2-4	0-0	1	2	3	0	10	2	1	0	4	18			
23	Shaq Phelps	1-5	1-2	0-0	1	1	2	1	3	0	0	0	1	25			
24	Chris Murray	0-0	0-0	0-0	0	0	0	0	0	0	0	0	0	2			
34	Vince Mancini	0-0	0-0	0-0	1	0	1	0	0	0	1	0	0	2			
Team						1		2									
Totals		24-62	10-28	14-19	10	21	31	7	72	14	4	4	13	200			
FG % 1st Half: 11-20 55.0%		2nd half: 13-24 54.2%		Game: 24-62 38.7%		Rebounds											
3FG % 1st Half: 3-7 42.9%		2nd half: 7-11 63.6%		Game: 10-28 35.7%		Def											
FT % 1st Half: 2-4 50.0%		2nd half: 12-15 80.0%		Game: 14-19 73.7%		Off											

Officials: Leon Graves, James Nadeau, Eddie Colon  
Technical fouls: Philadelphia U - None; Bentley - None.  
Attendance: 372  
Philadelphia ranked #14 in Div. II

Score by periods	1st	2nd	Total	In	Off	2nd	Fast	Bench
	pts	pts	pts	Paint	T/O	Chance	Break	pts
Philadelphia U.	35	28	63	22	2	13	0	0
Bentley	27	45	72	18	22	5	9	13

Last FG - PHM 2nd-00-16, BEN 2nd-02-28  
Largest lead - PHM by 13 1st-01-11, BEN by 12 2nd-03-31  
PHM led for 31:57, BEN led for 05:02, Game was tied for 03:01

Score tied - 4 times  
Lead changed - 1 time

### Philadelphia U. 69 • 0-2

#	Player	Total			3-Ptr			Rebounds			PF	TP	A	TO	Bk	Stl	Min
		FG-FGA	FG-FGA	FT-FTA	Off	Def	Tot	Off	Def	Tot							
21	Peter Alexis	5-6	0-0	1-2	1	3	4	4	11	0	2	1	0	34			
22	Derek Johnson	7-11	4-6	1-2	1	2	3	3	19	0	2	0	1	40			
23	TJ Huggins	6-14	0-3	2-2	5	10	15	3	14	7	5	0	3	40			
10	Andre Gibbs	2-8	0-3	3-4	0	0	0	3	7	2	4	0	2	40			
33	Nick Schlitzer	6-15	1-6	5-5	2	5	7	3	18	3	1	0	0	40			
25	Eric Long	0-0	0-0	0-0	0	0	0	2	0	1	0	0	0	6			
Team						1		4		5		1		6			
Totals		26-54	5-18	12-15	10	24	34	18	69	12	16	1	6	200			
FG % 1st Half: 14-28 50.0%		2nd half: 12-26 46.2%		Game: 26-54 48.1%		Rebounds											
3FG % 1st Half: 1-7 14.3%		2nd half: 4-11 36.4%		Game: 5-18 27.8%		Def											
FT % 1st Half: 9-10 90.0%		2nd half: 3-5 60.0%		Game: 12-15 80.0%		Off											

### Merrimack 72 • 2-0

#	Player	Total			3-Ptr			Rebounds			PF	TP	A	TO	Bk	Stl	Min
		FG-FGA	FG-FGA	FT-FTA	Off	Def	Tot	Off	Def	Tot							
05	James Kennedy	4-10	0-0	1-2	5	3	8	3	9	0	0	0	2	25			
23	Anthony Barry	9-17	1-3	1-2	2	1	3	1	20	2	3	0	1	37			
02	JT Strickland	1-4	0-1	0-0	1	1	2	3	2	10	1	0	0	37			
04	Gelvis Solano	8-18	4-10	4-5	0	6	6	3	24	4	2	5	3	38			
10	Troy Hammel	2-8	2-4	2-2	0	3	3	0	8	3	2	0	1	38			
32	Tyler Hunt	1-1	0-0	3-3	2	1	3	4	5	1	1	0	0	13			
24	Kyle Howes	1-3	0-0	0-0	0	2	2	1	2	1	0	0	0	7			
35	Riley Calzonetti	1-1	0-0	0-0	0	0	0	0	2	0	0	0	0	5			
Team						2		2									
Totals		27-62	7-18	11-14	12	17	29	15	72	21	9	5	7	200			
FG % 1st Half: 7-20 35.0%		2nd half: 20-36 55.6%		Game: 27-62 43.5%		Rebounds											
3FG % 1st Half: 2-8 25.0%		2nd half: 5-10 50.0%		Game: 7-18 38.9%		Def											
FT % 1st Half: 9-11 81.8%		2nd half: 2-3 66.7%		Game: 11-14 78.6%		Off											

Officials: James Slatery, Matt Dorn, Tom Densen  
Technical fouls: Philadelphia U - None; Merrimack - None.  
Attendance: 135  
Philadelphia ranked #14 in Div. II

Score by periods	1st	2nd	Total	In	Off	2nd	Fast	Bench
	pts	pts	pts	Paint	T/O	Chance	Break	pts
Philadelphia U.	38	31	69	22	2	13	0	0
Merrimack	25	47	72	18	22	5	9	13

Last FG - PHM 2nd-04-16, MER 2nd-00-22  
Largest lead - PHM by 16 1st-04-32, MER by 3 2nd-00-20  
PHM led for 36:14, MER led for 02:06, Game was tied for 01:00

Score tied - 1 time  
Lead changed - 2 times

## PHILADELPHIA 83, GEORGIAN COURT 63

Game 3 - November 20, 2014  
Wellness Center | Lakewood, N.J.

## PHILADELPHIA 77, IMMACULATA 45

Game 4 - November 22, 2014  
Gallagher Center | Philadelphia, Pa.



Official Basketball Box Score - Game Totals - Final Statistics  
Philadelphia U. vs Georgian Court  
11/20/14 8:00 PM at Lakewood, N.J. (Wellness Center)



Official Basketball Box Score - Game Totals - Final Statistics  
Immaculata vs Philadelphia U.  
11/22/14 2 p.m. at Philadelphia, Pa. (Gallagher Center)



### Philadelphia U. 83 • 1-2 (1-0 CACC)

#	Player	Total			3-Ptr			Rebounds			PF	TP	A	TO	Bk	Stl	Min
		FG-FGA	FG-FGA	FT-FTA	Off	Def	Tot	Off	Def	Tot							
11	Andre Gibbs	4-7	2-5	1-2	1	4	5	3	11	8	3	0	3	39			
21	Peter Alexis	3-4	0-0	0-0	1	7	8	1	6	0	1	1	0	38			
22	Derek Johnson	8-16	4-9	0-0	1	6	7	2	20	2	6	1	1	38			
23	TJ Huggins	5-7	0-0	1-3	5	4	9	4	11	6	2	0	0	33			
33	Nick Schlitzer	10-15	4-7	4-4	0	4	4	0	28	4	4	0	2	39			
02	Mike Loudon	0-0	0-0	1-2	0	0	0	0	1	0	0	0	0	2			
03	Matt Powers	0-0	0-0	0-0	0	0	0	0	0	0	1	0	1	1			
09	Jordan DiCiccio	1-2	1-2	3-4	0	0	0	2	8	2	1	0	1	8			
11	Kameron Randolph	0-0	0-0	0-0	0	0	0	0	0	0	0	0	0	2			
20	Malcolm Smith	0-0	0-0	0-0	0	0	0	0	0	0	0	0	0	1			
25	Eric Long	0-0	0-0	0-0	0	0	0	1	0	0	0	0	0	1			
Team						0		0		1		1		0			
Totals		31-51	11-23	10-15	8	25	33	13	63	22	19	2	8	200			
FG % 1st Half: 14-27 51.9%		2nd half: 17-24 70.8%		Game: 31-51 60.8%		Rebounds											
3FG % 1st Half: 3-10 30.0%		2nd half: 8-13 61.5%		Game: 11-23 47.8%		Def											
FT % 1st Half: 0-1 0.0%		2nd half: 10-14 71.4%		Game: 10-15 66.7%		Off											

### Georgian Court 63 • 2-2 (0-1 CACC)

#	Player	Total			3-Ptr			Rebounds			PF	TP	A	TO	Bk	Stl	Min
		FG-FGA	FG-FGA	FT-FTA	Off	Def	Tot	Off	Def	Tot							
01	Juwan Carter	5-8	1-1	3-4	0	2	2	3	14	0	1	0	2	32			
23	Jordan Wejert	3-12	0-0	2-5	3	2	5	1	8	0	3	0	1	27			
03	Michael Pierre	0-2	0-1	0-0	0	2	2										

# 2014-15 YEAR IN REVIEW



## KUTZTOWN 75, PHILADELPHIA 72

Game 5 - November 25, 2014  
Martz Hall | Pottsville, Pa.



Official Basketball Box Score - Game Totals - Final Statistics  
Philadelphia U. vs Kutztown  
11/25/14 7 p.m. at Pottsville, Pa. (Martz Hall)



### Philadelphia U. 72 • 2-3

#	Player	Total			3-Ptr			Rebounds			PF	TP	A	TO	Bk	Stl	Min
		FG-FGA	FG-FGA	FT-FTA	FG-FGA	FG-FGA	FT-FTA	Off	Def	Tot							
21	Peter Alexis	1	7-11	0-0	1-3	1	4	5	3	15	0	1	3	1	1	49	
22	Derek Johnson	1	6-15	2-8	5-5	2	2	4	2	19	3	2	1	2	50		
33	TJ Huggins	1	1-2	0-0	0-0	0	1	1	1	2	0	0	0	0	5		
30	Andre Gibbs	1	3-9	1-2	2-2	0	2	2	5	9	1	2	0	2	48		
33	Nick Schiltzer	1	8-18	1-7	5-5	2	10	12	3	22	3	3	0	1	50		
05	Jordan DiCiccio	1	1-5	0-2	0-0	0	3	3	2	6	3	0	1	1	45		
11	Kaison Randolph	1	1-1	1-1	0-0	0	1	1	0	3	0	0	0	0	2		
25	Eric Long	1	0-0	0-0	0-0	0	0	0	0	0	0	0	0	0	1		
Team						1	1	2									
Totals			27-61	5-20	13-17	6	24	30	17	72	13	11	4	7	250		

FG % 1st Half: 9-25 36.0% 2nd half: 12-22 54.5% OT: 6-14 42.9% Game: 27-61 44.3% Deadball Rebounds: 0  
3FG % 1st Half: 2-7 28.6% 2nd half: 2-6 33.3% OT: 1-6 16.7% Game: 5-20 25.0%  
FT % 1st Half: 6-7 85.7% 2nd half: 5-8 62.5% OT: 2-4 50.0% Game: 13-17 76.5%

### Kutztown 75 • 2-3

#	Player	Total			3-Ptr			Rebounds			PF	TP	A	TO	Bk	Stl	Min
		FG-FGA	FG-FGA	FT-FTA	FG-FGA	FG-FGA	FT-FTA	Off	Def	Tot							
14	JOHNSON, Josh	1	6-12	0-0	1-2	2	9	11	3	13	3	3	1	1	38		
40	SELBY, Anthony	1	1-2	0-0	1-2	3	2	5	4	3	2	2	1	0	37		
05	BEIDELMAN, Austin	1	5-9	1-3	2-2	1	3	4	1	13	1	2	1	1	32		
12	FORTUNE, Tyrell	1	6-15	2-7	5-7	0	3	3	1	19	2	2	0	1	37		
24	BROOKS, Tyler	1	2-5	0-1	0-0	0	7	7	2	4	3	2	0	1	46		
03	RIDGEWAY, Ethan	1	1-3	0-2	0-0	0	1	1	1	2	1	0	0	0	9		
11	SELLARS, Howard	1	6-9	4-5	1-2	1	1	2	4	17	3	2	0	1	28		
32	SHERMAN, Rell	1	0-0	0-0	0-0	0	0	0	0	0	0	0	0	0	3		
05	DIETRICH, Martin	1	0-0	0-0	0-0	1	0	1	0	0	2	0	1	0	3		
44	PEAL JR., Tracy	1	2-8	0-0	0-0	2	0	2	3	4	0	2	0	0	17		
Team						0	4	4									
Totals			29-63	7-18	10-15	10	30	40	19	75	17	15	4	5	250		

FG % 1st Half: 12-27 44.4% 2nd half: 14-27 51.9% OT: 3-9 33.3% Game: 29-63 46.0% Deadball Rebounds: 3  
3FG % 1st Half: 5-9 55.6% 2nd half: 2-6 33.3% OT: 2-4 50.0% Game: 7-18 38.9%  
FT % 1st Half: 0-1 0.0% 2nd half: 0-0 0.0% OT: 10-14 71.4% Game: 10-15 66.7%

Officials: Greg Dunah, John Leighton, Ben Vasconcelos  
Technical fouls: Philadelphia U.-None; Kutztown-None  
Attendance: 1124

Score by periods	1st	2nd	OT	Total
Philadelphia U.	26	31	6	72
Kutztown	27	30	6	75

Points	In	Off	2nd	Fast	Bench
Philad	34	23	9	6	5
KUTZM	34	13	8	8	25

Last FG - Philad 02:00:06, KUTZM 02:04:11  
Largest lead - Philad by 7 2nd-11:29, KUTZM by 6 1st-05:51  
Philad led for 14:53 KUTZM led for 35:00 Game was tied for 10:07  
Score tied - 13 times  
Lead changed - 14 times

## HOLY FAMILY 73, PHILADELPHIA 51

Game 7 - December 3, 2014  
Campus Center I Philadelphia, Pa.



Official Basketball Box Score - Game Totals - Final Statistics  
Philadelphia U. vs Holy Family  
12/03/14 8:05 p.m. at Philadelphia, Pa.



### Philadelphia U. 51 • 3-4, 1-1 CACC

#	Player	Total			3-Ptr			Rebounds			PF	TP	A	TO	Bk	Stl	Min
		FG-FGA	FG-FGA	FT-FTA	FG-FGA	FG-FGA	FT-FTA	Off	Def	Tot							
10	Andre Gibbs	1	4-8	0-3	0-0	4	2	6	2	8	4	4	0	1	37		
21	Peter Alexis	1	9-16	0-0	2-5	5	9	14	2	20	0	1	0	0	40		
22	Derek Johnson	1	3-16	1-7	0-0	0	3	3	1	7	2	1	0	0	37		
25	TJ Huggins	1	0-1	0-0	0-0	0	1	1	0	0	0	0	0	0	2		
33	Nick Schiltzer	1	1-6	0-2	2-2	0	7	7	3	4	2	2	0	0	39		
30	Mike Louden	1	0-0	0-0	0-0	0	0	0	0	0	0	0	0	1			
20	Matt Powers	1	1-3	0-2	0-0	0	0	0	0	2	1	0	0	0	18		
05	Jordan DiCiccio	1	1-2	0-1	0-0	0	0	0	0	2	1	1	0	0	4		
11	Kaison Randolph	1	3-9	1-5	1-1	1	1	2	2	8	1	1	0	0	19		
25	Eric Long	1	0-0	0-0	0-0	0	0	0	0	0	0	0	0	0	3		
Team						0	2	2									
Totals			22-61	2-20	5-9	11	24	39	10	51	11	10	0	1	200		

FG % 1st Half: 8-25 32.0% 2nd half: 14-36 38.9% Game: 22-61 36.1% Deadball Rebounds: 2  
3FG % 1st Half: 1-11 9.1% 2nd half: 1-9 11.1% Game: 2-20 10.0%  
FT % 1st Half: 2-3 66.7% 2nd half: 3-6 50.0% Game: 5-9 55.6%

### Holy Family 73 • 5-1, 2-0 CACC

#	Player	Total			3-Ptr			Rebounds			PF	TP	A	TO	Bk	Stl	Min
		FG-FGA	FG-FGA	FT-FTA	FG-FGA	FG-FGA	FT-FTA	Off	Def	Tot							
10	Reggie Charles	1	6-11	4-7	3-4	0	2	2	1	19	8	3	0	1	28		
20	Eric Fleming	1	1-4	1-3	0-0	0	1	1	0	3	0	0	0	0	10		
15	Isaiah Gans	1	6-13	4-8	2-4	2	5	7	3	18	1	2	1	0	30		
24	Demick Stewart	1	4-8	0-1	1-3	3	6	9	2	9	4	2	0	0	32		
31	Marvin Crawford	1	4-8	1-2	0-0	1	7	8	3	9	2	0	0	0	37		
34	Turhan Griffin	1	1-4	0-3	0-0	0	4	4	2	2	2	0	0	0	27		
25	Water Allen	1	1-2	0-1	0-0	0	1	1	0	2	0	0	0	0	1		
23	Xavier Williams	1	1-2	0-1	0-0	0	1	1	0	2	1	0	0	0	16		
34	Hunter Wysocki	1	3-5	1-3	0-0	1	2	3	7	0	0	1	2	13			
44	Shane Neher	1	1-1	0-0	0-0	0	0	0	0	2	0	0	0	0	3		
10	James McDonnell	1	0-1	0-0	0-0	0	1	1	0	0	0	0	0	0	3		
Team						1	2	3									
Totals			28-59	11-29	6-11	9	30	39	14	73	18	7	2	3	200		

FG % 1st Half: 10-25 40.0% 2nd half: 18-34 52.9% Game: 28-59 47.5% Deadball Rebounds: 3  
3FG % 1st Half: 3-10 30.0% 2nd half: 8-19 42.1% Game: 11-29 37.9%  
FT % 1st Half: 3-5 60.0% 2nd half: 3-6 50.0% Game: 6-11 54.5%

Officials: Dave Fernandez, John Leighton & Tim Smith  
Technical fouls: Philadelphia U.-None; Holy Family-None  
Attendance: 277

Score by periods	1st	2nd	Total
Philadelphia U.	19	32	51
Holy Family	25	48	73

Points	In	Off	2nd	Fast	Bench
Philad	28	18	2	12	
HFU	34	16	8	15	

Last FG - Philad 2nd-01:05, HFU 2nd-02:40  
Largest lead - Philad None, HFU by 25 2nd-03:34  
Philad led for 05:00 HFU led for 38:00 Game was tied for 04:55  
Score tied - 1 time  
Lead changed - 0 times

## PHILADELPHIA 97, WEST CHESTER 92

Game 6 - November 29, 2014  
Hollinger Fieldhouse | West Chester, Pa.



Official Basketball Box Score - Game Totals - Final Statistics  
Philadelphia U. vs West Chester  
11/29/14 3:00 PM at WEST CHESTER, Pa. (HOLLINGER FIELDHOUSE)



### Philadelphia U. 97 • 2-3

#	Player	Total			3-Ptr			Rebounds			PF	TP	A	TO	Bk	Stl	Min
		FG-FGA	FG-FGA	FT-FTA	FG-FGA	FG-FGA	FT-FTA	Off	Def	Tot							
21	Peter Alexis	1	9-12	0-0	7-10	9	13	22	4	25	0	3	2	2	50		
22	Derek Johnson	1	6-15	5-10	8-9	0	8	8	4	25	3	4	0	0	49		
10	Andre Gibbs	1	5-10	1-4	6-8	0	2	2	3	17	4	3	0	3	46		
11	Kaison Randolph	1	2-9	1-4	2-3	0	3	3	1	7	6	4	0	0	34		
33	Nick Schiltzer	1	7-12	4-6	5-6	1	5	6	5	23	1	5	0	0	49		
05	Matt Powers	1	0-0	0-0	0-0	1	0	1	4	0	2	1	0	1	13		
03	Jordan DiCiccio	1	0-2	0-2	0-0	0	0	0	1	0	0	1	0	0	8		
25	Eric Long	1	0-0	0-0	0-0	0	0	0	0	0	0	0	0	0	1		
Team						2	2	4									
Totals			29-60	11-26	28-36	13	33	46	22	97	16	22	2	6	250		

FG % 1st Half: 10-22 45.5% 2nd half: 13-29 44.8% OT: 6-9 66.7% Game: 29-60 48.3% Deadball Rebounds: 0  
3FG % 1st Half: 5-13 38.5% 2nd half: 3-8 37.5% OT: 3-5 60.0% Game: 11-26 42.3%  
FT % 1st Half: 9-14 64.3% 2nd half: 6-7 85.7% OT: 13-15 86.7% Game: 28-36 77.8%

### West Chester 92 • 2-3

#	Player	Total			3-Ptr			Rebounds			PF	TP	A	TO	Bk	Stl	Min
		FG-FGA	FG-FGA	FT-FTA	FG-FGA	FG-FGA	FT-FTA	Off	Def	Tot							
22	WISELEY, Matt	1	8-11	1-1	0-0												



# 2014-15 YEAR IN REVIEW

## PHILADELPHIA 63, CHESTNUT HILL 49

Game 9 - December 9, 2014

Gallagher Center | Philadelphia, Pa.



Official Basketball Box Score - Game Totals - Final Statistics  
Chestnut Hill vs Philadelphia U.  
12/09/14 8 p.m. at Philadelphia, Pa. (Gallagher Center)



### Chestnut Hill 49 • 2-6, 1-2 CACC

#	Player	Total			3-Ptr			Rebounds			PF	TP	A	TO	Bk	Stl	Min
		FG-FGA	FG-FGA	FT-FTA	FG-FGA	FG-FGA	FT-FTA	Off	Def	Tot							
10	Filip Sekulic	1	3-14	0-3	0-0	1	2	3	1	6	1	1	0	1	26		
14	Edward McWade	1	2-4	0-0	1-3	1	2	3	2	5	1	2	0	0	24		
34	Seamus Radtke	1	5-14	0-1	1-2	1	3	4	3	11	0	0	0	0	32		
00	Luke Diakon	1	1-7	0-2	2-2	1	1	2	4	4	1	0	0	2	33		
11	Sean Dougherty	g	0-0	0-0	0-0	1	1	2	1	0	1	0	0	0	9		
01	Noel Hightower	1	1-4	0-1	0-1	1	2	3	2	2	0	1	1	1	19		
02	Billy Cassidy	1	1-5	0-4	3-3	0	1	1	0	5	0	0	0	0	17		
05	Christian Walck	1	5-9	1-2	5-6	1	5	6	2	16	2	1	0	4	28		
25	Gerald Evariste	1	0-2	0-0	0-0	2	2	1	0	0	0	2	0	4	4		
32	Demetrius Isaac	1	0-3	0-2	0-0	0	0	0	2	0	1	0	0	0	8		
Team						2	2	4									
<b>Totals</b>			<b>16-62</b>	<b>1-15</b>	<b>12-17</b>	<b>9</b>	<b>21</b>	<b>30</b>	<b>18</b>	<b>49</b>	<b>7</b>	<b>5</b>	<b>3</b>	<b>8</b>	<b>200</b>		

FG % 1st Half:	7-31	22.0%	2nd half:	11-31	35.5%	Game:	18-62	29.0%	Deadball	
3FG % 1st Half:	1-7	14.3%	2nd half:	0-8	0.0%	Game:	1-15	6.7%	Rebounds	3.1
FT % 1st Half:	1-2	50.0%	2nd half:	11-15	73.3%	Game:	12-17	70.6%		

### Philadelphia U. 63 • 5-4, 3-1 CACC

#	Player	Total			3-Ptr			Rebounds			PF	TP	A	TO	Bk	Stl	Min
		FG-FGA	FG-FGA	FT-FTA	FG-FGA	FG-FGA	FT-FTA	Off	Def	Tot							
22	Derek Johnson	1	5-12	3-6	0-0	0	6	6	2	13	1	2	0	1	40		
23	TJ Huggins	1	1-6	0-0	2-2	1	7	8	4	4	2	5	0	0	26		
21	Peter Alexis	1	3-8	0-0	5-7	4	7	11	4	11	1	2	3	0	37		
10	Andre Gibbs	1	4-9	1-5	7-8	1	2	3	2	16	2	4	1	1	40		
33	Nick Schlitzer	1	7-13	1-5	2-2	1	4	5	3	17	2	3	1	1	40		
11	Kaison Randolph	1	0-0	0-0	0-0	0	1	1	0	0	0	0	0	0	4		
35	Eric Long	1	1-1	0-0	0-0	1	4	5	4	2	0	0	0	0	13		
Team						0	6	6									
<b>Totals</b>			<b>21-49</b>	<b>5-16</b>	<b>16-19</b>	<b>8</b>	<b>37</b>	<b>45</b>	<b>19</b>	<b>63</b>	<b>8</b>	<b>16</b>	<b>5</b>	<b>3</b>	<b>200</b>		

FG % 1st Half:	13-26	50.0%	2nd half:	8-23	34.8%	Game:	21-49	42.9%	Deadball	
3FG % 1st Half:	4-8	50.0%	2nd half:	1-8	12.5%	Game:	5-16	31.3%	Rebounds	1
FT % 1st Half:	4-5	80.0%	2nd half:	12-14	85.7%	Game:	16-19	84.2%		

Points	CHCM	49	PHM	63	In	Off	2nd	Fast	Bench
CHCM	24	16	9	2	23	2	2		
PHM	18	9	7	2	23	2	2		

Officials: Tim Altanasi, Thomas Regan, Greg Quirolo  
Technical fouls: Chestnut Hill-None, Philadelphia U.-None  
Attendance: 990

## PHILADELPHIA 68, ASSUMPTION 65

Game 11 - December 21, 2014  
Gallagher Center | Philadelphia, Pa.



Official Basketball Box Score - Game Totals - Final Statistics  
Assumption vs Philadelphia U.  
12/21/14 3 p.m. at Philadelphia, Pa. (Gallagher Center)



### Assumption 65 • 5-6

#	Player	Total			3-Ptr			Rebounds			PF	TP	A	TO	Bk	Stl	Min
		FG-FGA	FG-FGA	FT-FTA	FG-FGA	FG-FGA	FT-FTA	Off	Def	Tot							
22	Kari Ziegler	1	7-11	0-0	1-1	0	4	4	1	15	2	0	0	2	40		
33	Jimmy Zenevitch	1	3-6	0-0	0-0	0	2	2	5	6	1	2	1	0	29		
01	Terrance Bobb-Jones	1	7-16	0-1	1-2	4	4	8	1	15	6	4	2	0	40		
02	Julian Aiken	1	1-1	1-1	1-3	0	4	4	4	4	0	1	1	1	32		
05	Kamali Bey	1	8-15	0-1	3-4	4	4	8	3	19	0	1	0	0	35		
00	Marcus Murray	1	1-1	0-0	0-0	0	1	1	0	2	0	1	0	0	5		
10	Tim Kasper	1	2-3	0-0	0-0	0	0	0	0	4	0	0	1	0	11		
11	Jack Sullivan	1	0-1	0-1	0-0	0	2	2	0	0	0	0	0	0	5		
12	Reilly Reid	1	0-0	0-0	0-0	0	0	0	1	0	0	0	0	0	3		
13	Tre Owens	1	0-0	0-0	0-0	0	0	0	0	0	0	0	0	0	0		
Team						0	0	0									
<b>Totals</b>			<b>29-54</b>	<b>1-4</b>	<b>6-10</b>	<b>8</b>	<b>21</b>	<b>29</b>	<b>15</b>	<b>65</b>	<b>9</b>	<b>9</b>	<b>5</b>	<b>3</b>	<b>200</b>		

FG % 1st Half:	11-25	44.0%	2nd half:	18-29	62.1%	Game:	29-54	53.7%	Deadball	
3FG % 1st Half:	1-3	33.3%	2nd half:	0-1	0.0%	Game:	1-4	25.0%	Rebounds	2.2
FT % 1st Half:	5-8	62.5%	2nd half:	1-2	50.0%	Game:	6-10	60.0%		

### Philadelphia U. 68 • 7-4

#	Player	Total			3-Ptr			Rebounds			PF	TP	A	TO	Bk	Stl	Min
		FG-FGA	FG-FGA	FT-FTA	FG-FGA	FG-FGA	FT-FTA	Off	Def	Tot							
22	Derek Johnson	1	4-9	2-5	2-2	4	1	5	1	12	0	0	0	0	40		
23	TJ Huggins	1	3-7	0-0	3-4	4	8	10	4	9	4	3	0	3	40		
21	Peter Alexis	1	8-16	0-0	4-10	1	5	6	4	20	0	3	2	0	39		
10	Andre Gibbs	1	4-7	1-2	3-4	1	4	5	1	12	1	0	1	3	40		
33	Nick Schlitzer	1	6-17	2-5	1-1	2	1	3	2	15	5	1	0	2	40		
35	Eric Long	1	0-0	0-0	0-0	0	0	0	0	0	0	0	0	0	1		
Team						1	2	3									
<b>Totals</b>			<b>25-56</b>	<b>5-12</b>	<b>13-21</b>	<b>13</b>	<b>19</b>	<b>32</b>	<b>12</b>	<b>68</b>	<b>10</b>	<b>7</b>	<b>3</b>	<b>8</b>	<b>200</b>		

FG % 1st Half:	12-27	44.4%	2nd half:	13-29	44.8%	Game:	25-56	44.6%	Deadball	
3FG % 1st Half:	2-6	33.3%	2nd half:	3-6	50.0%	Game:	5-12	41.7%	Rebounds	3
FT % 1st Half:	7-11	63.6%	2nd half:	6-10	60.0%	Game:	13-21	61.9%		

Points	ASM	65	PHM	68	In	Off	2nd	Fast	Bench
ASM	48	2	10	2	6				
PHM	38	11	16	4	0				

Officials: James Oswalt, Tim Edwards, Craig Lestres  
Technical fouls: Assumption-None, Philadelphia U.-None  
Attendance: 212

Last FG - ASM 2nd-00:35, PHM 2nd-00:40  
Largest lead - ASM by 4 1st-15:40, PHM by 13 2nd-13:19  
ASM led for 54:35, PHM led for 32:45. Game was tied for 02:45.

## PHILADELPHIA 73, SAINT ROSE 62

Game 10 - December 20, 2014

Gallagher Center | Philadelphia, Pa.



Official Basketball Box Score - Game Totals - Final Statistics  
Saint Rose vs Philadelphia U.  
12/20/14 1 p.m. at Philadelphia, Pa. (Gallagher Center)



### Saint Rose 62 • 5-6

#	Player	Total			3-Ptr			Rebounds			PF	TP	A	TO	Bk	Stl	Min
		FG-FGA	FG-FGA	FT-FTA	FG-FGA	FG-FGA	FT-FTA	Off	Def	Tot							
04	Anthony Russell	1	2-4	1-2	0-0	0	4	4	4	5	0	2	0	0	26		
05	Jalaun Taylor	1	3-6	2-2	1-1	5	2	7	3	9	3	2	0	0	25		
11	Jack Jones	1	3-8	2-4	0-0	1	1	2	2	8	0	1	1	1	19		
02	Max Weaver	1	5-11	1-2	2-2	4	7	11	4	13	3	2	0	0	39		
21	Chris Dorgier	1	5-12	1-5	0-0	0	2	2	4	11	6	2	0	0	32		
01	Jamaal Greenwood	1	0-7	0-3	0-0	0	1	1	2	0	2	1	0	1	18		
12	Maksus Uskans	1	0-0	0-0	0-0	0	0	0	0	0	0	1	0	0	6		
35	Julian Lipinski	1	4-9	0-2	0-0	2	4	6	2	8	1	1	0	0	19		
44	Sam Ekstrom	1	3-6	0-0	2-4	0	0	0	1	8	2	0	0	0	16		
Team						2	5	7									
<b>Totals</b>			<b>25-63</b>	<b>7-20</b>	<b>5-7</b>	<b>14</b>	<b>26</b>	<b>40</b>	<b>22</b>	<b>62</b>	<b>17</b>	<b>12</b>	<b>2</b>	<b>2</b>	<b>200</b>		

FG % 1st Half:	10-29	34.5%	2nd half:	15-34	44.1%	Game:	25-63	39.7%	Deadball	
3FG % 1st Half:	2-9	22.2%	2nd half:	5-11	45.5%	Game:	7-20	35.0%	Rebounds	1
FT % 1st Half:	1-1	100.0%	2nd half:	4-6	66.7%	Game:	5-7	71.4%		

### Philadelphia U. 73 • 6-4

#	Player	Total			3-Ptr			Rebounds			PF	TP	A	TO	Bk	Stl	Min
		FG-FGA	FG-FGA	FT-FTA	FG-FGA	FG-FGA	FT-FTA	Off	Def	Tot							
22	Derek Johnson	1	7-11	5-9	0-1	2	2	4	1								

# 2014-15 YEAR IN REVIEW



## PHILADELPHIA 68, WILMINGTON (Del.) 62

Game 13 - January 7, 2015  
WU Athletics Complex | Newark, Del.



Official Basketball Box Score - Game Totals - Final Statistics  
Philadelphia U. vs Wilmington (DE)  
01/07/15 6:00 pm at Newark, Del. - WU Athletics Complex



#	Player	Total			3-Ptr			Rebounds			PF	TP	A	TO	Bk	Stl	Min		
		FG-FGA	FG-FGA	FT-FTA	Off	Def	Tot	Off	Def	Tot									
10	Andre Gibbs	5-12	0-2	6-9	1	4	5	1	18	3	2	0	2	4	0	40			
21	Peter Alexis	6-8	0-0	0-0	3	9	12	2	12	0	3	4	1	4	0	40			
23	TJ Huggins	6-9	1-1	0-2	0	6	6	4	13	2	4	1	2	4	0	40			
25	Eric Long	1-2	0-0	0-0	0	0	0	0	2	1	1	0	0	0	10				
33	Nick Schitzer	7-15	4-7	2-2	1	3	4	3	20	2	3	0	1	38					
09	Jordan DiCicco	1-5	1-4	0-0	1	3	4	1	3	3	0	0	1	26					
11	Kaison Randolph	0-2	0-0	0-0	0	1	1	1	0	1	0	0	0	6					
<b>Team</b>					1 1 2														
<b>Totals</b>		26-53			6-14			10-13			7 27 34			12 65			12 13 5 7 200		
FG % 1st Half:		10-25 40.0%		2nd half:		16-28 57.1%		Game:		26-53 49.1%		Deatball		Rebounds		1			
3FG % 1st Half:		0-5 0.0%		2nd half:		6-9 66.7%		Game:		6-14 42.9%									
FT % 1st Half:		4-4 100.0%		2nd half:		6-9 66.7%		Game:		10-13 76.9%									

#	Player	Total			3-Ptr			Rebounds			PF	TP	A	TO	Bk	Stl	Min		
		FG-FGA	FG-FGA	FT-FTA	Off	Def	Tot	Off	Def	Tot									
00	Valentino Thompson	5-11	1-2	1-1	2	4	6	3	12	5	2	0	2	4	0	40			
03	Kevin Ohn	3-14	0-4	2-4	5	3	8	1	8	3	0	0	3	33					
04	Sam Sanders	5-12	0-1	0-0	0	3	3	5	10	1	5	0	2	34					
20	Rashawn Rasheed	3-4	0-0	0-0	1	1	2	1	6	0	1	0	0	11					
22	Shai Henry	4-10	1-5	0-0	2	1	3	3	9	1	1	0	0	25					
05	Tyrin Gass	4-6	0-0	1-1	2	3	5	0	8	1	0	0	0	22					
10	Ta'Vaune Griffin	1-5	0-0	0-0	2	1	3	0	2	0	1	1	0	18					
11	Tajee Almon	2-7	0-0	3-5	4	5	9	0	7	1	0	1	0	16					
23	Prophet Kates	0-0	0-0	0-0	0	0	0	3	0	0	0	0	0	1					
<b>Team</b>					0 1 1														
<b>Totals</b>		27-69			2-12			6-11			18 22 40			16 62			12 10 2 7 200		
FG % 1st Half:		13-34 38.2%		2nd half:		14-35 40.0%		Game:		27-69 39.1%		Deatball		Rebounds		2			
3FG % 1st Half:		0-4 0.0%		2nd half:		3-8 37.5%		Game:		2-12 16.7%									
FT % 1st Half:		4-6 66.7%		2nd half:		2-5 40.0%		Game:		6-11 54.5%									

Officials: Pat McGaheeran, Jack McCormick, Patrick Langford  
Technical fouls: Philadelphia U.-None, Wilmington (DE)-None  
Attendance: 149  
Time of Game: 1:29

Score by periods	1st	2nd	Total
Philadelphia U.	24	44	68
Wilmington (DE)	30	32	62

Last FG - PHU-M 2nd-02:53, WU-MBB 2nd-06:30  
Largest lead - PHU-M by 10 2nd-11:39, WU-MBB by 6 1st-00:04  
PHU-M led for 22:37, WU-MBB led for 10:16 (Game was tied for 07:16)

## PHILADELPHIA 58, PACE 55

Game 15 - January 15, 2015  
Goldstein Fitness Center | Pleasantville, N.Y.



Official Basketball Box Score - Game Totals - Final Statistics  
Philadelphia U. vs Pace  
01/15/15 7:30 pm at Pleasantville, N.Y.-Goldstein Fit Center



#	Player	Total			3-Ptr			Rebounds			PF	TP	A	TO	Bk	Stl	Min
		FG-FGA	FG-FGA	FT-FTA	Off	Def	Tot	Off	Def	Tot							
10	Andre Gibbs	1-9	0-5	0-0	0	4	4	2	2	1	0	2	4	0	40		
21	Peter Alexis	8-11	0-0	7-8	8	9	17	2	23	0	3	2	0	40			
22	Derek Johnson	3-15	1-9	10-10	2	3	5	0	17	1	1	1	4	40			
23	TJ Huggins	1-6	0-0	2-4	3	5	8	3	4	3	2	0	1	40			
33	Nick Schitzer	5-9	0-3	2-3	0	1	1	4	12	1	3	0	0	40			
<b>Team</b>		16-50			1-17			14 22 36			11 58			7 10 3 4 200			
FG % 1st Half:		9-26 34.6%		2nd half:		9-24 37.5%		Game:		16-50 36.0%		Deatball		Rebounds		3	
3FG % 1st Half:		0-9 0.0%		2nd half:		1-8 12.5%		Game:		1-17 5.9%							
FT % 1st Half:		5-6 83.3%		2nd half:		16-19 84.2%		Game:		21-25 84.0%							

#	Player	Total			3-Ptr			Rebounds			PF	TP	A	TO	Bk	Stl	Min		
		FG-FGA	FG-FGA	FT-FTA	Off	Def	Tot	Off	Def	Tot									
02	Kyle Pearson	7-15	0-4	3-4	1	2	3	2	17	0	1	1	0	40					
03	Mike Demello	5-6	2-3	0-0	1	8	9	5	12	5	2	0	1	38					
11	Shelton Mickell	7-17	2-6	0-1	1	3	4	5	16	3	3	1	2	40					
22	Jaylen Mann	0-1	0-0	0-0	0	5	5	4	0	1	1	0	0	23					
25	Khalil Brown	4-8	0-0	0-0	1	0	1	3	8	1	2	2	0	32					
14	Bryan Rivers	0-0	0-0	0-0	0	0	0	0	0	0	0	0	0	0+					
21	Evan Gordinier	0-1	0-1	0-0	0	0	0	0	0	0	0	0	0	7					
24	Marcus Solomon	0-0	0-0	0-0	1	1	2	0	0	1	1	0	0	8					
32	Evan Orzolek	0-0	0-0	0-0	0	0	0	0	0	1	1	0	0	4					
33	Victor Jusino	1-2	0-0	0-0	0	0	0	0	2	0	1	0	0	8					
<b>Team</b>					1 0 1														
<b>Totals</b>		24-50			4-14			3-5			6 19 25			19 55			12 12 4 3 200		
FG % 1st Half:		13-27 48.1%		2nd half:		11-23 47.8%		Game:		24-50 48.0%		Deatball		Rebounds		0			
3FG % 1st Half:		2-7 28.6%		2nd half:		2-7 28.6%		Game:		4-14 28.6%									
FT % 1st Half:		0-0 0.0%		2nd half:		3-5 60.0%		Game:		3-5 60.0%									

Officials: Jeff Bryant, Doug Arahamman, Chris Statterby  
Technical fouls: Philadelphia U.-None, Pace-None  
Attendance: 67

Score by periods	1st	2nd	Total
Philadelphia U.	23	35	58
Pace	28	27	55

Last FG - PHU-M 2nd-01:56, PAC 2nd-00:00  
Largest lead - PHU-M by 7 2nd-08:39, PAC by 7 1st-01:58  
PHU-M led for 15:32, PAC led for 21:58 (Game was tied for 02:18)

## USCIENCES 80, PHILADELPHIA 64

Game 14 - January 10, 2015  
Bobby Morgan Arena | Philadelphia, Pa.



Official Basketball Box Score - Game Totals - Final Statistics  
Philadelphia U. vs Univ. of the Science  
1/10/15 3:00 p.m. at Philadelphia, Pa. (Bobby Morgan Arena)



#	Player	Total			3-Ptr			Rebounds			PF	TP	A	TO	Bk	Stl	Min		
		FG-FGA	FG-FGA	FT-FTA	Off	Def	Tot	Off	Def	Tot									
10	Andre Gibbs	4-11	0-4	3-3	1	3	4	1	11	3	0	0	1	40					
21	Peter Alexis	1-6	0-0	1-2	2	3	5	3	3	0	3	1	0	32					
22	Derek Johnson	6-17	4-13	2-2	1	1	2	3	18	0	0	2	1	40					
23	TJ Huggins	7-11	0-0	0-0	2	4	6	4	14	3	3	1	1	39					
33	Nick Schitzer	7-14	1-5	1-1	1	0	4	4	2	16	1	2	0	40					
09	Jordan DiCicco	0-0	0-0	0-0	0	0	0	0	0	0	0	0	0	3					
25	Eric Long	1-2	0-0	0-0	1	1	2	2	2	0	0	0	1	6					
<b>Team</b>					1 2 3														
<b>Totals</b>		26-61			5-22			7-8			8 18 26			15 64			7 8 4 4 200		
FG % 1st Half:		11-27 40.7%		2nd half:		15-34 44.1%		Game:		26-61 42.6%		Deatball		Rebounds		0			
3FG % 1st Half:		3-10 30.0%		2nd half:		2-12 16.7%		Game:		5-22 22.7%									
FT % 1st Half:		3-2 100.0%		2nd half:		5-6 83.3%		Game:		7-8 87.5%									

#	Player	Total			3-Ptr			Rebounds			PF	TP	A	TO	Bk	Stl	Min		
		FG-FGA	FG-FGA	FT-FTA	Off	Def	Tot	Off	Def	Tot									
20	Dylan Kerwin	3-4	1-1	2-2	0	1	1	0	9	2	1	0	0	22					
22	T-John Caselli	0-4	0-0	4-4	0	1	1	4	4	5	1	0	0	40					
25	Wes Kerr	3-4	1-1	2-2	0	4	4	2	9	5	1	0	1	39					
33	Garret Kerr	9-15	1-3	4-6	1	12	13	1	23	2	3	0	0	40					
54	Will Gregoritis	7-10	2-2	3-4	3	3	6	2	19	1	1	0	0	26					
24	Flo Da-Silva	3-4	0-1	0-3	0	2	2	1	6	3	1	0	2	19					
36	Sho Da-Silva	4-8	0-0	2-2	0	2	2	1	10	1	0	1	0	14					
<b>Team</b>					1 3 4														
<b>Totals</b>		29-49			5-8			17-23			5 28 33			11 80			19 8 1 3 200		
FG % 1st Half:		13-26 50.0%		2nd half:		16-23 69.6%		Game:		29-49 59.2%		Deatball		Rebounds		3			
3FG % 1st Half:		4-6 66.7%		2nd half:		1-2 50.0%		Game:		5-8 62.5%									
FT % 1st Half:		5-11 45.5%		2nd half:		12-12 100.0%		Game:		17-23 73.9%									

Officials: Jim Ostmaier, Kevin O'Neil, David Nvern  
Technical fouls: Philadelphia U.-None, Univ. of the Science-None  
Attendance: 225

Score by periods	1st	2nd	Total
Philadelphia U.	27	37	64
Univ. of the Science	35	45	80



# 2014-15 YEAR IN REVIEW

## PHILADELPHIA 72, GEORGIAN COURT 66

Game 17 - January 21, 2015  
Gallagher Center | Philadelphia, Pa.



Official Basketball Box Score - Game Totals - Final Statistics  
Georgian Court vs Philadelphia U.  
01/21/15 8 p.m. at Philadelphia, Pa. (Gallagher Center)



### Georgian Court 66 • 3-14, 0-10 CACC

#	Player	Total			3-Ptr			Rebounds			PF	TP	A	TO	Bk	Stl	Min
		FG-FGA	FG-FGA	FT-FTA	Off	Def	Tot	Off	Def	Tot							
23	Jordan Wejnert	r	9-17	1-1	3-7	3	6	9	2	22	0	1	0	2	39		
50	Jakov Pilic	c	1-3	0-0	0-0	3	0	3	4	2	0	0	1	1	13		
01	Juwuan Carter	g	10-13	5-7	1-3	2	3	5	4	26	0	1	0	1	34		
02	J.D. Rodriguez	g	2-8	1-5	0-0	1	3	4	3	5	4	1	0	0	34		
32	Hamilton Capellan	g	1-8	0-5	1-2	1	1	2	1	3	2	2	0	3	34		
20	Chris Polanco	g	1-3	0-1	0-0	0	0	0	2	2	0	0	0	0	8		
21	Jalen Robinson	g	1-4	0-0	0-0	2	2	4	2	2	2	1	1	0	14		
20	Michael Pierre	g	0-1	0-0	0-0	0	0	0	0	0	3	1	0	0	11		
34	Olin Ugo	g	2-4	0-0	0-0	0	0	0	4	4	1	0	0	0	13		
Team						0	1	1									
Totals			27-61	7-19	5-12	12	16	28	22	66	12	7	2	7	200		

FG % 1st Half: 15-35 42.9% 2nd half: 12-26 46.2% Game: 27-61 44.3%  
3FG % 1st Half: 5-12 41.7% 2nd half: 2-7 28.6% Game: 7-19 36.8%  
FT % 1st Half: 3-6 50.0% 2nd half: 2-6 33.3% Game: 5-12 41.7%

### Philadelphia U. 72 • 12-5, 6-2 CACC

#	Player	Total			3-Ptr			Rebounds			PF	TP	A	TO	Bk	Stl	Min
		FG-FGA	FG-FGA	FT-FTA	Off	Def	Tot	Off	Def	Tot							
22	Derek Johnson	r	6-10	4-5	4-5	1	4	5	2	20	3	1	0	0	40		
23	TJ Huggins	r	2-6	0-0	5-7	1	8	9	2	9	2	4	0	1	36		
21	Peter Alexis	g	5-9	0-0	9-11	2	8	10	2	19	1	3	3	0	40		
16	Andre Gibbs	g	2-7	0-1	6-8	2	3	5	2	12	2	0	0	1	40		
33	Nick Schitzer	g	4-9	2-6	2-2	3	2	5	4	12	1	3	0	0	40		
05	Jordan DiCiccio	g	0-0	0-0	0-0	0	0	0	0	0	0	0	0	0	4		
Team						1	0	1									
Totals			19-41	6-12	28-33	10	25	35	12	72	9	12	3	2	200		

FG % 1st Half: 9-20 45.0% 2nd half: 10-21 47.6% Game: 19-41 46.3%  
3FG % 1st Half: 4-7 57.1% 2nd half: 2-6 33.3% Game: 6-12 50.0%  
FT % 1st Half: 15-19 78.9% 2nd half: 13-14 92.9% Game: 28-33 84.8%

Officials: John Felker, Thomas Kerry, Joe Anhalt  
Technical fouls: Georgian Court-None, Philadelphia U.-None  
Attendance: 590

Score by periods	1st	2nd	Total
Georgian Court	38	28	66
Philadelphia U.	37	35	72

In	Off	2nd	Fast	Bench	
Paint	T/O	Chance	Break		
Points	36	12	11	4	8
Philadelphia U.	20	8	13	0	0

Last FG - GCU14 2nd-01:24, PHU 2nd-00:16  
Largest lead - GCU14 by 3 2nd-19:44, PHU-M by 10 1st-10:27  
GCU14 led for 01:57, PHU led for 36:02. Game was tied for 02:11

Score tied - 3 times.  
Lead changed - 6 times.

## PHILADELPHIA 77, CALDWELL 47

Game 19 - January 31, 2015  
Gallagher Center | Philadelphia, Pa.



Official Basketball Box Score - Game Totals - Final Statistics  
Caldwell vs Philadelphia U.  
01/31/15 4 p.m. at Philadelphia, Pa. (Gallagher Center)



### Caldwell 47 • 10-10, 6-8 CACC

#	Player	Total			3-Ptr			Rebounds			PF	TP	A	TO	Bk	Stl	Min
		FG-FGA	FG-FGA	FT-FTA	Off	Def	Tot	Off	Def	Tot							
33	Billy McDonald	r	4-13	1-3	0-0	4	3	7	0	9	0	0	0	0	34		
05	Michael Bakovic	r	5-13	0-1	0-0	7	4	11	2	10	2	3	0	0	32		
05	Kevin Walker	g	4-12	2-5	3-2	0	0	0	1	12	0	1	0	1	29		
06	Dawan Lighty	g	2-10	1-3	0-0	1	2	3	3	5	2	0	0	1	27		
23	Brian Kenny	g	1-3	0-0	0-0	0	2	2	1	2	0	0	0	0	22		
10	Salvatore Vitello	g	1-4	1-2	0-0	0	0	0	1	3	2	0	0	0	20		
13	Bernard Brambley	g	0-2	0-1	1-2	0	0	0	0	1	0	0	0	0	1		
11	Justin Brown	g	0-1	0-1	0-0	1	0	1	0	0	0	0	0	0	1		
22	Treston Forbes	g	0-1	0-0	0-0	1	0	1	0	0	0	0	0	0	1		
24	Tyler Drews	g	0-1	0-0	0-0	2	1	3	0	0	0	1	0	1	8		
34	Daniel Knight	g	2-3	1-1	0-2	1	2	3	2	5	0	0	0	0	10		
43	Vincent O'Beirne	g	0-1	0-0	0-0	0	0	0	1	0	0	0	0	0	4		
32	Christian Owona	g	0-0	0-0	0-0	0	0	0	2	0	1	0	0	0	7		
52	Austin Woods	g	0-0	0-0	0-0	0	0	0	0	0	0	0	0	0	2		
Team						1	2	3									
Totals			19-64	6-17	3-6	18	16	34	13	47	11	8	0	3	200		

FG % 1st Half: 10-21 47.6% 2nd half: 9-33 27.3% Game: 19-64 29.7%  
3FG % 1st Half: 3-7 42.9% 2nd half: 3-10 30.0% Game: 6-17 35.3%  
FT % 1st Half: 2-2 100.0% 2nd half: 1-4 25.0% Game: 3-6 50.0%

### Philadelphia U. 77 • 14-5, 8-2 CACC

#	Player	Total			3-Ptr			Rebounds			PF	TP	A	TO	Bk	Stl	Min
		FG-FGA	FG-FGA	FT-FTA	Off	Def	Tot	Off	Def	Tot							
22	Derek Johnson	r	8-14	4-8	5-1	1	5	6	3	21	4	3	0	0	38		
23	TJ Huggins	r	3-7	0-0	4-5	1	5	6	1	10	3	0	0	4	39		
21	Peter Alexis	g	6-9	0-0	5-3	4	6	10	3	13	0	1	2	0	31		
16	Andre Gibbs	g	2-7	0-3	1-2	1	3	4	2	5	3	2	0	1	38		
33	Nick Schitzer	g	9-13	3-6	0-0	1	2	3	21	3	1	0	0	0	39		
32	Mike Loudon	g	1-1	0-0	0-1	0	0	0	0	2	0	0	0	0	1		
33	Matt Powers	g	0-1	0-1	0-0	0	0	0	0	0	1	0	0	0	2		
05	Jordan DiCiccio	g	1-1	1-1	0-0	0	1	1	0	3	0	0	0	0	2		
11	Kasson Randolph	g	0-0	0-0	0-0	0	1	1	0	0	0	0	0	0	1		
26	Eric Long	g	1-1	0-0	0-0	1	4	5	2	2	0	1	1	0	9		
Team						1	2	3									
Totals			31-54	8-19	7-12	10	29	39	14	77	14	8	3	5	200		

FG % 1st Half: 13-29 44.8% 2nd half: 18-25 72.0% Game: 31-54 57.4%  
3FG % 1st Half: 3-7 42.9% 2nd half: 6-11 54.5% Game: 9-19 47.1%  
FT % 1st Half: 1-2 50.0% 2nd half: 6-10 60.0% Game: 7-12 58.3%

Officials: Joseph Patez, Martin Henck, Christopher Blitbery  
Technical fouls: Caldwell-None, Philadelphia U.-None  
Attendance: 900

Score by periods	1st	2nd	Total
Caldwell	25	22	47
Philadelphia U.	29	48	77

In	Off	2nd	Fast	Bench	
Paint	T/O	Chance	Break		
Points	22	4	11	2	9
Philadelphia U.	32	9	15	2	7

Last FG - CALDRE11 2nd-02:45, PHU 2nd-00:18  
Largest lead - CALDRE11 None, PHU-M by 30 2nd-00:18  
CALDRE11 led for 00:50, PHU led for 57:58. Game was tied for 02:20

Score tied - 1 time.  
Lead changed - 0 times.

## PHILADELPHIA 85, GOLDEY-BEACOM 66

Game 18 - January 29, 2015  
Jones Center | Wilmington, Del.



Official Basketball Box Score - Game Totals - Final Statistics  
Philadelphia U. vs Goldey-Beacom  
1/29/15 7:10 pm at Wilmington, DE



### Philadelphia U. 85 • 13-5, 7-2 CACC

#	Player	Total			3-Ptr			Rebounds			PF	TP	A	TO	Bk	Stl	Min
		FG-FGA	FG-FGA	FT-FTA	Off	Def	Tot	Off	Def	Tot							
21	Peter Alexis	r	7-9	0-0	5-6	5	4	9	3	19	0	0	0	0	40		
22	Derek Johnson	r	8-13	3-5	3-4	0	4	4	4	22	3	0	0	0	32		
23	TJ Huggins	r	2-3	0-0	6-6	1	9	10	2	10	4	4	1	4	40		
10	Andre Gibbs	g	2-9	2-5	5-6	1	3	4	3	11	4	1	0	1	40		
33	Nick Schitzer	g	9-16	3-6	2-3	0	4	4	4	23	5	1	0	0	40		
05	Jordan DiCiccio	g	0-0	0-0	0-0	0	1	1	0	0	1	0	0	0	8		
Team						0	0	0									
Totals			28-50	8-16	21-25	7	25	32	17	85	16	7	1	5	200		

FG % 1st Half: 16-28 57.1% 2nd half: 12-22 54.5% Game: 28-50 56.0%  
3FG % 1st Half: 5-9 55.6% 2nd half: 3-7 42.9% Game: 8-16 50.0%  
FT % 1st Half: 7-7 100.0% 2nd half: 14-18 77.8% Game: 21-25 84.0%

### Goldey-Beacom 66 • 6-13, 3-8 CACC

#	Player	Total			3-Ptr			Rebounds			PF	TP	A	TO	Bk	Stl	Min
		FG-FGA	FG-FGA	FT-FTA	Off	Def	Tot	Off	Def	Tot							
02	Derrick Archie	r	0-1	0-0	1-2	0	2	2	1	1	0	1	0	0	13		
21	Chris Gebhart	r	8-12	0-0	5-6	4	3	7	2	21	1	1	0	0	38		
01	Kyle Steinbergin	g	1-7	1-5	0-0	1	1	2	3	3	2	0	0	2	23		
14	Sameen Swint	g	3-7	0-2	2-2	0	5	5	0	8	0	0	0	0	29		
15	Joey Getz	g	5-13	1-4	1-2	0	2	2	2	12	2	2	0	1	34		
00	P. Ridgeway-Higgs	g	0-0	0-0	0-0	1	0	1	3	0	0	0	0	0	8		
13	Charles Jackson	g	0-0	0-0	0-0	0	1	1	0	0	0	0	0	0	7		
23	Daniel Cooper	g	7-11	0-1	3-4	3	1	4	4	17	2	3	0	2	29		
24	Curtis Hopkins	g	1-4	0-2	2-4	0	1	1	3	4	0	0	0	0	19		
Team						0	0	0									
Totals			25-55	2-14	14-20	9	16	25	18	66	7	7	0	5	200		

FG % 1st Half: 9-27 33.3% 2nd half: 16-28 57.1% Game: 25-55 45.5%  
3FG % 1st Half: 0-8 0.0% 2nd half: 2-6 33.3% Game: 2-14 14.3%  
FT % 1st Half: 7-10 70.0% 2nd half: 7-10 70.0% Game: 14-20 70.0%

Officials: Tom Regan, Chris Boehm, Dana Garner  
Technical fouls: Philadelphia U.-None, Goldey-Beacom-None  
Attendance:  
Herb Magee records his 99th career victory.

Score by periods	1st	2nd	Total
Philadelphia U.	44	41	85
Goldey-Beacom	25	41	66

In	Off	2nd	Fast	Bench</
----	-----	-----	------	---------

# 2014-15 YEAR IN REVIEW



## PHILADELPHIA 80, POST 60

Game 21 - February 7, 2015  
Gallagher Center | Philadelphia, Pa.



Official Basketball Box Score - Game Totals - Final Statistics  
Post vs Philadelphia U.  
02/07/15 4 p.m. at Philadelphia, Pa. (Gallagher Center)



### Post 60 • 9-12, 8-7 CACC

Box score table for Philadelphia U. vs Post 60. Columns include Player, FG-FGA, 3-Pr, FT-FTA, Rebounds (Off, Def, Tot), PF, TP, A, TO, Blk, Stl, Min. Totals: 21-55, 6-17, 12-14, 15 19 34, 10 60, 10 11 0 0 200.

Summary statistics: FG % 1st Half: 44.0%, 2nd half: 33.3%, Game: 21-55 38.2%. 3FG % 1st Half: 33.3%, 2nd half: 37.5%, Game: 6-17 35.3%. FT % 1st Half: 100.0%, 2nd half: 83.3%, Game: 12-14 85.7%.

### Philadelphia U. 80 • 15-6, 9-3 CACC

Box score table for Philadelphia U. vs Philadelphia U. Home. Columns include Player, FG-FGA, 3-Pr, FT-FTA, Rebounds (Off, Def, Tot), PF, TP, A, TO, Blk, Stl, Min. Totals: 31-55, 12-22, 6-11, 7 21 28, 12 80, 23 5 4 8 200.

Summary statistics: FG % 1st Half: 51.9%, 2nd half: 60.7%, Game: 31-55 56.4%. 3FG % 1st Half: 45.2%, 2nd half: 63.6%, Game: 12-22 54.5%. FT % 1st Half: 100.0%, 2nd half: 62.5%, Game: 6-11 54.5%.

Officials: Technical fouls: Post-None, Philadelphia U.-None. Attendance: 1366. Philadelphia University head coach Herb Magee records 1,000th career victory.

Score by periods table: 1st 2nd Total. Post: 27 53 80. Philadelphia U.: 34 46 80.

Points in Paint, Off T/O, 2nd Chance, Fast Break, Bench. Post: 24 4 21 4 11. PHM: 24 18 12 12 3.

Officials: Paul Hucyniew, Michael Berry, Ralph Bretz. Technical fouls: Philadelphia U.-Peter Alexis, Chestnut Hill-None. Attendance: 251.

## PHILADELPHIA 65, CHESTNUT HILL 63

Game 22 - February 10, 2015  
Sorgenti Arena | Philadelphia, Pa.



Official Basketball Box Score - Game Totals - Final Statistics  
Philadelphia U. vs Chestnut Hill  
02/10/15 8:00 p.m. at Philadelphia, PA (Sorgenti Arena)



### Philadelphia U. 65 • 16-6, 10-3

Box score table for Philadelphia U. vs Chestnut Hill. Columns include Player, FG-FGA, 3-Pr, FT-FTA, Rebounds (Off, Def, Tot), PF, TP, A, TO, Blk, Stl, Min. Totals: 24-54, 5-21, 12-19, 9 22 31, 12 65, 11 9 4 5 200.

Summary statistics: FG % 1st Half: 32.0%, 2nd half: 55.2%, Game: 24-54 44.4%. 3FG % 1st Half: 18.2%, 2nd half: 30.0%, Game: 5-21 23.8%. FT % 1st Half: 62.0%, 2nd half: 63.0%, Game: 12-19 63.2%.

### Chestnut Hill 63 • 4-18, 3-12

Box score table for Chestnut Hill vs Philadelphia U. Home. Columns include Player, FG-FGA, 3-Pr, FT-FTA, Rebounds (Off, Def, Tot), PF, TP, A, TO, Blk, Stl, Min. Totals: 26-62, 5-11, 6-10, 16 23 39, 17 63, 9 12 3 7 200.

Summary statistics: FG % 1st Half: 37.0%, 2nd half: 45.7%, Game: 26-62 41.9%. 3FG % 1st Half: 16.7%, 2nd half: 80.0%, Game: 5-11 45.5%. FT % 1st Half: 75.0%, 2nd half: 50.0%, Game: 6-10 60.0%.

Officials: Paul Hucyniew, Michael Berry, Ralph Bretz. Technical fouls: Philadelphia U.-Peter Alexis, Chestnut Hill-None. Attendance: 251.

Score by periods table: 1st 2nd Total. Philadelphia U.: 23 42 65. Chestnut Hill: 24 39 63.

Points in Paint, Off T/O, 2nd Chance, Fast Break, Bench. Philadelphia U.: 32 10 13 6 0. Chestnut Hill: 36 14 13 8 22.

Officials: Jim Luchansky, Pat McLaughlin, Steve Gagliano. Technical fouls: Philadelphia U.-None, NYack-None. Attendance: 110.

## PHILADELPHIA 72, HOLY FAMILY 71

Game 23 - February 12, 2015  
Gallagher Center | Philadelphia, Pa.



Official Basketball Box Score - Game Totals - Final Statistics  
Holy Family vs Philadelphia U.  
02/12/15 8 p.m. at Philadelphia, Pa. (Gallagher Center)



### Holy Family 71 • 18-7, 12-4 CACC

Box score table for Holy Family vs Philadelphia U. Home. Columns include Player, FG-FGA, 3-Pr, FT-FTA, Rebounds (Off, Def, Tot), PF, TP, A, TO, Blk, Stl, Min. Totals: 25-52, 10-31, 11-15, 7 23 30, 15 71, 12 9 5 2 200.

Summary statistics: FG % 1st Half: 48.0%, 2nd half: 48.1%, Game: 25-52 48.1%. 3FG % 1st Half: 33.3%, 2nd half: 31.3%, Game: 10-31 32.3%. FT % 1st Half: 75.0%, 2nd half: 81.1%, Game: 11-15 73.3%.

### Philadelphia U. 72 • 17-6, 11-3 CACC

Box score table for Philadelphia U. vs Holy Family. Columns include Player, FG-FGA, 3-Pr, FT-FTA, Rebounds (Off, Def, Tot), PF, TP, A, TO, Blk, Stl, Min. Totals: 26-61, 3-15, 17-20, 14 23 37, 13 72, 8 7 0 4 200.

Summary statistics: FG % 1st Half: 36.7%, 2nd half: 46.7%, Game: 26-61 42.6%. 3FG % 1st Half: 14.3%, 2nd half: 25.0%, Game: 3-15 20.0%. FT % 1st Half: 66.7%, 2nd half: 83.4%, Game: 17-20 85.0%.

Officials: James Ostwalt, Tim Edwards, Jason Fioresi. Technical fouls: Holy Family-Team, Philadelphia U.-None. Attendance: 800.

Score by periods table: 1st 2nd Total. Holy Family: 32 39 71. Philadelphia U.: 29 43 72.

Points in Paint, Off T/O, 2nd Chance, Fast Break, Bench. Holy Family: 20 7 10 2 15. PHM: 32 11 19 6 0.

Officials: Jim Luchansky, Pat McLaughlin, Steve Gagliano. Technical fouls: Philadelphia U.-None, NYack-None. Attendance: 110.



Official Basketball Box Score - Game Totals - Final Statistics  
Philadelphia U. vs NYack, NY  
2/14/15 3:00 PM at NYack, NY



### Philadelphia U. 68 • 18-6, 12-3 CACC

Box score table for Philadelphia U. vs NYack. Columns include Player, FG-FGA, 3-Pr, FT-FTA, Rebounds (Off, Def, Tot), PF, TP, A, TO, Blk, Stl, Min. Totals: 22-49, 5-19, 19-28, 13 27 40, 8 68, 6 17 14 5 200.

Summary statistics: FG % 1st Half: 38.5%, 2nd half: 52.2%, Game: 22-49 44.9%. 3FG % 1st Half: 20.0%, 2nd half: 33.3%, Game: 5-19 26.3%. FT % 1st Half: 66.7%, 2nd half: 68.4%, Game: 19-28 67.9%.

### NYack 68 • 8-16, 7-10 CACC

Box score table for NYack vs Philadelphia U. Home. Columns include Player, FG-FGA, 3-Pr, FT-FTA, Rebounds (Off, Def, Tot), PF, TP, A, TO, Blk, Stl, Min. Totals: 24-67, 4-17, 6-7, 17 19 36, 21 58, 8 13 2 7 200.

Summary statistics: FG % 1st Half: 42.4%, 2nd half: 29.4%, Game: 24-67 35.8%. 3FG % 1st Half: 1.5, 20.0%, 2nd half: 3-12 25.0%, Game: 4-17 23.5%. FT % 1st Half: 66.7%, 2nd half: 2-3 66.7%, Game: 6-7 85.7%.

Officials: Jim Luchansky, Pat McLaughlin, Steve Gagliano. Technical fouls: Philadelphia U.-None, NYack-None. Attendance: 110.

Score by periods table: 1st 2nd Total. Philadelphia U.: 28 40 68. NYack: 33 25 58.

Points in Paint, Off T/O, 2nd Chance, Fast Break, Bench. Philadelphia U.: 4 18 8 0 0. NYack: 16 18 6 0 18.

Officials: James Ostwalt, Tim Edwards, Jason Fioresi. Technical fouls: Holy Family-Team, Philadelphia U.-None. Attendance: 800.



## PHILADELPHIA 78, BLOOMFIELD 72

Game 25 - February 19, 2015  
The Gym I Bloomfield, N.J.

## PHILADELPHIA 77, CONCORDIA (N.Y.) 75

Game 26 - February 21, 2015  
Meyer Athletic Center I Bronxville, N.Y.



Official Basketball Box Score - Game Totals - Final Statistics  
Philadelphia U. vs Bloomfield  
2/19/15 7:30 PM at Bloomfield College Gym, Bloomfield, N.J.



### Philadelphia U. 78 • 19-6, 13-3 CACC

#	Player	Total			3-Ptr			Rebounds			PF	TP	A	TO	Bk	Stl	Min																							
		FG-FGA	FG-FGA	FT-FTA	Off	Def	Tot	Off	Def	Tot																														
21	Peter Alexis	4-9	0-0	4-6	3	6	9	1	12	1	2	4	0	0	40																									
22	Derek Johnson	7-17	3-8	5-5	1	5	6	3	22	1	1	0	1	40																										
23	TJ Huggins	8-11	0-0	0-1	1	4	5	2	16	6	0	0	1	40																										
10	Andre Gibbs	3-5	1-2	0-0	0	3	3	1	7	3	4	0	1	40																										
33	Nick Schitzer	9-16	3-7	0-0	0	1	1	3	21	2	1	0	1	40																										
Team					0			6																																
Totals		31-58			7-17			9-13			5			25			30			10			78			13			8			4			4			200		
FG % 1st Half:		14-30		46.7%		2nd half:		17-28		60.7%		Game:		31-58		53.4%		Deadball Rebounds:		0.3																				
3FG % 1st Half:		4-10		40.0%		2nd half:		3-7		42.9%		Game:		7-17		41.2%																								
FT % 1st Half:		3-4		75.0%		2nd half:		6-9		66.7%		Game:		9-13		69.2%																								

### Bloomfield 72 • 11-13, 10-7 CACC

#	Player	Total			3-Ptr			Rebounds			PF	TP	A	TO	Bk	Stl	Min																							
		FG-FGA	FG-FGA	FT-FTA	Off	Def	Tot	Off	Def	Tot																														
23	Claude Blue	6-12	0-0	1-1	5	7	12	1	13	2	4	2	1	32																										
31	Errol Townsend	0-0	0-0	0-0	1	1	2	3	0	1	0	0	0	13																										
02	Marvin Williams	10-18	4-6	2-4	1	5	6	2	26	4	0	0	0	38																										
03	Clarence White	4-11	1-3	0-2	4	1	5	3	9	3	1	0	2	38																										
11	Matt Hall	4-14	0-2	0-0	3	4	7	1	8	1	1	0	0	24																										
15	Ignacio Diez	0-5	0-3	0-1	1	2	3	0	0	1	0	0	0	27																										
24	Nick Davidson	6-9	2-3	0-0	1	1	2	4	14	0	2	1	0	24																										
34	Olatiwola Oyawusi	1-2	0-0	0-0	1	0	1	0	2	0	0	0	0	4																										
Team					0			5																																
Totals		31-71			7-17			3-8			17			26			43			14			72			12			8			3			4			200		
FG % 1st Half:		14-37		37.8%		2nd half:		17-34		50.0%		Game:		31-71		43.7%		Deadball Rebounds:		0																				
3FG % 1st Half:		3-6		50.0%		2nd half:		4-11		36.4%		Game:		7-17		41.2%																								
FT % 1st Half:		1-1		100.0%		2nd half:		2-7		28.6%		Game:		3-8		37.5%																								

Officials: Dennis Alocco, Kevin Harrington & Daren Moran  
Technical fouls: Philadelphia U.-None, Bloomfield-None.  
Attendance: 300

Score by periods	1st	2nd	Total
Philadelphia U.	35	43	78
Bloomfield	32	40	72

Points	In	Off	2nd	Fast	Bench
PHM	36	9	6	0	0
BCM	40	13	14	0	16

Last FG - PHM 2nd-00:42, BCM 2nd-00:34.  
Largest lead - PHM by 11 1st-07:02, BCM by 5 1st-14:26.  
PHM last for 27:57, BCM last for 07:36. Game was tied for 04:27.

Score tied - 4 times.  
Lead changed - 4 times.



Official Basketball Box Score - Game Totals - Final Statistics  
Philadelphia U. vs Concordia (N.Y.)  
2/21/15 3:00 p.m. at Bronxville, N.Y. (Meyer Athletic Center)



### Philadelphia U. 77 • 20-6, 14-3 CACC

#	Player	Total			3-Ptr			Rebounds			PF	TP	A	TO	Bk	Stl	Min																							
		FG-FGA	FG-FGA	FT-FTA	Off	Def	Tot	Off	Def	Tot																														
21	Peter Alexis	6-13	0-0	2-3	2	8	10	2	14	2	3	2	1	36																										
22	Derek Johnson	7-12	5-7	0-0	2	5	7	4	19	1	5	1	0	40																										
23	TJ Huggins	5-9	0-0	0-1	2	5	7	1	10	4	0	1	1	40																										
10	Andre Gibbs	6-10	2-4	2-2	1	2	3	2	16	1	3	0	2	40																										
33	Nick Schitzer	8-14	2-5	0-0	0	6	6	1	18	3	2	0	0	40																										
05	Jordan DiCiccio	0-0	0-0	0-0	0	0	0	0	0	0	0	0	0	4																										
Team					2			3																																
Totals		32-58			9-16			4-7			9			29			38			10			77			11			13			4			4			200		
FG % 1st Half:		16-31		51.6%		2nd half:		16-27		59.3%		Game:		32-58		55.2%		Deadball Rebounds:		1																				
3FG % 1st Half:		3-6		50.0%		2nd half:		6-10		60.0%		Game:		9-16		56.3%																								
FT % 1st Half:		0-1		0.0%		2nd half:		4-6		66.7%		Game:		4-7		57.1%																								

### Concordia (N.Y.) 75 • 11-16, 8-10 CACC

#	Player	Total			3-Ptr			Rebounds			PF	TP	A	TO	Bk	Stl	Min																							
		FG-FGA	FG-FGA	FT-FTA	Off	Def	Tot	Off	Def	Tot																														
33	Peter Aguilar	9-21	2-6	3-4	3	1	4	2	23	0	0	2	2	37																										
42	Tshyrad Oates	6-11	5-9	0-0	1	6	7	2	17	0	2	0	3	36																										
03	Jalen Heath	2-11	2-6	0-0	0	4	4	2	6	2	1	1	0	34																										
04	Cedrick McFadden	1-3	0-1	1-2	0	3	3	3	3	4	1	0	0	23																										
15	Jamie Holder	5-8	0-0	0-0	1	2	3	1	10	2	1	0	1	40																										
06	Michael Fields	1-1	0-0	0-0	0	0	0	1	2	1	0	0	0	5																										
10	Chris Gordy	2-3	1-1	0-0	1	1	2	1	5	0	0	0	1	7																										
23	Andrew Peacock	4-8	1-4	0-0	0	1	1	1	9	2	0	0	1	18																										
Team					2			3																																
Totals		30-66			11-27			4-6			8			19			27			13			75			11			5			3			8			200		
FG % 1st Half:		16-34		47.1%		2nd half:		14-32		43.8%		Game:		30-66		45.5%		Deadball Rebounds:		1																				
3FG % 1st Half:		3-6		50.0%		2nd half:		4-13		30.8%		Game:		11-27		40.7%																								
FT % 1st Half:		4-6		66.7%		2nd half:		0-1		0.0%		Game:		4-6		66.7%																								

Officials: Mark Shea (R), Kevin Kobelski, Greg Quirolo  
Technical fouls: Philadelphia U.-None, Concordia (N.Y.)-None.  
Attendance: 90

Score by periods	1st	2nd	Total
Philadelphia U.	35	42	77
Concordia (N.Y.)	43	32	75

Points	In	Off	2nd	Fast	Bench
PHM	40	4	8	2	0
CND	30	18	7	14	16

Last FG - PHM 2nd-02:35, CND 2nd-00:01.  
Largest lead - PHM by 8 1st-14:47, CND by 11 2nd-17:37.  
PHM last for 21:21, CND last for 18:07. Game was tied for 02:33.

Score tied - 6 times.  
Lead changed - 15 times.

## USCIENCES 76, PHILADELPHIA 70

Game 27 - February 23, 2015  
Gallagher Center I Philadelphia, Pa.

## PHILADELPHIA 90, GOLDEY-BEACOM 73

Game 28 - February 24, 2015  
Gallagher Center I Philadelphia, Pa.



Official Basketball Box Score - Game Totals - Final Statistics  
Univ. of the Science vs Philadelphia U.  
02/23/15 8 p.m. at Philadelphia, Pa. (Gallagher Center)



### Univ. of the Science 76 • 22-4, 16-2 CACC

#	Player	Total			3-Ptr			Rebounds			PF	TP	A	TO	Bk	Stl	Min																							
		FG-FGA	FG-FGA	FT-FTA	Off	Def	Tot	Off	Def	Tot																														
33	Garret Kerr	10-19	3-6	2-3	2	6	8	2	25	4	1	1	3	40																										
54	Will Gregoritis	4-8	1-2	0-0	1	2	3	4	9	3	0	0	0	19																										
20	Dylan Kerwin	3-5	2-4	0-0	0	3	3	1	8	1	2	1	1	27																										
22	T-John Casello	1-8	0-4	2-2	0	2	2	3	4	7	0	0	0	37																										
25	Wes Kerr	4-8	0-1	0-1	0	2	2	1	8	2	0	0	0	38																										
24	Flo Da-Silva	0-1	0-0	0-0	0	1	1	3	0	0	1	0	2	15																										
35	Sho Da-Silva	9-13	0-0	4-5	5	2	7	2	22	1	1	1	2	22																										
44	Jon McGill	0-0	0-0	0-0	0	0	0	0	0	0	0	0	0	2																										
Team					4			2																																
Totals		31-62			6-17			8-11			12			20			32			16			76			18			6			3			8			200		
FG % 1st Half:		16-31		51.6%		2nd half:		15-31		48.4%		Game:		31-62		50.0%		Deadball Rebounds:		2.1																				
3FG % 1st Half:		3-9		33.3%		2nd half:		3-8		37.5%		Game:		6-17		35.3%																								
FT % 1st Half:		5-6		83.3%		2nd half:		3-5		60.0%		Game:		8-11		72.7%																								

### Philadelphia U. 70 • 20-7, 14-4 CACC

#	Player	Total			3-Ptr			Rebounds			PF	TP	A	TO	Bk	Stl	Min
		FG-FGA	FG-FGA	FT-FTA	Off	Def	Tot	Off	Def	Tot							
22	Derek Johnson	7-19	4-10	4-5	2	3	5	3	22	1	2	0	0	40			
23	TJ Huggins	3-7	0-0	2-2	0	3	3	2	8	1	1	4	3	40			
21	Peter Alexis	8-11	0-0	9-11	7	3	10	3	25	0	1	6	0	40			
10	Andre Gibbs	2-8	1-2	1-1	1	6	7	0	6	2	3	0	0	40			
33	Nick Schitzer	3-10	1-3	2-2	2	3	5	5	9	4	2	0	0	40			
05	Jordan DiCiccio	0-1															

# 2014-15 YEAR IN REVIEW



## PHILADELPHIA 75, POST 58

Game 29 - February 28, 2015  
Drubner Center | Waterbury, Conn.



Official Basketball Box Score - Game Totals - Final Statistics  
**Philadelphia U. vs Post**  
2/28/15 2 p.m. at Drubner Center (Waterbury, Conn.)



### Philadelphia U. 75 • 22-7, 15-4 CACC

#	Player	Total			3-Ptr			Rebounds			PF	TP	A	TO	Blk	Stl	Min
		FG-FGA	FG-FGA	FT-FTA	Off	Def	Total										
10	Andre Gibbs	3-5	2-3	5-6	1	2	3	2	13	3	1	0	0	0	0	40	
21	Peter Alexis	5-7	0-0	3-3	3	8	11	4	13	0	2	3	1	32			
22	Derek Johnson	11-20	5-9	3-3	0	6	6	1	30	2	2	1	0	40			
23	TJ Huggins	4-8	0-0	5-7	2	2	4	2	13	5	2	1	3	40-			
33	Nick Schitzer	3-9	0-3	0-0	1	4	5	2	6	0	1	1	1	40			
26	Jordan DiCiccio	0-0	0-0	0-0	0	0	0	0	0	0	0	0	0	0+			
25	Eric Long	0-0	0-0	0-0	0	1	1	2	0	0	0	0	0	8			
<b>Team</b>					0 3 3												
<b>Totals</b>		26-49	7-15	16-19	7	26	33	13	75	10	8	6	5	200			
FG % 1st Half:		12-29	41.4%	2nd half:	14-20	70.0%	Game:	26-49	53.1%	Deadball							
3FG % 1st Half:		3-10	30.0%	2nd half:	4-5	80.0%	Game:	7-15	46.7%	Rebounds							
FT % 1st Half:		3-3	100.0%	2nd half:	13-16	81.3%	Game:	16-19	84.2%	0							

### Post 58 • 12-14, 11-8 CACC

#	Player	Total			3-Ptr			Rebounds			PF	TP	A	TO	Blk	Stl	Min
		FG-FGA	FG-FGA	FT-FTA	Off	Def	Total										
01	Nardie Bogues	2-9	2-6	0-1	0	0	0	2	6	2	2	0	3	37			
04	David Seymour	4-12	1-2	0-0	2	5	7	4	9	4	1	0	0	40			
12	Brant Voies	0-1	0-1	0-0	0	0	0	2	0	0	0	0	1	13			
22	Matt Mareno	10-22	0-1	3-7	8	3	11	0	23	0	2	1	0	40			
01	Joseph Lockwood	4-9	0-0	3-4	7	5	12	1	11	3	1	0	0	36			
03	Travis Flagg	0-0	0-0	0-0	0	0	0	0	0	0	0	0	0	2			
02	Kyle Squire	0-1	0-0	0-0	1	0	1	0	0	0	0	0	0	1			
06	Shannon McCreeady	0-0	0-0	0-0	0	2	2	0	0	0	0	0	0	3			
10	Jah'Sheme Ringgold	1-7	0-1	0-0	1	0	1	4	2	1	0	0	0	17			
13	Frantz Dumas	0-0	0-0	0-0	0	0	0	0	0	0	0	0	0	1			
21	Tyler Desrosiers	3-11	1-8	0-0	1	2	3	2	7	0	0	0	0	10			
<b>Team</b>					5 2 7												
<b>Totals</b>		24-72	4-19	6-12	25	19	44	15	58	10	6	1	4	200			
FG % 1st Half:		12-33	36.4%	2nd half:	12-39	30.8%	Game:	24-72	33.3%	Deadball							
3FG % 1st Half:		0-6	0.0%	2nd half:	4-13	30.8%	Game:	4-19	21.1%	Rebounds							
FT % 1st Half:		3-4	75.0%	2nd half:	3-6	50.0%	Game:	6-12	50.0%	3							

Officials: Technical fouls: Philadelphia U.-None; Post-None.  
Attendance: 145  
2015 CACC Men's Basketball Quarterfinal (#35 vs #29)

Score by periods	1st	2nd	Total
Philadelphia U.	30	45	75
Post	27	31	58

Points	In	Off	2nd	Fast	Bench
Pts-M	Paint	T/O	Chance	Break	
PHI-M 18	18	10	14	0	3
POST-M 16	12	25	0	3	

Lead FG - PHI-M 2nd-04:21, POST-M 2nd-02:29  
Largest lead - PHI-M by 17 2nd-00:31, POST-M 2nd-01:32  
PHI-M led for 10:11, POST-M led for 10:29. Game was tied for 00:28

Score tied - 0 times  
Lead changed - 1 time

## PHILADELPHIA 77, WILMINGTON 68

Game 31 - March 7, 2015  
Gallagher Center | Philadelphia, Pa.



Official Basketball Box Score - Game Totals - Final Statistics  
**Wilmington (DE) vs Philadelphia U.**  
03/07/15 7 p.m. at Philadelphia, Pa. (Gallagher Center)



### Wilmington (DE) 68 • 11-20

#	Player	Total			3-Ptr			Rebounds			PF	TP	A	TO	Blk	Stl	Min
		FG-FGA	FG-FGA	FT-FTA	Off	Def	Total										
00	Valentino Thompson	1-9	0-3	0-0	1	8	9	2	2	4	0	0	0	0	39		
01	Tyakis Ponzio-Meek	5-14	1-5	7-7	0	4	4	1	18	3	2	0	0	40			
03	Kevin On	3-5	2-3	6-8	1	2	3	5	14	1	2	0	0	22			
05	Tyrik Gass	6-10	0-0	2-2	4	4	8	2	14	0	1	0	0	32			
10	Ta'Vaune Griffin	2-4	0-0	0-0	1	2	3	2	4	0	2	2	0	21			
02	Drew Johnson	0-1	0-1	0-0	1	0	1	1	0	0	1	0	0	13			
04	Sam Sanders	0-1	0-1	0-0	0	0	0	0	0	0	0	0	0	8			
20	Rashaun Rasheed	1-6	0-0	0-0	2	3	5	2	2	0	2	0	0	13			
22	Shai Henry	5-7	3-3	1-2	1	3	4	5	14	0	0	0	0	12			
23	Prophet Kates	0-0	0-0	0-0	0	0	0	1	0	0	0	0	0	0+			
<b>Team</b>					0 1 1												
<b>Totals</b>		23-57	6-16	16-19	11	27	38	21	68	8	10	2	0	200			
FG % 1st Half:		13-28	46.4%	2nd half:	10-29	34.5%	Game:	23-57	40.4%	Deadball							
3FG % 1st Half:		2-6	33.3%	2nd half:	4-10	40.0%	Game:	6-16	37.5%	Rebounds							
FT % 1st Half:		4-4	100.0%	2nd half:	12-15	80.0%	Game:	16-19	84.2%	3							

### Philadelphia U. 77 • 24-7

#	Player	Total			3-Ptr			Rebounds			PF	TP	A	TO	Blk	Stl	Min
		FG-FGA	FG-FGA	FT-FTA	Off	Def	Total										
10	Andre Gibbs	3-12	1-4	4-6	3	2	5	0	11	1	0	0	2	40			
21	Peter Alexis	7-15	0-0	4-6	7	6	13	5	18	0	2	0	0	38			
22	Derek Johnson	8-15	4-7	2-3	0	2	2	2	22	3	1	0	2	40			
23	TJ Huggins	3-7	0-0	1-2	3	5	8	4	7	2	0	1	1	29			
33	Nick Schitzer	5-14	1-4	4-5	2	5	7	3	15	2	1	0	1	40			
26	Jordan DiCiccio	1-1	0-0	2-2	0	0	0	2	4	3	1	0	1	13			
25	Eric Long	0-0	0-0	0-0	0	0	0	0	0	0	0	0	0	0+			
<b>Team</b>					0 2 2												
<b>Totals</b>		27-64	6-15	17-24	15	22	37	16	77	11	3	2	7	200			
FG % 1st Half:		14-33	42.4%	2nd half:	13-31	41.9%	Game:	27-64	42.2%	Deadball							
3FG % 1st Half:		4-7	57.1%	2nd half:	2-8	25.0%	Game:	6-15	40.0%	Rebounds							
FT % 1st Half:		7-8	87.5%	2nd half:	10-16	62.5%	Game:	17-24	70.8%	2.1							

Officials: Mike Chesney, Dave Fernandez, Kevin Calzovara  
Technical fouls: Wilmington (DE)-None; Philadelphia U.-None.  
Attendance: 1312  
Central Atlantic Collegiate Conference Tournament Championship  
Philadelphia University wins 2015 CACC Championship and an automatic berth to the 2015 NCAA Division II Championship Tournament

Score by periods	1st	2nd	Total
Wilmington (DE)	32	36	68
Philadelphia U.	39	38	77

Points	In	Off	2nd	Fast	Bench
Pts-M	Paint	T/O	Chance	Break	
WU-M 30	22	3	16	0	16
PHI-M 30	9	12	8	4	

Lead FG - WU-M 2nd-00:11, PHI-M 2nd-02:37  
Largest lead - WU-M 6 by 1st-17:53, PHI-M by 12 2nd-00:17  
WU-M led for 58:51, PHI-M led for 39:29. Game was tied for 10:41

Score tied - 2 times  
Lead changed - 5 times

## PHILADELPHIA 84, USCENCES 82

Game 30 - March 6, 2015  
Gallagher Center | Philadelphia, Pa.



Official Basketball Box Score - Game Totals - Final Statistics  
**Univ. of the Science vs Philadelphia U.**  
03/06/15 5 p.m. at Philadelphia, Pa. (Gallagher Center)



### Univ. of the Science 82 • 24-5

#	Player	Total			3-Ptr			Rebounds			PF	TP	A	TO	Blk	Stl	Min
		FG-FGA	FG-FGA	FT-FTA	Off	Def	Total										
20	Dylan Kerwin	1-2	1-1	2-2	0	1	1	0	5	1	1	0	0	20			
22	T-John Casiello	2-9	2-8	0-0	0	3	3	2	6	5	0	0	0	39			
25	Wes Kerr	2-4	2-3	0-0	2	1	3	3	6	4	3	0	2	44			
33	Garret Kerr	11-18	2-4	5-9	3	5	8	1	29	4	0	0	2	45			
54	Will Gregoritis	4-8	2-5	5-7	2	2	4	1	15	1	0	0	0	24			
24	Flo Da-Silva	5-9	0-1	3-4	1	1	2	4	13	0	0	0	1	32			
35	Sho Da-Silva	2-5	0-0	4-4	2	2	4	5	8	1	1	2	0	21			
<b>Team</b>					1 1 2												
<b>Totals</b>		27-55	9-20	19-26	11	16	27	16	82	16	5	2	5	225			
FG % 1st Half:		10-29	34.5%	2nd half:	15-21	71.4%	OT:	2-5	40.0%	Game:	27-55	49.1%	Deadball				
3FG % 1st Half:		4-9	44.4%	2nd half:	4-9	44.4%	OT:	1-2	50.0%	Game:	9-20	45.0%	Rebounds				
FT % 1st Half:		4-6	66.7%	2nd half:	12-16	75.0%	OT:	3-4	75.0%	Game:	19-26	73.1%	4				

### Philadelphia U. 84 • 23-7

#	Player	Total			3-Ptr			Rebounds			PF	TP	A	TO	Blk	Stl	Min
		FG-FGA	FG-FGA	FT-FTA	Off	Def	Total										
10	Andre Gibbs	4-6	2-3	0-0	2	4	6	2	10	4	0	0	0	45			
21	Peter Alexis	5-9	0-0	2-2	3	3	6	5	12	1	3	1	1	38			
22	D																



# 2014-15 CACC YEAR IN REVIEW

## 2014-15 CENTRAL ATLANTIC COLLEGIATE CONFERENCE STANDINGS

### SOUTHERN DIVISION

Institution	Conference		Overall		Home	Away	Neutral
	Record	Win Pct.	Record	Win Pct.			
USciences	17-2	.895	25-6	.806	11-1	10-4	4-1
Philadelphia U.	15-4	.789	24-8	.750	13-2	11-4	0-2
Holy Family	15-4	.789	22-8	.733	12-1	9-4	1-3
Wilmington (Del.)	8-11	.421	11-20	.355	3-9	7-9	1-2
Goldey-Beacom	5-14	.263	8-20	.286	6-8	2-12	0-0
Chestnut Hill	5-14	.263	6-20	.231	4-8	2-11	0-1
Georgian Court	2-17	.105	5-21	.192	3-8	1-13	1-0

### NORTHERN DIVISION

Institution	Conference		Overall		Home	Away	Neutral
	Record	Win Pct.	Record	Win Pct.			
Dominican (N.Y.)	14-5	.737	14-13	.519	6-7	8-5	0-1
Post	11-8	.579	12-14	.462	8-6	4-7	0-1
Caldwell	11-8	.579	15-13	.536	7-5	8-6	0-2
Bloomfield	10-9	.526	11-16	.407	7-5	4-10	0-1
Concordia (N.Y.)	8-11	.421	11-17	.393	5-5	5-11	1-1
Nyack	6-13	.316	7-19	.269	3-9	4-9	0-1
Felician	6-13	.316	6-19	.240	2-9	4-8	0-2

## 2014-15 CENTRAL ATLANTIC COLLEGIATE CONFERENCE AWARDS

### PLAYER OF THE YEAR

Garret Kerr USciences

### ROOKIE OF THE YEAR

Matt Mareno Post

### DEFENSIVE PLAYER OF THE YEAR

Isaiah Gans Holy Family

### COACH OF THE YEAR

David Pauley USciences

### TEAM SPORTSMANSHIP AWARD

USciences

### ALL-CACC FIRST TEAM

Michael Balkovic Caldwell  
 Garret Kerr USciences  
 Nick Schlitzer Philadelphia U.  
 Nick Smith Dominican  
 Marvin Williams Bloomfield

### ALL-CACC SECOND TEAM

Peter Alexis Philadelphia U.  
 Reggie Charles Holy Family  
 Sho Da-Silva USciences  
 Isaiah Gans Holy Family  
 Derek Johnson Philadelphia U.

### ALL-CACC THIRD TEAM

Nardie Bagues Post  
 Joey Getz Goldey-Beacom  
 Matt Mareno Post  
 Matt Moore Nyack  
 J.R. Pringley Felician

### CACC All-ACADEMIC TEAM

Brian Kenny Caldwell  
 Salvatore Vitello Caldwell  
 Sean Dougherty Caldwell  
 Chris Godry Concordia  
 Joe Clinton Dominican  
 Kristopher Hargraves Dominican  
 Tim Massado Felician  
 Lindon Lulgjuraj Georgian Court  
 Luka Zqonjanin Georgian Court  
 Naanma Yamsat Nyack  
 Peter Alexis Philadelphia  
 Andre Gibbs Philadelphia  
 Mike Louden Philadelphia  
 T-John Caiello USciences

# COACHING RECORDS SINCE 1949-50



Year	Head Coach	Wins	Losses	Pct.	Year	Head Coach	Wins	Losses	Pct.
1949-50	Menchy Goldblatt	8	12	.400	1997-98	Herb Magee	18	10	.643
1950-51	Menchy Goldblatt	7	16	.304	1998-99	Herb Magee	21	6	.778
1951-52	Menchy Goldblatt	4	12	.250	1999-00	Herb Magee	17	10	.630
1952-53	Menchy Goldblatt	12	6	.667	2000-01	Herb Magee	24	7	.774
1953-54	Walter "Bucky" Harris	17	3	.850	2001-02	Herb Magee	19	9	.679
1954-55	Walter "Bucky" Harris	19	2	.905	2002-03	Herb Magee	16	12	.571
1955-56	Walter "Bucky" Harris	19	3	.864	2003-04	Herb Magee	26	8	.765
1956-57	Walter "Bucky" Harris	17	3	.850	2004-05	Herb Magee	21	9	.700
1957-58	Walter "Bucky" Harris	17	7	.708	2005-06	Herb Magee	20	11	.645
1958-59	Walter "Bucky" Harris	16	4	.800	2006-07	Herb Magee	20	10	.667
1959-60	Walter "Bucky" Harris	16	5	.762	2007-08	Herb Magee	22	12	.647
1960-61	Walter "Bucky" Harris	19	5	.792	2008-09	Herb Magee	25	6	.806
1961-62	Walter "Bucky" Harris	19	4	.826	2009-10	Herb Magee	27	8	.771
1962-63	Walter "Bucky" Harris	21	3	.875	2010-11	Herb Magee	15	12	.556
1963-64	Walter "Bucky" Harris	18	6	.750	2011-12	Herb Magee	19	10	.655
1964-65	Walter "Bucky" Harris	24	4	.857	2012-13	Herb Magee	19	10	.655
1965-66	Jack McKinney	21	6	.778	2013-14	Herb Magee	25	7	.781
1966-67	Walter "Bucky" Harris	20	7	.741	2014-15	Herb Magee	24	8	.750
1967-68	Herb Magee	21	6	.778	<b>COACHING TOTALS</b>				
1968-69	Herb Magee	20	5	.800	<b>Head Coach</b>	<b>Years</b>	<b>Wins</b>	<b>Losses</b>	<b>Pct.</b>
1969-70	Herb Magee	29	2	.935	Menchy Goldblatt	4	31	46	.403
1970-71	Herb Magee	22	6	.786	Bucky Harris	13	242	56	.812
1971-72	Herb Magee	22	7	.759	Jack McKinney	1	21	6	.778
1972-73	Herb Magee	25	4	.862	Herb Magee	48	1009	400	.716
1973-74	Herb Magee	10	14	.417					
1974-75	Herb Magee	21	6	.778					
1975-76	Herb Magee	25	3	.893					
1976-77	Herb Magee	22	6	.786					
1977-78	Herb Magee	18	10	.643					
1978-79	Herb Magee	20	8	.714					
1979-80	Herb Magee	13	13	.500					
1980-81	Herb Magee	15	12	.556					
1981-82	Herb Magee	13	14	.481					
1982-83	Herb Magee	23	7	.767					
1983-84	Herb Magee	21	8	.724					
1984-85	Herb Magee	24	7	.774					
1985-86	Herb Magee	16	14	.533					
1986-87	Herb Magee	16	14	.533					
1987-88	Herb Magee	20	10	.667					
1988-89	Herb Magee	24	7	.774					
1989-90	Herb Magee	22	8	.733					
1990-91	Herb Magee	24	8	.750					
1991-92	Herb Magee	28	4	.875					
1992-93	Herb Magee	30	2	.938					
1993-94	Herb Magee	29	2	.935					
1994-95	Herb Magee	26	5	.839					
1995-96	Herb Magee	19	9	.679					
1996-97	Herb Magee	13	14	.481					



# NCAA TOURNAMENT HISTORY

<b>1958</b> <b>First Round</b> Wagner 94, Philadelphia 77 <b>Regional Third Place</b> Buffalo 77, Philadelphia 73	<b>1972</b> <b>First Round</b> Philadelphia 67, Widener 62 <b>Second Round</b> Akron 54, Philadelphia 52 <b>Regional Third Place</b> Philadelphia 86, Cheyney 82	<b>1992</b> <b>First Round</b> Philadelphia 83, St. Rose 70 <b>Regional Championship</b> California (Pa.) 90, Philadelphia 79
<b>1963</b> <b>First Round</b> Philadelphia 60, Hofstra 55 <b>Regional Championship</b> Philadelphia 54, Bloomsburg 48 <b>Quarterfinal</b> Olgethorpe 36, Philadelphia 34	<b>1973</b> <b>Second Round</b> Steubenville 61, Philadelphia 51 <b>Regional Third Place</b> Cheyney 70, Philadelphia 63	<b>1993</b> <b>First Round</b> Philadelphia 70, Gannon 56 <b>Regional Championship</b> Philadelphia 70, Millersville 62 <b>Quarterfinal</b> Wayne St. (Mich.) 78, Philadelphia 76
<b>1964</b> <b>First Round</b> Elizabethtown 74, Philadelphia 73 <b>Regional Third Place</b> Philadelphia 94, Catholic 64	<b>1975</b> <b>First Round</b> C.W. Post 72, Philadelphia 68 <b>Regional Third Place</b> Philadelphia 80, Hartwick 75	<b>1994</b> <b>First Round</b> Philadelphia 56, C.W. Post 54 <b>Regional Championship</b> Southern N.H. 79, Philadelphia 78 (2OT)
<b>1965</b> <b>First Round</b> Philadelphia 50, Albright 59 <b>Regional Championship</b> Philadelphia 61, Long Island 58 <b>Quarterfinal</b> Evansville 92, Philadelphia 76	<b>1976</b> <b>First Round</b> Philadelphia 89, Buffalo St. 69 <b>Regional Championship</b> Cheyney 60, Philadelphia 59	<b>1995</b> <b>First Round</b> Philadelphia 72, Adelphi 60 <b>Regional Semifinal</b> Philadelphia 84, St. Anselm 82 <b>Regional Championship</b> Southern N.H. 84, Philadelphia 62
<b>1966</b> <b>First Round</b> Philadelphia 83, Le Moyne 61 <b>Second Round</b> Central Connecticut 97, Philadelphia 65	<b>1977</b> <b>First Round</b> Cheyney 62, Philadelphia 58 <b>Regional Third Place</b> Gannon 85, Philadelphia 67	<b>2001</b> <b>First Round</b> Philadelphia 90, St. Anselm 77 <b>Regional Semifinal</b> Adelphi 87, Philadelphia 66
<b>1967</b> <b>Second Round</b> Philadelphia 90, Wagner 85 (OT) <b>Regional Championship</b> Cheyney 80, Philadelphia 64	<b>1978</b> <b>First Round</b> Philadelphia 73, Hartwick 62 <b>Regional Championship</b> Cheyney 73, Philadelphia 60	<b>2004</b> <b>First Round</b> SUNYIT 81, Philadelphia 75
<b>1968</b> <b>Second Round</b> Wagner 98, Philadelphia 84 <b>Regional Third Place</b> Philadelphia 105, Mulhenberg 94	<b>1979</b> <b>First Round</b> Hartwick 49, Philadelphia 48 <b>Regional Third Place</b> Albany St. (Ga.) 72, Philadelphia 61	<b>2007</b> <b>First Round</b> Bridgeport 67, Philadelphia 65
<b>1969</b> <b>First Round</b> Ashland 43, Philadelphia 40 <b>Regional Third Place</b> Philadelphia 76, Wittenberg 74	<b>1983</b> <b>First Round</b> Philadelphia 72, C.W. Post 68 <b>Regional Championship</b> Bloomsburg 73, Philadelphia 66	<b>2008</b> <b>First Round</b> St. Rose 85, Philadelphia 75 (4OT)
<b>1970</b> <b>First Round</b> Philadelphia 79, Youngstown St. 52 <b>Regional Championship</b> Philadelphia 45, Ashland 28 <b>Quarterfinal</b> Philadelphia 101, American International 53 <b>Semifinal</b> Philadelphia 79, UC Riverside 63 <b>National Championship</b> Philadelphia 76, Tennessee State 65	<b>1985</b> <b>First Round</b> Philadelphia 95, California (Pa.) 76 <b>Regional Championship</b> C.W. Post 71, Philadelphia 68	<b>2009</b> <b>First Round</b> C.W. Post 73, Philadelphia 51
<b>1971</b> <b>First Round</b> Philadelphia 83, Wooster 81 (OT) <b>Regional Championship</b> Cheyney 60, Philadelphia 58	<b>1989</b> <b>First Round</b> Bloomsburg 74, Philadelphia 73 (OT) <b>Regional Third Place</b> Lock Haven 82, Philadelphia 78	<b>2010</b> <b>First Round</b> Philadelphia 89, St. Anselm 85 <b>Second Round</b> Philadelphia 71, Stonehill 69 <b>Region Final</b> Bentley 81, Philadelphia 69
	<b>1991</b> <b>First Round</b> Philadelphia 62, Shippensburg 50 <b>Regional Championship</b> Philadelphia 64, C.W. Post 63 <b>Quarterfinal</b> Bridgeport 69, Philadelphia 62	<b>2012</b> <b>First Round</b> Franklin Pierce 59, Philadelphia 58
		<b>2014</b> <b>First Round</b> Franklin Pierce 66, Philadelphia 65
		<b>2015</b> <b>First Round</b> American International 58, Philadelphia 53

# CAREER RECORDS



## Career 1,000 Point Scorers

1. Tayron Thomas	2,414	2002-06
2. Randy Stover	2,369	1988-92
3. Herb Magee	2,235	1959-63
4. David Fields	1,956	1991-95
5. Brent Welton	1,931	2001-05
6. Charles Barnes	1,842	1954-58
7. Russell Frederick	1,789	2006-10
8. Emery Sammons	1,774	1973-77
9. Malcolm Ingram	1,768	2006-10
10. Darren Keith	1,764	1982-86
11. Ryan Presson	1,725	1997-01
12. Nick Schlitzer	1,707	2011-15
13. Cleveland Smith	1,673	1963-67
14. Bob Simons	1,662	1957-61
15. Eugene Haith	1,661	1991-95
16. Ed Weaver	1,636	1980-84
17. Andy Jones	1,634	1981-85
18. Tony Coleman	1,627	1984-88
19. Junius Johnson	1,591	1960-64
20. Jim Connolly	1,547	2009-13
21. Bill Banks	1,538	1970-73
22. Ed Malloy	1,510	1991-93
23. Peter Alexis	1,497	2012-Present
24. Mike Louden	1,495	1985-89
25. Brian Tomko	1,481	2001-05
26. Carlton Poole	1,423	1966-70
27. Mike Doyle	1,372	1984-88
28. Bruce Shively	1,372	1968-72
29. Mike Dunn	1,365	2005-09
30. Steve Alston	1,353	1992-96
31. Pete Barton	1,352	1984-88
32. John Pollitt	1,310	1980-84
33. Charles McLaughlin	1,288	1961-65
34. Chris Manning	1,243	1978-82
35. Rick Watson	1,225	1975-79
36. Rick Shinholster	1,218	1986-90
37. Damon Rountree	1,189	1988-92
38. Tony Jefferson	1,183	1997-01
39. Derek Johnson	1,160	2013-15
40. Harry Chapman	1,145	1964-68
41. Tai Crutchfield	1,144	1999-01
42. Nai-te Watson	1,131	1989-93
43. Jim Edwards	1,120	1973-77
44. Jim McGlivery	1,101	1966-70
45. Jim Reeves	1,100	1999-02
46. Christian Burns	1,097	2005-07
47. Nick Christian	1,084	2010-14
48. Bill Miller	1,070	1957-61
49. Graham Edwards	1,070	2001-05
50. John Shannon	1,061	1963-67
51. Andre Gibbs	1,060	2012-15
52. Al Angelos	1,055	1976-80
53. Lloyd Ranson	1,012	1973-78
54. Randy Owens	1,007	1977-79

## Career Rebounds

1. Cleveland Smith	1,605	1963-67
2. Junius Johnson	1,357	1960-64
3. Mark Williams	1,120	1969-73
4. Randy Stover	1,067	1988-92
5. Carlton Poole	1,061	1966-70
6. Tony Coleman	1,058	1984-88
7. Jim Edwards	1,021	1973-77
8. John Lampe	1,015	1965-69

## Assists

1. Pat Chambers	709	1990-94
2. Mike Louden	669	1985-89
3. Ryan Presson	592	1997-01
4. Russell Frederick	584	2006-10
5. Rich Shinholster	489	1986-90
6. Jule Thomas	469	1982-86
7. Brett Storm	429	2001-04
8. Andy Jones	387	1981-85
9. Randy Stover	348	1988-98
10. David Fields	329	1991-95
11. Tayron Thomas	320	2002-06
12. Brendan Fagan	306	1994-98
13. Tom Catagnus	303	1976-80
14. Al Angelos	282	1976-80
15. Ira Gibbs	281	1995-97

## Steals

1. Mike Louden	284	1985-89
2. Rich Shinholster	270	1986-90
3. David Fields	250	1991-95
4. Andy Jones	226	1981-85
5. Lloyd Ranson	225	1974-78
6. Steve Alston	195	1992-96
7. Pat Chambers	179	1990-94
8. Tom Catagnus	173	1976-80
9. Ryan Presson	168	1997-01
10. Tayron Thomas	166	2002-06

## Career Blocks

1. Eugene Haith	281	1991-95
2. Zach Bush	214	1995-99
3. Tony Jefferson	209	1997-01
4. Mike Yocum	203	2007-10
5. Temi Adebayo	201	2010-12
6. Damon Rountree	197	1988-92
7. Peter Alexis	190	2012-Present
8. John Pollitt	184	1980-84
9. Ray Tarnowski	140	1973-77
10. Christian Burns	122	2005-07



# ALL-TIME ROSTER

<b>A</b>		<b>Dean, Cory</b>	<b>2015-Present</b>	Hall, Tony	1989
Abbattista, Lou	1978-80	DeCicco, Jordan	2014-15	Hamm, Len	1968-70
<b>Alexis, Peter</b>	<b>2012-Present</b>	DeLaney, Mike	2009	Hanford, Ed	1974-79
Alpin, Jerry	1956	Denis, Riquet	2001-02	Hardy, Scott	1983-85
Alston, Steve	1992-96	Dennis, Rick	1979-80	Harris, Bud	1966-67
Angelos, Al	1976-80	DiCampi, Rick	1965-67	Harris, Tyree	2011-14
Arnold, Chris	1999-01	DiRuggeris, Eddie	2009-11	Hessell, Chris	1997-98
Adebayo, Temi	2011-12	Dougherty, Kevin	1972-75	Hickenbottom, Jason	2006-08
<b>B</b>		Doyle, Mike	1984-88	Hirschbaum, Howard	1964-65
Bach, Chris	1996	Draper, Paul	2008-09	Hoban, Ed	1972-75
Balcer, Jesse	1992-96	Duda, Steve	1964-65	<b>Huggins, TJ</b>	<b>2012-Present</b>
Ballard, Tom	1986-90	Dugan, Joe	1981-85	Hughes, Brandon	2011-13, 2014-15
Banks, Bill	1970-73	Dunn, Mike	2005-09	<b>I</b>	
Barnes, Chick	1955-58	<b>E</b>		Iancale, A.	1962-64
Barton, Pete	1984-88	Edwards, Bob	1978-80	Ingram, Malcolm	2006-10
Bloch, R.	1962	Edwards, Graham	2001-05	Iorio, Mike	1986-90
Boylan, Dennis	1972	Edwards, Jim	1973-77	<b>J</b>	
Braithwaite, David	1996-98	<b>F</b>		Jefferson, Anthony	1997-01
Brettle, Ray	1985-86	Fagan, Brendan	1994-98	Johnson, Derek	2012-15
Broadhurst, Fred	1953	Feldstein, H.	1963	Johnson, Jay Cee	1998-02
Brown, Elliott	1970-72	Ferro, Lou	1968-72	Johnson, Junius	1961-64
Bryant, Clayton	2004-06	Fields, David	1991-94	Jones, Andy	1981-85
Bunn, Bob	1957	Fisicaro, Robert	1997-99	<b>K</b>	
Burns, Christian	2005-07	Flanagan, Kyle	2004-08	Kalman, Dave	1953-55
Bush, Zach	1995-99	<b>Folkes, Winston</b>	<b>2013-Present</b>	Kaplan, Morey	1954-55
<b>C</b>		Ford, Michael	1995-96	Keane, Bill	1986-89
Caldwell, Dennis	1994-95	Forman, Damu	1986-90	Keith, Darren	1982-86
Carter, David	2001-03	Forth, John	1979-81	Kelly, Jim	1978-81
Catagnus, Tom	1976-80	Fortunato, Matt	1998-01	Kelly, Ted	1963-65
Cervino, Steve	1996-98	Foster, Wally	1953-54	Kiley, Dick	1960-62
Chambers, Patrick	1990-94	Fowler, Kevin	2001-03	<b>Kilpatrick, Brendan</b>	<b>2015-Present</b>
Chapman, Harry	1965-67	Francisco, Corey	2008-12	Kochersperger, Todd	1993-94
Chestnut, Quinzel	1980-81	Frederick, Russell	2006-10	Kodz, Kevin	1993-94
Chiliberti, Frank	1991-94	Fricko, Marty	1970-73	Koller, Werner	1970-72
Christian, Nick	2011-14	Fritz, D.J.	2004-06	Kuntz, Chris	2011
Chroscinski, Ed	1959-60, 1961-62	Fry, Mike	1968-70	<b>L</b>	
Clark, Bobby	1989-90	<b>G</b>		Lacey, Bill	1961
Clark, Jerry	2001-04	Gibbs, Andre	2012-15	Lampe, John	1965-67
Coleman, Tony	1984-88	Gibbs, Ira	1995-97	Landgraff, Lance	1957-60
Connolly, Jim	2009-13	Gillies, Clarke	1980-81	Landolt, Larry	1977-78
Connolly, Nate	1995-98	Good, Jim	2002-04	Landry, Dick	1953-54
Conway, Steve	1970-72	Gorlaski, Dave	1977-81	Lee, Brian	1990-91
Corbett, Joe	1968-70	Gottlieb, Barry	1953	Lemon, Marcus	2007-10
Crunkleton, Paul	1959-63	Goudy, Darnell	2003-04	Lewis, Seth	2006-07
Crutchfield, Tai	1999-01	Graham, Billy	1958	Lohse, R.	1963-64
Culmer, Jerry	1975-77	Griffin, Stephen	2011-13	<b>Long, Eric</b>	<b>2014-Present</b>
Curtis, Steve	1980-82	Grimes, Greg	1980-84	Louden, Mike	1985-89
<b>D</b>		Gundry, J.J.	2008-11	<b>Louden, Mike</b>	<b>2013-Present</b>
Daley, Tom	1965-69	Gunn, Francis 2	005-06	Lubas, Tom	1973-74
Dannin, Jordon	1953	Gussen, Tom	1981-85	Lukinuk, Doug	1986-90
Darlington, Pete	2005-07	<b>H</b>		Lynam, Mike	1966-70
Davis, Fred	1961-64	Haith, Eugene	1991-94		

# ALL-TIME ROSTER



M							
Macalis, Jeff	1991-92	Poole, Carl	1966-70	Sykes, Frank			1994-98
Mack, Terrence	1996-98	Portland, John	1972-73			<b>T</b>	
Magee, Herb	1959-63	Pototsky, Duke	1957	Talley, Bruce			1953-55
Maiocco, Steve	1970-72	Powers, Matt	2011-15	Tarnowski, Ray			1974-77
Malaska, Ville	1998-01	Presson, Ryan	1997-01	Thomas, Eean			2009-11
Malloy, Ed	1991-93			Thomas, Jule			1982-86
Malmgren, Bob	1957-60	<b>R</b>		Thomas, Tayron			2002-06
Mandel, Kevin	1995-96	Radick, Lee	1981-82	Thompson, Bob			1953
Manning, Chris	1978-82	Rafferty, Brian	1979-83	Tobin, Tom			1993-97
Martin, Maurice	2004-08	<b>Randolph, Kaison</b>	<b>2014-Present</b>	Tomko, Brian			2001-05
Marvin, Glenn	1985-89	Ranson, Lloyd	1974-78	Towns, Kevin			1992-93
Mascolo, Michael	1989-93	Reardon, Tom	1965	Truskey, Bill			1974-76
Maurer, Craig	1997-99	Reeves, Jim	1999-02			<b>U</b>	
McCarthy, Dennis	1977-78	Risse, Rich	1983-86	Udinski, John			1978-79
McCarthy, Mark	1989-93	Roberts, Mike	1995-96	Urso, Tom			1961
McCormick, Jack	1972-74	Robertson, Tyler	2011-14			<b>W</b>	
McDonald, Bill	1991-92	Roseman, G.	1954-56	Watson, Nai-te			1989-93
McFadden, Hugh	1976-78	Rountree, Damon	1988-92	Watson, Rick			1974-77, 1978
McFadden, Ishmawiyl	2008-11	Rush, Aaron	2003-05	Weaver, Ed			1979-84
McGilvery, Jim	1966-70	Rush, Steve	1974-78	Webb, Leo			1957-60
McGinn, Jerry	1956			Welton, Brent			2001-05
McLaughlin, Charles	1962-65	<b>S</b>		Whitworth, Tom			1998-00
McMahon, Jim	2003-04	Sabol, Mike	1972-75	Williams, Allen			2001-02
McShane, Chris	1992-94	Sadusky, Jim	1998-00	Williams, Mark			1970-73
Miller, Bill	1958-61	Salaman, Abe	1955-58	Williams, Philip			1988-89
Miller, Don	1990-92	Sammons, Emery	1973-77	Winters, Levi			2004-07
Mimmo, Pete	1973-77	Sasona, Ola	2007-11	Woodson, J.			1964-65
Minitsky, John	1961-62	Schaefer, Clem	1954	Wright, Jack			1953
Mitchell, Carroll	2005-08	Schafer, Mike	1985-86			<b>Y</b>	
Modeste, Marcel	2005-08	Schaeffer, Richie	1958-61	Yocum, Mike			2007-10
Molineux, Don	1963	Schlenger, Stephen	1955	Yellin, Saul			1956
Monroe, Randy	1981-84	Schlitzer, Nick	2011-15			<b>Z</b>	
Morganstern, Leslie	1956	Seel, Bob	1958-61	Zanette, Floyd			1953
<b>Morrison, Hasan</b>	<b>2015-Present</b>	Sentz, Sam	2006-07	Zavaglia, Ed			1953-54
Mostak, Ed	1980-83	Seriani, Phil	1965				
Moyer, Matt	1986-90	Settles, Tyrone	1978-79				
Murphy, Fran	1965-69	Shannon, John	1966-67				
Murphy, Pat	1970-73	Shinholster, Rich	1986-90				
		Shively, Bryce	1968-72				
<b>O</b>		Simanaitis, Dan	1957-60				
O'Donnell, Richard	1955-58	Simmons, Michael	1996-97				
O'Mara, Joe	1962	Simons, Bob	1958-61				
O'Neil, Bob	1953-54	Slick, J.	1962-63				
O'Rourke, Mike	1968-71	Slick, Jim	1987-89				
Orlow, Gordon	1954-56	Slobotkin, A.	1964				
Owens, Randy	1977-79	Smith, Cleveland	1966-67				
		Smith, Jeremy	1993-94				
<b>P</b>		Smith, Malcolm	2014-15				
Parrish, Brent	2000-04	Smith, Ray	1957, 1959-61				
Patrick, John	1953	Stogo, Don	1955-58				
Perks, Chris	1994-96	Storm, Brett	2001-04				
Pierantozzi, John	1966-70	Stover, Randy	1988-92				
Pinti, Rick	1965-67	Sucher, G.	1962				
Pollitt, John	1980-84	Swift, Ed	1970-73				
		Sykes, Fran	1972-73				



HVAC DESIGN, CONSTRUCTION & SERVICE EXPERTS

### Heating, Ventilating & Air Conditioning Commercial & Industrial Design, Installation & Service

*Keeping our priorities in focus ....*

*Striving to provide each and every one of our customers with **exceptional, professional** service every step of the way.*

*Always working towards our goal of **lowering your energy** costs while **increasing your comfort** through our HVAC installation and maintenance programs.*

Proudly serving the Pennsylvania, New Jersey, and Delaware  
Tri-State Area since 1954!

Our years of service has proven that we uphold the  
highest standards in quality, stability, knowledge, safety and service!

Contact the area's Climate Expert today  
(215) 242-8100

Or visit us on the web at [www.eboreilly.com](http://www.eboreilly.com)



**B&B GOVERNMENT RELATIONS**  
Bigley and Blikle  
**BIPARTISAN BY DESIGN. SMALL BY CHOICE.**



Congratulations Rams From: Jonathan Bigley  
Tom Blikle

Bigley and Blikle, LLC • 4075 Linglestown Road, PMB 356 • Harrisburg, PA 17112

**Arrow**  
ELECTRIC SERVICES

3081 Rt 73 South • Maple Shade, NJ 08052  
O: 856-438-6791 • F: 856-438-6864  
"On Target with your Electrical Needs"

**STEPHEN McLAUGHLIN**  
ROOFING CONSULTANT

Stephen McLaughlin  
PRESIDENT

c: 856.287.2424  
f: 856.547.0643  
e: [steve@stevemclaughlin.biz](mailto:steve@stevemclaughlin.biz)  
w: [stevemclaughlin.biz](http://stevemclaughlin.biz)

134 West Gloucester Pike  
Barrington, NJ 08007

 @SMcLaughlinRoof  
 /SteveMcLaughlinRoofingConsultant  
 /smclaughlinroof

**VPES**

MECHANICAL ELECTRICAL  
VINOKUR • PACE  
ENGINEERING SERVICES, Inc.

Vinokur-Pace  
Engineering  
Services, Inc.

2775 Philmont Avenue  
Huntingdon Valley, PA 19006  
t:215-885-5900  
[www.vpes.com](http://www.vpes.com)

**Pro Green Painting, LLC**

Michael O'Donnell, President  
Po Box 18  
Norristown, Pa. 19404  
(484) 684-7230 Phone  
(484) 684-7232 Fax  
[mikeo@progreenpaintingllc.com](mailto:mikeo@progreenpaintingllc.com)

[www.progreenpaintingllc.com](http://www.progreenpaintingllc.com)

**GOOD LUCK PHILADELPHIA FROM YOUR FRIENDS IN BUSINESS**

*Proudly serving the transportation needs of  
Philadelphia University*



Serving SE PA Since 1929



Division of Werner Bus Lines, Inc.

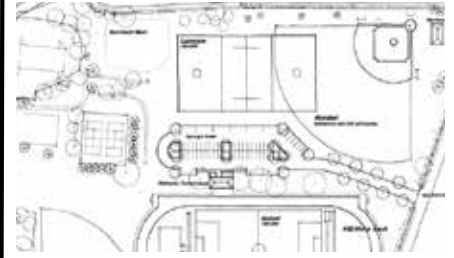
Consider motorcoach transportation for your group's next outing.

**610-933-7100 option 2**

**SHEARON SPORTS**

*Since 1974*

- Facility Master Planning
- 
- Redesign/Renovation
- 
- Field Construction
- 
- Certified Irrigation Installers
- 
- Drainage
- 
- Custom Agronomic Services



**Design + Build + Maintain**  
[www.shearondesign.com](http://www.shearondesign.com)



Plymouth Meeting 610.828.5488  
West Chester 610.269.9110  
Princeton 609.466.0666  
Voorhees 856.424.1727

**RNL  
DESIGN**

**THOMPSON**

**SIZEMORE**

**& GONZALEZ**

**PROFESSIONAL ASSOCIATION**

**Honeywell**



[www.denneyelectricsupply.com](http://www.denneyelectricsupply.com)

MON.-FRI. 8:00 TO 5:00  
SAT 9:00 TO 3:00  
(JULY & AUG. 9:00 TO 1:00)

61 Butler Ave. P.O. Box 519  
Ambler, PA 19002

215-628-8880 • Fax 215-641-1869

BUILDING MAINTENANCE SERVICES  
SINCE 1906



7025 WEST CHESTER PIKE, UPPER DARBY, PA 19082  
(610) 734-1200

STEPHEN J. FARALLI  
PRESIDENT

FAX (610) 734-2320


**ELECTRICAL CONSTRUCTION**

**24 HR. EMERGENCY SERVICE**

PHILADELPHIA, PA  
HUNTINGDON VALLEY, PA  
SHILLINGTON, PA • JACKSON, NJ

**215 672 4200**

[www.carrduff.com](http://www.carrduff.com)



50 YEARS OF EXCELLENCE

**Benjamin Moore**  
The Leader in Paint & Color



**COLOMY PAINT AND DECORATING, LLC**

210 W. Girard Ave., Philadelphia, PA 19123  
Kirk C. Colomy Sales Manager Cell: 267 340-6601 • Office: 215-625-8300 • Fax: 215 625-9159  
e-mail: [kirkcolomy@colomypaint.com](mailto:kirkcolomy@colomypaint.com)

**LAMAR**

**OUTDOOR ADVERTISING**