



2019-20 JACKSONVILLE BASKETBALL

# QUICK FACTS

**GENERAL**

Location.....Jacksonville University, Jacksonville, Fla. 32211  
 Founded.....1934  
 Enrollment.....4,060  
 Nickname.....Dolphins  
 Colors.....Green & White (primary), Gray, Gold  
 President.....Tim Cost, '81  
 Senior VP / Athletic Director.....Alex Ricker-Gilbert  
 Conference.....ASUN Conference  
 Affiliation.....NCAA Division 1  
 Home Arena/Capacity.....Historic Swisher Gymnasium/1,452  
 University Website.....www.JU.edu  
 Athletic Department Phone.....(904) 256-7400

**HISTORY**

First Year of Basketball.....1948-49  
 First Year of Division 1 Basketball.....1967-68  
 Overall All-Time Record.....1002-930  
 Overall ASUN Conference Record.....181-187  
 NCAA Tournament Appearances (Last).....5 (1986)  
 NIT Appearances (Last).....6 (2009)  
 Last Post-Season Opponent.....2017, St. Francis (CIT)  
 Result.....L, 76-78

**COACHING STAFF**

Head Coach.....Tony Jasick (Mars Hill '00)  
 Record at School.....70-92 (5)  
 Career Head Coaching Record (JU & IPFW).....122-139 (8)  
 Assistant Coach.....Dan Bere' (Indiana, '05)  
 Assistant Coach.....Chad Eshbaugh (Washburn, '96)  
 Assistant Coach.....Vince Martin (Jacksonville, '14)  
 Director of Operations.....Jared Rhodes (IPFW, '13)  
 Graduate Manager.....Kyle Pugh  
 Graduate Manager.....Patrick Althoff

**TEAM INFORMATION**

2018-19 Overall Record.....12-20  
 Home/Away/Neutral.....5-8/6-11/1-1  
 Conference Record/Finish.....5-11/7th  
 Final Ranking (poll).....not ranked  
 Starters Returning/Lost.....3/2  
 Letterwinners Returning/Lost.....9/6  
 Newcomers (not including players redshirted in 2015-16).....6  
 Redshirts Returning.....1

**MEDIA RELATIONS**

Athletics Communications Contact.....Matt Moretti III  
 Twitter.....@Moretts13  
 Office Phone.....(904)-256-7351  
 Cell Phone.....(585) 610-7226  
 E-Mail Address.....mmorett@ju.edu  
 Jacksonville Athletics Website.....JUDolphins.com  
 Twitter.....@JAX\_MBB  
 Instagram.....@JAX\_MBB  
 Facebook...../JAXMBB  
 YouTube...../JUDolphins1  
 Conference Website.....www.asunsports.org  
 Mailing Address.....Athletics Communications  
 .....Botts Hall  
 .....2800 University Blvd. N.  
 .....Jacksonville, Fla., 32211

**ACCEPTABLE REFERENCES**

First Reference.....Jacksonville University  
 Other References.....Jacksonville, JAX, JU, Dolphins  
 Unacceptable References.....Jacksonville State, Jackson State, J'Ville  
 Tri-Code.....JAX  
 Conference First Reference.....ASUN Conference  
 Other Conference References.....ASUN  
 Unacceptable References.....Atlantic Sun, A-Sun (written)

**2019-20 SCHEDULE**

**NOVEMBER**

			<i>All Times ET</i>
5	at Xavier	FS2	7 PM
8	Johnson University	ESPN+	6 PM
11	vs. Bowling Green (game in Miami)		7 PM
15	at UMass-Lowell^	ESPN+	7 PM
16	vs. Dartmouth^	AmericaEast.tv	1:30 PM
17	vs. Merrimack^	AmericaEast.tv	1 PM
21	Western Carolina	ESPN+	7 PM
25	at Campbell		8 PM
30	at North Carolina A&T		2 PM

**DECEMBER**

4	at Marquette		9 PM
7	Bethune-Cookman	ESPN+	6 PM
14	Middle Georgia State	ESPN+	2 PM
18	at Presbyterian		7 PM
20	at Clemson		9 PM
30	South Carolina State	ESPN+	7 PM

**JANUARY**

2	at North Alabama*	ESPN+	7 PM
9	NJIT*	ESPN+	7 PM
11	at Liberty*	ESPN+	5 PM
16	• North Florida*	ESPN+	7 PM
18	Stetson*	ESPN+	6 PM
23	at Lipscomb*	ESPN+	7:30 PM
25	at Kennesaw State*	ESPN+	4:30 PM
30	FGCU*	ESPN+	7 PM

**FEBRUARY**

1	North Alabama*	ESPN+	6 PM
6	Liberty*	ESPN+	7 PM
8	at NJIT*	ESPN+	4 PM
13	at • North Florida*	ESPN+	7 PM
20	Lipscomb*	ESPN+	7 PM
22	Kennesaw State*	ESPN+	6 PM
27	at FGCU*	ESPN+	7 PM
29	at Stetson*	ESPN+	4 PM

**MARCH**

3	ASUN Quarterfinal	ESPN+	TBA
5	ASUN Semifinal	ESPN+	TBA
8	ASUN Championship		TBA

- ^ - River Hawk Invitational
- \* - ASUN Conference Game
- - River City Rumble

**All HOME & ASUN Games On ESPN3 or ESPN+ Unless Otherwise Noted**

# ROSTER

**GUARD (9)**

Mo Arnold,  
Tyreese Davis,  
DeAnthony McCallum,  
Kevion Nolan,  
Thomas Owen,  
Corey Romich,  
Aamahne Santos,  
Trey Sides, Diante Wood

**GUARD/FORWARD (2)**

Destin Barnes,  
Derrick Flowers

**FORWARD (3)**

Donovan Forte,  
Kevin Norman,  
Bryce Workman

**CENTER (1)**

David Bell

**SENIORS (3)**

David Bell,  
DeAnthony McCallum  
Aamahne Santos

**JUNIORS (5)**

Destin Barnes,  
Derrick Flowers,  
Kevion Nolan,  
Kevin Norman,  
Corey Romich

**SOPHOMORES (3)**

Tyreese Davis,  
Thomas Owen,  
Bryce Workman

**FRESHMEN (4)**

Mo Arnold,  
Donovan Forte,  
Trey Sides,  
Diante Wood

**ALABAMA**.....Kevion Nolan  
..... Diante Wood

**FLORIDA**..... Bryce Workman

**GEORGIA**.....Thomas Owen

**ILLINOIS** ..... Destin Barnes

**KANSAS**..... Trey Sides

**LOUISIANA**..... Kevin Norman

**MASSACHUSETTS**

..... Corey Romich  
..... Aamahne Santos

**MISSISSIPPI**..... Mo Arnold

**MISSOURI** ..... Tyreese Davis

**OHIO** .....David Bell  
..... Donovan Forte  
..... DeAnthony McCallum

**TEXAS**.....Derrick Flowers

**2019-20 NUMERICAL ROSTER**

#.....	Name	Pos	Yr	Ht	Wt	Hometown (HS/PS)
0.....	Kevin Norman	F	Jr	6-4	200	Alexandria, La.(Peabody/Angelina College)
1.....	Tyreese Davis	G	So	6-6	210	Kansas City, Mo. (Grandview HS/Link Prep)
2.....	Corey Romich	G	Jr	6-4	205	Groton, Mass (Vermont Academy)
3.....	David Bell	C	R-Sr	6-10	225	Cleveland, Ohio (Garfield Heights/Ohio State)
5.....	DeAnthony McCallum	G	Sr	6-4	180	Cincinnati, Ohio (Anderson/Independence CC)
10.....	Aamahne Santos	G	R-Sr	5-10	165	Dorchester, Mass (Catholic Memorial/Cloud County CC)
11.....	Trey Sides	G	Fr	6-1	170	Phillipsburg, Kan. (Phillipsburg)
12.....	Kevion Nolan	G	Jr	6-2	170	Anniston, Ala. (Sacred Heart Catholic HS/Samford)
13.....	Bryce Workman	F	So	6-7	230	Tampa, Fla. (Sickles HS)
14.....	Mo Arnold	G	Fr	6-2	180	Picayune, Miss. (Picayune Memorial)
15.....	Donovan Forte	F	R-Fr	6-7	220	Cleveland, Ohio (Garfield Heights)
21.....	Derrick Flowers	G/F	Jr	6-4	200	Frisco, Texas (Prestonwood Christian Academy-Plano)
22.....	Diante Wood	G	R-Fr	6-4	210	Anniston, Fla. (Sacred Heart Catholic HS/Alabama)
23.....	Destin Barnes	G/F	Jr	6-7	215	Chicago, Ill. (Don Bosco Prep/Boston U./FSW)
34.....	Thomas Owen	G	So	6-4	185	Dunwoody, Ga. (St. Francis HS)

**2019-20 ALPHABETICAL ROSTER**

#.....	Name	Pos	Yr	Ht	Wt	Hometown (HS/PS)
14.....	Mo Arnold	G	Fr	6-2	180	Picayune, Miss. (Picayune Memorial)
23.....	Destin Barnes	G/F	Jr	6-7	215	Chicago, Ill. (Don Bosco Prep/Boston U./FSW)
3.....	David Bell	C	R-Sr	6-10	225	Cleveland, Ohio (Garfield Heights/Ohio State)
1.....	Tyreese Davis	G	So	6-6	210	Kansas City, Mo. (Grandview HS/Link Prep)
21.....	Derrick Flowers	G/F	Jr	6-4	200	Frisco, Texas (Prestonwood Christian Academy-Plano)
15.....	Donovan Forte	F	R-Fr	6-7	220	Cleveland, Ohio (Garfield Heights)
5.....	DeAnthony McCallum	G	Sr	6-4	180	Cincinnati, Ohio (Anderson/Independence CC)
12.....	Kevion Nolan	G	Jr	6-2	170	Anniston, Ala. (Sacred Heart Catholic HS/Samford)
0.....	Kevin Norman	F	Jr	6-4	200	Alexandria, La.(Peabody/Angelina College)
34.....	Thomas Owen	G	So	6-4	185	Dunwoody, Ga. (St. Francis HS)
2.....	Corey Romich	G	Jr	6-4	205	Groton, Mass (Vermont Academy)
10.....	Aamahne Santos	G	R-Sr	5-10	165	Dorchester, Mass (Catholic Memorial/Cloud County CC)
11.....	Trey Sides	G	Fr	6-1	170	Phillipsburg, Kan. (Phillipsburg)
22.....	Diante Wood	G	R-Fr	6-4	210	Anniston, Fla. (Sacred Heart Catholic HS/Alabama)
13.....	Bryce Workman	F	So	6-7	230	Tampa, Fla. (Sickles HS)

**COACHING STAFF**
**HEAD COACH**

Tony Jasick (Mars Hill, '00), 6th season

**ASSISTANT COACHES**

Dan Beré (Indiana, '05), 6th season  
Chad Eshbaugh (Washburn, '96), 3rd season  
Vince Martin (Jacksonville, '14), 1st season

**DIRECTOR OF BASKETBALL OPERATIONS**

Jared Rhodes (IPFW, '13), 5th season

**GRADUATE MANAGERS**

Kyle Pugh, 2nd season  
Patrick Althoff, 1st season

**PRONUNCIATION GUIDE**

Romich ..... Row-mick  
Aamahne ..... Uh-mah-knee  
Forte ..... For-tay  
Jasick ..... Jazz-sick  
Beré ..... Bah-Ray



## SEASON-LONG 50TH ANNIVERSARY CELEBRATION PLANNED FOR 1969-70 MEN'S BASKETBALL TEAM



The season that stands above all others in Jacksonville Athletics history, is that which belongs to the 1969-70 men's basketball team. With the 50th anniversary of that magical year set for this season, a multi-faceted celebration is planned throughout the year, culminating in a special event on Feb. 19, 2020.

This Jacksonville team is one of, if not the original "Cinderella" in NCAA Tournament history. The team is the winningest in program history, having secured a 27-2 record, including five wins against nationally ranked, Top 15 opponents, four of which came in succession on the road to the NCAA Final Four and National Championship game opposite UCLA. St. Bonaventure and New Mexico State joined UCLA and Jacksonville in College Park, Md. at Cole Field House that year. That Final Four remains to this day the only one to feature three programs that later became commonly referred to as "mid-majors."

On Feb. 19, 2020 the 1969-70 men's basketball team, coaches and support staff will welcome fans and benefactors to a special celebration of that season at Brick and Beam on N. Main Street in Jacksonville. Additional event details and ticket pricing will become available at a later date. The following night, the current men's basketball team will don throwback jerseys similar to those worn during that magical 1969-70 season for its matchup with defending ASUN regular season champion and 2019 NIT Finalist, Lipscomb. The dates for these events were chosen in conjunction with the anniversary of the team's historic upset of No. 8 Florida State on Feb. 18, 1970 in front of a capacity crowd at the Jacksonville Coliseum; a win that put Jacksonville and the Dolphins on the national radar.

The team became the first to be fully inducted into the Jacksonville Athletics Hall of Fame on Oct. 19, and its roster already boasts five Hall of Fame players, including Naismith Basketball Hall of Famer, Artis Gilmore. Head Coach Joe Williams and Assistant Coach Tom Wasdin are former inductees in the Jacksonville Athletics Hall of Fame as well.

Coached by Joe Williams (1964-70, 92-61) and led by Gilmore (23.2 ppg, 22.2 reb) and Rex Morgan (18.2 ppg, 6.4 reb), the team established multiple records that stand to this day including FG Made in a season (1,118), Most 100 Point Games in a season (20), Most Points in a season (2,811), Scoring Average (100.4), Rebounds in a season (1,561), Rebounds Per Game (55.8), and Assists (699). The team also achieved the best end-of-season ranking of any program in school history when it was ranked 4th in the final AP poll.

In conjunction with the year-long celebration of this historic team, the Athletic Department once again partnered with Joe Bosack & Co. to create special 50th anniversary logos for use throughout the year. There is a set of logos with the current colors but also a set paying homage to the colors worn by those 1969-70 Dolphins and so many others in the past. Also, JUDolphins.com has added the 1969-70 schedule and roster to the website and created a twitter account @JAX\_1970MBB which will chronicle that season in real time as if it were occurring today.

The Athletic Department and new on-campus bookstore vendor Barnes & Noble have partnered with apparel company 19nine to re-create the shorts worn by that team in the Final Four and National Championship game. 19nine also created a pair of t-shirts that pay homage to the jerseys and warm-up shirts worn by that team. Details on where fans will be able to pick up this exclusive merchandise are forthcoming.

There will be special recognition paid to the team throughout the season inside Historic Swisher Gymnasium with exclusive printed materials and giveaways. The 1970 Regional Champion and Runner-Up trophies will be on display in the lobby, as they always are, for photos, and season ticket holders receive a specially branded credential with the 50th anniversary logo on it.



# HOME OF THE DOLPHINS



**HISTORIC SWISHER GYMNASIUM**

Years ..... 1953-present  
 Games ..... 291  
 Record ..... 201-90  
 Winning Percentage ..... (.691)

Constructed in 1953, Historic Swisher Gymnasium is home to the Jacksonville University men's and women's basketball and volleyball programs. In those 66 seasons, the venue has been site of numerous memorable moments and home to legendary figures such as Naismith Basketball Hall of Famer Artis Gilmore, Roger Strickland, James Ray, Otis Smith and Dee Brown.

Since opening, Swisher has undergone multiple restorations and renovations and was even vacated by the men's basketball program for a time.

In 2016 the venue introduced two 18-foot videoboards, mounted on the walls at either end of the court as well as a 40-foot video scorer's table that sits at center court on the sideline. In 2018, with extensive damage having been done unto the building by Hurricane Irma, a brand-new roof and floor were installed. With that came a new paint job of the basketball court that included the Athletic Department's new branding. The locker rooms housed in the building were completely re-done with new layouts, bathrooms, furniture and graphics during this time as well.

The venue currently seats 1,452 people for sporting events with one side being fixed seating and the other side retractable, creating space for multi-purpose events. In addition to sporting events, several concerts have been held at Swisher Gymnasium including appearances by Billy Joel in 1975 and K.C. and the Sunshine Band in 1979. Vice President Lyndon Baines Johnson addressed students there in 1963.

Swisher Gymnasium briefly served as a practice facility for the men's team while they played at Jacksonville Veterans Memorial Arena from 2004-15, but became the official home of the Dolphins once again at the end of the 2014-15 season. The Dolphins strung together 13 wins in a row after returning to the Gym, and finished 12-3 in the 2015-16 season. In the 2016-17 season the Dolphins finished 7-7, hosting a postseason national tournament for the first time in its history.

During its heyday, Swisher hosted the Dolphins on a regular basis until 1969, when the crowds would be pouring out of the stands and the games were moved to the more spacious Coliseum.

In 1959, JU began playing at the Jacksonville Coliseum, eventually moving downtown permanently in 1969, starting a relationship that would last until the Coliseum was torn down in 2001.

The Coliseum was home to all five of JU's NCAA Tournament teams and was traditionally packed during each of those seasons, especially the 1969-70 season that saw the Dolphins reach the national title game.

During its tenure at the Coliseum, JU hosted programs such as Florida, Florida State, North Carolina, Wake Forest, Villanova, Pitt, Ohio State and Maryland.

The Coliseum also served as the site of the annual Gator Bowl Tournament -- which ran from the early 1960's until 1991 -- as well as the 1999 and 2000 ASUN Tournaments.

In 1999, the Dolphins moved back on campus and started a seven-year run that saw JU win 56 games, including a 12-4 home mark during the 2000-01 season.

With its completion in 2004, JU began playing games in the state-of-the-art Jacksonville Veterans Memorial Arena. In 2004 and 2005, the Dolphins played a single game against Florida and Florida State, respectively, before returning downtown full-time for the 2006-07 season.

In its first season as the official home court of the Dolphins, JU ran up an impressive 9-1 record at JVM, averaging more than 2,000 fans per game.

The Arena and Jacksonville University have served as hosts of the first and second rounds of the NCAA Tournament in 2006, 2010, 2015 and 2019.




**JACKSONVILLE COLISEUM**

Years ..... 1959-2000  
 Games ..... 457  
 Record ..... 278-179  
 Winning Percentage ..... (.608)



**JACKSONVILLE VETERANS MEMORIAL ARENA**

Years ..... 2004-2015  
 Games ..... 91  
 Record ..... 64-27  
 Winning Percentage ..... (.703)





## HEAD COACH TONY JASICK

Tony Jasick, the 2014 Mid-Major National Coach of the Year, enters his sixth season leading the Dolphins. Jasick's first season rebuilding the program saw a complete overhaul of the roster with only one of the eight top scorers returning from the previous season. In his second season he led Jacksonville to its most non-conference wins in 24 years, secured the first winning season for the program in five years, and had a 13-game home winning streak, the longest in 42 years. In Jasick's third season, the coaching veteran again improved upon his win total from the previous year, making him one of only two coaches in the nation (Michigan's John Beilein (at the time) the other) over the last six years to improve their win total over a three-year span twice.

### 2018-19

The 2018-19 Dolphins faced quite a bit of turnover on the roster from 2017-18 to 2018-19 and welcomed nine newcomers. The team posted a 12-20 record but gave the top teams in the ASUN everything they could handle, playing eventual NIT runner-up Lipscomb within 12 points combined across two games. Freshman guard Tyreese Davis averaged over 10 points per game and went on to be named to the ASUN All-Freshman team. JD Notae was selected as an All-Conference honoree while Jace Hogan earned All-Academic Team recognition.

### 2017-18

The 2017-18 edition of the Jacksonville Dolphins men's basketball program finished with an overall record of 15-18 but does little to tell the whole story about this season. The Dolphins went on to post an 8-6 mark in ASUN play to finish third in the standings and then advanced to the ASUN semifinals before falling to eventual champion Lipscomb on the road. Devin Harris was chosen as the ASUN Defensive Player of the Year and named to the All-Conference Second Team, freshman guard JD Notae was honored as the ASUN Freshman of the Year, Jalyn Hinton joined Notae on the All-Freshman Team and Cody Helgeland was selected to the ASUN All-Tournament Team and All-Academic Team.

### 2016-17

His 2016-17 Dolphin squad had a resurgent non-conference season, finishing 12-4 in games outside of ASUN Conference play. That tied JU with Baylor, Creighton, Florida State, Gonzaga, Louisville, Maryland, Minnesota, North Carolina and Villanova for the secondmost non-conference wins in the country. The Dolphins then capped a 17-15 regular season by hosting a national postseason tournament for the first time at Swisher Gym, the Hugh Durham Classic game of the CollegenInsider.com Tournament. After the season ended, Jasick had seven members of the team graduate, and five of those former Dolphins then signed professional contracts overseas. Only three other schools in the country had four or more players graduate and sign pro contracts.

### 2015-16

Kori Babineaux earned All-ASUN honors for the second time in his career in the 2015-16 season, and became the fifth Dolphin ever to score over 1,000 points in just two years. The Dolphins had several other memorable moments, including a 31-point outburst from Darien Fernandez in the ASUN Conference Tournament's first round, the most a Dolphin has ever scored in an ASUN playoff game. 2015-16 was also the first time JU has hosted an ASUN men's basketball conference tournament game.

### JASICK YEAR-BY-YEAR HC RECORD

IPFW	Record	SUM	Finish	Postseason
11-12	11-19	5-13	8th	-
12-13	16-17	7-9	5th	-
13-14	25-11	10-4	2nd	CIT

JAX	Record	ASUN	Finish	Postseason
14-15	10-22	4-10	7th	-
15-16	16-16	8-6	t-2nd	-
16-17	17-16	5-9	6th	CIT
17-18	15-18	8-6	3rd	-
18-19	12-20	5-11	7th	-

### Jacksonville Total: 70-92

ASUN Total: 30-42

IPFW Total: 52-47

Summit League Total: 22-26

Overall: 122-139

### PROFILE

Hometown: Whitehall, Michigan  
Alma Mater: Mars Hill, '00

### COACHING EXPERIENCE

Jacksonville - Head Coach, 2014-Present  
IPFW - Head Coach, 2011-14  
IPFW - Associate HC, Assistant, 2005-11  
Middle Tenn. St. - Graduate Asst., 2004-05  
Newberry - Assistant Coach, 2003-04  
UNC-Pembroke - Assistant Coach, 2002-03  
Lincoln Memorial - Assistant Coach, 2001-02  
North Alabama - Volunteer Asst., 2000-01

### 2014-15

The Dolphins finished Jasick's first campaign strongly, winning three of thier final five games. The 2014-15 Dolphins also garnered wins over three of the top four teams in the final ASUN Conference standings. As a result of their on-court success, two Dolphins earned postseason honors. Junior Kori Babineaux was voted the ASUN Newcomer of the Year in addition to earning All-Conference second team honors. Freshman Antwon Clayton was named to the conference All-Freshman Team. Jasick was hired as the 16th head coach in Jacksonville men's basketball history on April 9, 2014. Jasick comes to JU after spending three seasons as the head coach of Indiana-Purdue Fort Wayne (IPFW). In all, Jasick spent the past nine seasons as a member of the IPFW coaching staff.

### IPFW

Jasick was named the Hugh Durham National Coach of the Year by CollegenInsider.com as the top Division I Mid-Major coach in college basketball in 2014. A nine-year veteran of the IPFW program, Jasick oversaw the Mastodons as the school transitioned from a Division I independent into one of the Summit League's elite.


In late March 2014, he was named one of 15 finalists for the Skip Prosser Man of the Year Award, given annually to a head coach who achieves success on the court while displaying moral integrity off it. Other finalists for the year's award include such coaching luminaries as Mike Krzyzewski of Duke, Phil Martelli of Saint Joseph's and Jay Wright of Villanova.

### Prior to IPFW

Before joining the staff at IPFW in 2005-06, Jasick spent the 2004-05 season at Middle Tennessee State, coaching two All-Sun Belt Conference selections and helping the Blue Raiders to 19 wins. In 2003-04, he was an assistant at Newberry (S.C.) helping the team to the South Atlantic Conference title game for the first time in program history. Jasick began his coaching career as a volunteer assistant at North Alabama.

### Personal

A 2000 graduate of Mars Hill (N.C.) with a Bachelor of Science in Biology Education, Jasick went on to earn his Master's in Education from Lincoln Memorial (Tenn.) in 2002 before entering the coaching field. A native of Whitehall, Mich., Jasick attended Whitehall High School. Tony and his wife, Melissa, have two daughters, Rohen and Reece.





# YEAR-BY-YEAR RESULTS

ALL-TIME

Year	W-L	Pct.	Conference	Record	Finish	Head Coach	Postseason
1948-49	17-1	.944				John Geilen	
1949-50	20-3	.870				John Geilen	NJCAA Nationals
1950-51	9-12	.429				John Geilen	NJCAA Nationals
1951-52	6-11	.353				John Geilen	
1952-53	15-5	.750				John Geilen	NJCAA Nationals
1953-54	17-7	.708				Rollie Rourke	NJCAA Nationals
1954-55	15-8	.652				Rollie Rourke	NJCAA Nationals
1955-56	23-3	.885				Rollie Rourke	NJCAA Nationals
1956-57	19-6	.760				Rollie Rourke	NJCAA Nationals
1957-58	11-5	.688				Rollie Rourke	NJCAA Nationals
1958-59	11-8	.579				Rollie Rourke	
1959-60	11-10	.524				Rollie Rourke	
1960-61	12-11	.522				Dick Kendall	
1961-62	12-13	.480				Dick Kendall	NAIA District 25
1962-63	14-12	.538				Dick Kendall	NAIA District 25
1963-64	13-13	.500				Dick Kendall	NAIA District 25
1964-65	15-11	.577				Joe Williams	NAIA District 25
1965-66	12-11	.522				Joe Williams	
1966-67	8-17	.320				Joe Williams	
1967-68	13-13	.500				Joe Williams	
1968-69	17-7	.708				Joe Williams	
1969-70	27-2	.931				Joe Williams	NCAA Runner-up
1970-71	22-4	.846				Tom Wasdin	NCAA First Round
1971-72	20-8	.714				Tom Wasdin	NIT Semifinals
1972-73	21-6	.778				Tom Wasdin	NCAA First Round
1973-74	20-10	.667				Bob Gottlieb	NIT Semifinals
1974-75	15-11	.577				Bob Gottlieb	
1975-76	13-13	.500				Don Beasley	
1976-77	10-19	.345	Sun Belt	2-4	T4th	Don Beasley	
1977-78	14-14	.500	Sun Belt	6-4	3rd	Don Beasley	
1978-79	19-11	.633	Sun Belt	5-5	4th	Tates Locke	NCAA First Round
1979-80	20-9	.690	Sun Belt	10-4	T2nd	Tates Locke	NIT First Round
1980-81	8-19	.296	Sun Belt	4-8	5th	Tates Locke	
1981-82	14-13	.519	Sun Belt	5-5	3rd	Bob Wenzel	
1982-83	7-22	.241	Sun Belt	0-14	8th	Bob Wenzel	
1983-84	12-16	.429	Sun Belt	3-11	7th	Bob Wenzel	
1984-85	15-14	.517	Sun Belt	6-8	T4th	Bob Wenzel	
1985-86	21-10	.677	Sun Belt	9-5	T3rd	Bob Wenzel	NCAA First Round
1986-87	19-11	.633	Sun Belt	11-3	2nd	Bob Wenzel	NIT First Round
1987-88	8-21	.276	Sun Belt	2-12	8th	Rich Haddad	
1988-89	14-16	.467	Sun Belt	5-9	6th	Rich Haddad	
1989-90	13-16	.448	Sun Belt	5-9	T6th	Rich Haddad	
1990-91	6-22	.214	Sun Belt	2-12	8th	Rich Haddad	
1991-92	12-17	.414	Sun Belt	6-10	9th	Matt Kilcullen	
1992-93	5-22	.185	Sun Belt	3-15	T8th	Matt Kilcullen	
1993-94	17-11	.607	Sun Belt	11-7	4th	Matt Kilcullen	
1994-95	18-9	.667	Sun Belt	12-6	3rd	George Scholz	
1995-96	15-13	.536	Sun Belt	10-8	T3rd	George Scholz	
1996-97	5-23	.179	Sun Belt	4-14	9th	George Scholz/Buster Harvey	
1997-98	8-19	.296	Sun Belt	6-12	T8th	Hugh Durham	
1998-99	12-15	.444	ASUN	7-9	4th	Hugh Durham	
1999-00	8-19	.296	ASUN	5-13	9th	Hugh Durham	
2000-01	18-10	.643	ASUN	11-7	T3rd	Hugh Durham	
2001-02	18-12	.600	ASUN	12-8	T4th	Hugh Durham	
2002-03	13-16	.448	ASUN	8-8	T4th-S	Hugh Durham	
2003-04	13-15	.464	ASUN	8-12	7th	Hugh Durham	
2004-05	16-13	.552	ASUN	11-9	T4th	Hugh Durham	
2005-06	1-26	.037	ASUN	1-19	T10th	Cliff Warren	
2006-07	15-14	.517	ASUN	11-7	T3rd	Cliff Warren	
2007-08	18-13	.581	ASUN	12-4	2nd	Cliff Warren	
2008-09	18-14	.563	ASUN	15-5	1st	Cliff Warren	NIT First Round
2009-10	20-13	.606	ASUN	14-6	T1st	Cliff Warren	NIT Second Round
2010-11	20-12	.625	ASUN	13-7	3rd	Cliff Warren	CIT Second Round
2011-12	8-22	.267	ASUN	6-12	8th	Cliff Warren	
2012-13	14-18	.438	ASUN	9-9	T4th	Cliff Warren	
2013-14	12-18	.400	ASUN	8-10	7th	Cliff Warren	
2014-15	10-22	.313	ASUN	4-10	7th	Tony Jasick	
2015-16	16-16	.500	ASUN	8-6	3rd	Tony Jasick	
2016-17	17-16	.516	ASUN	5-9	6th	Tony Jasick	CIT First Round
2017-18	15-18	.455	ASUN	8-6	3rd	Tony Jasick	
2018-19	12-20	.375	ASUN	5-11	7th	Tony Jasick	
<b>TOTALS</b>	<b>1,002-930</b>	<b>.519</b>		<b>182-187</b>			<b>5 NCAA, 6 NIT, 2 CIT, 4 NAIA, 7 NJCAA</b>

# HEAD COACH RECORDS

ALL-TIME

No.	Coach	Seasons	Overall			Conference			Postseason
			W	L	Pct.	W	L	Pct.	
1	John Geilen	1948-53	67	32	.677				50,51,53
2	Rollie Rourke	1953-60	107	47	.695				54,55,56,57
3	Dick Kendall	1960-64	51	49	.510				62,63,64
4	Joe Williams	1964-70	92	61	.601				65,70
5	Tom Wasdin	1970-73	63	18	.778				71,72,73
6	Bob Gottlieb	1973-75	35	21	.625				74
7	Don Beasley	1975-78	37	46	.446	8	8	.500	
8	Tates Locke	1978-81	47	39	.547	19	17	.528	79,80
9	Bob Wenzel	1981-87	88	86	.506	34	46	.425	86,87
10	Rich Haddad	1987-91	41	75	.353	14	42	.250	
11	Matt Kilcullen	1991-94	34	50	.405	20	32	.385	
12	George Scholz	1994-96	33	28	.541	22	15	.595	
13	Buster Harven	1996-97	5	17	.227	4	13	.308	
14	Hugh Durham	1997-05	106	119	.471	68	78	.466	
15	Cliff Warren	2005-14	126	150	.457	89	79	.530	09,10,11
16	Tony Jasick	2014-pres	43	54	.443	17	25	.405	2017
<b>TOTALS</b>		<b>65</b>	<b>975</b>	<b>892</b>	<b>.522</b>	<b>381</b>	<b>355</b>	<b>.518</b>	<b>24 times</b>

# ASSISTANT COACHES

ALL-TIME


**COACH** ..... **YEARS AT JU**

Roland L. Rourke	1956-1957
Robert J. Daughton	1956-1965
Sam Leibowitz	1962-1966
William S. Clendinen	1965-1966
Ralph Sanders	1965-1966
Bill Curtis	1966-1969
Tom Wasdin	1966-1970
Bill Coulthart	1969-1970
Art Tolis	1970-1972
Jim Watson	1970-1973
Drayton Miller	1971-1973
Nelson Vinal	1971-1973
Don Beasley	1972-1973
Les Yellin	1973-1974
Dave Lawrence	1973-1975
Lowell Wood	1974-1975
Roger Dorio	1975-1976
Gerald Oliver	1976-1977
Andy Russo	1973-1978
Kent Glover (y)	1977-1978
Thom Shannon	1978-1979
John Baldwin	1977-1981
Tom Barrise	1978-1981
Mike Steele (y)	1978-1981
Rick Duckett	1983-1984
Greg Blatt	1981-1985
Rich Haddad	1981-1986
Kevin Moran	1984-1987
Jeff Mitchell	1987-1988
David Robinson	1987-1988
Tom Watson	1988-1989
Karl Tatham	1989-1990
Sam Hare	1987-1991
Mark McKown	1988-1991
Lemerrell Douglas	1990-1991
Marty Gross (x)	1981-1983, 1985-1992
Jeff House (y)	1991-1993
Glynn Cyprien (x)	1991-1994

**COACH** ..... **YEARS AT JU**

Bill Pope	1993-1994
Jimmie Clark	1978-1979, 1994-1995
Jim Dolan (x)	1991-1997
Buster Harvey	1994-1997
Philip Stitt	1994-1997
James Ray	1995-1997
Andy Manning	1997-1998
Charlton Young	1997-1999
Clayton Bates	1997-2000
Mark Pittman (z)	1998-2000
Calvin Sinkfield	1999-2000
Ivin Gunder	2000-2001
Marcus King	2001-2002
Doug Durham	1997-2003
Shawn Platts	2002-2004
Ronnie Dean	2003-2004
Bobby Kennen	2000-2005
Beau Archibald	2004-2005
William Faulkner	2005-2008
Trey Brown (z)	2008-2009
Darryl Bruce	2005-2011
Brian Gilbert (z)	2009-2011
Winston Neal	2005-2014
Trevor Quinn	2008-2014
Will Jones	2011-2014
Kirk Kanaski	2014
Denny Glunt (y)	2014-15
Scott Wagers	2014-17
Bradley Fey (y)	2017-2018
Azeez Ali	2014-2019
Dan Bere'	2014-Present
Jared Rhodes (z)	2015-Present
Chad Eshbaugh	2017-Present
Vince Martin	2019-Present

x - Associate Head Coach  
y - Graduate Assistant Coach  
z - Director of Operations





# CONFERENCE TOURNAMENT HISTORY

SUN BELT

## 1977 - CHARLOTTE, N.C.

*First Round - Campus Sites*  
#4 Jacksonville 64, #5 South Florida 49

*Semifinals*  
#1 UNC-Charlotte 74, #4 Jacksonville 69

*Third Place*  
#4 Jacksonville 102, #6 Georgia State 72

## 1978 - CHARLOTTE, N.C.

*First Round - Campus Sites*  
#3 Jacksonville 82, #6 Georgia State 77

*Semifinals*  
#2 New Orleans 79, #3 Jacksonville 64

## 1979 - CHARLOTTE, N.C.

*Sun Belt Tournament Champions*

*Quarterfinals*  
#4 Jacksonville 56, #5 New Orleans 47

*Semifinals*  
#4 Jacksonville 85, #1 South Alabama 77

*Championship*  
#4 Jacksonville 68, #2 South Florida 54

## 1980 - CHARLOTTE, N.C.

*Quarterfinals*  
#3 Jacksonville 70, #6 Georgia State 59

*Semifinals*  
#2 UAB 64, #3 Jacksonville 60

## 1981 - JACKSONVILLE, FLA.

*Quarterfinals*  
#4 South Florida 52, #5 Jacksonville 50 (OT)

## 1982 - BIRMINGHAM, ALA.

*Quarterfinals*  
#6 South Alabama 77, #3 Jacksonville 75 (OT)

## 1983 - BIRMINGHAM, ALA.

*Quarterfinals*  
#8 Jacksonville 63, #1 Old Dominion 59

*Semifinals*  
#4 South Florida 71, #8 Jacksonville 58

## 1984 - BIRMINGHAM, ALA.

*Quarterfinals*  
#2 Old Dominion 79, #7 Jacksonville 68

## 1985 - HAMPTON, VA.

*Quarterfinals*  
#5 Jacksonville 75, #4 South Florida 69 (OT)

*Semifinals*  
#1 VCU 75, #5 Jacksonville 57

## 1986 - BIRMINGHAM, ALA.

*Sun Belt Tournament Champions*

*Quarterfinals*  
#4 Jacksonville 56, #5 VCU 49

*Semifinals*  
#4 Jacksonville 67, #1 Old Dominion 61

*Championship*  
#4 Jacksonville 70, #3 UAB 69

## 1987 - BOWLING GREEN, KY.

*Quarterfinals*  
#2 Jacksonville 68, #7 South Florida 63

*Semifinals*  
#3 UAB 93, #2 Jacksonville 86

## 1988 - RICHMOND, VA.

*Quarterfinals*  
#1 UNC-Charlotte 73, #8 Jacksonville 72

## 1989 - CHARLOTTE, N.C.

*Quarterfinals*  
#6 Jacksonville 93, #3 VCU 85 (OT)

*Semifinals*  
#6 Jacksonville 77, #7 Western Ky. 72

*Championship*  
#1 South Alabama 105, #6 Jacksonville 59

## 1990 - BIRMINGHAM, ALA.

*Quarterfinals*  
#6 Jacksonville 94, #3 Old Dominion 88

*Semifinals*  
#2 South Florida 86, #6 Jacksonville 59

## 1991 - MOBILE, ALA.

*Quarterfinals*  
#1 South Alabama 84, #8 Jacksonville 68

## 1992 - BILOXI, MISS.

*First Round*  
#9 Jacksonville 105, #8 Lamar 78

*Quarterfinals*  
#1 Louisiana Tech 80, #9 Jacksonville 66

## 1993 - BILOXI, MISS.

*First Round*  
#9 Louisiana Tech 63, #8 Jacksonville 62

## 1994 - BOWLING GREEN, KY.

*Quarterfinals*  
#4 Jacksonville 68, #5 Arkansas State 55

*Semifinals*  
#1 Western Ky. 83, #4 Jacksonville 72

## 1995 - LITTLE ROCK, ARK.

*Quarterfinals*  
#6 Ark.-Little Rock 99, #3 Jacksonville 76

## 1996 - LITTLE ROCK, ARK.

*Quarterfinals*  
#3 Jacksonville 63, #6 Lamar 62

*Semifinals*  
#2 Ark.-Little Rock 99, #3 Jacksonville 60

## 1997 - LITTLE ROCK, ARK.

*First Round*  
#9 Jacksonville 101, #8 Arkansas State 80

*Quarterfinals*  
#1 New Orleans 76, #9 Jacksonville 63

## 1998 - LAFAYETTE, LA.

*First Round*  
#9 Western Ky. 75, #8 Jacksonville 70 (OT)

## SUN BELT TOURNAMENT (20-20)



# CONFERENCE TOURNAMENT HISTORY

ASUN

**1999 - JACKSONVILLE, FLA.**

*Quarterfinals*  
#3 Georgia State 78, #6 Jacksonville 58

**2000 - JACKSONVILLE, FLA.**

*First Round*  
#8 Mercer 55, #9 Jacksonville 48

**2001 - ATLANTA, GA.**

*Quarterfinals*  
#5 Samford 44, #4 Jacksonville 41

**2002 - ORLANDO, FLA.**

*Quarterfinals*  
#3 Florida Atlantic 59, #6 Jacksonville 50

**2003 - ATLANTA, GA.**

*Quarterfinals*  
#1 Mercer 73, #8 Jacksonville 57

**2004 - NASHVILLE, TENN.**

*Quarterfinals*  
#2 UCF 71, #7 Jacksonville 63

**2005 - NASHVILLE, TENN.**

*Quarterfinals*  
#4 Jacksonville 68, #5 Lipscomb 64

*Semifinals*

#1 Gardner-Webb 77, #4 Jacksonville 76

**2007 - JOHNSON CITY, TENN.**

*Quarterfinals*  
#6 Campbell 91, #3 Jacksonville 86 (OT)

**2008 - NASHVILLE, TENN.**

*Quarterfinals*  
#2 Jacksonville 65, #7 Mercer 57

*Semifinals*

#2 Jacksonville 89, #6 Gardner-Webb 80

*Championship*

#1 Belmont 79, #2 Jacksonville 61

**2009 - NASHVILLE, TENN.**

*Semifinals*  
#1 Jacksonville 88, #4 Lipscomb 72

*Championship*

#2 East Tennessee St. 85, #1 Jacksonville 68

**2010 - MACON, GA.**

*Quarterfinals*  
#2 Jacksonville 76, #7 North Florida 69

*Semifinals*

#6 Mercer 66, #2 Jacksonville 63

**2011 - MACON, GA.**

*Quarterfinals*  
#6 North Florida 68, #3 Jacksonville 64

**2012 - MACON, GA.**

*Quarterfinals*  
#1 Belmont 76, #8 Jacksonville 62

**2013 - MACON, GA.**

*Quarterfinals*  
#5 USC Upstate 76, #4 Jacksonville 62

**2014 - MACON, GA.**

*Quarterfinals*  
#2 Mercer 85, #7 Jacksonville 64

**2015 - FORT MYERS, FLA.**

*Quarterfinals*  
#2 FGCU 81, #7 Jacksonville 63

**2016 - JACKSONVILLE, FLA.**

*Quarterfinals*  
#6 Lipscomb 92, #3 Jacksonville 89 (OT)

**2017 - JACKSONVILLE, FLA.**

*Quarterfinals*  
#3 North Florida 77, #6 Jacksonville 74

**2018 - JACKSONVILLE, FLA.**

*Quarterfinals*  
#3 Jacksonville 87, #6 Kennesaw State 68

*Semifinals*

#2 Lipscomb 77, #3 Jacksonville 62

**2019 - LYNCHBURG, VA.**

*Quarterfinals*  
#2 Liberty 72, #7 Jacksonville 58


## ASUN TOURNAMENT RECORDS

**TEAM**

All-time record .....6-20 (.227)  
Overtime record.....0-2 (.000)  
Deepest tournament run.....Final, 2008 & 2009  
Points in a game.....89, twice (2008 & 2016)  
Points allowed in a game.....92, vs. Lipscomb, 3/01/16  
FG Made .....33, vs. Kennesaw State, 2/26/18  
FG Percentage ..... 56.9% (33-58), vs. Kennesaw State, 2/26/18  
3FG Made .....12, vs. Lipscomb, 3/01/16  
3FG Attempted.....30, vs. Lipscomb, 3/01/16  
FT Made ..... 33, vs. Gardner-Webb, 3/07/08  
FT Attempted ..... 41, vs. Gardner-Webb, 3/07/08  
Rebounds..... 45, vs. North Florida, 3/10/10  
Assists..... 16, vs. Campbell, 3/01/07  
Blocks ..... 8, vs. North Florida, 3/03/11  
Steals ..... 15, vs. Gardner-Webb, 3/04/05

**INDIVIDUAL**

Points in a game.....39, Jace Hogan vs. Kennesaw State, 2/26/18  
FG Made ..... 17, Jace Hogan vs. Kennesaw State, 2/26/18  
FG Percentage ..... 100%, Jalyn Hinton vs. Kennesaw State, 2/26/18  
3FG Made ..... 6, 2x, last Cody Helgeland at Lipscomb, 3/01/18  
3FG Attempted.....12, Marcel White vs. Lipscomb, 3/01/16  
FT Made..... 14, Ben Smith vs. UNF, 3/03/10  
FT Attempted ..... 18, Ben Smith vs. UNF, 3/03/10  
Rebounds..... 13, Lehmon Colbert vs. ETSU, 3/07/09  
Assists..... 9, Devin Harris vs. Kennesaw State, 2/26/18  
Blocks .....5, Ryan Lewis vs. Mercer, 3/06/03  
Steals .....5, Haminn Quaintance vs. Gardner-Webb, 3/04/05





# NCAA TOURNAMENT BOX SCORES

ALL-TIME

## 1970 NCAA Mideast First Round

Jacksonville 109, Western Ky. 96  
March 7, 1970 • Dayton, Ohio

Western Ky.	FG-A	FT-A	RB	PF	TP
Perry	6-15	0-0	7	3	12
Glover	3-12	1-2	6	4	7
McDaniels	13-22	3-4	7	5	29
Sundmacker	3-7	2-2	1	1	8
Rose	6-11	4-4	3	2	16
Banks	1-4	1-1	2	5	3
Johnson	3-5	2-2	6	3	8
Bright	1-4	0-0	6	5	2
Haskins	3-4	4-4	1	1	10
Davis	0-2	0-0	1	0	0
Eaton	0-3	1-2	0	0	1
team			6		
<b>TOTALS</b>	<b>39-89</b>	<b>18-21</b>	<b>40</b>	<b>29</b>	<b>96</b>

Jacksonville	FG-A	FT-A	RB	PF	TP
Mike Blevins	2-5	0-1	2	0	4
Pembroke Burrows	2-4	0-2	3	3	4
Artis Gilmore	11-20	8-13	19	2	30
Rex Morgan	7-12	10-13	6	1	24
Vaughn Wedeking	9-15	1-2	4	0	19
Chip Dublin	4-4	1-1	4	4	9
Greg Nelson	3-3	5-7	7	2	11
Rod McIntyre	1-3	4-4	3	3	6
Rusty Baldwin	1-1	0-0	0	1	2
Curtis Krueer	0-1	0-0	0	0	0
Ken Selke	0-2	0-0	3	0	0
team			5		
<b>TOTALS</b>	<b>40-70</b>	<b>29-43</b>	<b>50</b>	<b>16</b>	<b>109</b>

Turnovers: JU 22, WKU 15. Halftime: JU 53, WKU 47.

## 1970 NCAA Mideast Semifinals

Jacksonville 104, Iowa 103  
March 12, 1970 • Columbus, Ohio

Jacksonville	FG-A	FT-A	RB	PF	TP
Mike Blevins	0-1	0-0	1	3	0
Pembroke Burrows	11-12	1-2	9	3	23
Artis Gilmore	13-24	4-7	17	5	30
Vaughn Wedeking	2-8	1-3	4	1	5
Rex Morgan	9-14	5-9	4	4	23
Chip Dublin	2-8	0-0	2	5	4
Greg Nelson	6-7	6-6	9	1	18
Rod McIntyre	0-1	1-2	1	0	1
Rusty Baldwin	0-1	0-0	0	1	0
team			4		
<b>TOTALS</b>	<b>43-76</b>	<b>18-29</b>	<b>47</b>	<b>23</b>	<b>104</b>

Iowa	FG-A	FT-A	RB	PF	TP
Vidnovic	8-13	8-11	8	3	24
Johnson	9-19	1-3	8	3	19
Jensen	1-8	2-3	4	3	4
Brown	13-23	1-2	4	3	27
Calabria	7-12	7-8	8	4	21
McGilmer	4-8	0-2	3	4	8
Grabinski	0-0	0-2	2	0	0
team			9		
<b>TOTALS</b>	<b>42-83</b>	<b>19-31</b>	<b>37</b>	<b>20</b>	<b>103</b>

Halftime: JU 50, Iowa 49. Attendance: 13,937

## 1970 NCAA Mideast Finals

Jacksonville 106, Kentucky 100  
March 14, 1970 • Columbus, Ohio

Kentucky	FG-A	FT-A	RB	PF	TP
Parker	8-18	5-5	4	2	21
Pratt	4-13	6-9	13	5	14
Issel	13-25	2-2	10	5	28
Dinwiddie	1-2	0-1	0	0	2
Hollenbeck	4-8	2-2	7	3	10
Key	0-2	4-4	1	1	0
Mills	7-11	1-1	3	5	18
Steele	1-4	0-0	2	5	3
Soderberg	2-5	0-0	3	0	4
team			1		
<b>TOTALS</b>	<b>40-89</b>	<b>20-24</b>	<b>44</b>	<b>26</b>	<b>100</b>

Jacksonville	FG-A	FT-A	RB	PF	TP
Vaughn Wedeking	4-13	4-5	3	0	12
Mike Blevins	0-1	0-0	3	2	0
Pembroke Burrows	3-4	2-2	4	3	8
Artis Gilmore	10-29	4-7	20	4	24
Rex Morgan	10-10	8-9	3	4	28
Chip Dublin	6-8	7-8	2	4	19
Greg Nelson	5-7	3-5	6	1	13
Rod McIntyre	1-2	0-0	3	2	2
team			3		
<b>TOTALS</b>	<b>39-69</b>	<b>28-36</b>	<b>47</b>	<b>20</b>	<b>106</b>

Halftime: JU 52, Kentucky 45.  
Officials: Marich, Bussenius. Attendance: 13,865


## 1970 NCAA Semifinals - Final Four

Jacksonville 91, St. Bonaventure 83  
March 19, 1970 • College Park, Md.

Jacksonville	FG-A	FT-A	RB	PF	TP
Vaughn Wedeking	7-15	1-1	6	4	15
Rex Morgan	6-15	5-6	5	3	17
Pembroke Burrows	2-4	1-1	4	4	5
Rod McIntyre	0-3	0-0	3	1	0
Artis Gilmore	9-14	11-15	21	2	29
Chip Dublin	1-3	9-9	2	2	11
Greg Nelson	1-7	10-12	7	3	12
Mike Blevins	1-1	0-0	0	1	2
Rusty Baldwin	0-1	0-1	0	1	0
team			4		
<b>TOTALS</b>	<b>27-63</b>	<b>37-45</b>	<b>48</b>	<b>21</b>	<b>91</b>

St. Bonaventure	FG-A	FT-A	RB	PF	TP
B. Kalbaugh	5-8	2-2	4	0	12
P. Hoffman	4-14	2-4	6	3	10
G. Gary	2-7	5-8	13	5	9
T. Baldwin	2-10	1-2	4	5	5
M. Gantt	8-17	0-0	8	5	16
M. Kull	4-7	0-0	0	5	8
V. Thomas	7-17	1-2	4	3	15
P. Greys	1-5	2-2	1	2	4
D. Tepas	0-0	2-2	1	0	2
G. Fahey	1-1	0-0	0	1	2
team			6		
<b>TOTALS</b>	<b>34-86</b>	<b>15-22</b>	<b>41</b>	<b>32</b>	<b>83</b>

Halftime: JU 42, St. Bonaventure, 34. Attendance: 14,380



# NCAA TOURNAMENT BOX SCORES

ALL-TIME

## 1970 NCAA Championship

**UCLA 80, Jacksonville 69**  
 March 21, 1970 • College Park, Md.

<i>Jacksonville</i>	<i>FG-A</i>	<i>FT-A</i>	<i>RB</i>	<i>PF</i>	<i>TP</i>
Mike Blevins	1-2	1-2	0	1	3
Pembrook Burrows	6-9	0-0	6	1	12
Artis Gilmore	9-29	1-1	16	5	19
Rex Morgan	5-11	0-0	4	5	10
Vaughn Wedeking	6-11	0-0	2	2	12
Chip Dublin	0-5	2-2	1	4	2
Greg Nelson	3-9	2-2	5	1	8
Rod McIntyre	1-3	0-0	3	3	2
Rusty Baldwin	0-0	0-0	0	0	0
Dan Hawkins	0-1	1-1	1	1	1
Ken Selke	0-0	0-0	0	0	0
team			2		
<b>TOTALS</b>	<b>31-80</b>	<b>7-8</b>	<b>40</b>	<b>23</b>	<b>69</b>

<i>UCLA</i>	<i>FG-A</i>	<i>FT-A</i>	<i>RB</i>	<i>PF</i>	<i>TP</i>
Rick Betchley	0-0	0-1	0	0	0
Andy Hill	0-0	0-1	0	0	0
Sidney Wicks	5-9	7-10	18	3	17
Curtis Rowe	7-15	5-5	8	4	19
Steve Patterson	8-15	1-4	11	1	17
John Vallely	5-10	5-7	7	2	15
Henry Bibby	2-11	4-4	4	1	8
Kenny Booker	0-0	2-3	0	0	2
John Ecker	1-1	0-0	0	0	2
Terry Schofield	0-0	0-0	0	0	0
Bill Seibert	0-1	0-1	1	1	0
Jon Chapman	0-1	0-0	1	0	0
team			3		
<b>TOTALS</b>	<b>28-63</b>	<b>24-35</b>	<b>53</b>	<b>12</b>	<b>80</b>

Turnovers: UCLA 23, JU 18. Halftime: UCLA 41, JU 36.  
 Officials: Bobby Scott, Lenny Wirtz. Attendance: 14,380

## 1971 NCAA Mideast First Round

**Western Kentucky 74, Jacksonville 53**  
 March 13, 1971 • South Bend, Ind.

<i>Western Ky.</i>	<i>FG-A</i>	<i>FT-A</i>	<i>RB</i>	<i>PF</i>	<i>TP</i>
J. Rose	6-17	1-2	7	2	13
R. Bailey	3-7	0-1	6	3	6
J. McDaniels	11-28	1-4	13	4	23
J. Dunn	5-16	1-4	10	5	11
C. Glover	8-21	0-1	17	2	16
G. Sudmacker	0-0	0-0	2	1	0
C. Witt	2-7	1-1	0	1	5
team			6		
<b>TOTALS</b>	<b>35-96</b>	<b>4-13</b>	<b>55</b>	<b>18</b>	<b>74</b>

<i>Jacksonville</i>	<i>FG-A</i>	<i>FT-A</i>	<i>RB</i>	<i>PF</i>	<i>TP</i>
Chip Dublin	2-4	1-2	3	2	5
Harold Fox	9-18	1-1	6	2	19
Artis Gilmore	3-10	6-10	22	1	12
Pembrook Burrows	0-6	1-3	8	3	1
Ernie Fleming	8-15	2-2	8	4	18
Vaughn Wedeking	3-8	1-3	3	0	7
Rusty Baldwin	0-0	0-0	0	0	0
Mike Blevins	3-3	0-0	2	2	6
Greg Nelson	2-2	0-0	0	3	4
team			3		
<b>TOTALS</b>	<b>26-60</b>	<b>12-21</b>	<b>52</b>	<b>20</b>	<b>53</b>

Turnovers: JU 33, WKU 17. Halftime: JU 44, WKU 30.

## 1973 NCAA Mideast First Round

**Austin Peay 77, Jacksonville 75**  
 March 10, 1973 • Dayton, Ohio

<i>Austin Peay</i>	<i>FG-A</i>	<i>FT-A</i>	<i>RB</i>	<i>PF</i>	<i>TP</i>
D. Odums	2-9	2-2	9	2	6
P. Howard	4-11	2-4	5	5	10
E. Childress	5-10	0-0	1	4	10
J. Williams	12-26	2-2	5	3	26
H. Jackson	4-6	0-2	4	3	8
J. Wanstrath	1-2	2-2	1	3	4
R. Turner	2-4	1-2	6	2	5
R. Jimmerson	4-7	0-1	5	3	8
K. Hampton	0-0	0-0	0	0	0
Team			5		
<b>TOTALS</b>	<b>34-75</b>	<b>9-15</b>	<b>36</b>	<b>25</b>	<b>77</b>

<i>Jacksonville</i>	<i>FG-A</i>	<i>FT-A</i>	<i>RB</i>	<i>PF</i>	<i>TP</i>
Henry Williams	6-17	3-4	6	2	15
Leon Benbow	6-13	6-8	3	3	18
Abe Stewart	3-7	2-5	13	2	8
Jimmie Clark	4-6	0-0	3	3	8
Barlow Taylor	6-9	8-10	16	3	20
Dave Stowers	0-0	0-0	0	3	0
Ricky Coleman	2-6	0-0	1	1	4
Bob Nylan	1-1	0-0	1	2	2
Team			3		
<b>TOTALS</b>	<b>28-59</b>	<b>19-27</b>	<b>43</b>	<b>19</b>	<b>75</b>

Halftime: Austin Peay 47, JU 32.

## 1979 NCAA Mideast First Round

**Virginia Tech 70, Jacksonville 53**  
 March 9, 1979 • Lawrence, Kan.

<i>Virginia Tech</i>	<i>FG-A</i>	<i>FT-A</i>	<i>RB</i>	<i>PF</i>	<i>TP</i>
Les Henson	3-7	6-8	7	1	12
Wayne Robinson	1-4	2-4	9	1	4
Dale Solomon	10-14	4-4	4	2	24
Dexter Reid	5-7	0-0	4	3	10
Marshall Ashford	7-10	1-1	1	1	15
Tic Price	0-2	0-0	3	1	0
Gordy Bryan	0-2	0-0	1	0	0
John Hillenbrand	0-0	1-3	2	0	1
Chris Scott	0-2	2-3	0	0	2
David Bennett	0-0	0-0	1	0	0
Mark Shrader	1-1	0-0	0	0	2
Linwood Henson	0-0	0-0	0	0	0
team			3		
<b>TOTALS</b>	<b>27-49</b>	<b>16-23</b>	<b>35</b>	<b>9</b>	<b>70</b>

<i>Jacksonville</i>	<i>FG-A</i>	<i>FT-A</i>	<i>RB</i>	<i>PF</i>	<i>TP</i>
Singh Guram	1-2	0-0	1	4	2
Barlow Taylor	3-7	0-0	2	0	6
James Ray	7-14	1-1	9	5	15
Cricket Williams	3-7	0-0	2	1	6
Paul DeVito	1-6	0-0	4	0	2
Jimmy Martin	7-11	0-0	1	2	14
Steve Tutson	3-6	0-0	3	5	6
Greg Harris	0-1	0-0	0	0	0
Phil Parisi	0-2	0-0	0	1	0
Pete Boyle	0-0	0-0	1	2	0
Stan Conley	0-1	0-0	0	0	0
Frankie Lemmons	1-3	0-0	3	0	2
team			2		
<b>TOTALS</b>	<b>26-60</b>	<b>1-1</b>	<b>28</b>	<b>20</b>	<b>53</b>

Turnovers: Tied at 15. Halftime: JU 27, Va. Tech 21.  
 Technical foul: Ray (JU).  
 Officials: Maracich, Tuner, Korte. Attendance: 3,625



# NCAA TOURNAMENT BOX SCORES

ALL-TIME

## 1986 NCAA Midwest First Round

Temple 61, Jacksonville 50 (OT)

March 13, 1986 • Dayton, Ohio

Temple	FG-A	FT-A	RB	PF	TP
Tim Perry	4-8	3-10	18	2	11
Ed Coe	8-18	0-0	8	4	16
Ramon Rivas	1-2	1-2	1	4	3
Nate Blackwell	4-11	0-0	1	0	8
Howard Evans	4-14	5-5	0	3	13
Derrick Brantly	1-6	2-2	7	1	4
Kevin Clifton	0-0	6-6	4	1	6
team			5		
<b>TOTALS</b>	<b>22-59</b>	<b>17-25</b>	<b>44</b>	<b>15</b>	<b>61</b>

Jacksonville	FG-A	FT-A	RB	PF	TP
Otis Smith	3-11	5-7	8	2	11
Ronnie Murphy	9-21	4-5	7	3	22
Willie McDuffie	1-2	0-0	2	1	2
Danny Pearson	3-8	1-2	3	4	7
Pat LaGuerre	0-0	0-0	2	0	0
Rod Kittles	1-1	0-0	2	5	2
Cleveland Williams	2-8	0-0	5	1	4
Tom Terrell	0-0	2-2	1	2	2
John Worsowicz	0-0	0-0	0	0	0
team			3		
<b>TOTALS</b>	<b>19-51</b>	<b>12-16</b>	<b>33</b>	<b>18</b>	<b>50</b>

Turnovers: JU 14, Temple 9. Halftime: JU 24, Temple 23.  
 Technical foul: Kittles (JU).  
 Officials: Paul Galvin, John Moreau, Frank Bosone.  
 Attendance: 13,270

# NCAA TOURNAMENT RECORDS

## TEAM

All-time record	4-5 (.444)
Overtime record	0-1 (.000)
Deepest tournament run	1970, national title game
Points in a game	109, vs. Western Ky., 3/7/70
Points in a half	56 (2nd half), vs. Western Ky., 3/7/70
Points allowed in a game	103, vs. Iowa, 3/12/70
FG Made	43, vs. Iowa, 3/12/70
FG Attempted	80, vs. UCLA, 3/21/70
FG Percentage	57.1 (40-70), vs. Western Ky. 3/7/70
FT Made	37, vs. St. Bonaventure, 3/19/70
FT Attempted	45, vs. St. Bonaventure, 3/19/70
Rebounds	50, vs. Western Ky. 3/7/70
Rebound Margin	+10, Twice
	50-40, vs. Western Ky., 3/7/70
	47-37, vs. Iowa, 3/12/70
Rebound Deficit	-13, vs. UCLA, 3/21/70
Fouls	23, Twice
	vs. UCLA, 3/21/70; vs. Iowa, 3/12/70

## INDIVIDUAL

Points in a game	30, Twice
	Artis Gilmore, vs. Western Ky., 3/7/70
	Artis Gilmore, vs. Iowa, 3/12/70
FG Made	13, Artis Gilmore vs. Iowa, 3/12/70
FG Attempted	29, Artis Gilmore vs. UCLA, 3/21/70
FG Percentage	100, (10-10)
	Rex Morgan vs. Kentucky, 3/14/70
	91.6 (11-12)
	Pembrook Burrows vs. Iowa, 3/12/70
FT Made	11, Artis Gilmore vs. St. Bonaventure, 3/19/70
FT Att.	15, Artis Gilmore vs. St. Bonaventure, 3/19/70
Rebounds	22, Artis Gilmore vs. Western Ky., 3/13/71



# INDIVIDUAL AWARDS

ALL-TIME

**NATIONAL PLAYER OF THE YEAR**

1971 Artis Gilmore

**NCAA FINAL FOUR ALL-TOURNAMENT**

1970 Artis Gilmore

**NCAA MIDEAST REGIONAL ALL-TOURNAMENT**

1970 Artis Gilmore (MVP)  
Rex Morgan

**NAIA ALL-TOURNAMENT**

1962 Ralph Tiner

**NCAA POST-GRADUATE SCHOLARSHIP**

1971 Vaughn Wedeking  
1983 Maurice Roulhac  
1986 Tom Terrell

**AP ALL-AMERICA**

1984 Ronnie Murphy (HM)  
Otis Smith (HM)  
1986 Otis Smith (HM)

**UPI ALL-AMERICA**

1962 Roger Strickland (HM)

**HELMS FOUNDATION ALL-AMERICA**

1969 Rex Morgan  
1970 Artis Gilmore  
1971 Artis Gilmore  
1972 Ernie Fleming

**BASKETBALL NEWS ALL-AMERICA**

1963 Roger Strickland

**BASKETBALL TIMES ALL-AMERICA**

1983 Otis Smith (HM)  
1984 Ronnie Murphy (HM)  
Otis Smith (HM)  
1985 Otis Smith (HM)  
1986 Ronnie Murphy (HM)  
Otis Smith (HM)  
1987 Ronnie Murphy (HM)  
Danny Pearson (HM)  
1989 Dee Brown (HM)  
1990 Dee Brown (HM)  
1991 Tim Burroughs (HM)  
1994 Barry Brown (HM)

**BASKETBALL WEEKLY ALL-AMERICA**

1983 Otis Smith (HM)  
1984 Ronnie Murphy (HM)  
1985 Otis Smith (HM)  
1986 Ronnie Murphy (HM)  
Otis Smith (HM)  
1987 Ronnie Murphy (HM)  
Danny Pearson (HM)  
1989 Dee Brown (HM)  
1990 Dee Brown (HM)  
1991 Tim Burroughs (HM)  
Danny Tirado (HM)  
1994 Barry Brown (HM)

**COSIDA ACADEMIC ALL-AMERICA**

1971 Vaughn Wedeking  
1983 Maurice Roulhac

**THE SPORTING NEWS ALL-AMERICA**

1984 Ronnie Murphy (HM)  
Otis Smith (HM)  
1986 Otis Smith (HM)  
1987 Ronnie Murphy (HM)

**AP LITTLE ALL-AMERICA**

1962 Roger Strickland  
1963 Roger Strickland

**UPI LITTLE ALL-AMERICA**

1959 Eddie Cone (HM)  
1962 Roger Strickland  
1963 Roger Strickland  
1964 Ralph Tiner (HM)

**CONVERSE ALL-AMERICA**

1962 Roger Strickland  
1963 Roger Strickland (2nd Team)  
1970 Artis Gilmore  
1971 Artis Gilmore  
1980 James Ray

**NABC ALL-AMERICA**

1970 Artis Gilmore  
1971 Artis Gilmore

**NABC ALL-DISTRICT 3**

1995 Artemus McClary (2nd Team)

**NABC SILVER ANNIVERSARY TEAM**

1996 Artis Gilmore

**NABC ACADEMIC HONOR ROLL**

1996 Glen Brown

**BASKETBALL TIMES ALL-SOUTH**

1995 Jerome Malloy (HM)  
1996 Artemus McClary (HM)

**BLUE RIBBON ALL-AMERICA**

1986 Otis Smith (HM)  
1987 Ronnie Murphy (HM)  
1990 Dee Brown (HM)  
1991 Reggie Law (HM)

**NJCAA ALL-AMERICA**

1955 Chuck Brendler (HM)  
1956 Chuck Brendler

**NJCAA ALL-TOURNAMENT**

1956 Chuck Brendler

**NAIA ALL-AMERICA**

1962 Roger Strickland  
1963 Roger Strickland  
1964 Ralph Tiner (HM)  
1965 Ralph Tiner (2nd Team)

**CIVITAN CLASSIC MVP**

1969 Rex Morgan  
1970 Artis Gilmore

**EVANSVILLE CLASSIC MVP**

1969 Artis Gilmore

**GATOR BOWL TOURNAMENT MVP**

1972 Leon Benbow  
1978 James Ray  
1983 Otis Smith

**FLORIDA INTERCOLLEGIATE ALL-CONFERENCE**

1957 Jim Kirkland  
1958 Jim Kirkland  
1959 Jim Kirkland  
1960 Jim Kirkland  
Eddie Cone  
1961 Eddie Cone  
1962 Roger Strickland  
Ralph Tiner (HM)  
1963 Roger Strickland  
Ralph Tiner  
1964 Ralph Tiner  
1965 Ralph Tiner

**FLORIDA INTERCOLLEGIATE CONFERENCE MVP**

1962 Roger Strickland

**ALL-STATE SELECTIONS**

1957 Jim Kirkland  
1958 Jim Kirkland  
1959 Jim Kirkland  
1960 Jim Kirkland  
Eddie Cone  
1962 Roger Strickland

**SUN BELT CONFERENCE PLAYER OF THE YEAR**

1980 James Ray

**SUN BELT CONFERENCE COACH OF THE YEAR**

1980 Tates Locke  
1994 Matt Kilcullen

**SUN BELT CONFERENCE FRESHMAN OF THE YEAR**

1980 Maurice Roulhac  
1983 Otis Smith  
1984 Ronnie Murphy  
1988 Sean Byrd  
1996 Aaron Fox

**SUN BELT ALL-CONFERENCE**

1977 Kent Glover  
Felton Young (2nd Team)  
1978 James Ray  
1979 James Ray  
1980 James Ray  
Mike Hackett (2nd Team)  
1982 Mike Hackett  
Maurice Roulhac (2nd Team)  
1983 Otis Smith (2nd Team)  
1984 Ronnie Murphy  
Otis Smith (2nd Team)  
1985 Otis Smith (2nd Team)  
Ronnie Murphy (HM)  
1986 Otis Smith  
Ronnie Murphy (2nd Team)  
1987 Ronnie Murphy  
Danny Pearson  
1989 Dee Brown (2nd Team)  
1990 Dee Brown  
1992 Tim Burroughs  
1993 Barry Brown  
1994 Barry Brown  
Artemus McClary  
1995 Artemus McClary  
Kip Stone  
1996 Artemus McClary

# INDIVIDUAL AWARDS

ALL-TIME

**SUN BELT CONFERENCE  
TOP PLAYER IN CLASS**

1979	James Ray (Jr.)
1980	Maurice Roulhac (Fr.)
1981	Maurice Roulhac (So.)
1982	Maurice Roulhac (Jr.)
1983	Otis Smith (Fr.)
1984	Ronnie Murphy (Fr.)
	Otis Smith (So.)
1988	Sean Byrd (Fr.)
1989	Dee Brown (Jr.)

**SUN BELT CONFERENCE  
ALL-TOURNAMENT TEAM**

1977	Kent Glover
1979	Paul DeVito
	James Ray
1980	James Ray
1981	Mike Hackett
1983	Maurice Roulhac
1986	Ronnie Murphy
	Otis Smith
1987	Ronnie Murphy
1990	Dee Brown
1994	Barry Brown
1997	John Knox

**SUN BELT CONFERENCE  
TOURNAMENT MVP**

1979	James Ray
1986	Otis Smith

**ASUN ALL-CONFERENCE**

1999	Calvin Slaughter (2nd)
2000	Calvin Slaughter (2nd)
2001	Shawn Platts (2nd)
2002	Kevin Sheppard (2nd)
2003	Kevin Sheppard (2nd)
2004	Haminn Quaintance (2nd)
2005	Haminn Quaintance (1st)
2007	Jesse Kimbrough (1st)
2008	Ben Smith (1st)
2009	Ben Smith (1st)
2010	Ben Smith (1st)
	Lehmon Colbert (2nd)
2011	Ayron Hardy (1st)
2015	Kori Babineaux (2nd)
2016	Kori Babineaux (1st)
2017	J.R. Holder (2nd)
2018	Devin Harris (2nd)
2019	JD Notae (2nd)

**ASUN ALL-FRESHMAN**

2004	Haminn Quaintance
	Jarred Stockton
2006	Marcus Allen
2007	Lehmon Colbert
	Ben Smith
2008	Ayron Hardy
2011	Keith McDougald
2013	Kordario Fleming
	Jarvis Haywood
2015	Antwon Clayton
2017	Tanner Rubio
2018	JD Notae
2019	Tyrese Davis

**ASUN ALL-NEWCOMER**

1999	Calvin Slaughter
2015	Kori Babineaux

**ASUN ALL-TOURNAMENT**

2008	Marcus Allen	2012	Chris Rozier
	Ben Smith		Admir Sahbegovic
2009	Lehmon Colbert	2013	Jeremy Bogus
	Ben Smith	2014	Christopher Spurling
2018	Cody Helgeland		Omar El Manasterly
			Vince Martin
		2016	Randall Slawson
			Daniel Terpin
			Cartree Pettis
			Cody Helgeland
			Marcellous Bell
			Omar El Manasterly
			Andris Misters
			Demontrez Austin
			Josh Adeyeye
			Antwon Clayton
			Cody Helgeland
			Andris Misters
			Omar El Manasterly
			Darius Dawkins

**ASUN CONFERENCE  
FRESHMAN OF THE YEAR**

2004	Haminn Quaintance
2018	JD Notae

**ASUN CONFERENCE  
COACH OF THE YEAR**

2009	Cliff Warren
------	--------------

**ASUN CONFERENCE  
DEFENSIVE PLAYER OF THE YEAR**

2009	Ayron Hardy
2011	Ayron Hardy
2018	Devin Harris

**ASUN CONFERENCE  
PRESEASON PLAYER OF THE YEAR**

2010	Ben Smith
------	-----------

**ASUN CONFERENCE  
ALL-ACADEMIC**

2017	Andris Misters
2018	Cody Helgeland
2019	Jace Hogan

**ASUN CONFERENCE  
ACADEMIC HONOR ROLL**

2000	James Daniels
2001	Brandon Williams
2002	Riley Didion
	Jeff Howard
	Brian Novitsky
2003	Riley Didion
	Brian Novitsky
2004	Riley Didion
	Matt Kampfe
	Brian Novitsky
	Ljubisa Vrcelj
2005	Bryan Hipsher
	Sheldon Hudson
	Bradley Larson
	Michael Luback
2006	Aubrey Conerly
	David Fine
	Bryan Hipsher
	Matt Kampfe
	Phillip Okonma
	Ljubisa Vrcelj
	Andrew Zimbro
2007	Michael Dibenedetto
	David Fine
	Szymon Lubasiak
2008	Ben Smith
	Marcus Allen
	Travis Cohn
	Brian Gilbert
2009	Marcus Allen
	Chris Edwards
	Brian Gilbert
2010	Will Alston
	Lehmon Colbert
	Aaron Garden
	Ayron Hardy
	Jimmy McMurrin
	Josh Sparks
2011	Keith McDougald



# OVERTIME GAMES

DATE	OPPONENT	RESULT
Jan. 13, 1959	at Tampa	L, 78-83
Feb. 7, 1959	at Georgia Southern	L, 92-98 (4ot)
Feb. 19, 1960	Stetson	W, 70-66
Jan. 13, 1961	Miami (Fl)	L, 84-93
Dec. 4, 1961	at Tampa	L, 104-112
Feb. 2, 1962	at William Carey	L, 84-86
Dec. 3, 1962	at Florida	L, 81-82 (2ot)
Feb. 12, 1963	Florida Southern	W, 83-79 (2ot)
Jan. 25, 1964	Florida Southern	W, 88-87
Feb. 7, 1964	Oglethorpe	W, 82-79
Dec. 6, 1965	Valdosta State	W, 84-82
Jan. 2, 1967	at Hofstra	L, 65-67
Jan. 31, 1967	The Citadel	W, 87-85
Dec. 29, 1967	at Richmond	L, 77-82
Feb. 28, 1972	Houston	W, 110-108
Dec. 16, 1972	at Saint Peter's	W, 96-89
Dec. 6, 1974	South Florida	L, 78-80
Dec. 14, 1974	at South Florida	W, 71-69
Dec. 21, 1974	vs. Vanderbilt	W, 107-104 (2ot)
Jan. 27, 1975	at Niagara	L, 76-78
Dec. 20, 1975	West Texas State	L, 59-69
Feb. 5, 1976	at Samford	W, 79-75
Feb. 14, 1976	at Furman	W, 81-75
Feb. 12, 1977	at Louisiana-Lafayette	L, 59-61
Jan. 11, 1978	at Western Kentucky	L, 94-96
Feb. 18, 1978	at Providence	L, 50-52
Dec. 14, 1978	at New Orleans	W, 74-71
Jan. 17, 1979	UNC-Charlotte	W, 61-57
Feb. 10, 1979	South Alabama	L, 71-72
Feb. 17, 1979	at South Florida	L, 59-60
Jan. 14, 1980	UNC-Charlotte	W, 72-68
Jan. 5, 1981	UNC-Charlotte	W, 56-54 (3ot)
Feb. 17, 1981	Stetson	L, 54-56
Feb. 27, 1981	South Florida	L, 50-52
Dec. 4, 1981	vs. Florida State	L, 93-94
Jan. 22, 1982	at South Alabama	W, 95-91
Jan. 27, 1982	Florida State	W, 80-79
Feb. 1, 1982	UAB	L, 57-59
Feb. 26, 1982	vs. South Alabama	L, 75-77
Jan. 9, 1984	Baptist	W, 77-71
Jan. 19, 1984	at Western Kentucky	W, 76-74
Jan. 21, 1984	UNC-Charlotte	W, 71-69
Jan. 28, 1984	at UAB	L, 74-75
Jan. 5, 1985	VCU	L, 65-67
Feb. 2, 1985	at Old Dominion	W, 79-78
Mar. 1, 1985	vs. South Florida	W, 75-69
Jan. 23, 1986	at VCU	L, 80-81 (2ot)
Mar. 13, 1986	vs. Temple (NCAA First Round)	L, 50-61
Jan. 26, 1987	UAB	L, 80-81
Dec. 2, 1988	vs. Southern Mississippi	W, 80-76
Dec. 9, 1988	vs. Chattanooga	L, 76-77
Jan. 14, 1989	at Western Kentucky	W, 98-93 (2ot)
Mar. 4, 1989	vs. VCU	W, 93-85
Jan. 8, 1990	at Florida State	L, 99-104 (2ot)
Jan. 15, 1990	VCU	L, 81-86
Feb. 15, 1990	South Alabama	W, 87-85
Jan. 6, 1992	Lamar	L, 82-93
Jan. 18, 1992	Western Kentucky	W, 89-85
Feb. 5, 1992	at Arkansas State	L, 89-98
Dec. 8, 1992	at Florida	L, 75-82
Jan. 2, 1993	at New Orleans	L, 69-79
Jan. 23, 1993	at Texas-Pan American	L, 79-80
Jan. 29, 1994	Texas-Pan American	W, 87-86
Dec. 3, 1994	Western Kentucky	W, 100-88 (2ot)
Jan. 9, 1995	Arkansas State	W, 86-80
Jan. 14, 1995	at Texas-Pan American	W, 83-82 (2ot)
Nov. 26, 1996	at UNLV	L, 79-85
Nov. 30, 1996	Arkansas State	L, 83-85
Jan. 18, 1997	at Lamar	L, 83-93
Feb. 1, 1997	Lamar	W, 99-96
Feb. 27, 1998	vs. Western Kentucky	L, 70-75
Feb. 20, 1999	at Stetson	W, 62-61

Jan. 25, 2000	at Mercer	L, 70-72 (2ot)
Feb. 3, 2000	Mercer	W, 68-65
Feb. 2, 2002	Georgia State	L, 75-81
Feb. 9, 2002	at Jacksonville State	W, 100-98 (3ot)
Feb. 23, 2002	UCF	W, 82-80
Dec. 17, 2003	at Troy	L, 99-107 (2ot)
Jan. 24, 2004	Mercer	W, 88-83
Dec. 2, 2004	Georgia State	W, 78-75
Feb. 12, 2005	UCF	W, 83-82
Dec. 4, 2005	at Florida Atlantic	L, 104-107 (2ot)
Feb. 17, 2006	Mercer	L, 90-93
Feb. 16, 2007	at Mercer	W, 101-97
Mar. 1, 2007	vs. Campbell	L, 85-90
Jan. 3, 2008	Stetson	W, 98-94 (3ot)
Feb. 15, 2008	North Florida	W, 76-70
Feb. 21, 2008	Mercer	W, 96-87
Dec. 22, 2008	Bethune-Cookman	L, 64-66
Jan. 30, 2009	East Tennessee State	W, 82-72
Feb. 28, 2009	at Belmont	W, 84-82
Dec. 20, 2010	at Florida	W, 71-68
Jan. 13, 2011	USC Upstate	W, 57-47
Jan. 20, 2011	at Mercer	L, 68-70
Jan. 26, 2011	at North Florida	W, 71-69
Mar. 15, 2011	at East Carolina (CIT First Round)	W, 71-66
Nov. 16, 2011	at Bethune-Cookman	L, 70-73
Jan. 16, 2012	USC Upstate	W, 77-74
Jan. 10, 2013	Kennesaw State	W, 99-92 (3ot)
Feb. 7, 2013	at Mercer	L, 64-67
Dec. 1, 2014	at Samford	L, 70-76
Jan. 22, 2015	at Lipscomb	L, 77-80 (2ot)
Feb. 19, 2015	Northern Kentucky	W, 83-75
Feb. 6, 2016	at Stetson	W, 96-88
Mar. 1, 2016	Lipscomb	L, 89-92
Nov. 19, 2016	vs. FIU	W, 78-75
Feb. 20, 2019	vs. North Florida	L, 73-80

<b>Overtime Record</b>	55-52
<b>Home Overtime Record</b>	32-17
<b>Road Overtime Record</b>	18-29
<b>Neutral Overtime Record</b>	5-6
<b>Quadruple Overtime Games</b>	0-1
<b>Triple Overtime Games</b>	4-0
<b>Double Overtime Games</b>	5-7
<b>Single Overtime Games</b>	46-44

<b>Most Overtime Games in a Season</b>	5 (1981-82, 2010-11)
<b>Most Conference OT Games in a Season</b>	4 (1978-79)
<b>Most Frequent OT Opponent</b>	Western Kentucky, 6 (4-2)
<b>Most Consecutive OT Games</b>	3, twice, last 1983-84
<b>Current Streak</b>	L1



# 100-POINT GAMES

SCORE	W/L	OPPONENT	DATE
104-94	W	Pikeville	Dec. 7, 1957
104-77	W	at Valdosta State	Dec. 13, 1957
120-73	W	Valdosta State	Jan. 14, 1958
103-77	W	Western Carolina	Dec. 10, 1960
100-62	W	vs. St. Michael's	Dec. 13, 1960
106-95	W	Newberry	Feb. 8, 1961
110-91	W	Florida Southern	Feb. 25, 1961
112-104	L	at Tampa	Dec. 4, 1961
133-102	W	Tampa	Jan. 26, 1962
118-112	W	Georgia Southern	Feb. 24, 1962
118-77	W	New Hampshire	Dec. 31, 1962
102-94	W	at Kentucky Wesleyan	Feb. 2, 1963
112-105	L	at Miami (Fl)	Feb. 7, 1963
105-81	W	Saint Peter's	Jan. 24, 1963
128-77	W	Rollins	Dec. 11, 1963
104-81	W	Taylor	Dec. 30, 1963
118-69	W	Rollins	Feb. 19, 1964
107-87	W	Tampa	Jan. 12, 1965
107-81	W	Florida Southern	Feb. 13, 1965
112-89	W	MacMurry College	Dec. 22, 1965
117-104	L	Miami (Fl)	Feb. 12, 1966
101-90	W	at The Citadel	Feb. 10, 1968
111-66	W	New Hampshire	Jan. 2, 1969
102-80	W	Mercer	Feb. 20, 1969
117-63	W	Morehead State	Dec. 2, 1969
102-62	W	Mercer	Dec. 9, 1969
130-65	W	St. Thomas (Fl)	Dec. 13, 1969
103-64	W	Harvard	Dec. 22, 1969
104-72	W	vs. Arizona	Dec. 26, 1969
100-70	W	Evansville	Dec. 27, 1969
100-78	W	at Hawaii	Jan. 2, 1970
113-77	W	Richmond	Jan. 9, 1970
121-87	W	Miami (Fl)	Jan. 10, 1970
114-66	W	Virgin Islands	Jan. 16, 1970
124-101	W	Saint Peter's	Jan. 30, 1970
110-75	W	Iowa	Feb. 2, 1970
111-94	W	at East Carolina	Feb. 5, 1970
103-83	W	at Oklahoma City	Feb. 13, 1970
108-97	W	at Miami (Fl)	Mar. 2, 1970
109-96	W	vs. Western Kentucky	Mar. 7, 1970
104-103	W	vs. Iowa	Mar. 12, 1970
106-100	W	vs. Kentucky	Mar. 14, 1970
132-88	W	St. Thomas (Fl)	Dec. 1, 1970
152-106	W	at Saint Peter's	Dec. 3, 1970
110-85	W	George Washington	Dec. 7, 1970
114-108	W	Florida State	Dec. 8, 1970
124-82	W	Miami (Fl)	Jan. 9, 1971
102-83	W	at South Alabama	Feb. 4, 1971
103-77	W	at Oklahoma City	Feb. 6, 1971
111-93	W	Loyola (La.)	Feb. 8, 1971
100-69	W	at William & Mary	Feb. 11, 1971
124-90	W	Valdosta State	Feb. 20, 1971
127-69	W	East Carolina	Feb. 22, 1971
110-75	W	St. Thomas (Fl)	Dec. 1, 1971
106-88	W	Georgia Southern	Dec. 11, 1971
120-65	W	South Alabama	Jan. 17, 1972
107-82	W	Stetson	Jan. 24, 1972
132-100	W	Saint Peter's	Jan. 29, 1972
102-87	W	at Furman	Feb. 3, 1972
110-108 (ot)	W	Houston	Feb. 28, 1972
103-94	W	at William & Mary	Nov. 27, 1972
120-78	W	Louisiana-Lafayette	Jan. 6, 1973
100-61	W	East Carolina	Jan. 22, 1973
101-56	W	South Alabama	Feb. 21, 1973
101-83	W	South Alabama	Jan. 9, 1974
113-89	W	Florida State	Feb. 13, 1974
100-84	W	Northeast Louisiana	Feb. 15, 1974
102-72	W	Samford	Nov. 29, 1974
107-104 (2ot)	W	vs. Vanderbilt	Dec. 21, 1974
100-85	W	Wisconsin-Milwaukee	Jan. 4, 1975
102-72	W	Georgia State	Mar. 11, 1977
103-54	W	Bethune-Cookman	Jan. 1, 1986
102-66	W	Morgan State	Feb. 3, 1987
123-83	W	Central Connecticut State	Mar. 2, 1987
106-105	L	Loyola Marymount	Dec. 2, 1989
102-73	W	Augusta	Dec. 24, 1989
110-93	W	Bethune-Cookman	Dec. 19, 1991
102-85	W	South Alabama	Feb. 27, 1992
105-78	W	vs. Lamar	Mar. 25, 1992
105-73	W	Florida Atlantic	Dec. 11, 1993
100-88 (2ot)	W	Western Kentucky	Dec. 3, 1994
112-99	W	South Alabama	Jan. 16, 1995
101-93	W	Arkansas State	Jan. 22, 1996
101-80	W	vs. Arkansas State	Feb. 28, 1997
100-79	W	Texas-Pan American	Feb. 7, 1998
101-86	W	High Point	Dec. 21, 1999
103-93	W	Troy	Feb. 5, 2000
100-98 (3ot)	W	at Jacksonville State	Feb. 9, 2002
107-104 (2ot)	L	at Florida Atlantic	Dec. 4, 2005
101-97	W	at Mercer	Feb. 16, 2007
101-72	W	Florida College	Nov. 12, 2013
124-85	W	Middle Georgia State	Jan. 03, 2017
103-92	W	Stetson	Jan. 25, 2017
106-99	W	at Gardner-Webb	Nov. 26, 2017
105-48	W	Trinity Baptist	Jan. 2, 2018
123-77	W	Fla. Memorial	Nov. 21, 2018
100-57	W	Middle Georgia State	Dec. 8, 2018

**Record** ..... 92-5  
**Home** ..... 66-2  
**Away** ..... 16-3  
**Neutral** ..... 10-0  
**Most 100-point games in a season** ..... 20 (1969-70)  
**Most 100-point games in conference** ..... 2, five times, last 1994-95  
**Most consecutive 100s** ..... 4, four times, last 1970-71  
**High home total** ..... 133 vs. Tampa (Jan. 26, 1972)  
**High road total** ..... 152 at Saint Peter's (Dec. 3, 1970)  
**High neutral total** ..... 109 vs. Western Ky. (Mar. 7, 1970)  
**Highest total in a loss** ..... 105 vs. Loyola Marymount (Dec. 2, 1989)  
**Highest combined total** ..... 258 at Saint Peter's (Dec. 3, 1970)  
**Streak** ..... W5



# JACKSONVILLE IN THE TOP 25

DATE	OPPONENT	JU RANKING	SCORE
Dec. 9, 1969	Mercer	18	W, 102-62
Dec. 13, 1969	St. Thomas (Fl)	18	W, 130-65
Dec. 18, 1969	Georgetown (forfeit)	18	W, 41-26
Dec. 22, 1969	Harvard	18	W, 103-64
Dec. 26, 1969	vs. Arizona	13	W, 104-72
Dec. 27, 1969	at Evansville	13	W, 100-70
Jan. 2, 1970	at Hawaii	10	W, 100-78
Jan. 5, 1970	at Hawaii	10	W, 63-58
Jan. 9, 1970	Richmond	7	W, 113-77
Jan. 10, 1970	Miami (Fl)	7	W, 121-87
Jan. 16, 1970	Virgin Islands	6	W, 114-66
Jan. 27, 1970	at #18 Florida State	6	L, 83-89
Jan. 30, 1970	Saint Peter's	6	W, 124-101
Feb. 2, 1970	Iona	6	W, 110-75
Feb. 5, 1970	at East Carolina	8	W, 111-94
Feb. 6, 1970	at Richmond	8	W, 88-49
Feb. 13, 1970	at Oklahoma City	7	W, 103-83
Feb. 14, 1970	at Loyola (La.)	7	W, 96-75
Feb. 18, 1970	#8 Florida State	6	W, 85-81
Feb. 24, 1970	Oklahoma City	6	W, 77-75
Feb. 26, 1970	at Georgia Tech	6	W, 86-81
Mar. 2, 1970	at Miami (Fl)	6	W, 108-97
Mar. 7, 1970	vs. #12 Western Ky.	6	W, 109-96
Mar. 12, 1970	vs. #7 Iowa	4	W, 104-103
Mar. 14, 1970	vs. #1 Kentucky	4	W, 106-100
Mar. 19, 1970	vs. #3 Saint Bonaventure	4	W, 91-83
Mar. 21, 1970	vs. #2 UCLA	4	L, 69-80
Dec. 1, 1970	St. Thomas (Fl)	4	W, 132-88
Dec. 3, 1970	at Saint Peter's	4	W, 152-106
Dec. 7, 1970	George Washington	4	W, 110-85
Dec. 8, 1970	Florida State	3	W, 114-108
Dec. 12, 1970	at Richmond	3	W, 94-69
Dec. 23, 1970	at #10 Western Ky.	4	L, 84-97
Dec. 29, 1970	Creighton	9	W, 94-85
Dec. 30, 1970	Wake Forest	9	L, 77-78
Jan. 9, 1971	Miami (Fl)	7	W, 124-82
Jan. 11, 1971	Oklahoma City	7	W, 95-67
Jan. 13, 1971	Manhattan	7	W, 67-40
Jan. 20, 1971	Furman	6	W, 94-60
Jan. 23, 1971	at Mercer	6	W, 93-76
Jan. 25, 1971	South Alabama	6	W, 91-76
Jan. 27, 1971	Florida State	6	W, 83-65
Feb. 4, 1971	at South Alabama	6	W, 102-83
Feb. 6, 1971	at Oklahoma City	6	W, 103-77
Feb. 8, 1971	Loyola (La.)	6	W, 111-93
Feb. 11, 1971	at William & Mary	6	W, 100-69
Feb. 13, 1971	at Bradley	6	W, 89-79
Feb. 15, 1971	at Florida State	6	W, 90-79
Feb. 20, 1971	Valdosta State	6	W, 124-90
Feb. 22, 1971	East Carolina	6	W, 127-69
Feb. 27, 1971	at Houston	6	L, 82-83
Mar. 2, 1971	at Miami (Fl)	9	W, 94-75
Mar. 13, 1971	vs. #7 Western Ky.	11	L, 72-74
Dec. 1, 1971	St. Thomas (Fl)	11	W, 110-75
Dec. 4, 1971	at East Carolina	11	W, 77-68
Dec. 6, 1971	Tennessee Tech	11	W, 86-72
Dec. 7, 1971	#18 Florida State	8	L, 83-90
Dec. 11, 1971	Georgia Southern	8	W, 106-88
Dec. 18, 1971	William & Mary	14	W, 83-72
Dec. 27, 1971	Santa Clara	16	L, 88-109
Feb. 3, 1972	at Furman	17	W, 102-87
Feb. 6, 1972	at Creighton	17	L, 66-71
Feb. 12, 1972	at Cincinnati	16	L, 84-88
Jan. 10, 1973	at Furman	15	W, 73-71
Jan. 15, 1973	Texas-Pan American	15	W, 94-64
Jan. 20, 1973	#19 Florida State	15	W, 70-66
Jan. 22, 1973	East Carolina	15	W, 100-61
Jan. 27, 1973	at #14 Providence	13	L, 84-87
Jan. 31, 1973	at Stetson	15	W, 78-74
Feb. 3, 1973	at Rhode Island	15	W, 96-83
Feb. 5, 1973	Creighton	15	W, 78-62
Feb. 8, 1973	at South Alabama	16	W, 77-63

Feb. 14, 1973	at Florida State	13	L, 74-83
Feb. 16, 1973	Illinois State	13	W, 95-86
Feb. 21, 1973	South Alabama	20	W, 101-56
Feb. 24, 1973	at #9 Houston	18	L, 75-76
Feb. 28, 1973	Georgia Southern	18	W, 88-75
Mar. 10, 1973	vs. Austin Peay	16	L, 75-77
Nov. 30, 1973	vs. St. John's	17	L, 64-69
Dec. 1, 1973	vs. Auburn	17	W, 90-78
Dec. 3, 1973	Oklahoma	17	W, 66-64
Dec. 8, 1973	Georgia Southern	17	W, 82-69
Dec. 15, 1973	Oral Roberts	19	W, 91-86
Dec. 21, 1973	vs. Columbia	19	W, 58-50
Dec. 22, 1973	vs. St. John's	19	L, 60-68

NOTE: Jacksonville has been ranked in the AP Top 25 on 45 occasions, including a stretch of 36 straight dating from Dec. 9, 1969 to Dec. 28, 1971. This is a list of all the games the Dolphins have played while ranked.





# JACKSONVILLE VS. THE TOP 25

DATE	OPPONENT	JU RANKING	SCORE
Jan. 13, 1960	.....#15 Miami (Fl)		L, 70-78
Jan. 27, 1969	.....at #18 Florida State	6	L, 83-89
Feb. 18, 1969	.....#8 Florida State	6	W, 85-81
Mar. 7, 1969	.....vs. #12 Western Ky.	6	W, 109-96
Mar. 12, 1969	.....vs. #7 Iowa	4	W, 104-103
Mar. 14, 1969	.....vs. #1 Kentucky	4	W, 106-100
Mar. 19, 1969	.....vs. #3 Saint Bonaventure	4	W, 91-83
Mar. 21, 1969	.....vs. #2 UCLA	4	L, 69-80
Dec. 23, 1970	.....#10 Western Kentucky	4	L, 84-97
Mar. 13, 1970	.....vs. #7 Western Ky.	11	L, 72-74
Dec. 7, 1971	.....#18 Florida State	8	L, 83-90
Jan. 26, 1972	.....at #10 Florida State		W, 84-82
Feb. 16, 1972	.....at #2 Marquette		L, 79-88
Feb. 23, 1972	.....#11 Florida State		L, 61-70
Feb. 28, 1972	.....#16 Houston		W, 110-108 (ot)
Mar. 23, 1972	.....vs. #14 Maryland		L, 77-91
Dec. 19, 1972	.....#16 Oral Roberts		W, 92-89
Dec. 20, 1972	.....#6 Long Beach State		L, 70-97
Jan. 20, 1973	.....#19 Florida State	15	W, 70-66
Jan. 27, 1973	.....at #14 Providence	13	L, 84-87
Feb. 24, 1973	.....at #9 Houston	18	L, 75-76
Jan. 5, 1974	.....#20 Austin Peay		W, 93-70
Jan. 29, 1974	.....#9 Providence		L, 90-106
Mar. 23, 1974	.....vs. #18 Purdue		L, 63-78
Jan. 11, 1975	.....at #19 Providence		L, 87-98
Feb. 7, 1976	.....at #16 Cincinnati		L, 62-87
Feb. 26, 1977	.....#14 Cincinnati		L, 61-78
Feb. 18, 1978	.....at #13 Providence		L, 50-52 (ot)
Dec. 9, 1978	.....at #14 North Carolina		L, 56-85
Dec. 18, 1981	.....at #2 Kentucky		L, 91-107
Dec. 28, 1983	.....#10 Wake Forest		L, 54-57
Dec. 17, 1985	.....#1 North Carolina		L, 65-69
Dec. 21, 1985	.....#7 Georgia Tech		L, 53-72
Jan. 21, 1986	.....#18 UAB		L, 67-75
Feb. 10, 1986	.....#19 Western Kentucky		W, 70-65
Nov. 21, 1987	.....at #14 Florida		L, 52-82
Dec. 26, 1987	.....#3 Pittsburgh		L, 67-81
Jan. 11, 1989	.....#14 Florida State		L, 70-85
Nov. 27, 1990	.....at #4 North Carolina		L, 61-104
Dec. 17, 1991	.....#9 North Carolina		L, 87-98
Feb. 2, 1993	.....#12 Florida State		L, 77-92
Dec. 21, 1994	.....#8 Florida		W, 68-67
Dec. 30, 1995	.....at #16 Georgia		L, 59-86
Dec. 6, 1997	.....at #19 Florida State		L, 44-74
Nov. 30, 2002	.....at #23 Mississippi State		L, 65-100
Dec. 18, 2005	.....at #6 Florida		L, 58-101
Nov. 16, 2006	.....at #1 Florida		L, 61-90
Dec. 16, 2006	.....at #13 Texas A&M		L, 58-97
Dec. 1, 2007	.....at #10 Michigan State		L, 51-80
Dec. 9, 2007	.....at #5 Georgetown		L, 55-87
Nov. 17, 2008	.....at #18 Georgetown		L, 62-71
Dec. 17, 2008	.....at #21 Ohio State		L, 68-81
Nov. 24, 2009	.....at #23 California		L, 47-79
Dec. 4, 2009	.....#13 Florida		L, 67-85
Dec. 20, 2010	.....at #20 Florida		W, 71-68 (ot)
Nov. 25, 2011	.....at #9 Florida		L, 62-107
Nov. 28, 2011	.....at #16 Marquette		L, 56-88
Dec. 28, 2012	.....at #5 Indiana		L, 59-93
Nov. 25, 2013	.....#15 Florida		L, 86-60
Dec. 22, 2018	.....at #22 Indiana		L, 64-94

<b>Record</b>	.....	13-47
<b>Home</b>	.....	7-17
<b>Away</b>	.....	2-27
<b>Neutral</b>	.....	4-3
<b>As a Top 25 team</b>	.....	6-7
<b>When not ranked</b>	.....	7-40
<b>Most consecutive wins</b>	.....	5, 2/19/69-3/19/69
<b>Against No. 1</b>	.....	1-2
<b>Against the Top 5</b>	.....	2-9
<b>Against the Top 10</b>	.....	6-20



# THE LAST TIME

**TEAM**

Won at Home .....02/06/19 vs. Kennesaw State (82-73)  
 Won on the Road .....02/13/19 @ Stetson (93-70)  
 Won on a Neutral Court ..... 11/18/18 vs. Chattanooga (74-66)  
 Scored 100 or more points ..... 12/08/18 vs. Middle Georgia State (100)  
 Allowed 100 or more points ..... 12/22/17 @ NC State (116)  
 Scored less than 50 points ..... 11/25/17 vs. Wright State (44)  
 Held an opponent to less than 50 points ..... 11/17/18 @ South Alabama (48)  
 Won by 40 or more points ..... 12/08/18 vs. Middle Georgia State (43)  
 Trailed by 15 or more points and won ..... 02/06/19 vs. Kennesaw State (16)  
 Shot 60 percent or better from the floor ..... 11/21/18 vs. Florida Memorial (60.0)  
 Shot 70 percent or better from the floor ..... 12/30/10 vs. Bethune-Cookman (72.2)  
 Made 10 or more 3-point field goals ..... 02/13/19 @ Stetson (14)  
 Had 3 or more players score 20 points ..... 01/25/17 vs. Stetson (3)  
 Had 5 or more players score 10 or more points ..... 12/04/18 @ Presbyterian (5)  
 Had 2 or more players record a double-double ..... 01/09/19 @ Kennesaw State (2)  
 Had 2 or more players record 10 or more rebounds ..... 01/09/19 @ Kennesaw State (2)  
 Had 15 steals in a game ..... 01/02/18 vs. Trinity Baptist (16)  
 Had 20 assists in a game ..... 02/13/19 @ Stetson (22)  
 Had 10 blocks in a game ..... 12/01/18 vs. South Carolina State (13)  
 Had 10 or fewer turnovers ..... 03/04/19 @ Liberty (10)  
 Scored 50 or more points off the bench ..... 11/21/18 vs. Florida Memorial (62)

**PLAYER**

Recorded a double-double ..... 02/20/19 vs. North Florida (Jace Hogan - 26 pts, 12 reb)  
 Recorded a triple-double ..... 01/09/19 @ Kennesaw State (JD Notae - 15 pts, 10 reb, 10 ast)  
 Recorded 20 pts and 20 reb ..... 01/05/05 vs. Troy (Haminn Quaintance - 26 pts, 21 reb)  
 Scored 30 or more points ..... 11/21/18 vs. Florida Memorial (JD Notae - 40)  
 Scored 40 or more points ..... 11/21/18 vs. Florida Memorial (JD Notae - 40)  
 Freshman scored 20 or more points ..... 01/19/19 @ NJIT (Tyreese Davis - 20)  
 Made 5 or more 3's ..... 03/01/19 vs. FGCU (JD Notae - 5)  
 Made 10 or more 3's ..... 01/04/17 vs. Middle Georgia State (Darius Dawkins - 13)  
 Made 15 or more FG's ..... 11/21/18 vs. Florida Memorial (JD Notae - 16)  
 Made 15 or more FT's ..... 01/29/72 vs. Saint Peter's (Ernie Fleming - 15)  
 Had 15 or more rebounds ..... 02/06/19 vs. Kennesaw State (David Bell - 15)  
 Had 20 or more rebounds ..... 01/05/05 vs. Troy (Haminn Quaintance - 21)  
 Had 25 or more rebounds ..... 12/04/93 vs. Louisiana Tech (Willie Fisher - 27)  
 Had 10 or more assists ..... 01/09/19 @ Kennesaw State (JD Notae - 10)  
 Had 5 or more blocks ..... 01/24/19 @ North Florida (Jaylyn Hinton - 5)  
 Had 10 or more blocks ..... 03/13/71 vs. Western Kentucky (Artis Gilmore - 11)  
 Hit a shot with <10 seconds left to force OT ..... 12/02/17 at Eastern Kentucky (Jace Hogan)  
 Hit a shot with <10 seconds left to win ..... 02/16/17 at Kennesaw state (Omar El Manasterly)  
 Hit a FT with <10 seconds left to force OT ..... 11/19/16 vs. FIU (Darien Fernandez)  
 Hit a FT with <10 seconds left to win ..... 01/29/18 at Stetson (JD Notae)



# SCORING RECORDS

**TOP SCORING PERFORMANCES - SINGLE GAME**

59.....	Ernie Fleming vs. St. Peter's	1/29/72
54.....	Dick Pruet vs. MacMurray	12/22/65
52.....	Roger Strickland vs. Georgia Southern	2/24/62
50.....	Roger Strickland vs. Tampa	1/26/62
50.....	Artis Gilmore vs. St. Thomas (Fl)	12/1/70
47.....	Roger Strickland vs. Miami (Fl)	1/10/62
46.....	Roger Strickland vs. Rollins	2/16/62
46.....	Artis Gilmore vs. St. Peter's	1/30/70
45.....	James Ray vs. South Florida	1/23/80
43.....	Rex Morgan vs. Fairleigh Dickinson	1/25/69
41.....	Darius Dawkins vs. Middle Georgia State	1/03/17

**500-POINT SCORING PERFORMANCES - SEASON**

1.....	Roger Strickland	783	1961-62
2.....	Artis Gilmore	742	1969-70
3.....	Ernie Fleming	682	1971-72
4.....	Ronnie Murphy	661	1986-87
5.....	Ralph Tiner	656	1963-64
6.....	Ben Smith	652	2009-10
7.....	Roger Strickland	638	1962-63
8.....	Leon Benbow	618	1973-74
9.....	Rex Morgan	613	1968-69
10.....	Kori Babineaux	594	2015-16
11.....	Dee Brown	589	1988-89
12.....	Barry Brown	582	1993-94
13.....	Artis Gilmore	570	1970-71
14.....	J.R. Holder	565	2016-17
15.....	Mike Hackett	562	1981-82
16.....	Dee Brown	561	1989-90
17.....	Rod McIntyre	553	1967-68
18.....	Artemus McClary	553	1994-95
19.....	Ricky Coleman	551	1974-75
20.....	Ben Smith	540	2008-09
21.....	Ralph Tiner	535	1964-65
22.....	John Knox	524	1996-97
23.....	Artemus McClary	518	1995-96

**1,000 POINT SCORERS**

1.....	Ralph Tiner	2,184	1962-65
2.....	Ben Smith	1,971	2007-10
3.....	Ronnie Murphy	1,937	1984-87
4.....	Artemus McClary	1,789	1993-96
5.....	Otis Smith	1,715	1983-86
6.....	Roger Strickland	1,691	1961-63
7.....	Dick Pruet	1,648	1964-67
8.....	James Ray	1,591	1977-80
9.....	Jim Kirkland	1,574	1958-61
10.....	Reggie Law	1,531	1989-92
11.....	Mike Hackett	1,508	1979-82
12.....	Dee Brown	1,503	1987-90
13.....	Leon Benbow	1,407	1972-74
14.....	Lehmon Colbert	1,460	2007-10
15.....	J.R. Holder	1,368	2013-16
16.....	Artis Gilmore	1,312	1970-71
.....	Marcus Allen	1,312	2006-09
18.....	Kevin Sheppard	1,290	2000-03
19.....	Ayron Hardy	1,233	2007-11
20.....	Keith McDougald	1,192	2010-14
21.....	Gene Martineau	1,172	1964-67
22.....	Danny Pearson	1,123	1984-87
23.....	Rex Morgan	1,122	1969-70
24.....	Ernie Fleming	1,115	1971-72
25.....	Micah Ross	1,093	1995-98
26.....	Curtis Taylor	1,091	1987-90
27.....	Harold Fox	1,077	1971-72
28.....	Kori Babineaux	1,068	2014-15
29.....	Wayne Kruer	1,052	1965-68
30.....	Barry Brown	1,049	1992-94
31.....	Maurice Rouhlac	1,004	1980-83
32.....	Marcel White	1,003	2013-16

**CAREER SCORING AVERAGE**

27.3.....	Roger Strickland	1961-63
24.3.....	Artis Gilmore	1970-71
22.0.....	Rex Morgan	1969-70
21.4.....	Ralph Tiner	1962-65
20.6.....	Ernie Fleming	1971-72
19.9.....	Harold Fox	1971-72
19.4.....	Jim Kirkland	1958-61
19.1.....	Barry Brown	1993-94
17.0.....	Ronnie Murphy	1984-87
17.0.....	Leon Benbow	1972-74

**TEAM MOST POINTS - GAME**

152.....	vs. St. Peter's	12/3/70
133.....	vs. Tampa	1/26/62
132.....	vs. St. Thomas (Fl)	12/1/70
132.....	vs. St. Peter's	11/29/72
130.....	vs. St. Thomas (Fl)	12/13/69
128.....	vs. Rollins	12/11/63
127.....	vs. East Carolina	2/22/71
124.....	vs. St. Peter's	1/30/70
124.....	vs. Miami (Fl)	1/9/71
124.....	vs. Valdosta State	2/20/71
124.....	vs. Middle Georgia State	01/03/17

**TEAM MOST POINTS - SEASON**

1.....	2,811	1969-70
2.....	2,598	1970-71
3.....	2,557	2016-17
4.....	2,532	1971-72
5.....	2,444	2015-16
6.....	2,422	1988-89
7.....	2,406	1986-87
8.....	2,405	2017-18
9.....	2,386	1973-74
10.....	2,385	2018-19


**TEAM SCORING AVERAGE - SEASON**

1.....	100.4	1969-70
2.....	99.9	1970-71
3.....	90.4	1971-72
4.....	86.3	1962-63
5.....	85.5	1960-61
6.....	85.1	1963-64
7.....	85.0	1972-73
8.....	84.8	1968-69
9.....	84.6	1961-62
10.....	80.7	1988-89



# YEAR-BY-YEAR SCORING LEADERS

YEAR	PLAYER	GAMES PLAYED	POINTS SCORED	AVERAGE
1957-58	Jim Kirkland	18	377	20.9
1958-59	Jim Kirkland	19	329	17.3
1959-60	Jim Kirkland	21	399	19.0
1960-61	Roger Strickland	12	270	22.5
1961-62	Roger Strickland	24	783	32.6
1962-63	Roger Strickland	26	638	24.5
1963-64	Ralph Tiner	26	656	25.2
1964-65	Ralph Tiner	26	535	20.6
1965-66	Dick Pruet	23	447	19.4
1966-67	Dick Pruet	22	433	19.7
1967-68	Rod McIntyre	26	553	21.2
1968-69	Rex Morgan	23	613	26.7
1969-70	Artis Gilmore	28	742	26.5
1970-71	Artis Gilmore	26	570	21.9
1971-72	Ernie Fleming	28	682	24.4
1972-73	Butch Taylor	27	475	17.6
1973-74	Leon Benbow	30	618	20.6
1974-75	Ricky Coleman	26	551	21.2
1975-76	Kent Glover	26	462	17.8
1976-77	Kent Glover	23	347	15.1
1977-78	Ron Anthony	22	426	19.4
1978-79	James Ray	30	483	16.1
1979-80	James Ray	29	498	17.2
1980-81	Mike Hackett	26	314	12.1
1981-82	Mike Hackett	27	562	20.8
1982-83	Otis Smith	29	414	14.3
1983-84	Ronnie Murphy	26	465	17.9
1984-85	Otis Smith	29	375	12.9
1985-86	Otis Smith	31	473	15.3
1986-87	Ronnie Murphy	30	661	22.0
1987-88	Troy Mundine	29	431	14.9
1988-89	Dee Brown	30	589	19.6
1989-90	Dee Brown	29	561	19.3
1990-91	Reggie Law	28	494	17.6
1991-92	Tim Burroughs	28	436	15.6
1992-93	Barry Brown	27	467	17.3
1993-94	Barry Brown	28	582	20.8
1994-95	Artemus McClary	27	553	20.5
1995-96	Artemus McClary	28	518	18.5
1996-97	John Knox	28	524	18.7
1997-98	Micah Ross	27	341	12.6
1998-99	Calvin Slaughter	27	427	15.8
1999-00	Calvin Slaughter	25	405	16.2
2000-01	Brandon Williams	28	406	14.5
	Shawn Platts	28	405	14.5
2001-02	Travis Robinson	24	336	14.0
2002-03	Calvin Warner	23	289	16.9
2003-04	H. Quaintance	28	399	14.3
2004-05	H. Quaintance	27	367	13.6
2005-06	Antonio Cool	27	415	15.4
2006-07	Jesse Kimbrough	29	405	14.0
2007-08	Ben Smith	31	491	15.8
2008-09	Ben Smith	32	540	16.9
2009-10	Ben Smith	33	652	19.8
2010-11	Ayron Hardy	32	392	12.3
2011-12	Aloys Cabell	29	358	12.3
2012-13	Keith McDougald	28	366	13.1
2013-14	Jarvis Haywood	26	431	16.6
2014-15	Kori Babineaux	32	474	14.8
2015-16	Kori Babineaux	32	594	18.6
2016-17	J.R. Holder	32	565	17.7
2017-18	Jace Hogan	27	463	17.1
2018-19	JD Notae	32	497	15.5



# FIELD GOAL RECORDS

**FIELD GOALS MADE - GAME**

24.....	Dick Pruet vs. MacMurray .....	12/22/65
22.....	Ernie Fleming vs. St. Peter's .....	1/29/72
21.....	Roger Strickland vs. Rollins .....	2/16/62
20.....	Roger Strickland vs. Tampa.....	1/26/62
20.....	Artis Gilmore vs. St. Peter's .....	1/30/70
19.....	Artis Gilmore vs. Geo. Wash.....	12/7/70
18.....	Roger Strickland vs. Miami (Fl).....	1/10/62
18.....	Roger Strickland vs. Fla. Southern .....	2/12/62
18.....	Roger Strickland vs. Georgia Southern.....	2/24/62
17.....	Roger Strickland vs. Nicholls St.....	1/8/62
17.....	Roger Strickland vs. Oglethorpe.....	3/2/62
17.....	Jace Hogan vs. Kennesaw State.....	2/26/18

**FIELD GOALS MADE - SEASON**

307.....	Artis Gilmore .....	1969-70
307.....	Roger Strickland.....	1961-62
263.....	Roger Strickland.....	1962-63
262.....	Ernie Fleming .....	1971-72
257.....	Kori Babineaux.....	2015-16
252.....	Leon Benbow.....	1973-74
246.....	Ralph Tiner.....	1963-64
243.....	Ronnie Murphy.....	1986-87
231.....	Dee Brown .....	1989-90
229.....	Artis Gilmore .....	1970-71

**FIELD GOALS MADE - CAREER**

815.....	Ralph Tiner.....	1962-65
770.....	Ronnie Murphy.....	1984-87
692.....	Artemus McClary.....	1993-96
685.....	Otis Smith .....	1983-86
677.....	Leon Benbow.....	1972-74
672.....	Roger Strickland.....	1961-63
655.....	James Ray .....	1977-80
638.....	Dick Pruet .....	1964-67
631.....	Reggie Law .....	1988-91
600.....	Mike Hackett .....	1979-82

**FIELD GOAL ATTEMPTS - GAME**

40.....	Roger Strickland vs. Miami (Fl).....	1/10/62
34.....	Roger Strickland vs. Miami (Fl).....	12/3/61
32.....	Roger Strickland vs. Tampa.....	12/4/61
32.....	Roger Strickland vs. Tampa.....	1/26/62
32.....	Ernie Fleming vs. St. Peter's .....	12/3/70
31.....	Roger Strickland vs. Ga. Southern.....	2/24/62
31.....	Roger Strickland vs. Cumberland.....	1/30/62
31.....	Dick Pruet vs. Hofstra.....	12/23/66
29.....	Kori Babineaux at North Florida.....	1/09/16

**FG ATTEMPTS - SEASON**

644.....	Roger Strickland.....	1961-62
568.....	Roger Strickland.....	1962-63
549.....	Kori Babineaux.....	2015-16
529.....	Artis Gilmore .....	1969-70
521.....	Ronnie Murphy.....	1986-87
509.....	Leon Benbow.....	1973-74
477.....	Harold Fox .....	1971-72
466.....	Dee Brown .....	1989-90
460.....	Ernie Fleming .....	1971-72
458.....	Ben Smith .....	2009-10

**FG ATTEMPTS - CAREER**

1,699.....	Ronnie Murphy.....	1984-87
1,464.....	Ralph Tiner.....	1962-65
1,437.....	Otis Smith .....	1983-86
1,407.....	Ben Smith .....	2007-10
1,407.....	Roger Strickland.....	1961-63
1,360.....	Ben Smith .....	2006-09
1,325.....	Dick Pruet .....	1964-67
1,309.....	Artemus McClary.....	1993-96
1,235.....	Reggie Law .....	1988-91
1,217.....	Dee Brown .....	1987-90
1,216.....	Leon Benbow.....	1972-74

**FG PERCENTAGE - GAME**

11-11 .....	Jure Lozancic at Troy .....	12/17/03
10-10 .....	Rex Morgan vs. Kentucky .....	3/14/70
10-10 .....	Carlos Bermudez vs. Samford .....	11/29/74
9-9 .....	Pembroke Burrows vs. St. Thomas (Fl) .....	12/1/70
9-9 .....	Ronnie Murphy vs. Bethune Cook.....	1/2/86
8-8 .....	James Ray vs. UNC-Charlotte .....	1/28/78
8-8 .....	Linwood Davis vs. Eckerd .....	11/27/82
7-7 .....	Mario Brown vs. Mercer .....	2/17/06
7-7 .....	Cricket Williams vs. So. Ala.....	12/13/78
24-26 (.923) .....	Dick Pruet vs. MacM.....	12/22/65
12-13 (.923) .....	Rex Morgan vs. Virgin Islands .....	1/16/70

**FG PERCENTAGE - SEASON**

.670.....	Pembroke Burrows .....	1970-71
.661.....	Jalyn Hinton .....	2017-18
.623.....	Pembroke Burrows .....	1969-70
.613.....	Willie McDuffie.....	1985-86
.610.....	Butch Taylor .....	1972-73
.609.....	Sean Byrd .....	1987-88
.606.....	Ayron Hardy .....	2008-09
.605.....	Ralph Tiner.....	1962-63
.592.....	Willie McDuffie .....	1986-87
.591.....	Rod McIntyre .....	1968-69
.589.....	Jalyn Hinton .....	2018-19

**FG PERCENTAGE - CAREER**

.646.....	Pembroke Burrows .....	1970-71
.626.....	Jalyn Hinton .....	2017-19
.613.....	Willie McDuffie .....	1985-87
.610.....	Butch Taylor .....	1973-74
.579.....	Mario Brown .....	2004-06
.574.....	Artis Gilmore .....	1970-71
.571.....	Ernie Fleming .....	1971-72
.557.....	Ralph Tiner .....	1962-65
.556.....	Abe Steward .....	1972-73
.549.....	Mike Hackett .....	1979-82
.548.....	Calvin Slaughter .....	1999-00

**FG MADE - GAME**

65 .....	vs. St. Peter's .....	12/3/70
56 .....	vs. Rollins.....	12/11/63
53 .....	vs. Valdosta State.....	1/14/58
53 .....	vs. Miami (Fl) .....	1/9/71
52 .....	vs. St. Thomas (Fl).....	12/13/69
51 .....	vs. St. Peter's .....	1/29/72
50 .....	eight times, last vs. Cent. Conn. State.....	3/2/87

**FG MADE - SEASON**

1.....	1,118 .....	1969-70
2.....	1,018 .....	1973-74
3.....	1,007 .....	1970-71
4.....	952 .....	1971-72
5.....	934 .....	1972-73
6.....	904 .....	1988-89
7.....	889 .....	2018-19
8.....	897 .....	2017-18
9.....	885 .....	1989-90
10.....	884 .....	1977-78

**FG ATTEMPTS - GAME**

126 .....	vs. St. Peter's .....	12/3/70
99 .....	vs. Ga. Southern .....	1/17/62
97 .....	vs. Rollins.....	12/11/63
96 .....	vs. Hawaii.....	1/2/70
94.....	vs. St. Thomas (Fl).....	12/13/69
93.....	vs. Miami (Fl) .....	1/16/65
93.....	vs. Houston.....	2/28/72
92.....	vs. Harvard.....	12/22/69
92 .....	vs. St. Peter's .....	1/29/72
91 .....	vs. Geo. Washington .....	12/7/70

# FIELD GOAL RECORDS

## FG ATTEMPTS - SEASON

1.....	2,156	1973-74
2.....	2,137	1969-70
3.....	2,008	1970-71
4.....	1,993	2017-18
5.....	1,985	2015-16
6.....	1,970	1971-72
7.....	1,953	2018-19
8.....	1,915	2009-10
9.....	1,885	2016-17
10.....	1,879	1988-89

## FG PERCENTAGE - GAME

.796	vs. Valdosta State (39-49)	12/13/57
.714	vs. Miami (50-70)	1/10/70
.674	vs. Florida State (31-46)	2/3/79
.651	vs. Kennesaw State (28-43)	1/1/14
.650	vs. Stetson (39-60)	2/15/82
.649	vs. Troy (37-57)	2/5/00
.646	vs. Old Dominion (31-48)	1/9/88
.641	vs. MacMurray (50-78)	12/22/65
.632	vs. Columbia (31-49)	12/1/84
.631	vs. Bethune-Cookman (41-65)	1/2/86

## FG PERCENTAGE - SEASON

.542	(1,077-2,008)	1970-71
.524	(1,118-2,137)	1969-70
.501	(934-1,866)	1972-73
.497	(884-1,777)	1977-78
.494	(835-1,691)	1978-79
.490	(730-1,491)	1968-69
.487	(704-1,447)	1965-66
.483	(883-1,724)	1985-86
.481	(904-1,879)	1988-89
.479	(885-1,846)	1989-90

## YEAR-BY-YEAR FIELD GOAL PERCENTAGE LEADERS

Year	Player	Games Played	FG Pct.
1961-62	Ralph Tiner	24	.561
1962-63	Ralph Tiner	26	.605
1963-64	Ralph Tiner	26	.584
1964-65	Ralph Tiner	26	.486
1965-66	Wayne Kruer	23	.543
1966-67	Wayne Kruer	24	.508
1967-68	Rod McIntyre	26	.564
1968-69	Rod McIntyre	22	.591
1969-70	Pembrook Burrows	28	.622
1970-71	Pembrook Burrows	26	.670
1971-72	Ernie Fleming	28	.570
1972-73	Butch Taylor	27	.610
1973-74	Butch Taylor	30	.540
1974-75	Carlos Bermudez	26	.569
1975-76	Marvin Lloyd	25	.510
1976-77	Felton Young	29	.533
1977-78	James Ray	23	.572
1978-79	James Ray	30	.579
1979-80	Steve Tutson	29	.551
1980-81	Mike Hackett	26	.500
1981-82	Mike Hackett	27	.569
1982-83	Linwood Davis	28	.527
1983-84	Andrew Hinton	28	.497
1984-85	Willie McDuffie	29	.563
1985-86	Willie McDuffie	31	.613
1986-87	Willie McDuffie	30	.592
1987-88	Sean Byrd	28	.609
1988-89	Reggie Law	30	.534
1989-90	Chris Capers	29	.551
1990-91	Tim Burroughs	27	.539
1991-92	Tim Burroughs	28	.502
1992-93	Artemus McClary	27	.524
1993-94	Artemus McClary	28	.538
1994-95	Artemus McClary	27	.547
1995-96	Aaron Fox	28	.527
1996-97	Micah Ross	28	.488
1997-98	Micah Ross	27	.587
1998-99	Calvin Slaughter	27	.559
1999-00	Jeremy Davis	25	.556
2000-01	Shawn Platts	28	.555
2001-02	Tabari Brown	27	.570
2002-03	Calvin Warner	23	.536
2003-04	Haminn Quaintance	28	.532
2004-05	Haminn Quaintance	27	.512
2005-06	Mario Brown	26	.560
2006-07	Tyrone Curnell	27	.529
2007-08	Marcus Allen	30	.558
2008-09	Ayron Hardy	32	.606
2009-10	Ayron Hardy	33	.506
2010-11	Ayron Hardy	32	.530
2011-12	Glenn Powell	30	.549
2012-13	Glenn Powell	32	.525
2013-14	Jarvis Haywood	26	.509
2014-15	Kori Babineaux	32	.487
2015-16	Demontrez Austin	25	.528
2016-17	Omar El Manasterly	32	.540
2017-18	Jalyn Hinton	32	.661
2018-19	Jalyn Hinton	32	.589



# 3-POINT FIELD GOAL RECORDS

**3-POINT FIELD GOALS MADE - GAME**

13.....	Darius Dawkins vs Middle Ga. St.....	1/03/17
10.....	John Knox vs. UALR.....	2/17/97
9.....	John Knox vs. Arkansas State.....	2/28/97
8.....	John Knox vs. Arkansas State.....	11/30/96
8.....	Ben Smith at Georgia Tech.....	11/28/08
8.....	Tanner Rubio vs. Stetson.....	1/25/17
7.....	8x (last Josh Adeyeye vs. Lipscomb).....	1/16/16

**3-POINT FG MADE - SEASON**

98.....	John Knox.....	1996-97
83.....	Kelly McKinnon.....	1991-92
82.....	Marcel White.....	2015-16
81.....	Ben Smith.....	2009-10
78.....	Jerome Malloy.....	1995-96
76.....	John Knox.....	1995-96
74.....	Brandon Williams.....	1999-00
72.....	Jerome Malloy.....	1994-95
70.....	Darius Dawkins.....	2015-16
69.....	Ronnie Murphy.....	1986-87
69.....	Travis Robinson.....	2001-02

**3-POINT FG MADE - CAREER**

235.....	John Knox.....	1995-97
220.....	Ben Smith.....	2006-10
159.....	Marcel White.....	2014-17
156.....	Kevin Sheppard.....	1999-03
152.....	Keith McDougald.....	2010-14
150.....	Jerome Malloy.....	1994-96
147.....	Tanner Rubio.....	2016-19
140.....	Brandon Williams.....	2000-01
132.....	Nate Burrell.....	1991-94
132.....	James Daniels.....	1999-03
120.....	Evan Jefferson.....	2005-09

**3-POINT FG ATTEMPTS - GAME**

17.....	John Knox vs. Fordham.....	12/28/96
17.....	John Knox vs. UALR.....	2/17/97
17.....	Darius Dawkins vs. Middle Ga. St.....	1/03/17
16.....	Travis Robinson at Troy.....	1/28/02
15.....	John Knox vs. Arkansas St.....	11/30/96
14.....	9x (last JD Notae vs. FGCU).....	3/1/19

**3-PT FG ATTEMPTS - SEASON**

258.....	John Knox.....	1996-98
226.....	Ben Smith.....	2009-10
208.....	Marcel White.....	2015-16
204.....	Jerome Malloy.....	1995-96
194.....	JD Notae.....	2018-19
188.....	Travis Robinson.....	2001-02
187.....	Tanner Rubio.....	2017-18
183.....	Brandon Williams.....	1999-00
181.....	David Lee.....	2003-04
179.....	Brandon Williams.....	2000-01
178.....	Cody Helgeland.....	2017-18

**3-PT FG ATTEMPTS - CAREER**

625.....	Ben Smith.....	2006-10
592.....	John Knox.....	1996-98
461.....	Keith McDougald.....	2010-14
459.....	Kevin Sheppard.....	1999-03
423.....	James Daniels.....	1999-03
402.....	Marcel White.....	2014-17
399.....	Tanner Rubio.....	2016-19
381.....	Jerome Malloy.....	1995-96
362.....	Brandon Williams.....	2000-01
328.....	Evan Jefferson.....	2005-09
314.....	Nate Burrell.....	1991-94
314.....	Barry Brown.....	1993-94

**3-POINT FG PCT. - GAME (Min. 5 made)**

1.000.....	James Daniels at Florida Atlantic (5-5).....	1/2/02
.857.....	Danny Pearson vs. ODU (6-7).....	1/17/87
.857.....	Darius Dawkins vs. Navy (6-7).....	11/28/15
.857.....	David Lee at Florida Atlantic (6-7).....	1/11/05
.857.....	Marcel White at North Florida (6-7).....	2/27/17
.833.....	John Malloy vs. Western Ky. (5-6).....	1/26/95
.833.....	Calvin Warner at Texas (5-6).....	12/15/01
.833.....	JD Notae vs. Florida Memorial (5-6).....	11/21/18
.818.....	John Knox vs. Arkansas St. (9-11).....	2/28/97
.765.....	Darius Dawkins vs. Middle Ga. St. (13-17).....	1/03/17
.750.....	Darius Dawkins vs. Trinity Baptist (6-8).....	1/05/16
.750.....	Kelly McKinnon vs. FSU (6-8).....	11/26/91

**3-PT FG PCT. - SEASON**

.574.....	Kelly McKinnon.....	1990-91
.510.....	Danny Pearson.....	1986-87
.500.....	Darius Dawkins.....	2015-16
.496.....	Tanner Rubio.....	2016-17
.476.....	Ronnie Murphy.....	1986-87
.469.....	Kelly McKinnon.....	1991-92
.467.....	Shawn Platts.....	2000-01
.460.....	Pat Laguerre.....	1988-89
.461.....	Nate Burrell.....	1993-94
.439.....	John Knox.....	1995-96

**3-PT FG PCT. - CAREER**

.510.....	Danny Pearson.....	1985-87
.490.....	Kelly McKinnon.....	1991-92
.489.....	Tanner Rubio.....	2017-Present
.476.....	Ronnie Murphy.....	1984-87
.458.....	Darius Dawkins.....	2015-17
.429.....	Shawn Platts.....	1999-01
.426.....	Pat Laguerre.....	1986-89
.421.....	Nate Burrell.....	1991-94
.397.....	John Knox.....	1996-98
.396.....	Marcel White.....	2014-2017



# 3-POINT FIELD GOAL RECORDS

## 3-PT FG MADE - GAME

21	..... Middle Georgia State.....	1/03/17
18	..... Stetson .....	1/25/17
17	..... Florida Memorial.....	11/21/18
16	..... Trinity Baptist.....	11/23/16
15	..... two times, last vs Trinity Baptist.....	1/05/16
14	..... NJIT.....	2/11/17
14	..... at Stetson .....	2/13/19
13	..... Four times, last vs. USC Upstate.....	2/09/2017
12	..... Eight times, last vs Middle Georgia State.....	12/8/18

## 3-POINT FG MADE - SEASON

1	.....	327	.....	2016-17
2	.....	278	.....	2015-16
3	.....	213	.....	2018-19
4	.....	203	.....	2014-15
5	.....	202	.....	2017-18
6	.....	201	.....	2008-09
7	.....	200	.....	2001-02
8	.....	192	.....	2003-04
9	.....	188	.....	2013-14
	.....	188	.....	1986-87
11	.....	183	.....	1991-92

## 3-POINT FG ATTEMPTS - GAME

37	..... Trinity Baptist.....	11/23/16
36	..... USC Upstate.....	2/09/17
35	..... at FGCU.....	1/28/17
34	..... Middle Georgia State.....	1/03/17
34	..... at Troy.....	12/17/03
32	..... at Troy.....	1/28/02
31	..... vs. Washington.....	12/23/91
31	..... vs. Troy .....	1/19/02
31	..... at Illinois State.....	12/18/02
31	..... vs. Trinity Baptist .....	1/5/16
31	..... at FGCU.....	2/2/19
30	..... four times, last at UAB.....	11/10/17

## 3-PT FG ATTEMPTS - SEASON

1	.....	812	.....	2016-17
2	.....	715	.....	2015-16
3	.....	645	.....	2018-19
4	.....	629	.....	2001-02
5	.....	601	.....	2017-18
6	.....	574	.....	2008-09
7	.....	566	.....	2014-15
8	.....	554	.....	2003-04
9	.....	553	.....	2013-14
10	.....	546	.....	2006-07

## 3-PT FG PCT. - GAME

.750	..... vs. Savannah State (6-8) .....	12/6/03
.727	..... vs. UNC-Charlotte (8-11) .....	1/23/87
.667	..... vs. SW Louisiana (10-15).....	2/22/96
.667	..... vs. Va. Commonwealth (6-9) .....	2/7/87
.667	..... vs. UAB (6-9).....	2/18/89
.654	..... vs. Florida Memorial (17-26) .....	11/21/18
.643	..... vs. Arkansas State (9-14).....	2/28/97
.636	..... vs. Oklahoma State (7-11).....	12/6/86
.632	..... vs. Stetson (12-19).....	11/27/93
.632	..... at Florida Gulf Coast (12-19).....	2/28/08

## 3-POINT FG PCT. - SEASON

.456	..... (188-412) .....	1986-87
.405	..... (119-294) .....	1988-89
.403	..... (327-812) .....	2016-17
.389	..... (278-715) .....	2015-16
.385	..... (167-434) .....	1995-96
.382	..... (166-435) .....	1993-94
.364	..... (175-481) .....	2000-01
.361	..... (164-454) .....	2004-05
.359	..... (203-566) .....	2014-15
.358	..... (143-400) .....	1994-95


## YEAR-BY-YEAR 3-POINT FG LEADERS

### 3-POINT FG PCT. - SEASON

Year	Player	G	Pct.
1982-83	Maurice Roulhac	28	.320
1986-87	Danny Pearson	30	.510
1987-88	Troy Mundine	29	.337
1988-89	Pat Laguerre	30	.460
1989-90	Dee Brown	29	.375
1990-91	Kelly McKinnon	19	.574
1991-92	Kelly McKinnon	29	.469
1992-93	Nate Burrell	26	.389
1993-94	Nate Burrell	27	.461
1994-95	Jerome Malloy	25	.407
1995-96	John Knox	28	.439
1996-97	John Knox	28	.380
1997-98	John Knox	24	.379
1998-99	Shawn Platts	26	.385
1999-00	Shawn Platts	22	.404
	Brandon Williams	27	.404
2000-01	Shawn Platts	28	.467
2001-02	Travis Robinson	24	.367
2002-03	Kevin Sheppard	29	.341
2003-04	Jarred Stockton	28	.407
2004-05	Antonio Cool	29	.405
2005-06	Marcus Allen	27	.442
2006-07	Jesse Kimbrough	29	.409
2007-08	Ben Smith	31	.370
2008-09	Ayron Hardy	32	.429
2009-10	Ben Smith	33	.358
2010-11	Travis Cohn	31	.369
2011-12	Aloys Cabell	29	.408
2012-13	Keith McDougald	28	.363
2013-14	Jarvis Haywood	26	.413
2014-15	Shea Jones	18	.524
2015-16	Darius Dawkins	19	.500
2016-17	Tanner Rubio	28	.496
2017-18	JD Notae	28	.405
2018-19	Derrick Flowers	25	.423

### 3-POINT FG MADE - SEASON

Year	Player	G	3FGM
1982-83	Maurice Roulhac	28	24
1986-87	Ronnie Murphy	30	69
1987-88	Troy Mundine	29	29
1988-89	Pat Laguerre	30	58
1989-90	Dee Brown	29	30
1990-91	Kelly McKinnon	19	27
1991-92	Kelly McKinnon	29	83
1992-93	Barry Brown	27	48
1993-94	Nate Burrell	27	63
1994-95	Jerome Malloy	25	72
1995-96	John Knox	28	78
1996-97	John Knox	28	98
1997-98	John Knox	24	61
1998-99	Ivin Gunder	26	50
1999-00	Brandon Williams	27	74
2000-01	Brandon Williams	28	66
2001-02	Travis Robinson	24	69
2002-03	James Daniels	29	55
2003-04	David Lee	28	60
2004-05	Antonio Cool	29	47
2005-06	Antonio Cool	27	55
2006-07	Jesse Kimbrough	29	36
2007-08	Ben Smith	31	47
2008-09	Ben Smith	32	66
2009-10	Ben Smith	33	81
2010-11	Keith McDougald	31	45
2011-12	Aloys Cabell	29	42
2012-13	Dylan Fritsch	26	59
2013-14	Vince Martin	30	40
2014-15	Josh Adeyeye	32	60
2015-16	Marcel White	32	82
2016-17	Tanner Rubio	28	64
2017-18	Cody Helgeland	33	62
2018-19	JD Notae	32	62



# FREE THROW RECORDS

**FREE THROWS MADE - GAME**

18.....	Artis Gilmore vs. St. Thomas (Fl).....	12/1/70
17.....	Rod McIntyre vs. Stetson.....	12/12/67
17.....	Rex Morgan vs. Fairleigh Dickinson.....	1/25/69
16.....	Pete Fannon vs. Rollins.....	2/1/58
16.....	Roger Strickland vs. Georgia Southern.....	2/24/62
15.....	Wayne Kruer vs. Stetson.....	12/7/66
15.....	Rex Morgan vs. Florida State.....	12/7/68
15.....	Ernie Fleming vs. St. Peter's.....	1/29/72
14.....	Jim Kirkland vs. St. Michael's.....	12/13/60
14.....	Ralph Tiner vs. Tennessee Tech.....	12/31/64
14.....	Ben Smith vs. Savannah State.....	11/11/08
14.....	Ben Smith at Mercer.....	2/20/10
14.....	Ben Smith vs. North Florida.....	3/3/10

**FREE THROWS MADE - SEASON**

215.....	Rex Morgan.....	1968-69
209.....	Rod McIntyre.....	1967-68
197.....	Ben Smith.....	2009-10
185.....	Ben Smith.....	2007-08
169.....	Roger Strickland.....	1961-62
164.....	Ralph Tiner.....	1963-64
164.....	Harold Fox.....	1971-72
158.....	Ernie Fleming.....	1971-72
153.....	Ralph Tiner.....	1962-63
138.....	Ben Smith.....	2008-09

**FREE THROWS MADE - CAREER**

609.....	Ben Smith.....	2006-10
554.....	Ralph Tiner.....	1962-65
401.....	Artemus McClary.....	1993-96
378.....	Jim Kirkland.....	1958-61
372.....	Dick Pruet.....	1964-67
347.....	Roger Strickland.....	1961-63
344.....	Rex Morgan.....	1969-70
.....	J.R. Holder.....	2014-17
343.....	Otis Smith.....	1983-86
330.....	Rod McIntyre.....	1968-70

**FT ATTEMPTS - GAME**

26.....	Artis Gilmore vs. St. Thomas (Fl).....	12/1/70
23.....	Rex Morgan vs. Fairleigh Dickinson.....	1/25/69
21.....	Rod McIntyre vs. Wilmington.....	12/4/67
19.....	Ralph Tiner vs. Tennessee Tech.....	12/31/64
19.....	Mike Hackett vs. UNC-Charlotte.....	1/13/82
19.....	Micah Ross vs. Arizona St.....	11/22/96
18.....	Roger Strickland vs. Georgia Southern.....	2/24/62
18.....	Ralph Tiner vs. Kentucky Wesleyan.....	2/2/63
18.....	Rod McIntyre vs. Stetson.....	12/12/67
18.....	Rod McIntyre vs. Richmond.....	12/18/67
18.....	Ben Smith vs. North Florida.....	3/3/10

**FT ATTEMPTS - SEASON**

293.....	Rod McIntyre.....	1967-68
276.....	Rex Morgan.....	1968-69
226.....	Ben Smith.....	2009-10
225.....	Ralph Tiner.....	1962-63
224.....	Artemus McClary.....	1995-96
224.....	Ben Smith.....	2007-08
220.....	Ralph Tiner.....	1963-64
212.....	Mike Hackett.....	1981-82
212.....	Micah Ross.....	1996-97
210.....	Ernie Fleming.....	1971-72

**FT ATTEMPTS - CAREER**

787.....	Ralph Tiner.....	1962-65
754.....	Ben Smith.....	2006-10
685.....	Artemus McClary.....	1993-96
511.....	Mike Hackett.....	1979-82
501.....	J.R. Holder.....	2014-17
470.....	Otis Smith.....	1983-86
457.....	Rod McIntyre.....	1968-70
452.....	Rex Morgan.....	1969-70
448.....	Lehmon Colbert.....	2006-10
443.....	Ronnie Murphy.....	1984-87

**FREE THROW PCT. - GAME**

1.000.....	14 Times (10-10 or better):	
16-16.....	Pete Fannon vs. Rollins.....	2/1/58
13-13.....	Ed Johnson vs. Southern Miss.....	1/26/65
13-13.....	Wayne Kruer vs. Georgia Tech.....	2/12/68
12-12.....	Ronnie Murphy vs. UNC-Charlotte.....	1/18/86
12-12.....	Danny Pearson vs. George Wash.....	12/29/86
11-11.....	Keith McDougald vs. USC Upstate.....	2/22/14
11-11.....	Aubrey Conerly at Coastal Carolina.....	12/11/05
11-11.....	Roger Strickland vs. Miami.....	12/3/61
11-11.....	Tommy Sweat vs. W. Carey.....	2/2/62
10-10.....	Roger Strickland vs. Tampa.....	1/26/62
10-10.....	Curtis Taylor vs. FSU.....	1/8/90
10-10.....	Artemus McClary vs. FAU.....	2/10/95
10-10.....	Ben Smith at North Florida.....	1/18/10
10-10.....	Delwan Graham vs. North Florida.....	2/8/11

**FT PCT. - SEASON (75 attempts minimum)**

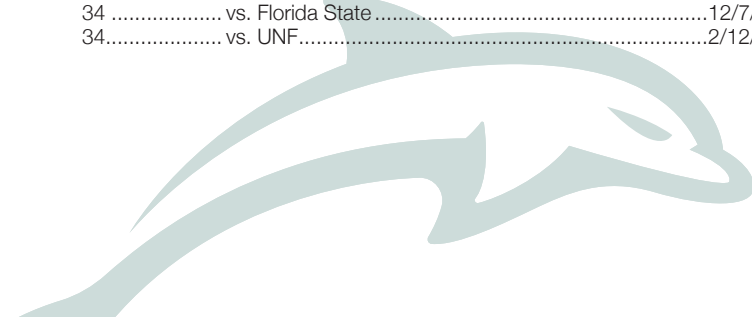
.909.....	Cricket Williams.....	1977-78
.900.....	Vaughn Wedeking.....	1968-69
.881.....	John Knox.....	1995-96
.880.....	Roger Strickland.....	1960-61
.875.....	Henry Williams.....	1972-73
.870.....	Jerome Malloy.....	1994-95
.866.....	John Knox.....	1997-98
.859.....	Phil Parisi.....	1976-77
.859.....	Ed Johnson.....	1964-65
.859.....	Kent Glover.....	1971-72

**FT PERCENTAGE - CAREER (150 attempts minimum)**

.861.....	John Knox.....	1996-98
.853.....	Kent Glover.....	1976-77
.825.....	Curtis Taylor.....	1988-90
.820.....	Roger Strickland.....	1961-63
.815.....	Jerome Malloy.....	1995-96
.808.....	Ben Smith.....	2006-10
.803.....	Danny Pearson.....	1985-87
.798.....	Pat Laguerre.....	1986-89
.796.....	Chip Dublin.....	1969-71
.788.....	Cricket Williams.....	1976-79

**FT MADE - GAME**

38.....	vs. St. Thomas (Fl).....	12/1/70
37.....	vs. South Carolina State.....	11/25/06
37.....	vs. St. Bonaventure.....	3/19/70
37.....	vs. Bethune-Cookman.....	12/19/91
36.....	vs. Southern Mississippi.....	12/2/88
36.....	vs. Va. Commonwealth.....	3/4/89
35.....	vs. North Texas State.....	12/30/71
35.....	vs. Arkansas-Little Rock.....	1/26/94
34.....	vs. St. Michael's.....	12/13/60
34.....	vs. William Carey.....	2/2/62
34.....	vs. Florida State.....	12/7/68
34.....	vs. UNF.....	2/12/09



# FREE THROW RECORDS

## FT MADE - SEASON

1.....	628.....	1971-72
2.....	575.....	1969-70
3.....	574.....	1968-69
4.....	553.....	2007-08
5.....	531.....	2013-14
6.....	522.....	2009-10
7.....	519.....	1963-64
8.....	513.....	1967-68
9.....	495.....	1988-89
10.....	491.....	1964-65

## FT ATTEMPTS - GAME

54.....	vs. Southern Mississippi.....	12/2/88
50.....	vs. St. Michael's.....	12/13/60
49.....	vs. Stetson.....	1/3/08
48.....	vs. St. Thomas (Fl).....	12/1/70
48.....	vs. North Texas State.....	12/30/71
48.....	vs. Va. Commonwealth.....	3/4/89
47.....	vs. Western Kentucky.....	2/27/93
47.....	vs. Arkansas State.....	1/9/95
46.....	vs. St. Peter's.....	1/27/61
46.....	vs. Bethune-Cookman.....	12/19/91
46.....	vs. Arkansas-Little Rock.....	2/24/96

## FT ATTEMPTS - SEASON

1.....	872.....	1971-72
2.....	842.....	1969-70
3.....	752.....	2007-08
4.....	749.....	2013-14
.....	749.....	2008-09
.....	749.....	1995-96
7.....	739.....	2009-10
8.....	737.....	1963-64
9.....	734.....	1967-68
10.....	733.....	1968-69
.....	733.....	1993-94

## FT PERCENTAGE - GAME (Minimum 15 attempts)

1.000.....	vs. UAB (20-20).....	2/18/89
1.000.....	vs. Stetson (15-15).....	2/23/63
1.000.....	vs. Florida Memorial (15-15).....	12/02/15
.950.....	vs. Auburn (19-20).....	12/11/65
.950.....	vs. South Alabama (19-20).....	2/21/85
.944.....	vs. Western Kentucky (17-18).....	2/11/93
.944.....	vs. Truett-McConnell.....	12/20/14
.941.....	at Florida (16-17).....	12/03/07
.933.....	at USC Upstate (14-15).....	1/27/08
.923.....	vs. Stetson (24-26).....	12/09/65

## FT PERCENTAGE - SEASON

.780.....	(574-733).....	1968-69
.779.....	(426-547).....	1972-73
.745.....	(495-664).....	1988-89
.736.....	(474-644).....	2016-17
.735.....	(553-752).....	2007-08
.728.....	(438-601).....	1965-66
.724.....	(417-576).....	1978-79
.724.....	(458-633).....	1986-87
.723.....	(628-872).....	1971-72
.717.....	(379-528).....	1977-78

## YEAR-BY-YEAR FT PCT LEADERS

Year.....	Player.....	G.....	Pct.....
1961-62.....	Roger Strickland.....	24.....	.809
1962-63.....	Roger Strickland.....	26.....	.806
1963-64.....	Dick Pruet.....	26.....	.759
1964-65.....	Ed Johnson.....	26.....	.859
1965-66.....	Wayne Kruer.....	23.....	.832
1966-67.....	Wayne Kruer.....	24.....	.811
1967-68.....	Tom Erney.....	25.....	.800
1968-69.....	Vaughn Wedeking.....	24.....	.900
1969-70.....	Chip Dublin.....	28.....	.776
1970-71.....	Chip Dublin.....	26.....	.849
1971-72.....	Harold Fox.....	28.....	.815
1972-73.....	Henry Williams.....	27.....	.875
1973-74.....	Leon Benbow.....	30.....	.765
1974-75.....	Ricky Coleman.....	26.....	.838
1975-76.....	Kent Glover.....	26.....	.850
1976-77.....	Kent Glover.....	23.....	.859
.....	Phil Parisi.....	23.....	.859
1977-78.....	Cricket Williams.....	28.....	.909
1978-79.....	Cricket Williams.....	30.....	.764
1979-80.....	Maurice Roulhac.....	28.....	.846
1980-81.....	Maurice Roulhac.....	26.....	.707
1981-82.....	Maurice Roulhac.....	21.....	.818
1982-83.....	Maurice Roulhac.....	28.....	.703
1983-84.....	Andrew Hinton.....	28.....	.831
1984-85.....	Cleveland Williams.....	27.....	.796
1985-86.....	Danny Pearson.....	31.....	.817
1986-87.....	Danny Pearson.....	30.....	.857
1987-88.....	Dee Brown.....	28.....	.818
1988-89.....	Curtis Taylor.....	30.....	.850
1989-90.....	Curtis Taylor.....	29.....	.833
1990-91.....	Tim Burroughs.....	27.....	.615
1991-92.....	Kelly McKinnon.....	28.....	.785
1992-93.....	Kent Shafer.....	27.....	.706
1993-94.....	Terrell Johnson.....	27.....	.744
1994-95.....	Jerome Malloy.....	25.....	.870
1995-96.....	John Knox.....	28.....	.881
1996-97.....	Josh Krieger.....	25.....	.870
1997-98.....	John Knox.....	24.....	.866
1998-99.....	Ivin Gunder.....	26.....	.826
1999-00.....	Brandon Williams.....	27.....	.778
2000-01.....	Brandon Williams.....	28.....	.835
.....	Shawn Platts.....	28.....	.835
2001-02.....	Kevin Sheppard.....	29.....	.747
2002-03.....	Kevin Sheppard.....	29.....	.765
2003-04.....	David Lee.....	28.....	.798
2004-05.....	Aubrey Conerly.....	28.....	.786
2005-06.....	Aubrey Conerly.....	27.....	.838
2006-07.....	Ben Smith.....	29.....	.824
2007-08.....	Ben Smith.....	31.....	.848
2008-09.....	Aric Brooks.....	32.....	.859
2009-10.....	Travis Cohn.....	33.....	.821
2010-11.....	Ayron Hardy.....	32.....	.791
2011-12.....	Keith McDougald.....	19.....	.774
2012-13.....	Russell Powell.....	32.....	.780
2013-14.....	Sam Hunt.....	30.....	.854
2014-15.....	Andris Misters.....	32.....	.813
2015-16.....	Marcel White.....	32.....	.727
2016-17.....	Cody Helgeland.....	29.....	.905
2017-18.....	Devin Harris.....	29.....	.737
2018-19.....	JD Notae.....	32.....	.730



# REBOUND RECORDS

**REBOUNDS - GAME**

34.....	Artis Gilmore vs. St. Peter's .....	12/3/70
32.....	Artis Gilmore vs. Mercer .....	12/9/69
30.....	Artis Gilmore vs. St. Thomas (Fl).....	12/13/69
30.....	Artis Gilmore vs. St. Peter's .....	1/30/70
29.....	Artis Gilmore vs. Richmond .....	1/9/70
29.....	Artis Gilmore vs. St. Thomas (Fl).....	12/1/70
29.....	Artis Gilmore vs. George Washington .....	12/7/70
28.....	Artis Gilmore vs. Hawaii .....	1/2/70
28.....	Artis Gilmore vs. Florida State.....	1/27/71
28.....	Artis Gilmore vs. Loyola (La.) .....	2/8/71
28.....	Artis Gilmore vs. East Carolina.....	2/22/71

**REBOUNDS - SEASON**

621.....	Artis Gilmore .....	1970-71
603.....	Artis Gilmore .....	1969-70
370.....	Tim Burroughs .....	1991-92
364.....	Butch Taylor .....	1973-74
350.....	Tim Burroughs .....	1990-91
327.....	Butch Taylor .....	1972-73
314.....	Abe Steward .....	1971-72
304.....	Mike Hackett.....	1981-82
283.....	Rod McIntyre.....	1967-68
280.....	Roger Strickland.....	1962-63

**REBOUNDS - CAREER**

1,224.....	Artis Gilmore .....	1970-71
950.....	Dick Pruet .....	1964-67
939.....	Gene Martineau.....	1964-67
911.....	Otis Smith .....	1983-86
883.....	Artemus McClary.....	1993-96
862.....	Mike Hackett.....	1979-82
808.....	Marcus Allen .....	2006-09
793.....	James Ray .....	1977-80
747.....	James Kirkland.....	1958-61

**REBOUND AVERAGE - CAREER**

22.7*	Artis Gilmore .....	1970-71
13.1.....	Tim Burroughs .....	1991-92
12.1.....	Butch Taylor .....	1973-74
10.9.....	Roger Strickland.....	1961-63
10.3.....	Rod McIntyre.....	1968-70
10.0.....	Abe Steward .....	1972-73
9.8.....	Dick Pruet .....	1964-67
9.3.....	Gene Martineau.....	1964-67
9.2.....	James Kirkland.....	1958-61
8.5.....	Mike Hackett .....	1979-82

\*NCAA Record

**REBOUNDS - GAME**

82 .....	vs. St. Peter's .....	12/3/70
79 .....	vs. Harvard .....	12/22/69
76 .....	vs. Mercer .....	12/9/69
73 .....	vs. Tampa .....	1/13/64
71 .....	vs. Rollins.....	2/5/65
70 .....	vs. Hawaii.....	1/2/70
66 .....	vs. Rollins.....	2/19/65
66 .....	vs. Miami (Fl).....	1/9/71
65 .....	vs. Harvard.....	12/22/69
65 .....	vs. Columbia.....	12/21/73

**REBOUNDS - SEASON**

1.....	1,561 .....	1969-70
2.....	1,443 .....	1970-71
3.....	1,362 .....	1973-74
4.....	1,298 .....	1963-64
5.....	1,250 .....	1991-92
6.....	1,230 .....	2009-10
7.....	1,223 .....	1972-73
8.....	1,220 .....	1962-63
9.....	1,218 .....	2015-16
10.....	1,203 .....	1971-72

**REBOUND AVERAGE - SEASON**

1.....	55.8 .....	1969-70
2.....	55.1 .....	1970-71
3.....	49.9 .....	1963-64
4.....	46.9 .....	1962-63
5.....	45.6 .....	1964-65
6.....	45.4 .....	1973-74
7.....	45.3 .....	1972-73
8.....	44.3 .....	1974-75
9.....	43.8 .....	1965-66
10.....	43.1 .....	1991-92

**YEAR-BY-YEAR REBOUND LEADERS**

Year	Player	G	No.	Avg.
1957-58	Jim Kirkland .....	18	171	9.5
1958-59	Eddie Cone .....	12	120	10.0
1959-60	Jim Kirkland .....	21	214	10.2
1960-61	Jim Kirkland .....	23	202	8.8
1961-62	Roger Strickland.....	24	233	9.7
1962-63	Roger Strickland.....	26	280	10.8
1963-64	Dick Pruet .....	26	243	9.3
1964-65	Dick Pruet .....	26	259	10.0
1965-66	Dick Pruet .....	23	243	10.6
1966-67	Dick Pruet .....	22	205	9.3
1967-68	Rod McIntyre.....	26	283	10.8
1968-69	Rod McIntyre.....	22	252	11.5
1969-70	Artis Gilmore .....	28	621	22.2
1970-71	Artis Gilmore .....	26	603	23.2
1971-72	Abe Steward .....	28	314	11.2
1972-73	Butch Taylor .....	27	327	12.1
1973-74	Butch Taylor.....	30	364	12.1
1974-75	Carlos Bermudez .....	26	258	9.9
1975-76	Marvin Lloyd.....	25	227	9.1
1976-77	Felton Young.....	29	185	6.4
1977-78	Ron Anthony .....	22	200	9.1
1978-79	James Ray .....	30	233	7.8
1979-80	Mike Hackett .....	27	208	7.7
1980-81	Mike Hackett .....	26	183	7.0
1981-82	Mike Hackett .....	27	304	11.3
1982-83	Otis Smith .....	29	251	8.7
1983-84	Otis Smith .....	28	215	7.7
1984-85	Otis Smith .....	29	197	6.8
1985-86	Otis Smith .....	31	248	8.0
1986-87	Danny Pearson.....	30	222	7.4
1987-88	Sean Byrd .....	28	152	5.4
1988-89	Dee Brown .....	30	228	7.6
1989-90	Chris Capers .....	29	198	6.8
1990-91	Tim Burroughs .....	27	350	13.0
1991-92	Tim Burroughs .....	28	370	13.2
1992-93	Willie Fisher .....	27	171	6.6
1993-94	Artemus McClary.....	28	242	8.6
1994-95	Willie Fisher .....	26	279	10.7
1995-96	Artemus McClary.....	28	279	10.0
1996-97	Micah Ross .....	28	186	6.6
1997-98	Micah Ross .....	27	202	7.5
1998-99	Marvin Augustin.....	22	141	6.4
1999-00	Calvin Slaughter .....	25	168	6.7
2000-01	Kris Hunter .....	28	209	7.5
2001-02	Calvin Warner .....	29	238	8.2
2002-03	Calvin Warner .....	23	180	7.8
2003-04	Haminn Quaintance.....	28	246	8.8
2004-05	Haminn Quaintance.....	27	241	8.9
2005-06	Marcus Allen .....	27	175	6.5
2006-07	Marcus Allen .....	29	203	7.0
2007-08	Marcus Allen .....	30	217	7.2
2008-09	Marcus Allen .....	32	213	6.7
2009-10	Lehmon Colbert .....	28	191	6.8
2010-11	Ayron Hardy .....	32	197	6.2
2011-12	Delwan Graham .....	30	197	6.6
2012-13	Glenn Powell .....	32	220	6.9
2013-14	Javon Dawson .....	27	186	6.9
2014-15	Antwon Clayton.....	29	150	5.2
2015-16	Marcel White .....	32	179	5.6
2016-17	Darlen Fernandez .....	32	140	4.4
2017-18	Devin Harris .....	29	221	7.6
2018-19	JD Notae.....	32	197	6.2

# BLOCK RECORDS

## BLOCKED SHOTS - GAME

14.....	Artis Gilmore vs. Miami (Fl).....	3/2/71
13.....	Artis Gilmore vs. East Carolina.....	2/22/71
12.....	Artis Gilmore vs. Florida St.....	2/15/71
11.....	Artis Gilmore vs. Loyola (La.).....	2/8/71
11.....	Artis Gilmore vs. William & Mary.....	2/11/71
11.....	Artis Gilmore vs. Western Ky.....	3/13/71
10.....	Artis Gilmore vs. Valdosta St.....	2/20/71
10.....	Artis Gilmore vs. Houston.....	2/27/71
9.....	Artis Gilmore vs. Oklahoma City.....	2/16/71
9.....	Steve Gilbert vs. VCU.....	12/27/89
9.....	Ryan Lewis vs. Sav. St.....	12/8/01
9.....	Haminn Quaintance vs. Sav. St.....	12/6/03

## BLOCKED SHOTS - SEASON

269.....	Artis Gilmore.....	1970-71
114.....	Kris Hunter.....	2000-01
84.....	Haminn Quaintance.....	2003-04
75.....	Otis Smith.....	1984-85
72.....	Otis Smith.....	1985-86
66.....	Ryan Lewis.....	2002-03
66.....	Haminn Quaintance.....	2004-05
57.....	Steve Gilbert.....	1988-89
56.....	Ryan Lewis.....	2001-02
56.....	Jalyn Hinton.....	2018-19
52.....	Willie McDuffie.....	1986-87

## BLOCKED SHOTS - CAREER

269.....	Artis Gilmore.....	1970-71
211.....	Otis Smith.....	1983-86
150.....	Haminn Quaintance.....	2004-05
132.....	James Ray.....	1977-80
127.....	Willie McDuffie.....	1985-87
122.....	Ryan Lewis.....	2001-03
118.....	Ayron Hardy.....	2007-10
118.....	Steve Gilbert.....	1988-90
117.....	Micah Ross.....	1995-98
114.....	Kris Hunter.....	2000-01

## BLOCKED SHOTS - GAME

15.....	vs. Francis Marion.....	12/3/85
14.....	vs. Miami (Fl).....	3/2/71
13.....	vs. East Carolina.....	2/22/71
13.....	vs. Eckerd.....	11/24/84
13.....	vs. Savannah State.....	12/6/03
13.....	vs. South Carolina State.....	12/1/18
12.....	vs. Florida State.....	2/15/71
12.....	vs. UNC-Charlotte.....	1/18/86
12.....	at New Orleans.....	12/2/02
12.....	at South Alabama.....	11/17/18
11.....	vs. East Tenn. St.....	2/3/06
11.....	vs. Loyola (La.).....	2/8/71
11.....	vs. William & Mary.....	2/11/71
11.....	vs. Western Kentucky.....	3/13/71
11.....	vs. Francis Marion.....	1/2/85
11.....	vs. Va. Commonwealth.....	2/27/89
11.....	vs. Savannah State.....	12/8/01
11.....	vs. Savannah State.....	1/13/03
11.....	vs. Florida Atlantic.....	2/15/03

## BLOCKED SHOTS - SEASON

269.....	1970-71
170.....	1985-86
169.....	2003-04
166.....	2018-19
162.....	2004-05
159.....	2002-03
157.....	1984-85
153.....	2001-02
151.....	2000-01
140.....	1989-90
137.....	2009-10

## YEAR-BY-YEAR BLOCK LEADERS

Year.....	Player.....	G.....	No.....	Avg.....
1970-71.....	Artis Gilmore.....	26.....	269.....	10.3
1977-78.....	James Ray.....	23.....	45.....	2.0
1978-79.....	James Ray.....	30.....	48.....	1.6
1979-80.....	James Ray.....	29.....	27.....	0.9
1980-81.....	Barlow Taylor.....	21.....	15.....	0.7
1981-82.....	Barlow Taylor.....	26.....	14.....	0.5
1982-83.....	Otis Smith.....	29.....	21.....	0.7
1983-84.....	Otis Smith.....	28.....	43.....	1.5
1984-85.....	Otis Smith.....	29.....	75.....	2.6
1985-86.....	Otis Smith.....	31.....	72.....	2.3
1986-87.....	Willie McDuffie.....	30.....	52.....	1.7
1987-88.....	Steve Gilbert.....	24.....	30.....	1.3
1988-89.....	Steve Gilbert.....	28.....	57.....	2.0
1989-90.....	Chris Capers.....	29.....	42.....	1.4
1990-91.....	Reggie Law.....	28.....	29.....	1.0
1991-92.....	Tim Burroughs.....	28.....	13.....	0.5
1992-93.....	Terrell Johnson.....	27.....	35.....	1.3
1993-94.....	Terrell Johnson.....	27.....	33.....	1.2
.....	Artemus McClary.....	28.....	33.....	1.2
1994-95.....	Willie Fisher.....	26.....	27.....	1.0
1995-96.....	Artemus McClary.....	28.....	37.....	1.3
1996-97.....	Micah Ross.....	28.....	45.....	1.6
1997-98.....	Micah Ross.....	27.....	25.....	0.9
1998-99.....	Marvin Augustin.....	22.....	30.....	1.4
1999-00.....	Marvin Augustin.....	27.....	27.....	1.0
2000-01.....	Kris Hunter.....	28.....	114.....	4.1
2001-02.....	Ryan Lewis.....	28.....	56.....	2.0
2002-03.....	Ryan Lewis.....	28.....	66.....	2.4
2003-04.....	H.Quaintance.....	28.....	84.....	3.0
2004-05.....	H.Quaintance.....	27.....	66.....	2.4
2005-06.....	Mario Brown.....	26.....	67.....	2.5
2006-07.....	Marcus Allen.....	29.....	33.....	1.1
2007-08.....	Ayron Hardy.....	31.....	27.....	0.9
2008-09.....	Ayron Hardy.....	31.....	28.....	0.9
2009-10.....	Glenn Powell.....	33.....	37.....	1.1
2010-11.....	Ayron Hardy.....	32.....	31.....	0.9
2011-12.....	Glenn Powell.....	30.....	37.....	1.2
2012-13.....	Glenn Powell.....	32.....	28.....	0.9
2013-14.....	RJ Slawson.....	30.....	43.....	1.4
2014-15.....	Antwon Clayton.....	29.....	33.....	1.1
2015-16.....	Antwon Clayton.....	29.....	24.....	0.8
2016-17.....	J.R. Holder.....	31.....	13.....	0.4
2017-18.....	Jalyn Hinton.....	32.....	35.....	1.1
2018-19.....	Jalyn Hinton.....	32.....	56.....	1.8



# ASSIST RECORDS

**ASSISTS - GAME**

20	Roger Strickland vs. Rollins	12/5/62
17	Danny Tirado vs. South Alabama	2/7/91
16	Danny Tirado vs. Western Kentucky	1/14/91
16	Devin Harris vs. North Florida	2/22/18
15	Roger Strickland vs. N.H.	12/31/62
15	Harold Fox vs. George Washington	12/7/70
15	Danny Tirado vs. Maryland	12/8/90
14	Harold Fox vs. Houston	2/28/72
14	Ricky Coleman vs. Georgia Southern	1/6/75
14	Danny Tirado vs. Navy	11/30/90
14	Danny Tirado vs. Western Kentucky	2/7/91
14	Danny Tirado vs. UNCC	2/20/91
14	Jeremy Livingston vs. Lamar	1/25/93

**ASSISTS - SEASON**

259	Danny Tirado	1990-91
251	Rex Morgan	1969-70
196	Harold Fox	1971-72
161	Aubrey Conerly	2005-06
158	Devin Harris	2017-18
153	Harold Fox	1970-71
151	Dee Brown	1989-90
150	Ronnie Murphy	1985-86
147	Pat Laguerre	1988-89
144	Jeremy Livingston	1991-92
143	Ben Smith	2007-08

**ASSISTS - CAREER**

515	Ben Smith	2006-10
507	Jeremy Livingston	1992-95
427	Kevin Sheppard	1999-03
407	Ronnie Murphy	1984-87
384	Russell Powell	2009-13
380	Cricket Williams	1976-79
359	Rex Morgan	1969-70
356	Vaughn Wedeking	1969-71
349	Harold Fox	1971-72
336	Maurice Roulhac	1980-83

**ASSISTS - GAME**

33	vs. Miami (Fl)	1/9/71
33	vs. Houston	2/28/72
31	vs. St. Peter's	1/29/72
31	vs. Florida Memorial	11/21/18
30	vs. South Alabama	1/17/72
30	vs. George Washington	12/7/70
29	vs. Middle Georgia State	1/03/17
28	vs. South Alabama	2/27/92
27	vs. Hartford	1/6/79
27	vs. Augusta	12/28/89
27	vs. UAB	1/24/90
27	vs. Long Island	11/30/91

**ASSISTS - SEASON**

1	699	1969-70
2	551	1971-72
3	546	1970-71
4	518	1990-91
5	515	1989-90
6	489	1978-79
7	483	1988-89
8	459	1973-74
9	457	2018-19
10	452	1985-86
	452	1986-87
	452	1991-92

**YEAR-BY-YEAR ASSIST LEADERS**

Year	Player	G	No.	Avg.
1968-69	Rex Morgan	23	108	4.7
1969-70	Rex Morgan	28	251	9.0
1970-71	Harold Fox	26	153	5.9
1971-72	Harold Fox	28	196	7.0
1972-73	Leon Benbow	27	116	4.3
1973-74	Henry Williams	30	135	4.5
1974-75	Ricky Coleman	26	119	4.6
1975-76	Cricket Williams	25	97	3.9
1976-77	Ricky Williams	24	84	3.5
1977-78	Cricket Williams	28	120	4.3
1978-79	Cricket Williams	30	119	4.0
1979-80	Maurice Roulhac	28	71	2.5
1980-81	Maurice Roulhac	26	74	2.8
1981-82	Maurice Roulhac	21	76	3.6
1982-83	Maurice Roulhac	28	115	4.1
1983-84	Andrew Hinton	28	100	3.6
1984-85	Otis Smith	29	117	4.0
1985-86	Ronnie Murphy	30	150	5.0
1986-87	Pat Laguerre	30	116	3.9
1987-88	Tyrone Boykin	28	75	2.7
1988-89	Pat Laguerre	30	147	4.9
1989-90	Dee Brown	29	151	5.2
1990-91	Danny Tirado	28	259	9.3
1991-92	Jeremy Livingston	26	144	5.5
1992-93	Jeremy Livingston	27	137	5.1
1993-94	Jeremy Livingston	28	134	4.8
1994-95	Kip Stone	27	107	4.0
1995-96	Artemus McClary	28	103	3.7
1996-97	John Knox	28	86	3.1
1997-98	Tyree Jackson	22	70	3.2
1998-99	Jameel Anderson	22	64	2.9
1999-00	Shawn Platts	22	92	4.2
2000-01	Kevin Sheppard	28	80	2.9
2001-02	Kevin Sheppard	29	119	4.1
2002-03	Kevin Sheppard	29	131	4.5
2003-04	Aubrey Conerly	28	103	3.7
2004-05	H. Quaintance	27	89	3.3
2005-06	Aubrey Conerly	27	161	6.0
2006-07	Jesse Kimbrough	29	127	4.4
2007-08	Ben Smith	31	143	4.6
2008-09	Ben Smith	32	128	4.0
2009-10	Ben Smith	33	120	3.6
2010-11	Russell Powell	32	97	3.0
2011-12	Russell Powell	30	119	4.0
2012-13	Russell Powell	32	133	4.2
2013-14	Vince Martin	30	141	4.7
2014-15	Kori Babineaux	32	127	4.0
2015-16	Kori Babineaux	32	123	3.8
2016-17	Darien Fernandez	32	118	3.7
2017-18	Devin Harris	29	158	5.5
2018-19	JD Notae	32	109	3.4



# STEAL RECORDS

## STEALS - GAME

9.....	Ronnie Murphy vs. South Florida.....	1/11/87
8.....	Toby Frazier vs. Coastal Carolina.....	11/18/00
8.....	Shawn Platts vs. Samford.....	2/8/01
7.....	Artemus McClary vs. Florida State.....	2/2/93
7.....	Jesse Kimbrough vs. Savannah St.....	11/12/06
7.....	Ayron Hardy vs. ETSU.....	2/27/10
7.....	Darien Fernandez vs. Kennesaw State.....	1/21/17
6.....	.....	18x

## STEALS - SEASON

88.....	Dee Brown.....	1989-90
79.....	Darien Fernandez.....	2015-17
76.....	Danny Tirado.....	1990-91
70.....	Ronnie Murphy.....	1986-87
70.....	Ben Smith.....	2008-09
66.....	Ben Smith.....	2009-10
66.....	Ayron Hardy.....	2009-10
62.....	Artemus McClary.....	1995-96
60.....	Ronnie Murphy.....	1985-86
60.....	Otis Smith.....	1985-86

## STEALS - CAREER

230.....	Ben Smith.....	2006-10
218.....	Ayron Hardy.....	2007-11
208.....	Jeremy Livingston.....	1992-95
205.....	Ronnie Murphy.....	1984-87
201.....	Dee Brown.....	1987-90
192.....	Artemus McClary.....	1993-96
189.....	Otis Smith.....	1983-86
147.....	Kevin Sheppard.....	1999-03
138.....	James Daniels.....	1999-03
133.....	Darien Fernandez.....	2015-17

## STEALS - GAME

19.....	vs. Georgia Southwestern.....	2/24/81
18.....	vs. Florida Christian.....	12/3/12
17.....	vs. Arkansas-Little Rock.....	1/30/93
17.....	vs. Florida State.....	2/2/93
17.....	vs. Texas-Pan American.....	1/8/98
17.....	at Savannah State.....	11/12/06
16.....	vs. UNC-Charlotte.....	2/5/87
16.....	vs. Texas-Pan American.....	2/7/98
16.....	vs. Saint Leo.....	11/22/02
16.....	vs. Webber International.....	11/20/17
16.....	vs. Trinity Baptist.....	1/2/18
15.....	vs. UNC Charlotte.....	1/11/86
15.....	vs. Florida A&M.....	2/22/89
15.....	vs. SW Louisiana.....	1/5/95
15.....	vs. Lamar.....	2/1/97
15.....	vs. Florida Tech.....	12/30/99
15.....	vs. Savannah State.....	11/27/00
15.....	vs. Savannah State.....	12/8/01
15.....	vs. Gardner-Webb.....	3/4/05
15.....	vs. Kennesaw State.....	1/21/17
15.....	at Kennesaw State.....	2/16/17

## STEALS - SEASON

1.....	279.....	2009-10
2.....	274.....	2010-11
3.....	265.....	2016-17
4.....	256.....	2004-05
5.....	252.....	2006-07
6.....	246.....	1992-93
7.....	245.....	2001-02
8.....	242.....	1991-92
9.....	239.....	2007-08
10.....	238.....	1989-90

## YEAR-BY-YEAR STEALS LEADERS

Year.....	Player.....	G.....	No.....	Avg.....
1977-78.....	Cricket Williams.....	28.....	30.....	1.1
1978-79.....	Jimmy Martin.....	30.....	45.....	1.5
1979-80.....	Jimmy Martin.....	29.....	33.....	1.1
1980-81.....	Jimmy Martin.....	26.....	32.....	1.2
1981-82.....	Mike Hackett.....	27.....	42.....	1.6
1982-83.....	Maurice Roulhac.....	28.....	55.....	2.0
1983-84.....	Ronnie Murphy.....	26.....	38.....	1.5
1984-85.....	Otis Smith.....	29.....	57.....	2.0
1985-86.....	Ronnie Murphy.....	30.....	60.....	2.0
.....	Otis Smith.....	31.....	60.....	1.9
1986-87.....	Ronnie Murphy.....	30.....	70.....	2.3
1987-88.....	Dee Brown.....	29.....	46.....	1.6
1988-89.....	Dee Brown.....	30.....	56.....	1.9
1989-90.....	Dee Brown.....	29.....	88.....	3.0
1990-91.....	Danny Tirado.....	28.....	76.....	2.7
1991-92.....	Jeremy Livingston.....	26.....	51.....	2.0
1992-93.....	Jeremy Livingston.....	27.....	57.....	2.1
1993-94.....	Jeremy Livingston.....	28.....	48.....	1.7
1994-95.....	Artemus McClary.....	27.....	56.....	2.1
1995-96.....	Artemus McClary.....	28.....	62.....	2.2
1996-97.....	Micah Ross.....	28.....	40.....	1.4
1997-98.....	Tyree Jackson.....	22.....	30.....	1.4
1998-99.....	Tyree Jackson.....	27.....	52.....	1.9
1999-00.....	Marvin Augustin.....	27.....	32.....	1.2
2000-01.....	Toby Frazier.....	28.....	40.....	1.4
2001-02.....	James Daniels.....	30.....	52.....	1.7
2002-03.....	James Daniels.....	29.....	46.....	1.6
2003-04.....	H. Quaintance.....	28.....	49.....	1.8
2004-05.....	H. Quaintance.....	27.....	58.....	2.1
2005-06.....	Aubrey Conerly.....	27.....	40.....	1.5
2006-07.....	Jesse Kimbrough.....	29.....	57.....	1.9
2007-08.....	Ben Smith.....	31.....	56.....	1.8
2008-09.....	Ben Smith.....	32.....	70.....	2.2
2009-10.....	Ben Smith.....	33.....	66.....	2.0
.....	Ayron Hardy.....	33.....	66.....	2.0
2010-11.....	Ayron Hardy.....	32.....	63.....	1.9
2011-12.....	Russell Powell.....	30.....	39.....	1.3
2012-13.....	Keith McDougald.....	28.....	38.....	1.4
2013-14.....	Vince Martin.....	30.....	55.....	1.8
2014-15.....	Kori Babineaux.....	32.....	51.....	1.6
2015-16.....	Darien Fernandez.....	31.....	54.....	1.7
2016-17.....	Darien Fernandez.....	32.....	77.....	2.4
2017-18.....	Devin Harris.....	29.....	49.....	1.7
2018-19.....	JD Notae.....	32.....	52.....	1.6



# MISCELLANEOUS RECORDS

**LARGEST WINNING MARGIN**

65..... vs. St. Thomas (F) (130-65) .....	12/13/1969
58..... vs. East Carolina (127-69) .....	2/22/1971
55..... vs. South Alabama (120-65) .....	1/17/1972
54..... vs. Morehead St. (117-63) 1.....	2/2/1969
51..... vs. Rollins (128-77) .....	12/1/63
51..... vs. Florida Tech (95-44) .....	11/29/00
50..... vs. Savannah State (96-46) .....	11/27/00
49..... at Rollins (118-69) .....	2/19/64
49..... vs. Bethune-Cookman (103-54) .....	1/1/86
48..... vs. Virgin Islands (114-66) .....	1/16/70

**LARGEST WINNING MARGIN - HOME**

65..... vs. St. Thomas (F) (130-65) .....	12/13/1969
58..... vs. East Carolina (127-69) .....	2/22/1971
57..... vs. Trinity Baptist (105-48).....	1/2/2018
55..... vs. South Alabama (120-65) .....	1/17/1972
54..... vs. Morehead State (117-63) .....	12/2/1969
51..... vs. Rollins (128-77) .....	12/1/1963
51..... vs. Florida Tech (95-44) .....	11/29/2000
50..... vs. Savannah State (96-46) .....	11/27/2000
49..... vs. Bethune-Cookman (103-54) .....	1/1/1986
48..... vs. Virgin Islands (114-66) .....	1/16/1970
47..... vs. Valdosta State (120-73) .....	1/14/1958

**LARGEST WINNING MARGIN - ROAD**

49..... at Rollins (118-69) .....	2/19/1964
46..... at St. Peter's (152-106) .....	12/3/1970
43..... at Valdosta St. (98-55) .....	1/27/1959
40..... at North Florida (78-38) .....	1/15/2009
39..... at Richmond (88-49) .....	1/26/1970
32..... at Rollins (87-55) .....	2/5/1965
28..... at Kennesaw State (87-59) .....	1/22/2011
27..... at Valdosta St. (104-77) .....	12/13/1957
26..... at Rollins (97-71) .....	12/5/1962
26..... at Rollins (98-72) .....	2/16/1962
26..... at Mercer (87-61) .....	2/26/1966
26..... at Mercer (93-67) .....	2/23/1968
26..... at Oklahoma City (103-77) .....	2/6/1971
26..... at Va. Commonwealth (79-53) .....	2/12/1990

**LARGEST LOSING MARGIN**

52..... at North Carolina State (64-116).....	2/22/17
46..... vs. South Alabama (59-105) .....	3/6/1989
45..... at #9 Florida (62-107) .....	11/25/2011
..... at Florida (34-79).....	12/14/2014
44..... at Florida State (57-101) .....	12/21/2004
43..... at Florida (58-101) .....	12/18/2005
..... at North Carolina (61-104) .....	11/27/1990
42..... Wofford (52-94).....	12/18/2012
..... at Arizona State (69-111) .....	11/22/1996
41..... vs. Florida State (65-106) .....	2/16/1968
40..... at UCF (64-104).....	12/17/2013
..... vs. Troy (73-113) .....	2/27/2004

**LARGEST LOSING MARGIN - HOME**

42..... vs. Wofford (52-94) .....	12/18/2012
41..... vs. Florida State (65-106) .....	2/16/1968
40..... vs. Troy (73-113) .....	2/27/2004
37..... vs. Mercer (49-86).....	12/30/2013
35..... vs. Western Kentucky (66-101) .....	2/27/1993
34..... vs. Florida (59-93) .....	12/1/1966
33..... vs. New Orleans (62-95) .....	1/2/1997
32..... vs. Arkansas-Little Rock (57-89) .....	2/5/1996
32..... vs. South Alabama (45-77).....	1/13/1997
30..... vs. SW Louisiana (66-96) .....	1/4/1992

**LARGEST LOSING MARGIN - ROAD**

52..... at North Carolina State (64-116).....	2/22/17
45..... at #9 Florida (62-107) .....	11/25/2011
..... at Florida (34-79).....	12/14/2014
44..... at Florida State (57-101) .....	12/21/2004
43..... at Florida (58-101) .....	12/18/2005
..... at North Carolina (61-104) .....	11/27/1990
42..... at Arizona State (69-111) .....	11/22/1996
40..... at UCF (64-104) .....	12/17/2013
39..... at Georgia Southern (64-103) .....	1/21/1960
..... at #13 Texas A&M (58-97) .....	12/16/2006
37..... at UCF (62-99) .....	11/27/2006
36..... at Florida (73-109) .....	12/1/1967
..... at North Carolina St. (43-79) .....	11/20/2014

**LONGEST WIN STREAK (15 games)**

Began vs. Miami (124-82) .....	1/9/1971
Ended at Houston (82-83) .....	2/27/1971

**SINGLE-SEASON WIN STREAK .....**

15..... Began vs. Miami (124-82) .....	1/9/1971
..... Ended at Houston (82-83).....	2/27/1971

**SEASON-OPENING WIN STREAK**

13..... Began vs. East Tenn. St. (92-74) .....	12/1/1969
..... Ended vs. Fla. State (83-90) .....	1/27/1970

**LONGEST HOME STREAK**

35..... Began vs. Stetson (85-74).....	1/13/1969
..... Ended vs. Fla. State (83-90).....	12/7/1971

**LONGEST ROAD STREAK**

15..... Began at E. Carolina (111-94) .....	2/5/1970
Ended at Houston (82-83).....	2/27/1971

**LONGEST OVERTIME STREAK**

4..... Began vs. Fla. Southern (83-79, 2OT).....	12/12/1963
..... Ended at Hofstra (65-67, OT).....	12/23/1966

**LONGEST LOSING STREAK**

25..... Began at FAU (104-107, 2OT).....	12/4/2005
..... Ended vs. St. Leo (77-73) .....	11/14/2006

**SINGLE - SEASON LOSING STREAK**

24..... Began at FAU (104-107, 2OT).....	12/4/2005
..... Ended vs. FAU (76-85) .....	2/25/2006

**SEASON - OPENING LOSING STREAK**

10..... Began at Arizona State (69-11) .....	11/22/1996
..... Ended vs. SW Louisiana (91-87) .....	1/4/1997

**LONGEST HOME LOSING STREAK**

10..... Began vs. Georgia Southern (79-84).....	12/29/2005
..... Ended vs. St. Leo (77-73) .....	11/14/2006

**LONGEST ROAD LOSING STREAK**

23..... Began at USF (79-91) .....	11/25/2005
Ended at UNF (64-60) .....	1/9/2007

**OVERTIME LOSING STREAK**

4..... Began vs. Miami (84-93, OT).....	1/13/1961
..... Ended vs. Florida So. (83-79, 2OT) .....	2/12/1963

**VICTORIES IN A SEASON**

27.....	1969-70
---------	---------

**20-WIN SEASONS ..... (11 times)**

27-2 .....	1969-70
20-8 .....	1971-72
23-3 .....	1955-56
20-9 .....	1979-80
22-4 .....	1970-71
20-10 .....	1973-74
21-6 .....	1972-73
20-13 .....	2009-10
21-10 .....	1985-86
20-12 .....	2010-11
20-3 .....	1949-50

**GAMED PLAYED SEASON**

33..... Travis Cohn
..... Russell Powell
..... Ben Smith
..... Ayron Hardy
..... Tevin Galvin
..... Will Alston
..... Glenn Powell
..... Cody Helgeland
..... Tanner Rubio

**GAMES PLAYED - CAREER**

127..... Russell Powell .....	2009-13
127..... Ayron Hardy .....	2007-11
127..... Travis Cohn .....	2007-11
126..... J.R. Holder .....	2013-17
125..... Ben Smith .....	2006-10
124..... Glenn Powell .....	2009-13
120..... Lehmon Colbert .....	2006-10
118..... Tevin Galvin .....	2008-12
118..... Marcus Allen .....	2005-09

**MINUTES PLAYED - SEASON**

1,237.. Ben Smith .....	2009-10
1,164.. Otis Smith .....	1985-86
1,161.. Kori Babineaux .....	2015-16
1,160.. Ben Smith .....	2008-09
1,133 Dee Brown .....	1988-89
1,126.. Ben Smith .....	2007-08
1,095.. Otis Smith .....	1983-84
1,085.. Ayron Hardy .....	2010-11
1,084.. J.R. Holder .....	2016-17
1,080.. Kori Babineaux .....	2014-15

**MINUTES PLAYED - CAREER**

4,472.. Ben Smith .....	2006-10
4,263.. Otis Smith .....	1982-86
3,867.. Ronnie Murphy .....	1984-87
3,779.. Ayron Hardy .....	2007-11
3,444.. Lehmon Colbert .....	2006-10
3,267.. Kevin Sheppard .....	1999-03
3,202.. Artemus McClary .....	1993-96
3,135.. Dee Brown .....	1987-90
3,192.. J.R. Holder .....	2014-17
3,111.. Russell Powell .....	2009-13



# OPPONENT RECORDS

**POINTS**

Indiv: .60 ..... Fran Florian, Georgia Southern ..... 1/22/1964  
 Team: 117 ..... Miami (Fl) ..... 1/16/1965

**FIELD GOALS**

Indiv: .29 ..... Fran Florian, Georgia Southern ..... 1/22/1964  
 Team: 56 ..... Georgia Southern ..... 1/22/1964

**FIELD GOAL PERCENTAGE**

Indiv: .1000 .. Mike Schlegal, VCU (10-10) ..... 3/2/1985  
 ..... 1.000 .. Rory White, So. Ala. (9-9) ..... 2/6/1981  
 ..... 1.000 .. Chad Hartman, Lips. (8-8) ..... 2/19/2004  
 Team: .689 .... Mercer (31-45) ..... 12/30/2013

**3-POINT FIELD GOALS**

Indiv: .9 ..... Thomas Terrell, Georgia St. .... 1/8/2001  
 Team: 19 ..... North Carolina State ..... 12/22/2017

**3-FG ATTEMPTS**

Indiv: .19 ..... Chris DiMascio, Fordham ..... 12/28/1996  
 Team: 43 ..... South Alabama ..... 1/16/1995

**3-FG PCT. (Min. 5 Attempts)**

Indiv: .833 .... Four Times (Last Jeff Smith, Mercer) ..... 1/2/2010  
 Team: .818 .... Western Kentucky (9-11) ..... 1/27/1990

**FREE THROWS**

Indiv: .18 ..... George Shary, Tampa ..... 12/4/1961  
 ..... 18 ..... Dave Patton, Georgia St ..... 1/17/1962  
 Team: 39 ..... Lamar ..... 1/25/1993

**FREE THROW ATTEMPTS**

Indiv: .21 ..... George Shary, Tampa ..... 12/4/1961  
 ..... 21 ..... Don Curnutt, Miami (Fl) ..... 1/13/1968  
 Team .57 ..... Pepperdine ..... 11/22/1996

**FREE THROW PERCENTAGE**

Indiv: .1000 .. Rick Barry, Miami (15-15) ..... 1/16/1965  
 Team: .957 .... UNC Charlotte (22-23) ..... 1/5/1981

**REBOUNDS**

Indiv: .29, Don Boyt, Tampa ..... 2/16/1961  
 Team: 74, Florida ..... 12/1/1967

**ASSISTS**

Indiv: .16 ..... Tony William, Florida St. .... 2/12/1983  
 Team: 34 ..... Arizona State ..... 11/22/1996

**BLOCKED SHOTS**

Indiv: .8 ..... Doug Edwards, Florida St ..... 12/2/1993  
 ..... 8 ..... Jeremy Veal, Arizona St ..... 11/22/1996  
 Team: 12 ..... Three Times (Last S.C. State) ..... 11/28/2012

**STEALS**

Indiv: .9 ..... Darnell Mee, Western Ky. .... 2/11/1993  
 Team: 20 ..... Western Kentucky ..... 2/11/1993



# ALL-TIME RESULTS

SINCE 1957

**1957-58 (11-5)**
**Head Coach: Rollie Rourke**

D2	at Miami (Fl)	L	87-89
D3	at Florida Southern	W	70-68
D7	Pikeville College	W	104-94
D13	at Valdosta State	W	104-77
D14	at Troy	W	98-78
D18	at Georgia Southern	W	76-70
J10	Tampa	L	70-76
J14	Valdosta State	W	120-73
J17	Miami (Fl)	W	86-72
F1	Rollins	W	73-64
F4	at Rollins	W	72-68
F7	Stetson	L	91-108
F15	Troy	W	80-75
F21	Florida Southern	W	82-60
F25	at Stetson	L	74-86
F28	at Tampa	L	73-79

**1958-59 (11-8)**
**Head Coach: Rollie Rourke**

D4	Georgia Southern	W	65-60
D9	SE Oklahoma	W	49-48
D13	at Belmont Abbey	L	68-77
D17	#Rider	W	77-72
D18	#West Chester St.	W	73-70
J2	Toronto	W	57-50
J6	Tampa	W	71-59
J10	Stetson	W	84-68
J12	Florida Southern	L	79-88
J13	Tampa	L	78-83 (ot)
J16	Miami (Fl)	L	62-64
J27	at Valdosta State	W	98-55
J31	Rollins	W	61-60
F3	at Rollins	L	79-96
F7	at Georgia Southern	L	92-98 (4ot)
F10	Valdosta State	W	89-69
F14	at Miami (Fl)	L	93-95
F17	at Stetson	L	94-110
F21	at Florida Southern	W	76-69
#Quantico Marine Tourney (Quantico, Va.)			

**1959-60 (11-10)**
**Head Coach: Rollie Rourke**

D1	at Stetson	L	78-90
D3	at Miami (Fl)	L	98-106
D8	Rollins	W	80-57
D11	Belmont Abbey	L	60-63
D15	#Belmont Abbey	W	67-56
D16	#Lewis College	W	79-66
D29	^Florida State	L	69-86
D30	^LSU	W	72-63
J5	Transylvania	W	79-74
J9	Florida Southern	W	95-86
J13	Miami (Fl)	L	70-78
J19	Valdosta State	W	77-52
J21	at Georgia Southern	L	64-103
J23	at Rollins	W	31-30
F2	at Valdosta State	W	78-63
F5	Tampa	W	80-64
F12	at Tampa	L	77-90
F13	at Florida Southern	L	73-75
F16	Georgia Southern	L	92-97
F19	Stetson	W	70-66 (ot)
F24	Kentucky Wesleyan	L	79-99
#Quantico Marine Tourney (Quantico, Va.)			
^Gator Bowl Tourney (Jacksonville, Fla.)			

**1960-61 (12-11)**
**Head Coach: Dick Kendall**

D3	Stetson	W	99-91
D7	at Rollins	W	93-81
D10	Western Carolina	W	103-77
D13	#St. Michael's	W	100-62
D14	#Belmont Abbey	L	71-73
D15	#American	L	62-68
D21	Georgia Southern	W	86-74
D28	^Florida-C	L	68-82
J3	Transylvania	W	90-83
J10	at Stetson	L	61-86
J13	Miami (Fl)	L	84-93 (ot)
J21	Tampa	L	64-67
J27	St. Peter's	W	97-85
J28	at Georgia Southern	W	87-75
F1	at Belmont Abbey	L	70-71
F4	So. Mississippi	L	62-72
F8	Newberry	W	106-95
F11	Rollins	W	97-64
F15	at Florida Southern	L	99-104
F16	at Tampa	L	81-101
F20	at Miami (Fl)	L	80-96
F22	Morehead State	W	96-87
F25	Florida Southern	W	110-81
#Quantico Marine Tourney (Quantico, Va.)			
^Gator Bowl Tourney (Jacksonville, Fla.)			
C-Jacksonville Coliseum			

**1961-62 (12-13)**
**Head Coach: Dick Kendall**
**NAIA Tournament**

D3	at Miami (Fl)	L	80-93
D4	at Tampa	L	104-112 (ot)
D8	Rollins	W	92-55
D13	at Murray State	L	65-75
D14	at Middle Tenn. St.	W	78-76
D15	at Tennessee Tech	L	68-85
D22	St. Peter's	L	84-95
J6	at Oglethorpe	L	56-69
J8	Nicholls	W	84-75
J10	Miami-C	L	89-90
J17	at Georgia Southern	L	80-93
J22	at Stetson	W	90-85
J26	Tampa	W	133-102
J30	Cumberland	W	90-74
F1	at So. Mississippi	L	77-92
F2	at William Carey	L	84-86 (ot)
F9	Oglethorpe	L	59-61
F12	Florida Southern	W	85-70
F16	at Rollins	W	98-72
F17	at Florida Southern	W	95-88
F19	I Belmont Abbey	W	2-0
F23	Stetson	L	67-88
F24	Georgia Southern	W	118-112
M2	\$ at Oglethorpe	W	98-92
M3	\$ at Stetson	L	57-61
\$ NAIA District 25 Tournament			
C-Jacksonville Coliseum			
I - Forfeit			

**1962-63 (14-12)**
**Head Coach: Dick Kendall**
**NAIA Tournament**

N30	Stetson	L	65-69
D3	at Florida	L	81-82 (2ot)
D5	at Rollins	W	97-71
D15	at Xavier	L	94-103
D18	Tennessee Tech	W	74-67
D20	David Lipscomb	W	97-70
D31	New Hampshire	W	118-77
J5	Transylvania	W	78-70
J9	Miami-C	L	91-103
J12	at Davidson	L	78-112
J16	at Florida Southern	L	77-84
J17	at Tampa	L	64-72
J21	Georgia Southern	W	99-70
J24	St. Peter's	W	105-81
J31	at Morehead State	L	80-106
F2	at Ky. Wesleyan	W	102-94

F4	DePauw	W	90-61
F7	at Miami (Fl)	L	105-112
F8	Rollins	W	94-54
F9	Centenary	L	79-102
F12	Florida Southern	W	83-79 (2ot)
F16	Tampa	W	79-75
F25	at Georgia Southern	L	71-73
F26	at Stetson	W	69-63
M4	\$ Valdosta State	W	68-62
M5	\$ Stetson	L	59-63
\$ NAIA District 25 Tournament			
C-Jacksonville Coliseum			

**1963-64 (13-13)**
**Head Coach: Dick Kendall**
**NAIA Tournament**

D2	at Stetson	L	65-68
D9	Mercer	W	67-52
D11	Rollins	W	128-77
D14	at Davidson	L	93-121
D18	at Ky. Wesleyan	L	79-102
D20	at Indiana State	L	63-68
D30	Taylor	W	104-81
J2	Carson-Newman	W	73-66
J3	Macalester	W	90-56
J8	Miami-C	L	92-97
J13	Tampa	W	95-70
J17	at Mercer	L	76-89
J18	! at Oglethorpe	L	0-2
J22	at Georgia Southern	L	95-123
J25	Florida Southern	W	88-87 (ot)
J31	Spring Hill	W	86-78
F4	at Miami (Fl)	L	92-117
F7	Oglethorpe	W	82-79 (ot)
F10	Stetson	W	93-77
F14	at Tampa	W	89-88
F15	at Florida Southern	L	81-86
F19	Rollins	W	118-69
F22	at Florida State	L	77-101
F26	Georgia Southern	L	80-93
M2	\$ at Stetson	W	86-82
M3	\$ at Ga. Southern	L	75-89
\$ NAIA District 25 Tournament			
C-Jacksonville Coliseum			
I - Forfeit			

**1964-65 (15-11)**
**Head Coach: Joe Williams**
**NAIA Tournament**


D1	at Mercer	W	73-71
D9	Stetson	W	65-55
D12	Davidson-C	L	70-91
D14	at So. Mississippi	L	68-88
D16	at Spring Hill	W	72-71
D19	Georgetown (Ky.)	W	75-68
J1	at Tennessee Tech	W	72-61
J2	at Carson-Newman	L	65-75
J7	Miami-C	L	82-86
J9	Mercer	L	75-82
J12	Tampa	W	107-87
J15	Wilmington (OH)	W	93-72
J16	at Miami (Fl)	L	99-127
J22	at Tampa	L	82-90
J23	at Florida Southern	W	84-73
J26	So. Mississippi	W	93-88
J28	Georgia Southern	L	82-87
F5	at Rollins	W	87-55
F10	at Florida State	L	74-97
F13	Florida Southern	W	107-81
F17	at Georgia Southern	L	82-87
F19	Rollins	W	91-70
F23	at Stetson	W	70-67
M1	\$ at Stetson	W	73-72
M2	\$ at Ga. Southern	W	57-51
M9	# Central St. (Ohio)	L	57-78
\$ NAIA District 25 Tournament			
# NAIA National Tournament (Kansas City, Mo.)			
C-Jacksonville Coliseum			

**1965-66 (12-11)**
**Head Coach: Joe Williams**

D1	at Florida	L	59-80
D4	at The Citadel	L	84-93
D6	Valdosta State	W	84-82 (ot)
D9	at Stetson	W	86-76
D11	at Auburn	L	69-77
D13	at Alabama	L	76-91
D20	William & Mary	W	82-76
D22	MacMurray	W	112-89
D29	at Georgia	L	71-91
D31	Augusta	W	86-83
J8	Miami-C	W	71-69
J15	at Tampa	L	81-88
J24	Florida State-C	W	90-86
F2	at Valdosta State	L	73-90
F5	Mercer	W	87-73
F7	Creighton-C	L	77-87
F10	at Florida State	L	49-78
F12	at Miami (Fl)	L	104-117
F15	Stetson	W	79-65
F18	Tampa	W	82-73
F19	at Memphis State	L	65-84
F21	at Augusta	W	92-79
F26	at Mercer	W	87-61
C-Jacksonville Coliseum			

**1966-67 (8-17)**
**Head Coach: Joe Williams**

D1	Florida-C	L	59-93
D3	Augusta	W	92-73
D7	Wilmington (Ohio)	W	70-65
D10	Stetson	L	88-97
D16	Georgia-C	L	70-85
D20	Brown-C	L	69-87
D22	at William & Mary	L	68-72
D23	at Saint Joseph's	L	63-81
J2	at Hofstra	L	65-67 (ot)
J6	at The Citadel	W	87-80
J12	Miami-C	L	70-75
J14	Oklahoma City-C	L	92-97
J18	at Miami (Fl)	L	86-106
J21	at Valdosta State	W	73-71
J23	at Stetson	L	70-80
J26	at Florida State	L	70-81
J31	The Citadel-C	W	87-85 (ot)
F6	Memphis State-C	L	58-63
F8	Georgia Tech-C	L	71-81
F10	Florida State-C	L	67-68
F18	Mercer	W	71-65
F20	at Oklahoma City	L	86-89
F23	at Memphis State	L	39-62
F25	Valdosta State	W	98-72
F26	at Mercer	W	93-89
C-Jacksonville Coliseum			



# ALL-TIME RESULTS

SINCE 1957

**1967-68 (13-13)**

**Head Coach: Joe Williams**

D1	at Florida.....	L.....	73-109
D4	Wilmington (Ohio).....	L.....	73-75
D9	at Georgia.....	L.....	50-84
D12	at Stetson.....	L.....	65-67
D14	Mercer.....	W.....	85-64
D16	Newberry.....	W.....	75-70
D18	Richmond-C.....	L.....	66-73
D23	Dartmouth.....	W.....	69-59
D29	at Richmond.....	L.....	77-82 (ot)
J2	at William & Mary.....	W.....	71-69
J4	Morris Harvey.....	W.....	79-75
J8	Georgia Tech-C.....	W.....	63-53
J10	Stetson.....	W.....	77-55
J13	Miami-C.....	L.....	67-72
J16	at Florida State.....	L.....	79-92
J18	at Miami (Fl).....	L.....	75-76
J22	North Carolina St.-C.....	L.....	52-69
J25	The Citadel.....	W.....	63-59
J27	Hofstra.....	W.....	77-62
F6	Augusta.....	W.....	75-60
F10	at The Citadel.....	W.....	101-90
F12	at Georgia Tech.....	L.....	77-97
F16	Florida State-C.....	L.....	65-106
F23	at Mercer.....	W.....	93-67
F26	Creighton-C.....	W.....	93-67
F29	at Loyola (La.).....	L.....	95-97

C-Jacksonville Coliseum

**1968-69 (17-7)**

**Head Coach: Joe Williams**

N30	St. Thomas (Fl).....	W.....	93-71
D6	# Florida-C.....	W.....	67-64
D7	# Florida State-C.....	L.....	88-93
D14	at Richmond.....	W.....	93-82
D19	Saint Peter's.....	L.....	80-92
D21	at Iona.....	L.....	63-84
J2	New Hampshire.....	W.....	111-66
J4	Florida State-C.....	W.....	76-68
J6	at Georgia Tech.....	W.....	71-62
J11	Miami (Fl).....	L.....	87-94
J13	Stetson.....	W.....	85-74
J18	at North Carolina St.....	L.....	72-76
J21	at Mercer.....	W.....	76-71
J25	Fairleigh Dickinson.....	W.....	94-68
J27	Hawaii.....	W.....	89-65
J28	Hawaii-C.....	W.....	72-61
F1	at Florida State.....	L.....	89-93
F5	William & Mary-C.....	W.....	88-74
F8	Georgia Tech-C.....	W.....	73-67
F17	Loyola (La.)-C.....	W.....	96-69
F20	Mercer.....	W.....	102-80
F24	at Stetson.....	W.....	96-86
F25	at Miami (Fl).....	L.....	86-95
F27	at Virgin Islands.....	W.....	87-80

# Sunshine Classic (Jacksonville, Fla.)  
C-Jacksonville Coliseum

**1969-70 (27-2)**

**Head Coach: Joe Williams**

NCAA Final Four  
NCAA Runner-Up  
Final Ranking: 4th (AP), 5th (UPI)

D1	# East Tennessee St.-C.....	W.....	92-74
D2	# Morehead St.-C.....	W.....	117-63
D9	Mercer.....	W.....	102-62
D13	St. Thomas (Fl).....	W.....	130-65
D18	! Georgetown.....	W.....	41-26
D22	Harvard-C.....	W.....	103-64
D26	% Arizona.....	W.....	104-72
D27	% Evansville.....	W.....	100-70
J2	at Hawaii.....	W.....	100-78
J5	at Hawaii.....	W.....	63-58
J9	Richmond-C.....	W.....	113-77
J10	Miami-C.....	W.....	121-87
J16	Virgin Islands-C.....	W.....	114-66
J27	at Florida State.....	L.....	83-89
J30	Saint Peter's-C.....	W.....	124-101
F2	Iona-C.....	W.....	110-75
F5	at East Carolina.....	W.....	111-94
F6	at Richmond.....	W.....	88-49
F13	at Oklahoma City.....	W.....	103-83
F14	at Loyola (La.).....	W.....	96-75
F18	Florida State-C.....	W.....	85-81
F24	Oklahoma City-C.....	W.....	77-75
F26	at Georgia Tech.....	W.....	86-81
M2	at Miami (Fl).....	W.....	108-97
M7	& Western Kentucky.....	W.....	109-96
M12	^ Iowa.....	W.....	104-103
M14	^ Kentucky.....	W.....	106-100
M19	• Saint Bonaventure.....	W.....	91-83
M21	• UCLA.....	L.....	69-80

# Sunshine Classic (Jacksonville, Fla.)  
% Evansville Invite (Evansville, Ind.)  
& NCAA Tournament (Dayton, Ohio)  
^ NCAA Regionals (Columbus, Ohio)  
• NCAA Final Four (College Park, Md.)  
C-Jacksonville Coliseum  
! - Forfeit

**1970-71 (22-4)**

**Head Coach: Tom Wasdin**

NCAA First Round  
Final Ranking: 11th (AP), 11th (UPI)

D1	St. Thomas (Fl).....	W.....	132-88
D3	Saint Peter's.....	W.....	152-106
D7	# George Washington.....	W.....	110-85
D8	# Florida State.....	W.....	114-108
D12	at Richmond.....	W.....	94-69
D23	at Western Kentucky.....	L.....	84-97
D29	^ Creighton.....	W.....	94-85
D30	^ Wake Forest.....	L.....	77-78
J9	Miami (Fl).....	W.....	124-82
J11	Oklahoma City.....	W.....	95-67
J13	Manhattan.....	W.....	67-40
J20	Furman.....	W.....	94-60
J23	at Mercer.....	W.....	93-76
J25	South Alabama.....	W.....	91-76
J27	Florida State.....	W.....	83-65
F4	at South Alabama.....	W.....	102-83
F6	at Oklahoma City.....	W.....	103-77
F8	Loyola (La.).....	W.....	111-93
F11	at William & Mary.....	W.....	100-69
F13	at Bradley.....	W.....	89-79
F15	at Florida State.....	W.....	90-79
F20	Valdosta State.....	W.....	124-90
F22	East Carolina.....	W.....	127-69
F27	at Houston.....	L.....	82-83
M2	at Miami (Fl).....	W.....	94-75
M13	& Western Kentucky.....	L.....	72-74

# Civitan Classic (Jacksonville, Fla.)  
^ Gold Coast Classic (Palm Beach, Fla.)  
& NCAA Tournament (South Bend, Ind.)

**1971-72 (20-8)**

**Head Coach: Tom Wasdin**

NIT Semifinals

D1	St. Thomas (Fl).....	W.....	110-75
D4	at East Carolina.....	W.....	77-68
D6	# Tennessee Tech.....	W.....	86-72
D7	# Florida State.....	L.....	83-90
D11	Georgia Southern.....	W.....	106-88
D18	William & Mary.....	W.....	83-72
D27	^ Santa Clara.....	L.....	88-109
D28	^ Texas Tech.....	W.....	81-66
D29	^ North Texas.....	W.....	95-82
J10	East Tennessee St.....	W.....	97-75
J17	at South Alabama.....	W.....	120-65
J24	Stetson.....	W.....	107-82
J26	at Florida State.....	W.....	84-82
J29	Saint Peter's.....	W.....	132-100
J31	Furman.....	W.....	91-90
F3	at Furman.....	W.....	102-87
F6	at Creighton.....	L.....	66-71
F12	at Cincinnati.....	L.....	84-88
F16	at Marquette.....	L.....	79-88
F21	at South Alabama.....	W.....	82-59
F23	Florida State.....	L.....	61-70
F25	Mercer.....	W.....	90-77
F28	Houston.....	W.....	110-108 (ot)
M6	Providence.....	L.....	76-90
M17	& Fordham.....	W.....	94-75
M20	& Lafayette.....	W.....	87-76
M23	& Maryland.....	W.....	77-91
M25	& St. John's.....	L.....	83-80

# Civitan Classic (Jacksonville, Fla.)  
^ All-College Tourney (Oklahoma City, Okla.)  
& NIT (New York, N.Y.)

**1972-73 (21-6)**

**Head Coach: Tom Wasdin**

NCAA First Round

N27	at William & Mary.....	W.....	103-94
D5	Florida Tech.....	W.....	70-50
D8	^ Southern Illinois.....	W.....	89-77
D9	^ Duquesne.....	L.....	73-82
D16	at Saint Peter's.....	W.....	96-89 (ot)
D19	* Oral Roberts.....	W.....	92-89
D20	* Long Beach State.....	L.....	70-97
D23	Furman.....	W.....	86-66
D26	# Miami (Ohio).....	W.....	66-59
D27	# Rutgers.....	W.....	84-71
J2	at Georgia Southern.....	W.....	87-72
J6	Louisiana-Lafayette.....	W.....	120-78
J10	at Furman.....	W.....	73-71
J15	Texas Pan-American.....	W.....	94-64
J20	Florida State.....	W.....	70-66
J22	East Carolina.....	W.....	100-61
J27	at Providence.....	L.....	84-87
J31	at Stetson.....	W.....	78-74
F3	at Rhode Island.....	W.....	96-83
F5	Creighton.....	W.....	78-62
F8	at South Alabama.....	W.....	77-63
F14	at Florida State.....	L.....	74-83
F16	Illinois State.....	W.....	95-86
F21	South Alabama.....	W.....	101-56
F24	at Houston.....	L.....	75-76
F28	Georgia Southern.....	W.....	88-75
M10	& Austin Peay.....	L.....	75-77

^ Steel Bowl Tourney (Pittsburgh, Pa.)  
\* Nassau Classic (Nassau, N.Y.)  
# Gator Bowl Tourney (Jacksonville, Fla.)  
& NCAA Tournament (Dayton, Ohio)

**1973-74 (20-10)**

**Head Coach: Bob Gottlieb**

NIT Semifinals

N30	^ St. John's.....	L.....	64-69
D1	^ Auburn.....	W.....	90-78
D3	Oklahoma.....	W.....	66-64
D8	Georgia Southern.....	W.....	82-69
D15	Oral Roberts.....	W.....	91-86
D21	\$ Columbia.....	W.....	58-50
D22	\$ St. John's.....	L.....	60-68
D26	# Florida.....	L.....	62-64
D27	# Western Kentucky.....	W.....	85-77
J5	Austin Peay.....	W.....	93-70
J9	South Alabama.....	W.....	101-83
J12	Saint Peter's.....	W.....	84-72
J16	Furman.....	W.....	77-68
J19	at Richmond.....	W.....	84-74
J24	at Florida State.....	L.....	74-78
J26	at Illinois.....	W.....	89-86
J29	Providence.....	L.....	90-106
F2	at George Washington.....	L.....	69-77
F7	at Texas-Pan American.....	W.....	84-71
F9	at South Alabama.....	L.....	76-83
F13	Florida State.....	W.....	113-89
F15	NE Louisiana.....	W.....	100-84
F18	at Stetson.....	L.....	71-62
F23	at Furman.....	L.....	61-71
F25	Cincinnati.....	W.....	81-66
M4	Houston.....	W.....	83-80
M16	& Massachusetts.....	W.....	73-69
M19	& Md.-Eastern Shore.....	W.....	85-83
M23	& Purdue.....	L.....	63-78
M24	& Boston College.....	L.....	77-87

^ Clemson Tip-Off Tourney (Clemson, S.C.)  
\$ Connecticut Classic (New Haven, Conn.)  
# Gator Bowl Tourney (Jacksonville, Fla.)  
& NIT (New York, N.Y.)

**1974-75 (15-11)**

**Head Coach: Bob Gottlieb**

N29	Samford.....	W.....	102-72
D6	South Florida.....	L.....	78-80 (ot)
D9	Oklahoma.....	L.....	69-87
D14	at South Florida.....	W.....	71-69 (ot)
D16	Cal-St. Bakersfield.....	W.....	52-47
D20	^ New Mexico.....	L.....	64-72
D21	^ Vanderbilt.....	W.....	107-104 (2ot)
D26	# Penn State.....	L.....	73-75
D27	# Temple.....	W.....	63-52
J4	Wisc.-Milwaukee.....	W.....	100-85
J6	Georgia Southern.....	W.....	94-78
J11	at Providence.....	L.....	87-98
J13	Omaha.....	W.....	75-60
J18	at Oral Roberts.....	L.....	67-73
J22	Hofstra.....	W.....	87-68
J27	at Niagara.....	L.....	76-78 (ot)
J29	Richmond.....	W.....	66-58
F3	Furman.....	L.....	90-92
F6	at Florida State.....	L.....	55-63
F11	Northern Illinois.....	W.....	83-70
F15	at Stetson.....	L.....	47-48
F19	Florida State.....	W.....	76-71
F22	Marshall.....	W.....	72-68
F24	at Furman.....	L.....	79-80
F27	at Georgia Southern.....	W.....	70-66
M3	South Alabama.....	W.....	81-75

^ Trojan Invitational (Los Angeles, Calif.)  
# Gator Bowl Tourney (Jacksonville, Fla.)



# ALL-TIME RESULTS

SINCE 1957

**1975-76 (13-13)**
**Head Coach: Don Beasley**

D3	South Alabama.....	L.....	68-79
D6	at Washington State.....	L.....	77-82
D8	at Cal-St. Bakersfield.....	W.....	81-69
D16	Clemson.....	L.....	54-59
D20	West Texas State.....	L.....	59-69 (ot)
D26	# Florida.....	L.....	64-65
D27	# Saint Joseph's.....	W.....	91-90
J3	Furman.....	L.....	70-71
J5	at Dayton.....	L.....	83-92
J7	at South Alabama.....	W.....	68-62
J10	Florida State.....	L.....	57-77
J12	Rhode Island.....	W.....	55-52
J17	at Virginia Tech.....	L.....	58-86
J21	at Stetson.....	W.....	66-59
J24	Niagara.....	L.....	53-54
J28	South Florida.....	L.....	60-79
F2	at Northern Illinois.....	W.....	75-72
F5	at Samford.....	W.....	79-75 (ot)
F7	at Cincinnati.....	L.....	62-87
F10	Stetson.....	W.....	57-51
F14	at Furman.....	W.....	81-75 (ot)
F18	at Florida State.....	L.....	65-74
F24	Louisiana-Lafayette.....	W.....	84-77
F25	Wisc.-Milwaukee.....	W.....	58-53
F28	at Marshall.....	W.....	64-54
M1	Georgia Southern.....	W.....	77-65
# Gator Bowl Tourney (Jacksonville, Fla.)			

**1976-77 (10-19)**
**Head Coach: Don Beasley**

N26	at Auburn.....	L.....	67-92
D1	at UCLA.....	L.....	68-99
D4	at West Texas State.....	L.....	75-88
D6	at Colorado.....	L.....	72-89
D11	Washington State.....	L.....	67-74
D13	Samford.....	W.....	86-66
D18	Illinois Wesleyan.....	W.....	66-64
D21	Western Kentucky.....	W.....	83-62
D29	# Florida.....	L.....	87-99
D30	# Michigan State.....	W.....	65-63
J4	at Georgia State.....	L.....	63-85
J6	at Furman.....	L.....	74-88
J8	Marshall.....	W.....	96-91
J10	at South Florida.....	W.....	68-59
J15	Virginia Tech.....	L.....	68-74
J18	Furman.....	L.....	65-75
J22	Saint Bonaventure.....	L.....	63-69
J26	Florida State.....	W.....	77-70
F2	at Georgia Southern.....	L.....	79-85
F5	at Richmond.....	L.....	65-67
F7	Stetson.....	L.....	54-60
F12	at Louisiana-Lafayette.....	L.....	59-61 (ot)
F16	at Stetson.....	L.....	68-86
F21	Auburn.....	L.....	66-80
F23	at Florida State.....	W.....	70-64
F26	Cincinnati.....	L.....	61-78
M2	% South Florida.....	W.....	64-49
M8	% UNC-Charlotte.....	L.....	69-94
M9	% Georgia State.....	W.....	102-72
# Gator Bowl Tourney (Jacksonville, Fla.)			
% Sun Belt Tournament (Charlotte, N.C.)			

**1977-78 (14-14, 6-4 Sun Belt)**
**Head Coach: Don Beasley**

N30	Alabama-Huntsville.....	W.....	91-81
D6	Valdosta State.....	W.....	89-73
D10	at Mississippi.....	L.....	73-90
D12	at Memphis State.....	L.....	77-79
D19	Colorado.....	L.....	61-62
D27	# Indiana.....	L.....	59-69
D28	# Saint Bonaventure.....	L.....	75-103
J3	St. Xavier.....	W.....	89-65
J7	at South Florida.....	L.....	62-64
J9	at Marshall.....	L.....	80-102
J11	at Western Kentucky.....	L.....	94-96 (ot)
J14	*UNC-Charlotte.....	W.....	64-60
J16	*South Alabama.....	W.....	85-82

J18	*South Florida.....	W.....	70-60
J20	Stetson.....	W.....	63-52
J23	*at New Orleans.....	L.....	82-100
J26	at Samford.....	W.....	83-73
J28	*at UNC-Charlotte.....	L.....	82-101
J30	*New Orleans.....	L.....	71-90
F4	at Saint Bonaventure.....	L.....	89-94
F6	*at Georgia State.....	W.....	70-63
F11	Samford.....	W.....	96-81
F13	*at South Alabama.....	W.....	83-72
F15	at Brown.....	W.....	77-70
F18	at Providence.....	L.....	50-52 (ot)
F21	*Georgia State.....	W.....	86-78
F24	% Georgia State.....	W.....	82-77
F25	% New Orleans.....	L.....	64-79
# Gator Bowl Tourney (Jacksonville, Fla.)			
% Sun Belt Conference Game			
% Sun Belt Tournament (Charlotte, N.C.)			

**1978-79 (19-11, 6-4 Sun Belt)**
**Head Coach: Tates Locke**
**Sun Belt Conference Champions  
NCAA First Round**

N24	Wake Forest.....	L.....	68-70
D29	Augusta.....	W.....	81-68
N2	Memphis State.....	W.....	91-87
D4	Cameron.....	W.....	83-73
D6	at Stetson.....	L.....	71-83
D9	at North Carolina.....	L.....	56-85
D14	*at New Orleans.....	W.....	74-71 (ot)
D16	North Park.....	L.....	68-78
D19	Georgia State.....	W.....	80-57
D23	Fairleigh Dickinson.....	W.....	74-61
D26	at Pittsburgh.....	W.....	74-72
D27	at Florida.....	W.....	60-59
J3	Florida State.....	W.....	71-68
J6	Hartford.....	W.....	84-62
J13	*at Georgia State.....	W.....	74-67
J15	*South Florida.....	L.....	59-65
J17	*UNC-Charlotte.....	W.....	61-57
J20	*New Orleans.....	W.....	53-52
J22	*at South Alabama.....	L.....	61-72
J27	*at UAB.....	W.....	84-76
J30	*at UNC-Charlotte.....	L.....	54-59
F3	at Florida State.....	L.....	81-84
F10	*South Alabama.....	L.....	71-72 (ot)
F12	*UAB.....	W.....	54-52
F17	*at South Florida.....	L.....	59-60 (ot)
F21	at South Carolina.....	W.....	79-68
F23	% New Orleans.....	W.....	56-47
F24	% South Alabama.....	W.....	85-77
F25	% South Florida.....	W.....	68-54
M9	^ Virginia Tech.....	L.....	53-70
% Sun Belt Conference Game			
% Sun Belt Tournament (Charlotte, N.C.)			
^ NCAA Tournament (Lawrence, Kan.)			

**1979-80 (20-9, 10-4 Sun Belt)**
**Head Coach: Tates Locke**
**NIT First Round**

N30	Georgia College.....	W.....	95-62
D2	at Florida State.....	W.....	77-76
D4	Stetson.....	W.....	75-63
D6	*at VCU.....	W.....	65-63
D9	*at New Orleans.....	W.....	72-57
D19	Catholic.....	W.....	62-45
D22	Duquesne.....	W.....	73-54
D26	# William & Mary.....	W.....	58-43
D27	# Florida.....	W.....	61-55
J2	Saint Francis (Pa.).....	W.....	61-52
J5	*at UNC-Charlotte.....	L.....	65-68
J9	*South Alabama.....	L.....	63-64
J14	*UNC-Charlotte.....	W.....	72-68 (ot)
J16	*VCU.....	W.....	73-61
J19	*UAB.....	W.....	62-52
J23	*South Florida.....	W.....	91-75
J25	*at Georgia State.....	W.....	67-57
J27	*New Orleans.....	W.....	86-71
F2	*at UAB.....	L.....	68-72
F4	*at South Alabama.....	L.....	58-65
F9	at Wake Forest.....	L.....	56-69
F12	*at South Florida.....	W.....	61-41
F14	at Stetson.....	W.....	60-56

F16	Florida State.....	L.....	55-64
F18	at Florida.....	L.....	55-60
F20	*Georgia State.....	W.....	80-47
F23	% Georgia State.....	W.....	70-59
F25	% UAB.....	L.....	60-64
M5	^ Murray State.....	L.....	49-53
# Gator Bowl Tourney (Jacksonville, Fla.)			
% Sun Belt Conference Game			
% Sun Belt Tournament (Charlotte, N.C.)			
^ NIT (Jacksonville, Fla.)			

**1980-81 (8-19, 4-8 Sun Belt)**
**Head Coach: Tates Locke**

N29	at Wake Forest.....	L.....	44-57
D2	Eckerd.....	W.....	90-60
D6	at Florida State.....	L.....	57-59
D9	Florida A&M.....	L.....	49-56
D13	at Saint Joseph's.....	L.....	40-45
D16	*South Florida.....	W.....	65-60
D19	^ Mississippi.....	L.....	50-59
D20	^ Niagara.....	W.....	63-44
D26	# Florida.....	L.....	59-65
D27	# Georgia Tech.....	W.....	64-41
J3	*at UAB.....	L.....	55-73
J5	*UNC-Charlotte.....	W.....	56-54 (3ot)
J7	*Georgia State.....	W.....	86-67
J10	Saint Joseph's.....	L.....	42-44
J20	Florida State.....	L.....	50-59
J24	*UAB.....	L.....	64-76
J27	*South Alabama.....	L.....	48-55
J29	*at VCU.....	L.....	42-62
F1	*at South Florida.....	L.....	59-62
F3	at Stetson.....	L.....	51-64
F8	*at South Alabama.....	L.....	65-86
F10	*at UNC-Charlotte.....	W.....	69-67
F12	*at Georgia State.....	L.....	50-52
F17	Stetson.....	L.....	54-56 (ot)
F22	*VCU.....	L.....	51-59
F24	Ga. Southwestern.....	W.....	80-58
F27	% South Florida.....	L.....	50-52 (ot)
^ Dayton Invitational (Dayton, Ohio)			
# Gator Bowl Tourney (Jacksonville, Fla.)			
% Sun Belt Conference Game			
% Sun Belt Tournament (Jacksonville, Fla.)			

**1981-82 (14-13, 5-5 Sun Belt)**
**Head Coach: Bob Wenzel**

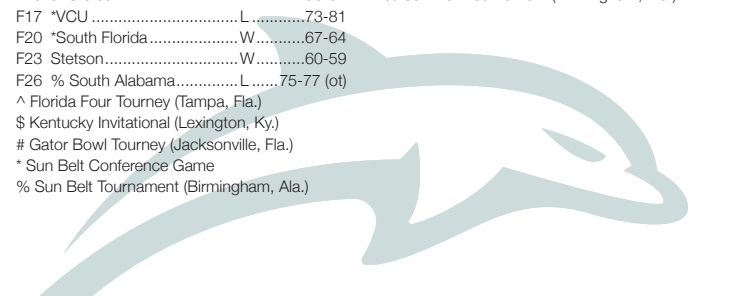
N28	George Washington.....	L.....	49-54
D1	Flagler.....	W.....	95-62
D4	^ Florida State.....	L.....	93-94 (ot)
D5	^ Florida.....	L.....	73-84
D9	at Florida State.....	W.....	83-80
D12	at Mercer.....	L.....	81-83
D18	\$ Kentucky.....	L.....	91-107
D19	\$ Utah State.....	W.....	89-82
D23	Mercer.....	L.....	62-65
D29	% Texas Tech.....	W.....	59-58
D30	# Virginia Tech.....	L.....	83-102
J4	*at UAB.....	L.....	62-82
J6	Francis Marion.....	W.....	67-54
J10	*at South Florida.....	W.....	64-60
J13	*UNC-Charlotte.....	L.....	88-94
J18	Baptist.....	W.....	84-59
J20	*at VCU.....	L.....	68-92
J22	*at South Alabama.....	W.....	95-91 (ot)
J27	Florida State.....	W.....	80-79 (ot)
F1	*UAB.....	L.....	57-59 (ot)
F8	*South Alabama.....	W.....	57-72
F10	*at UNC Charlotte.....	W.....	86-82
F15	at Stetson.....	W.....	98-84
F17	*VCU.....	L.....	73-81
F20	*South Florida.....	W.....	67-64
F23	Stetson.....	W.....	60-59
F26	% South Alabama.....	L.....	75-77 (ot)
^ Florida Four Tourney (Tampa, Fla.)			
\$ Kentucky Invitational (Lexington, Ky.)			
# Gator Bowl Tourney (Jacksonville, Fla.)			
% Sun Belt Conference Game			
% Sun Belt Tournament (Birmingham, Ala.)			

**1982-83 (7-22, 0-14 Sun Belt)**
**Head Coach: Bob Wenzel**

N27	Eckerd.....	W.....	75-56
N29	at Georgia Southern.....	W.....	53-46
D2	at Rutgers.....	L.....	65-71
D7	Berry.....	W.....	69-58
D10	^ Florida.....	L.....	78-104
D11	^ Florida State.....	L.....	66-81
D18	Wofford.....	W.....	97-59
D22	Minnesota.....	L.....	48-62
D28	# Iowa State.....	W.....	78-60
D29	# Florida.....	L.....	47-56
J4	Florida State.....	L.....	60-61
J8	*South Florida.....	L.....	68-71
J11	*Western Kentucky.....	L.....	52-66
J16	*at UAB.....	L.....	73-74
J18	Utica.....	W.....	75-63
J20	*at South Alabama.....	L.....	73-88
J22	*UAB.....	L.....	65-82
J26	*Old Dominion.....	L.....	64-69
J29	*at Western Ky.....	L.....	79-86
F5	*at Old Dominion.....	L.....	58-71
F7	*South Alabama.....	L.....	82-92
F12	at Florida State.....	L.....	74-83
F14	*VCU.....	L.....	61-68
F16	*at UNC-Charlotte.....	L.....	75-82
F20	*UNC-Charlotte.....	L.....	75-83
F23	*at VCU.....	L.....	58-65
F26	*at South Florida.....	L.....	67-100
M4	% Old Dominion.....	W.....	63-59
M5	% South Florida.....	L.....	58-71
^ Florida Four Tourney (Tampa, Fla.)			
# Gator Bowl Tourney (Jacksonville, Fla.)			
% Sun Belt Conference Game			
% Sun Belt Tournament (Birmingham, Ala.)			

**1983-84 (12-16, 3-11 Sun Belt)**
**Head Coach: Bob Wenzel**

N26	Eckerd.....	W.....	70-46
D2	Methodist.....	W.....	78-58
D8	at Florida State.....	L.....	63-76
D10	Florida.....	L.....	51-52
D16	Akron.....	W.....	71-62
D19	at Minnesota.....	L.....	50-52
D27	# Villanova.....	W.....	67-63
D28	# Wake Forest.....	L.....	54-57
J2	Army.....	W.....	57-41
J5	Hartford.....	W.....	63-46
J7	*Old Dominion.....	L.....	61-79
J9	Baptist.....	W.....	77-71 (ot)
J11	*Western Kentucky.....	L.....	58-59
J15	*at South Florida.....	L.....	48-57
J19	*at Western Ky.....	W.....	76-74 (ot)
J21	*UNC-Charlotte.....	W.....	71-69 (ot)
J28	*at UAB.....	L.....	74-75 (ot)
J31	*at South Alabama.....	L.....	76-91
F2	*UAB.....	L.....	45-68
F4	*VCU.....	L.....	49-55
F7	Francis Marion.....	W.....	68-61
F11	*at UNC Charlotte.....	L.....	70-85
F13	Florida State.....	W.....	56-47
F16	*at Old Dominion.....	L.....	55-62
F18	*at VCU.....	L.....	48-50
F21	*South Alabama.....	W.....	63-58
F24	*South Florida.....	L.....	38-42
M2	% Old Dominion.....	L.....	68-79
# Gator Bowl Tourney (Jacksonville, Fla.)			
% Sun Belt Conference Game			
% Sun Belt Tournament (Birmingham, Ala.)			



# ALL-TIME RESULTS

SINCE 1957

**1984-85 (15-14, 6-8 Sun Belt)**

**Head Coach: Bob Wenzel**

N24 Eckerd.....	W.....	61-45
N30 ^ Northern Arizona.....	L.....	64-65
D1 ^ Columbia.....	W.....	81-61
D5 Florida State.....	L.....	60-61
D8 at Florida.....	L.....	70-83
D15 Bethune-Cookman.....	W.....	86-66
D21 # Niagara.....	W.....	73-61
D22 # Mississippi.....	W.....	71-47
J2 Francis Marion.....	W.....	74-61
J5 *VCU.....	L.....	65-67 (ot)
J8 *at Western Ky.....	L.....	64-75
J10 *at UAB.....	L.....	55-67
J12 *at UNC-Charlotte.....	W.....	82-72
J14 UCF.....	W.....	64-49
J16 *UAB.....	L.....	64-69
J21 UNCG.....	L.....	68-74
J24 *Western Kentucky.....	W.....	69-65
J26 *UNC-Charlotte.....	W.....	96-67
J31 *at VCU.....	L.....	54-81
F2 *at Old Dominion.....	W.....	79-78 (ot)
F5 Florida A&M.....	W.....	68-52
F7 *South Alabama.....	W.....	72-64
F9 *Old Dominion.....	L.....	65-67
F13 at Florida State.....	L.....	72-88
F16 *at South Florida.....	L.....	60-61
F21 *at South Alabama.....	W.....	67-66
F23 *South Florida.....	L.....	54-56
M1 % South Florida.....	W.....	75-69 (ot)
M2 % VCU.....	L.....	57-75
^ Lobo Tip-Off Tourney (Albuquerque, N.M.)		
# Gator Bowl Tourney (Jacksonville, Fla.)		
* Sun Belt Conference Game		
% Sun Belt Tournament (Birmingham, Ala.)		

**1985-86 (21-10, 9-5 Sun Belt)**

**Head Coach: Bob Wenzel**

**Sun Belt Conference Champions**

**NCAA First Round**

N23 at Louisiana-Lafayette.....	W.....	80-66
N30 Eckerd.....	W.....	83-69
D3 Francis Marion.....	W.....	69-60
D7 at Geo. Washington.....	L.....	77-83
D14 UCF.....	W.....	67-47
D17 North Carolina.....	L.....	65-69
D20 # So. Mississippi.....	W.....	80-66
D21 # Georgia Tech.....	L.....	53-72
D27 & Washington.....	W.....	67-65
D28 & Tulsa.....	L.....	57-67
J2 Bethune-Cookman.....	W.....	103-54
J4 at Florida State.....	W.....	69-62
J6 Louisiana-Lafayette.....	W.....	55-51
J11 *UNC-Charlotte.....	W.....	86-77
J16 *at South Alabama.....	L.....	53-57
J18 *at UNC-Charlotte.....	W.....	67-58
J21 *UAB.....	L.....	67-75
J23 *at VCU.....	L.....	80-81 (2ot)
J25 *at Old Dominion.....	L.....	56-64
J27 *South Alabama.....	W.....	64-61
F1 *at UAB.....	W.....	65-60
F3 *at Western Ky.....	L.....	46-51
F8 *at South Florida.....	W.....	62-54
F10 *Western Kentucky.....	W.....	70-65
F15 *Old Dominion.....	W.....	69-51
F17 *VCU.....	W.....	67-58
F22 *South Florida.....	W.....	62-45
F27 *VCU.....	W.....	56-49
F28 %Old Dominion.....	W.....	67-61
F29 *UAB.....	W.....	70-69
M13 ^Temple.....	L.....	50-61 (ot)
# Gator Bowl Tourney (Jacksonville, Fla.)		
& Tulsa Tournament (Tulsa, Okla.)		
* Sun Belt Conference Game		
% Sun Belt Tournament (Birmingham, Ala.)		
^ NCAA Tournament (Dayton, Ohio)		

**1986-87 (19-11, 11-3 Sun Belt)**

**Head Coach: Bob Wenzel**

**NIT First Round**

N28 & Rhode Island.....	L.....	57-61
N29 & Hartford.....	W.....	63-49
D5 \$ Northeastern.....	L.....	70-76
D6 \$ Oklahoma State.....	W.....	85-66
D8 Armstrong State.....	L.....	53-54
D13 at North Carolina.....	L.....	69-98
D19 # Ohio State.....	L.....	74-85
D20 #! Virginia Tech.....	W.....	2-0
D29 George Washington.....	W.....	90-80
J3 Florida State.....	W.....	90-78
J6 *at South Alabama.....	W.....	88-81
J8 *at UAB.....	W.....	77-69
J11 *South Florida.....	W.....	65-56
J14 *Western Kentucky.....	W.....	80-71
J17 *at Old Dominion.....	W.....	89-71
J19 Virginia.....	L.....	81-82
J22 *at UNC-Charlotte.....	W.....	79-67
J26 *UAB.....	L.....	80-81 (ot)
J31 *South Alabama.....	W.....	98-89
F3 Morgan State.....	W.....	102-66
F5 *UNC-Charlotte.....	W.....	99-68
F7 *at VCU.....	W.....	77-66
F11 *VCU.....	L.....	75-88
F14 *at South Florida.....	W.....	94-85
F16 *at Western Ky.....	L.....	74-87
F21 *Old Dominion.....	W.....	71-66
F26 %South Florida.....	W.....	68-63
F27 *UAB.....	L.....	86-93
M2 Central Conn. State.....	W.....	123-83
M12 ^at Vanderbilt.....	L.....	72-74
& Hartford Invitational (Hartford, Conn.)		
\$ Carrier Classic (Syracuse, N.Y.)		
# Gator Bowl Tourney (Jacksonville, Fla.)		
* Sun Belt Conference Game		
% Sun Belt Conference Tournament (Bowling Green, Ky.)		
^ NIT (Nashville, Tenn.)		
!-Forfeit		

**1987-88 (8-21, 2-12 Sun Belt)**

**Head Coach: Rich Haddad**

N21 & at Florida.....	L.....	52-82
N30 Eckerd.....	W.....	82-57
D4 ^ UC-Irvine.....	L.....	76-79
D5 ^ Navy.....	W.....	69-64
D9 St. Thomas.....	W.....	55-45
D19 Saint Peter's.....	W.....	70-54
D22 # Saint Bonaventure.....	L.....	60-83
D23 # Boston University.....	L.....	69-75
D26 Pittsburgh.....	L.....	67-81
D29 Towson.....	L.....	51-58
J2 *UNC-Charlotte.....	L.....	77-90
J6 at Florida State.....	L.....	63-87
J9 *Old Dominion.....	L.....	77-78
J16 *at UNC-Charlotte.....	L.....	65-68
J18 UCF.....	W.....	92-76
J25 *at UAB.....	L.....	55-70
J28 *South Florida.....	L.....	55-57
J30 *at Old Dominion.....	L.....	64-73
F1 at Virginia.....	L.....	52-77
F4 *at South Florida.....	L.....	61-75
F6 *at VCU.....	L.....	64-86
F8 Hartford.....	W.....	91-84
F11 *South Alabama.....	W.....	98-80
F13 *Western Kentucky.....	L.....	58-60
F18 *at South Alabama.....	L.....	69-82
F20 *UAB.....	L.....	75-77
F25 *VCU.....	W.....	79-75
F27 *at Western Ky.....	L.....	79-80
M5 %UNC-Charlotte.....	L.....	72-73
^ Amana-Hawkeye Classic (Iowa City, Iowa)		
# Gator Bowl Tourney (Jacksonville, Fla.)		
* Sun Belt Conference Game		
% Sun Belt Tournament (Richmond, Va.)		

**1988-89 (14-16, 5-9 Sun Belt)**

**Head Coach: Rich Haddad**

N25 Eckerd.....	W.....	95-64
N28 Georgia.....	L.....	70-75
D2 # So. Mississippi.....	W.....	80-76 (ot)
D3 # Oral Roberts.....	W.....	92-89
D6 at Pittsburgh.....	L.....	74-81
D9 ^ Chattanooga.....	L.....	76-77 (ot)
D10 ^ Lehigh.....	W.....	75-73
D19 at Virginia.....	L.....	81-86
D23 Bethune-Cookman.....	W.....	76-64
D30 Monmouth.....	W.....	70-59
J3 at Saint Peter's.....	L.....	62-68
J11 Florida State.....	L.....	70-85
J14 *at Western Ky.....	W.....	98-93 (2ot)
J16 *at UAB.....	L.....	86-93
J18 *South Florida.....	W.....	98-84
J23 *at South Alabama.....	L.....	74-103
J30 *Old Dominion.....	W.....	79-76
F2 *at UNC-Charlotte.....	L.....	79-84
F4 *Western Kentucky.....	W.....	87-76
F7 *at Old Dominion.....	L.....	84-91
F11 *at South Florida.....	L.....	94-104
F13 *at VCU.....	L.....	89-92
F15 Flagler.....	W.....	87-55
F18 *UAB.....	W.....	98-79
F23 *at UNC-Charlotte.....	L.....	71-84
F25 *South Alabama.....	L.....	78-93
F27 *VCU.....	L.....	70-85
M3 %VCU.....	W.....	93-85 (ot)
M4 %Western Kentucky.....	W.....	77-72
M5 %South Alabama.....	L.....	59-105
# Gator Bowl Tourney (Jacksonville, Fla.)		
^ Longhorn Classic (Austin, Texas)		
* Sun Belt Conference Game		
% Sun Belt Tournament (Charlotte, N.C.)		

**1989-90 (13-16, 5-9 Sun Belt)**

**Head Coach: Rich Haddad**

N24 ^ Bowling Green.....	L.....	75-87
N25 ^ New Hampshire.....	W.....	57-49
N28 Bethune-Cookman.....	L.....	68-71
D1 # Campbell.....	W.....	87-67
D2 # Loyola Marymount.....	L.....	105-106
D5 Saint Peter's.....	W.....	64-62
D9 at Maryland.....	L.....	53-68
D16 UMBC.....	W.....	81-66
D20 at Georgia.....	L.....	62-91
D22 Florida A&M.....	W.....	78-63
D28 Augusta.....	W.....	102-73
J4 *UAB.....	L.....	61-77
J6 *Western Kentucky.....	L.....	58-61
J8 at Florida State.....	L.....	99-104 (2ot)
J13 *at UNC-Charlotte.....	L.....	70-77
J15 *VCU.....	L.....	81-86 (ot)
J22 *at Old Dominion.....	L.....	71-94
J24 *UAB.....	W.....	86-84
J27 *at Western Ky.....	L.....	64-80
J29 Fairleigh Dickinson.....	W.....	74-73
F1 *at South Florida.....	L.....	84-96
F7 *at South Alabama.....	L.....	66-94
F10 *UNC-Charlotte.....	L.....	86-90
F12 *at VCU.....	W.....	79-53
F15 *South Alabama.....	W.....	87-85 (ot)
F17 *Old Dominion.....	W.....	81-72
F22 *South Florida.....	W.....	86-84
M3 %Old Dominion.....	W.....	94-88
M4 %South Florida.....	L.....	59-86
^ Providence Fleet Classic(Providence, R.I.)		
# Gator Bowl Tourney (Jacksonville, Fla.)		
* Sun Belt Conference Game		
% Sun Belt Tournament (Birmingham, Ala.)		

**1990-91 (6-22, 2-12 Sun Belt)**

**Head Coach: Rich Haddad**

N24 Flagler.....	W.....	81-61
N27 at North Carolina.....	L.....	61-104
N30 # Navy.....	W.....	84-82
D1 # Colorado State.....	L.....	56-59
D4 Mississippi State.....	L.....	65-79
D8 Maryland.....	W.....	71-70
D15 Bethune-Cookman.....	W.....	96-84
D19 at Oklahoma State.....	L.....	58-91
D22 at Pepperdine.....	L.....	69-75
D29 Hartford.....	L.....	74-84
J7 *at South Florida.....	L.....	67-71
J10 *at Old Dominion.....	L.....	58-83
J14 *Western Kentucky.....	W.....	91-87
J16 Butler.....	L.....	58-71
J19 *VCU.....	L.....	59-75
J26 *at UNC-Charlotte.....	L.....	71-78
J28 *at VCU.....	L.....	67-85
J31 Long Island.....	L.....	67-68
F2 *UAB.....	L.....	72-92
F4 *at Western Ky.....	L.....	81-82
F7 *South Alabama.....	L.....	76-97
F9 *at UAB.....	L.....	68-84
F11 *South Florida.....	W.....	81-72
F16 Florida State.....	L.....	79-99
F18 *at South Alabama.....	L.....	66-68
F20 *UNC-Charlotte.....	L.....	73-81
F23 *Old Dominion.....	L.....	75-82
M2 %South Alabama.....	L.....	68-84
# Gator Bowl Tourney (Jacksonville, Fla.)		
* Sun Belt Conference Game		
% Sun Belt Tournament (Mobile, Ala.)		

**1991-92 (12-17, 4-10 Sun Belt)**

**Head Coach: Matt Kilcullen**

N23 Pepperdine.....	L.....	64-84
N26 at Florida State.....	L.....	91-100
N30 Long Island.....	W.....	97-82
D2 Florida.....	L.....	77-80
D7 *at Ark.-Little Rock.....	L.....	72-75
D14 at Mississippi State.....	L.....	74-77
D17 North Carolina.....	L.....	87-98
D19 Bethune-Cookman.....	W.....	110-93
D23 at Washington.....	L.....	53-63
D28 Iona.....	W.....	88-85
J2 *at South Alabama.....	L.....	95-113
J4 *Louisiana-Lafayette.....	L.....	66-96
J6 *Lamar.....	L.....	82-93 (ot)
J11 at UCF.....	W.....	78-74
J18 *Western Kentucky.....	W.....	89-85 (ot)
J23 *at Louisiana Tech.....	L.....	64-85
J25 *at New Orleans.....	L.....	58-66
J27 *Texas-Pan American.....	W.....	58-45
J30 Florida A&M.....	W.....	81-65
F1 *at Western Ky.....	L.....	67-92
F5 *at Arkansas State.....	L.....	89-98 (ot)
F8 UCF.....	W.....	78-73
F12 Charleston Southern.....	W.....	67-60
F17 *Louisiana Tech.....	L.....	63-91
F22 *at Texas-Pan Am.....	W.....	74-73
F27 *South Alabama.....	W.....	102-85
F29 *Arkansas-Little Rock.....	L.....	67-71
M5 %Lamar.....	W.....	105-78
M6 %Louisiana Tech.....	L.....	66-80
* Sun Belt Conference Game		
% Sun Belt Tournament (Biloxi, Miss.)		



# ALL-TIME RESULTS

SINCE 1957

**1992-93 (5-22, 3-15 Sun Belt)**
**Head Coach: Matt Kilcullen**

D8	at Florida.....	L.....	75-82 (ot)
D10	at Buffalo.....	W.....	75-60
D12	Bethune-Cookman.....	W.....	84-63
D19	Washington.....	L.....	65-78
D30	at DePaul.....	L.....	71-80
J2	*at New Orleans.....	L.....	69-79 (ot)
J4	Oklahoma State.....	L.....	59-60
J6	Buffalo.....	L.....	63-70
J11	*at Arkansas State.....	L.....	55-60
J14	*Louisiana-Lafayette.....	L.....	84-90
J16	*Lamar.....	W.....	86-80
J18	*at Ark.-Little Rock.....	L.....	59-66
J23	*at Texas-Pan Am.....	L.....	79-80 (ot)
J25	*at Lamar.....	L.....	88-97
J28	*New Orleans.....	L.....	50-66
J30	*Arkansas-Little Rock.....	L.....	61-77
F2	Florida State.....	L.....	77-92
F4	*at Louisiana Tech.....	L.....	75-78
F7	*at South Alabama.....	L.....	58-73
F11	*at Western Ky.....	L.....	58-66
F13	*Arkansas State.....	L.....	73-86
F15	*Texas-Pan American.....	W.....	90-85
F20	*South Alabama.....	L.....	86-109
F22	*Louisiana Tech.....	W.....	84-71
F25	*at Louisiana-Lafayette.....	L.....	63-87
F27	*Western Kentucky.....	L.....	66-101
M2	*Louisiana Tech.....	L.....	62-63
* Sun Belt Conference Game			
% Sun Belt Tournament (Biloxi, Miss.)			

**1993-94 (17-11, 11-7 Sun Belt)**
**Head Coach: Matt Kilcullen**

N27	Stetson.....	W.....	95-69
D1	Bethune-Cookman.....	W.....	93-68
D4	*Louisiana Tech.....	W.....	80-60
D8	Florida.....	L.....	67-68
D11	Florida Atlantic.....	W.....	105-73
D18	DePaul.....	L.....	83-90
D21	at Butler.....	L.....	73-89
J3	*Louisiana-Lafayette.....	L.....	78-89
J6	*Lamar.....	W.....	78-69
J8	*at Texas-Pan Am.....	L.....	83-94
J12	*Arkansas State.....	W.....	75-72
J15	*Western Kentucky.....	L.....	65-83
J20	*at South Alabama.....	W.....	71-59
J22	*at New Orleans.....	L.....	54-74
J26	*at Ark.-Little Rock.....	W.....	90-76
J29	*Texas-Pan Am.....	W.....	87-86 (ot)
F1	Buffalo.....	W.....	79-77
F5	*Ark.-Little Rock.....	W.....	88-86
F7	Florida A&M.....	W.....	80-59
F10	*Lamar.....	W.....	89-78
F12	*at Western Ky.....	W.....	84-77
F14	*New Orleans.....	L.....	56-64
F19	*at Louisiana-Lafayette.....	W.....	70-68
F21	*at Louisiana Tech.....	W.....	74-68
F26	*South Alabama.....	L.....	66-77
F28	*at Arkansas State.....	L.....	71-86
M5	%Arkansas State.....	W.....	68-55
M6	%Western Kentucky.....	L.....	72-83
* Sun Belt Conference Game			
% Sun Belt Tournament (Bowling Green, Ky.)			

**1994-95 (18-9, 12-6 Sun Belt)**
**Head Coach: George Scholz**

N26	Flagler.....	W.....	84-70
N30	at Stetson.....	W.....	89-77
D3	*Western Kentucky.....	W.....	100-88 (2ot)
D6	at South Florida.....	W.....	71-70
D10	Georgia.....	L.....	68-75
D17	South Florida.....	L.....	67-71
D21	Florida.....	W.....	68-67
D29	*at Louisiana Tech.....	L.....	63-65
J3	Siena.....	W.....	61-57
J5	*Louisiana-Lafayette.....	W.....	85-83
J7	*at Ark.-Little Rock.....	L.....	72-75
J9	*Arkansas State.....	W.....	86-80 (ot)
J12	*at Lamar.....	W.....	72-69
J14	*at Texas-Pan Am.....	W.....	83-82 (2ot)
J16	*South Alabama.....	W.....	112-99
J23	*New Orleans.....	W.....	89-69
J26	*at Western Ky.....	L.....	72-76
J28	*Texas-Pan American.....	W.....	65-60
F2	*at New Orleans.....	L.....	67-69
F4	*at Louisiana-Lafayette.....	L.....	62-66
F10	at Florida Atlantic.....	W.....	81-59
F12	*at South Alabama.....	L.....	69-89
F16	*Lamar.....	W.....	75-69
F18	*Louisiana Tech.....	W.....	65-58
F23	*at Arkansas State.....	W.....	74-72
F27	*Ark.-Little Rock.....	W.....	86-70
M4	%Ark.-Little Rock.....	L.....	76-99
* Sun Belt Conference Game			
% Sun Belt Tournament (Little Rock, Ark.)			

**1995-96 (15-13, 10-8 Sun Belt)**
**Head Coach: George Scholz**

N30	Florida Atlantic.....	W.....	88-70
D2	at Florida State.....	L.....	80-87
D4	Stetson.....	W.....	74-66
D7	at UAB.....	L.....	56-61
D16	*South Alabama.....	W.....	65-53
D18	UAB.....	L.....	64-67
D20	South Florida.....	W.....	84-75
D23	at Siena.....	W.....	89-76
D30	at Georgia.....	L.....	59-86
J4	*Lamar.....	W.....	85-75
J6	*Louisiana-Lafayette.....	W.....	80-69
J11	*at Western Ky.....	W.....	87-85
J13	*at Louisiana Tech.....	L.....	75-76
J22	*Arkansas State.....	W.....	101-93
J25	*at New Orleans.....	L.....	69-73
J28	*at South Alabama.....	L.....	76-80
F1	*at Texas-Pan Am.....	L.....	61-75
F3	*Western Kentucky.....	W.....	92-78
F5	*Ark.-Little Rock.....	L.....	57-89
F7	*Louisiana Tech.....	W.....	70-68
F10	*at Lamar.....	W.....	80-70
F15	*New Orleans.....	L.....	88-97
F17	*at Arkansas State.....	W.....	77-75
F19	*Texas-Pan American.....	W.....	81-73
F22	*at Louisiana-Lafayette.....	L.....	84-86
F24	*at Ark.-Little Rock.....	L.....	77-103
M2	%Lamar.....	W.....	63-62
M3	%Ark.-Little Rock.....	L.....	60-67
* Sun Belt Conference Game			
% Sun Belt Tournament (Little Rock, Ark.)			

**1996-97 (5-23, 4-14 Sun Belt)**
**Head Coach: Buster Harvey**

N22	at Arizona State.....	L.....	69-111
N26	at UNLV.....	L.....	79-85 (ot)
N30	*Arkansas State.....	L.....	83-85 (ot)
D7	at South Florida.....	L.....	43-78
D14	Florida State.....	L.....	84-108
D18	at Miami (Fl).....	L.....	57-74
D21	*Western Kentucky.....	L.....	73-91
D28	Fordham.....	L.....	74-77
D30	Monmouth.....	L.....	70-82
J2	*New Orleans.....	L.....	62-95
J4	*Louisiana-Lafayette.....	W.....	91-87

J9	*at Arkansas State.....	L.....	64-97
J11	*at Ark.-Little Rock.....	L.....	80-84
J13	*South Alabama.....	L.....	45-77
J16	*at Louisiana Tech.....	L.....	70-83
J18	*at Lamar.....	L.....	83-93 (ot)
J25	*at Texas-Pan Am.....	W.....	69-67
J30	*at Western Ky.....	L.....	87-97
F1	*Lamar.....	W.....	99-96 (ot)
F3	at Florida.....	L.....	82-102
F6	*at Louisiana-Lafayette.....	L.....	87-95
F8	*Texas-Pan American.....	W.....	71-67
F13	*at New Orleans.....	L.....	62-88
F15	*at South Alabama.....	L.....	74-92
F17	*Ark.-Little Rock.....	L.....	89-96
F22	*Louisiana Tech.....	L.....	65-71
F28	%Arkansas State.....	W.....	101-80
M1	%New Orleans.....	L.....	63-76
* Sun Belt Conference Game			
% Sun Belt Tournament (Little Rock, Ark.)			
# Scholz was replaced by Harvey after six games			

**1997-98 (8-19, 6-12 Sun Belt)**
**Head Coach: Hugh Durham**

N20	Florida A&M.....	W.....	76-54
N24	South Florida.....	L.....	57-69
N29	Miami (FL).....	L.....	70-74
D2	at Florida A&M.....	L.....	77-86
D6	at Florida State.....	L.....	44-74
D18	at Fordham.....	L.....	52-60
D20	at Monmouth.....	W.....	76-73
D27	*at New Orleans.....	L.....	64-67
D30	*Louisiana Tech.....	W.....	64-57
J3	*South Alabama.....	L.....	59-72
J5	*Louisiana-Lafayette.....	L.....	58-65
J8	*Texas-Pan American.....	L.....	78-101
J10	*at Louisiana Tech.....	L.....	61-70
J15	*Ark.-Little Rock.....	L.....	53-65
J19	Florida.....	L.....	69-75
J22	*at Western Ky.....	W.....	75-70
J24	*at Ark.-Little Rock.....	L.....	53-65
J29	*at South Alabama.....	L.....	31-52
J31	*at Louisiana-Lafayette.....	W.....	80-79
F5	*Arkansas State.....	L.....	65-70
F7	*Texas-Pan American.....	W.....	100-79
F12	*Western Kentucky.....	W.....	67-64
F14	*Lamar.....	W.....	78-68
F19	*at Arkansas State.....	L.....	70-87
F21	*at Lamar.....	L.....	56-62
F23	*New Orleans.....	L.....	53-57
F27	%Western Kentucky.....	L.....	70-75 (ot)
* Sun Belt Conference Game			
% Sun Belt Tournament (Lafayette, La.)			

**1998-99 (12-15, 7-9 ASUN)**
**Head Coach: Hugh Durham**

N18	Florida Tech.....	W.....	98-62
N25	Palm Beach Atlantic.....	W.....	89-72
N30	at South Carolina.....	L.....	56-73
D4	^ South Carolina St.....	W.....	66-63
D5	^ at Ball State.....	L.....	47-65
D12	at Florida.....	L.....	72-79
D17	Florida State.....	L.....	53-72
D22	at Baylor.....	L.....	53-68
D29	& Florida A&M.....	W.....	71-70
D30	& Radford.....	W.....	73-70
J2	*Centenary.....	L.....	71-83
J7	*Stetson.....	L.....	47-62
J9	*at Centenary.....	L.....	52-58
J14	*at UCF.....	L.....	58-74
J16	*at Florida Atlantic.....	L.....	80-88
J23	*Troy.....	W.....	76-68
J25	*Mercer.....	W.....	71-44
J28	*at Georgia State.....	L.....	54-68
J30	*at Campbell.....	L.....	61-66
F4	*Samford.....	L.....	68-77
F6	*Jacksonville State.....	W.....	72-51
F10	*Florida Atlantic.....	W.....	57-46
F13	*at Mercer.....	W.....	65-61
F15	*at Troy.....	W.....	81-76

F18	*UCF.....	L.....	60-65
F20	*at Stetson.....	W.....	62-61 (ot)
F25	%Georgia State.....	L.....	58-78
^ Cardinal Varsity Club Classic (Muncie, Ind.)			
& Capital City Classic (Tallahassee, Fla.)			
* ASUN Conference Game			
% ASUN Tournament (Jacksonville, Fla.)			

**1999-2000 (8-19, 5-12 ASUN)**
**Head Coach: Hugh Durham**

N20	at Coastal Carolina.....	W.....	88-84
N23	Georgia Southern.....	L.....	85-93
N27	at Florida State.....	L.....	59-83
D1	at Troy.....	L.....	69-77
D4	*Samford.....	W.....	73-71
D11	at American.....	L.....	59-61
D14	at Northwestern.....	L.....	59-67
D18	Baylor.....	L.....	71-82
D21	High Point.....	W.....	101-86
D30	Florida Tech.....	W.....	92-65
J3	*Jacksonville State.....	L.....	73-82
J8	*at Georgia State.....	L.....	57-67
J10	*Campbell.....	L.....	51-52
J15	*Stetson.....	L.....	69-71
J19	*UCF.....	L.....	70-79
J22	*Florida Atlantic.....	W.....	82-63
J25	*at Mercer.....	L.....	70-72 (2ot)
J29	*at UCF.....	L.....	57-65
J31	*at Florida Atlantic.....	W.....	75-60
F3	*Mercer.....	W.....	68-65 (ot)
F5	*Troy.....	W.....	103-93
F10	*at Jacksonville St.....	L.....	68-74
F12	*at Samford.....	L.....	58-79
F17	*Campbell.....	L.....	63-68
F19	*Georgia State.....	L.....	67-68
F24	*at Stetson.....	L.....	79-83
M1	%Mercer.....	L.....	48-55
* ASUN Conference Game			
% ASUN Tournament (Jacksonville, Fla.)			

**2000-01 (8-10, 12-7 ASUN)**
**Head Coach: Hugh Durham**

N18	at Coastal Carolina.....	W.....	88-69
N21	Georgia Southern.....	W.....	80-78
N27	at Troy.....	W.....	96-46
N29	Florida Tech.....	W.....	95-44
D2	*at Jacksonville St.....	W.....	51-40
D5	*Troy.....	W.....	79-71
D9	at High Point.....	W.....	54-41
D17	at Florida State.....	L.....	61-75
D21	American.....	L.....	66-70
D28	Savannah State.....	W.....	67-52
D30	Lehigh.....	W.....	73-70
J3	*Samford.....	L.....	51-70
J6	*Campbell.....	W.....	75-56
J8	*Georgia State.....	L.....	82-93
J13	*at Stetson.....	L.....	68-78
J18	*at Florida Atlantic.....	L.....	62-71
J20	*at UCF.....	W.....	58-54
J22	*Mercer.....	W.....	72-69
J27	*Florida Atlantic.....	W.....	71-55
J29	*UCF.....	W.....	74-65
F1	*Troy.....	L.....	60-76
F3	*at Mercer.....	W.....	68-55
F8	*Samford.....	W.....	74-51
F10	*Jacksonville State.....	W.....	64-59
F15	*at Georgia State.....	L.....	82-90
F17	*at Campbell.....	L.....	68-78
F24	*Stetson.....	W.....	82-64
M1	%Samford.....	L.....	41-44
* ASUN Conference Game			
% ASUN Conference Tournament (Atlanta, Ga.)			

# ALL-TIME RESULTS

SINCE 1957

**2001-02 (18-12, 12-8 ASUN)**

**Head Coach: Hugh Durham**

N16 Florida Tech	W	77-67
N19 New Orleans	W	73-58
N24 *Belmont	W	58-37
N29 *at UCF	L	72-73
D1 *Stetson	W	67-57
D8 Savannah State	W	91-49
D15 at Texas	L	86-90
D17 at Wichita State	W	67-65
D20 ^ Oral Roberts	L	64-73
D21 ^ Niagara	L	52-64
D22 ^ UPR-Mayaguez	W	85-43
D29 at Savannah State	W	58-55
J2 *at Florida Atlantic	W	73-58
J5 *Jacksonville State	W	69-67
J7 *Samford	L	58-65
J10 *at Campbell	W	67-53
J12 *at Georgia State	W	84-72
J17 *Mercer	W	75-62
J19 *Troy	W	74-71
J22 *at Stetson	L	58-68
J26 *at Mercer	W	74-58
J28 *at Troy	L	61-76
F2 *Georgia State	L	75-81 (ot)
F4 *Campbell	W	85-57
F7 *at Samford	L	51-52
F9 *at Jacksonville State	W	100-98 (3ot)
F16 *at Belmont	L	68-91
F21 *Florida Atlantic	L	72-76
F23 *UCF	W	82-80 (ot)
F28 %Florida Atlantic	L	50-59
^ San Juan Shootout (San Juan, P.R.)		
* ASUN Conference Game		
% ASUN Tournament (Orlando, Fla.)		

**2002-03 (13-16, 8-8 ASUN)**

**Head Coach: Hugh Durham**

N22 St. Leo	W	85-55
N24 # Cal St.-Northridge	L	55-67
N25 # Grambling	W	82-68
N27 at Savannah State	W	60-47
N30 at Mississippi State	L	65-100
D2 at New Orleans	L	57-90
D6 ^ So. Mississippi	L	61-62
D7 ^ Montana State	L	55-64
D14 South Carolina St.	W	76-68
D18 at Illinois State	L	50-74
D30 UNC-Wilmington	L	62-81
J4 *Troy	W	68-70
J6 *Mercer	L	68-71
J10 *at Stetson	W	75-71
J13 Savannah State	W	73-53
J18 *at Florida Atlantic	W	74-63
J20 *at UCF	L	48-72
J23 *Campbell	W	65-51
J25 *Gardner-Webb	W	87-75
J30 *Jacksonville State	W	57-56
F6 *at Belmont	L	52-84
F8 *at Samford	L	43-70
F13 *UCF	W	80-75
F15 *Florida Atlantic	W	89-54
F18 *at Georgia State	L	69-71
F22 *Stetson	W	73-59
F27 *at Mercer	L	63-73
M1 *at Troy	L	72-94
M6 %Mercer	L	57-73
# John Thompson Foundation Challenge (Eugene, Ore.)		
^ Hawkeye Challenge (Iowa City, Iowa)		
* ASUN Conference Game		
% ASUN Tournament (Atlanta, Ga.)		

**2003-04 (13-15, 8-12 ASUN)**

**Head Coach: Hugh Durham**

N21 UPR-Mayaguez	W	88-47
N24 at UNC-Wilmington	L	53-71
N29 at Arkansas	L	65-85
D6 Savannah State	W	86-74
D13 Nova Southeastern	W	72-51
D17 *at Troy	L	99-107 (2ot)
D22 at Savannah State	W	65-60
D29 Tennessee State	W	71-67
J3 *at Belmont	L	54-70
J5 *at Lipscomb	W	82-65
J9 *Florida Atlantic	L	67-87
J11 *UCF	L	51-63
J14 *at Stetson	L	64-66
J17 *at Campbell	L	73-85
J19 *at Gardner-Webb	L	62-74
J22 *Georgia State	L	58-66
J24 *Mercer	W	88-83
J27 *Stetson	W	80-74
J30 *at Georgia State	W	77-75
F1 *at Mercer	L	62-75
F5 *Gardner-Webb	W	83-78
F7 *Campbell	W	79-76
F12 *at UCF	L	69-78
F14 *at Florida Atlantic	W	70-69
F19 *Lipscomb	W	71-66
F21 *Belmont	L	63-73
F27 *Troy	L	73-113
M4 %UCF	L	63-71
* ASUN Conference Game		
% ASUN Tournament (Nashville, Tenn.)		

**2004-05 (16-13, 11-9 ASUN)**

**Head Coach: Hugh Durham**

N19 Florida	L	59-81
N23 North Florida	W	78-73
N27 at Savannah State	W	73-67
D2 *Georgia State	W	78-75 (ot)
D4 *Mercer	L	67-71
D11 Savannah State	W	84-62
D19 at Tennessee Tech	L	74-92
D21 at Florida State	L	57-101
D29 Eckerd	W	71-65
J3 *Stetson	L	63-68
J5 *Troy	L	76-87
J9 *at UCF	L	57-75
J11 *at Florida Atlantic	W	82-81
J15 *Lipscomb	W	58-49
J17 *Belmont	W	70-68
J20 *at Campbell	W	61-57
J22 *at Gardner-Webb	L	53-81
J26 *at Stetson	W	70-58
J29 *Campbell	W	78-65
J31 *Gardner-Webb	W	69-58
F3 *at Lipscomb	L	63-73
F5 *at Belmont	W	93-89
F10 *Florida Atlantic	L	73-100
F12 *UCF	W	83-82 (ot)
F18 *at Troy	L	73-85
F25 *at Georgia State	W	81-67
F27 *at Mercer	L	61-88
M3 %Lipscomb	W	68-64
M4 %Gardner-Webb	L	76-77
* ASUN Conference Game		
% ASUN Tournament (Nashville, Tenn.)		

**2005-06 (1-26, 1-19 ASUN)**

**Head Coach: Cliff Warren**

N19 Florida State	L	48-78
N25 at South Florida	L	78-91
D2 *North Florida	W	88-71
D4 *at Florida Atlantic	L	104-107 (2ot)
D11 at Coastal Carolina	L	66-81
D14 at Kennesaw State	L	67-81
D18 at Florida	L	58-101
D22 at Georgia Tech	L	67-92
D29 Georgia Southern	L	79-84
J2 *at Mercer	L	81-90
J5 *at Stetson	L	57-69
J7 *Lipscomb	L	67-75
J9 *Belmont	L	78-91
J14 *at East Tenn. State	L	87-98
J16 *at Kennesaw State	L	64-88
J19 *Gardner-Webb	L	57-62
J21 *Campbell	L	75-87
J25 *at North Florida	L	78-90
J28 *at Gardner-Webb	L	73-77
J30 *at Campbell	L	77-91
F3 *East Tennessee St.	L	73-88
F5 *Kennesaw State	L	76-80
F9 *at Belmont	L	65-83
F11 *at Lipscomb	L	78-101
F17 *Mercer	L	90-93 (ot)
F19 *Stetson	L	66-81
F25 *Florida Atlantic	L	76-85
* ASUN Conference Game		

**2006-07 (15-14, 11-7 ASUN)**

**Head Coach: Cliff Warren**

N12 at Savannah State	L	64-67
N14 St. Leo	W	77-73
N16 at Florida	L	61-90
N22 Florida Tech	W	89-60
N25 South Carolina St.	W	87-74
N27 at UCF	L	62-99
N30 *at Lipscomb	L	61-73
D2 *at Belmont	L	62-76
D10 Coastal Carolina	W	85-72
D16 at Texas A&M	L	58-97
D19 at Georgia	L	77-93
D29 at South Carolina	L	73-80
J2 *Gardner-Webb	W	73-64
J4 *Campbell	W	90-71
J9 *at North Florida	W	64-60
J13 *at Kennesaw State	L	76-83
J15 *at East Tenn. State	L	59-71
J18 *Mercer	W	87-77
J20 *Stetson	W	69-65
J25 *at Gardner-Webb	W	64-59
J27 *at Campbell	L	74-84
F3 *North Florida	W	75-61
F8 *East Tennessee St.	W	74-66
F10 *Kennesaw State	W	76-72
F16 *at Mercer	W	101-97 (ot)
F18 *at Stetson	L	57-62
F22 *Belmont	L	71-86
F24 *Lipscomb	W	74-67
M1 %Campbell	L	85-90
* ASUN Conference Game		
% ASUN Tournament (Johnson City, Tenn.)		

**2007-08 (18-13, 12-4 ASUN)**

**Head Coach: Cliff Warren**

N11 Savannah State	W	79-63
N14 at South Carolina St.	W	76-64
N17 Concordia	W	78-71
N24 at UAB	L	72-84
N28 Georgia State	L	60-65
D1 at Michigan State	L	51-80
D3 at Florida	L	72-88
D7 at American	L	50-52
D9 at Georgetown	L	55-87
D17 at Troy	L	80-98
D29 at South Alabama	L	57-70

J3 *Stetson	W	98-94 (3ot)
J5 *Florida Gulf Coast	W	74-55
J10 *at Kennesaw State	W	73-56
J12 *at Mercer	W	72-70
J15 at Savannah State	W	65-64
J19 *at North Florida	W	67-56
J25 *East Tennessee St.	L	77-83
J27 *at USC Upstate	W	68-51
J31 *Campbell	W	77-66
F2 *Gardner-Webb	W	75-62
F7 *at Belmont	L	78-85
F9 *at Lipscomb	L	70-83
F15 *North Florida	W	76-70 (ot)
F21 *Mercer	W	96-87 (ot)
F23 *Kennesaw State	W	84-79
F28 *at Florida Gulf Coast	W	89-80
M1 *at Stetson	L	64-81
M5 %Mercer	W	65-57
M7 %Gardner-Webb	W	89-80
M8 %Belmont	L	61-79

\* ASUN Conference Game

% ASUN Tournament (Nashville, Tenn.)

**2008-09 (18-14, 15-5 ASUN)**

**Head Coach: Cliff Warren**

**ASUN Conference Champions**

NIT First Round		
N15 Florida State	L	57-59
N17 at East Tenn.	L	62-71
N22 American	L	67-75
N24 at Baylor	L	68-76
N28 at Georgia Tech	L	76-79
D4 *Belmont	W	65-64
D6 *Lipscomb	W	83-67
D17 at Ohio State	L	68-81
D22 Bethune-Cookman	L	64-66 (ot)
D29 Troy	W	86-73
J3 *at East Tenn. State	L	82-84
J5 *at USC Upstate	W	79-69
J9 *Mercer	W	80-59
J11 *Kennesaw State	W	82-61
J15 *at North Florida	W	78-38
J17 *at Campbell	W	76-63
J20 Savannah State	W	69-56
J23 *at Stetson	W	84-61
J25 *at Fla. Gulf Coast	W	75-65
J30 *East Tennessee St.	W	82-72 (ot)
F1 *USC Upstate	L	59-70
F7 *at Mercer	L	71-72
F9 *at Kennesaw State	W	59-56
F12 *North Florida	W	72-50
F16 *Campbell	L	83-89
F21 *Florida Gulf Coast	W	71-53
F23 *Stetson	W	81-66
F26 *at Lipscomb	L	82-92
F28 *at Belmont	W	84-82 (ot)
M5 %Lipscomb	W	88-72
M6 %East Tennessee St.	L	68-85
M18 \$Florida	L	62-84

\* ASUN Conference Game

% ASUN Tournament (Nashville, Tenn.)

\$ NIT

# ALL-TIME RESULTS

SINCE 1957

**2009-10 (20-13, 14-6 ASUN)**
**Head Coach: Cliff Warren**
*ASUN Conference Champions  
NIT Second Round*

N16 at Florida State.....L.....61-87
N24 at California.....L.....47-79
N27 at South Carolina.....L.....93-97
N30 at Georgia State.....L.....54-64
D4 Florida.....L.....67-85
D16 at Bethune-Cookman.....W.....56-48
D19 *at Campbell.....L.....57-73
D21 *at East Tenn. State.....L.....70-93
D29 # Buffalo.....W.....83-73
D30 # at UCF.....W.....61-51
J2 *Mercer.....L.....74-75
J4 *Kennesaw State.....W.....91-52
J8 *at Stetson.....W.....80-70
J10 *at Fla. Gulf Coast.....W.....82-58
J14 *Lipscomb.....W.....79-73
J16 *Belmont.....W.....82-66
J18 *North Florida.....W.....62-55
J23 *USC Upstate.....W.....65-52
J25 at Savannah State.....W.....72-68
J29 *at North Florida.....W.....73-61
J31 *at USC Upstate.....W.....79-63
F5 *at Belmont.....L.....70-73
F7 *at Lipscomb.....L.....61-79
F11 *Florida Gulf Coast.....W.....68-62
F13 *Stetson.....W.....69-54
F18 *at Kennesaw State.....W.....75-67
F20 *at Mercer.....W.....76-64
F25 *Campbell.....W.....65-52
F27 *East Tennessee St.....L.....62-64
M3 %North Florida.....W.....76-69
M5 %Mercer.....L.....63-66
M16 \$ at Arizona State.....W.....67-66
M20 \$ at Texas Tech.....L.....64-69
# UCF Holiday Classic (Orlando, Fla.)
* ASUN Conference Game
% ASUN Tournament (Macon, Ga.)
\$ NIT

**2010-11 (20-12, 13-7 ASUN)**
**Head Coach: Cliff Warren**
*CIT Second Round*

N12 at Miami (Fl).....L.....77-89
N16 Savannah State.....W.....64-54
N20 Florida Tech.....W.....87-75
N24 at Samford.....W.....60-49
N27 at Auburn.....W.....69-55
D2 *Stetson.....W.....70-61
D4 *Fla. Gulf Coast.....W.....71-56
D12 at Winthrop.....L.....66-73
D15 at Saint Louis.....L.....64-69
D20 at Florida.....W.....71-68 (ot)
D30 Bethune-Cookman.....W.....67-60
J3 *at Campbell.....W.....67-65
J8 *at Lipscomb.....W.....60-56
J10 *at Belmont.....L.....50-81
J13 *USC Upstate.....W.....57-47 (ot)
J15 *East Tennessee St.....L.....62-74
J20 *at Mercer.....L.....68-70 (ot)
J22 *at Kennesaw State.....W.....87-59
J26 *at North Florida.....W.....71-69 (ot)
J31 *Campbell.....W.....71-58
F3 *Belmont.....L.....70-76
F5 *Lipscomb.....W.....78-68
F8 *North Florida.....W.....71-69
F11 *at East Tenn. State.....L.....64-80
F13 *at USC Upstate.....W.....79-69
F18 *Kennesaw State.....W.....75-60
F20 *Mercer.....W.....74-68
F24 *at Fla. Gulf Coast.....L.....55-56
F26 *at Stetson.....W.....62-70
M3 %North Florida.....L.....64-68
M15 \$ at East Carolina.....W.....71-66 (ot)
M19 \$ at SMU.....L.....62-63
* ASUN Conference Game
% ASUN Tournament (Macon, Ga.)
\$ Collegeinsider.com Tournament

**2011-12 (8-22, 6-12 ASUN)**
**Head Coach: Cliff Warren**

N11 at Florida State.....L.....67-79
N16 at Savannah State.....L.....70-73 (ot)
N18 Samford.....W.....70-57
N21 at Bethune-Cookman.....W.....65-66
N25 at Florida.....L.....62-107
N28 at Marquette.....L.....56-88
D3 *at North Florida.....L.....58-80
D11 at Furman.....L.....79-85
D15 Winthrop.....L.....45-59
D18 at Wofford.....L.....57-63
D22 at UAB.....L.....65-70
D29 at Alabama.....L.....55-72
J2 *Lipscomb.....L.....71-77
J4 *Belmont.....L.....63-75
J7 *at Stetson.....L.....61-73
J9 *at Fla. Gulf Coast.....L.....66-77
J14 *East Tennessee St.....L.....58-72
J16 *USC Upstate.....W.....77-74 (ot)
J21 *at Kennesaw State.....W.....66-50
J23 *at Mercer.....L.....65-75
J28 *at Belmont.....L.....71-85
J30 *at Lipscomb.....L.....68-82
F4 *Florida Gulf Coast.....L.....55-65
F6 *Stetson.....W.....74-63
F11 *at USC Upstate.....L.....66-70
F13 *at East Tenn. State.....W.....61-55
F18 *Mercer.....W.....81-75
F20 *Kennesaw State.....W.....73-71
F24 *North Florida.....L.....64-70
F29 %Belmont.....L.....62-76
% ASUN Tournament (Macon, Ga.)
* ASUN Conference Game

**2012-13 (14-18, 9-9 ASUN)**
**Head Coach: Cliff Warren**

N9 at Georgia.....L.....62-68
N13 Trinity Baptist.....W.....78-48
N16 at Miami (Fl).....L.....57-73
N19 # at Missouri State.....W.....64-58
N21 # at Ark.-Little Rock.....L.....56-78
N23 # vs. Rider.....L.....71-86
N24 # vs. Milwaukee.....W.....71-66
N28 at South Carolina St.....L.....72-74
D3 Florida Christian.....W.....89-66
D7 at South Carolina.....L.....74-91
D18 Wofford.....L.....52-94
D22 Furman.....W.....65-53
D28 at Indiana.....L.....59-93
D31 *Northern Kentucky.....W.....53-51
J2 *Lipscomb.....W.....85-71
J5 *at Fla. Gulf Coast.....L.....55-78
J7 *at Stetson.....L.....72-81
J10 *Kennesaw State.....W.....99-92 (3ot)
J12 *Mercer.....W.....49-47
J18 *at North Florida.....W.....77-68
J24 *at East Tenn. State.....W.....83-80
J26 *at USC Upstate.....L.....64-79
J31 *Stetson.....W.....71-70
F2 *Florida Gulf Coast.....L.....78-81
F7 *at Mercer.....L.....64-67 (ot)
F9 *at Kennesaw State.....L.....68-75
F15 *North Florida.....W.....70-68
F21 *USC Upstate.....W.....68-64
F23 *East Tennessee St.....L.....58-61
F28 *at Lipscomb.....L.....73-77
F2 *at No. Kentucky.....L.....62-66
M7 % USC Upstate.....L.....62-76
# Hoops for Hope Classic (Puerto Vallarta, Mexico)
* ASUN Conference Game
% ASUN Tournament (Macon, Ga.)

**2013-15 (12-18, 8-10 ASUN)**
**Head Coach: Cliff Warren**

N8 at Florida State.....L.....67-91
N12 Florida College.....W.....101-72
N16 at Gardner-Webb.....L.....78-87
N18 at Wake Forest.....L.....83-90
N23 Florida A&M.....W.....76-72
N25 Florida.....L.....60-86
D3 Trinity Baptist.....W.....88-75
D7 at FAU.....L.....63-83
D17 at UCF.....L.....64-104
D20 Samford.....L.....58-75
D23 South Carolina State.....W.....61-47
D30 *Mercer.....L.....49-86
J1 *Kennesaw State.....W.....86-66
J4 *at N. Kentucky.....L.....66-73
J6 *at Lipscomb.....W.....88-85
J9 *Stetson.....W.....88-75
J17 *at North Florida.....L.....82-86
J23 *at USC Upstate.....L.....69-79
J25 *at East Tennessee St.....L.....75-76
F30 *Lipscomb.....L.....76-88
J1 *N. Kentucky.....W.....95-77
F6 *at FGCU.....L.....71-100
F8 *at Stetson.....L.....68-73
F14 *North Florida.....L.....74-79
F20 *East Tennessee St.....W.....91-86
F22 *USC Upstate.....W.....88-82
F27 *at Kennesaw State.....W.....71-69
M1 *at Mercer.....L.....55-69
M4 %Mercer.....L.....64-85
* ASUN Conference Game
% ASUN Tournament (Macon, Ga.)

**2014-15 (10-22, 4-10 ASUN)**
**Head Coach: Tony Jasick**

N14 at Hofstra.....L.....61-94
N16 Florida National.....W.....72-61
N18 Jackson State.....L.....57-66
N20 at NC State.....L.....43-79
N24 at IPFW.....L.....71-89
N26 Trinity Baptist Coll.....W.....69-57
N29 at USF.....L.....65-79
D1 at Samford.....L.....70-76 (ot)
D4 Appalachian State.....L.....56-67
D6 at Bethune-Cookman.....L.....47-52
D14 at Florida.....L.....34-79
D17 Gardner-Webb.....W.....68-65
D20 Truett-McConnell.....W.....84-55
D23 at Mississippi State.....L.....47-70
D27 Jacksonville State.....W.....75-61
D30 FAU.....L.....50-68
J6 at Florida A&M.....W.....79-56
J10 *North Florida.....L.....63-86
J14 *Stetson.....W.....71-69
J17 *FGCU.....L.....50-79
J22 *at Lipscomb.....L.....77-80 (2ot)
J24 *at N. Kentucky.....L.....58-81
J29 *USC Upstate.....L.....65-78
J31 *Kennesaw State.....L.....65-78
F6 *at North Florida.....L.....50-77
F12 *at Kennesaw State.....L.....65-78
F14 *at USC Upstate.....W.....89-70
F19 *Northern Kentucky.....W.....83-75 (ot)
F21 *Lipscomb.....W.....83-87
F25 *at Stetson.....L.....67-70
F28 *FGCU.....W.....75-67
M3 %at FGCU.....L.....63-81
* ASUN Conference Game
% ASUN Tournament (Fort Myers, Fla.)

**2015-16 (16-16, 8-6 ASUN)**
**Head Coach: Tony Jasick**

N14 at Appalachian State.....L.....68-76
N17 at Florida State.....L.....79-98
N20 Florida College.....W.....81-63
N23 Thomas University.....W.....92-64
N27 \$ vs. IPFW.....L.....63-71
N28 \$ vs. Navy.....L.....71-65
N29 at UNCG.....L.....69-71
D2 Florida Memorial.....W.....92-73
D5 *at Jacksonville State.....W.....86-82
D12 at South Carolina St.....L.....74-81
D16 at USF.....L.....75-88
D30 *Mercer.....W.....68-66
D22 at Florida.....L.....65-89
D29 Marist.....W.....69-68
D31 Bethune-Cookman.....W.....74-70
J2 at Western Michigan.....L.....72-76
J5 Trinity Baptist.....W.....85-45
J9 *at North Florida.....L.....68-83
J14 *Kennesaw State.....W.....83-70
J16 *Lipscomb.....W.....76-73
J21 *at NJIT.....L.....63-83
J23 *at USC Upstate.....W.....77-68
J27 *at FGCU.....W.....78-69
J30 *Stetson.....W.....75-60
F1 *FGCU.....W.....83-80
F6 *at Stetson.....W.....96-88 (OT)
F11 *at Lipscomb.....L.....92-93
F13 *at Kennesaw State.....L.....69-90
F18 *USC Upstate.....W.....81-76
F20 *NJIT.....L.....58-73
F25 *North Florida.....L.....80-81
M1 *Lipscomb.....L.....92-89 (OT)
* ASUN Conference Game
% ASUN Tournament (Jacksonville, Fla.)

**2016-17 (17-16, 5-9 ASUN)**
**Head Coach: Tony Jasick**
*CIT First Round*

N12 at Denver.....W.....92-84
N14 at Air Force.....L.....68-86
N18 vs. Youngstown St. ^.....W.....79-54
N19 vs. FIU ^.....W.....78-75 (OT)
N20 at South Alabama ^.....L.....58-71
N23 Trinity Baptist.....W.....97-52
N26 at N.C. A&T.....W.....66-49
N30 at Milwaukee.....L.....67-72
D5 at Bethune-Cookman \$.....W.....76-66
D7 Eastern Kentucky.....L.....76-80
D10 at Marist.....W.....85-64
D17 at Florida A&M.....W.....75-72
D19 Florida Memorial.....W.....81-63
D21 at Davidson.....L.....60-75
D28 Thomas (Ga.).....W.....93-64
F31 South Carolina St.....W.....89-85
J3 Middle Georgia St.....W.....124-85
J7 North Florida*.....L.....64-80
J12 at NJIT*.....W.....82-81
J14 at USC Upstate*.....L.....66-73
J19 Lipscomb*.....L.....95-112
J21 Kennesaw State*.....L.....71-81
J25 Stetson*.....W.....103-92
J28 at FGCU*.....L.....56-78
J30 at Stetson*.....W.....89-86
F4 FGCU*.....L.....57-67
F9 USC Upstate*.....L.....67-70
F11 NJIT*.....W.....76-73
F16 at Kennesaw State*.....W.....79-78
F18 at Lipscomb*.....L.....69-81
F23 at North Florida*.....L.....69-73
F27 vs. North Florida%.....L.....74-77
M14 Saint Francis (Pa)#.....L.....76-78
* ASUN Conference Game
% ASUN Tournament (Jacksonville, Fla.)
# CIT Tournament (Jacksonville, Fla.)

# ALL-TIME RESULTS

SINCE 1957

**2017-18 (15-18, 8-6 ASUN)**

**Head Coach: Tony Jasick**

N10 at UAB.....	L	67-96
N12 at Georgetown.....	L	57-73
N18 North Carolina A&T.....	L	82-90 (OT)
N20 Webber International.....	W	88-70
N24 Fairfield.....	W	92-84
N25 at Wright State.....	L	44-68
N26 at Gardner-Webb.....	W	106-99
N30 Bethune-Cookman.....	L	66-77
D2 at Eastern Kentucky.....	L	65-70
D5 Milwaukee.....	L	52-62
D9 Fla. National.....	W	89-51
D16 at South Carolina State.....	L	74-83
D20 Northern Arizona.....	L	72-83
D22 at North Carolina State.....	L	64-116
D28 Middle Georgia State.....	W	81-60
D30 at Michigan.....	L	51-76
J2 Trinity Baptist.....	W	105-48
J6 at *North Florida.....	W	90-86
J11 *Kennesaw State.....	W	65-58
J13 *Lipscomb.....	W	87-69
J18 at *USC Upstate.....	L	85-91
J20 at *NJIT.....	W	63-61
J24 *Stetson.....	W	76-69
J27 at *FGCU.....	L	62-68
J29 at *Stetson.....	W	68-67
F3 *FGCU.....	L	55-80
F8 at *Lipscomb.....	L	59-82
F10 at *Kennesaw State.....	L	54-78
F15 *NJIT.....	L	69-71
F17 *USC Upstate.....	W	82-70
F22 *North Florida.....	W	86-81
F26 %Kennesaw State.....	W	87-68
M1 at %Lipscomb.....	L	62-77

\* ASUN Conference Game

% ASUN Tournament (Jacksonville, Fla.)

**2018-19 (12-20, 5-11 ASUN)**

**Head Coach: Tony Jasick**

N6 Florida A&M.....	L	50-65
N10 at Northern Arizona.....	L	82-97
N12 at Grand Canyon.....	L	59-76
N16 vs • Southeast Missouri St. L.....	L	71-77
N17 at • South Alabama.....	W	71-48
N18 vs • Chattanooga.....	W	74-66
N21 Fla. Memorial.....	W	123-77
N24 at Western Carolina.....	L	65-77
D1 South Carolina State.....	W	71-69
D4 at Presbyterian.....	W	94-88
D8 Middle Georgia State.....	W	100-57
D15 at Bethune-Cookman.....	W	79-71
D20 at Notre Dame.....	L	74-100
D22 at Indiana.....	L	64-94
D30 Presbyterian.....	L	67-72
J5 *Lipscomb.....	L	74-77
J9 at *Kennesaw State.....	W	90-70
J12 at *Liberty.....	L	53-69
J16 *North Alabama.....	L	88-91
J19 at *NJIT.....	L	74-77
J24 at *North Florida.....	W	86-81
J27 *Liberty.....	L	59-69
J30 *Stetson.....	W	72-57
F2 at *FGCU.....	L	60-73
F6 *Kennesaw State.....	W	82-73
F9 at *Lipscomb.....	L	77-86
F13 at *Stetson.....	W	93-70
F20 *North Florida.....	L	73-80 (ot)
F23 *NJIT.....	L	73-77
F26 at *North Alabama.....	L	55-69
M1 *FGCU.....	L	74-77
M4 at %Liberty.....	L	58-72

• Goldie and Herman Ungar Classic

\* ASUN Conference Game

% ASUN Tournament (Jacksonville, Fla.)



# ALL-TIME SERIES RECORDS

SINCE 1957

**ASUN ..... 121-103**

FGCU .....	11-14
Kennesaw State .....	20-9
Liberty .....	0-3
Lipscomb .....	15-21
North Alabama .....	0-2
NJIT .....	3-5
North Florida.....	18-14
Stetson.....	54-35

**OPPONENTS**

Air Force.....	0-1
Akron .....	1-0
Alabama.....	0-2
American.....	0-5
Appalachian State .....	0-2
Arizona.....	1-0
Arizona State.....	1-1
Arkansas-Little Rock.....	3-14
Arkansas.....	0-1
Arkansas State.....	7-8
Army.....	1-0
Auburn.....	2-3
Austin Peay.....	1-1
Ball State.....	0-1
Baylor.....	0-3
Belmont.....	6-15
<b>Bethune-Cookman..... 13-4</b>	
Boston College.....	0-1
Boston University.....	0-1
<b>Bowling Green..... 0-1</b>	
Bradley.....	1-0
Brown.....	1-1
Buffalo.....	3-1
Butler.....	0-2
California.....	0-1
Cal State Northridge.....	0-1
<b>Campbell..... 14-11</b>	
Central Connecticut St.....	1-0
Charleston Southern.....	1-0
Charlotte.....	13-17
Chattanooga.....	1-1
Cincinnati.....	1-3
<b>Clemson..... 0-1</b>	
Coastal Carolina.....	3-1
Colorado.....	0-2
Colorado State.....	0-1
Columbia.....	2-0
Creighton.....	3-2
<b>Dartmouth..... 1-0</b>	
Davidson.....	0-4
Dayton.....	0-1
Denver.....	1-0
DePaul.....	0-2
Duquesne.....	1-1
East Carolina.....	5-0
Eastern Kentucky.....	0-2
East Tennessee State.....	7-13
Evansville.....	1-0
Fairfield.....	1-0
Fairleigh Dickinson.....	3-0
FIU.....	1-0
Florida.....	7-32
Florida A&M.....	10-3
Florida Atlantic.....	12-10
Florida State.....	19-47
Fordham.....	1-2
Furman.....	8-7
Gardner-Webb.....	9-6
Georgetown.....	1-3
George Washington.....	2-3
Georgia.....	0-9
Georgia Southern.....	16-14
Georgia State.....	14-13
Georgia Tech.....	5-5
Grambling.....	1-0
Grand Canyon.....	0-1
Hartford.....	4-1
Harvard.....	1-0
Hawaii.....	4-0
High Point.....	2-0
Hofstra.....	2-2

Houston.....	2-2
Illinois.....	1-0
Illinois State.....	1-1
Indiana.....	0-3
Indiana State.....	0-1
Iona.....	2-1
Iowa.....	1-0
Iowa State.....	1-0
IPFW.....	0-2
Jackson State.....	0-1
Jacksonville State.....	8-2
Kentucky.....	1-1
Lafayette.....	1-0
Lamar.....	11-4
Lehigh.....	2-0
LIU-Brooklyn.....	1-1
Long Beach State.....	0-1
Louisiana-Lafayette.....	9-9
Louisiana-Monroe.....	1-0
Louisiana Tech.....	6-10
Loyola Marymount.....	0-1
LSU.....	1-0
Manhattan.....	1-0
Marist.....	2-0
<b>Marquette..... 0-2</b>	
Marshall.....	3-1
Maryland.....	1-2
Massachusetts.....	1-0
Md.-Eastern Shore.....	1-0
Memphis.....	261-4
Mercer.....	31-23
<b>Merrimack.....</b>	
Miami (FL).....	6-26
Miami (OH).....	1-0
Michigan.....	0-1
Michigan State.....	1-1
Middle Tennessee.....	1-0
Milwaukee.....	3-2
Minnesota.....	0-2
Mississippi.....	1-2
Mississippi State.....	0-4
Missouri State.....	1-0
Monmouth.....	2-1
Montana State.....	0-1
Morehead State.....	2-1
Morgan State.....	1-0
Murray State.....	0-2
<b>N.C. A&amp;T..... 1-1</b>	
Navy.....	2-1
New Hampshire.....	3-0
New Mexico.....	0-1
New Orleans.....	7-17
Niagara.....	2-3
Nicholls.....	1-0
North Carolina.....	0-5
North Carolina State.....	0-4
Northeastern.....	0-1
Northern Arizona.....	0-3
Northern Illinois.....	2-0
Northern Kentucky.....	3-3
North Texas.....	1-0
Northwestern.....	0-1
Notre Dame.....	0-1
Ohio State.....	0-2
Ohio Valley.....	21-24
Oklahoma.....	1-1
Oklahoma State.....	1-2
Old Dominion.....	9-13
Omaha.....	1-0
Oral Roberts.....	3-2
Penn State.....	0-1
Pepperdine.....	0-2
Pittsburgh.....	1-2
<b>Presbyterian..... 1-1</b>	
Providence.....	0-5
Purdue.....	0-1
Radford.....	1-0
Rhode Island.....	2-1
Richmond.....	6-3
Rider.....	1-1
Rutgers.....	1-1
Saint Francis (PA).....	1-1

Saint Joseph's.....	1-3
Saint Louis.....	0-1
Saint Peter's.....	9-3
Samford.....	9-9
Santa Clara.....	0-1
Savannah State.....	15-2
Siena.....	2-0
South Alabama.....	27-33
South Carolina.....	1-3
<b>South Carolina State..... 7-3</b>	
Southeast Missouri State.....	0-1
Southern Illinois.....	1-0
Southern Miss.....	3-4
Southland.....	19-21
St. Bonaventure.....	2-3
St. John's.....	1-2
Temple.....	1-1
Tennessee Tech.....	4-2
Texas.....	0-1
Texas A&M.....	0-1
Texas Pan-American.....	12-4
Texas Tech.....	2-1
Cal State Bakersfield.....	2-0
The Citadel.....	4-1
Towson.....	0-1
Troy.....	8-10
Tulsa.....	0-1
UAB.....	8-26
UCF.....	11-12
UC Irvine.....	0-1
UCLA.....	0-2
<b>UMass-Lowell.....</b>	
UMBC.....	1-0
UNC-Wilmington.....	0-2
UNCG.....	0-2
UNLV.....	0-1
USC Upstate.....	13-9
USF.....	21-26
Utah State.....	1-0
Vanderbilt.....	1-1
VCU.....	8-19
Villanova.....	1-0
Virginia.....	0-3
Virginia Tech.....	1-4
Wake Forest.....	0-6
Washington.....	1-2
Washington State.....	0-2
<b>Western Carolina..... 1-1</b>	
Western Kentucky.....	18-23
Western Michigan.....	0-1
Wichita State.....	1-0
William & Mary.....	7-1
Winthrop.....	0-2
Wofford.....	1-2
Wright State.....	0-1
<b>Xavier..... 0-1</b>	
Youngstown State.....	1-0

**NON-D1**

Alabama-Huntsville.....	1-0
Armstrong.....	0-1
Belmont Abbey.....	2-4
Berry.....	1-0
Cameron.....	1-0
Carson-Newman.....	1-1
Catholic.....	1-0
Centenary (La).....	0-3
Central Connecticut State.....	1-0
Central State (Ohio).....	0-1
Charleston (WV).....	1-0
Concordia (NY).....	1-0
Cumberland (TN).....	1-0
DePauw.....	1-0
Eckerd.....	8-0
Flagler.....	4-0
Florida Christian.....	1-0
Florida Memorial.....	3-0
Florida National.....	2-0
Florida Southern.....	11-5
Florida Tech.....	7-0
Francis Marion.....	4-0
GRU Augusta.....	6-0
Georgetown (KY).....	1-0
Georgia Southwestern.....	1-0
Illinois Wesleyan.....	1-0
<b>Johnson (Fla.).....</b>	
Kentucky Wesleyan.....	1-2
Lewis.....	1-0
Loyola (La).....	3-1
MacMurray.....	1-0
Macalester.....	1-0
Methodist.....	1-0
<b>Middle Georgia State..... 3-0</b>	
Newberry.....	2-0
North Park.....	0-1
Nova Southeastern.....	1-0
Oglethorpe.....	2-3
Oklahoma City.....	4-2
P.R.-Mayaguez.....	2-0
Palm Beach Atlantic.....	1-0
Pikeville.....	1-0
Rollins.....	15-1
Saint Leo.....	2-0
Saint Michael's.....	1-0
Southeastern Oklahoma.....	1-0
Spring Hill.....	2-0
St. Thomas (Fl).....	5-0
St. Xavier.....	1-0
Tampa.....	8-10
Taylor (In).....	1-0
Thomas (Ga).....	2-0
Toronto (CAN).....	1-0
Transylvania.....	3-0
Trinity Baptist.....	6-0
Truett-McConnell.....	1-0
Utica.....	1-0
Valdosta State.....	12-1
Virgin Islands.....	2-0
Webber International.....	1-0
West Chester.....	1-0
West Texas A&M.....	0-2
William Carey.....	0-1
Wilmington (Oh).....	2-1



# ALL-TIME ROSTER

<b>A</b>	
Josh Adeyeye.....	2015-16
Tyler Alderman.....	2013-14
Ken Aldrich.....	1988-89
Marcus Allen.....	2006-09
Tom Allison.....	1962-65
Will Alston.....	2009-10
Bob Alvarez.....	1974-76
Jameel Anderson.....	1999
Ron Anthony.....	1978
Mo Arnold.....	2019-
Demontrez Austin.....	2016-17
Marvin Augustin.....	1999-2000

<b>B</b>	
Jamar Bailey.....	1998-2000
Kori Babineaux.....	2015-16
Radwan Bakkali.....	2017-18
Rusty Baldwin.....	1970-72
Jim Barker.....	1958-59
Destin Barnes.....	2019-
David Bell.....	2017-
Marcellous Bell.....	2013-16
Leon Benbow.....	1972-74
Dave Berg.....	1959-62
Carlos Bermudez.....	1974-75
Mike Vezner.....	1977-78
Dave Blaisdell.....	1967
Mike Blevins.....	1970-71
Jeremy Bogus.....	2012-15
Tyrone Boykin.....	1987-1990
Pete Boyle.....	1979
A.J. Braswell.....	1963
Larry Breeland.....	1961-62
David Brent.....	1972
Bob Brewer.....	1963-64
Aric Brooks.....	2008-09
Alfred Brown.....	1984
Bary Brown.....	1993-94
Dee Brown.....	1987-90
Glen Brown.....	1995-98
Mario Brown.....	2005-06
Tabari Brown.....	2001-03
Terry Brush.....	1981-82
Tom Bumbico.....	1964-67
Nate Burrell.....	1991-94
Tim Burroughs.....	1991-92
Pembrook Burroughs.....	1970-71
Sean Byrd.....	1988-89

<b>C</b>	
Aloys Cabell.....	2010-12
Jaspin Canteen.....	2015
Chris Capers.....	1990
Phil Carter.....	1971-72
Jim Cavanaugh.....	1988
Edwin Cayenne.....	1996-97
Farnell Charles.....	1995-97
Jamal Childs.....	2000
Corey Claitt.....	2007
Jimmie Clark.....	1973-75
Antwon Clayton.....	2015-18
Travis Cohn.....	2008-11
Lehmon Colbert.....	2007-10
Connor Coleman.....	2013
Ricky Coleman.....	1973-75
Eddie Cone.....	1959-61
Aubrey Conerly.....	2004-06
Stan Conley.....	1979
Amos Conyers.....	1999
Antonio Cool.....	2005-06
Dan Copeland.....	1963-66
Desmond Copeland.....	2003

Jim Correll.....	1958
Harvin Council.....	1981-84
Bob Crittendon.....	1959-62
Flenoil Crook.....	1978
Darren Cross.....	1982-84
Jason Cudd.....	1986
Tyrone Curnell.....	2007

<b>D</b>	
Jason Dangerfield.....	1998-99
James Daniels.....	2000-03
Chris Davis.....	2010-12
Jeremy Davis.....	1999-2000
Linwood Davis.....	1980-83
Rich Davis.....	1974
Tyreese Davis.....	2018-
Darius Dawkins.....	2015-17
Javon Dawson.....	2013-14
Mike Denney.....	1973
Paul DeVito.....	1979
Woury Diallo.....	2004
Michael DiBendetto.....	2006-08
Tom Dice.....	1963
Riley Didion.....	2003-04
Dick Dietrich.....	1959-60
Glenn Dockery.....	1972
Dolan Douglas.....	1980-83
Mike Drasites.....	1969
Chip Dublin.....	1969-71
Derek Duggins.....	2007

<b>E</b>	
BJ Edwards.....	2015
Chris Edwards.....	2009-10
Omar El Manasterly.....	2014-17
Tom Erney.....	1966-69

<b>F</b>	
Dick Fannon.....	1958
Kevin Fannon.....	1963-66
Pete Fannon.....	1958-59
Darien Fernandez.....	2016-17
David Fine.....	2006-07
Willie Fisher.....	1992-95
KJ Fitzgerald.....	2018-19
John Flaiz.....	1977-78
Ernie Fleming.....	1971-72
Kordario Fleming.....	2013-14
Derrick Flowers.....	2017-
Quinton Forrest.....	2017-19
Donovan Forte.....	2018-
Aaron Fox.....	1995-97
Harold Fox.....	1971-72
Toby Frazier.....	2001-02
Dylan Fritsch.....	2013
Bob Freer.....	1959
James Fuller.....	1992

<b>G</b>	
Tevin Galvin.....	2008-12
Gary Gann.....	1968
A.J. Garden.....	2009-11
Steve Gay.....	1962
Jake Giesler.....	2011-12
Adam Gibeault.....	1996-97
Brian Gilbert.....	2008-09
Ernie Gilbert.....	1966-67
Steve Gilbert.....	1988-90
Tim Gill.....	2015
Artis Gilmore.....	1970-71
Jevon Glenn.....	1997
Kent Glover.....	1976-77
Delwan Graham.....	2010-12

Evin Graham.....	2011-13
Garry Grier.....	1981
Ray Grodzicki.....	1958
Marty Gross.....	1974-77
Scott Gruendle.....	1994
Ivin Gunder.....	1999-2000
Singh Guram.....	1979-82
Dave Gustin.....	1962

<b>H</b>	
Mike Hackett.....	1979-82
Tabarris Hamilton.....	1990-91
Ayron Hardy.....	2008-11
Alonzo Harris.....	1990-92
Devin Harris.....	2015-18
Greg Harris.....	1977-80
John Harrison.....	1965-66
Dan Hawkins.....	1968-70
Jarvis Haywood.....	2013-14
Ricky Head.....	1975-76
Cody Helgeland.....	2016-18
Jerry Hickman.....	1961-62
Andrew Hinton.....	1982-85
Jalyn Hinton.....	2017-19
Bryan Hipsher.....	2006
Jace Hogan.....	2017-19
J.R. Holder.....	2014-17
Gary Holmes.....	1958-60
Jeff Howard.....	2001-03
Sam Hunt.....	2014
Kris Hunter.....	2001
Lindsay Huth.....	1973

<b>I</b>	
Willie Ivery.....	1989-92

<b>J</b>	
Tyree Jackson.....	1998-99
Shamile Jeffers.....	2010-12
Evan Jefferson.....	2006-09
Charles Jemison.....	1995
Calvin Johnson.....	1976
Ed Johnson.....	1964-66
Jamie Johnson.....	1997
Terrell Johnson.....	1993-96
Johnny Jones.....	2000-02
Shea Jones.....	2015-
Chris Juall.....	1987, 1989

<b>K</b>	
Ali Kaba.....	2001-02
Matt Kampfe.....	2004-06
Mike Kellam.....	1966-69
Jesse Kimbrough.....	2005-07
Jim King.....	1958
Jim Kirkland.....	1958-61
Rod Kittles.....	1985-86
John Knox.....	1996-97
Paul Kohlheim.....	2008
Albert Kramer.....	1967
Josh Krieger.....	1993-97
Curtis Krueer.....	1970-72
Wayne Krueer.....	1965-68

<b>L</b>	
Pat Laguerre.....	1986-89
DeMarques Lakes.....	1996
Ron LaPann.....	1961
Reggie Law.....	1988-91
Darrell Leake.....	1958-61
Danny Lee.....	1964-67
David Lee.....	2002-05
Shawn Leftwich.....	1973-74

# ALL-TIME ROSTER

Eric Lewis.....	1983-86
Ryan Lewis.....	2002-03
Richie Kiebowitz.....	1964
Frankie Lemmons.....	1978-79
Jeremy Livingston.....	1992-95
Marvin Lloyd.....	1975-76
Jure Lozancic.....	2004
Joe Lockett.....	1961-62
Szymon Lukasiak.....	2008-10

**M**

John Machiaverna.....	1972
Jerome Malloy.....	1994-96
Tom Mango.....	1974
Jimmy Martin.....	1978-81
Jordan Martin.....	2017
Marcell Martin.....	1994-96
Vince Martin.....	2014
Gene Martineau.....	1964-67
Nolan McBride.....	2003-04
DeAnthony McCallum.....	2018-
Artemus McClary.....	1993-96
Keith McDougald.....	2010-14
Jerome McDuffie.....	1990-92
Willie McDuffie.....	1985-87
Rod McIntyre.....	1968-70
Jim McKenzie.....	1964
Kelly McKinnon.....	1991-92
Andre McMillan.....	2008
Dan McLaughlin.....	1982-83
Reggie McNair.....	1997
Jerry McNeil.....	1987
Andris Misters.....	2015-17
Paul Molinaro.....	1973
Jim Moraski.....	1960-63
Rex Morgan.....	1969-70
Troy Mundine.....	1987-88
Ronnie Murphy.....	1984-87
Josh Murray.....	2014-15

**N**

Ken Nadaskay.....	1984-86
Greg Nelson.....	1969-71
Joseph Newman.....	2006-07
Tony Noblet.....	1959-61
Kevion Nolan.....	2019-
Kevin Norman.....	2019-
JD Notae.....	2017-19
Bob Nylin.....	1972-73

**O**

Kevin O'Riordan.....	1972
Phillip Okonma.....	2006-07
Thomas Owen.....	2018-

**P**

Keion Palmer.....	2011
Phil Parisi.....	1977-1981
John Patrone.....	1965
Henry Patterson.....	1976
Danny Pearson.....	1985-87
Darryl Pearson.....	1984
Cartree Pettis.....	2015-
Terry Pike.....	1983
Shawn Platts.....	1999-2001
John Pittman.....	1958-59
Boris Primorac.....	1997-98
Corey Pouncy.....	1992
Al Powell.....	1990-91
Glenn Powell.....	2010-13
Russell Powell.....	2010-13
Dick Pruet.....	1964-67
Tom Purvis.....	1968

**Q**

Haminn Quaintance.....	2004-05
------------------------	---------

**R**

James Ray.....	1977-80
John Richards.....	1976-77
Eric Richardson.....	2011-12
Lee Richmond.....	2017-19
Travis Ritz.....	1996
Antwan Robertson.....	2000-03
Travis Robinson.....	2002
Corey Romich.....	2017-
Gary Rose.....	1963
Micah Ross.....	1995-98
Maurice Roulhac.....	1980-83
Chris Rozier.....	2010-11
Tanner Rubio.....	2017-2019
Wesley Russell.....	1992-94

**S**

Admir Sahbegovic.....	2012-13
Ralph Sanders.....	1963-65
Tyrone Sam.....	2017
Aamahne Santos.....	2017-
George Scholz.....	1972-74
Jerry Schomberger.....	1959-62
James Scott.....	1985
Marcel Scott.....	1993
Damien Sears.....	2017-18
Ron Seiden.....	1968
Ken Selke.....	1968-70
Kent Shafer.....	1991-94
Kevin Sheppard.....	2000-03
Keith Showers.....	1985
Trey Sides.....	2019-
Adrian Simmons.....	1989
Eddie Simmons.....	2000-01
Calvin Slaughter.....	1999-2000
RJ Slawson.....	2014
Chris Slocum.....	1987-89
Ben Smith.....	2007-10
Dwayne Smith.....	1978-79
Emmett Smith.....	1987-88
Jim Smith.....	1974
John Smith.....	1961
John Smith.....	1988
Kent Smith.....	1968-69
Otis Smith.....	1983-86
John Sodec.....	1961-62
Josh Sparks.....	2010
Matt Spinella.....	1963
Larry Spires.....	1959-62
Chris Spurling.....	2013
Al Stephenson.....	1962-63
Abe Steward.....	1972-73
Kent Stewart.....	1966-68
Nate Stewart.....	1998-99
Jarred Stockton.....	2004
Arnold Stone.....	1975
Kip Stone.....	1994-95
Bobby Stovall.....	1980-83
Dave Stowers.....	1973
Roger Strickland.....	1961-63
Manny Suarez.....	1975-77
Tommy Sweat.....	1962-64

**T**

Wally Tanner.....	1961-62
Karl Tatham.....	1978
Barlow Taylor.....	1979-82
Butch Taylor.....	1973-74
Curtis Taylor.....	1988-90
Larry Teague.....	1964-66

Daniel Terpin.....	2016
Tom Terrell.....	1983-86
Dave Thaxton.....	1958
Clark Thomas.....	1958
Ralph Tiner.....	1962-65
Danny Tirado.....	1990-91
Alan Treece.....	1967-68
Steve Tutson.....	1979-82
Donnie Tyler.....	1975-78

**V**

Ljubisa Vrcelj.....	2004-07
---------------------	---------

**W**

Dave Wagner.....	1961
Jim Waldon.....	1974
Butch Walton.....	1959
Calvin Warner.....	2002-03
Dorsett Watson.....	1997
Jim Watson.....	1958-59
Tony Watson.....	1984-85
Evan Weber.....	1989
Vaughn Wedeking.....	1969-71
Chip White.....	2000-03
Marcel White.....	2014-17
Brandon Williams.....	2000-01
Cleveland Williams.....	1985-87
Cricket Williams.....	1976-79
Henry Williams.....	1973-74
Johnnie Williams.....	1977
Randy Williams.....	1975-77
Ricky Williams.....	1977
Tim Wisniewski.....	1974-75
Diante Wood.....	2019-
Larry Woodrow.....	1963-64
Bryce Workman.....	2018-
John Worsowicz.....	1985-86
Del Wright.....	1994

**Y**

Felton Young.....	1976-78
-------------------	---------

