

JACKSON STATE FOOTBALL

# MEDIA SUPPLEMENT

# TABLE OF CONTENTS


## GENERAL INFORMATION (PAGES 1-2)

Table of Contents 1
2026 Schedule 2
Quick Facts 2
Public Relations & Sports Media Contact Information 3
Football Calendar 3
Media Information 3-4
Opponent Information 18-24
- Tennessee State (August 28) 5
- Edward Waters (September 5) 5
- Tuskegee (September 19) 6
- Southern (September 26) 6
- Alabama A&M (October 3) 7
- Grambling State (October 10) 7
- Florida A&M (October 17) 8
- Bethune-Cookman (October 24) 8
- MIssissippi Valley State (November 7) 9
- Alabama State (November 14) 9
- Alcorn State (November 21) 10
- Away Stadiums 11

## COACHES & SUPPORT STAFF (PAGES 12-30)

Head Coach, T.C. Taylor 13-14
Associate Head Coach/General Manager, Otis Riddley 15
Assistant Head Coach/Running Backs, Eric Gallon 16
co-Offensive Coordinator/Quarterbacks, Rip Kirk 17
Defensive Coordinator/Secondary, Torenzo Quinn 18
co-Offensive Coordinator/Offensive Line, Manny Ramirez 19
Assistant Coach/Defensive Line, Raekwon Bethea 20
co-Special Teams Coordinator/Linebackers, Javancy Jones 21
co-Special Teams Coordinator/Wide Receivers, Vincent Marshall 22
Assistant Coach/Safeties, Justin Sanders 23
Offensive Analyst/Assistant Offensive Line, Kaleb Graham 24
Offensive Analyst/Tight Ends/Video Coordinator, Bobby Mitchell 24
Offensive Analyst, Director of Player Personnel, Jack Nance 25
Defensive Assistant/Outside Linebackers, Breeland Speaks 25
Defensive Analyst/Secondary, Alondras Strong 26
Director of Football Sports Performance, Theren Uptigrow 26
Assistant AD/Internal Operations, Dominque Jasmin-Pasley 27
Assistant AD/Sports Medicine, Mark Kangar Jr. 27
Assistant AD/Academics, Khayla Pridgen 28
Director/Football Media Services, Austin Robinson 28
Head Football Athletic Trainer, Ariona Thornton 29
Assistant AD/Football Operations, Kiasha Trammell 29
Assistant/Internal Operations, Jordan Williams 30

## PLAYERS (PAGES 31-56)

Numerical Roster 32-33
Alphabetical Roster 32-33
Roster by State 34
Roster by Position 34
Returning Players 35-43
Returning Player Statistics 44-49
Newcomers 50-56

## SEASON IN REVIEW (PAGES 57-79)

2025 Schedule/Results 58
Team Statistics 58
Scoring by Quarter 58
Individual Staistics 58-60
- Rushing 58
- Passing 58
- Receiving 58
- Punt Returns 59
- Kick Returns 59
- Interceptions 59
- Fumble Returns 59
- Field Goals by Player 59
- Field Goal Sequence 59
- Punting 59
- Kickoffs 59
- Scoring 59
- Total Offense 59
- All-Purpose 60

Game-by-Game Statistics 61-62
Conversions/Miscellaneous Statistics 63-64
Defensive Statistics 65-67
Special Teams Statistics 68
Scoring Drives/Drive Superlatives 69
Explosive Plays 70
Superlatives 71
Participation 72-73
Season Box Scores 74-79

## HISTORY (PAGES 80-99)

All-Time Results 81-85
All-Time vs. Opponents 86-91
Coaches/Postseason 91
Jackson State and the NFL 92-96
All-Americans 97
Players ot the Year 98
Pro Football Hall of Fame/Black College Football Hall of Fame 99

## HISTORY (PAGES 100-103)

All-Time Records 101
Individual Single-Season Top 10 102
The Last Time 103

## STADIUM HISTORY (104-105)

Mississippi Veterans Memorial Stadium 105

## SOUTHWESTERN ATHLETIC CONFERENCE (106-110)

2025 Standings/All-Conference/2026 Preseason All-Conference 107
Team Statisicial Leaders 108-110


## CREDITS

The 2026 Jackson State University Football Media Guide is a product of the Jackson State University Public Relations & Sports Media Office, and Associate AD Travis Jarome. The media guide was created and edited by the office with historical information provided by past communications professionals in the office including Sam Jefferson, and the Jackson State University Archives Department.

Photographs provided by the Jackson University University Communications Office and Jackson State University Director of Football Media Services, Austin Robinson.

## 2026 SCHEDULE / QUICK FACTS

### August 29 | TENNESSEE STATE
7:30 p.m. | John Merritt Classic | ESPN+
Nashville, Tenn. | FirstBank Stadium

### September 5 | EDWARD WATERS
6 p.m. | Hope Labor Day Classic | HBCUGO
Jackson, Miss. | Veterans Memorial Stadium

### September 19 | TUSKEGEE
6 p.m. | W.C. Gorden Classic | SWACTV
Jackson, Miss. | Veterans Memorial Stadium

### September 26 | SOUTHERN
6 p.m. | ESPN Family of Networks (TBD)
Jackson, Miss. | Veterans Memorial Stadium

### October 3 | ALABAMA A&M
4 p.m. | SWAC TV
Mobile, Ala. | Ladd Pebbles Stadium

### October 10 | GRAMBLING STATE
2 p.m. | SWAC TV
Grambling, La. | Eddie G. Robinson Memorial Stadium

### October 17 | FLORIDA A&M
2 p.m. | ESPN Family of Networks (TBD)
Jackson, Miss. | Veterans Memorial Stadium

### October 24 | BETHUNE-COOKMAN
1 p.m. (ET) | SWAC TV
Daytona Beach, Fla. | Daytona Stadium

### November 7 | MVSU
2 p.m. | SWAC TV
Jackson, Miss. | Veterans Memorial Stadium

### November 14 | ALABAMA STATE
2 p.m. | ESPN Family of Networks (TBD)
Montgomery, Ala. | New ASU Stadium

### November 21 | ALCORN STATE
2 p.m. | ESPN Family of Networks (TBD)
Lorman, Miss. | Jack Spinks-Marino Casem Stadium

### December 5 | SWAC CHAMPIONSHIP
1 p.m. | ESPN2
TBD (Highest seeded team)

### December 12 | CELEBRATION BOWL
TBD | ABC
Atlanta, Ga. | Mercedes-Benz Stadium

## QUICK FACTS

### GENERAL INFORMATION

| | |
|---|---|
| Name | Jackson State University |
| Location | Jackson, Miss. |
| Founded | 1877 |
| Enrollment | 7.080 |
| Nickname | Tigers |
| Colors | Navy Blue and White |
| Conference | Southwestern Athletic (SWAC) |
| President | Dr. Denise Jones-Gregory |
| VP/AD | Ashley Robinson |
| AVP/SWA | Alyse Wells-Kilbert |
| Deputy AD | Hakim McClellan |
| Athletics Phone | (601) 979-2121 |

### PUBLIC RELATIONS & SPORTS MEDIA

| | |
|---|---|
| Associate AD (Primary Contact) | Travis Jarome |
| Office | 769-798-8995 |
| Cell | 334-294-1475 |
| Email | travis.j.jarome@jsums.edu |
| Assistant Director | Taylor Jeanlewis |
| Cell | 769-268-5005 |
| Email | taylor.r.jeanlewis@jsums.edu |
| Assistant Director | Kendal Manns |
| Cell | 601-624-9603 |
| Email | kendal.k.manns@jsums.edu |

### COACHING STAFF

| | |
|---|---|
| Head Coach | T.C. Taylor |
| Record at JSU (Years) | 28-9 (4th year) |
| Overall Record (Years) | 28-9 (4th year) |
| Associate Head Coach/GM | Otis Riddley |
| Assistant Head Coach/Running Backs | Eric Gallon |
| Defensive Coordinator/Secondary | Torenzo Quinn |
| co-Offensive Coordinator/Offensive Line | Manny Ramirez |
| co-Offensive Coordinator/Quarterbacks | Rip Kirk |
| co-Special Teams Coordinator/Receivers | Vincent Marshall |
| co-Special Teams Coordinator/Linebackers | Javancy Jones |
| Defensive Line | Raekwon Bethea |
| Linebackers | Justin Sanders |
| Director of Player Personnel/Asst OL | Jack Nance |
| Defensive Analyst/Asst. Defensive Line | Breeland Speaks |
| Defensive Analyst/Secondary | Alondras Strong |
| Offensive Analyst/Asst. Offensive Line | Kaleb Graham |
| Offensive Analyst/Video Coordinator | Bobby Mitchell |
| Director of Sports Performance | Trey Uptigrew |

### SUPPORT STAFF

| | |
|---|---|
| Assistant AD, Football Operations | Kiasha Trammell |
| Assistant AD, Academics | Khayla Pridgen |
| Assistant AD, Internal Operations | Dominique Jasmin-Pasley |
| Assistant AD, Sports Medicine | Mark Kangar Jr. |
| Head Athletic Trainer | Ariona Thornton |
| Director of Football Media | Austin Robinson |
| Assistant Equipment Director | Jordan Williams |

### TEAM HISTORY

| | |
|---|---|
| First Year of Football | 1911 |
| All-Time Record | 510–340–22 (.597) |
| Conference Championships | 21 |
| Division Championships | 10 |
| HBCU National Championships | 5 |
| Years | 1962, 1985, 1996, 2021, 2024 |

## MEDIA INFORMATION



### PUBLIC RELATIONS / SPORTS MEDIA STAFF

**Associate Athletic Director / Public Relations & Sports Media**
**Travis Jarome (Football Contact)**
Phone (cell): 769.798.8995 or 334.294.1475
Phone (office): 601.979.0857
Email: travis.j.jarome@jsums.edu
@Travis_Jarome

**Assistant Director**
**Taylor Jeanlewis**
Phone (office): 601.979.0849
Email: taylor.r.jeanlewis@jsums.edu

**Assistant Director**
**Kendal Manns (Secondary Contact)**
Email: kendal.k.manns@jsums.edu

**Assistant Athletic Director / Broadcasting & Video Serices**
**Rob Jay**
Email: robert.h.jeuitt@jsums.edu

# WEEKLY SCHEDULE

| Monday | Tuesday | Wednesday | Thursday | Friday | Saturday | Sunday |
|---|---|---|---|---|---|---|
| Weekly In-Person<br>11:30 am<br><br>SWAC Media Call<br>11:55 am<br><br>TV Talent Call<br>12:30 pm | Practice<br>8:30 am - 10:30 am<br><br>**INTERVIEWS BY REQUEST ONLY** | Practice<br>8:30 am - 10:30 am<br><br>**INTERVIEWS BY REQUEST ONLY** | Practice<br>8:30 am - 10:30 am<br><br>**INTERVIEWS BY REQUEST ONLY** | **AWAY GAMES**<br>Travel Day<br><br>**HOME GAMES**<br>Walkthrough<br>8:30 am<br><br>**NO INTERVIEWS** | GAME DAY<br><br>**POST GAME ONLY** | Walkthrough<br>TBA<br><br>**NO INTERVIEWS** |

### POSTGAME INTERVIEWS

Head coach T.C. Taylor and selected student-athletes will be available to the media following all home games, and selected road games upon request. Any requests for additional coaches or student-athletes not selected may be made to Travis Jarome (travis.j.jarome@jsums.edu) any point during or immediately after the game. Both lockers rooms are off limits.

### GAME NOTES

Game notes for all games are available on the football page on the official athletics website at GoJSUTigers.com.

### CREDENTIALS

Credentials for covering Jackson State's 2026 football season, can be obtained by following the credential requests guidelines on GoJSUTigers.com. If you have any questions, you can email Associate Athletic Director/Sports Media, **Travis Jarome** at travis.j.jarome@jsums.edu.

### DISTRIBUTION LISTS

To be added to the Jackson State Athletics media distribution list, email your media outlet and email addresses to Associate Athletic Director/Sports Media, **Travis Jarome** at travis.j.jarome@jsums.edu. All outlets on the distribution list will receive PDFs of the box score and play by play, as well as notes and quotes following each game.



## MEDIA INFORMATION

### CREDENTIAL DISBURSEMENT

Media credential disbursement will be sent in an email, Please keep in mind that there are a limited number of credentials available for each game.

### EXPECTATIONS FOR MEDIA | REVOKATION OF CREDENTIAL

If you are approved for a credential, you are expected in the press box and/or media room to work. If you are not using these credentials as working credentials, they will be revoked for the remainder of the year. Also keep in mind, do not wear team gear to represent the media to any contest you are credentialed for at Mississippi Veterans Memorial Stadium.

Also just a reminder, no drinks are allowed on the sideline and smoking at Mississippi Veterans Memorial Stadium is prohibited.

### CREDENTIAL PICK-UP | ENTRY TO STADIUM

All media must enter through Gate 3 of Mississippi Veterans Memorial Stadium and then proceed to your designated area, you will not be permitted to enter in any ther gate.

You will be able to pick up your credentials inside the Lee E. Williams AAC Sports Media office the Thursday prior to the game selected between 2 pm to 5 pm.

For those unable to pick up your credentials before Thursday afternoon (or those who do not send any hotel information), credentials will move to the Flowood Sheraton for a Saturday pickup. Credentials will not be available at Mississippi Veterans Memorial Stadium at any time on gameday. We will not be accepting phone calls or unannounced visits without credentials at the stadium on game day. Please make sure and pick up your credentials prior to the event.

### PARKING AT STADIUM

Due to parking restrictions, we are asking each media outlet to carpool in as an organization so that we can take care of each member of the media for parking. Each outlet will be given just one parking pass per game. Some may not get a parking pass due to the amount of requests we have received and you will be notified.

### WEEKLY AVAILABILITY

Head coach T.C. Taylor will meet with the media each Monday throughout the regular season at 11:30 a.m. at the Walter Payton Center. Taylor and players will be made available throughout the week based on availability.

### NOTES FOR GAMEDAY

No cheering will be allowed in the press box, violators will be removed. At no time is any member of the media allowed to be in the suite areas working.

All photographers and videographers will use the Media Room located in the south end zone building of Mississippi Veterans Memorial Stadium. Work stations along with Ethernet and WIFI are available in the room.

Only photographers and videographers from accredited news outlets will be approved for credentials., and must wear a vest. All vests will be issued in the media room inside the stadium, and must be returned prior to the press conference beginning in the same location. You must have your camera with you at all times on the field to maintain your credentials, if you do not have it you will be asked to leave the sideline.

If a vest does not get turned in, that media member will not be issued a credential for future games.

Photographers and videographers in the south end zone (locker room side) must kneel or sit in the designated areas, no standing allowed in the south end zone.

At no time will anyone be allowed inside the team area, all media must cross over using the walking track behind the benches.

All media must remain behind the designated areas, anyone in violation will have their credential revoked.

As a member of the media, please refrain from cheering on the sidelines and adhere to all policies and safety concerns inside the stadium.

### PRINTED | LIVE STATISTICS

Printed stats will NOT be made available at any point during the game, only quickies when available. To access live stats, visit GoJSUTigers.com or visit the Media Portal. To be placed on an email list for a PDF of the game book following the game, email Travis Jarome (travis.j.jarome@jsums.edu).



## OPPONENT INFORMATION

### GAME 1 - TENNESSEE STATE

SATURDAY, AUGUST 29 | NASHVILLE, TN | 7:30 PM (ESPN+)
FIRSTBANK STADIUM



**Reggie Barlow**
Head Coach

### 2026 SCHEDULE

| | | | |
|---|---|---|---|
| **Aug. 29** | **Jackson State** | **Nashville, Tenn.** | **7:30 pm** |
| Sept. 5 | at Georgia | Athens, Ga. | 2 pm |
| Sept. 12 | at Alabama A&M | Huntsville, Ala. | 6:30 pm |
| Sept. 19 | at Florida A&M | Tallahassee, Fla. | 6 pm |
| Oct. 3 | at Western Illinois* | Macomb, Ill. | TBA |
| **Oct. 10** | **UT-Martin*** | **Nashville, Tenn.** | **2:30 pm** |
| **Oct. 17** | **Morgan State** | **Nashville, Tenn.** | **5:30 pm** |
| **Oct. 24** | **Charleston Southern*** | **Nashville, Tenn.** | **2:30 pm** |
| Oct. 31 | at Lindenwood* | St. Charles, Mo. | 1 pm |
| **Nov. 7** | **SE Missouri State*** | **Nashville, Tenn.** | **2:30 pm** |
| **Nov. 14** | **Eastern Illinois*** | **Nashville, Tenn.** | **2:30 pm** |
| Nov. 21 | at Gardner-Webb* | Boiling Springs, N.C. | 12:30 pm |

* - OVC game
All home games are in **bold**.

### 2025 STATISTICAL LEADERS

**RUSHING**

| | G | ATT | GAIN | LOSS | NET | AVG | TD | LG | YPG |
|---|---|---|---|---|---|---|---|---|---|
| Rhymes, Kendric | 10 | 127 | 534 | 37 | 497 | 3.9 | 3 | 60 | 49.70 |
| Simmons-Brown, Z. | 12 | 101 | 504 | 48 | 456 | 4.5 | 2 | 50 | 38.00 |
| Pearson, Trevor | 11 | 12 | 47 | 9 | 38 | 3.2 | 0 | 24 | 3.45 |

**PASSING**

| | G | EFF | C-A-I | PCT | YDS | TD | LG | AVG |
|---|---|---|---|---|---|---|---|---|
| McNair, Byron | 11 | 123.60 | 153-244-6 | 62.70 | 1558 | 9 | 70 | 141.64 |
| Palmer, Jonathan | 8 | 82.67 | 47-89-6 | 52.81 | 420 | 1 | 82 | 52.50 |

**RECEIVING**

| | G | NO | YDS | AVG | TD | LG | AVG |
|---|---|---|---|---|---|---|---|
| Slaughter, Devaughn | 12 | 55 | 551 | 10.02 | 3 | 82 | 45.92 |
| Reed, Snap | 9 | 35 | 376 | 10.74 | 4 | 29 | 41.78 |
| Rhymes, Kendric | 10 | 25 | 241 | 9.64 | 1 | 48 | 24.10 |

**DEFENSE**

| | G | UT | AST | TT | TFL | SKS | INT | F/R |
|---|---|---|---|---|---|---|---|---|
| Stewart, James | 12 | 32 | 36 | 68 | 17.5 | 6.0 | 0 | 3/0 |
| Gay, Micah | 12 | 34 | 27 | 61 | 3.5 | 0.0 | 0 | 0/1 |
| Taylor, Sammy | 12 | 31 | 20 | 51 | 2.0 | 1.0 | 0 | 1/0 |

### GAME 2 - EDWARD WATERS

SATURDAY, SEPTEMBER 5 | JACKSON, MS | 6 PM (HBCUGO)
VETERANS MEMORIAL STADIUM



**Brian Jenkins**
Head Coach

### 2026 SCHEDULE

| | | | |
|---|---|---|---|
| **Aug. 29** | **Florida Memorial** | **Jacksonville, Fla.** | **6 pm (ET)** |
| Sept. 5 | at Jackson State | Jackson, Miss. | 6 pm |
| Sept. 12 | at Miles* | Fairfield, Ala. | 2 pm |
| **Sept. 19** | **Savannah State*** | **Jacksonville, Fla.** | **6 pm (ET)** |
| Sept. 26 | at Morehouse* | Atlanta, Ga. | 1 pm (ET) |
| **Oct. 3** | **Kentucky State*** | **Jacksonville, Fla.** | **2 pm (ET)** |
| Oct. 17 | at Benedict* | Columbia, S.C. | 2 pm (ET) |
| **Oct. 24** | **Clark Atlanta*** | **Jacksonville, Fla.** | **2 pm (ET)** |
| Oct. 31 | at Central State* | Wilberforce, Ohio | 2 pm (ET) |
| **Nov. 7** | **Allen*** | **Jacksonville, Fla.** | **2 pm (ET)** |

* - SIAC game
All home games are in **bold**.

### 2025 STATISTICAL LEADERS

**RUSHING**

| | G | ATT | GAIN | LOSS | NET | AVG | TD | LG | YPG |
|---|---|---|---|---|---|---|---|---|---|
| Thomas, John. | 10 | 145 | 1060 | 44 | 1016 | 7.0 | 8 | 58 | 101.60 |
| Tillman , Brady | 10 | 61 | 394 | 7 | 387 | 6.3 | 2 | 70 | 38.70 |
| Boney , Demetrius | 6 | 19 | 121 | 51 | 70 | 3.7 | 2 | 42 | 11.67 |

**PASSING**

| | G | EFF | C-A-I | PCT | YDS | TD | LG | AVG |
|---|---|---|---|---|---|---|---|---|
| Bodden , Noah | 10 | 116.36 | 165-303-12 | 54.46 | 2008 | 13 | 60 | 200.80 |
| Boney , Demetrius | 6 | 127.26 | 10-20-2 | 50.00 | 153 | 2 | 39 | 25.50 |

**RECEIVING**

| | G | NO | YDS | AVG | TD | LG | AVG |
|---|---|---|---|---|---|---|---|
| Lovett, Makai | 10 | 41 | 520 | 12.68 | 5 | 43 | 52.00 |
| Showers, Aiden | 10 | 22 | 264 | 12.00 | 2 | 47 | 26.40 |
| Jean-Baptiste , Izaiah | 6 | 18 | 257 | 14.28 | 3 | 53 | 42.83 |

**DEFENSE**

| | G | UT | AST | TT | TFL | SKS | INT | F/R |
|---|---|---|---|---|---|---|---|---|
| French, Trevon | 10 | 50 | 24 | 74 | 10.5 | 3.0 | 0 | 2/1 |
| Brown, Jaylen | 10 | 32 | 34 | 66 | 7.0 | 3.0 | 1 | 0/1 |
| Williams, Rodney | 10 | 32 | 24 | 56 | 8.5 | 3.0 | 1 | 0/2 |

## OPPONENT INFORMATION

### GAME 3 - TUSKEGEE

SATURDAY, SEPTEMBER 19 | JACKSON, MS | 6 PM (SWAC TV)
VETERANS MEMORIAL STADIUM



**Aaron James**
Head Coach

#### 2026 SCHEDULE

| | | | |
|---|---|---|---|
| Aug. 30 | vs. West Alabama | Montgomery, Ala. | 7 pm |
| Sept. 5 | vs. Fort Valley State* | Mobile, Ala. | 4 pm |
| Sept. 19 | at Jackson State | Jackson, Miss. | 6 pm |
| **Sept. 24** | **Benedict*** | **Tuskegee, Ala.** | **6 pm** |
| Oct. 3 | vs. Morehouse* | Montgomery, Ala. | 6 pm |
| Oct. 10 | at Central State* | Wilberforce, Ohio | 12 pm |
| **Oct. 17** | **Albany State*** | **Tuskegee, Ala.** | **2 pm** |
| Oct. 24 | at Allen* | Columbia, S.C. | 1 pm |
| Oct. 31 | at Lane* | Jackson, Tenn. | 4 pm |
| **Nov. 7** | **Miles*** | **Tuskegee, Ala.** | **2:30 pm** |
| Nov. 26 | at Alabama State | Montgomery, Ala. | TBA |

* - SIAC game
All home games are in **bold**.

#### 2025 STATISTICAL LEADERS

**RUSHING**

| | G | ATT | GAIN | LOSS | NET | AVG | TD | LG | YPG |
|---|---|---|---|---|---|---|---|---|---|
| Morris, Johnny | 10 | 90 | 386 | 18 | 368 | 4.1 | 1 | 21 | 36.80 |
| Rowser, Ja'Khael | 9 | 58 | 244 | 12 | 232 | 4.0 | 0 | 19 | 25.78 |
| Mulbah II, Zina | 8 | 34 | 178 | 12 | 166 | 4.9 | 2 | 20 | 20.75 |

**PASSING**

| | G | EFF | C-A-I | PCT | YDS | TD | LG | AVG |
|---|---|---|---|---|---|---|---|---|
| Beal, Raequan | 5 | 127.21 | 83-148-5 | 56.08 | 1058 | 8 | 66 | 211.60 |
| Franklin, Michael | 5 | 123.29 | 38-69-5 | 55.07 | 483 | 5 | 67 | 96.60 |

**RECEIVING**

| | G | NO | YDS | AVG | TD | LG | AVG |
|---|---|---|---|---|---|---|---|
| Hall, EJ | 11 | 30 | 681 | 22.70 | 5 | 66 | 61.91 |
| Parker, Preston | 10 | 26 | 387 | 14.88 | 5 | 41 | 38.70 |
| Wilson Jr., Rashad | 11 | 19 | 188 | 9.89 | 1 | 21 | 17.09 |

**DEFENSE**

| | G | UT | AST | TT | TFL | SKS | INT | F/R |
|---|---|---|---|---|---|---|---|---|
| Irving Jr., Devon | 10 | 29 | 37 | 66 | 7.0 | 0.5 | 0 | 0/1 |
| Kimber, Kaquan | 9 | 32 | 26 | 58 | 10.5 | 2.0 | 0 | 0/1 |
| Wells, Masiah | 11 | 24 | 31 | 55 | 9.0 | 4.0 | 0 | 1/1 |

### GAME 4 - SOUTHERN

SATURDAY, SEPTEMBER 26 | JACKSON, MS | 6 PM (HBCUGO)
VETERANS MEMORIAL STADIUM



**Marshall Faulk**
Head Coach

#### 2026 SCHEDULE

| | | | |
|---|---|---|---|
| Aug. 29 | vs. Alabama State | Birmingham, Ala. | 2 pm |
| **Sept. 5** | **Kentucky State** | **Baton Rouge, La.** | **6 pm** |
| Sept. 12 | at Houston | Houston, Texas | 6 pm |
| **Sept. 19** | **Louisiana Christian** | **Baton Rouge, La.** | **6 pm** |
| Sept. 26 | at Jackson State* | Jackson, Miss. | 6 pm |
| **Oct. 3** | **Arkansas-Pine Bluff*** | **Baton Rouge, La.** | **6 pm** |
| Oct. 10 | at Prairie View A&M* | Prairie View, Texas | 2 pm |
| Oct. 17 | at Texas Southern* | Houston, Texas | TBA |
| Oct. 31 | at Florida A&M* | Tallahassee, Fla. | 2 pm |
| **Nov. 7** | **Bethune-Cookman*** | **Baton Rouge, La.** | **2 pm** |
| **Nov. 14** | **Alcorn State*** | **Baton Rouge, La.** | **2 pm** |
| Nov. 28 | vs. Grambling State* | New Orleans, La. | 1 pm |

* - SWAC game
All home games are in **bold**.

#### 2025 STATISTICAL LEADERS

**RUSHING**

| | G | ATT | GAIN | LOSS | NET | AVG | TD | LG | YPG |
|---|---|---|---|---|---|---|---|---|---|
| Holly, Trey | 10 | 155 | 830 | 32 | 798 | 5.1 | 9 | 80 | 79.80 |
| Remo, Barry | 6 | 50 | 298 | 9 | 289 | 5.8 | 2 | 51 | 48.17 |
| McCoy, Cam'Ron | 9 | 48 | 308 | 53 | 255 | 5.3 | 4 | 69 | 28.33 |

**PASSING**

| | G | EFF | C-A-I | PCT | YDS | TD | LG | AVG |
|---|---|---|---|---|---|---|---|---|
| Strother, Ashton | 9 | 104.27 | 80-158-5 | 50.63 | 1010 | 3 | 54 | 112.22 |
| McCoy, Cam'Ron | 9 | 109.74 | 46-96-2 | 47.92 | 597 | 4 | 51 | 66.33 |

**RECEIVING**

| | G | NO | YDS | AVG | TD | LG | AVG |
|---|---|---|---|---|---|---|---|
| Morris, Darren | 11 | 26 | 430 | 16.54 | 3 | 41 | 39.09 |
| Jefferson, Cam | 11 | 19 | 276 | 14.53 | 2 | 51 | 25.09 |
| Jackson, Malachi | 11 | 16 | 251 | 15.69 | 0 | 49 | 22.82 |

**DEFENSE**

| | G | UT | AST | TT | TFL | SKS | INT | F/R |
|---|---|---|---|---|---|---|---|---|
| West, Elijah | 11 | 52 | 19 | 71 | 4.0 | 0.0 | 1 | 1/0 |
| Campbell, Jamarlo | 10 | 27 | 30 | 57 | 7.5 | 3.0 | 1 | 0/0 |
| Brister III, Herman | 10 | 36 | 19 | 55 | 1.5 | 0.0 | 0 | 1/0 |

## OPPONENT INFORMATION

### GAME 5 - ALABAMA A&M

SATURDAY, OCTOBER 3 | MOBILE, AL | 4 PM (SWAC TV)
FIRSTBANK STADIUM



**Sam Shade**
Head Coach

#### 2026 SCHEDULE

| | | | |
|---|---|---|---|
| Aug. 29 | vs Howard | Atlanta Ga. | 6:30 pm |
| **Sept. 5** | **Miles** | **Huntsville, Ala.** | **6 pm** |
| **Sept. 12** | **Tennessee State** | **Huntsville, Ala.** | **6 pm** |
| **Sept. 19** | **Bowie State** | **Huntsville, Ala.** | **6 pm** |
| Sept. 26 | at Florida A&M* | Tallahassee, Fla. | 6 pm |
| Oct. 3 | vs. Jackson State* | Mobile, Ala. | 4 pm |
| **Oct. 10** | **Bethune-Cookman*** | **Huntsville, Ala.** | **6 pm** |
| **Oct. 17** | **Grambling State*** | **Huntsville, Ala.** | **2 pm** |
| Oct. 31 | vs. Alabama State* | Birmingham, Ala. | 2:30 pm |
| Nov. 7 | at Prairie View A&M* | Prairie View, Texas | 2 pm |
| **Nov. 14** | **Texas Southern*** | **Huntsville, Ala.** | **2 pm** |
| Nov. 21 | at Mississippi Valley State* | Itta Bena, Miss. | 2 pm |

* - SWAC game
All home games are in **bold**.

#### 2025 STATISTICAL LEADERS

**RUSHING**

| | G | ATT | GAIN | LOSS | NET | AVG | TD | LG | YPG |
|---|---|---|---|---|---|---|---|---|---|
| Morrow, Ryan | 12 | 111 | 508 | 39 | 469 | 4.2 | 3 | 80 | 39.08 |
| Nwokenkwo, Isaiah | 9 | 54 | 325 | 18 | 307 | 5.7 | 1 | 40 | 34.11 |
| Nero, Kolton | 8 | 44 | 248 | 1 | 247 | 5.6 | 4 | 44 | 30.88 |

**PASSING**

| | G | EFF | C-A-I | PCT | YDS | TD | LG | AVG |
|---|---|---|---|---|---|---|---|---|
| Handley, Eric | 11 | 115.33 | 132-226-6 | 58.41 | 1360 | 8 | 72 | 123.64 |
| Brown IV, Cornelious | 4 | 152.91 | 81-125-1 | 64.80 | 1060 | 7 | 46 | 265.00 |

**RECEIVING**

| | G | NO | YDS | AVG | TD | LG | AVG |
|---|---|---|---|---|---|---|---|
| Walker, Daveon | 12 | 37 | 526 | 14.22 | 6 | 48 | 43.83 |
| Abner, Travaunta | 10 | 35 | 380 | 10.86 | 3 | 33 | 38.00 |
| Pierre, Franck | 11 | 33 | 548 | 16.61 | 5 | 72 | 49.82 |

**DEFENSE**

| | G | UT | AST | TT | TFL | SKS | INT | F/R |
|---|---|---|---|---|---|---|---|---|
| Wright, Jalen | 12 | 26 | 49 | 75 | 6.5 | 1.0 | 1 | 0/0 |
| Wright, Wyatt | 12 | 34 | 38 | 72 | 6.0 | 3.0 | 1 | 1/0 |
| Biamby, Dimitris | 12 | 24 | 33 | 57 | 6.0 | 2.0 | 0 | 0/0 |

### GAME 6 - GRAMBLING STATE

SATURDAY, OCTOBER 10 | GRAMBLING, LA | 4 PM (SWAC TV)
EDDIE G. ROBINSON MEMORIAL STADIUM



**Reggie Barlow**
Head Coach

#### 2026 SCHEDULE

| | | | |
|---|---|---|---|
| **Aug. 29** | **Clark Atlanta** | **Grambling, La.** | **6 pm** |
| **Sept. 5** | **Central State** | **Grambling, La.** | **6 pm** |
| Sept. 12 | at TCU | Fort Worth, Texas | 7 pm |
| Sept. 26 | vs. Prairie View A&M* | Dallas, Texas | 6 pm |
| **Oct. 3** | **Alcorn State*** | **Grambling, La.** | **2 pm** |
| **Oct. 10** | **Jackson State*** | **Grambling, La.** | **4 pm** |
| Oct. 17 | at Alabama A&M* | Huntsville, Ala | 6 pm |
| Oct. 31 | at Texas Southern* | Houston, Texas | 7:30 pm |
| Nov. 7 | Arkansas-Pine Bluff* | Pine Bluff, Ark. | 2 pm |
| Nov. 14 | at Bethune-Cookman* | Daytona Beach, Fla. | 12 pm |
| Nov. 28 | vs. Southern* | New Orleans, La. | 1 pm |

* - SWAC game
All home games are in **bold**.

#### 2025 STATISTICAL LEADERS

**RUSHING**

| | G | ATT | GAIN | LOSS | NET | AVG | TD | LG | YPG |
|---|---|---|---|---|---|---|---|---|---|
| Bradford, Tre | 10 | 102 | 592 | 23 | 569 | 5.6 | 3 | 76 | 56.90 |
| Crews, Andre | 11 | 90 | 431 | 16 | 415 | 4.6 | 1 | 28 | 37.73 |
| Eaton Jr., Byron | 12 | 69 | 295 | 56 | 239 | 3.5 | 3 | 54 | 19.92 |

**PASSING**

| | G | EFF | C-A-I | PCT | YDS | TD | LG | AVG |
|---|---|---|---|---|---|---|---|---|
| Teasett, C'zavian | 7 | 116.21 | 95-170-5 | 55.88 | 1065 | 7 | 59 | 152.14 |
| Benoit, Hayden | 6 | 125.93 | 53-98-3 | 54.08 | 674 | 6 | 70 | 112.33 |

**RECEIVING**

| | G | NO | YDS | AVG | TD | LG | AVG |
|---|---|---|---|---|---|---|---|
| Jones Jr. , Keith | 12 | 32 | 450 | 14.06 | 5 | 48 | 37.50 |
| George, Tyson | 12 | 30 | 407 | 13.57 | 1 | 55 | 33.92 |
| Knighten, Covadis | 12 | 25 | 259 | 10.36 | 3 | 59 | 21.58 |

**DEFENSE**

| | G | UT | AST | TT | TFL | SKS | INT | F/R |
|---|---|---|---|---|---|---|---|---|
| Cage, Bryce | 12 | 36 | 27 | 63 | 15.5 | 5.0 | 0 | 0/0 |
| Johnson, Marcellus | 12 | 21 | 30 | 51 | 4.5 | 2.0 | 0 | 1/1 |
| Jordan, Jamal | 12 | 21 | 26 | 47 | 1.0 | 1.0 | 0 | 0/1 |

## OPPONENT INFORMATION

### GAME 7 - FLORIDA A&M

SATURDAY, OCTOBER 17 | JACKSON, MS | 2 PM (ESPN NETWORKS)
VETERANS MEMORIAL STADIUM



**Quinn Gray**
Head Coach

#### 2026 SCHEDULE

| | | | |
|---|---|---|---|
| **Aug. 29** | **Albany State** | **Tallahassee, Fla.** | **7 pm (ET)** |
| Sept. 6 | vs. South Carolina State | Miami, Fla. | 3 pm (ET) |
| Sept. 10 | at Miami | Coral Gables, Fla. | 8 pm (ET) |
| **Sept. 19** | **Tennessee State** | **Tallahassee, Fla.** | **7 pm (ET)** |
| **Sept. 26** | **Alabama A&M*** | **Tallahassee, Fla.** | **7 pm (ET)** |
| Oct. 10 | at Alabama State* | Montgomery, Ala. | 3 pm (ET) |
| Oct. 17 | at Jackson State* | Jackson, Miss. | 3 pm (ET) |
| **Oct. 24** | **Arkansas-Pine Bluff*** | **Tallahassee, Fla.** | **3 pm (ET)** |
| **Oct. 31** | **Southern*** | **Tallahassee, Fla.** | **3 pm (ET)** |
| Nov. 7 | at Alcorn State* | Lorman, Miss. | 3 pm (ET) |
| Nov. 14 | Mississippi Valley State* | Tallahassee, Fla. | 3 pm (ET) |
| **Nov. 21** | **vs. Bethune-Cookman*** | **Orlando, Fla.** | **3:30 pm (ET)** |

* - SWAC game
All home games are in **bold**.

#### 2025 STATISTICAL LEADERS

**RUSHING**

| | G | ATT | GAIN | LOSS | NET | AVG | TD | LG | YPG |
|---|---|---|---|---|---|---|---|---|---|
| Franklin, Jr., Thad | 12 | 166 | 878 | 40 | 838 | 5.0 | 7 | 47 | 69.83 |
| Hailey, Jamal | 12 | 84 | 549 | 33 | 516 | 6.1 | 6 | 72 | 43.00 |
| Johnson III, RJ | 12 | 70 | 321 | 182 | 139 | 2.0 | 3 | 26 | 11.58 |

**PASSING**

| | G | EFF | C-A-I | PCT | YDS | TD | LG | AVG |
|---|---|---|---|---|---|---|---|---|
| Johnson III, RJ | 12 | 146.39 | 215-331-4 | 64.95 | 2597 | 18 | 74 | 216.42 |
| Peddy, Jett | 3 | 73.77 | 21-47-4 | 44.68 | 258 | 0 | 52 | 86.00 |

**RECEIVING**

| | G | NO | YDS | AVG | TD | LG | AVG |
|---|---|---|---|---|---|---|---|
| Wilcher, Kenari | 12 | 40 | 588 | 14.70 | 4 | 71 | 49.00 |
| Hailey, Jamal | 12 | 31 | 199 | 6.42 | 2 | 24 | 16.58 |
| Lawrence, Goldie | 12 | 30 | 447 | 14.90 | 2 | 74 | 37.25 |

**DEFENSE**

| | G | UT | AST | TT | TFL | SKS | INT | F/R |
|---|---|---|---|---|---|---|---|---|
| Riles Jr., Jason | 12 | 50 | 27 | 77 | 8.0 | 1.5 | 0 | 1/0 |
| Jenkins, Nay'Ron | 12 | 28 | 34 | 62 | 2.5 | 0.5 | 0 | 1/0 |
| Collier Jr., Corey | 12 | 32 | 12 | 44 | 0.0 | 0.0 | 0 | 2/1 |

### GAME 8 - BETHUNE-COOKMAN

SATURDAY, OCTOBER 24 | DAYTONA BEACH, FL | 12 PM (SWAC TV)
DAYTONA STADIUM



**Raymond Woodie Jr**
Head Coach

#### 2026 SCHEDULE

| | | | |
|---|---|---|---|
| Sept. 3 | at UCF | Orlando, Fla. | 7 pm (ET) |
| **Sept. 12** | **Stetson** | **Daytona Beach, Fla.** | **4 pm (ET)** |
| **Sept. 19** | **VIrginia Lynchburg** | **Daytona Beach, Fla.** | **4 pm (ET)** |
| **Sept. 26** | **South Carolina State** | **Daytona Beach, Fla.** | **7 pm (ET)** |
| **Oct. 3** | **Alabama State*** | **Daytona Beach, Fla.** | **4 pm (ET)** |
| Oct. 10 | at Alabama A&M* | Huntsville, Ala. | 7 pm (ET) |
| Oct. 17 | at Mississippi Valley State* | Itta Bena, Miss. | 3 pm (ET) |
| Oct. 24 | Jackson State* | Daytona Beach, Fla. | 1 pm (ET) |
| **Oct. 31** | **at Arkansas-Pine Bluff*** | **Pine Bluff, Ark.** | **3 pm (ET)** |
| Nov. 7 | at Southern* | Baton Rouge, La. | 3 pm (ET) |
| **Nov. 14** | **Grambling State*** | **Daytona Beach, Fla.** | **1 pm (ET)** |
| Nov. 21 | vs. Florida A&M | Orlando, Fla. | 3:30 pm (ET) |

* - SWAC game
All home games are in **bold**.

#### 2025 STATISTICAL LEADERS

**RUSHING**

| | G | ATT | GAIN | LOSS | NET | AVG | TD | LG | YPG |
|---|---|---|---|---|---|---|---|---|---|
| Robinson, Khamani | 11 | 92 | 574 | 30 | 544 | 5.9 | 5 | 75 | 49.45 |
| Scott Jr., Alihaja | 10 | 84 | 421 | 22 | 399 | 4.8 | 5 | 26 | 39.90 |
| Ransom, Cam'Ron | 12 | 90 | 472 | 136 | 336 | 3.7 | 6 | 28 | 28.00 |

**PASSING**

| | G | EFF | C-A-I | PCT | YDS | TD | LG | AVG |
|---|---|---|---|---|---|---|---|---|
| Ransom, Cam'Ron | 12 | 148.47 | 133-209-6 | 63.64 | 1743 | 13 | 85 | 145.25 |
| McClain, Timmy | 9 | 150.77 | 103-144-2 | 71.53 | 1131 | 7 | 67 | 125.67 |

**RECEIVING**

| | G | NO | YDS | AVG | TD | LG | AVG |
|---|---|---|---|---|---|---|---|
| Huggins, Maleek | 12 | 64 | 864 | 13.50 | 8 | 85 | 72.00 |
| Ross, Javon | 12 | 52 | 685 | 13.17 | 4 | 79 | 57.08 |
| Jenkins, Lorenzo | 12 | 26 | 408 | 15.69 | 3 | 55 | 34.00 |

**DEFENSE**

| | G | UT | AST | TT | TFL | SKS | INT | F/R |
|---|---|---|---|---|---|---|---|---|
| Watts, Antwone | 12 | 61 | 31 | 92 | 2.5 | 0.0 | 1 | 2/0 |
| Sparrow, Stephen | 12 | 36 | 26 | 62 | 3.5 | 2.0 | 0 | 0/0 |
| Lassiter, Naim | 12 | 31 | 25 | 56 | 1.0 | 0.0 | 1 | 1/2 |

## OPPONENT INFORMATION

### GAME 9 - MISSISSIPPI VALLEY STATE

SATURDAY, NOVEMBER 7 | JACKSON, MS | 2 PM (SWAC TV)
VETERANS MEMORIAL STADIUM



**Terrell Buckley**
Head Coach

#### 2026 SCHEDULE

| | | | |
|---|---|---|---|
| Aug. 27 | at Nicholls | Thibodaux, La. | 6 pm |
| Sept. 5 | at Sacramento State | Sacramento, Calif. | 7 pm |
| Sept. 12 | vs. Lincoln | Chicago, Ill. | 3 pm |
| **Sept. 19** | **Delta State** | **Itta Bena, Miss.** | **6 pm** |
| Sept. 26 | at Alabama State* | Montgomery, Ala. | 5 pm |
| **Oct. 3** | **Prairie View A&M*** | **Itta Bena, Miss.** | **2 pm** |
| Oct. 10 | at Texas Southern* | Houston, Texas | TBA |
| **Oct. 31** | **Alcorn State*** | **Itta Bena, Miss.** | **2 pm** |
| Nov. 7 | at Jackson State* | Jackson, Miss. | 2 pm |
| Nov. 14 | at Florida A&M* | Tallahassee, Fla. | 2 pm |
| **Nov. 21** | **Alabama A&M*** | **Itta Bena, Miss.** | **2 pm** |

* - SWAC game
All home games are in **bold**.

#### 2025 STATISTICAL LEADERS

**RUSHING**

| | G | ATT | GAIN | LOSS | NET | AVG | TD | LG | YPG |
|---|---|---|---|---|---|---|---|---|---|
| Taylor, Norman | 11 | 69 | 317 | 21 | 296 | 4.3 | 3 | 37 | 26.91 |
| Brown, Josh | 8 | 70 | 287 | 72 | 215 | 3.1 | 2 | 20 | 26.88 |
| Webster, Natwan | 12 | 45 | 141 | 17 | 124 | 2.8 | 2 | 10 | 10.33 |

**PASSING**

| | G | EFF | C-A-I | PCT | YDS | TD | LG | AVG |
|---|---|---|---|---|---|---|---|---|
| Brown, Josh | 8 | 118.86 | 95-163-2 | 58.28 | 1066 | 4 | 46 | 133.25 |
| Nunez, Brandon | 10 | 95.85 | 74-148-9 | 50.00 | 865 | 4 | 73 | 86.50 |

**RECEIVING**

| | G | NO | YDS | AVG | TD | LG | AVG |
|---|---|---|---|---|---|---|---|
| Nelson, Cameron | 12 | 37 | 409 | 11.05 | 4 | 39 | 34.08 |
| Norris, Mekhi | 12 | 32 | 512 | 16.00 | 1 | 73 | 42.67 |
| Valcourt Jr., Evens | 12 | 25 | 244 | 9.76 | 0 | 50 | 20.33 |

**DEFENSE**

| | G | UT | AST | TT | TFL | SKS | INT | F/R |
|---|---|---|---|---|---|---|---|---|
| Wright, Jalen | 12 | 35 | 34 | 69 | 11.5 | 4.0 | 0 | 2/0 |
| Byrd, Kobe | 11 | 17 | 23 | 40 | 3.5 | 0.0 | 1 | 0/1 |
| Franklin, Douglas | 12 | 24 | 15 | 39 | 5.5 | 0.0 | 0 | 0/0 |

### GAME 10 - ALABAMA STATE

SATURDAY, NOVEMBER 14 | MONTGOMERY, AL | 2 PM (ESPN NETWORKS)
ASU STADIUM





**Reggie Barlow**
Head Coach

#### 2026 SCHEDULE

| | | | |
|---|---|---|---|
| Aug. 29 | vs. Southern | Birmingham, Ala. | 2 pm |
| Sept. 5 | Lane | Montgomery, Ala. | 5 pm |
| Sept. 12 | at Troy | Troy, Ala. | 2 pm |
| Sept. 26 | Mississippi Valley State* | Montgomery, Ala. | 5 pm |
| Oct. 3 | at Bethune-Cookman* | Daytona Beach, Fla | 3 pm (ET) |
| Oct. 10 | Florida A&M* | Montgomery, Ala. | 3 pm |
| Oct. 17 | at Arkansas-Pine Bluff* | Pine Bluff, Ark. | 4 pm |
| Oct. 31 | vs. Alabama A&M* | Birmingham, Ala. | 2:30 pm |
| Nov. 7 | at Texas Southern* | Houston, Texas | TBA |
| Nov. 14 | Jackson State* | Montgomery, Ala. | 2 pm |
| Nov. 21 | Prairie View A&M* | Montgomery, Ala. | 2 pm |
| Nov. 26 | Tuskegee | Montgomery, Ala. | 2 pm |

* - SWAC game
All home games are in **bold**.

#### 2025 STATISTICAL LEADERS

**RUSHING**

| | G | ATT | GAIN | LOSS | NET | AVG | TD | LG | YPG |
|---|---|---|---|---|---|---|---|---|---|
| Thomas, John. | 10 | 145 | 1060 | 44 | 1016 | 7.0 | 8 | 58 | 101.60 |
| Tillman , Brady | 10 | 61 | 394 | 7 | 387 | 6.3 | 2 | 70 | 38.70 |
| Boney , Demetrius | 6 | 19 | 121 | 51 | 70 | 3.7 | 2 | 42 | 11.67 |

**PASSING**

| | G | EFF | C-A-I | PCT | YDS | TD | LG | AVG |
|---|---|---|---|---|---|---|---|---|
| Bodden , Noah | 10 | 116.36 | 165-303-12 | 54.46 | 2008 | 13 | 60 | 200.80 |
| Boney , Demetrius | 6 | 127.26 | 10-20-2 | 50.00 | 153 | 2 | 39 | 25.50 |

**RECEIVING**

| | G | NO | YDS | AVG | TD | LG | AVG |
|---|---|---|---|---|---|---|---|
| Lovett, Makai | 10 | 41 | 520 | 12.68 | 5 | 43 | 52.00 |
| Showers, Aiden | 10 | 22 | 264 | 12.00 | 2 | 47 | 26.40 |
| Jean-Baptiste , Izaiah | 6 | 18 | 257 | 14.28 | 3 | 53 | 42.83 |

**DEFENSE**

| | G | UT | AST | TT | TFL | SKS | INT | F/R |
|---|---|---|---|---|---|---|---|---|
| French, Trevon | 10 | 50 | 24 | 74 | 10.5 | 3.0 | 0 | 2/1 |
| Brown, Jaylen | 10 | 32 | 34 | 66 | 7.0 | 3.0 | 1 | 0/1 |
| Williams, Rodney | 10 | 32 | 24 | 56 | 8.5 | 3.0 | 1 | 0/2 |

## OPPONENT INFORMATION

### GAME 11 - ALCORN STATE

SATURDAY, NOVEMBER 21 | LORMAN, MS | 2 PM (ESPN NETWORKS)
JACK SPINKS-MARIO CASEM STADIUM



**Cedric Thomas**
Head Coach

### 2026 SCHEDULE

| | | | |
|---|---|---|---|
| **Aug. 29** | **Miles** | **Lorman, Miss.** | **6 pm** |
| Sept. 5 | at Southern Miss | Hattiesburg, Miss. | 4 pm |
| Sept. 12 | vs. Arkansas-Pine Bluff* | Memphis, Tenn. | 6 pm |
| Sept. 19 | at North Alabama | Florence, Ala. | 6 pm |
| **Sept. 26** | **Texas Southern*** | **Lorman, Miss.** | **3 pm** |
| Oct. 3 | at Grambling State* | Grambling, La. | 2 pm |
| **Oct. 10** | **Arkansas Baptist** | **Lorman, Miss.** | **2 pm** |
| Oct. 17 | at Prairie View A&M* | Prairie View, Texas | 2 pm |
| Oct. 31 | at Mississippi Valley State* | Itta Bena, Miss. | 2 pm |
| **Nov. 7** | **Florida A&M*** | **Lorman, Miss.** | **2 pm** |
| Nov. 14 | at Southern* | Baton Rouge, La. | 2 pm |
| **Nov. 21** | **Jackson State*** | **Lorman, Miss.** | **2 pm** |

* - SWAC game
All home games are in **bold**.

### 2025 STATISTICAL LEADERS

**RUSHING**

| | G | ATT | GAIN | LOSS | NET | AVG | TD | LG | YPG |
|---|---|---|---|---|---|---|---|---|---|
| Davis, Reggie | 12 | 144 | 873 | 34 | 839 | 5.8 | 10 | 92 | 69.92 |
| Sewell, Jacorian | 11 | 133 | 800 | 34 | 766 | 5.8 | 6 | 80 | 69.64 |
| Tolbert, Jaylon | 12 | 72 | 319 | 93 | 226 | 3.1 | 2 | 31 | 18.83 |

**PASSING**

| | G | EFF | C-A-I | PCT | YDS | TD | LG | AVG |
|---|---|---|---|---|---|---|---|---|
| Tolbert, Jaylon | 12 | 129.62 | 207-325-7 | 63.69 | 2128 | 15 | 74 | 177.33 |
| Washington, Andre | 7 | 58.44 | 4-9-0 | 44.44 | 15 | 0 | 8 | 2.14 |

**RECEIVING**

| | G | NO | YDS | AVG | TD | LG | AVG |
|---|---|---|---|---|---|---|---|
| Rush, Jarvis | 12 | 42 | 401 | 9.55 | 4 | 44 | 33.42 |
| Blakes, Omarion | 12 | 34 | 256 | 7.53 | 2 | 32 | 21.33 |
| Matthews, Ja'coby | 11 | 31 | 384 | 12.39 | 2 | 71 | 34.91 |

**DEFENSE**

| | G | UT | AST | TT | TFL | SKS | INT | F/R |
|---|---|---|---|---|---|---|---|---|
| Edwards, Stemarion | 12 | 42 | 44 | 86 | 9.5 | 1.5 | 1 | 0/0 |
| Roberts, Cedric | 12 | 34 | 38 | 72 | 9.0 | 1.0 | 0 | 0/0 |
| Hinton, TB | 12 | 30 | 28 | 58 | 7.0 | 5.0 | 0 | 1/1 |

## OPPONENT INFORMATION




**GAME 1 - TENNESSEE STATE**

FIRST BANK STADIUM | NASHVILLE, TENNESSEE



**GAME 5 - ALABAMA A&M**

LADD-PEEBLES STADIUM | MOBILE, ALABAMA




**GAME 6 - GRAMBLING STATE**

EDDIE G. ROBINSON MEMORIAL STADIUM | GRAMBLING, LOUISIANA




**GAME 8 - BETHUNE-COOKMAN**

DAYTONA STADIUM | DAYTONA BEACH, FLORIDA




**GAME 10 - ALABAMA STATE**

ASU STADIUM | MONTGOMERY, ALABAMA




**GAME 11 - ALCORN STATE**

JACK SPINKS-MARIO CASEM STADIUM | LORMAN, MISSISSIPPI

# COACHING STAFF



## HEAD COACH






# T.C. TAYLOR

@CoachTaylor010

**HEAD COACH**

**Jackson State Record** | 4th season | 28-9 (.757)
**Career Record** | 4th season | 28-9 (.757)

2024 SWAC Champion | 2024 HBCU National Champion | 2025 SWAC East Division Champion

One of the most accomplished players in Jackson State football history, T.C. Taylor has risen to lead his alma mater as the 22nd Head Coach of the Tigers. A former JSU quarterback and record-setting wide receiver, Taylor officially took over the program following the 2022 Celebration Bowl and has quickly cemented his legacy as a transformative leader.

Taylor has been an integral part of Jackson State's football resurgence since joining the staff in 2019. He coached tight ends and wide receivers during an era that saw the Tigers post a dominant 23-3 record from 2021-22, including back-to-back Southwestern Athletic Conference (SWAC) titles and undefeated regular seasons.

In his second season as head coach in 2024, Taylor led the Tigers to a 12-2 record and captured the HBCU National Championship with a commanding 28–7 win over South Carolina State in the Cricket Celebration Bowl. Under his leadership, JSU claimed the SWAC East Division and SWAC Championship titles, with running back Irv Mulligan earning SWAC Offensive Player of the Year honors. That season, the Tigers produced 32 All-Conference selections (SWAC and Phil Steele), 15 All-Americans, and 8 postseason all-star participants. Taylor was named HBCU Legends Coach of the Year and earned widespread postseason recognition for his accomplishments.

Taylor's teams have also stood out statistically. In 2024, JSU ranked in the top 10 nationally in several NCAA categories, including red zone offense (2nd), team defense (4th), scoring offense (5th), and scoring defense (6th). The Tigers finished the season ranked in over 30 key statistical categories, demonstrating elite performance on both sides of the ball.

Last season (2025), Taylor guided the Tigers to the 2025 SWAC East Division Championship; while the team was ranked among the best nationally in rushing offense (254.9 ypg), total offense (459.9 ypg), and passing yards per completion (14.06). In his debut season as head coach (2023), Taylor guided Jackson State to a second-place finish in the SWAC East Division. The Tigers led the conference in total offense (389.4 ypg) and finished top three in both rushing and passing, while also ranking among the SWAC's best in total defense and scoring.

As an assistant coach, Taylor played a pivotal role in developing one of the most explosive wide receiver units in the conference. From 2021-22, he coached standouts such as Malachi Wideman, Keith Corbin, Dallas Daniels, and Shane Hooks - several of whom earned All-SWAC and All-American honors. During the abbreviated Spring 2021 season, Daylen Baldwin led the SWAC in receiving yards (540) and touchdowns (7). Prior to the 2022 season, Taylor was selected for the prestigious NFL Bill Walsh Diversity Coaching Fellowship with the Tennessee Titans.

A native of McComb, Mississippi, Taylor enjoyed a stellar playing career at Jackson State from 1998 to 2001. After beginning as a quarterback, he transitioned to wide receiver, where he set the JSU single-season record with 84 receptions for 1,234 yards and 11 touchdowns in 2001. He earned NCAA Division I-AA Third-Team All-America honors from The Sports Network and First-Team Black College All-America recognition from Sheridan Broadcasting. He was also the runner-up for the 2001 Conerly Trophy, awarded to Mississippi's top college football player, finishing behind Eli Manning. Following his playing career at JSU, Taylor signed with the New England Patriots as a rookie free agent in 2002. He went on to win a World Bowl championship with the Frankfurt Galaxy in NFL Europe and participated in the 2003 preseason with the Detroit Lions before an injury ended his professional playing career.

## HEAD COACH

Before returning to Jackson State, Taylor built a strong coaching résumé, including successful stints at:

* North Carolina Central (2014–2018) – Offensive Coordinator/QBs Coach. Guided the Eagles to three MEAC championships and the 2016 Celebration Bowl. Coached 28 All-MEAC players, five All-Americans, and helped QB Malcolm Bell become a finalist for Black College Football Player of the Year.

* Texas Southern (2012–2013) – Wide Receivers Coach & Recruiting Coordinator.

* Coahoma Community College (2005–2011) – Offensive Coordinator. His offenses consistently ranked in the top five among Mississippi JUCOs.

Taylor earned his bachelor's degree in Health, Physical Education, and Recreation from Jackson State in 2005. He is married to his wife, Dawn, and they are the proud parents of two sons, Tre and Tylan.




### BIOGRAPHICAL DETAILS

**Born:** September 22, 1978 (age 47)
**Birthplace:** Magnolia, Mississippi

### PLAYING CAREER

| | |
|---|---|
| **1998-2001** | Jackson State |
| **2002-2003** | New England Patriots |
| **2003** | Frankfurt Galaxy |
| **2003** | Amsterdam Admirals |
| **2003** | Detroit Lions |
| **Position(s)** | Quarterback \| Wide Receiver |

### COACHING CAREER

| | |
|---|---|
| **2005** | Coahoma (QB \| WR) |
| **2006-2011** | Coahoma (OC) |
| **2012-13** | Texas Southern (WR \| RC) |
| **2014** | North Carolina Central (QB) |
| **2015-16** | North Carolina Central (OC \| QB) |
| **2017-18** | North Carolina Central (OC \| QB) |
| **2019-20** | Jackson State (WR \| TE) |
| **2020** | Jackson State (Interim Head Coach) |
| **2021-22** | Jackson State (OC \| WR \| TE) |
| **2023-present** | Jackson State (Head Coach) |

### COACHING RECORD

| | |
|---|---|
| **at Jackson State** | 28-9 (.757) |
| **Career Record** | 28-9 (.757) |
| **Championships** | 2024 SWAC East Division \| 2024 SWAC Championship<br>2024 Celebration Bowl & National Championship \|<br>2025 SWAC East Division |







# OTIS **RIDDLEY**

@Coach_0

ASSISTANT HEAD COACH | GENERAL MANAGER
**Position** | Tight Ends
**Gameday** | Field

Otis Riddley, now in his seventh season with Jackson State Football, serves as the program's Associate Head Coach, General Manager, and Tight Ends Coach. Recognized as one of the key architects of the Tigers' modern era success, Riddley has played a critical role in the program's resurgence—spearheading roster construction, player development strategies, and operational efficiency with a blend of innovation and seasoned leadership.

Since arriving at JSU in 2019, Riddley has helped build one of the premier programs in HBCU football. The Tigers have compiled a 35–9 SWAC conference record, including three undefeated conference seasons (2021, 2022, 2024), and captured three SWAC Championships. His direction as General Manager has elevated the program's internal infrastructure, established a national recruiting footprint, and positioned JSU as a perennial contender.

Under his guidance, Jackson State has produced top-rated HBCU recruiting classes year after year. In 2024, his tight end unit contributed 18 receptions for 257 yards and three touchdowns, helping fuel an offense that ranked 2nd in red zone offense, 3rd in winning percentage, and 5th in scoring offense nationally. Last season, the tight ends contributed 19 receptions for 191 yards and one touchdown.

Riddley previously served as Director of Player Personnel for three seasons, after coaching the offensive line in 2019. That year, his offensive line unit led a dramatic improvement, boosting JSU's national offensive rankings by more than 50 spots in both total and rushing offense. He also coached the program's first All-SWAC offensive lineman since 2014.

Before JSU, Riddley made his mark at Copiah-Lincoln Community College, where he developed two MACCC Offensive Line MVPs, an NJCAA All-American, and earned MACCC Assistant Coach of the Year honors in 2018.

A respected figure in scouting circles, Riddley was selected for the prestigious Bill Nunn Scouting Fellowship with the Minnesota Vikings in 2021 and the San Francisco 49ers in 2023, further highlighting his expertise in talent evaluation and personnel strategy.

A native of Jackson, Mississippi, Riddley spent eight seasons in the Mississippi high school ranks prior to his college coaching career, where he developed 11 offensive linemen who signed with Division I programs, along with multiple Parade and Under Armour All-Americans.

As a player, Riddley was a standout offensive lineman at Mississippi State University, earning Sporting News All-SEC Freshman Team honors. He holds a bachelor's degree from MSU and a master's degree from Belhaven University. He is also a proud member of Kappa Alpha Psi Fraternity, Inc.

Riddley is married to Candace Riddley, and they have one son, Quentin.

## COACHING STAFF





# ERIC **GALLON**

@coachgallon

ASSISTANT HEAD COACH
**Position** | Running Back
**Gameday** | Field

Eric Gallon enters his third season after he returned to Jackson State last season (2024) as the running back coach after a brief stint with the Tigers in 2020, where he also coached running backs along with tight ends.

In 2024, Gallon led an offensive attack led by SWAC Offensive Player of the Year Irv Mulligan, who recorded a 1,000-yard season. The Tigers finished the season 3,154 rushing yards where Gallon led nine different running backs with rushing yards. The Tigers finished finished the year ranked in several categories including red zone offense (second), fourth down conversion percentage (fourth), scoring offense (fifth), rushing offense (eighth), first downs offense (16th), total offense (34th), and third down conversion percentage (38th). He added another 1,000 yard rusher in Ahmad Miller last season, with his running backs gaining 2,447 yards and scored 21 touchdowns.

Prior to his return to JSU, the Lakeland, Florida, native served as tight ends coach for the North Carolina A&T Aggies during the 2023 season. Before arriving at NCAT, Gallon coached at Robert Morris University, where he started as a tight ends coach. He was promoted to offensive coordinator for the Colonials' 2022 season. Gallon spent time as the assistant head coach, running backs coach, and recruiting coordinator at Brevard College starting in 2017. Beginning in 2015, Gallon joined the Tennessee State staff (2015-16), serving as the program's running backs coach. He was also the lead housing liaison between the university and the athletics department. Gallon also had the role of summer camp and clinic director, including the Little Tigers Youth Camp, a one-day showcase in Memphis and Nashville. Gallon's running backs averaged 123.4 yards per game, totaling 1,860 rushing yards. Gallon also served as the running backs coach at Youngstown State (2013-15). During his first season, Gallon coached Missouri Valley Football Conference newcomer and freshman of the year Martin Ruiz. He was also a Jerry Rice Award finalist after rushing for 1,094 yards and 15 touchdowns on 192 carries, including four 100-yard performances. Ruiz was one of only three players in NCAA Division I-FCS football to rush for more than 1,000 yards in 2013, joining Appalachian State's Marcus Cox and A&T's Tarik Cohen. In 2014, Ruiz rushed 1,325 yards and 10 touchdowns on 265 carries, earning second-team All-MVFC honors. Ruiz formed a lethal combination at Youngstown State with Jody Webb. In 2013, Webb averaged 7.2 yards per carry on 48 attempts. In addition, Adaris Bellamy had a game where he rushed for more than 200 yards. During Webb's second season, he rushed for 715 yards and nine touchdowns on 103 carries.

Before coaching on the collegiate level, Gallon served as the head coach at George Jenkins High School in Lakeland, Fla. Gallon worked as the Eagles head coach in 2012 after spending the previous four seasons as the offensive coordinator on the staff. Gallon played collegiately at Kansas State as a running back for head coach Bill Snyder (1989-92). A three-time letterwinner (1989, '91 and '92),Gallon served as the team captain in 1992. During his Wildcat career, he rushed for 1,960 yards on 447 carries, totaling 2,476 all-purpose yards. Five of his seven career 100-yard rushing games came during his junior season. Gallon had a brief NFL career with the New England Patriots. He then returned to his home state of Florida, where he spent time working with at-risk youths before coaching at the high school level. He was the founder, President and CEO of Global Youth Services (2004-12), located in Tampa, Fla. Before starting his own company; Gallon spent 11 years with Correctional Services Corporation. After serving as a program and regional director, Gallon served as the vice president of operations in the juvenile division.

A graduate of Kathleen High School in Lakeland, where he starred as a basketball and football player, Gallon earned a bachelor's degree in social sciences from Kansas State in 1999.





# RIP **KIRK**

@CoachRipKirk

ASSISTANT COACH | CO-OFFENSIVE COORDINATOR
**Position** | Quarterbacks
**Gameday** | Pressbox

Rip Kirk enters his fourth season on the Jackson State football staff, and his third as the quarterbacks coach after spending his first year as an offensive analyst.

Last season, Kirk led an offense that featured a pair of quarterbacks in JaCobian Morgan and SWAC co-Freshman of the Year Jared Lockhart. The duo threw for 2,374 yards (both passing for 1,187 yards) and a combined 19 touchdowns, with Morgan earning second team all-conference honors despite his injury halfway through the season. He helped lead an offense as co-offensive coordinator that finished fourth down conversion percentage (second), rushing offense (third), total offense (fifth), third conversion percentage (seventh), passes yards per completion (10th), sacks allowed (10th), team passing efficiency (19th), first downs offense (21st), scoring offense (23rd), and completion percentage (49th). The offense had six players selected to the all-conference team last season, including three on the first team.

Kirk led a Jackson State offense orchestrated by returning Cricket Celebration Bowl Offensive MVP Morgan who led Jackson State with 2,236 yards passing as he finished 163-for-256 with 21 touchdowns and just eight interceptions. The then-junior quarterback also earned all-conference honors with those numbers. Meanwhile, the Tigers finished ranked nationally in red zone offense (second), winning percentage (third), fourth down conversion percentage (fourth), scoring offense (fifth), rushing offense (eighth), passing yards per completion (ninth), team passing efficiency (12th), first downs offense (16th), sacks allowed (31st), total offense (34th), and third down conversion percentage (38th).

Prior to his arrival at Jackson State, Kirk served as an offensive graduate assistant at Troy University working with quarterbacks. The Trojans went 12-2 during the 2022 season averaging 25.57 points per game during his tenure. Kirk also worked with starting quarterback Gunnar Watson, who threw for 2,818 yards and 14 touchdowns with a 61.49 completion percentage.

Before Troy University, Kirk spent the 2021 season working with wide receivers as an offensive graduate assistant. In that season, Tyrese Chambers led the team in receptions with 1,074 yards and nine touchdowns on 45 catches.

Kirk served as quarterbacks coach at Starkville High School during the 2020 season, where he coached an Under Armour All-American, Dandy Dozen, and current University of Illinois quarterback in Luke Altmyer.

Kirk was a signal caller for Mississippi State University for two seasons, earning a scholarship after his junior season. He earned Academic All-SEC honors and graduated with a bachelor's degree in Science. After graduating, he became an offensive student assistant for the 2019 season. He also earned an associate's degree at Itawamba Community College.

## COACHING STAFF





# TORENZO **QUINN**

@CoachTQuinn

ASSISTANT COACH | DEFENSIVE COORDINATOR
**Position** | Secondary
**Gameday** | Field

Torenzo Quinn was named the defensive coordinator after serving as the defensive backs coach / passing game coordinator in 2023.

Last season, he led a Jackson State defense that was ranked nationally in several categories including fumbles recovered (12th), rushing defense (12th), scoring defense (12th), first downs defense (16th), third down conversion percentage defense (16th), total defense (17th), defensive touchdowns (24th), red zone defense (25th), turnovers gained (34th), and team tackles for loss (36th). He also had the SWAC Defensive Player and Newcomer of the Year, Quincy Ivory and three other all-conference selections in 2025.

In 2024, Quinn led a defense that finished the season with eight all-conference selections and an All-American in Jeremiah Williams. The Tigers finished the year ranked in several categories including team passing efficiency defense (third), team defense (fourth), scoring defense (sixth), third down conversion percentage defense (seventh), passing yards allowed (ninth), passes intercepted (12th), rushing defense (13th), team tackles for loss (17th), turnovers gained (18th), team sacks (18th), sacks allowed (31st), fumbles recovered (35th), first downs defense (40th), and turnover margin (45th).

During his first season at Jackson State (2023), the team led the country in interceptions at the end of the regular season with 17.

Quinn was the safeties coach at Alcorn in 2022, where the Braves secondary got stronger as the year went on, registering at least one interception in seven of the final nine games. Prior to Alcorn, Quinn spent one year as offensive coordinator at Mississippi Delta Community College.

Prior to joining the MDCC staff, Quinn spent two seasons at the University of Arkansas-Pine Bluff in several roles, including coaching the safeties and defensive backs and serving as the Assistant Head Coach and defensive passing game coordinator. While at UAPB, he guided the emergence of Shawn Steele into one of the SWAC's top defensive backs. In 2019, Steele was tied for sixth in the SWAC in interceptions (three) and tied for the league lead in pass breakups with 18. Also, in 2019, Blake Conner led the team in both solo tackles (43) and total tackles (77) while also recording two interceptions and two forced fumbles.

Before UAPB, Quinn spent the 2016 season as a graduate assistant with the Alcorn State University football team, working primarily with the cornerbacks. In 2017 he was in charge of overseeing the defensive backs unit. As a graduate assistant, Quinn was part of a defensive staff that saw Alcorn rank 1st in the conference in fewest pass completions. The Braves were also #2 in total defense in the league, en route to its third consecutive SWAC East Division title.

Prior to Alcorn, Coach Quinn was the offensive coordinator at Ruleville Central High School in Ruleville, Mississippi, for three seasons.

Quinn is a 2010 graduate of the University of Memphis where he earned a degree in liberal studies. He played defensive back at Memphis and was a two-year starter at nickel back. He went on to earn his master's degree in athletic coaching from North Central University in 2016.

## COACHING STAFF






# MANNY **RAMIREZ**

@CoachRamirezJSU

ASSISTANT COACH | CO-OFFENSIVE COORDINATOR
**Position** | Offensive Line
**Gameday** | Field

NFL veteran Manny Ramirez begins his third season coaching the offensive line at Jackson State, and second as co-offensive coordinator.

Last season, he helped lead an offense as co-offensive coordinator that finished fourth down conversion percentage (second), rushing offense (third), total offense (fifth), third conversion percentage (seventh), passes yards per completion (10th), sacks allowed (10th), team passing efficiency (19th), first downs offense (21st), scoring offense (23rd), and completion percentage (49th). The offense six players selected all-conference last season including three on the first team. In 2024, Jackson State finished the year ranked in several categories including red zone offense (second), winning percentage (third), fourth down conversion percentage (fourth), scoring offense (fifth), rushing offense (eighth), passing yards per completion (ninth), team passing efficiency (12th), first downs offense (16th), sacks allowed (31st), total offense (34th), and third down conversion percentage (38th). In just two seasons, he has coached six players to all-conference honors.

In his short stint with the TSU Tigers in Houston, Ramirez wasted no time in setting the tone for the line as the unit was one of the most improved areas on the team after his first year. He played a huge part in the ascension of lineman Drake Centers, who became the first TSU lineman to earn All-SWAC honors since 2010. Centers helped anchor an offensive line which helped TSU finish with 4,293 yards of offense while also playing a huge role in helping TSU protect the quarterback as the line ranked fourth in the conference in sacks, marking a huge improvement in that category from the last time TSU played a full season in 2019. The Tigers finished the 2021 season ranked second in total offense, second in rush offense and third in pass offense. Ramirez arrived at Texas Southern in the summer of 2021 with experience across all levels of football. The Houston native had a nine-year NFL career in addition to working both on the college and high school levels in various capacities. Upon retiring from the NFL in 2015, he accepted a position at his alma mater, Texas Tech University in Lubbock, Tex., as the football team's Director of Player Development. He served as the academic liaison for the football staff, where he developed life skills curricula while also coordinating all community service activities. After three seasons at Texas Tech, Ramirez moved to the high school ranks and accepted a position as the offensive coordinator and offensive line coach for Springlake-Erath High School. After one season at Springlake-Erath, Ramirez moved to Fort Worth, Texas after accepting the position of assistant coach/offensive line at Diamond Hill High School. Before joining the coaching ranks, Ramirez played offensive line for nine seasons in the NFL. He played in 83 games, including 65 starts with both the Detroit Lions (2007-10, 2015) and the Denver Broncos (2011-14). He was the starting center for the duration of legendary quarterback Payton Manning's career with the organization. Denver totaled 49 wins during Ramirez' four seasons, which featured four trips to the playoffs and an appearance in Super Bowl XLVIII in 2013. He returned to the Lions in 2015, where he played in all 16 games while making seven starts. The Detroit Lions drafted Ramirez in the fourth round of the 2007 NFL Draft after a stellar four-year career as Texas Tech. His selection marked the first time a Red Raider offensive guard had been drafted since 1973, when Russell Ingram was taken by Atlanta. Prior to joining the NFL, he was a standout offensive lineman at Texas Tech from 2003-06 under Mike Leach. Known for their high-scoring offensive units, Ramirez helped boost a Red Raider offense that regularly ranked among the best in college football. The school record-holder in the bench press, he was an All-Big 12 Conference second team honoree in 2005 and was twice named an honorable mention selection. Ramirez's final game in a Tech uniform was quite memorable as he was part of a Red Raider offense that overcame a 31-point deficit in the third quarter to top Minnesota in the 2006 Insight Bowl. It remains the largest comeback in bowl history. Ramirez was ranked as a top 100 recruit out of Willowridge High School and an all-district 20- 5A First Teamer.

He and his wife, Iris, have three children - Xaigtlean, Jomari and Cade.

## COACHING STAFF






### RAEKWON **BETHEA**

@CoachRaee

ASSISTANT COACH
**Position** | Defensive Line
**Gameday** | Field

Raekwon Bethea joins the Jackson State football staff in 2026 as the defensive line coach after spending last season at Hampton working with the defensive tackles.

Prior to Hampton, he was at SMU where he worked with the Mustang's defensive linemen. Bethea tutored Jared-Harrison Hunte (first team) and Elijah Roberts. Both Roberts and Hunte were both invited to the East-West Shrine bowl, also the NFL Combine. He also helped SMU post an 11-3 record with a perfect 8-0 mark in the Atlantic Coast Conference. SMU advanced to the Atlantic Coast Conference Championship game, College Football Playoffs for the first time in program history. The 2023 Mustang defense ranked top 25 nationally in ten defensive categories. SMU was ranked 12th in the final Associated Press Poll and was tied for 11th in the Coaches Poll.

The native of Gainesville, Fla. graduated from Santa Fe High. Bethea also attended Coffeyville (Kan.) Community College before transferring to Albany State.

Bethea spent the 2020-21 seasons as the assistant defensive line coach at Albany State. Before moving to Western Kentucky in 2022 as the defensive line graduate assistant. Bethea also was on the staff at Coastal Carolina as a graduate assistant for eight months, before moving on to Kentucky where he was a volunteer assistant for one season.

He earned a Bachelor of Science degree in Health and Human Performance from Albany State in 2020.





# JAVANCY **JONES**

@TheRealJavJones

ASSISTANT COACH | RUN GAME & CO-SPECIAL TEAMS COORDINATOR
**Position** | Outside Linebackers
**Gameday** | Field

One of the new additions to the Jackson State University Division of Athletics staff, Javancy Jones was hired two seasons ago to assist the Tigers' football team as Special Teams Coordinator/Outside Linebackers Coach.

Last season, Jones helped lead a defense that was ranked nationally in several categories including fumbles recovered (12th), rushing defense (12th), scoring defense (12th), first downs defense (16th), third down conversion percentage defense (16th), total defense (17th), defensive touchdowns (24th), red zone defense (25th), turnovers gained (34th), and team tackles for loss (36th). He also had the SWAC Defensive Player and Newcomer of the Year, Quincy Ivory at defensive end last season. In 2024, Jones led a ressurection of the Tigers' special teams as he led a unit that produced one of the nation's leading kick returners in Travis Terrell, placekickers in Gerardo Baeza, and punters in Matt Noll. The trio earned all-conference honors with Terrell and Baeza earning All-American honors during the season. As a unit, the Tigers finished ranked nationally in blocked punts (ninth), punt returns (ninth), blocked kicks (22nd), net punting (41st), and kickoff return defense (44th). He also coached a defense that finished ranked nationally in team passing efficiency defense (third), team defense (fourth), scoring defense (sixth), third down conversion percentage defense (seventh), passing yards allowed (ninth), passes intercepted (12th), rushing defense (13th), team tackles for loss (17th), turnovers gained (18th), team sacks (18th), sacks allowed (31st), fumbles recovered (35th), first downs defense (40th), and turnover margin (45th).

Prior to joining the Jackson State football staff, Jones served as Assistant Head Coach, Defensive Coordinator and Recruiting Coordinator at Louisville High School in Louisville, Miss., where the team compiled an impressive cumulative record of 52-5 during his four seasons with the program from 2020-23. The program also posted a 17-1 playoff record, tied the school record with eight shutouts in 2022, won the North Half Championship and the District Championship in 2020, 2022 and 2023, had 19 total shutouts during that span, and yielded less than 10 points in 34 games. Jones was tabbed Defensive Coordinator for the Magnolia Bowl in 2021, 2022 and 2023. Jones also served as Head Football Coach at Eiland Middle School in Louisville, Miss. for the 2019-23 seasons. His eighth-grade team went 27-8 with him at the helm, while his seventh-grade team was 31-4. He produced two eighth grade All-Americans, two conference MVPs and five All-State selections. Three of his players would go on to receive NCAA Division I offers, those coming from Jackson State, Mississippi State and Ole Miss. Jones' coaching career began at Noxubee County High School in Macon, Miss., where he served as Linebackers Coach and Head Junior Varsity Coach during the 2017 and 2018 seasons. He led the team to an 11-4 overall record while producing two first team All-State selections, one second team All-State selection and one Bernard Blackwell North/South All-Star selection.

A native of Noxubee County and the son of London and the late Kristine Jones, Jones was a star football player as a high schooler, leading his team to a perfect 16-0 record and a 4A championship his senior season. He became a Jackson State Tiger in 2013. Jones began and ended his college career at Jackson State in phenomenal fashion, reaping SWAC and Jet Magazine Freshman of the Year Honors in 2013, earning first team All-Southwestern Athletic Conference and FCA All-America honors four times, and being tabbed Jackson State Defensive MVP and Team MVP in 2014, 2015 and 2016. He was a Conerly Award finalist in 2015 and 2016 and a finalist for the Doris and Eddie Robinson Scholar Athlete Award in 2014 and 2015. Jones earned a Bachelor of Science degree in Health, Physical Education and Recreation in 2017 and a Master of Science degree in Sports Management in 2019, both at Jackson State. He was an East/West Shrine All-Star selection in 2017 and signed with the Arizona Cardinals of the National Football League later that spring.

## COACHING STAFF






# VINCENT **MARSHALL**

@CoachMarshall

ASSISTANT COACH | PASSING GAME COORDINATOR & CO-SPECIAL TEAMS COORDINATOR
**Position** | Wide Receivers
**Gameday** | Field

Vincent Marshall is in his second season for the wide receivers on the Jackson State University football staff in Fall 2024, after spending the previous three years at Norfolk State University, where he was wide receivers coach and special teams coordinator.

Last season, Marshall coached wide receiver Nate Rembert (selected for all-conference) and Ja'Naylon Dupree (UDFA with Cleveland), who along with Jameel Gardner Jr. combined for 108 receptions. The trio racked up 1,742 yards and 15 touchdowns in 2025 leading an offense that finished fifth in total offense in the nation.

In 2024, the Tigers receiving corps registered 147 receptions last season. Meanwhile, the Tigers finished the year ranked nationally in several categories including red zone offense (second), winning percentage (third), fourth down conversion percentage (fourth), scoring offense (fifth), rushing offense (eighth), passing yards per completion (ninth), team passing efficiency (12th), first downs offense (16th), sacks allowed (31st), total offense (34th), and third down conversion percentage (38th). Marshall's first year with Norfolk State featured a high-powered offense. The passing game was a key component of that unit, as the Spartans ranked second in the Mid-Eastern Athletic Conference (MEAC) in passing offense. Wideout Justin Smith earned first-team All-MEAC honors after ranking second in the conference in both receptions and yards receiving.

Marshall came to NSU after spending one year as receivers coach at Southern University. While with the Jaguars, Southern ranked ninth in the FCS in yards per completion and 39th in passing offense during the abbreviated 2021 spring season. Southern finished the season with a 5-1 record and ranked No. 20 in the final FCS Coaches Poll. Previously, Marshall had stints as running backs coach at Missouri Southern State University, as a recruiting analyst for his alma mater, the University of Houston, and as offensive quality control coach at Syracuse University in 2016. Marshall's first stop at the Division I level came as a graduate assistant at Bowling Green State University in Bowling Green, Ohio. He worked with the Falcons' receivers in 2014 and running backs in 2015. Bowling Green made two bowl appearances, won two Missouri Athletic Conference (MAC) divisional titles and won the 2015 MAC championship during his tenure. At Bowling Green, he helped tutor first-team All-MAC performer Travis Greene, who rushed for nearly 1,300 yards and played in the 2016 NFLPA All-Star Game. He also coached a 1,000-yard receiver, Roger Lewis, in 2014. Marshall entered the coaching ranks as an assistant secondary coach at Southwestern Assemblies of God University in Waxahachie, Texas. He worked as the secondary coach at Seguin High School in Texas the following year. Marshall played collegiately at the University of Houston. He joined the team as a walk-on in 2002, and one year later, set school bowl records for receptions (seven) and receiving yards (157) against the University of Hawaii in the 2003 Hawaii Bowl. He was a two-time All-Conference USA selection, earning first-team honors in 2005. In 2006, he was named Conference USA Championship Game MVP and set a Liberty Bowl record with 201 receiving yards. Marshall graduated as the school's all-time leader in both receiving yards (3,770) and receptions (272). He ranks second and third, respectively, in those categories to this day. He played in the 2007 Hula Bowl All-Star Game.

Following his collegiate career, Marshall signed as an undrafted free agent with the Atlanta Falcons in 2007. After his release, he played for the Saskatchewan Roughriders of the Canadian Football League and helped the team capture the 2007 Grey Cup. He signed with the Calgary Stampeders in 2008.

Marshall graduated from Houston in 2007 with a bachelor's degree in Sociology. He earned a master's degree in Secondary Education from Southwestern Assemblies of God in 2012.

## COACHING STAFF






# JUSTIN **SANDERS**

@CoachJMSanders

ASSISTANT COACH
**Position** | Safeties
**Gameday** | Field

Justin Sanders joined the Jackson State coaching staff for his first season in 2025, coming to the Tigers after two years coaching safeties at Charlotte.

Last season, he helped lead a Jackson State defense that was ranked nationally in several categories including fumbles recovered (12th), rushing defense (12th), scoring defense (12th), first downs defense (16th), third down conversion percentage defense (16th), total defense (17th), defensive touchdowns (24th), red zone defense (25th), turnovers gained (34th), and team tackles for loss (36th). He also had the SWAC Defensive Player and Newcomer of the Year, Quincy Ivory and three other all-conference selections in 2025.

Prior to Charlotte, Sanders spent four years as the defensive backs coach at Texas Southern University following a three-year stint at back-to-back National Junior College Athletic Association (NJCAA) National Champion East Mississippi Community College.Sanders has been effective in coaching a ball-hawking defense. At TSU, Sanders' defensive backs led the Southwestern Athletic Conference with 17 interceptions, four of which were returned for touchdowns. The Tigers added 33 pass break ups. In 2021, TSU had 10 picks and 43 break ups. In his first season, the secondary also registered 43.

Sanders went to TSU after spending three seasons as a secondary coach and special teams coordinator at nationally-acclaimed junior college power East Mississippi Community College from 2016-18. EMCC won back-to-back NJCAA National Championships and three consecutive MACJC State Championships during his tenure. EMCC went 33-2 during his time there and owned the top-ranked scoring defense in the country in 2018. Before joining the staff at East Mississippi, Sanders was a graduate assistant in the secondary at Texas A&M during a pair of eight-win seasons and back-to-back bowl game appearances in 2014-15. At Texas A&M, he coached NFL safeties Justin Evans (New Orleans Saints) and Donovan Wilson (Dallas Cowboys).

Before his stint in College Station, Texas, Sanders began his collegiate coaching career at North Carolina in 2012-13. He spent two years as a defensive graduate assistant for the Tar Heels and helped mentor 2014 NFL Draft selections Tre Boston and Jabari Price of the Carolina Panthers and Minnesota Vikings, respectively. Sanders was also a part of UNC's 2013 Belk Bowl-winning team.

A native of Pearl, Miss., Sanders started his coaching career as an assistant coach at Quitman (Miss.) High School from 2008-11. He served as defensive coordinator at Richland (Miss.) High School in 2011-12.

Sanders starred at Illinois and was a part of the team's 2007 Rose Bowl squad that had an impressive turnaround to finish 9-4 and post a win over No. 1-ranked Ohio State. He had 57 tackles, including 4.0 TFL, eight PBU and three forced fumbles. He would go on to sign a free-agent contract with the NFL's Detroit Lions in 2008. He attended Northeast Mississippi CC and was named the 2005 MACJC North Division's Defensive Back MVP after helping the NEMCC Tigers to a 7-2 record, a postseason bowl appearance, and a No. 15 final NJCAA ranking.

Sanders, a 2008 graduate of Illinois with a degree in Mathematics, and his wife, Ravonda, have a daughter, Journee, and a son, Jackson.

## COACHING STAFF



### KALEB **GRAHAM**

OFFENSIVE ANALYST / TIGHT ENDS

Joining the Tigers in 2023, Kaleb Graham is entering his fourth season coaching, this time coaching the tight ends for the 2026 season.

In 2025, Graham assisted in coaching the offensive line for the second straight year. The Tigers had one of the most dominant rushing attacks in the nation and once again several All-SWAC Offensive Linemen.

In 2024, he made the transition to assisting in coaching the offensive line. The Tigers went on to a championship season and a Celebration Bowl victory while being powered behind the Offensive Line. The Offensive Line had several selected as All-SWAC.

In 2023, Graham began his coaching career as the assistant tight ends coach, and took part in coaching All-SWAC selection, DJ Stevens.

Graham is a graduate of Jacksonville State University. During his time at Jax State, Kaleb's career was halted due to medical retirement. Despite medical retirement, Kaleb was still a part of a conference winning team in Jacksonville (Ala.).

Prior to transferring to Jacksonville State, he signed with Jackson State out of high school, and started as a true freshman on the offensive line. He was part of a program that brought a SWAC championship back to Jackson State football, ending a 14-year drought.

Graham is a Jackson native who graduated from Terry High School.



### BOBBY **MITCHELL**

OFFENSIVE ANALYST / TIGHT ENDS

VIDEO COORDINATOR

Bobby Mitchell III enters his third season at Jackson State, and second as an offensive analyst after working with the tight ends last season. He is also the video coordinator for the program.

He spent the previous season as an assistant offensive line coach, where he coached two All-SWAC players in Deontae Graham (1st team) and Evan Henry (2nd team).

Mitchell arrived at JSU after spending the 2022 season at the University of Central Missouri, where he served as an assistant running backs coach.

Prior to his time at UCM, the Brandon native spent some time at East Central Oklahoma University as a graduate assistant working with quarterbacks.

Before going to East Central Oklahoma, he served as a graduate assistant coaching running backs at his alma mater, Bethel University during the 2021 season. He helped the Royals to an 8-3 record. The starting running back Bryce Kunkle ran for 879 yards and 11 touchdowns.

Mitchell received his bachelor's degree in Physical Education with a minor in Health from Bethel University in 2020. He played running back for Bethel University and Mississippi College. He is currently working on his master's in Business Administration at JSU.

## COACHING STAFF



### JACK **NANCE**

OFFENSIVE ANALYST

VIDEO COORDINATOR

Jack Nance joined the Jackson State University football staff in 2025 as a Football Analyst specializing in linebackers, bringing experience coaching multiple defensive position groups and a proven track record in recruiting, player development, and football operations.

He also serves as the Director of Player Personnel in 2026.

Nance previously served as a Graduate Assistant at Texas Southern University, coaching defensive backs and defensive linemen. He managed scout team operations, opponent scouting, offensive tendency breakdowns, and practice scheduling, contributing to First Team All-SWAC cornerback Mikado Hinson's development and a special teams unit ranked No. 1 in the SWAC and No. 24 nationally in FCS kickoff returns. In recruiting, Nance evaluated high school, junior college, and transfer portal talent, maintained the defensive recruiting board, and helped secure a 2025 recruiting class ranked No. 2 in the SWAC, focusing on Houston, Austin, San Antonio, and surrounding areas.

Beyond coaching, Nance served as TSU's on-campus summer housing director, overseeing football player housing and coordinating daily operations with the residential director.

A Houston native and Clear Lake High School graduate, Nance was a standout at Texas Southern Universitiy, earning four Phil Steele All-SWAC selections, serving as a one-time team captain and two-time leadership council member, and receiving five varsity letters in football and two in track and field. Academically, he earned Academic All-SWAC, SWAC Commissioner's List, and Dean's List honors. Nance holds a Bachelor of Arts in Communication Studies from Texas Southern (2023) and is pursuing a Master of Science in Sports Leadership.



### BREELAND **SPEAKS**

DEFENSIVE ASSISTANT

OUTSIDE LINEBACKERS

Breeland Speaks joins the Jackson State football staff for the 2026 season.

Speaks was drafted 46th overall in the 2018 NFL Draft by Kansas City and was a member of the 2019 Super Bowl champions. During his time with the Chiefs, he contributed to the defensive line rotation and developed NFL-level technique and film study habits. He was a member of the practice squad for five different teams in the NFL, including Las Vegas (2020), Dallas (2020 and 2021), Buffalo (2021), San Francisco (2023), and Jacksonville (2024).

He joined the Michigan Panthers of the USFL in 2023, leading the league in sacks with nine. He was an All-USFL selection and was recognized as a Top-10 player in the league, while also being named a team captain. Speaks moved with the Panthers to the UFL in 2024, and was named the UFL Defensive Player of the Year and was a member of the All-UFL Team. That same season, Speaks led the league in sacks with 9.5.

Before his time as a professional, Speaks was an All-SEC Second Team selection in 2017 at Ole Miss.

Speaks served as the defensive line coach for the 2025 season as the defensive line coach, evaluating film breakdown analyzing player performance, and collaborated with the coaching staff to analyze opponent tendencies.

A native of Jackson, Speaks played high school football at Callaway High School, where he was named the Class 5A Player of the Year (2013) and was selected as a member of the Dandy Dozen. He was a two-time All-State selection (2012, 2013), and was a three-time All-Metro selection (2011-13).

He earned his Bachelor of Science in Criminal Justice from Ole Miss in 2018.

## COACHING STAFF



### ALONDRAS **STRONG**

DEFENSIVE ANALYST / SECONDARY

Alondras Strong enters his first season as a defensive analyst at Jackson State after serving two years at Alabama A&M.

Strong began his coaching career serving as an offensive graduate assistant, working with the wide receivers and quarterbacks for a majority of the 2023 season before being promoted to running backs coach in February 2024. He played a role in the development of the offense during the season, which saw the Bulldogs average 29.6 points per game (second in the SWAC), 374.6 yards of total offense per game (third in the SWAC), and 40.7 percent on third-down conversions (first in the SWAC).

A native of Huntsville, Ala., Strong has a wealth of experience in the SWAC.

Strong is no stranger to the rivalry with Alabama State, having played for the Hornets from 2020-22.

Prior to attending Alabama State, Strong spent two seasons in Birmingham (Ala.) at UAB.

He began his prep football career at Hazel Green High School in Hazel Green, Ala., before transferring to IMG Academy in Bradenton, Fla. for his senior season. While in Bradenton, Strong was a part of the IMG National Team that went 8-0 during the 2017 season and finished No. 2 overall in the Maxpreps High School Football National Rankings.



### THEREN **UPTIGROW**

DIRECTOR

FOOTBALL SPORTS PERFORMANCE

Theren Uptigrow joins the Jackson State staff as the Director of Football Sports Performance for the 2026 season.

Uptigrow comes to Jackson State after serving last season as the assistant strength and conditioning coach at Florida Atlantic where he designed and implemented strength, speed, and mobility programs tailored to quarterback performance and athletic output. He also collaborated with athletic trainers to create training plans emphasizing injury prevention. While serving in his role at FAU, Uptigrow took part in the NFL Fellows program with the Los Angeles Rams (July 2025-August 2025) where he supported daily training operations including data tracking, hydration management, warm-up facilitation, and post-practice recovery protocols; while also collaborating with the professional performance staff to implement evidence-based strength, speed, and recovery programs that enhanced athletic development and reduced injury risk.

Prior to him time at Florida Atlantic, he served as the Director of Olympic Sports Performance at South Carolina State (June 2023-December 2024) where he directed strength and conditioning for women's volleyball, women's basketball, women's soccer, and developmental football. He also served in the role of Director of Strength and Conditoning at Allen (May 2022-May 2023), Battalion Lead Strength and Conditioning coach for Fort Bragg 2nd Brigade Combate Team (December 2021-May 2022), Director of Strength and Conditioning at Mississippi Valley State (August 2021-November 2021), Assistant Strength and Conditioning coach at Western Kentucky (June 2021-August 2021), and Strength and Conditioning intern at South Carolina State (October 2018-May 2020).

Uptigrow earned his Bachelor of Science degree in Physical Education from South Carolina State, and earned his Master of Arts in Coaching and Athletic Administration from Concordia University Irvine.



## DOMINIQUE **JASMIN-PASLEY**

ASSISTANT AD

INTERNAL OPERATIONS

Dominique Jasmin-Pasley assumed the role of Assistant Athletics Director for Internal Operations at Jackson State University in August 2021.

In her role, Jasmin-Pasley is tasked with supporting all aspects of equipment operations for all of Jackson State's athletics teams, including administering equipment, acquisition, accountability of inventory, storage, customer service and distribution. She oversees the preparation and planning of equipment and laundry operations prior to the start of each season or event and she monitors operating expenses, including team equipment procurement, laundry, equipment maintenance and repair. She ensures compliance with NCAA rules pertaining to the operation of equipment.

Prior to joining JSU's staff, Jasmin-Pasley served as Athletics Equipment Manager at Prairie View A&M University in Prairie View, Tex. from 2017 until her appointment at Jackson State. There, she managed equipment orders for the program's 18 teams, and she supervised a team of student equipment managers. Additionally, she organized the logistics for travel for the Panthers' football team.
Jasmin-Pasley began work in the field of athletics equipment while matriculating at Prairie View A&M, working as a Student Equipment Manager for the program from 2014 to 2015 and then as Graduate Assistant Equipment Manager from 2015 to 2017. While at PVAMU, she also served as Head Student Athletics Trainer from 2010-2015.

Prior to receiving a Bachelor of Science degree in Health (May 2015) and a Master of Education degree in Health (May 2017), Jasmin-Pasley received several honors as a student, including Most Outstanding Equipment Manager (2016), Unsung Hero (2015) and Most Outstanding Athletics Trainer (2012 and 2015).

Jasmin-Pasley and her husband Jarett are the proud parents of one daughter, Nyla Pasley.



## MARK **KANGAR JR.**

ASSISTANT AD

SPORTS MEDICINE

Mark Kangar, currently serving as the Assistant Athletic Director of Sports Medicine at Jackson State University, has been an integral part of Jackson State athletics since 2015. In his role, Mark manages the administrative and regulatory aspects of the eighteen athletic teams, ensuring these teams follow NCAA and SWAC guidelines pertaining to Sports Medicine.

His daily responsibilities include managing student trainers, coordinating treatment and rehabilitation, and organizing educational and counseling programs for the mental well-being of student-athletes. Kangar's role as the liaison to the team's physicians ensures the student-athletes' well-being, and his proven results are a testament to his effective communication and collaboration skills. He has developed a sports program dedicated to detail, contributing to the championship-winning Athletic program.

His educational background, professional certifications, and practical experience are the pillars of his expertise and commitment to sports medicine. He holds a bachelor's in Health, Physical Education, and Recreation with a concentration in Therapeutic Recreation ('04) a master's in Education, concentration in Health, from Jackson State University ('10), and a EMT Certification from Hinds Community College ('15), while also receiving an Emergency Care in Athletics Certificate from Louisiana State University('18).

His practical experience, which includes three NFL internships, two with the Tennessee Titans and one with the Minnesota Vikings, is a testament to his hands-on skills. This, along with his active membership in professional organizations in sports medicine, including the American College of Sports Medicine, demonstrates his dedication and involvement in the field, instilling confidence in his expertise.

Kangar's unwavering commitment to his work is displayed in his motto, "Going after greatness, striving for perfection." His dedication, empathy, and most importantly, his passion for sports medicine, are professional and personal qualities that drive his success. His dedication to his work is not just a job, but a calling. His empathy allows him to connect with student-athletes, understand their hardships, and help them overcome challenges; while his passion for sports medicine fuels his drive for excellence, pushing him to constantly improve and innovate.

Kangar is an active member in his community, annually hosts back-to-school backpack giveaways and is a member of Kappa Alpha Psi Fraternity, Incorporated. His community involvement is not just a reflection of his values, but also enriches his professional work, providing him with a broader perspective and a deeper understanding of student-athletes' needs.

## COACHING STAFF



### KHAYLA **PRIDGEN**

ASSISTANT AD

ACADEMICS

Khayla Pridgen joined the Jackson State University Athletics staff in June 2024 as the Director of Football Academics and was promoted to Assistant Athletic Director for Academics in February 2025.

Lloyd's primary responsibility is providing leadership and oversight of academic services for all JSU athletics teams, including oversight of the Tiger Center. Her focus is to collaborate closely with university partners and stakeholders to ensure alignment with campus best practices and help JSU student-athletes graduate with a meaningful degree.

In her role, she also directly advises and coordinates academic services for football as their academic advisor. Lloyd comes to JSU after serving as academic counselor for football at Auburn University. While at Auburn, she was responsible for coordinating academic services, assisting in summer bridge programming and overseeing academic onboarding for football student-athletes. Prior to advising football, Lloyd served as the counselor for Equestrian and Men's and Women's Swimming and Diving.

Prior to Lloyd's role at Auburn, she served in a dual role as Student-Athlete Development Graduate Assistant and Assistant Academic Counselor at the University of Louisville. In this role, Lloyd advised a caseload of students from lacrosse, men's basketball, rowing, and track & field, while also assisting in the creation and facilitation of student athlete development programming.

A native of Columbus, Georgia, Lloyd earned her bachelor's degree in Marketing with a minor in Sport Communication from Clemson University in 2019, and her master's degree in Sport Administration from the University of Louisville in 2021.

Lloyd is a member of the National Association of Academic and Student-Athlete Development Professionals (N4A) and is a member of Delta Sigma Theta Sorority, Inc.



### AUSTIN **ROBINSON**

DIRECTOR

MEDIA SERVICES

Austin Robinson is entering his fourth season with the Jackson State University football program, currently serving as the Video and Creative Director.

Since accepting the role in February 2023, Robinson has become a cornerstone of the Tigers' operational efforts, bridging the gap between high-level technical film analysis and cutting-edge digital storytelling. He initially joined the program as a volunteer during the 2022 campaign, where he immediately proved his value by collaborating with university administration to spearhead a national Heisman trophy campaign for former standout quarterback Shedeur Sanders.

In his current leadership capacity, Robinson oversees a diverse department that balances the immediate needs of the coaching staff with the long-term branding goals of the university. He is responsible for coordinating all aspects of film exchange and managing the specialized crews that capture every practice and game to provide vital tactical evidence for weekly scouting reports. Simultaneously, Robinson directs the program's creative output and manages a student-led creative team, empowering the next generation of content creators to shape an authentic and modern image for Jackson State Football across all digital platforms.

A native of Florence, Mississippi, Robinson earned his Bachelor of Architecture from Mississippi State University in 2016.

Before transitioning to athletics, he spent six years in the architecture field handling high-stakes assignments for the Department of Defense, NASA, and the Department of Homeland Security. His experience renovating technical plans for lab incubators and hangars, as well as designing military base facilities, provided a foundation in precision and project management that now drives his innovative work in sports media and football operations.



## ARIONA **THORNTON**

HEAD ATHLETIC TRAINER

FOOTBALL

Ariona Thornton begins her third year at Jackson State as the Head Football Athletic Trainer after joining the program in 2024.

She arrived at Jackson State from Vanderbilt where she served as an athletic trainer with cross country/track and field and as a field term professional. While there, she served as a preceptor for students and was the liaison for visiting teams at home football games. She served as a wellness team member with Sports Nutrition along with Sports Mental Health and Performances departments.

Thornton also assisted with creating, maintaining, and updating EAP and return to play protocols, while also assisting the administration program, pre-participating physicals, echocardiograms, and drug-testing programs. She also assisted with documenting and monitoring injuries in RedCap, Epic, and Smartabase.

Prior to her time at Vanderbilt, Thornton interned with the Miami Dolphins during the 2023 Training Camp. She also served as a graduate assistant at two years working with women's basketball and football at Arkansas State.

Thornton also gained clinical experience at Delaware (2016-21) and Alabama (2020). Thornton received her bachelor degree in Athletic Training from Delaware in 2021, with a minor in Sports & Conditioning. She earned her Master of Science in Sports Administration frm Arkansas State in 2023.



## KIASHA **TRAMMELL**

ASSISTANT AD

FOOTBALL OPERATIONS

A recent addition to the Jackson State University Division of Athletics staff, Kiasha Trammell became the program's Director of Football Operations in March 2024. She was promoted to Assistant Athletic Director for Football Operations in 2025.

As Assistant Athletic Director for Football Operations, Trammell serves as the primary point of contact for all administrative matters pertaining to the Tigers' football program, including coordination of game schedules, practice times, travel arrangements, recruitment, and training of in-house game day staff. She manages all logistical aspects of game day operations, including stadium setup and game timing, as well as coordination with game officials and opposing teams.

Prior to arriving at Jackson State, Trammell served as Assistant Equipment Manager for the San Antonio Brahmas of the XFL from January 2023 to March 2023. In that role, she assisted the head manager with equipment fittings for players, distribution of equipment to players, coaches, and support staff, and with inventory,

From March 2022 to December 2022, Trammell was the Director of Equipment Operations at Northwestern State University in Natchitoches, La., where she oversaw and coordinated all aspects of the athletics equipment room for 14 varsity sports. She was responsible for directing inventory controls and security of all equipment and working with the head football coach in researching, choosing, ordering, inventory, and properly maintaining helmets, apparel, and gear.

Trammel performed similar duties while working as Assistant Equipment Manager/Equipment Services at the University of Arkansas at Pine Bluff in Pine Bluff, Ark. (July 2021-December 2021). Prior to that, she was a Student Assistant and later a Graduate Assistant for Equipment Services for the UAPB Golden Lions, where she earned a Bachelor of Science degree in Health, Physical Education and Wellness in 2020 and later a Master of Science degree in Secondary Education/Physical Education/Non-Teaching in 2022.
Trammell, who is officially certified by the Athletics Equipment Managers Association, is the founder and CEO of Karing 4 Youth Foundation, Inc. She has been an active participant in the NFL Women's Forum (2022 and 2023) and the HBCU NFL Careers in Football Forum (2019).

## COACHING STAFF



# JORDAN **WILLIAMS**

ASSISTANT DIRECTOR

INTERNAL OPERATIONS

Jordan Williams begins her fourth year as as assistant in the Internal Operations of Jackson State athletics, joining the staff in August 2023.

In her role, she assists with coordinating practice and game day set up, equipment, and team travel. She also assists in equipment distribution, fitting, equipment decal, as well as maintenance and repair of equipment. Williams plays a part in the daily operation and function of the athletic equipment room, while providing work direction to student workers in the department.

Williams also helps with storing and packing equipment, inventory management, and control.

Prior to her time at Jackson State, she served as a sales associate for Under Armour and was a graduate assistant (equipment) at Arkansas State. She has also served on the NFL Reese's Senior Bowl equipment staff.

Williams graduated Magna Cum Laude from Alcorn State with a Bachelor of Science degree in Biology Pre-Physical Therapy in 2021. She is currently pursuing her Masters of Science degree in Sports Management at Jackson State.




# PLAYERS

## 2026 ROSTER

| NO | NAME | POS | HT | WT | YR | HOMETOWN / PREVIOUS SCHOOL / HIGH SCHOOL |
|---|---|---|---|---|---|---|
| 0 | Terrance Hibbler Jr. | DL | 6-2 | 302 | R-So. | Lexington, Miss. / Holmes Co Central HS / Mississippi State |
| 1 | Khamauri Rogers | DB | 6-0 | 180 | Gr. | Madison, Miss. / Holmes Co Central HS / Miami / Miss State |
| 2 | Nate Blount IV | RB | 5-10 | 220 | R-So. | Brandon, Miss. / Brandon HS |
| 2 | Carmello Jones | LB | 6-2 | 240 | R-Jr. | Mobile, Ala. / West Orange-Stark HS / Baylor |
| 3 | Micah Gay | LB | 6-0 | 220 | R-Sr. | Atlanta, Ga. / Johns Creek HS / Tennessee State |
| 3 | Nate Rembert | WR | 5-9 | 180 | R-Sr. | Eustis, Fla. / Eustis HS / Edward Waters / MVSU |
| 4 | Jabari Jones | WR | 5-8 | 170 | So. | Fairburn, Ga. / Langston Hughes HS |
| 4 | Mike Smith III | DB | 5-10 | 170 | Jr. | Dayton, Ohio / Trotwood-Mason HS |
| 5 | Kobe Paul | WR | 6-1 | 180 | Gr. | Dallas, Texas / Trinity Christian HS |
| 6 | Joanes Fortilien | WR | 6-5 | 220 | Gr. | Orlando, Fla. / Dr. Phillips HS |
| 7 | DJ Welch | WR | 5-10 | 165 | Jr. | Macon, Miss. / Noxubee County HS / Alabama A&M |
| 8 | Swipe Marshall | DB | 5-11 | 185 | R-Sr. | Cocoa, Fla. / Cocoa HS / WKU |
| 8 | Caron Tyler | QB | 5-10 | 187 | R-Jr. | Temecula, Calif. / Chaparral / Valparaiso |
| 9 | J'Cori Hargon | LB | 6-1 | 215 | R-Sr. | Frisco, Texas / Lone Star HS / Mary-Hardin Baylor |
| 9 | Emari Matthews | RB | 5-7 | 207 | Gr. | Midlothian, Texas / Trinity Christian HS |
| 10 | Keith Bass Jr. | LB | 6-0 | 215 | So. | Fairburn, Ga. / Langston Hughes HS |
| 11 | Duke Clayton | DL | 6-6 | 242 | Sr. | Lawrenceville, Ga. / North Gwinnett HS / Eastern Michigan |
| 11 | Jared Lockhart | QB | 6-4 | 185 | So. | Charlotte, N.C. / Porter Ridge HS |
| 12 | Tyler Arrington | RB | 5-9 | 170 | Jr. | Decatur, Miss. / Wingfield HS / East Central CC |
| 12 | Jalen Foster | DB | 6-2 | 190 | Sr. | Lakeland, Fla. / Lakeland HS / ULM |
| 13 | Vernorrius Chaney | DB | 6-1 | 180 | R-Sr. | Macon, Miss. / Noxubee County HS / Southern Miss |
| 14 | Sammy Dunn | QB | 6-0 | 180 | Fr. | Mobile, Ala. / Vigor HS |
| 15 | Javar Bowden | WR | 6-5 | 177 | Fr. | Panama City, Fla. / Bay HS |
| 15 | Kam Sallis | DB | 6-1 | 222 | R-Jr. | Pickens, Miss. / Kennedale HS / Kansas State |
| 16 | Jamison Kelly | DB | 5-11 | 185 | Fr. | Madison, Miss. / Lanier HS |
| 17 | KJ Chisholm Jr. | DB | 6-0 | 180 | Jr. | Beaufort, S.C. / Whale Branch HS |
| 17 | Keynan Higgins | WR | 6-4 | 180 | R-Jr. | Oakland, Calif. / Pittsburg HS / San Jose St. / Colorado State |
| 18 | Darryon Jones | QB | 6-3 | 220 | Fr. | Venice, Fla. / Venice HS |
| 19 | Pat Declour | WR | 6-0 | 185 | R-Sr. | Pensacola, Fla. / West Florida HS / West Florida |
| 21 | Samson Israel | DB | 6-0 | 185 | Gr. | Lithia Springs, Ga. / Douglasville HS / Memphis |
| 23 | Tyrese Buffkin | DB | 6-3 | 190 | R-Sr. | Bloomingdale, Ill. / Glenbard East HS / DuPage / W. Illinois |
| 24 | Mikey Johnson | DB | 6-1 | 190 | Fr. | Vicksburg, Miss. / Germantown HS |
| 25 | Kenzavius Lundy | LB | 6-2 | 200 | So. | Hollandale, Miss. / Simmons HS |
| 26 | Wildrekus Johnson | DB | 6-3 | 205 | Jr. | Jayess, Miss. / Tylertown HS / East Central CC / Southern Miss |
| 27 | DJ Hill-Smith | DB | 6-2 | 185 | R-Jr. | Mabelvale, Ark. / Central HS / Co-Lin / New Mexico State |
| 28 | Keith Lay | DB | 6-3 | 210 | Fr. | Kosciusko, Miss. / Kosciusko HS |
| 28 | Li'Darius Pryor | RB | 5-11 | 206 | Fr. | Orlando, Fla. / Evans HS |
| 29 | Kam Evans | LB | 6-2 | 215 | R-Fr. | Crawford, Miss. / West Lowndes HS |
| 30 | Elvis Adomako | RB | 5-11 | 215 | R-Jr. | Worcester, Mass. / North HS / Kentucky / Arkansas |
| 32 | Peyton Trigg | LB | 6-4 | 255 | Fr. | Brandon, Miss. / Hartfield Academy |
| 33 | Wayne Patterson | DL | 6-2 | 280 | R-Fr. | Atlanta, Ga. / Newton HS |
| 35 | Trevon Evans | DB | 6-0 | 210 | R-Fr. | Lakeland, Fla. / George W. Jenkins HS |
| 37 | Daylen Ortiz | K | 6-0 | 185 | Sr. | Sylmar, Calif. / John H. Francis Polytechnic HS / Lincoln |
| 38 | KJ Luse | LB | 6-4 | 200 | Fr. | Holly Springs, Miss. / Marshall Academy |
| 39 | Kye Collins | P | 6-0 | 192 | Sr. | Harrison, Australia / Gungahlin College/ Monroe College |
| 41 | CJ Tolbert III | TE | 6-2 | 261 | R-Jr. | Katy, Texas / James E. Taylor HS / Bakersfield CC / EKU |
| 42 | Michael Johnson Jr. | LB | 6-1 | 240 | Fr. | Atlanta, Ga. / Carver HS |
| 43 | Chris Levy | LS | 5-10 | 170 | R-Fr. | Mobile, Ala. / Baker HS |
| 44 | Christian Aiken | LB | 6-2 | 230 | R-Sr. | Swedesboro, N.J. / St. Thomas More HS / Virginia Union |
| 45 | Jeremiah Kirk | DL | 6-3 | 240 | R-Sr. | Starkville, Miss. / Louisville HS / Arkansas-Monticello |
| 46 | Landon Green | LS | 5-11 | 190 | Gr. | Houston, Texas / Sterline HS / Langston |
| 47 | Za'Bauri Chandler | DL | 6-3 | 230 | Jr. | Crystal Springs, Miss. / Crystal Springs HS / Mississippi Delta |
| 48 | Davon Merchant | DL | 6-4 | 230 | Fr. | Clinton, Miss. / Clinton HS |
| 49 | Rashdan Tebyasa | K | 5-11 | 200 | Sr. | London, England / Eisenhower HS / Fort Valley State |
| 50 | Ace Meadows | OL | 6-7 | 310 | R-So. | Trenton, Tenn. / Peabody HS / Tennessee State |
| 52 | Braylon Brown | LB | 6-1 | 220 | R-So. | Jackson, Miss. / Northwest Rankin HS / Mississippi College |
| 55 | Aiden Martinez | OL | 6-4 | 292 | R-So. | Miami, Fla. / Miami Palmetto HS / Charlotte |
| 57 | Bryce Owens | LB | 6-0 | 225 | R-Jr. | Raymond, Miss. / Jackson Academy |

| NO | NAME | POS |
|---|---|---|
| 97 | Rob Adamson Jr. | DL |
| 30 | Elvis Adomako | RB |
| 44 | Christian Aiken | LB |
| 64 | Ryan Anderson | OL |
| 12 | Tyler Arrington | RB |
| | Demetrius Barr | WR |
| 10 | Keith Bass Jr. | LB |
| | Zalan Bennett | RB |
| | Berry Benson | DB |
| 2 | Nate Blount IV | RB |
| 73 | Jaekwon Bouldin | OL |
| 15 | Javar Bowden | WR |
| 58 | Kevin Boyd | LB |
| 84 | Amarion Brown | WR |
| 52 | Braylon Brown | LB |
| 88 | Brendan Brown | WR |
| | Cyrus Buckels | DB |
| 23 | Tyrese Buffkin | DB |
| 61 | Cyson Burk | OL |
| 47 | Za'Bauri Chandler | DL |
| 13 | Vernorrius Chaney | DB |
| 17 | KJ Chisholm Jr, | DB |
| 11 | Duke Clayton | DL |
| 39 | Kye Collins | P |
| 77 | Melvin Collins Jr. | OL |
| | Mehki Combs | OL |
| 94 | Stanley Cooks II | DL |
| 79 | Quaveon Davis | OL |
| 75 | Xavion Davis | OL |
| 19 | Pat Declour | WR |
| 14 | Sammy Dunn | QB |
| 29 | Kam Evans | LB |
| 35 | Trevon Evans | DB |
| 85 | Elijah Flowers | TE |
| 6 | Joanes Fortilien | WR |
| 12 | Jalen Foster | DB |
| | Shelton Freeman | K |
| 3 | Micah Gay | LB |
| | Jonathan Goodwin | TE |
| 60 | Jamal Gowans | OL |
| | Amonte Green | LB |
| | Garrett Green | WR |
| 46 | Landon Green | LS |
| 9 | J'Cori Hargon | LB |
| 0 | Terrance Hibbler Jr. | DL |
| | Troy Hicks | DB |
| 17 | Keynan Higgins | WR |
| | Kishon Hill | QB |
| 27 | DJ Hill-Smith | DB |
| 65 | Devon Holly | OL |
| 99 | Keshaun Hudson | DL |
| 21 | Samson Israel | DB |
| 82 | Andrew Ivanicuic | K |
| 24 | Mikey Johnson | DB |
| 26 | Wildrekus Johnson | DB |
| 42 | Michael Johnson Jr. | LB |
| 2 | Carmello Jones | LB |
| 18 | Darryon Jones | QB |

## 2026 ROSTER

| NO | NAME | POS | HT | WT | YR | HOMETOWN / PREVIOUS SCHOOL / HIGH SCHOOL |
|---|---|---|---|---|---|---|
| 58 | Kevin Boyd | LB | 5-10 | 200 | R-So. | New Orleans, La. / McDonogh 35 |
| 60 | Jamal Gowans | OL | 6-3 | 300 | R-Fr. | Fairburn, Ga. / Langston Hughes HS |
| 61 | Cyson Burk | OL | 6-3 | 270 | R-So. | Ridgeland, Miss. / Ridgeland HS |
| 62 | Alex Valbuena | OL | 6-0 | 275 | R-Sr. | Antioch, Tenn. / Lipscomb Academy / Tennessee State |
| 64 | Ryan Anderson | OL | 6-5 | 275 | R-Fr. | Houston, Texas / Westfield HS |
| 65 | Devon Holly | OL | 6-4 | 310 | Fr. | Rabun Gap, Ga. / Rabun Gap HS |
| 69 | Dequarious White | OL | 6-4 | 333 | R-Jr. | Lexington, Miss. / Holmes County Central HS |
| 72 | Key'mori Kendrick | OL | 6-4 | 300 | R-Fr. | Warrenton, Ga. / Warren County HS / Georgia Military |
| 73 | Jaekwon Bouldin | OL | 6-6 | 340 | R-Sr. | Canton, Miss. / Canton HS / Purdue / Mississippi State |
| 74 | Chad Windham Jr. | OL | 6-5 | 285 | Fr. | Macon, Miss. / Noxubee County HS |
| 75 | Xavion Davis | OL | 6-5 | 360 | R-So. | Port St. Lucie, Fla. / Lewisville HS |
| 77 | Melvin Collins Jr. | OL | 6-5 | 315 | Gr. | Terry, Miss. / Hartfield Academy / NW Mississippi / WKU |
| 79 | Quaveon Davis | OL | 6-7 | 350 | Sr. | Port St. Lucie, Fla. / Lewisville HS |
| 81 | Jency Riley Jr. | TE | 6-3 | 225 | Gr. | Greensburg, La. / St. Helena College & Career Academy |
| 82 | Andrew Ivanicuic | K | 6-2 | 190 | Fr. | Lawrenceville, Ga. / Buford HS |
| 83 | Sebastien Saint-Louis | TE | 6-5 | 235 | R-Jr. | Boca Raton, Fla. / Boca Raton HS |
| 84 | Amarion Brown | WR | 6-1 | 180 | R-Fr. | Yazoo City, Miss. / Yazoo City HS |
| 85 | Elijah Flowers | TE | 6-3 | 220 | Jr. | Plainfield, Ind. / Plainfield HS / Franklin College |
| 88 | Brendan Brown | WR | 6-2 | 185 | R-Jr. | Flowood, Miss. / Northwest Rankin HS / East Mississippi CC |
| 89 | Trevon Kemmerlin | WR | 6-2 | 175 | R-Jr. | Enterprise, Ala. / Enterprise HS / West Florida |
| 91 | Amarion Ware | DL | 6-3 | 300 | Sr. | Gulfport, Miss. / Harrison Central HS / Southwest CC / ULM |
| 94 | Stanley Cooks II | DL | 6-2 | 314 | R-Jr. | Gainesville, Fla. / Hawthorne HS |
| 97 | Rob Adamson Jr. | DL | 6-2 | 300 | R-Jr. | Bridgton, N.J. / St. Augustine Prep HS / Monmouth |
| 99 | Keshaun Hudson | DL | 6-1 | 325 | R-Sr. | Sunrise, Fla. / Dillard HS / UCF |
| | Demetrius Barr | WR | 5-8 | 150 | R-So. | Philadelphia, Penn. / Mastery Charter North HS |
| | Zalan Bennett | RB | 6-1 | 190 | Fr. | Hammond, La. / Hammond HS |
| | Berry Benson | DB | 5-11 | 177 | R-Fr. | St. Louis, Mo. / Lutheran North HS |
| | Cyrus Buckels | DB | 5-9 | 170 | Fr. | New Orleans, La. / The Willow School of New Orleans |
| | Mehki Combs | OL | 6-2 | 295 | Fr. | Norcross, Ga. / Norcross HS |
| | Garrett Green | WR | 5-9 | 170 | So. | Houston, Texas / Sterling HS / Langston |
| | Shelton Freeman | K | 6-3 | 170 | Fr. | Augusta, Ga. / Westside HS |
| | Jonathan Goodwin | TE | 6-3 | 230 | Jr. | Macon, Miss. / Noxubee County HS / NE Mississippi CC |
| | Amonte Green | LB | 5-10 | 215 | Jr. | Frederick, Md. / Tuscarora HS / Los Angeles Valley |
| | Troy Hicks | DB | 5-11 | 172 | Jr. | Atlanta, Ga. / Smyrna HS / Lackawanna / St. Francis |
| | Kishon Hill | QB | 6-5 | 230 | R-Jr. | St. Louis, Mo. / Lift for Life HS / McKendree |
| | Demari Kendrick | TE | 6-2 | 240 | R-Fr. | Tallahassee, Fla. / Lincoln HS |
| | Brian Mikel | DL | 6-1 | 280 | Jr. | Scottsdale, Ariz. / Saguaro HS / Wisconsin River Falls |
| | Will Ray Jr. | TE | 6-3 | 240 | Fr. | Kansas City, Mo. / Lee's Summitt North / Iowa Central HS |
| | Jartarvious Smart | WR | 5-8 | 160 | Fr. | Lexington, Miss. / Holmes County Central HS |
| | Demarion Tyler | DB | 6-1 | 165 | So. | Flowood, Miss. / Jackson Prep / Co-Lin CC |

| NO | NAME | POS |
|---|---|---|
| 4 | Jabari Jones | WR |
| 16 | Jamison Kelly | DB |
| 89 | Trevon Kemmerlin | WR |
| | Demari Kendrick | TE |
| 72 | Key'mori Kendrick | OL |
| 45 | Jeremiah Kirk | DL |
| 28 | Keith Lay | DB |
| 43 | Chris Levy | LS |
| 15 | Jaden Lockhart | WR |
| 11 | Jared Lockhart | QB |
| 25 | Kenzavius Lundy | LB |
| 38 | KJ Luse | LB |
| 8 | Swipe Marshall | DB |
| 55 | Aiden Martinez | OL |
| 9 | Emari Matthews | RB |
| 50 | Ace Meadows | OL |
| 48 | Davon Merchant | DL |
| | Brian Mikel | DL |
| 37 | Daylen Ortiz | K |
| 57 | Bryce Owens | LB |
| 33 | Wayne Patterson | DL |
| 5 | Kobe Paul | WR |
| 28 | Li'Darius Pryor | RB |
| | Will Ray Jr. | TE |
| 3 | Nate Rembert | WR |
| 81 | Jency Riley Jr. | TE |
| 1 | Khamauri Rogers | DB |
| 83 | Sebastien Saint-Louis | TE |
| 15 | Kam Sallis | DB |
| | Jartavious Smart | WR |
| 4 | Mike Smith III | DB |
| 49 | Rashdan Tebyasa | K |
| 41 | CJ Tolbert III | TE |
| 32 | Peyton Trigg | LB |
| 8 | Caron Tyler | QB |
| | Demarion Tyler | DB |
| 62 | Alex Valbuena | OL |
| 91 | Amarion Ware | DL |
| 7 | DJ Welch | WR |
| 69 | Dequarious White | OL |
| 74 | Chad Windham Jr. | OL |

# 2026 ROSTER BREAKDOWN

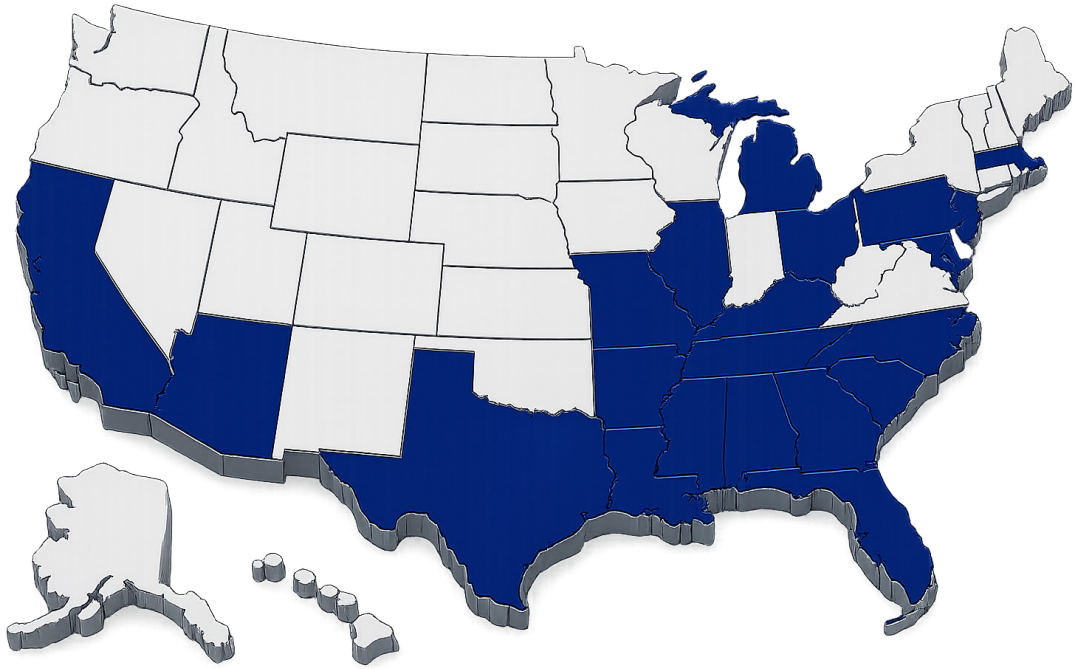

## BY STATE / COUNTRY

**Alabama (4):** Sammy Dunn (QB); Carmelo Jones (LB); Trevon Kemmerlin (WR); Chris Levy (SPEC)

**Arizona (1):** Brian Mikel (DL)

**Arkansas (1):** DJ Hill-Smith (DB)

**California (3):** Keynan Higgins (WR); Daylen Ortiz (SPEC); Caron Tyler (QB)

**Florida (16):** Javar Bowden (WR); Stanley Cooks II (DL); Quaveon Davis (OL); Xavion Davis (OL); Pat Declour (WR); Trevon Evans (DB); Joanes Fortilien (WR); Jalen Foster (DB); Keshaun Hudson (DL); Darryon Jones (QB); Demari Kendrick (TE); Swipe Marshall (DB); Aiden Martinez (OL); Li'Darius Pryor (RB); Nate Rembert (WR); Sebastien Saint-Louis (TE)

**Georgia (14):** Keith Bass Jr. (LB); Duke Clayton (DL); Mehki Combs (OL); Shelton Freeman (SPEC); Micah Gay (LB); Jamal Gowans (OL); Troy Hicks (DB); Deon Holly (OL); Samson Israel (DB); Andrew Ivanicuic (SPEC); Michael Johnson Jr. (DL); Jabari Jones (WR); Key'mori Kendrick (OL); Wayne Patterson (DL)

**Illinois (1):** Tyrese Buffkin (DB)

**Indiana (1):** Elijah Flowers (TE)

**Louisiana (4):** Zalan Bennett (RB); Kevin Boyd (LB); Cyrus Buckels (DB); Jency Riley Jr. (TE)

**Maryland (1):** Amonte Green (LB)

**Massachusetts (1):** Elvis Adomako (RB)

**Mississippi (31):** Tyler Arrington (RB); Nate Blount IV (RB); Jaekwon Bouldin (OL); Amarion Brown (WR); Braylon Brown (LB); Brendan Brown (WR); Cyson Burk (OL); Za'Bauri Chandler (DL); Vernorrius Chaney (DB); Melvin Collins Jr. (OL); Kam Evans (LB); Jonathan Goodwin (TE); Terrance Hibbler Jr. (DL); Mikey Johnson (DB); Wildrekus Johnson (DB); Jamison Kelly (DB); Jeremiah Kirk (DL); Keith Lay (DB); Kenzavius Lundy (DL); KJ Luse (LB); Davon Merchant (DL); Bryce Owens (LB); Khamauri Rogers (DB); Kam Sallis (DB); Jartarvious Smart (WR); Peyton Trigg (LB); DJ Welch (WR); Amarion Ware (DL); Dequarious White (OL); Chad Windham Jr. (OL); Jaylon Yates (DB)

**Missouri (3):** Berry Benson (DB); Kishon Hill (QB); Will Ray Jr. (TE)

**New Jersey (2):** Christian Aiken (LB); Rob Adamson Jr. (DL)

**North Carolina (1):** Jared Lockhart (QB)

**Ohio (1):** Mike Smith III (DB)

**Pennsylvania (1):** Demetrius Barr (WR)

**South Carolina (1):** KJ Chisholm Jr. (DB)

**Tennessee (2):** Ace Meadows (OL); Alex Valbuena (OL)

**Texas (8):** Ryan Anderson (OL); Garrett Green (WR); Landon Green (SPEC); J'Cori Hargon (LB); Emari Matthews (RB); Kobe Paul (WR); CJ Tolbert (TE); Caden Walker (OL)

**Australia (1):** Kye Collins (SPEC)

**England (1):** Rashdan Tebyasa (SPEC)

## BY POSITION

### DEFENSE

**Defensive Back:** 19
**Defensive Line:** 11
**Linebacker:** 14

### OFFENSE

**Offensive Line:** 16
**Quarterback:** 4
**Running Back:** 6
**Tight End:** 7
**Wide Receiver:** 14

### SPECIALIST

**Special Teams:** 7

## RETURNING LETTERWINNERS



# 64
## RYAN ANDERSON

Houston, Texas
Westfield HS

**Offensive Line | R-Fr. | 6-3 | 260 | RS**

**Freshman (2025):** Did not see any action after suffering an injury during preseason camp.

**High School:** Named 14-6A Second Team All-District offensive tackle (sophomore) in Class 6A football in Texas... Named 14-6A All-District center (junior and senior seasons)... Played every position along the offensive line... Three-year starter at Spring Westfield High School.

**Personal:** Son of Willicia Toran... Cousin of Jayven Anderson plays at North Texas... Majoring in Psychology.



# 10
## KEITH BASS, JR.

Fairburn, Ga.
Langston Hughes HS

**Linebacker | So. | 6-0 | 215 | 1L**

**Freshman (2025):** Saw action in nine games on defense and on special teams... Saw action at linebacker... Finished the season with nine total tackles, including three solo stops... Recorded first career tackle against **Southern Miss** in second career game... Recorded a career-high four tackles, including two solo stops against **Alabama A&M** at the Gulf Coast Challenge... Recorded one tackle against **Mississippi Valley State**... Recorded one tackle against **Bethune-Cookman**... Recorded a solo tackle against Alcorn State... Had one tackle against **Prairie View A&M** in the SWAC Championship Game.

**High School:** Played at Langston Hughes High School... Recorded 137 total tackles including 79 solo stops... Averaged 10.5 tackles for loss... Recorded one interception and one quarterback hurry... Also had two pass breakups... Ranked in the top 30 in the state of Georgia in total tackles and 26th in the Georgia High School Athletic Association... Named Defensive Player of the Year... Honor Roll Student.

**Personal:** Son of Shonta Bass... Majoring in Business Management.

### Bass' Career Statistics

| | | Tackles | | | | | | Fumbles | |
|---|---|---|---|---|---|---|---|---|---|
| Year | G-S | TT | UT | AT | TFL | QBH | Sacks | FF | FR |
| 2025 | 9-1 | 9 | 3 | 6 | 0.0 | 0 | 0-0 | 0 | 0 |

### Bass' Career Bests

| | |
|---|---|
| **Tackles** | 4 vs. Alabama A&M (10.4.25) |
| **Solo Tackles** | 2 vs. Alabama A&M (10.4.25) |



# 2
## NATE BLOUNT IV

Brandon, Miss.
Brandon HS

**Running Back | R-So. | 5-10 | 220 | 1L**

**Redshirt Freshman (2025):** Saw action in 12 games, getting time at running back and on special teams... Ran 10 times for 32 yards... Averaged 3.1 yards per carry... Ran for 11 yards on four carries against **Tuskegee** at the W.C. Gorden Classic... Ran for 10 yards on three carries against **Alabama A&M** at the Gulf Coast Challenge... Ran the ball one time for yards against **Florida A&M**... Also recorded two tackles on special teams... Recorded one tackle against **Alabama A&M** and one against **Grambling State**.

**High School:** Played in four games as a running back and on special teams... Recorded 44 yards on seven carries... Rushed for a season-long 19 yard rush... Ran for a season-high 36 yards on five carries against **Mississippi Valley State**... Named to Dean's List... Earned redshirt.

**High School:** Three-star recruit by 247Sports... Named MAC All-State... Named All-Region... Earned All-Gridiron honors... Named SBLive All-State... Was named WAPT Player of the Year... Named Metro Player of the Year... National Beta Club Honor Roll member... Had offers from ULM, Arkansas State, Central Arkansas, and Southern Miss.

**Personal:** Son of Erica and Tray Blount... Majoring in Physical Education.

### Blount's Career Statistics

| | | Rushing | | | | Receiving | | | |
|---|---|---|---|---|---|---|---|---|---|
| Year | G-S | Att | Yds | Avg | TD | Rec | Yds | Avg | TD |
| 2024 | 4-0 | 7 | 44 | 6.3 | 0 | 0 | 0 | 0.0 | 0 |
| 2025 | 12-0 | 10 | 31 | 3.1 | 0 | 0 | 0 | 0.0 | 0 |

### Blount's Career Bests

| | |
|---|---|
| **Rushing Attempts** | 5 vs. Mississippi Valley State (11.9.24) |
| **Rushing Yards** | 36 vs. Mississippi Valley State (11.9.24) |



# 84
## AMARION BROWN

Yazoo City, Miss.
Yazoo City HS

**Wide Receiver | R-Fr. | 6-1 | 180 | RS**

**Freshman (2025):** Played in two games... Saw action against Tuskegee in the W.C. Gorden Classic... Also saw action Alcorn State... Played mainly on special teams... Returned one kick for 13 yards against **Alcorn State**.

**High School:** Rated as a three-star athlete by 247Sports.com... Ranked as the 202nd-best athlete and 61st overall prospect in the state of Mississippi... Had interest from Florida State, ULM, Mississippi Valley State, and Southern Miss.



# 52
## BRAYLON BROWN

Jackson, Miss.
Northwest Rankin HS
Mississippi College

**Linebacker | R-So. | 6-1 | 220 | RS**

**Freshman (2025):** Did not see any action.

**Before Jackson State (at Mississippi College):** Enrolled at school, did not play football.

**High School:** Played at Northwest Rankin High School... Played defensive end during senior season... Recorded 52 total tackles... Ended the season with six sacks and 15 tackles for loss... Also recorded 10 quarterback hurries... Recovered one fumble.



# 61
## CYSON BURK

Ridgeland, Miss.
Ridgeland HS

**Offensive Line | R-So. | 6-3 | 270 | SQ**

**Redshirt Freshman (2025):** Did not see any action.

**Freshman (2024):** Did not see any action, earned redshirt.

## RETURNING LETTERWINNERS

**High School:** Played at Northwest Rankin High School... Played defensive end during senior season... Recorded 52 total tackles... Ended the season with six sacks and 15 tackles for loss... Also recorded 10 quarterback hurries... Recovered one fumble.



# 13
## VERNORRIUS CHANEY

Macon, Miss.
Noxubee County HS
Southern Miss

**Defensive Back | R-Sr. | 6-1 | 180 | 1L**

**Junior (2025):** Played in 12 games... Saw action at defensive back and on special teams... Recorded 13 total tackles, including 11 solo stops... Recorded 0.5 tackles for loss... Recovered on fumble... Recorded a career best five tackles with solo tackles against **Mississippi Valley State**... Recorded a pair of tackles against **Bethune-Cookman**... Recorded at least one tackle in six different games.

**Before Jackson State (at Southern Miss/Hinds CC):** Did not see any action while at Southern Miss... Totaled 41 tackles (33 solos) with four for loss in 2023 at Hinds... Forced one fumble and returned it for four yards... Picked off two passes and broke up seven more... Tallied two kick returns for 26 yards and four punt returns for 29 yards... Named to All-MACCC First Team... Played in four games, making two tackles in 2022... Had one pass breakup against **Itawamba CC** (Oct. 13)... Returned four punts for 27 yards.

**High School:** Prepped at Noxubee County HS (Macon, Miss.) as an all-around athlete for the Tigers... As a senior, played quarterback, running back and wide receiver... Threw 79 passes with 35 completions for 567 yards and six touchdowns... Registered 19 carries for 120 yards and two touchdowns... Also caught four passes for 106 yards and a touchdown.

### Chaney's Career Statistics

| | | Tackles | | | | | | Fumbles | |
|---|---|---|---|---|---|---|---|---|---|
| Year | G-S | TT | UT | AT | TFL | QBH | Sacks | FF | FR |
| 2025 | 12-0 | 13 | 11 | 2 | 0.5 | 0 | 0 | 0 | 1 |

### Chaney's Career Bests

| | |
|---|---|
| **Tackles** | 5 at Mississippi Valley State (11.8.25) |
| **Solo Tackles** | 3 at Mississippi Valley State (11.8.25) |
| **Tackles for Loss** | 0.5 at Mississippi Valley State (11.8.25) |
| **Fumbles Recovered** | 1 vs. Hampton (8.30.25) |



# 17
## KJ CHISHOLM JR

Beaufort, S.C.
Whale Branch HS

**Defensive Back | Jr. | 6-0 | 180 | 2L**

**Sophomore (2025):** Played in all 12 games with 11 starts at corner... Finished with 34 total tackles, including 24 solo stops... Recorded one tackle for loss... Finished the season with five pass breakups... Recorded a season-high six tackles against **Alcorn State** with four solo stops... Recorded five tackles against **Alabama State** and **Grambling State** in back-to-back games... Recorded a tackle in 11 of 12 games.

**Freshman (2024):** Saw action at defensive back and on special teams... Played in 10 games... Recorded 24 tackles including 16 solo stops... Recorded 1.5 tackles for loss... Recorded a season-high six tackles against **Grambling State**... Also recorded four tackles against **Bethune-Cookman** and **South Carolina State** in the Cricket Celebration Bowl... Recorded a tackle for loss against **Alabama A&M**... Recorded six pass breakups, including four against **Alabama A&M**.

**High School:** Played at Whale Branch Early College High School in Beaufort, South Carolina... Holds record for most career interceptions in school history... Region Player of the Year... All-State football honors... Also ran track... Most points in boys' track and field.

**Personal:** Son of Onika Wright... Born on March 24, 2006... Majoring in Engineering.

### Chisholm's Career Statistics

| | | Tackles | | | | | | Fumbles | |
|---|---|---|---|---|---|---|---|---|---|
| Year | G-S | TT | UT | AT | TFL | QBH | Sacks | FF | FR |
| 2024 | 10-2 | 24 | 16 | 8 | 1.5 | 0 | 0 | 0 | 0 |
| 2025 | 12-11 | 34 | 24 | 10 | 1.0 | 0 | 0 | 0 | 0 |

### Chisholm's Career Bests

| | |
|---|---|
| **Tackles** | 6, two times |
| **Solo Tackles** | 4, two times |
| **Tackles for Loss** | 1.0, two times |



# 39
## KYE COLLINS

Gungahlin, Australia
Gungahlin College
Monroe College

**Punter | Sr. | 6-0 | 192 | 1L**

**Junior (2025):** Saw action in 10 games as a punter and holder on extra points/field goals... Punted in four games... Punted 14 times for a total of 559 yards... Averaged 39.9 yards per punt... Landed five punts inside the 50-yard line... Punted a career-high seven times against **Prairie View A&M** with a season long of 51 yards... Averaged a season-high 42.0 yards per punt against **Alcorn State**.

**Before Jackson State (at Monroe College):** Played at Monroe College for two season... Rated as a four-star punter in 2024... Had the top-ranked junior college special teams for weeks one through five in 2023... Named to President's List... Named to NJCAA All-Academic Team... Averaged 34.5 yards per punt as a freshman in 2023... Punted the ball 11 times for 380 yards, with a season-long of 44 yards... Forced five fair catches... Landed three punts inside the 20... Averaged 32.4 yards per punt as a sophomore in 2024... Punted the ball 46 times for 1,489 yards.... Recorded a season-long 53-yard punt... Forced 13 fair catches... Landed seven punts inside the 20... Recorded one punt of 50 or more yards... Averaged 32.8 yards per punt during two-year career.

**High School:** Played at Gungahlin College in Australia.

**Personal:** Son of Tracey and Aaron Collins... Majoring in Business Administration and Management.

### Collins' Career Statistics

| Year | G-S | Punts | Yds | Avg | Long | I20 | 50+ |
|---|---|---|---|---|---|---|---|
| 2025 | 10-0 | 14 | 559 | 39.9 | 51 | 5 | 1 |

### Collins' Career Bests

| | |
|---|---|
| **Number of Punts** | 7 vs. Prairie View A&M (12.6.25) |
| **Long Punt** | 51 vs. Prairie View A&M (12.6.25) |
| **Average** | 42.0 vs. Alcorn State (11.22.25) |



# 94
## STANLEY COOKS II

Gainesville, Fla.
Hawthorne HS

**Defensive Line | R-Jr. | 6-2 | 314 | 2L**

**Redshirt Sophomore (2025):** Saw action in 12 games

## RETURNING LETTERWINNERS

as a reserve defensive lineman and was used on special teams... Recorded 12 total tackles, including six solo stops... Recorded three tackles for loss and one sack... Finished with a season-high three tackles in back-to-back games to open the season against **Hampton** and **Southern Miss**... Also recorded a pair of tackles against **Alabama A&M** and **Grambling State**... Recorded a season-high three solo tackles against **Hampton**... Recorded one tackle for loss against **Hampton** and another against **Southern**... Recorded lone sack against **Hampton**.

**Redshirt Freshman (2024):** Played in eight games as a back-up defensive lineman and on special teams... Did not record a tackle.

**Freshman (2023):** Did not see any action, earned a redshirt.

**High School:** Played at Hawthorne High School... Three-star rated by 247Sports... Multi-sport athlete... Also lettered in basketball... Lettered in track and field... Earned All-State honors as a junior... Recorded 65 tackles (18 for loss) and eight sacks... Helped team reach the 1A state championship game.

**Personal:** Majoring in Biology.

### Cooks' Career Statistics

| | | Tackles | | | | | | Fumbles | |
|---|---|---|---|---|---|---|---|---|---|
| Year | G-S | TT | UT | AT | TFL | QBH | Sacks | FF | FR |
| 2024 | 8-0 | 0 | 0 | 0 | 0.0 | 0 | 0.0 | 0 | 0 |
| 2025 | 12-0 | 12 | 6 | 6 | 3.0 | 0 | 1.0 | 0 | 0 |

### Cooks' Career Bests

| | |
|---|---|
| **Tackles** | 3, two times |
| **Solo Tackles** | 3 vs. Hampton (8.30.25) |
| **Sacks** | 1.0 vs. Hampton (8.30.25) |
| **Tackles for Loss** | 1.0, two times |



## 79 QUAVEON DAVIS

Port St. Lucie, Fla.
Lewisville (Texas) HS

**Offensive Line | Sr. | 6-8 | 330 | 3L**

**Junior (2025):** Named Preseason All-SWAC by the conference and Phil Steele... Played and started in all 12 games... Helped lead an offense that averaged 480.7 yards of total offense... The offensive line helped pave the way for three running backs to go over 500 yards rushing including a 1,000-yard rusher... Helped lead an offense that finished the regular season ranked second in rushing offense, second in fourth down conversion percentage, fourth in total offense, fifth in third down conversion percentage, 11th in first down offense, 13th in sacks allowed, and 18th in scoring offense nationally... Averaged a grade of 88 percent, while recording 27 pancakes/knockdowns and allowed just 1.5 sacks... Named Second-Team All-SWAC.

**Sophomore (2024):** Part of an offensive line for one of the most explosive offenses in FCS football, rotating between guard and center... Ranked second in red zone offense (0.963), sixth in scoring offense (36.4), eighth in rushing offense (211.9), 31st in sacks allowed (1.50), 34th in total offense (401.2), 59th in time of possession (30:09), and 81st in passing offense (189.3).

**Freshman (2023):** Returning from an offensive line that led the SWAC in scoring offense (37.7 ppg), total offense (445.4 ypg), and passing offense (297.3) while allowing the third-fewest sacks in SWAC (23)... Unit gained 400+ yards 10 times, including back-to-back 600-yard games against **Grambling State** (608 yards) and **Mississippi Valley State** (638 yards).

**High School:** Played at Lewisville High School in Lewisville, Texas... Chose Jackson State over Alcorn State, Grambling State, Sam Houston State, and Texas State.

**Personal:** Son of William and Keeta Davis... Born on November 5, 2004... Majoring in Physical Education.



## 75 XAVION DAVIS

Port St. Lucie, Fla.
Lewisville (Texas) HS

**Offensive Line | R-So. | 6-5 | 360 | SQ**

**Sophomore (2025):** Did not see any action due to an injury in preseason camp.

**Freshman (2024):** Part of an offensive line for one of the most explosive offenses in FCS football, rotating between guard and center... Ranked second in red zone offense (0.963), sixth in scoring offense (36.4), eighth in rushing offense (211.9), 31st in sacks allowed (1.50), 34th in total offense (401.2), 59th in time of possession (30:09), and 81st in passing offense (189.3).

**High School:** Played at Lewisville High School in Lewisville, Texas...1st Team All-District.

**Personal:** Son of William and Chaqueeta Davis... Born on April 20, 2006... Majoring in Criminal Justice.



## 29 KAM EVANS

Port St. Lucie, Fla.
Lewisville (Texas) HS

**Linebacker | R-Fr. | 6-2 | 215 | 1L**

**Freshman (2025):** Played in four games... Used as a reserve linebacker and on special teams... Recorded five total tackles, including three solo stops... Recorded a career-high two tackles in back-to-back games against **Southern** and **Alabama A&M**... Recorded a career-high two solo tackles against **Southern**.

**High School:** Rated as a three-star prospect by 247Sports.com... Ranked as the 206th-best linebacker and 45th-best overall in the state of Mississippi... MAC Second Team Defense... Earned All-State honors... Named All-Region... Named All-American during senior season... Played in Blue-Grey All-Star Game... Had interest from ULM, Penn, Georgia, and Georgia State... Helped lead team to multiple conference championships and regional championships... Led team to a North Half championship during senior season... Also played basketball... Member of New Beta Club... Graduated 10th in class.

**Personal:** Son of Ebony Evans and Corey Smart... Majoring in Physical Education and Health Science.

### Evans' Career Statistics

| | | Tackles | | | | | | Fumbles | |
|---|---|---|---|---|---|---|---|---|---|
| Year | G-S | TT | UT | AT | TFL | QBH | Sacks | FF | FR |
| 2025 | 9-0 | 5 | 3 | 2 | 0.0 | 0 | 0.0 | 0 | 0 |

### Evans' Career Bests

| | |
|---|---|
| **Tackles** | 2, two times |
| **Solo Tackles** | 2 at Southern (9.27.25) |



## 35 TREVON EVANS

Lakeland, Fla.
George W. Jenkins HS

**Defensive Back | R-Fr. | 6-0 | 215 | RS**

**Freshman (2025):** Played in four games... Used on special teams... Recorded one tackle on the year... Lone tackle came against **Bethune-Cookman**.

**High School:** Played in nine games during senior season... Ran the ball 121 times for 780 yards... Averaged 6.4 yards per carry... Averaged 86.7 yards per game on the ground... Scored 13 touchdowns... Also caught 10

## RETURNING LETTERWINNERS

passes for 128 yards... Averaged 12.8 yards per reception... Averaged 14.2 yards receiving per game... Hauled in a pair of touchdown receptions.

### Evans' Career Statistics

| | | Tackles | | | | | | Fumbles | |
|---|---|---|---|---|---|---|---|---|---|
| Year | G-S | TT | UT | AT | TFL | QBH | Sacks | FF | FR |
| 2025 | 4-0 | 1 | 1 | 0 | 0.0 | 0 | 0.0 | 0 | 0 |

### Evans' Career Bests

| | |
|---|---|
| **Tackles** | 1 vs. Bethune-Cookman (11.15.25) |
| **Solo Tackles** | 1 vs. Bethune-Cookman (11.15.25) |



## 6
## JOANES FORTILIEN

Orlando, Fla.
Dr. Phillips HS

**Wide Receiver | Gr. | 6-5 | 220 | 2L**

**Junior (2025):** Saw action in two games before a season-ending injury, starting both games... Recorded five receptions for 43 yards... Averaged 8.6 yards per reception... Hauled in a season-high five receptions against **Hampton** for 43 yards.

**Sophomore (2024):** Played in 13 games... Recorded 37 receptions for 565 yards... Recorded a team-high 11 touchdowns... Recorded a season-long 70 yard reception... Recorded a reception in each of the 13 games... Recorded three or more receptions eight times... Recorded a season-high six receptions against **Alabama A&M** for 83 yards and a pair of touchdowns... Recorded six receptions against **South Carolina State** for 43 yards and a pair of touchdowns in the Cricket Celebration Bowl... Recorded four receptions each against **Bethune-Cookman** and **Alcorn State**... Named Phil Steele All-SWAC.

**Redshirt Freshman (2023):** Played in seven games... Recorded four receptions for 33 yards with one touchdown... Recorded a season-high two receptions against **Mississippi Valley State** with 25 yards and a touchdown... Recorded a reception against **Texas State** and **UAB**... Ran the ball one time for 11 yards against **Mississippi Valley State**.

**Freshman (2022):** Did not see any action, earned a redshirt.

**High School:** Played wide receiver and while also competing on the track team... Had offers from Florida State, Indiana, Illinois, Miami, Miss. State, Pittsburgh, and UCF.

### Fortilien's Career Statistics

| | | Rushing | | | | Receiving | | | |
|---|---|---|---|---|---|---|---|---|---|
| Year | G-S | Att | Yds | Avg | TD | Rec | Yds | Avg | TD |
| 2023 | 7-3 | 1 | 11 | 11.0 | 0 | 4 | 33 | 8.3 | 1 |
| 2024 | 13-13 | 0 | 0 | 0.0 | 0 | 37 | 565 | 15.3 | 10 |
| 2025 | 2-2 | 0 | 0 | 0.0 | 0 | 5 | 43 | 8.6 | 0 |

### Fortilien's Career Bests

| | |
|---|---|
| **Rushing Attempts** | 1 at Mississippi Valley State (10.21.23) |
| **Rushing Yards** | 11 at Mississippi Valley State (10.21.23) |
| **Receptions** | 6, two times |
| **Receiving Yards** | 91 at Grambling State (9.21.24) |
| **Receiving TDs** | 2, two times |



## 60
## JAMAL GOWANS

Fairburn, Ga.
Langston Hughes HS

**Offensive Line | R-Fr. | 6-3 | 300 | RS**

**Freshman (2025):** Did not see any action, earning a redshirt.

**High School:** Played with Jackson State signees Keith Bass and Jabari Jones in high school... Played center at Langston Hughes High School and will come in and compete right away... Named First Team All-Region... Also named Second Team All-Region...Honor Roll student... Had offers from Georgia State, UAB, and Army.

**Personal:** Son of Takeshia Pope... Majoring in Physical Education.



## 9
## J'CORI HARGON

Frisco, Texas
Lonestar HS
Mary-Hardin Baylor

**Linebacker | R-Sr. | 6-1 | 215 | 2L**

**Redshirt Junior (2025):** Played 11 games with a pair of starts... Used at linebacker and on special teams... Earned starts against **Tuskegee** and **Alabama A&M**... Recorded 33 tackles, with 13 solo stops... Recorded 3.5 tackles for loss... Recorded a season-high six tackles twice, against **Tuskegee** and **Alabama A&M**... Recorded a season-high three solo stops against **Tuskegee** and **Prairie View A&M**... Recorded 1.5 tackles for loss against **Hampton**.

**Redshirt Sophomore (2024):** Saw action as a back-up linebacker and on special teams... Played in seven games... Recorded 11 total tackles, including nine solo stops... Recorded six tackles against **Alcorn State** including five solo... Recorded at least one tackle in five of the seven games.

**Before Jackson State (at Mary-Hardin Baylor):** Played at Mary-Hardin Baylor.

**High School:** Participated in football, track and powerlifting at Lone Star High School... All-state linebacker and regional qualifier in powerlifting... Also on the A/B Honor Roll.

**Personal:** Son of Carmen Wright... Majoring in exercise and sport science.

### Hargon's Career Statistics

| | | Tackles | | | | | | Fumbles | |
|---|---|---|---|---|---|---|---|---|---|
| Year | G-S | TT | UT | AT | TFL | QBH | Sacks | FF | FR |
| 2024 | 7-0 | 11 | 9 | 2 | 0.0 | 0 | 0.0 | 0 | 0 |
| 2025 | 11-2 | 33 | 13 | 20 | 3.5 | 0 | 0.0 | 0 | 0 |

### Hargon's Career Bests

| | |
|---|---|
| **Tackles** | 6, three times |
| **Solo Tackles** | 5 at Alcorn State (11.23.24) |
| **Tackles for Loss** | 1 vs. Bethune-Cookman (11.15.25) |



## 2
## CARMELLO JONES

Mobile, Ala.
West Orange-Stark HS
Baylor

**Linebacker | R-Jr. | 6-2 | 240 | 1L**

**Sophomore (2025):** Played in 10 games... Used at linebacker and on special teams... Recorded 36 tackles, including 17 solo stops... Recorded 4.5 tackles for loss... Finished with one pass breakup and one quarterback hurry... Recorded a season-high seven tackles against **Southern Miss**... Recorded five tackles against **Hampton** and **Grambling State**... Recorded four tackles against **Tuskegee**... Finished with one tackle for loss against **Hampton** and **Florida A&M**... Finished with 0.5 tackles for loss five times.

**Before Jackson State (at Baylor):** Did not see any action in 2024... Played in six games as a reserve linebacker and weapon on special teams as a redshirt freshman in 2023... Totaled four tackles, including a two-tackle effort that saw a tackle for a loss in the win at **Cincinnati**... Added tackles at No. 25 **Kansas State** and **West Virginia**.... Redshirted in 2022... Played in three games, seeing time **UAlbany** – recording a tackle – also facing No. 4 **TCU** and in the Armed Forces Bowl against **Air Force**.

**High School:** Played at West Orange-Stark High School for head coach Cornel Thompson... Helped team to an 11-2 record and a trip to the fourth round of the UIL State playoffs in 2021... Named the District 11-4A Division II Defensive Player of the Year... Helped the Mustangs to an 8-1 mark as a junior in 2020... Finished his junior season with 75 tackles, 10.0 tackles for loss and nine sacks... Also forced a pair of fumbles... Was named to District 11-4A Division II All-District First Team... Rated a three-star prospect by 247Sports, Dave Campbell's Texas Football and Rivals... Ranked the No. 57 edge prospect in the country and No. 140 overall recruit in the state of Texas by 247Sports...

## RETURNING LETTERWINNERS

Chose Baylor over Texas Tech, Utah, Washington State and Louisiana.

**Personal:** Son of Kimberly McGinney.

### Jones' Career Statistics

| | | Tackles | | | | | | Fumbles | |
|---|---|---|---|---|---|---|---|---|---|
| Year | G-S | TT | UT | AT | TFL | QBH | Sacks | FF | FR |
| 2022 | 3-0 | 1 | 0 | 1 | 0.0 | 0 | 0.0 | 0 | 0 |
| 2023 | 6-0 | 4 | 2 | 2 | 1.0 | 0 | 0.0 | 0 | 0 |
| 2024 | | | | - did not play - | | | | | |
| 2025 | 11-0 | 36 | 17 | 19 | 4.5 | 1 | 0.0 | 0 | 0 |

### Jones' Career Bests

| | |
|---|---|
| **Tackles** | 7 at Southern Miss (9.6.25) |
| **Solo Tackles** | 3, two times |
| **Tackles for Loss** | 1, three times |



# 4
## JABARI JONES

Fairburn, Ga.
Langston Hughes HS

### Wide Receiver | So. | 5-8 | 170 | 1L

**Freshman (2025):** Played in 12 games... Used as a receiver on offense and on special teams... Finished the year with 107 total return yards, including 104 yards in punt returns... Finished the season with seven punt returns, averaging 14.9 yards per return... Returned a punt for a season-long 25 yards.

**High School:** Rated as a three-star prospect by 247Sports.com... Ranked as 189th-best wide receiver... Ranked as 146th-best in the state of Georgia... Recorded 652 receiving yards, averaging 18.6 yards per catch... Four-time Offensive Player of the Game... Three-time All-Region... Named All-State... Finished the season with 35 receptions... Averaged 50.2 yards per game... Recorded 10 receiving touchdowns... Finished with 15 total touchdowns... Had interest from Boston College, Duke, Florida Atlantic, and Georgia Southern.

**Personal:** Son of Carolyn Jones and Jamal Price... Majoring in Business Administration.



# 43
## CHRIS LEVY

Mobile, Ala.
Baker HS

### Long Snapper | R-Fr. | 5-10 | 195 | RS

**Freshman (2025):** Played in a reserve role, all at long snapper on extra points, field goals, and punts.

**High School:** Played at Baker High School... Received Special Teams Award during senior year... Honor Roll student... Received Academic Letter during senior year.

**Personal:** Son of Jennifer and Christopher Levy... Has one sister... Sister played softball at Belhaven... Majoring in Sports Medicine.



# 11
## JARED LOCKHART

Charlotte, N.C.
Porter Ridge HS

### Quarterback | So. | 6-4 | 185 | 1L

**Freshman (2025):** Named SWAC co-Freshman of the Year... Played in seven games, earning five starts... Started first collegiate game against **Tuskegee**... Finished the season completing 76-of-113 passes for 1,187 yards... Threw eight touchdowns and just three interceptions... Finished with a 67.3 completion percentage... Finished with a 173.6 quarterback efficiency... Ran for 189 yards on 57 carries... Averaged 3.3 yards per carry... Scored three rushing touchdowns... Completed 15-of-21 passes for 254 yards and a touchdown against **Tuskegee**... Threw for a season-high 241 yards on 21-of-27 passing against **Mississippi Valley State** with a pair of touchdowns... Threw a touchdown in all seven games... Ran for a season-best 44 yards two times against **Tuskegee** and **Grambling State**... Scored a pair of touchdowns on the ground against **Tuskegee**... Named SWAC co-Newcomer of the Week two times... Named FCS HBCU National Player of the Week by Stats Perform following his performance against **Alcorn State** after throwing for 169 yards... Also lettered in track and field, finishing fifth in the javelin at the SWAC Outdoor Track & Field Championships.

**High School:** Three-star recruit by Rivals.com... Ranked as the 31st best players in the The Observer's Top 50 Charlotte-area high school football player list... Named Player of the Year during junior year... Named MVP... Honor Roll student... Had interest from Boston College, Marshall, Syracuse, UConn, Akron, North Carolina A&T and Clemson... Took visits to Miami, James Madison, Syracuse, and Wake Forest before choosing Jackson State.

**Personal:** Son of Dazsmar and Janelle Johnson Lockhart... Had three relatives play collegiate or professionally, including Rondell Lockhart in the NFL... Also has two cousins in the NFL, Dyami Brown and Jaire Alexander... Majoring in Sports Medicine.

### Lockhart's Career Statistics

| | | Rushing | | | | Passing | | |
|---|---|---|---|---|---|---|---|---|
| Year | G-S | Att | Yds | Avg | TD | C-A-I | Yds | TD |
| 2025 | 7-5 | 57 | 279 | 3.3 | 3 | 76-113-3 | 1187 | 8 |

### Lockhart's Career Bests

| | |
|---|---|
| **Rushing Attempts** | 12, two times |
| **Rushing Yards** | 44, two times |
| **Rushing Touchdowns** | 2 vs. Tuskegee |
| **Completions** | 21 at Mississippi Valley State (11.8.25) |
| **Passing Yards** | 241 at Mississippi Valley State (11.8.25) |
| **Passing Touchdowns** | 2 at Mississippi Valley State (11.8.25) |
| **Completion Pct** | 77.8 at Mississippi Valley State (11.8.25) |



# 25
## KENZAVIUS LUNDY

Hollandale, Miss.
Simmons HS

### Linebacker | So. | 6-2 | 200 | 1L

**Freshman (2025):** Played in nine games... Saw action at linebacker and on special teams... Recorded three total tackles, including a pair of solo stops... Recorded one tackle in three different games... Recorded a solo stop against **Southern**.

**High School:** Produced 78 tackles and nine sacks, while helping Simmons to an MHSAA 1A title appearance while being MAC Class 1A defensive player of the year in 2024... Named Small School All-State by the Clarion-Ledger... Recorded 54 tackles, six tackles for loss, 10.5 sacks and one interception in 2023.

### Lundy's Career Statistics

| | | Tackles | | | | | | Fumbles | |
|---|---|---|---|---|---|---|---|---|---|
| Year | G-S | TT | UT | AT | TFL | QBH | Sacks | FF | FR |
| 2025 | 9-0 | 3 | 1 | 2 | 0.0 | 0 | 0.0 | 0 | 0 |

### Lundy's Career Bests

| | |
|---|---|
| **Tackles** | 1, three times |
| **Solo Tackles** | 1 at Southern (9.27.25) |



# 9
## EMARI MATTHEWS

Midlothian, Texas
Trinity Christian

### Running Back| Gr. | 5-7 | 210 | 3L

**Redshirt Junior (2025):** Played in 11 games... Saw action as a reserve running back and on special teams... Ran the ball 14 times for 42 yards... Averaged 3.0 yards per carry... Scored three touchdowns... Ran for a season-high 29 yards on four carries with a touchdown against **Southern Miss**.

**Redshirt Sophomore (2024):** Saw action in all 14

## RETURNING LETTERWINNERS

games... Ran the ball 52 times for 211 yards... Scored three touchdowns... Had a season-long rush of 19 yards... Recorded a pair of receptions for 10 yards... Rushed for a season-high 55 yards on 11 carries against **South Carolina State** in the 2024 Cricket Celebration Bowl... Scored first career touchdown against **Florida A&M**, finishing the game with two... Ran for a season-long 19-yard rush against **Lane**... Recorded one reception each against **Grambling State** and **Mississippi Valley State**.

**Redshirt Freshman (2023):** Played in four games, used mainly on special teams... Returned three kicks for 78 yards on the season, all against **Bethune-Cookman**... Made season debut against **Florida A&M**.

**Freshman (2022):** Did not see any action.

**High School:** Rushed for 1,610 yards and 19 TDs during career at Trinity Christian School... Named Male Athlete of the Year (2021)... Named Offensive Player of the Year (2021)... Team MVP (2021, 2020)... 1st team running back in 2020... Christian Athlete of the Year finalist in 2020... 3.0 GPA.

**Personal:** Son of Ernest and Clara Matthews... Born on September 24, 2003... Majoring in Therapeutic Recreation.

### Matthews' Career Statistics

| | | Rushing | | | | Receiving | | | |
|---|---|---|---|---|---|---|---|---|---|
| Year | G-S | Att | Yds | Avg | TD | Rec | Yds | Avg | TD |
| 2023 | 4-0 | 0 | 0 | 0.0 | 0 | 0 | 0 | 0.0 | 0 |
| 2024 | 14-0 | 14 | 52 | 4.1 | 3 | 0 | 0 | 0.0 | 0 |
| 2025 | 11-0 | 14 | 42 | 3.0 | 3 | 0 | 0 | 0.0 | 0 |

### Matthews' Career Bests

| | |
|---|---|
| **Rushing Attempts** | 7, two times |
| **Rushing Yards** | 55 vs. South Carolina State (12.14.24) |
| **Rushing Touchdowns** | 2 vs. Florida A&M (10.19.24) |



# 50
## ACE MEADOWS

Trenton, Tenn.
Peabody HS
Tennessee State

**Offensive Line | R-So. | 6-7 | 310 | 1L**

**Freshman (2025):** Played in 12 games as a reserve offensive lineman and on special teams... Helped lead an offense that averaged 480.7 yards of total offense... The offensive line helped pave the way for three running backs to go over 500 yards rushing including a 1,000-yard rusher... Helped lead an offense that finished the regular season ranked second in rushing offense, second in fourth down conversion percentage, fourth in total offense, fifth in third down conversion percentage, 11th in first down offense, 13th in sacks allowed, and 18th in scoring offense nationally.

**Before Jackson State (at Tennessee State):** Helped an offense in 2024, averaging 190.0 rushing yards and 165.5 passing yards per game, culminating in an average of 355.5 total yards per game. The team scored 28 touchdowns-17 rushing and 10 passing-contributing to a total of 220 points for the season.

**High School:** Played at Peabody High School... Distinguished himself as a top offensive lineman recruit, earning recognition on the All-West Tennessee high school football team in 2023... Named 2022 Tennessee All-State... Named 2022 First Team All-Region... Named 2022 Lineman of the Year... Named All-Region and All-State during senior season.

**Personal:** Son of Kelly Bush and Mark Meadows... Has one relative, Connor Meadows, who played alongside at Tennessee State (2024) and Tennessee (2022-23)... Undeclared on a major.



# 57
## BRYCE OWENS

Raymond, Miss.
Jackson Academy

**Linebacker | R-Jr. | 6-0 | 225 | 2L**

**Redshirt Sophomore (2025):** Played in three games, all on special teams.

**Redshirt Freshman (2024):** Saw action in two games, used on special teams.

**Freshman (2023):** Did not see any action.

**High School:** Played at Jackson Academy.



# 33
## WAYNE PATTERSON

Atlanta, Ga.
Newton HS

**Defensive Line | R-Fr. | 6-2 | 280 | RS**

**Freshman (2025):** Saw action in four games as a reserve defensive lineman.

**High School:** Recorded 43 total tackles during senior season from defensive line position... Recorded 23 solo stops... Finished with 15 sacks and 24 tackles for loss... Also recorded one interception... Named First Team 6A All-Region (region 4)... Named 7A Second Team All-Region (region 4) as a sophomore and junior.

**Personal:** Son of Sheena Patterson and Poe Johnson... Majoring in Business.



# 5
## KOBE PAUL

Dallas, Texas
Trinity Christian

**Wide Receiver | Gr. | 6-1 | 180 | 3L**

**Fifth-Year Junior (2025):** Played in 12 games with nine starts at receiver.. Also played on special teams... Caught 13 passes for 170 yards... Averaged 13.1 yards per reception... Averaged 14.2 yards per game... Ran the ball one time for two yards... Caught a season-high five receptions against **Tuskegee** for 75 yards... Caught a pass in seven games... Recorded multiple receptions in three games.

**Fourth-Year Sophomore (2024):** Saw action in three games before a season-ending injury, used as a receiver and on special teams... Finished the season with six receptions for 49 yards and a touchdown... Recorded a season-long 21-yard reception... Recorded a season-high three receptions against **Lane**... Recorded a season-high 24 yards receiving against **ULM** in the season-opener... Hauled in a touchdown against **Lane**.

**Third-Year Freshman (2023):** Played in 11 games... Recorded 21 receptions for 259 yards... Recorded a season-long 44-yard reception... Averaged 12.3 yards per reception... Also recorded three tackles... Recorded a season-high five receptions for 35 yards against **Alcorn State**... Recorded four receptions for a season-high 60 yards against **Texas Southern**... Recorded four receptions for 53 yards against **Alabama State**.

**Redshirt Freshman (2022):** Saw action in two games.

**Freshman (2021):** Did not see any action, redshirted.

**High School:** Led Trinity Christian to the 2020 TCAL National Championship... Held offers from several Division I programs.

**Personal:** Son of Kevin and Felecia Paul...Born on August 15, 2003...Majoring in Business Entrepreneurship.

### Paul's Career Statistics

| | | Rushing | | | | Receiving | | | |
|---|---|---|---|---|---|---|---|---|---|
| Year | G-S | Att | Yds | Avg | TD | Rec | Yds | Avg | TD |
| 2022 | 2-0 | 0 | 0 | 0.0 | 0 | 0 | 0 | 0.0 | 0 |
| 2023 | 11-0 | 0 | 0 | 0.0 | 0 | 21 | 259 | 12.3 | 0 |
| 2024 | 3-0 | 0 | 0 | 0.0 | 0 | 6 | 49 | 8.1 | 1 |
| 2025 | 12-9 | 1 | 2 | 2.0 | 0 | 13 | 170 | 14.2 | 0 |

# RETURNING LETTERWINNERS

## Paul's Career Bests

| | |
|---|---|
| **Rushing Attempts** | 1 vs. Prairie View A&M (12.6.25) |
| **Rushing Yards** | 2 vs. Prairie View A&M (12.6.25) |
| **Receptions** | 5, two times |
| **Receiving Yards** | 75 vs. Tuskegee (9.13.25) |
| **Receiving TDs** | 1 vs. Lane (9.7.24) |



**3**

**NATE REMBERT**

Eustis, Fla.
Eustis HS
Edward Waters
Mississippi Valley State

**Wide Receiver | Gr. | 5-9 | 180 | 1L**

**Redshirt Junior (2025):** Named Preseason All-Conference... Played in 12 games with 11 starts... Recorded a team-high 45 receptions for 750 yards... Averaged 16.7 yards per reception... Scored seven touchdowns... Averaged 62.5 yards per game... Ran the ball six times for 74 yards... Averaged 12.3 yards per carry... Scored one rushing touchdown... Returned five kicks (four punts and one kickoff)... Caught a season-high six passes two times against **Mississippi Valley State** and **Alcorn State**... Caught five passes against **Southern**, while catching four against **Hampton** and **Prairie View A&M**... Recorded a season-high 100 yards receiving against **Alcorn State**... Recorded 97 yards receiving against **Mississippi Valley State**... Hauled in two touchdowns against **Mississippi Valley State**... Ran for a season-high 40 yards and a touchdown against **Florida A&M**... Named All-Conference at the conclusion of the season.

**Before Jackson State (at Mississippi Valley State/ Edward Waters):** Earned All-SWAC honors following the season at Mississippi Valley State... Played in 12 games... Recorded 70 receptions for 1,038 yards... Averaged 14.83 yards per reception... Recorded four touchdowns, with a long reception of 76 yards... Averaged 86.50 yards per game.. Played in nine games in 2023 at Edward Waters... Recorded 32 receptions for 730 yards... Averaged 22.8 yards per reception... Recorded eight touchdown receptions, with a long reception of 85 yards... Averaged 81.1 yards per game... Best freshman season in Edward Waters football history... Named Second Team HBCU All-American... One of only four receivers at Mississippi Valley State to record 1,000 receiving yards in a season... Named ICAA First Team All-Conference... Helped team to a championship... Two-time Dean's List... Named to President's List.

**High School:** Named First Team All-District... Also played basketball... Named First Team All-District.

**Personal:** Son of Laura and Craig Rembert.

## Paul's Career Statistics

| | | Rushing | | | | Receiving | | | |
|---|---|---|---|---|---|---|---|---|---|
| Year | G-S | Att | Yds | Avg | TD | Rec | Yds | Avg | TD |
| 2024 | 12-12 | 11 | 20 | 1.8 | 0 | 70 | 1038 | 5.8 | 4 |
| 2025 | 12-11 | 6 | 74 | 12.3 | 1 | 45 | 750 | 16.7 | 7 |

## Rembert's Career Bests

| | |
|---|---|
| **Rushing Attempts** | 3 vs. Alcorn State (9.28.24) |
| **Rushing Yards** | 40 at Florida A&M (11.1.25) |
| **Receptions** | 9 at Lamar (9.7.24) |
| **Receiving Yards** | 163 vs. Prairie View A&M (11.2.24) |
| **Receiving TDs** | 2 at Mississippi Valley State (11.8.25) |



**81**

**JENCY RILEY JR.**

Greensburg, La.
St. Helena Academy

**Tight End | Gr. | 6-4 | 237 | 3L**

**Fifth-Year Junior (2025):** Played in 12 games, starting nine at tight end... Recorded 16 receptions for 169 yards... Averaged 10.6 yards per reception... Recorded one touchdown reception... Recorded a season-high four receptions against **Alabama State** for 27 yards... Recorded lone touchdown against **Alabama State**... Recorded a season-high 39 yards receiving against **Tuskegee**... Recorded a reception in eight games.

**Redshirt Junior (2024):** Did not play, injured during Fall Camp and suffered season-ending injury.

**Redshirt Sophomore (2023):** Played in six games... Caught seven passes for 88 yards and a touchdown... Hauled in a season-long 35-yard pass... Averaged 12.6 yards per reception... Caught a season-high three receptions for 24 yards against **Texas State**... Caught a pair of passes for 17 yards against **Florida A&M**... Caught only touchdown against **South Carolina State** in the SWAC/ MEAC Challenge.

**Redshirt Freshman (2022):** Played in six games... Caught one pass for 12 yards.

**Freshman (2021):** Caught one pass for three yards against **Alcorn State**... Played in four games.

**High School:** 3-Star prospect... Held offers from New Mexico State, Texas State, Arkansas-Pine Bluff and held interest from Alcorn State, Alabama A&M, Alabama State, MVSU.

## Riley's Career Statistics

| | | Rushing | | | | Receiving | | | |
|---|---|---|---|---|---|---|---|---|---|
| Year | G-S | Att | Yds | Avg | TD | Rec | Yds | Avg | TD |
| 2021 | 4-0 | 0 | 0 | 0.0 | 0 | 1 | 3 | 3.0 | 0 |
| 2022 | 6-0 | 0 | 0 | 0.0 | 0 | 1 | 12 | 12.0 | 0 |
| 2023 | 6-1 | 0 | 0 | 0.0 | 0 | 7 | 88 | 12.6 | 1 |
| 2024 | | | | - did not play - | | | | | |
| 2025 | 12-9 | 0 | 0 | 0.0 | 0 | 16 | 169 | 10.6 | 1 |

## Riley's Career Bests

| | |
|---|---|
| **Receptions** | 4 vs. Alabama State (10.11.25) |
| **Receiving Yards** | 39 vs. Tuskegee (9.13.25) |
| **Receiving TDs** | 1, two times |



**1**

**KHAMUARI ROGERS**

Madison, Miss.
Holmes County Central
Miami (Fla.)
Mississippi State

**Defensive Back | Gr. | 6-0 | 180 | 1L**

**Redshirt Junior (2025):** Played in 12 games with nine starts at corner... Saw action on special teams... Finished the season with 16 total tackles, including 10 solo stops... Intercepted one pass and recorded five pass breakups... Recorded a season-high four tackles against **Alabama A&M**... Recorded two solo tackles three times including games against **Hampton**, **Bethune-Cookman**, and **Alcorn State**... Recorded interception against **Hampton**.

**Before Jackson State (at Miami/Mississippi State):** SEC Graduate from Mississippi State... Played in 11 career games with zero starts... Ended his Mississippi State career with one tackle... Played in 10 games with zero starts in 2024... Did not record any stats... Redshirted in 2023... 2023 SEC Fall Academic Honor Roll... Saw action in one game as a true freshman for Mami in 2022... Made his collegiate debut in the season opener against Bethune-Cookman (9/3), finishing with one tackle... Earned a redshirt.

**High School:** Prepped at Holmes County Central High School... Consensus four-star prospect by all major scouting services... Selected to play in Under Armour All-America Game. . . Checked in as No. 41 overall player nationally in ESPN300... Rated No. 6 cornerback and No. 3 player in state by ESPN... Listed as No. 102 national prospect in 247Sports Composite rankings... Rated No. 145 overall prospect, No. 14 cornerback and No. 3 overall player in state by 247Sports... Checked in as No. 145 overall national prospect and No. 9 cornerback by Rivals... Invited to attend 2021 Under Armour All-America Future 50 Camp... Senior season was cut short by injury... Had one interception returned for a touchdown and four tackles in his lone game of final year of high school... Ranked No. 3 in Clarion Ledger's "Dandy Dozen" entering 2021... Totaled two interceptions returned for touchdowns during junior year and added six touchdown catches on offense, earning Clarion Ledger all-state honors... Finished sophomore year with 46 tackles and four interceptions... Also ran track in

## RETURNING LETTERWINNERS

high school... Chose Miami out of high school over offers from Auburn, Florida, Florida State, Georgia, LSU, Michigan, Notre Dame and Texas A&M, among others.

**Personal:** Born Khamauri Anton Rogers on Jan. 25, 2004... Son of Marcus and Kala Rogers... Graduated in 2024 with his degree in interdisciplinary studies... Earned his Master's from Jackson State in 2026.

### Rogers' Career Statistics

| | | Tackles | | | | | | Fumbles | |
|---|---|---|---|---|---|---|---|---|---|
| Year | G-S | TT | UT | AT | TFL | QBH | Sacks | FF | FR |
| 2022 | 1-0 | 1 | 0 | 1 | 0.0 | 0 | 0.0 | 0 | 0 |
| 2023 | | | | - did not play - | | | | | |
| 2024 | 10-0 | 0 | 0 | 0 | 0.0 | 0 | 0.0 | 0 | 0 |
| 2025 | 12-9 | 16 | 10 | 6 | 0.0 | 0 | 0.0 | 0 | 0 |

### Rogers' Career Bests

| | |
|---|---|
| **Tackles** | 4 vs. Alabama A&M (10.4.25) |
| **Solo Tackles** | 2, three times |
| **Interceptions** | 1 vs. Hampton (8.30.25) |



## 83
## SEBASTIEN SAINT-LOUIS

Boca Raton, Fla.
Boca Raton HS

### Tight End | R-Jr. | 6-5 | 235 | 2L

**Redshirt Sophomore (2025):** Played in 12 games as a reserve tight end and on special teams... Did not record a reception.

**Redshirt Freshman (2024):** Played in three games... Recorded one reception for 10 yards.

**Freshman (2023):** Played in five games, mainly on special teams.

**High School:** Played at Boca Raton High School... Had offers from Bowling Green, Brown, and Navy.

**Personal:** Son of Alex and Rachelle Saint-Louis... Born on November 2, 2004... Majoring in Finance.

### Saint-Louis' Career Statistics

| | | Rushing | | | | Receiving | | | |
|---|---|---|---|---|---|---|---|---|---|
| Year | G-S | Att | Yds | Avg | TD | Rec | Yds | Avg | TD |
| 2023 | 5-0 | 0 | 0 | 0.0 | 0 | 0 | 0 | 0.0 | 0 |
| 2024 | 3-0 | 0 | 0 | 0.0 | 0 | 1 | 12 | 12.0 | 0 |
| 2025 | 12-0 | 0 | 0 | 0.0 | 0 | 0 | 0 | 0.0 | 0 |

### Saint Louis' Career Bests

| | |
|---|---|
| **Receptions** | 1 vs. Lane (9.7.25) |



## 15
## KAM SALLIS

Pickens, Miss.
Kennedale HS
Kansas State

### Defensive Back | R-Jr. | 6-1 | 222 | 1L

**Redshirt Sophomore (2025):** Played in 11 games, starting all 11 at defensive back... Recorded 53 tackles, including 27 solo stops... Finished with two interceptions and two pass breakups... Also forced two fumbles... Recorded a career-high 12 tackles against **Prairie View A&M**... Finished with a career-high eight solo tackles against **Prairie View A&M**... Recorded seven tackles against **Southern Miss**... Recorded a tackle in all 11 games played... Named an Aeneas Williams Award Semifinalist... Named Second-Team All-Conference.

**Before Jackson State (at Kansas State):** Played in all 12 regular-season games, primarily on special teams in 2024... Recorded a nine-yard sack and a forced fumble in the season opener against UT Martin... Saw playing time as a reserve defender against Baylor as he retained his redshirt in 2023.

**High School:** Played at Kennedale under head coach Richard Barrett... Rated No. 129 among all safeties in the Class of 2023 by On3... Totaled 128 solo tackles, 10 interceptions and allowed only two touchdowns over his three-year prep career... Surrendered just three total receptions during his junior year, a season in which he carded 47 tackles and four interceptions... An all-district pick as a sophomore... Also competed in track and field.

**Personal:** Son of Joey Head and Tina Simmons... Has six siblings, Christopher, Jarvis, Shantanika, Joseph, Rodney and Joslyn... Majoring in kinesiology.

### Sallis' Career Statistics

| | | Tackles | | | | | | Fumbles | |
|---|---|---|---|---|---|---|---|---|---|
| Year | G-S | TT | UT | AT | TFL | QBH | Sacks | FF | FR |
| 2023 | 1-0 | 0 | 0 | 0 | 0.0 | 0 | 0.0 | 0 | 0 |
| 2024 | 12-0 | 1 | 0 | 1 | 1.0 | 0 | 1.0 | 0 | 0 |
| 2025 | 11-11 | 27 | 36 | 63 | 0.0 | 0 | 0.0 | 2 | 0 |

### Sallis' Career Bests

| | |
|---|---|
| **Tackles** | 12 vs. Prairie View A&M (12.6.25) |
| **Solo Tackles** | 12 vs. Prairie View A&M (12.6.25) |
| **Tackles for loss** | 1 vs. UT-Martin (8.31,24) |
| **Sacks** | 1 vs. UT-Martin (8.31.24) |
| **Interceptions** | 1, two times |



## 4
## MIKE SMITH III

Dayton, Ohio
Trotwood-Mason HS

### Defensive Back | Jr. | 5-10 | 170 | 2L

**Sophomore (2025):** Played in 12 games, starting four... Saw action at defensive back and on special teams... Recorded nine total tackles... Recorded six solo stops... Recorded one interception... Finished with one pass breakup... Recorded a season-high three tackles against **Grambling State**... Recorded a season-high two solo tackles against **Grambling State**... Recorded an interception against **Mississippi Valley State**, returning it for a touchdown.

**Freshman (2024):** Played in nine games after moving from running back to defensive back, used mainly on special teams... Recorded 11 total tackles, including seven solo stops... Recorded 0.5 tackles for loss... Recorded one pass breakup.

**High School:** Played at Trotwood-Mason High School in Trotwood, Ohio...First Team All-State (2023).

**Personal:** Son of Michael Smith II and Ladona Herd... Majoring in Business Management.

### Smith's Career Statistics

| | | Tackles | | | | | | Fumbles | |
|---|---|---|---|---|---|---|---|---|---|
| Year | G-S | TT | UT | AT | TFL | QBH | Sacks | FF | FR |
| 2024 | 9-1 | 11 | 7 | 4 | 0.5 | 0 | 0.0 | 0 | 0 |
| 2025 | 12-4 | 9 | 6 | 3 | 0.0 | 0 | 0.0 | 0 | 0 |

### Smith's Career Bests

| | |
|---|---|
| **Tackles** | 3, two times |
| **Solo Tackles** | 2 vs. Grambling State (10.25.25) |
| **Tackles for loss** | 0.5 at Alabama State (11.16.24) |
| **Interceptions** | 1 at Mississippi Valley State (11.8.25) |

## RETURNING LETTERWINNERS



# 62

## ALEX VALBEUNA

Antioch, Tenn.
Lipscomb Academy
Tennessee State

**Offensive Line | R-Sr. | 6-0 | 275 | 1L**

**Redshirt Junior (2025):** Played in three games, starting one... Helped lead an offense that averaged 480.7 yards of total offense... The offensive line helped pave the way for three running backs to go over 500 yards rushing including a 1,000-yard rusher... Helped lead an offense that finished the regular season ranked second in rushing offense, second in fourth down conversion percentage, fourth in total offense, fifth in third down conversion percentage, 11th in first down offense, 13th in sacks allowed, and 18th in scoring offense nationally.

**Before Jackson State (at Tennessee State):** Redshirted freshman year in 2022... Played as a redshirt freshman in 2023 and continued as a redshirt sophomore in 2024... Throughout his tenure, wore jersey number 51... Primarily played the guard position... Started in the game against **Southeast Missouri State**.

**High School:** Attended Lipscomb Academy in Nashville... Earned first-team all-conference... Earned all-state honors.



# 69

## DEQUARIOUS WHITE

Lexington, Miss.
Holmes County Central

**Offensive Line | R-Jr. | 6-4 | 333 | 2L**

**Redshirt Junior (2025):** Played in 10 games, starting one... Also saw action on special teams... Helped lead an offense that averaged 480.7 yards of total offense... The offensive line helped pave the way for three running backs to go over 500 yards rushing including a 1,000-yard rusher... Helped lead an offense that finished the regular season ranked second in rushing offense, second in fourth down conversion percentage, fourth in total offense, fifth in third down conversion percentage, 11th in first down offense, 13th in sacks allowed, and 18th in scoring offense nationally

**Redshirt Sophomore (2024):** Blocked for one of the most explosive offenses in FCS football, rotating between guard and center... Ranked second in red zone offense (0.963), sixth in scoring offense (36.4), eighth in rushing offense (211.9), 31st in sacks allowed (1.50), 34th in total offense (401.2), 59th in time of possession (30:09), and 81st in passing offense (189.3)... Used on special teams.

**Freshman (2023):** Did not see any action.

**High School:** Three-star recruit by 247Sports... Had offers from Arkansas State, Grambling State, and South Alabama.

## RETURNING LETTERWINNERS (GAME-BY-GAME STATISTICS)

### KEITH BASS JR. | #10

**2025 (at Jackson State)**

| Opponent | Tkls | TFL-Yds | Sks-Yds | FF | FR | INT | QBH | BRK |
|---|---|---|---|---|---|---|---|---|
| Hampton | 0 | 0-0 | 0-0 | 0 | 0 | 0 | 0 | 0 |
| at Southern Miss | 1 | 0-0 | 0-0 | 0 | 0 | 0 | 0 | 0 |
| Tuskegee | 0 | 0-0 | 0-0 | 0 | 0 | 0 | 0 | 0 |
| vs. Alabama A&M | 4 | 0-0 | 0-0 | 0 | 0 | 0 | 0 | 0 |
| vs. Grambling State | 0 | 0-0 | 0-0 | 0 | 0 | 0 | 0 | 0 |
| at MVSU | 1 | 0-0 | 0-0 | 0 | 0 | 0 | 0 | 0 |
| Bethune-Cookman | 1 | 0-0 | 0-0 | 0 | 0 | 0 | 0 | 0 |
| Alcorn State | 1 | 0-0 | 0-0 | 0 | 0 | 0 | 0 | 0 |
| Prairie View A&M | 1 | 0-0 | 0-0 | 0 | 0 | 0 | 0 | 0 |
| **Totals** | **9** | **0-0** | **0-0** | **0** | **0** | **0** | **0** | **0** |

### NATE BLOUNT IV | #2

**2025 (at Jackson State)**

| | - RUSHING - | | | | - RECEIVING - | | | |
|---|---|---|---|---|---|---|---|---|
| **Opponent** | **Att** | **Yds** | **Avg** | **TD** | **Rec** | **Yds** | **Avg** | **TD** |
| Hampton | 0 | 0 | 0.0 | 0 | 0 | 0 | 0.0 | 0 |
| at Southern Miss | 0 | 0 | 0.0 | 0 | 0 | 0 | 0.0 | 0 |
| Tuskegee | 4 | 11 | 2.8 | 0 | 0 | 0 | 0.0 | 0 |
| at Southern | 2 | 8 | 4.0 | 0 | 0 | 0 | 0.0 | 0 |
| vs. Alabama A&M | 3 | 10 | 3.3 | 0 | 0 | 0 | 0.0 | 0 |
| Alabama State | 0 | 0 | 0.0 | 0 | 0 | 0 | 0.0 | 0 |
| vs. Grambling State | 0 | 0 | 0.0 | 0 | 0 | 0 | 0.0 | 0 |
| at Florida A&M | 1 | 2 | 2.0 | 0 | 0 | 0 | 0.0 | 0 |
| at MVSU | 0 | 0 | 0.0 | 0 | 0 | 0 | 0.0 | 0 |
| Bethune-Cookman | 0 | 0 | 0.0 | 0 | 0 | 0 | 0.0 | 0 |
| Alcorn State | 0 | 0 | 0.0 | 0 | 0 | 0 | 0.0 | 0 |
| Prairie View A&M | 0 | 0 | 0.0 | 0 | 0 | 0 | 0.0 | 0 |
| **Totals** | **10** | **31** | **3.1** | **0** | **0** | **0** | **0.0** | **0** |

**2024 (at Jackson State)**

| | - RUSHING - | | | | - RECEIVING - | | | |
|---|---|---|---|---|---|---|---|---|
| **Opponent** | **Att** | **Yds** | **Avg** | **TD** | **Rec** | **Yds** | **Avg** | **TD** |
| at ULM | 0 | 0 | 0.0 | 0 | 0 | 0 | 0.0 | 0 |
| Lane | 2 | 8 | 4.0 | 0 | 0 | 0 | 0.0 | 0 |
| at Grambling State | 0 | 0 | 0.0 | 0 | 0 | 0 | 0.0 | 0 |
| MVSU | 5 | 36 | 7.2 | 0 | 0 | 0 | 0.0 | 0 |
| **Totals** | **7** | **44** | **6.3** | **0** | **0** | **0** | **0.0** | **0** |

### AMARION BROWN | #84

**2025 (at Jackson State)**

| | - RUSHING - | | | | - RECEIVING - | | | |
|---|---|---|---|---|---|---|---|---|
| **Opponent** | **Att** | **Yds** | **Avg** | **TD** | **Rec** | **Yds** | **Avg** | **TD** |
| Tuskegee | 0 | 0 | 0.0 | 0 | 0 | 0 | 0.0 | 0 |
| Alcorn State | 0 | 0 | 0.0 | 0 | 0 | 0 | 0.0 | 0 |
| **Totals** | **0** | **0** | **0.0** | **0** | **0** | **0** | **0.0** | **0** |

### VERNORRIUS CHANEY | #13

**2025 (at Jackson State)**

| Opponent | Tkls | TFL-Yds | Sks-Yds | FF | FR | INT | QBH | BRK |
|---|---|---|---|---|---|---|---|---|
| Hampton | 0 | 0-0 | 0-0 | 0 | 1 | 0 | 0 | 0 |
| at Southern Miss | 1 | 0-0 | 0-0 | 0 | 0 | 0 | 0 | 0 |
| Tuskegee | 1 | 0-0 | 0-0 | 0 | 0 | 0 | 0 | 0 |
| at Southern | 1 | 0-0 | 0-0 | 0 | 0 | 0 | 0 | 0 |
| vs. Alabama A&M | 1 | 0-0 | 0-0 | 0 | 0 | 0 | 0 | 0 |
| Alabama State | 0 | 0-0 | 0-0 | 0 | 0 | 0 | 0 | 0 |
| vs. Grambling State | 1 | 0-0 | 0-0 | 0 | 0 | 0 | 0 | 0 |
| at MVSU | 5 | 0.5-1 | 0-0 | 0 | 0 | 0 | 0 | 0 |
| Bethune-Cookman | 2 | 0-0 | 0-0 | 0 | 0 | 0 | 0 | 0 |
| Alcorn State | 1 | 0-0 | 0-0 | 0 | 0 | 0 | 0 | 0 |
| Prairie View A&M | 0 | 0-0 | 0-0 | 0 | 0 | 0 | 0 | 0 |
| **Totals** | **13** | **0.5-1** | **0-0** | **0** | **1** | **0** | **0** | **0** |

### KJ CHISHOLM JR | #17

**2025 (at Jackson State)**

| Opponent | Tkls | TFL-Yds | Sks-Yds | FF | FR | INT | QBH | BRK |
|---|---|---|---|---|---|---|---|---|
| Hampton | 2 | 0-0 | 0-0 | 0 | 0 | 0 | 0 | 0 |
| at Southern Miss | 3 | 0-0 | 0-0 | 0 | 0 | 0 | 0 | 1 |
| Tuskegee | 0 | 0-0 | 0-0 | 0 | 0 | 0 | 0 | 0 |
| at Southern | 2 | 0-0 | 0-0 | 0 | 0 | 0 | 0 | 0 |
| vs. Alabama A&M | 5 | 0-0 | 0-0 | 0 | 0 | 0 | 0 | 1 |
| vs. Grambling State | 5 | 0-0 | 0-0 | 0 | 0 | 0 | 0 | 0 |
| at Florida A&M | 1 | 0-0 | 0-0 | 0 | 0 | 0 | 0 | 1 |
| at MVSU | 1 | 0-0 | 0-0 | 0 | 0 | 0 | 0 | 0 |
| Bethune-Cookman | 3 | 0-0 | 0-0 | 0 | 0 | 0 | 0 | 1 |
| Alcorn State | 6 | 1.0-4 | 0-0 | 0 | 0 | 0 | 0 | 0 |
| Prairie View A&M | 3 | 0-0 | 0-0 | 0 | 0 | 0 | 0 | 1 |
| **Totals** | **34** | **1.0-4** | **0-0** | **0** | **0** | **0** | **0** | **5** |

**2024 (at Jackson State)**

| Opponent | Tkls | TFL-Yds | Sks-Yds | FF | FR | INT | QBH | BRK |
|---|---|---|---|---|---|---|---|---|
| Lane | 1 | 0-0 | 0-0 | 0 | 0 | 0 | 0 | 1 |
| Southern | 2 | 0-0 | 0-0 | 0 | 0 | 0 | 0 | 0 |
| at Grambling State | 6 | 0.5-1 | 0-0 | 0 | 0 | 0 | 0 | 1 |
| vs Alabama A&M | 3 | 1.0-3 | 0-0 | 0 | 0 | 0 | 0 | 4 |
| Florida A&M | 1 | 0-0 | 0-0 | 0 | 0 | 0 | 0 | 0 |
| at Bethune-Cookman | 4 | 0-0 | 0-0 | 0 | 0 | 0 | 0 | 0 |
| UAPB | 0 | 0-0 | 0-0 | 0 | 0 | 0 | 0 | 0 |
| MVSU | 3 | 0-0 | 0-0 | 0 | 0 | 0 | 0 | 0 |
| at Alabama State | 0 | 0-0 | 0-0 | 0 | 0 | 0 | 0 | 0 |
| vs South Carolina St | 4 | 0-0 | 0-0 | 0 | 0 | 0 | 0 | 0 |
| **Totals** | **24** | **1.5-4** | **0-0** | **0** | **0** | **0** | **0** | **6** |

### KYE COLLINS | #39

**2025 (at Jackson State)**

| Opponent | No. | Yds | Avg | Lg | TB | FC | I20 | 50+ |
|---|---|---|---|---|---|---|---|---|
| at Southern Miss | 0 | 0 | 0.0 | 0 | 0 | 0 | 0 | 0 |
| Tuskegee | 3 | 112 | 37.3 | 41 | 0 | 1 | 1 | 0 |
| vs. Alabama A&M | 0 | 0 | 0.0 | 0 | 0 | 0 | 0 | 0 |
| Alabama State | 0 | 0 | 0.0 | 0 | 0 | 0 | 0 | 0 |
| Grambling State | 0 | 0 | 0.0 | 0 | 0 | 0 | 0 | 0 |
| at Florida A&M | 0 | 0 | 0.0 | 0 | 0 | 0 | 0 | 0 |
| at MVSU | 0 | 0 | 0.0 | 0 | 0 | 0 | 0 | 0 |
| Bethune-Cookman | 4 | 150 | 37.5 | 41 | 0 | 3 | 3 | 0 |
| Alcorn State | 3 | 126 | 42.0 | 45 | 0 | 1 | 0 | 0 |
| Prairie View A&M | 4 | 171 | 42.8 | 51 | 0 | 1 | 1 | 1 |
| **Totals** | **14** | **559** | **39.9** | **51** | **0** | **6** | **5** | **1** |

### STANLEY COOKS II | #94

**2025 (at Jackson State)**

| Opponent | Tkls | TFL-Yds | Sks-Yds | FF | FR | INT | QBH | BRK |
|---|---|---|---|---|---|---|---|---|
| Hampton | 3 | 1.0-10 | 1.0-10 | 0 | 0 | 0 | 0 | 0 |
| at Southern Miss | 3 | 0.5-1 | 0-0 | 0 | 0 | 0 | 0 | 0 |

## RETURNING LETTERWINNERS (GAME-BY-GAME STATISTICS)

| | | | | | | | | |
|---|---|---|---|---|---|---|---|---|
| Tuskegee | 0 | 0-0 | 0-0 | 0 | 0 | 0 | 0 | 0 |
| at Southern | 1 | 1.0-1 | 0-0 | 0 | 0 | 0 | 0 | 0 |
| vs. Alabama A&M | 2 | 0-0 | 0-0 | 0 | 0 | 0 | 0 | 0 |
| Alabama State | 0 | 0-0 | 0-0 | 0 | 0 | 0 | 0 | 0 |
| vs. Grambling State | 2 | 0.5-0 | 0-0 | 0 | 0 | 0 | 0 | 0 |
| at Florida A&M | 0 | 0-0 | 0-0 | 0 | 0 | 0 | 0 | 0 |
| at MVSU | 1 | 0-0 | 0-0 | 0 | 0 | 0 | 0 | 0 |
| Bethune-Cookman | 0 | 0-0 | 0-0 | 0 | 0 | 0 | 0 | 0 |
| Alcorn State | 0 | 0-0 | 0-0 | 0 | 0 | 0 | 0 | 0 |
| Prairie View A&M | 0 | 0-0 | 0-0 | 0 | 0 | 0 | 0 | 0 |
| **Totals** | **12** | **3.0-12** | **1.0-10** | **0** | **0** | **0** | **0** | **0** |

**2024 (at Jackson State)**

| Opponent | Tkls | TFL-Yds | Sks-Yds | FF | FR | INT | QBH | BRK |
|---|---|---|---|---|---|---|---|---|
| Southern | 0 | 0-0 | 0-0 | 0 | 0 | 0 | 0 | 0 |
| at Grambling State | 0 | 0-0 | 0-0 | 0 | 0 | 0 | 0 | 0 |
| at Texas Southern | 0 | 0-0 | 0-0 | 0 | 0 | 0 | 0 | 0 |
| vs Alabama A&M | 0 | 0-0 | 0-0 | 0 | 0 | 0 | 0 | 0 |
| UAPB | 0 | 0-0 | 0-0 | 0 | 0 | 0 | 0 | 0 |
| MVSU | 0 | 0-0 | 0-0 | 0 | 0 | 0 | 0 | 0 |
| at Alabama State | 0 | 0-0 | 0-0 | 0 | 0 | 0 | 0 | 0 |
| at Alcorn State | 0 | 0-0 | 0-0 | 0 | 0 | 0 | 0 | 0 |
| **Totals** | **0** | **0-0** | **0-0** | **0** | **0** | **0** | **0** | **0** |

## TREVON EVANS | #35

**2025 (at Jackson State)**

| Opponent | Tkls | TFL-Yds | Sks-Yds | FF | FR | INT | QBH | BRK |
|---|---|---|---|---|---|---|---|---|
| at MVSU | 0 | 0-0 | 0-0 | 0 | 0 | 0 | 0 | 0 |
| Bethune-Cookman | 1 | 0-0 | 0-0 | 0 | 0 | 0 | 0 | 0 |
| Alcorn State | 0 | 0-0 | 0-0 | 0 | 0 | 0 | 0 | 0 |
| **Totals** | **1** | **0-0** | **0-0** | **0** | **0** | **0** | **0** | **0** |

## KAM EVANS | #29

**2025 (at Jackson State)**

| Opponent | Tkls | TFL-Yds | Sks-Yds | FF | FR | INT | QBH | BRK |
|---|---|---|---|---|---|---|---|---|
| Tuskegee | 1 | 0-0 | 0-0 | 0 | 0 | 0 | 0 | 0 |
| at Southern | 2 | 0-0 | 0-0 | 0 | 0 | 0 | 0 | 0 |
| vs. Alabama A&M | 2 | 0-0 | 0-0 | 0 | 0 | 0 | 0 | 0 |
| Alabama State | 0 | 0-0 | 0-0 | 0 | 0 | 0 | 0 | 0 |
| **Totals** | **5** | **0-0** | **0-0** | **0** | **0** | **0** | **0** | **0** |

## JOANES FORTILIEN | #6

**2025 (at Jackson State)**

| | | - RUSHING - | | | | - RECEIVING - | | |
|---|---|---|---|---|---|---|---|---|
| Opponent | Att | Yds | Avg | TD | Rec | Yds | Avg | TD |
| Hampton | 0 | 0 | 0.0 | 0 | 5 | 43 | 8.6 | 0 |
| at Southern Miss | 0 | 0 | 0.0 | 0 | 0 | 0 | 0.0 | 0 |
| **Totals** | **0** | **0** | **0.0** | **0** | **5** | **43** | **8.6** | **0** |

**2024 (at Jackson State)**

| | | - RUSHING - | | | | - RECEIVING - | | |
|---|---|---|---|---|---|---|---|---|
| Opponent | Att | Yds | Avg | TD | Rec | Yds | Avg | TD |
| at ULM | 0 | 0 | 0.0 | 0 | 2 | 51 | 25.5 | 1 |
| Lane | 0 | 0 | 0.0 | 0 | 2 | 38 | 18.0 | 1 |
| Southern | 0 | 0 | 0.0 | 0 | 3 | 60 | 20.0 | 0 |
| at Grambling State | 0 | 0 | 0.0 | 0 | 3 | 91 | 30.3 | 1 |
| at Texas Southern | 0 | 0 | 0.0 | 0 | 4 | 62 | 15.5 | 1 |
| vs Alabama A&M | 0 | 0 | 0.0 | 0 | 6 | 83 | 13.8 | 2 |
| Florida A&M | 0 | 0 | 0.0 | 0 | 3 | 26 | 8.7 | 0 |
| at Bethune-Cookman | 0 | 0 | 0.0 | 0 | 4 | 47 | 11.8 | 1 |
| UAPB | 0 | 0 | 0.0 | 0 | 1 | 11 | 11.0 | 0 |
| at Alabama State | 0 | 0 | 0.0 | 0 | 1 | 1 | 1.0 | 0 |
| at Alcorn State | 0 | 0 | 0.0 | 0 | 4 | 91 | 22.8 | 1 |
| Southern | 0 | 0 | 0.0 | 0 | 2 | 23 | 11.5 | 1 |
| vs South Carolina St | 0 | 0 | 0.0 | 0 | 6 | 43 | 7.2 | 2 |
| **Totals** | **0** | **0** | **0.0** | **0** | **41** | **627** | **15.3** | **11** |

**2023 (at Jackson State)**

| | | - RUSHING - | | | | - RECEIVING - | | |
|---|---|---|---|---|---|---|---|---|
| Opponent | Att | Yds | Avg | TD | Rec | Yds | Avg | TD |
| at Southern | 0 | 0 | 0.0 | 0 | 0 | 0 | 0.0 | 0 |
| at Texas State | 0 | 0 | 0.0 | 0 | 1 | 4 | 4.0 | 0 |
| Bethune-Cookman | 0 | 0 | 0.0 | 0 | 0 | 0 | 0.0 | 0 |
| vs Alabama A&M | 0 | 0 | 0.0 | 0 | 0 | 0 | 0.0 | 0 |
| Alabama State | 0 | 0 | 0.0 | 0 | 0 | 0 | 0.0 | 0 |
| MVSU | 1 | 11 | 11.0 | 0 | 2 | 25 | 12.5 | 1 |
| UAPB | 0 | 0 | 0.0 | 0 | 1 | 4 | 4.0 | 0 |
| Texas Southern | 0 | 0 | 0.0 | 0 | 0 | 0 | 0.0 | 0 |
| **Totals** | **1** | **11** | **11.0** | **0** | **4** | **33** | **8.3** | **1** |

## J'CORI HARGON | #9

**2025 (at Jackson State)**

| Opponent | Tkls | TFL-Yds | Sks-Yds | FF | FR | INT | QBH | BRK |
|---|---|---|---|---|---|---|---|---|
| Hampton | 3 | 1.5-8 | 0-0 | 0 | 0 | 0 | 0 | 0 |
| at Southern Miss | 4 | 0.5-0 | 0-0 | 0 | 0 | 0 | 0 | 0 |
| Tuskegee | 6 | 1.0-4 | 0-0 | 0 | 0 | 0 | 0 | 0 |
| at Southern | 3 | 0.5-0 | 0-0 | 0 | 0 | 0 | 0 | 0 |
| vs. Alabama A&M | 6 | 0-0 | 0-0 | 0 | 0 | 0 | 0 | 0 |
| Alabama State | 2 | 0-0 | 0-0 | 0 | 0 | 0 | 0 | 0 |
| vs. Grambling State | 0 | 0-0 | 0-0 | 0 | 0 | 0 | 0 | 0 |
| at Florida A&M | 1 | 0-0 | 0-0 | 0 | 0 | 0 | 0 | 0 |
| at MVSU | 0 | 0-0 | 0-0 | 0 | 0 | 0 | 0 | 0 |
| Bethune-Cookman | 2 | 0-0 | 0-0 | 0 | 0 | 0 | 0 | 0 |
| Alcorn State | 3 | 0-0 | 0-0 | 0 | 0 | 0 | 0 | 0 |
| Prairie View A&M | 3 | 0-0 | 0-0 | 0 | 0 | 0 | 0 | 0 |
| **Totals** | **33** | **3.5-12** | **0-0** | **0** | **0** | **0** | **0** | **0** |

**2024 (at Jackson State)**

| Opponent | Tkls | TFL-Yds | Sks-Yds | FF | FR | INT | QBH | BRK |
|---|---|---|---|---|---|---|---|---|
| at ULM | 0 | 0-0 | 0-0 | 0 | 0 | 0 | 0 | 0 |
| at Texas Southern | 0 | 0-0 | 0-0 | 0 | 0 | 0 | 0 | 0 |
| MVSU | 2 | 0-0 | 0-0 | 0 | 0 | 0 | 0 | 0 |
| at Alabama State | 1 | 0-0 | 0-0 | 0 | 0 | 0 | 0 | 0 |
| at Alcorn State | 6 | 0-0 | 0-0 | 0 | 0 | 0 | 0 | 0 |
| Southern | 1 | 0-0 | 0-0 | 0 | 0 | 0 | 0 | 0 |
| vs South Carolina St | 1 | 0-0 | 0-0 | 0 | 0 | 0 | 0 | 0 |
| **Totals** | **11** | **0-0** | **0-0** | **0** | **0** | **0** | **0** | **0** |

# RETURNING LETTERWINNERS (GAME-BY-GAME STATISTICS)

## CARMELO JONES | #2

**2025 (at Jackson State)**

| Opponent | Tkls | TFL-Yds | Sks-Yds | FF | FR | INT | QBH | BRK |
|---|---|---|---|---|---|---|---|---|
| Hampton | 5 | 1.0-2 | 0-0 | 0 | 0 | 0 | 0 | 0 |
| at Southern Miss | 7 | 0-0 | 0-0 | 0 | 0 | 0 | 0 | 0 |
| Tuskegee | 4 | 0.5-1 | 0-0 | 0 | 0 | 0 | 0 | 0 |
| at Southern | 3 | 0.5-0 | 0-0 | 0 | 0 | 0 | 0 | 0 |
| Alabama State | 1 | 0-0 | 0-0 | 0 | 0 | 0 | 0 | 0 |
| vs. Grambling State | 5 | 0-0 | 0-0 | 0 | 0 | 0 | 0 | 0 |
| at Florida A&M | 3 | 1.0-3 | 0-0 | 0 | 0 | 0 | 0 | 0 |
| at MVSU | 3 | 0.5-2 | 0-0 | 0 | 0 | 0 | 0 | 1 |
| Bethune-Cookman | 1 | 0-0 | 0-0 | 0 | 0 | 0 | 1 | 0 |
| Alcorn State | 3 | 0.5-0 | 0-0 | 0 | 0 | 0 | 0 | 0 |
| Prairie View A&M | 1 | 0.5-1 | 0-0 | 0 | 0 | 0 | 0 | 0 |
| **Totals** | **36** | **4.5-9** | **0-0** | **0** | **0** | **0** | **1** | **1** |

## JABARI JONES | #4

**2025 (at Jackson State)**

| | - RUSHING - | | | | - RECEIVING - | | | |
|---|---|---|---|---|---|---|---|---|
| **Opponent** | **Att** | **Yds** | **Avg** | **TD** | **Rec** | **Yds** | **Avg** | **TD** |
| Hampton | 0 | 0 | 0.0 | 0 | 0 | 0 | 0.0 | 0 |
| at Southern Miss | 0 | 0 | 0.0 | 0 | 0 | 0 | 0.0 | 0 |
| Tuskegee | 0 | 0 | 0.0 | 0 | 0 | 0 | 0.0 | 0 |
| at Southern | 0 | 0 | 0.0 | 0 | 0 | 0 | 0.0 | 0 |
| vs. Grambling State | 0 | 0 | 0.0 | 0 | 0 | 0 | 0.0 | 0 |
| at MVSU | 0 | 0 | 0.0 | 0 | 0 | 0 | 0.0 | 0 |
| Bethune-Cookman | 0 | 0 | 0.0 | 0 | 0 | 0 | 0.0 | 0 |
| Alcorn State | 0 | 0 | 0.0 | 0 | 0 | 0 | 0.0 | 0 |
| Prairie View A&M | 0 | 0 | 0.0 | 0 | 0 | 0 | 0.0 | 0 |
| **Totals** | **0** | **0** | **0.0** | **0** | **0** | **0** | **0.0** | **0** |

## CHRIS LEVY | #43

**2025 (at Jackson State)**

| Opponent | Tkls | TFL-Yds | Sks-Yds | FF | FR | INT | QBH | BRK |
|---|---|---|---|---|---|---|---|---|
| Hampton | 0 | 0-0 | 0-0 | 0 | 0 | 0 | 0 | 0 |
| Bethune-Cookman | 0 | 0-0 | 0-0 | 0 | 0 | 0 | 0 | 0 |
| Alcorn State | 0 | 0-0 | 0-0 | 0 | 0 | 0 | 0 | 0 |
| Prairie View A&M | 0 | 0-0 | 0-0 | 0 | 0 | 0 | 0 | 0 |
| **Totals** | **0** | **0-0** | **0-0** | **0** | **0** | **0** | **0** | **0** |

## JARED LOCKHART | #11

**2025 (at Jackson State)**

| | - RUSHING - | | | | - PASSING - | | |
|---|---|---|---|---|---|---|---|
| **Opponent** | **Att** | **Yds** | **Avg** | **TD** | **C-A-I** | **Yds** | **TD** |
| Tuskegee | 12 | 44 | 3.7 | 2 | 15-21-1 | 254 | 1 |
| vs. Grambling State | 7 | 44 | 6.3 | 1 | 4-9-0 | 103 | 1 |
| at Florida A&M | 8 | 37 | 4.7 | 0 | 5-10-0 | 104 | 1 |
| at MVSU | 8 | 30 | 3.8 | 0 | 21-27-0 | 241 | 2 |
| Bethune-Cookman | 8 | 33 | 4.1 | 0 | 12-21-1 | 160 | 1 |
| Alcorn State | 12 | 8 | 0.7 | 0 | 15-17-0 | 194 | 1 |
| Prairie View A&M | 2 | -7 | -3.5 | 0 | 6-9-1 | 156 | 1 |
| **Total** | **57** | **189** | **3.3** | **3** | **78-114-3** | **1212** | **8** |

## KENZAVIUS LUNDY | #25

**2025 (at Jackson State)**

| Opponent | Tkls | TFL-Yds | Sks-Yds | FF | FR | INT | QBH | BRK |
|---|---|---|---|---|---|---|---|---|
| Tuskegee | 1 | 0-0 | 0-0 | 0 | 0 | 0 | 0 | 0 |
| at Southern | 1 | 0-0 | 0-0 | 0 | 0 | 0 | 0 | 0 |
| Alabama State | 0 | 0-0 | 0-0 | 0 | 0 | 0 | 0 | 0 |
| vs. Grambling State | 0 | 0-0 | 0-0 | 0 | 0 | 0 | 0 | 0 |
| at MVSU | 1 | 0-0 | 0-0 | 0 | 0 | 0 | 0 | 0 |
| Bethune-Cookman | 0 | 0-0 | 0-0 | 0 | 0 | 0 | 0 | 0 |
| Alcorn State | 0 | 0-0 | 0-0 | 0 | 0 | 0 | 0 | 0 |
| Prairie View A&M | 0 | 0-0 | 0-0 | 0 | 0 | 0 | 0 | 0 |
| **Totals** | **3** | **0-0** | **0-0** | **0** | **0** | **0** | **0** | **0** |

## EMARI MATTHEWS | #9

**2025 (at Jackson State)**

| | - RUSHING - | | | | - RECEIVING - | | | |
|---|---|---|---|---|---|---|---|---|
| **Opponent** | **Att** | **Yds** | **Avg** | **TD** | **Rec** | **Yds** | **Avg** | **TD** |
| Hampton | 4 | 7 | 1.8 | 1 | 0 | 0 | 0.0 | 0 |
| at Southern Miss | 4 | 29 | 7.3 | 1 | 0 | 0 | 0.0 | 0 |
| at Southern | 1 | 0 | 0.0 | 0 | 0 | 0 | 0.0 | 0 |
| vs. Alabama A&M | 2 | 4 | 2.0 | 1 | 0 | 0 | 0.0 | 0 |
| Alabama State | 2 | 2 | 1.0 | 0 | 0 | 0 | 0.0 | 0 |
| vs. Grambling State | 0 | 0 | 0.0 | 0 | 0 | 0 | 0.0 | 0 |
| at Florida A&M | 1 | 0 | 0.0 | 0 | 0 | 0 | 0.0 | 0 |
| at MVSU | 0 | 0 | 0.0 | 0 | 0 | 0 | 0.0 | 0 |
| Bethune-Cookman | 0 | 0 | 0.0 | 0 | 0 | 0 | 0.0 | 0 |
| Alcorn State | 0 | 0 | 0.0 | 0 | 0 | 0 | 0.0 | 0 |
| Prairie View A&M | 0 | 0 | 0.0 | 0 | 0 | 0 | 0.0 | 0 |
| **Totals** | **14** | **42** | **3.0** | **3** | **0** | **0** | **0.0** | **0** |

**2024 (at Jackson State)**

| | - RUSHING - | | | | - RECEIVING - | | | |
|---|---|---|---|---|---|---|---|---|
| **Opponent** | **Att** | **Yds** | **Avg** | **TD** | **Rec** | **Yds** | **Avg** | **TD** |
| at ULM | 0 | 0 | 0.0 | 0 | 0 | 0 | 0.0 | 0 |
| Lane | 2 | 24 | 12.0 | 0 | 0 | 0 | 0.0 | 0 |
| Southern | 4 | 12 | 3.0 | 0 | 0 | 0 | 0.0 | 0 |
| at Grambling State | 0 | 0 | 0.0 | 0 | 1 | 0 | 0.0 | 0 |
| at Texas Southern | 3 | 9 | 3.0 | 0 | 0 | 0 | 0.0 | 0 |
| vs Alabama A&M | 0 | 0 | 0.0 | 0 | 0 | 0 | 0.0 | 0 |
| Florida A&M | 5 | 22 | 4.4 | 2 | 0 | 0 | 0.0 | 0 |
| at Bethune-Cookman | 7 | 43 | 6.1 | 0 | 0 | 0 | 0.0 | 0 |
| UAPB | 6 | 21 | 3.5 | 0 | 0 | 0 | 0.0 | 0 |
| MVSU | 7 | 4 | 0.6 | 0 | 1 | 10 | 10.0 | 0 |
| at Alabama State | 1 | 4 | 4.0 | 0 | 0 | 0 | 0.0 | 0 |
| at Alcorn State | 5 | 15 | 3.0 | 0 | 0 | 0 | 0.0 | 0 |
| Southern | 1 | 2 | 2.0 | 1 | 0 | 0 | 0.0 | 0 |
| vs South Carolina St | 11 | 55 | 5.0 | 0 | 0 | 0 | 0.0 | 0 |
| **Totals** | **52** | **211** | **4.1** | **3** | **2** | **10** | **5.0** | **0** |

**2023 (at Jackson State)**

| | - RUSHING - | | | | - RECEIVING - | | | |
|---|---|---|---|---|---|---|---|---|
| **Opponent** | **Att** | **Yds** | **Avg** | **TD** | **Rec** | **Yds** | **Avg** | **TD** |
| vs Florida A&M | 0 | 0 | 0.0 | 0 | 0 | 0 | 0.0 | 0 |
| Bethune-Cookman | 0 | 0 | 0.0 | 0 | 0 | 0 | 0.0 | 0 |
| vs Florida A&M | 0 | 0 | 0.0 | 0 | 0 | 0 | 0.0 | 0 |
| Texas Southern | 0 | 0 | 0.0 | 0 | 0 | 0 | 0.0 | 0 |
| Alcorn State | 0 | 0 | 0.0 | 0 | 0 | 0 | 0.0 | 0 |

## RETURNING LETTERWINNERS (GAME-BY-GAME STATISTICS)

| | | | | | | | | |
|---|---|---|---|---|---|---|---|---|
| **Totals** | **0** | **0** | **0.0** | **0** | **0** | **0** | **0.0** | **0** |

### BRYCE OWENS | #57

**2025 (at Jackson State)**

| Opponent | Tkls | TFL-Yds | Sks-Yds | FF | FR | INT | QBH | BRK |
|---|---|---|---|---|---|---|---|---|
| Hampton | 0 | 0-0 | 0-0 | 0 | 0 | 0 | 0 | 0 |
| at Southern Miss | 0 | 0-0 | 0-0 | 0 | 0 | 0 | 0 | 0 |
| vs. Alabama A&M | 0 | 0-0 | 0-0 | 0 | 0 | 0 | 0 | 0 |
| **Totals** | **0** | **0-0** | **0-0** | **0** | **0** | **0** | **0** | **0** |

### WAYNE PATTERSON | #33

**2025 (at Jackson State)**

| Opponent | Tkls | TFL-Yds | Sks-Yds | FF | FR | INT | QBH | BRK |
|---|---|---|---|---|---|---|---|---|
| Hampton | 0 | 0-0 | 0-0 | 0 | 0 | 0 | 0 | 0 |
| Tuskegee | 0 | 0-0 | 0-0 | 0 | 0 | 0 | 0 | 0 |
| vs. Alabama A&M | 0 | 0-0 | 0-0 | 0 | 0 | 0 | 0 | 0 |
| Alabama State | 0 | 0-0 | 0-0 | 0 | 0 | 0 | 0 | 0 |
| **Totals** | **0** | **0-0** | **0-0** | **0** | **0** | **0** | **0** | **0** |

### KOBE PAUL | #5

**2025 (at Jackson State)**

| | - RUSHING - | | | | - RECEIVING - | | | |
|---|---|---|---|---|---|---|---|---|
| Opponent | Att | Yds | Avg | TD | Rec | Yds | Avg | TD |
| Hampton | 0 | 0 | 0.0 | 0 | 0 | 0 | 0.0 | 0 |
| at Southern Miss | 0 | 0 | 0.0 | 0 | 2 | 23 | 11.5 | 0 |
| Tuskegee | 0 | 0 | 0.0 | 0 | 5 | 75 | 15.0 | 0 |
| at Southern | 0 | 0 | 0.0 | 0 | 0 | 0 | 0.0 | 0 |
| vs. Alabama A&M | 0 | 0 | 0.0 | 0 | 0 | 0 | 0.0 | 0 |
| Alabama State | 0 | 0 | 0.0 | 0 | 0 | 0 | 0.0 | 0 |
| vs. Grambling State | 0 | 0 | 0.0 | 0 | 2 | 35 | 17.5 | 0 |
| at Florida A&M | 0 | 0 | 0.0 | 0 | 1 | 20 | 20.0 | 0 |
| at MVSU | 0 | 0 | 0.0 | 0 | 1 | 10 | 10.0 | 0 |
| Bethune-Cookman | 0 | 0 | 0.0 | 0 | 0 | 0 | 0.0 | 0 |
| Alcorn State | 0 | 0 | 0.0 | 0 | 1 | 5 | 5.0 | 0 |
| Prairie View A&M | 1 | 2 | 2.0 | 0 | 1 | 2 | 2.0 | 0 |
| **Totals** | **1** | **2** | **2.0** | **0** | **13** | **170** | **13.1** | **0** |

**2024 (at Jackson State)**

| | - RUSHING - | | | | - RECEIVING - | | | |
|---|---|---|---|---|---|---|---|---|
| Opponent | Att | Yds | Avg | TD | Rec | Yds | Avg | TD |
| at ULM | 0 | 0 | 0.0 | 0 | 2 | 24 | 12.0 | 0 |
| Lane | 0 | 0 | 0.0 | 0 | 3 | 17 | 5.7 | 1 |
| Southern | 0 | 0 | 0.0 | 0 | 1 | 8 | 8.0 | 0 |
| **Totals** | **0** | **0** | **0.0** | **0** | **6** | **49** | **8.1** | **1** |

**2023 (at Jackson State)**

| | - RUSHING - | | | | - RECEIVING - | | | |
|---|---|---|---|---|---|---|---|---|
| Opponent | Att | Yds | Avg | TD | Rec | Yds | Avg | TD |
| vs South Carolina St. | 0 | 0 | 0.0 | 0 | 0 | 0 | 0.0 | 0 |
| vs Florida A&M | 0 | 0 | 0.0 | 0 | 1 | 12 | 12.0 | 0 |
| at Southern | 0 | 0 | 0.0 | 0 | 1 | 15 | 15.0 | 0 |
| at Texas State | 0 | 0 | 0.0 | 0 | 2 | 54 | 27.0 | 0 |
| Bethune-Cookman | 0 | 0 | 0.0 | 0 | 0 | 0 | 0.0 | 0 |
| vs Alabama A&M | 0 | 0 | 0.0 | 0 | 0 | 0 | 0.0 | 0 |
| Alabama State | 0 | 0 | 0.0 | 0 | 4 | 53 | 13.3 | 0 |
| at MVSU | 0 | 0 | 0.0 | 0 | 1 | 8 | 8.0 | 0 |
| at UAPB | 0 | 0 | 0.0 | 0 | 3 | 22 | 7.3 | 0 |
| Texas Southern | 0 | 0 | 0.0 | 0 | 4 | 60 | 15.0 | 0 |
| Alcorn State | 0 | 0 | 0.0 | 0 | 5 | 35 | 7.0 | 0 |
| **Totals** | **0** | **0** | **0.0** | **0** | **21** | **259** | **12.3** | **0** |

**2022 (at Jackson State)**

| | - RUSHING - | | | | - RECEIVING - | | | |
|---|---|---|---|---|---|---|---|---|
| Opponent | Att | Yds | Avg | TD | Rec | Yds | Avg | TD |
| Grambling State | 0 | 0 | 0.0 | 0 | 0 | 0 | 0.0 | 0 |
| MVSU | 0 | 0 | 0.0 | 0 | 0 | 0 | 0.0 | 0 |
| **Totals** | **0** | **0** | **0.0** | **0** | **0** | **0** | **0.0** | **0** |

### NATE REMBERT | #3

**2025 (at Jackson State)**

| | - RUSHING - | | | | - RECEIVING - | | | |
|---|---|---|---|---|---|---|---|---|
| Opponent | Att | Yds | Avg | TD | Rec | Yds | Avg | TD |
| Hampton | 1 | 10 | 10.0 | 0 | 4 | 31 | 7.8 | 0 |
| at Southern Miss | 1 | 2 | 2.0 | 0 | 4 | 64 | 16.0 | 0 |
| Tuskegee | 0 | 0 | 0.0 | 0 | 2 | -2 | -1.0 | 0 |
| at Southern | 0 | 0 | 0.0 | 0 | 5 | 102 | 20.2 | 1 |
| vs. Alabama A&M | 0 | 0 | 0.0 | 0 | 3 | 45 | 15.0 | 0 |
| Alabama State | 0 | 0 | 0.0 | 0 | 2 | 31 | 15.5 | 1 |
| vs. Grambling State | 2 | 16 | 8.0 | 0 | 4 | 126 | 31.5 | 1 |
| at Florida A&M | 1 | 40 | 40.0 | 1 | 2 | 48 | 24.0 | 1 |
| at MVSU | 0 | 0 | 0.0 | 0 | 6 | 97 | 16.2 | 2 |
| Bethune-Cookman | 0 | 0 | 0.0 | 0 | 3 | 28 | 9.3 | 0 |
| Alcorn State | 1 | 6 | 6.0 | 0 | 7 | 120 | 17.1 | 1 |
| Prairie View A&M | 0 | 0 | 0.0 | 0 | 4 | 80 | 20.0 | 0 |
| **Totals** | **6** | **74** | **12.3** | **1** | **46** | **770** | **13.8** | **7** |

**2024 (at Mississippi Valley State)**

| | - RUSHING - | | | | - RECEIVING - | | | |
|---|---|---|---|---|---|---|---|---|
| Opponent | Att | Yds | Avg | TD | Rec | Yds | Avg | TD |
| at Tennessee State | 0 | 0 | 0.0 | 0 | 4 | 81 | 20.3 | 1 |
| at Lamar | 1 | 16 | 16.0 | 0 | 9 | 95 | 10.5 | 0 |
| at Murray State | 1 | 6 | 6.0 | 0 | 7 | 49 | 7.0 | 0 |
| at Nicholls | 1 | 0 | 0.0 | 0 | 6 | 106 | 17.7 | 0 |
| Alcorn State | 3 | 22 | 7.3 | 0 | 4 | 44 | 11.0 | 0 |
| at Alabama State | 0 | 0 | 0.0 | 0 | 0 | 0 | 0.0 | 0 |
| Bethune-Cookman | 0 | 0 | 0.0 | 0 | 7 | 111 | 15.9 | 0 |
| at UAPB | 1 | -8 | -8.0 | 0 | 8 | 69 | 8.7 | 0 |
| Prairie View A&M | 1 | -3 | -3.0 | 0 | 7 | 163 | 23.3 | 1 |
| at Jackson State | 1 | 3 | 3.0 | 0 | 6 | 83 | 13.8 | 0 |
| at Florida A&M | 1 | -8 | -8.0 | 0 | 7 | 130 | 18.6 | 1 |
| Alabama A&M | 1 | -8 | -8.0 | 0 | 5 | 107 | 21.4 | 1 |
| **Totals** | **11** | **20** | **1.8** | **0** | **70** | **1038** | **14.8** | **4** |

**2023 (at Edward Waters)**

| | - RUSHING - | | | | - RECEIVING - | | | |
|---|---|---|---|---|---|---|---|---|
| Opponent | Att | Yds | Avg | TD | Rec | Yds | Avg | TD |
| Benedict | 0 | 0 | 0.0 | 0 | 1 | 14 | 14.0 | 0 |
| at Fort Valley State | 1 | 14 | 14.0 | 0 | 6 | 117 | 19.5 | 2 |
| Morehouse | 0 | 0 | 0.0 | 0 | 3 | 85 | 28.3 | 1 |
| at Savannah State | 0 | 0 | 0.0 | 0 | 2 | 48 | 24.0 | 0 |
| Lane | 1 | 5 | 5.0 | 0 | 5 | 160 | 32.0 | 3 |

## RETURNING LETTERWINNERS (GAME-BY-GAME STATISTICS)

| | | | | | | | | |
|---|---|---|---|---|---|---|---|---|
| at Tuskegee | 0 | 0 | 0.0 | 0 | 4 | 123 | 30.7 | 1 |
| Albany State | 0 | 0 | 0.0 | 0 | 4 | 79 | 19.8 | 0 |
| at Allen | 0 | 0 | 0.0 | 0 | 4 | 62 | 15.5 | 1 |
| Virginia Lynchburg | 0 | 0 | 0.0 | 0 | 3 | 42 | 14.0 | 0 |
| **Totals** | **2** | **19** | **9.5** | **0** | **32** | **730** | **22.8** | **8** |

## JENCY RILEY JR. | #81

**2025 (at Jackson State)**

| | - RUSHING - | | | | - RECEIVING - | | | |
|---|---|---|---|---|---|---|---|---|
| **Opponent** | **Att** | **Yds** | **Avg** | **TD** | **Rec** | **Yds** | **Avg** | **TD** |
| Hampton | 0 | 0 | 0.0 | 0 | 2 | 26 | 13.0 | 0 |
| at Southern Miss | 0 | 0 | 0.0 | 0 | 0 | 0 | 0.0 | 0 |
| Tuskegee | 0 | 0 | 0.0 | 0 | 0 | 0 | 0.0 | 0 |
| at Southern | 0 | 0 | 0.0 | 0 | 2 | 39 | 19.5 | 0 |
| vs. Alabama A&M | 0 | 0 | 0.0 | 0 | 1 | 10 | 10.0 | 0 |
| Alabama State | 0 | 0 | 0.0 | 0 | 4 | 27 | 6.8 | 1 |
| vs. Grambling State | 0 | 0 | 0.0 | 0 | 0 | 0 | 0.0 | 0 |
| at Florida A&M | 0 | 0 | 0.0 | 0 | 1 | 10 | 10.0 | 0 |
| at MVSU | 0 | 0 | 0.0 | 0 | 3 | 33 | 11.0 | 0 |
| Bethune-Cookman | 0 | 0 | 0.0 | 0 | 2 | 16 | 8.0 | 0 |
| Alcorn State | 0 | 0 | 0.0 | 0 | 1 | 8 | 8.0 | 0 |
| Prairie View A&M | 0 | 0 | 0.0 | 0 | 0 | 0 | 0.0 | 0 |
| **Totals** | **0** | **0** | **0.0** | **0** | **16** | **169** | **10.6** | **1** |

**2023 (at Jackson State)**

| | - RUSHING - | | | | - RECEIVING - | | | |
|---|---|---|---|---|---|---|---|---|
| **Opponent** | **Att** | **Yds** | **Avg** | **TD** | **Rec** | **Yds** | **Avg** | **TD** |
| vs South Carolina St. | 0 | 0 | 0.0 | 0 | 1 | 35 | 35.0 | 1 |
| vs Florida A&M | 0 | 0 | 0.0 | 0 | 2 | 17 | 8.5 | 0 |
| at Southern | 0 | 0 | 0.0 | 0 | 1 | 12 | 12.0 | 0 |
| at Texas State | 0 | 0 | 0.0 | 0 | 3 | 24 | 8.0 | 0 |
| Bethune-Cookman | 0 | 0 | 0.0 | 0 | 0 | 0 | 0.0 | 0 |
| vs Alabama A&M | 0 | 0 | 0.0 | 0 | 0 | 0 | 0.0 | 0 |
| **Totals** | **0** | **0** | **0.0** | **0** | **7** | **88** | **12.6** | **1** |

**2022 (at Jackson State)**

| | - RUSHING - | | | | - RECEIVING - | | | |
|---|---|---|---|---|---|---|---|---|
| **Opponent** | **Att** | **Yds** | **Avg** | **TD** | **Rec** | **Yds** | **Avg** | **TD** |
| vs Florida A&M | 0 | 0 | 0.0 | 0 | 1 | 12 | 12.0 | 0 |
| vs Tennessee State | 0 | 0 | 0.0 | 0 | 0 | 0 | 0.0 | 0 |
| Grambling State | 0 | 0 | 0.0 | 0 | 0 | 0 | 0.0 | 0 |
| MVSU | 0 | 0 | 0.0 | 0 | 0 | 0 | 0.0 | 0 |
| at Alabama State | 0 | 0 | 0.0 | 0 | 0 | 0 | 0.0 | 0 |
| vs Alabama A&M | 0 | 0 | 0.0 | 0 | 0 | 0 | 0.0 | 0 |
| **Totals** | **0** | **0** | **0.0** | **0** | **1** | **12** | **12.0** | **0** |

**2021 (at Jackson State)**

| | - RUSHING - | | | | - RECEIVING - | | | |
|---|---|---|---|---|---|---|---|---|
| **Opponent** | **Att** | **Yds** | **Avg** | **TD** | **Rec** | **Yds** | **Avg** | **TD** |
| Delta State | 0 | 0 | 0.0 | 0 | 0 | 0 | 0.0 | 0 |
| at Alabama A&M | 0 | 0 | 0.0 | 0 | 0 | 0 | 0.0 | 0 |
| Texas Southern | 0 | 0 | 0.0 | 0 | 0 | 0 | 0.0 | 0 |
| Alcorn State | 0 | 0 | 0.0 | 0 | 1 | 3 | 3.0 | 0 |
| **Totals** | **0** | **0** | **0.0** | **0** | **1** | **3** | **3.0** | **0** |

## KHAMAURI ROGERS | #1

**2025 (at Jackson State)**

| **Opponent** | **Tkls** | **TFL-Yds** | **Sks-Yds** | **FF** | **FR** | **INT** | **QBH** | **BRK** |
|---|---|---|---|---|---|---|---|---|
| Hampton | 2 | 0-0 | 0-0 | 0 | 0 | 1 | 0 | 0 |
| at Southern Miss | 1 | 0-0 | 0-0 | 0 | 0 | 0 | 0 | 0 |
| Tuskegee | 0 | 0-0 | 0-0 | 0 | 0 | 0 | 0 | 0 |
| at Southern | 1 | 0-0 | 0-0 | 0 | 0 | 0 | 0 | 1 |
| vs. Alabama A&M | 4 | 0-0 | 0-0 | 0 | 0 | 0 | 0 | 0 |
| Alabama State | 2 | 0-0 | 0-0 | 0 | 0 | 0 | 0 | 0 |
| vs. Grambling State | 0 | 0-0 | 0-0 | 0 | 0 | 0 | 0 | 0 |
| at Florida A&M | 1 | 0-0 | 0-0 | 0 | 0 | 0 | 0 | 2 |
| at MVSU | 0 | 0-0 | 0-0 | 0 | 0 | 0 | 0 | 0 |
| Bethune-Cookman | 2 | 0-0 | 0-0 | 0 | 0 | 0 | 0 | 2 |
| Alcorn State | 2 | 0-0 | 0-0 | 0 | 0 | 0 | 0 | 0 |
| Prairie View A&M | 1 | 0-0 | 0-0 | 0 | 0 | 0 | 0 | 0 |
| **Totals** | **16** | **0-0** | **0-0** | **0** | **0** | **1** | **0** | **5** |

**2024 (at Mississippi State)**

| **Opponent** | **Tkls** | **TFL-Yds** | **Sks-Yds** | **FF** | **FR** | **INT** | **QBH** | **BRK** |
|---|---|---|---|---|---|---|---|---|
| Eastern Kentucky | 0 | 0-0 | 0-0 | 0 | 0 | 0 | 0 | 0 |
| Toledo | 0 | 0-0 | 0-0 | 0 | 0 | 0 | 0 | 0 |
| Florida | 0 | 0-0 | 0-0 | 0 | 0 | 0 | 0 | 0 |
| at Georgia | 0 | 0-0 | 0-0 | 0 | 0 | 0 | 0 | 0 |
| Texas A&M | 0 | 0-0 | 0-0 | 0 | 0 | 0 | 0 | 0 |
| Arkansas | 0 | 0-0 | 0-0 | 0 | 0 | 0 | 0 | 0 |
| Massachusetts | 0 | 0-0 | 0-0 | 0 | 0 | 0 | 0 | 0 |
| at Tennessee | 0 | 0-0 | 0-0 | 0 | 0 | 0 | 0 | 0 |
| Missouri | 0 | 0-0 | 0-0 | 0 | 0 | 0 | 0 | 0 |
| at Ole Miss | 0 | 0-0 | 0-0 | 0 | 0 | 0 | 0 | 0 |
| **Totals** | **0** | **0-0** | **0-0** | **0** | **0** | **0** | **0** | **0** |

**2023 (at Miami)**

| **Opponent** | **Tkls** | **TFL-Yds** | **Sks-Yds** | **FF** | **FR** | **INT** | **QBH** | **BRK** |
|---|---|---|---|---|---|---|---|---|
| Bethune-Cookman | 1 | 0-0 | 0-0 | 0 | 0 | 0 | 0 | 0 |
| **Totals** | **1** | **0-0** | **0-0** | **0** | **0** | **0** | **0** | **0** |

## SEBASTIAN SAINT-LOUIS | #83

**2025 (at Jackson State)**

| | - RUSHING - | | | | - RECEIVING - | | | |
|---|---|---|---|---|---|---|---|---|
| **Opponent** | **Att** | **Yds** | **Avg** | **TD** | **Rec** | **Yds** | **Avg** | **TD** |
| Hampton | 0 | 0 | 0.0 | 0 | 0 | 0 | 0.0 | 0 |
| at Southern Miss | 0 | 0 | 0.0 | 0 | 0 | 0 | 0.0 | 0 |
| Tuskegee | 0 | 0 | 0.0 | 0 | 0 | 0 | 0.0 | 0 |
| vs. Alabama A&M | 0 | 0 | 0.0 | 0 | 0 | 0 | 0.0 | 0 |
| Alabama State | 0 | 0 | 0.0 | 0 | 0 | 0 | 0.0 | 0 |
| at MVSU | 0 | 0 | 0.0 | 0 | 0 | 0 | 0.0 | 0 |
| Bethune-Cookman | 0 | 0 | 0.0 | 0 | 0 | 0 | 0.0 | 0 |
| Alcorn State | 0 | 0 | 0.0 | 0 | 0 | 0 | 0.0 | 0 |
| Prairie View A&M | 0 | 0 | 0.0 | 0 | 0 | 0 | 0.0 | 0 |
| **Totals** | **0** | **0** | **0.0** | **0** | **0** | **0** | **0.0** | **0** |

## RETURNING LETTERWINNERS (GAME-BY-GAME STATISTICS)

**2024 (at Jackson State)**

| | - RUSHING - | | | | - RECEIVING - | | | |
|---|---|---|---|---|---|---|---|---|
| **Opponent** | **Att** | **Yds** | **Avg** | **TD** | **Rec** | **Yds** | **Avg** | **TD** |
| at ULM | 0 | 0 | 0.0 | 0 | 0 | 0 | 0.0 | 0 |
| Lane | 0 | 0 | 0.0 | 0 | 1 | 10 | 10.0 | 0 |
| at Texas Southern | 0 | 0 | 0.0 | 0 | 0 | 0 | 0.0 | 0 |
| **Totals** | **0** | **0** | **0.0** | **0** | **1** | **10** | **10.0** | **0** |

**2023 (at Jackson State)**

| | - RUSHING - | | | | - RECEIVING - | | | |
|---|---|---|---|---|---|---|---|---|
| **Opponent** | **Att** | **Yds** | **Avg** | **TD** | **Rec** | **Yds** | **Avg** | **TD** |
| vs South Carolina St | 0 | 0 | 0.0 | 0 | 0 | 0 | 0.0 | 0 |
| Texas State | 0 | 0 | 0.0 | 0 | 0 | 0 | 0.0 | 0 |
| Bethune-Cookman | 0 | 0 | 0.0 | 0 | 0 | 0 | 0.0 | 0 |
| vs Alabama A&M | 0 | 0 | 0.0 | 0 | 0 | 0 | 0.0 | 0 |
| Alabama State | 0 | 0 | 0.0 | 0 | 0 | 0 | 0.0 | 0 |
| **Totals** | **0** | **0** | **0.0** | **0** | **0** | **0** | **0.0** | **0** |

### KAM SALLIS | #15

**2025 (at Jackson State)**

| **Opponent** | **Tkls** | **TFL-Yds** | **Sks-Yds** | **FF** | **FR** | **INT** | **QBH** | **BRK** |
|---|---|---|---|---|---|---|---|---|
| Hampton | 4 | 0-0 | 0-0 | 0 | 0 | 0 | 0 | 0 |
| at Southern Miss | 7 | 0-0 | 0-0 | 0 | 0 | 0 | 0 | 0 |
| Tuskegee | 5 | 0-0 | 0-0 | 0 | 0 | 0 | 0 | 0 |
| at Southern | 5 | 0-0 | 0-0 | 0 | 0 | 1 | 0 | 0 |
| vs. Alabama A&M | 2 | 0-0 | 0-0 | 0 | 0 | 0 | 0 | 0 |
| vs. Grambling State | 3 | 0-0 | 0-0 | 0 | 0 | 0 | 0 | 0 |
| at Florida A&M | 3 | 0-0 | 0-0 | 1 | 0 | 0 | 0 | 0 |
| at MVSU | 5 | 0-0 | 0-0 | 0 | 0 | 0 | 0 | 1 |
| Bethune-Cookman | 3 | 0-0 | 0-0 | 0 | 0 | 1 | 0 | 0 |
| Alcorn State | 2 | 0-0 | 0-0 | 0 | 0 | 0 | 0 | 1 |
| Prairie View A&M | 12 | 0-0 | 0-0 | 1 | 0 | 0 | 0 | 0 |
| **Totals** | **51** | **0-0** | **0-0** | **2** | **0** | **2** | **0** | **0** |

**2024 (at Kansas State)**

| **Opponent** | **Tkls** | **TFL-Yds** | **Sks-Yds** | **FF** | **FR** | **INT** | **QBH** | **BRK** |
|---|---|---|---|---|---|---|---|---|
| UT-Martin | 1 | 1.0-9 | 1.0-9 | 1 | 0 | 0 | 0 | 0 |
| at Tulane | 0 | 0-0 | 0-0 | 0 | 0 | 0 | 0 | 0 |
| Arizona | 0 | 0-0 | 0-0 | 0 | 0 | 0 | 0 | 0 |
| at BYU | 0 | 0-0 | 0-0 | 0 | 0 | 0 | 0 | 0 |
| Oklahoma State | 0 | 0-0 | 0-0 | 0 | 0 | 0 | 0 | 0 |
| at Colorado | 0 | 0-0 | 0-0 | 0 | 0 | 0 | 0 | 0 |
| at West Virginia | 0 | 0-0 | 0-0 | 0 | 0 | 0 | 0 | 0 |
| Kansas | 0 | 0-0 | 0-0 | 0 | 0 | 0 | 0 | 0 |
| at Houston | 0 | 0-0 | 0-0 | 0 | 0 | 0 | 0 | 0 |
| Arizona State | 0 | 0-0 | 0-0 | 0 | 0 | 0 | 0 | 0 |
| Cincinnati | 0 | 0-0 | 0-0 | 0 | 0 | 0 | 0 | 0 |
| at Iowa State | 0 | 0-0 | 0-0 | 0 | 0 | 0 | 0 | 0 |
| **Totals** | **1** | **1.0-9** | **1.0-9** | **1** | **0** | **0** | **0** | **0** |

### MIKE SMITH III | #4

**2025 (at Jackson State)**

| **Opponent** | **Tkls** | **TFL-Yds** | **Sks-Yds** | **FF** | **FR** | **INT** | **QBH** | **BRK** |
|---|---|---|---|---|---|---|---|---|
| Hampton | 1 | 0-0 | 0-0 | 0 | 0 | 0 | 0 | 0 |
| at Southern Miss | 1 | 0-0 | 0-0 | 0 | 0 | 0 | 0 | 1 |
| Tuskegee | 1 | 0-0 | 0-0 | 0 | 0 | 0 | 0 | 0 |
| at Southern | 0 | 0-0 | 0-0 | 0 | 0 | 0 | 0 | 0 |
| vs. Alabama A&M | 2 | 0-0 | 0-0 | 0 | 0 | 0 | 0 | 0 |
| Alabama State | 0 | 0-0 | 0-0 | 0 | 0 | 0 | 0 | 0 |
| vs. Grambling State | 3 | 0-0 | 0-0 | 0 | 0 | 0 | 0 | 0 |
| at MVSU | 1 | 0-0 | 0-0 | 0 | 0 | 1 | 0 | 1 |
| Bethune-Cookman | 0 | 0-0 | 0-0 | 0 | 0 | 0 | 0 | 0 |
| Alcorn State | 0 | 0-0 | 0-0 | 0 | 0 | 0 | 0 | 0 |
| Prairie View A&M | 0 | 0-0 | 0-0 | 0 | 0 | 0 | 0 | 0 |
| **Totals** | **9** | **0-0** | **0-0** | **0** | **0** | **1** | **0** | **2** |

**2024 (at Jackson State)**

| **Opponent** | **Tkls** | **TFL-Yds** | **Sks-Yds** | **FF** | **FR** | **INT** | **QBH** | **BRK** |
|---|---|---|---|---|---|---|---|---|
| at Texas Southern | 1 | 0-0 | 0-0 | 0 | 0 | 0 | 0 | 0 |
| vs Alabama A&M | 1 | 0-0 | 0-0 | 0 | 0 | 0 | 0 | 0 |
| Florida A&M | 3 | 0-0 | 0-0 | 0 | 0 | 0 | 0 | 0 |
| at Bethune-Cookman | 1 | 0-0 | 0-0 | 0 | 0 | 0 | 0 | 0 |
| MVSU | 0 | 0-0 | 0-0 | 0 | 0 | 0 | 0 | 0 |
| at Alabama State | 2 | 0.5-1 | 0-0 | 0 | 0 | 0 | 0 | 0 |
| at Alcorn State | 2 | 0-0 | 0-0 | 0 | 0 | 0 | 0 | 1 |
| Southern | 0 | 0-0 | 0-0 | 0 | 0 | 0 | 0 | 0 |
| vs South Carolina St. | 1 | 0-0 | 0-0 | 0 | 0 | 0 | 0 | 0 |
| **Totals** | **11** | **0.5-2** | **0-0** | **0** | **0** | **0** | **0** | **1** |

## NEWCOMERS

### #97 ROB ADAMSON JR.

DL | 6-2 | 300 | R-Jr.
Bridgton, N.J. | St. Augustine Prep
Monmouth

**Before Jackson State (at Monmouth):** Played in all 12 games as a reserve defensive lineman in 2025... Totaled 12 tackles, including five solo... Had three tackles in the win over Colgate (Aug. 29)... Made three tackles, including one solo in the win vs. Towson (Oct. 11)... Did not see any game action as a sophomore in 2024... Made collegiate debut against Hampton (Oct. 14)... Played in one game as a freshman, contributing one solo tackle in 2023... Named to the CAA Commissioner's Academic Honor Roll.

**High School:** Four-year varsity letter winner at St. Augustine Preparatory School... Played defensive tackle, fullback and tight end... Played for head coach Peter Lancetta... First Team All-Conference defensive tackle as a senior... Second Team All-Conference defensive tackle as a junior... First Team All-South Jersey and Second Team All-State... Helped his team to a 9-2 record as a junior... Totaled 84 tackles, including 32.0 tackles for loss and eight sacks as a senior... Had 60 tackles, six sacks and one forced fumble as a junior... Contributed 30 tackles, two sacks and one forced fumble as a sophomore.

**Personal:** Son of Korea Milbourne.

**Adamson's Career Statistics**

| | | Tackles | | | | | | Fumbles | |
|---|---|---|---|---|---|---|---|---|---|
| Year | G-S | TT | UT | AT | TFL | QBH | Sacks | FF | FR |
| 2023 | 1-0 | 1 | 1 | 0 | 0.0 | 0 | 0.0 | 0 | 0 |
| 2025 | 12-0 | 12 | 5 | 7 | 1.5 | 0 | 0.5 | 0 | 0 |

**Adamson's Career Bests**

| | |
|---|---|
| **Tackles** | 3 at Towson (10.11.25) |
| **Solo Tackles** | 1, six times |
| **Tackles for Loss** | 1.0 at Colgate (8.29.25) |
| **Sacks** | 0.5 vs. UAlbany (11.22.25) |

### #44 CHRISTIAN AIKEN

LB | 6-2 | 230 | R-Sr.
Swedesboro, N.J. | St. Thomas More HS
Virginia Union | Pace

**Before Jackson State (at Virginia Union/Pace):** Played in five games at Virginia Union in 2025... Recorded 24 total tackles, including 21 solo stops... Recorded three tackles for loss and 1.5 sacks... Appeared in all 10 games for Pace and led all defensive players with 66 tackles (10th NE10) in 2024... Recorded one sack, one forced fumble, and 3.5 tackles for a loss... Appeared in three games for Pace tallying 22 total tackles (6 solo, and 16 assisted) in 2023... Recorded a quarterback hit in back-to-back games (9/11/23 - 9/16/23)... Appeared in nine games and recorded 14 tackles in 2022... Had one sack against Bentley (11/12).

**High School:** Three-year team captain and starter... Team Defensive MVP, seven-time Defensive Player of the Game... Led All-NJ Group 1 in tackles per game... Led All-NJ Group 1 in tackles for loss... Top-15 in the state for tackles... All-conference wrestler.

**Personal:** Son of Carlton Aiken Sr. and Brandee Aiken... Majoring in Secondary Education (History).

### #12 TYLER ARRINGTON

RB | 5-9 | 170 | Jr.
Decatur, Miss. | Wingfield HS
East Central CC

**Before Jackson State (at East Central CC):** Played in nine games as a sophomore... Rushed for 286 yards on 86 carries during career in 18 games... Scored one touchdown... Ran the ball 52 times for 179 yards... Scored one touchdown... Ran for a season-high 61 yards on 11 carries against Pearl River... As a freshman, ran the ball 34 times for 107 yards... Named to Dean's List... Named to President's List... Named to 2024 Top 10... Gold Act Work Keys recipient (2024).

**High School:** Played running back and slot receiver in high school... Prepped at Wingfield High School... Named All-Region... Named All-City... Named All-State... JPS single-game rushing leader.

**Personal:** Son of Victoria and Paul Arrington... Majoring in Psychology.

### #73 JAEKWON BOULDIN

OL | 6-6 | 340 | R-Sr.
Canton, Miss. | Canton HS
Mississippi Gulf Coast | Purdue | MIssissippi State

**Before Jackson State (at Purdue/Mississippi State/Mississippi Gulf Coast):** Played in one career game with zero starts at Mississippi State... Entered the transfer portal following the 2025 season... Made collegiate debut against Alcorn State (Sept. 13)... Did not play in any games at Purdue in 2024... Earned a redshirt.... Played in 13 games at Mississippi Gulf Coast, helping the team win 12 times ... 3-star recruit by 247sports... Helped block on the offensive line for his team that averaged 235.6 rushing yards per game and 210.2 passing yards per game.

**High School:** Played at Canton High School.

**Personal:** Son of Natanya Bouldin... Has two siblings, Jakayla and Jataylor.

### #15 JAVAR BOWDEN

WR | 6-5 | 177 | Fr.
Panama City, Fla. | Bay HS

**High School:** 3-star recruit by 247Sports... Prepped at Bay High School... Named First Team All-County... Named First Team All-District... Led team in receiving yards during senior season.

**Personal:** Son of Gwendolyn Allen and Jarvis Bowden... Undecided on a major.

### #58 KEVIN BOYD

LB | 5-10 | 200 | R-So.
New Orleans, La. | McDonogh 35

**High School:** Attended McDonogh 35... Played defensive tackle and defensive end.

**Personal:** Son of Kevin Boyd Jr... Majoring in Electrical Engineering.

### #88 BRENDAN BROWN

WR | 6-2 | 185 | R-Jr.
Flowood, Miss. | Northwest Rankin HS
East Mississippi CC

**Before Jackson State (at East Mississippi CC):** Played in six games as a freshman... Recorded one catch for 40 yards and one touchdown... As a sophomore, recorded 17 receptions for 277 yards... Averaged 16.3 yards per reception... Averaged 46.2 yards per game receiving... Scored three touchdowns.

**High School:** Attended Northwest Rankin High School.

**Personal:** Son of Keisha Stringfellow... Majoring in Business.

### #23 TYRESE BUFFKIN

DB | 6-3 | 190 | R-Sr.
Bloomington, Ind. | Glenbard East HS
DuPage | Western Illinois

**Before Jackson State (at DuPage/Western Illinois):** Played in four games during junior season (2025) at Western Illinois... Did not record a tackle... During sophomore season (2024) at DuPage, appeared in 11 games for the NJCAA champions... Totaled 14 solo tackles, 2 assisted tackles... One interception, one forced fumble and one fumble recovery... As a freshman (2023), appeared in eight games.... Only reception of the season was a 58-yard TD from QB Robert Brazziel.

**High School:** Named school's Male Athlete of the Year his senior season... Earned all-state honors in track and field his junior and senior seasons... Named all-area in basketball... Earned all-conference honors in football, basketball and track and field.

**Personal:** Son of Tonia Powell... Exercise science major.

**Buffkin's Career Statistics**

| | | Tackles | | | | | | Fumbles | |
|---|---|---|---|---|---|---|---|---|---|
| Year | G-S | TT | UT | AT | TFL | QBH | Sacks | FF | FR |
| 2025 | 4-0 | 0 | 0 | 0 | 0.0 | 0 | 0.0 | 0 | 0 |

## NEWCOMERS

### #47 ZA'BAURI CHANDLER

DL | 6-3 | 230 | Jr.
Crystal Springs, Miss. | Crystal Springs HS
Mississippi Delta CC

**Before Jackson State (at Mississippi Delta CC):** Played in nine games in 2025... Recorded 34 tackles... Finished with 4.5 sacks... Recorded 14 tackles for loss... Forced one fumble... Played in seven games in 2024... Recorded nine total tackles, including three solo... Recorded three tackles for loss... Recorded 0.5 sacks... Named All-MACCC as a sophomore.

**High School:** Played at Crystal Springs High School... Played quarterback and defensive end... Named Offensive Player of the Year for District 6 3A Super 22 in 2023... Valedictorian.

**Personal:** Son of LaQuita and Michael Chandler... Majoring in Professional Interdisciplinary studies.

### #11 DUKE CLAYTON

DL | 6-6 | 242 | Sr.
Lawrenceville, Ga. | North Gwinnett HS
Eastern Michigan

**Before Jackson State (at Eastern Michigan/Hutchison CC):** Played in eight games at Eastern Michigan (2025)... Recorded three solo tackles, all coming against Buffalo (Oct. 4)... Played in 16 games at Hutchinson... Totaled 42 tackles, 5.0 tackles for loss, and 1.5 sacks... In 2024, recorded 32 tackles with 3.5 tackles for loss... As a freshman, added 10 tackles and 1.5 sacks.

**High School:** Attended North Gwinnett High School, playing under Head Coach Bill Stewart... Two-time team captain... Finished senior season with eight tackles for loss and four sacks... Also played basketball.

**Personal:** Son of Zay and Shericka Howard... Has one brother, Des, and one sister, Pooh... Sport management major.

**Clayton's Career Statistics**

| | | Tackles | | | | | | Fumbles | |
|---|---|---|---|---|---|---|---|---|---|
| Year | G-S | TT | UT | AT | TFL | QBH | Sacks | FF | FR |
| 2025 | 8-0 | 3 | 3 | 0 | 0.0 | 0 | 0.0 | 0 | 0 |

**Clayton's Career Bests**

| | |
|---|---|
| Tackles | 3 at Buffalo (10.4.25) |
| Solo Tackles | 3 at Buffalo (10.4.25) |

### #77 MELVIN COLLINS JR.

OL | 6-5 | 315 | Gr.
Terry, Miss. | Hartfield Academy
NW Mississippi CC | WKU

**Before Jackson State (at NW Mississippi/WKU):** Played at WKU... Saw action in 13 games in 2025... Appeared in four games during his first season at WKU (2024), primarily on special teams... Played seasons at Northwest Mississippi Community College... Mississippi Association of Community Colleges Conference All-Conference First Team – North selection and received All-Region 23 after helping his team to a 7-3 record and a No. 13 final NJCAA ranking... Played in six games the season prior and helped the Rangers to the NJCAA Division I Football Playoffs.

**High School:** Prepped at Hartfield Academy under Craig Bowman... Helped the Hawks to a 9-3 record and a runner-up finish in the MAIS Class 6A playoffs as a senior.

### #19 PAT DECLOUR

WR | 6-0 | 185 | R-Sr.
Pensacola, Fla. | West Florida HS
West Florida

**Before Jackson State (at West Florida):** Appeared in 10 games redshirt sophomore season (2025)... Made one catch... Used mainly on special teams... Recorded five tackles, all solo... Appeared in four games during redshirt freshman season (2024)... Appeared in two games during freshman season (2023), earned redshirt... Named to 2025 All-Academic Team... Named 2025 Second Team All-Conference.

**High School:** Played at West Florida High School... Named Second Team All-Area during senior season.

**Personal:** Son of Lonell Smith and Patrick Declour... Majoring in Electrical Engineering.

### #14 SAMMY DUNN

QB | 6-0 | 180 | Fr.
Daphne, Ala. | Bayside Academy | Vigor HS

**High School:** 3-star recruit from Vigor High School... Transferred from Bayside Academy after two years... Threw for over 3,000 yards and 33 touchdowns as a senior... Also rushed for over 700 yards during senior season... Named the Class 5A Back of the Year... Led team to state championship game... Named to Alabama Sportswriters Association Super 12... Had offers from Army, Southern Miss, and ULM.

### #85 ELIJAH FLOWERS

TE | 6-4 | 200 | Jr.
Planfield, Ind. | Plainfield HS
Franklin

**Before Jackson State (at Franklin):** Appeared in all 10 games, making 12 catches for 114 yards as a sophomore (2024)... Had a career long 23-yard reception at **Muskingum** (Oct. 4)... Made four receptions in a win at **Anderson** (Nov. 1)... Played in four games as a freshman, making the first catch of his career against **Adrian** (Sept. 21).

**Personal:** Son of Kelsey McClain.. Majoring in Economics.

### #12 JALEN FOSTER

DB | 6-2 | 190 | Sr.
Lakeland, Fla. | Lakeland HS
Highland CC | ULM

**Before Jackson State (at Highland CC/ULM):** As a junior (2025), appeared in nine games, making five starts in his first season at ULM... Totaled 29 tackles, a quarterback hurry and two pass breakups... Debuted as a Warhawk against **Saint Francis**, recording a tackle... Made his first start at **Coastal Carolina**... Made consistent contributions beginning at **Southern Miss**, with five stops on his stat line... Reached a team-leading career high of eight tackles and a pass breakup at **Louisiana**... As a sophomore at Highland CC (2024), logged 49 tackles, 6.5 tackles for loss, a sack, two pass breakups and a block... In 2023, recorded 29 tackles, seven pass breakups, two fumble recoveries and a pick-six.

**High School:** Won 2022 FHSAA State Championships at Lakeland High School... Named Third Team All-American... Also competed on the track team in the long jump.

**Personal:** Son of Monel Saintilien... Has seven siblings: Gurby, Bre, Alie, Aveline, Kemonte, Shyann and Leana.

**Foster's Career Statistics**

| | | Tackles | | | | | | Fumbles | |
|---|---|---|---|---|---|---|---|---|---|
| Year | G-S | TT | UT | AT | TFL | QBH | Sacks | FF | FR |
| 2025 | 9-5 | 29 | 22 | 7 | 0.0 | 0 | 0.0 | 0 | 0 |

**Foster's Career Bests**

| | |
|---|---|
| Tackles | 8 at Louisiana (11.29.25) |
| Solo Tackles | 6 at Louisiana (11.29.25) |

### #3 MICAH GAY

LB | 6-0 | 220 | R-Sr.
Atlanta, Ga. | Johns Creek HS
Tennessee State

**Before Jackson State (at Tennessee State):** Played at Tennessee State... Played in 12 games during redshirt junior season (2025), with 10 starts... Recorded 61 tackles, including 34 solo stops... Recorded 3.5 tackles for loss... Recorded two interceptions... Recorded a pair of pass breakups... Recovered one fumble... Recorded a career-high 11 tackles against **Howard**... Recorded seven tackles against **Southeast Missouri State** and **Gardner-Webb**... Recorded a season-high six solo tackles against **Southeastern Missouri State** and **Charleston Southern**... Logged a season-high 1.5 tackles for loss against **North Carolina A&T** in the season opener... Played in one game in 2024... Finished the season with one touchdown and three tackles... Recorded .5 a TFL and one fumble recovery... As a sophomore (2023), saw action in all 11 games... Finished the season with 12 tackles (six solo, six assists)... Notched four tackles in the win over **Lincoln**... Recorded three tackles in the road win over **Kennesaw State**... As a freshman (2022), saw playing time in four games, mainly playing on special teams.... Finished the season with two tackles, both of which came against **Bethune-Cookman**.

## NEWCOMERS

**High School:** Attended Johns Creek (Ga.)... Played OLB and safety... Preseason All-State honorable mention... 2020 All-American Bowl Combine invitee as he earned the school's defensive player of the year and defensive MVP, additionally, selected to 1-A All-Region First Team... Team captain and member of the leadership council in 2021... Competed in Track and Field; long jump, triple jump and ran the 100... Offers from Monmouth, Mississippi Valley State, and others.

**Personal:** Son of Cicley... Has two brothers Markelle and Malik... Malik plays lacrosse at UMBC.

### Gay's Career Statistics

| | | Tackles | | | | | | Fumbles | |
|---|---|---|---|---|---|---|---|---|---|
| Year | G-S | TT | UT | AT | TFL | QBH | Sacks | FF | FR |
| 2022 | 4-0 | 2 | 0 | 2 | 0.0 | 0 | 0.0 | 0 | 0 |
| 2023 | 11-1 | 12 | 6 | 6 | 0.0 | 0 | 0.0 | 0 | 0 |
| 2024 | 1-1 | 3 | 2 | 1 | 0.0 | 0 | 0.0 | 0 | 0 |
| 2025 | 12-10 | 61 | 34 | 27 | 3.5 | 0 | 0.0 | 0 | 1 |

### Gay's Career Bests

| | |
|---|---|
| **Tackles** | 11 vs. Howard (10.18.25) |
| **Solo Tackles** | 6, two times |
| **Tackles for Loss** | 1.5 vs. North Carolina A&T (8.30.25) |
| **Interceptions** | 1, two times |

## #46 LANDON GREEN

LS | 5-11 | 190 | Gr.

Houston, Texas | Sterling HS

Langston

**Before Jackson State (at Langston):** Played in five games in 2025, recording four tackles... Played in two games in 2024, recording one reception... Graduate of Langston.

**High School:** Played at Houston Sterling High School... Played receiver, tight end, and nickel... Named Second Team All-District... Named NUC All-American.

**Personal:** Son of Bridget Dew... Majoring in Sports Management... Brother, Garrett, plays at Jackson State.

## #0 TERRANCE HIBBLER JR.

DL | 6-2 | 302 | R-So.

Lexington, Miss. | Holmes County Central HS

Mississippi State

**Before Jackson State (at Mississippi State):** Played in two career games with zero starts... Concluded his time at Mississippi State with three tackles... Entered the transfer portal following the 2025 season... As a redshirt freshman, played in three games with zero starts... Tallied one tackle...As a true freshman, played in two games with zero starts... Recorded two tackles... Made collegiate debut against **Eastern Kentucky**... Recorded two tackles.

**High School:** Prepped at Holmes County Central High School under the direction of head coach Marcus Rogers... 4-star recruit according to ESPN and Rivals... Considered a 3-star prospect by 247Sports and On3... Ranked as the No. 22 overall recruit in the state of Mississippi according to 247Sports... Rated inside ESPN's Top 300 for 2024 at No. 283... Committed to Mississippi State on June 1, 2023... Named to the Clarion Ledger 2023 Dandy Dozen team... Earned First Team All-State honors in 2023 on the defensive line... Was named the Mississippi 5A Defensive Player of the Year... Earned a spot on the 2023 U.S. Army All-American Bowl... In 2023, led Holmes County Central with 92 tackles and 21 sacks... In 2022, recorded 59 tackles, including 15 for loss, to go along with four sacks, nine QB pressures and two forced fumbles... Recorded 178 career tackles with 44 tackles for loss and 25 sacks.

**Personal:** Son to Terrance Hibbler and Toccaro Jefferson ... Chose Mississippi State over Alabama, Texas and others.

### Hibbler's Career Statistics

| | | Tackles | | | | | | Fumbles | |
|---|---|---|---|---|---|---|---|---|---|
| Year | G-S | TT | UT | AT | TFL | QBH | Sacks | FF | FR |
| 2025 | 2-0 | 1 | 0 | 1 | 0.0 | 0 | 0.0 | 0 | 0 |

### Hibbler's Career Bests

| | |
|---|---|
| **Tackles** | 1 vs. Alcorn State (9.13.25) |

## #17 KEYNAN HIGGINS

WR | 6-4 | 180 | R-Jr.

Oakland, Calif. | Pittsburg HS

San Jose State | Colorado State

**Before Jackson State (at San Jose State/Colorado State):** Participated in four games during sophomore season (2025)... Recorded one reception for five yards against New Mexico... Season totals include one reception for five receiving yards... Redshirted in 2024, played one game... Played at San Jose State (2023) for a season... Appeared in 10 games mainly on special team units.

**High School:** Played for coach Victor Galli... Played freshman season at Liberty High School before transferring to Pittsburg High School for his final three seasons... Led Pittsburg High School to the 2022 Nor-Cal Division A Championship and the NCS Division 1 Championship... Also competed in track, ranked top 10 in the state in the 200m.

**Personal:** Son of Kenroy and La Donna... Siblings Nyla, Kenroy and Kayla... Brother, Kenroy Higgins, competed at LSU and UCLA in track.

### Higgins' Career Statistics

| | | Rushing | | | | Receiving | | | |
|---|---|---|---|---|---|---|---|---|---|
| Year | G-S | Att | Yds | Avg | TD | Rec | Yds | Avg | TD |
| 2023 | 10-0 | 0 | 0 | 0.0 | 0 | 0 | 0 | 0.0 | 0 |
| 2024 | 1-0 | 0 | 0 | 0.0 | 0 | 0 | 0 | 0.0 | 0 |
| 2025 | 4-0 | 0 | 0 | 0.0 | 0 | 1 | 5 | 5.0 | 0 |

### Higgins' Career Bests

| | |
|---|---|
| **Receptions** | 1 at New Mexico (11.15.25) |
| **Receiving Yards** | 5 at New Mexico (11.15.25) |

## #27 DJ HILL-SMITH

DB | 6-2 | 185 | R-Jr.

Mabelvale, Ark. | Central HS

East Mississippi CC | Co-Lin CC | New Mexico State

**Before Jackson State (at Co-Lin CC/New Mexico State):** Played one season at New Mexico State (2025), appearing in one game... Played in nine games in 2024 at Co-Lin Community College... Earned NJCAA All-Region 23 Honors and named First Team All-MACCC South... Garnered 24 tackles for the year, including 17 solo takedowns... Posted a career high of six total tackles with five solo takedowns against East Central (Oct.24)... Forced his only fumble against Gulf Coast (Oct.17)... Adding a fumble recovery against Holmes (Sept.5)... Recorded an interception in the win against Southwest (Sept.26), returning it 44-yards for his first collegiate touchdown... Rated a three-star JUCO recruit by 247Sports and was also recruited out of the portal by Texas State, Temple, Charlotte, Coastal Carolina, Florida A&M, Jackson State, Jax State, Liberty, LA Tech, UL Monroe, Old Dominion, Southern Miss, UMass, UNLV and Western Kentucky... Played in 10 games at East Mississippi Community College as a true freshman (2023)... Recorded 16 tackles and 0.5 sacks.

**High School:** Played at Central High School... Received offers from Marshall, Tulane, Arkansas State, Army, Tennessee State and UT Martin.

### Hill-Smith's Career Statistics

| | | Tackles | | | | | | Fumbles | |
|---|---|---|---|---|---|---|---|---|---|
| Year | G-S | TT | UT | AT | TFL | QBH | Sacks | FF | FR |
| 2025 | 1-0 | 0 | 0 | 0 | 0.0 | 0 | 0.0 | 0 | 0 |

## #65 DEVON HOLLY

OL | 6-4 | 310 | Fr.

Rabun Gap, Ga | Rabun Gap HS

**High School:** Attended Rabun Gap High School... Played guard and center on the offensive line... Named Second Team All-Conference... Helped lead team to state championship... Honor roll student.

## NEWCOMERS

### #99 KESHAUN HUDSON

DL | 6-1 | 325 | R-Sr.
Sunrise, Fla. | Dillard HS
UCF

**Before Jackson State (at UCF):** Did not see game action as a redshirt junior in 2025... Appeared in two games and recorded two assisted tackles in 2024... Appeared in two games for the Knights in 2023... Made his collegiate debut against Kent State and recorded an assisted tackle... Also saw action in UCF's dominant win against No. 15 Oklahoma State... Redshirted the season and did not appear in any games...Received 2022 American Athletic Conference All-Academic Team honors.

**High School:** Played defensive tackle and offensive guard at Dillard High School in Fort Lauderdale... Helped Dillard advance to second round of Florida 7A playoffs in 2021... Also competed in shot put and discus for Dillard track and field squad.

**Hudson's Career Statistics**

| | | Tackles | | | | | | Fumbles | |
|---|---|---|---|---|---|---|---|---|---|
| Year | G-S | TT | UT | AT | TFL | QBH | Sacks | FF | FR |
| 2023 | 2-0 | 1 | 0 | 1 | 0.0 | 0 | 0.0 | 0 | 0 |
| 2024 | 2-0 | 2 | 0 | 2 | 0.0 | 0 | 0.0 | 0 | 0 |

**Hudson's Career Bests**

| | |
|---|---|
| Tackles | 1, three times |

### #21 SAMSON ISRAEL

DB | 6-0 | 185 | Gr.
Douglasville, Ga. | Douglas County HS
Coahoma CC | Itawamba CC | Memphis

**Before Jackson State (at Coahoma CC/Memphis):** Played at Memphis for two seasons... In 2025, played in 11 games at defensive back... Finished the season with 17 tackles, including 14 solo stops... Recorded one tackle for loss... Recorded one interception and broke up a pair of passes... Recorded a season-high six tackles, including five stops, against **East Carolina** (Nov. 15)... Recorded four tackles against **Tulsa** (Oct. 4), all solo stops... Recorded a tackle in eight games... Recorded tackle for loss against **Tulsa** (Nov. 27)... Recorded lone interception against **Tulsa** (Oct. 4)... Member of the team that defeated **West Virginia** in the Scooter's Coffee Frisco Bowl (2024)... Earned redshirt during 2024 season... Played at Coahoma Community College... Played in six games as a freshman (2023)... Recorded 22 tackles (one for loss) and pulled down three interceptions.

**High School:** Played at Douglas County High School... Named First Team All-Region.

**Personal:** Son of April and Noyah Israel... Majoring in general studies... Earned undergraduate degree from Memphis.

**Israel's Career Statistics**

| | | Tackles | | | | | | Fumbles | |
|---|---|---|---|---|---|---|---|---|---|
| Year | G-S | TT | UT | AT | TFL | QBH | Sacks | FF | FR |
| 2025 | 11-0 | 17 | 14 | 3 | 1.0 | 0 | 0.0 | 0 | 0 |

**Israel's Career Bests**

| | |
|---|---|
| Tackles | 6 at East Carolina (11.15.25) |
| Solo Tackles | 5 at East Carolina (11.15.25) |
| Tackles for Loss | 1.0 vs. Navy (11.27.25) |
| Interceptions | 1 vs. Tulsa (10.4.25) |

### #82 ANDREW IVANICUIC

K | 6-2 | 190 | Fr.
Lawrenceville, Ga. | Buford HS

**High School:** Played at Buford High School... Named All-Region... Named Class 6A All-State... Connected on 16-of-20 field goals as a senior... Hit a season-long 44-yard field goal... Connected on 51-of-53 extra points... Ranked eighth nationally and led the state of Georgia in field goals made during 2025 season... Helped team to state championship.

### #42 MICHAEL JOHNSON JR.

LB | 6-1 | 240 | Fr.
Atlanta, Ga. | Carver HS

**High School:** Played at Carver High School... Played defensive end and linebacker... Named 2A Region 5 Defensive Player of the Year... Three-time First Team All-State... Two-time First Team All-Metro... Honor Roll student.

**Personal:** Son of Michael Johnson Sr. and Yashica Burton... Majoring in Civil Engineering.

### #24 MIKEY JOHNSON

DB | 6-1 | 190 | Fr.
Vicksburg, Miss. | Germantown HS

**High School:** Played at Germantown High School... Named First Team All-Region... Named Second Team All-State... Named First Team All-Metro... Also earned Second Team All-Metro honors during prep career... Named to North/South All-Star game... Also lettered in basketball... Helped lead to basketball state championship in 2025.

**Personal:** Son of Marguerite Sims and current Jackson State head basketball coach Trey Johnson... Majoring in Sports Journalism and Media Studies.

### #26 WILDREKUS JOHNSON

DB | 6-3 | 205 | Jr.
Jayess, Miss. | Tylertown HS
East Central CC | Southern Miss

**Before Jackson State (at East Central CC/Southern Miss):** Played at East Central Community College... Recorded 27 tackles in nine games during 2025 season... Named All-District... Played at Southern Miss (2023)... Participated in two games in reserves, versus **Tulane** (Sept. 16) and at **Louisiana** (Nov. 9)... Got only tackle against the Green Wave...Redshirted.

**High School:** Played at Tylertown High School, posting 53 tackles with 20 pass breakups, five fumble recoveries and an interception to go along with 45 catches for 578 yards, 10 pancake blocks and four touchdown catches during his senior campaign... His track team won the Class 3A state team championship and won the 400-meter race... Also plays baseball and basketball... Three-star recruit by 247Sports... National Honor Society of High School Students.

**Personal:** Son of Pamala and Willie Johnson... Mom played basketball at Southwest Mississippi Community College... Dad played football at Co-Lin... Majoring in Sport Management.

**Johnson's Career Statistics**

| | | Tackles | | | | | | Fumbles | |
|---|---|---|---|---|---|---|---|---|---|
| Year | G-S | TT | UT | AT | TFL | QBH | Sacks | FF | FR |
| 2025 | 2-0 | 0 | 1 | 1 | 0.0 | 0 | 0.0 | 0 | 0 |

**Johnson's Career Bests**

| | |
|---|---|
| Tackles | 1 vs. Tulane (9.16.23) |

### #18 DARRYON JONES

QB | 6-3 | 220 | Fr.
Venice, Fla. | Venice HS

**High School:** Rated a three-star recruit by 247Sports... Received interest from Howard and Coastal Carolina... Named Second Team All-State... Helped lead team to state semifinals... Helped team capture district championship... Threw for 2,502 yards in 11 games... Threw for 30 touchdowns.

### #16 JAMISON KELLY

DB | 5-11 | 185 | Fr.
Madison, Miss. | Lanier HS

**High School:** Played at Lanier High School... Played defensive back and running back... Named Class 5A First Team All-State... Named First Team All-Defense by the Clarion Ledger... Named Region 2 5A First Team on defense.

**Personal:** Son of Jammie and Tommy Kelly... Undecided on a major.

### #89 TREVOR KEMMERLIN

WR | 6-2 | 175 | R-Jr.
Enterprise, Ala. | Enterprise HS
Central Georgia Tech CC | West Florida

**Before Jackson State (at West Florida/Central Georgia CC):** Did not appear in any games in 2025 at West Florida... Did not appear in any games in 2024... Attended

## NEWCOMERS

Central Georgia Tech in 2023.

**High School:** Played senior season in 2022 at Enterprise High School for coach Rick Darlington... Participated in the AHSAA North-South All-Star Game ... Also played basketball and scored the game-winning basket in the Class 7A State Championship game... Also played at Geneva High School.

### #72 KEY'MORI KENDRICK

OL | 6-4 | 300 | R-Fr.
Warrenton, Ga. | Warrenton HS
Georgia Military

**Before Jackson State (at Georgia Military):** Named to Dean's List in Fall 2025.

**High School:** Attended Warrenton High School... Played every position along the offensive line except center, also played on the defensive line... Named First Team All-Region as a sophomore... Named All-State during senior season.

**Personal:** Son of Edward Kendrick... Edward Kendrick (grandfather) played at Albany State... Bernard Dawson (cousin) played at Georgia Southern... Majoring in General Studies.

### #45 JEREMIAH KIRK

DL | 6-3 | 240 | R-Sr.
Starkville, Miss. | Louisville HS
Arkansas-Monticello | Holmes CC

**Before Jackson State (at Arkansas-Monticello/Holmes CC):** Saw action in six games for the Boll Weevils in 2025... Recorded eight total tackles for the year (three solo, five assisted)... Season-high three total tackles against **Northwestern Oklahoma** (Nov. 8)... Recorded 0.5 tackles for loss for two yards on the year... During sophomore year at Holmes, played in 10 games... Recorded 30 total tackles... Recorded 2.5 sacks... Forced one fumble.

**High School:** Played at Louisville High School... Named Second Team All-State.

**Personal:** Son of Coretta and Chris Kirk... Has one sibling,

### #28 KEITH LAY

DB | 6-3 | 210 | Fr.
Kosciusko, Miss. | Kosciusko HS

**High School:** Played at Kosciusko High School... Named Class 4A All-Region.

**Personal:** Son of Jacquetta Lay... Undeclared on a major.

### #38 KJ LUSE

LB | 6-4 | 200 | Fr.
Holly Springs, Miss. | Marshall Academy

**High School:** Attended Marshall Academy... Played wide receiver and linebacker... Helped lead team to state championship game.

### #8 SWIPE MARSHALL

DB | 5-11 | 185 | R-Sr.
Cocoa, Fla. | Cocoa HS
WKU

**Before Jackson State (at WKU):** Missed the beginning of the 2024 season (junior) due to injury, but appeared in four games late in the year with a start in the Boca Raton Bowl against **James Madison**... Totaled three tackles on the season with one for loss... Played in 12 of WKU's 13 games during the 2023 season as a sophomore, with seven starts at star... Recorded 24 total tackles, picked off one pass that he returned 40 yards during win at **Louisiana Tech**, and had two pass breakups on the season... Posted a season-high five tackles in WKU's 21-13 win at **UTEP**... Appeared in eight of WKU's 14 games during his freshman season (2022)... Totaled 12 tackles on the season, including one sack in his biggest game of the year against **Charlotte**... In the team's win over the 49ers, made six tackles and a sack for a loss of a yard... Also broke up one pass in WKU's 73-0 victory over **FIU** early in the season.

**High School:** Prepped at Cocoa High School in Cocoa (Fla.)... Rated a three-star recruit by 247 Sports. Chose WKU over offers from Toledo, Marshall, Buffalo, Central Michigan and South Florida.

**Marshall's Career Statistics**

| | | Tackles | | | | | Fumbles | | |
|---|---|---|---|---|---|---|---|---|---|
| Year | G-S | TT | UT | AT | TFL | QBH | Sacks | FF | FR |
| 2022 | 8-0 | 12 | 8 | 4 | 1.0 | 0 | 1.0 | 0 | 0 |
| 2023 | 12-7 | 24 | 16 | 8 | 0.0 | 0 | 0.0 | 0 | 0 |
| 2024 | 4-1 | 3 | 1 | 2 | 1.0 | 0 | 0.0 | 0 | 0 |
| 2025 | 1-0 | 0 | 0 | 0 | 0.0 | 0 | 0.0 | 0 | 0 |

**Marshall's Career Bests**

| | |
|---|---|
| **Tackles** | 6 at Charlotte (11.5.22) |
| **Solo Tackles** | 5 at Charlote (11.5.22) |
| **Tackles for Loss** | 1, two times |
| **Interceptions** | 1 at Louisiana Tech (10.5.23) |

### #55 AIDEN MARTINEZ

OL | 6-4 | 292 | R-So.
Miami, Fla. | Miami Palmetto HS
Charlotte

**Before Jackson State (at Charlotte):** Did not see any action as a freshman (2024)... Named to Dean's List.

**High School:** Played at Miami Palmetto High School.... Named All-Dade County as an offensive lineman... Helped the Panthers go 9-2 and reach the second round of the FHSAA 4A State Playoffs... Selected for the Dade vs Broward All Star Game.

**Personal:** Son of Demarie and Tony Martinez... Has one sister, Mia... Majoring in Finance.

### #48 DAVON MERCHANT

DL | 6-4 | 230 | Fr.
Clinton, Miss. | Clinton HS

**High School:** Played at Clinton High School... Rated 3-star by Rivals... Ranked 61st in the state of Mississippi... Named to Mississippi/Alabama All-Star Game... Finished with 43 total tackles during senior season... Recorded six sacks... Finished with 20 tackles for loss.

### #37 DAYLEN ORTIZ

K | 6-0 | 185 | Sr.
Sylmar, Calif. | John H. Francis Polytechnic
Lincoln | Los Angeles Valley College

**Before Jackson State (at Lincoln/Los Angeles Valley College):** Named second team all conference (2023)... Named second team All-SCFA (2024)... Named second team All-SCFA (2025)... Named to Fall Dean's List (2024)... Named to Dean's List (2025).

**High School:** Played at John H. Francis Polytechnic... Played quarterback.

**Personal:** Son of Hector Ortiz and Delilah Gonzalez... Majoring in Business.

### #28 LI'DARIUS PRYOR

RB | 5-11 | 206 | Fr.
Orlando, Fla. | Evans HS

**High School:** Played at Evans High School... 3-star recruit by 247Sports... All-time leading rusher at school... Honor roll student... Student of the month.

**Personal:** Son of Latoya Douglas.

### #49 RASHDAN TEBYASA

K | 5-11 | 200 | Sr.
London, England | Eisenhower HS
Fort Valley State | Rochester Community & Technical

**Before Jackson State (at Fort Valley State/Rochester Community & Technical):** Played in four games for Fort Valley State in 2025... Made one field goal, and was perfect on the year (1-of-1)... Kicked off 12 times for 573 yards... Made 2-of-5 extra point attempts... Only field goal attempted and made came against Delta State (Sept. 20)... Kicked off fice times against **Tuskegee** (Sept. 27)... Kicked off three times against **Delta State** (Sept. 20) and **Central State** (Oct. 4)... Made one extra point against **Delta State** (Sept. 20) and **Tuskegee** (Sept. 27)... Played at Rochester Community & Technical College in Rochester,

## NEWCOMERS

Minnesota... Named an All-American.

**High School:** Attended Eisenhower High School.

**Personal:** Son of Rashid Tebyasa... Majoring in Business Administration.

### #41 CJ TOLBERT III

TE | 6-2 | 261 | R-Jr.
Katy, Texas | James E. Taylor HS
Eastern Kentucky | Bakersfield CC

**Before Jackson State (at EKU/Bakersfield CC):** Did not record any stats at Eastern Kentucky (2025)... Recorded 24 receptions in eight games, averaging 10.6 yards per catch with two touchdowns at Bakersfield.

**High School:** Played at James E. Taylor High School.

**Personal:** Son of Gayletha Evans and Cleveland Tolber Jr., has one brother (Keenan), and one sister (Kierra) ... Studying Cybersecurity... Uncle Maurice Evans played nine seasons in the NBA with seven different organizations.

### #32 PEYTON TRIGG

LB | 6-4 | 255 | Fr.
Brandon, Miss. | Hartfield Academy

**High School:** Attended Hartfield Academy... Played outside linebacker and edge rusher... Named MAIS All-Star.

**Personal:** Son of Tammy Myers and Derwin Trigg... Undecided on a major.

### #8 CARON TYLER

QB | 5-10 | 187 | R-Jr.
Temecula, Calif. | Chaparral
Valparaiso

**Before Jackson State (at Valparaiso):** Started career at Valparaiso, and played in seven games and made three starts at quarterback during redshirt sophomore season (2025)... Went 40-of-65 through the air for 400 yards and two touchdowns... Ran for 148 yards on 48 carries... Had passing TDs against **VUL** and **Western Illinois** and a rushing TD against **St. Thomas**... Had a season-high 14 completions against **Dayton**... Ran for a season-high 79 yards against **Western Illinois**... As a redshirt freshman (2024), played in 10 games and made six starts at quarterback... Earned the team's Most-Improved Player Award... Was the PFL's nominee for National Freshman of the Week honors on Sept. 8... Checked in at No. 2 on SportsCenter's Top 10 plays on Sept. 7 for his incredible touchdown leap against **Youngstown State**. He was also featured as SportsCenter's Most Acrobatic Play of the Day, was highlighted on the NCAA FCS X account and was No. 4 on College Football Final's Plays of the Day... Went 89-of-158 through the air for 978 yards and six touchdowns while rushing for 398 yards and three scores... Ranked 12th in the PFL in rushing yards per game at 39.8... Had a season-high 11 completions on three occasions (**Roosevelt**, **Drake**, **Davidson**)... Had two rushing touchdowns and one passing against **Youngstown State**. Had season highs in both rushing yards (120) and passing yards (160) in that game against the Penguins... Threw a game-winning, 17-yard touchdown pass with all zeros on the clock to lift Valpo **Davidson** 18-17 in the Nov. 23 season finale, a play that was prominently featured on ESPN and was part of SportsCenter's Top 10 that evening... As a freshman (20230, saw action in two games, making his collegiate debut with a one-yard run against **Drake** before making his Brown Field debut with a rushing attempt against **Morehead State**... Retained four years of eligibility... Named Scout Team Offensive Player of the Year.

**High School:** Four-year varsity letter winner... Team MVP, two-time first team all-league choice, all-CIF first team, all-state... Had 228 passing yards, 220 rushing yards and six total TDs in a game against Murrieta Valley... Team captain as a junior and senior... Also competed in track & field during his junior and senior years... All-Academic First Team, owns a GPA over 3.5.

**Personal:** Son of Amanda Hicks and Aaron Tyler... Has an older brother, Greg Tucker, and two older sisters – Dynasty Batts and Yerneatha Tyler.

**Tyler's Career Statistics**

| | | Rushing | | | | Passing | | |
|---|---|---|---|---|---|---|---|---|
| Year | G-S | Att | Yds | Avg | TD | C-A-I | Yds | TD |
| 2023 | 2-0 | 2 | 1 | 0.5 | 0 | 0-0-0 | 0 | 0 |
| 2024 | 10-6 | 111 | 398 | 3.6 | 3 | 89-158-4 | 978 | 6 |
| 2025 | 7-3 | 54 | 148 | 2.7 | 1 | 40-65-2 | 400 | 2 |

**Tyler's Career Bests**

| | |
|---|---|
| **Rushing Attempts** | 18 vs. Indiana Wesleyan (9.14.24) |
| **Rushing Yards** | 120 at Youngstown State (9.7.24) |
| **Rushing Touchdowns** | 2 at Youngstown State (9.7.24) |
| **Passing Yards** | 160 at Youngstown State (9.7.24) |
| **Completions** | 14 vs. Dayton (10.11.25) |
| **Touchdowns** | 1, eight times |

### #91 AMARION WARE

DL | 6-3 | 300 | Sr.
Gulfport, Miss. | Harrison Central HS
SW Mississippi CC | ULM

**Before Jackson State (at SW Mississippi CC/ULM):** Appeared in eight games in 2025 for ULM... Registered four tackles, 0.5 tackles for loss and a quarterback hurry... Notched a quarterback hurry at **Northwestern** (Oct. 4)... Reached a season-high two tackles and half a TFL vs. **Troy** (Oct. 18)... Saw action in six games in 2024... Totaled six tackles on the season... Posted a career-high three tackles at **Texas** (Sept. 21)... Recorded 18 tackles, 4 TFLs, 1.5 sacks and one forced fumble at Southwest Mississippi CC in 2023.

**High School:** Prepped at Harrison Central High School.

**Personal:** Son of Torrey and Connie Bennett-Barnes... Has four siblings - Rodney, Shaylon, Daijah, and Josh... Majoring in kinesiology.

**Ware's Career Statistics**

| | | Tackles | | | | | Fumbles | | |
|---|---|---|---|---|---|---|---|---|---|
| Year | G-S | TT | UT | AT | TFL | QBH | Sacks | FF | FR |
| 2024 | 6-0 | 6 | 3 | 3 | 0.0 | 0 | 0.0 | 0 | 0 |
| 2025 | 8-0 | 4 | 2 | 2 | 0.5 | 0 | 0.0 | 0 | 0 |

**Ware's Career Bests**

| | |
|---|---|
| **Tackles** | 3 at Texas (9.21.24) |
| **Solo Tackles** | 2 at Auburn (11.16.24) |
| **Tackles for Loss** | 0.5 vs. Troy (10.18.25) |

### #7 DJ WELCH

WR | 5-10 | 165 | Jr.
Macon, Miss. | Noxubee County HS
Alabama A&M | Holmes Community College

**Before Jackson State (at Alabama A&M/Holmes CC):** Played in nine games at Holmes (2025)... Finished with 28 receptions for 317 yards and four touchdowns... Caught a season-high five passes against **East Mississippi** for 62 yards and a touchdown (Oct. 30)... Also caught four passes against **Coahoma** (Sept. 11) and **Itawamba** (Oct. 16)... Hauled in a season-high 89 yards against **Northeast Mississippi** (Sept. 18)... Played in nine games during freshman season (2024) at Alabama A&M... Finished with 23 receptions for 337 yards... Averaged 14.7 yards per reception... Caught three touchdowns... Also ran the ball six times for 44 yards... Hauled in a career-high five receptions for 73 yards against **Jackson State** (Oct. 5) with on touchdown... Also recorded four receptions against **Alabama State** (Oct. 26) and **Grambling State** (Nov. 14)... Caught touchdown passes against **Georgetown** (Sept. 14) and **Bethune-Cookman** (Oct. 12).

**High School:** 3-star wide-out according to 24/7Sports and played at Noxubee County High School... During his freshman season, he helped the Tigers to a state championship runner-up... As a sophomore, he finished with 17 catches for 257 yards, with two touchdowns as he earned SUPER 22 District Best Receiver Award... During the junior campaign, he tallied 35 catches for 586 yards, with five touchdowns and received the SUPER 22 District Offensive Playmaker Award as the Tigers finished second in the state... As a senior, Welch registered 81 catches for more than 1,500 yards, with 22 touchdowns... Earned First-Team All-State, SUPER 22 All-District... In addition, he was selected to play on the BB North-South All-Star Team, MS-AL All-Star Team and helped the Tigers to a state runner-up appearance... Also lettered in track and baseball, where he was a three-time Best Sprinter and earned most valuable player on the diamond... A three-time Superintendent Award recipient, two-time Principal Award winner and a member of the National Honor Society.

**Personal:** Son of Tiera Trimuel and Demarco Jones... Siblings include Zahden Welch and Demarco Jones Jr... Majoring in Kinesiology.

## NEWCOMERS

### Welch's Career Statistics

| | | Rushing | | | | Receiving | | | |
|---|---|---|---|---|---|---|---|---|---|
| Year | G-S | Att | Yds | Avg | TD | Rec | Yds | Avg | TD |
| 2024 | 9-0 | 6 | 44 | 7.3 | 0 | 23 | 337 | 14.7 | 3 |

### Welch's Career Bests

| | |
|---|---|
| **Rushing Attempts** | 2, two times |
| **Rushing Yards** | 22 at Austin Peay (9.21.24) |
| **Receptions** | 5 vs. Jackson State (10.5.24) |
| **Receiving Yards** | 78 vs. Alabama State (10.26.24) |
| **Receiving Touchdowns** | 1, three times |

### #74 CHAD WINDHAM JR.

OL | 6-5 | 285 | Fr.

Macon, Miss. | Noxubee County HS

**High School:** Attended Noxubee County High School... 3-star recruit by 247Sports... Ranked 225th as an interior lineman... Ranked 64th in the state of Mississippi... Also played on the defensive line.

### #30 CHAD WINDHAM JR.

OL | 6-5 | 285 | Fr.

Macon, Miss. | Noxubee County HS

**High School:** Attended Noxubee County High School... 3-star recruit by 247Sports... Ranked 225th as an interior lineman... Ranked 64th in the state of Mississippi... Also played on the defensive line.

### #30 ELVIS ADOMAKO

RB | 5-11 | 215 | R-Jr.

Worcester, Mass. | North HS

Arkansas

**Before Jackson State (at Arkansas):** Attended Arkansas, did not see any action... Originally committed to Kentucky out of high school.

**High School:** Played outside linebacker and running back at North High School... Named All-Metro Division 8 in Massachusetts... Named honorable mention All-State during senior season.

### #15 JADEN LOCKHART

WR | 6-0 | 182 | Sr.

Charlotte, N.C. | Mountain Island Charter School

Catawba | Johnson C. Smith | Arkansas

**Before Jackson State (at Catawba/Johnson C. Smith/Arkansas):** Played at Catawba and Johnson C. Smith before transferring to Arkansas... Saw action nine games at Catawba (2022)... Recorded 15 receptions for 255 yards... Best game came against Newberry (Oct. 15), finishing with three receptions for 120 yards... Hauled in three receptions three times... Played in seven games at Catawba (2021)... Hauled in 12 receptions for 155 yards... Caught five passes for 25 yards against Mars Hill (Oct. 23)... Caught four passes against Lenoir Rhyne (Nov. 13)... Played in three games Johnson C. Smith (2023)... Hauled in four receptions for 38 yards and one touchdown... Caught three passes for 32 yards and a touchdown against Walsh (Sept. 9)... Did not play at Arkansas.

**High School:** Played at Mountain Island Charter.

**Personal:** Son of Janelle Johnson- Lockhart and Daszmar Lockhart... Brother of Jackson State quarterback Jared Lockart.


JACKSON STATE
11
SEASON IN
REVIEW

## 2025 RESULTS [OVERALL: 9-3 | SWAC: 7-1 | HOME: 5-1 | AWAY: 3-1 | NEUTRAL 1-1]

| Date | Opponent [Rank] | TV | Site | Result | Attend. | Top Passer | Top Rusher | Top Receiver | Top Tackles |
|---|---|---|---|---|---|---|---|---|---|
| Aug. 30 | HAMPTON [1] | HBCUGO | Jackson, MS | W, 28-14 | 13,576 | Morgan [15-30-0-147-0] | Miller [12-180-2] | Fortilien [5-43-0] | Ivory [4-4-8]<br>Washington [2-6-8] |
| Sept. 6 | at Southern Miss | ESPN+ | Hattiesburg, MS | L, 20-38 | 32,011 | Morgan [14-27-1-131-0] | Terrell [10-80-0] | Rembert [4-64-0]<br>Gardner [4-26-0] | Ivory [2-8-10]] |
| Sept. 13 | TUSKEGEE [2] | SWACTV | Jackson, MS | W, 30-0 | 18,642 | Lockhart [15-21-1-254-1] | Miller [8-68-0] | Paul [5-75-0] | Ivory [3-4-7] |
| Sept. 27 | at Southern* | ESPN+ | Baton Rouge, LA | W, 38-13 | 27,487 | Morgan [21-31-0-337-2] | Miller [14-101-0] | Gardner [7-96-0] | Taylor [6-1-7] |
| Oct. 4 | vs. Alabama A&M* [3] | HBCUGO | Mobile, AL | W, 57-24 | 14,517 | Morgan [21-30-0-314-4] | Morgan [12-120-1] | Gardner [8-84-0] | Ivory [3-7-10] |
| Oct. 11 | ALABAMA STATE* | ESPNU | Jackson, MS | W, 38-34 | 44,000 | Morgan [16-23-1-191-5] | Terrell [17-79-0] | Dupree [4-53-2]<br>Riley [4-27-1] | Ivory [8-4-12] |
| Oct. 25 | vs. Grambling State [4] | HBCUGO | Las Vegas, NV | L, 24-26 | 29,655 | Lockhart [4-9-0-103-1] | Davenport [11-98-0] | Rembert [4-126-1] | Pulliam [7-3-10] |
| Nov. 1 | at Florida A&M* | ESPN+ | Tallahassee, FL | W, 41-16 | 13,104 | Lockhart [5-10-0-104-1] | Miller [19-165-1] | Rembert [2-48-1] | Taylor [3-2-5] |
| Nov. 8 | at MVSU* | SWACTV | Itta Bena, MS | W, 42-3 | 8927 | Lockahrt [21-27-0-241-2] | Miller [19-87-0] | Rembert [6-97-2] | Pulliam [3-4-7] |
| Nov. 15 | BETHUNE-COOKMAN* | HBCUGO | Jackson, MS | W, 28-13 | 23,348 | Lockhart [12-21-1-160-1] | Miller [22-118-0] | Gardner [3-98-1] | Pulliam [3-3-6] |
| Nov. 22 | ALCORN STATE* | ESPN+ | Jackson, MS | W, 27-21 | 44,097 | Lockhart [13-16-0-169-1] | Miller [15-118-1] | Rembert [6-100-1] | Hawkins [4-4-8] |
| Dec. 6 | PRAIRIE VIEW A&M | ESPN2 | Jackson, MS | L, 21-23 | 32,187 | Lockhart [6-9-1-156-1] | Terrell [9-34-0] | Rembert [4-80-0] | Pulliam [7-7-14] |

## TEAM STATISTICS

| | JSU | OPP |
|---|---|---|
| **SCORING** | **394** | **225** |
| Points Per Game | 32.83 | 18.75 |
| **FIRST DOWNS** | **277** | **206** |
| Rushing | 153 | 76 |
| Passing | 97 | 108 |
| Penalty | 27 | 22 |
| **RUSHING YARDAGE** | **3063** | **1340** |
| Yards Gained | 3298 | 1647 |
| Yards Lost | 235 | 307 |
| Attempts | 529 | 380 |
| Average Per Attempt | 5.8 | 3.5 |
| Avg. Per Game | 255.3 | 111.7 |
| Touchdowns | 30 | 10 |
| **PASSING YARDAGE** | **2460** | **2578** |
| Att-Comp-Int | 284-175-6 | 357-213-8 |
| Avg. Per Attempt | 8.7 | 7.2 |
| Avg. Per Game | 205.0 | 214.8 |
| TDs Passing | 19 | 14 |
| **TOTAL OFFENSE** | **5523** | **3918** |
| Total Plays | 813 | 737 |
| Avg. Per Play | 6.8 | 5.3 |
| Avg. Per Game | 460.3 | 326.5 |
| Touchdowns | 51 | 26 |
| **KICK RETURNS: #-Yards** | **42-879** | **36-704** |
| **PUNT RETURNS: #-Yards** | **19-182** | **13-129** |
| **INT RETURNS: #-Yards** | **8-156** | **6-76** |
| **KICK RETURN AVERAGE** | **20.9** | **19.6** |
| **PUNT RETURN AVERAGE** | **9.6** | **9.9** |
| **INT RETURN AVERAGE** | **19.5** | **12.7** |
| **FUMBLES-LOST** | **17-8** | **19-10** |
| **PENALTIES-Yards** | **106-1020** | **86-752** |
| Avg. Per Game (YDS) | 85.0 | 62.7 |
| **PUNTS-Yards** | **42-1489** | **60-2388** |
| Average Per Punt | 35.5 | 39.8 |
| Net Punt Average | 31.9 | 36.4 |
| **TIME OF POSSESSION/Game** | **30:38** | **29:08** |
| **3RD-DOWN Conversions** | **77-158** | **55-163** |
| 3rd Down Pct | 49% | 34% |
| **4TH-DOWN Conversions** | **11-14** | **10-19** |
| 4th Down Pct | 79% | 53% |
| **SACKS BY-Yards** | **19-125** | **13-86** |
| **MISC YARDS** | **0** | **0** |
| **TOUCHDOWNS SCORED** | **53** | **26** |
| **FIELD GOALS-ATTEMPTS** | **12-19** | **15-21** |
| **ON-SIDE KICKS** | **0-0** | **0-0** |
| **RED ZONE SCORES** | **41-52** | **24-31** |
| **RED ZONE TOUCHDOWNS** | **32-52** | **15-31** |
| **PAT-ATTEMPTS** | **50-51** | **24-25** |
| **ATTENDANCE** | | |
| Games/Avg Per Game | 6/29,309 | 4/20,382 |
| Neutral Site Games | | 2/22,086 |

## SCORE BY QUARTERS

| | 1st | 2nd | 3rd | 4th | OT | Total |
|---|---|---|---|---|---|---|
| Jackson State | 85 | 113 | 82 | 114 | 0 | 394 |
| Opponents | 45 | 60 | 62 | 58 | 0 | 225 |

## RUSHING

| | G | ATT | GAIN | LOSS | NET | AVG | TD | LG | YPG |
|---|---|---|---|---|---|---|---|---|---|
| Miller, Ahmad | 12 | 165 | 1079 | 25 | 1054 | 6.4 | 6 | 76 | 87.8 |
| Davenport, Donerio | 11 | 102 | 685 | 22 | 663 | 6.5 | 7 | 36 | 60.3 |
| Terrell Jr., Travis | 12 | 102 | 636 | 28 | 608 | 6.0 | 5 | 71 | 50.7 |
| Morgan, JaCobian | 7 | 42 | 329 | 36 | 293 | 7.0 | 3 | 35 | 41.9 |
| Lockhart, Jared | 7 | 57 | 279 | 90 | 189 | 3.3 | 3 | 29 | 27.0 |
| Rembert, Nate | 12 | 6 | 74 | 0 | 74 | 12.3 | 1 | 40 | 6.2 |
| Dupree, Ja'Naylon | 12 | 6 | 54 | 0 | 54 | 9.0 | 1 | 22 | 4.5 |
| Matthews, Emari | 11 | 14 | 45 | 3 | 42 | 3.0 | 3 | 21 | 3.8 |
| Blount IV, Nate | 12 | 10 | 32 | 1 | 31 | 3.1 | 0 | 6 | 2.6 |
| Christon II, Kenan | 3 | 8 | 25 | 2 | 23 | 2.9 | 0 | 7 | 7.7 |
| Moultrie, Desmond | 10 | 4 | 19 | 0 | 19 | 4.8 | 0 | 10 | 1.9 |
| Stofa, Parker | 6 | 6 | 30 | 14 | 16 | 2.7 | 1 | 20 | 2.7 |
| Moss, Bryson | 6 | 2 | 7 | 0 | 7 | 3.5 | 0 | 4 | 1.2 |
| Paul, Kobe | 12 | 1 | 2 | 0 | 2 | 2.0 | 0 | 2 | 0.2 |
| Gardner Jr., Jameel | 12 | 2 | 2 | 1 | 1 | 0.5 | 0 | 2 | 0.1 |
| Team | 12 | 2 | 0 | 13 | -13 | -6.5 | 0 | 0 | -1.1 |
| **Total** | **12** | **529** | **3298** | **235** | **3063** | **5.8** | **30** | **76** | **255.3** |
| **Opponents** | **12** | **380** | **1647** | **307** | **1340** | **3.5** | **10** | **73** | **111.7** |

## PASSING

| | G | EFF | C-A-I | PCT | YDS | TD | LG | AVG |
|---|---|---|---|---|---|---|---|---|
| Lockhart, Jared | 7 | 173.6 | 76-113-3 | 67.3 | 1187 | 8 | 83 | 169.6 |
| Morgan, JaCobian | 7 | 146.4 | 92-153-2 | 60.1 | 1187 | 11 | 82 | 169.6 |
| Stofa, Parker | 6 | 87.3 | 7-14-1 | 50.0 | 86 | 0 | 47 | 14.3 |
| Rembert, Nate | 12 | 0.0 | 0-2-0 | 0.0 | 0 | 0 | 0 | 0.0 |
| Team | 12 | 0.0 | 0-2-0 | 0.0 | 0 | 0 | 0 | 0.0 |
| **Total** | **12** | **152.2** | **175-284-6** | **61.6** | **2460** | **19** | **83** | **205.0** |
| **Opponents** | **12** | **128.8** | **213-357-8** | **59.7** | **2578** | **14** | **66** | **214.8** |

## RECEIVING

| | G | REC | YARDS | AVG | TD | LONG | AVG |
|---|---|---|---|---|---|---|---|
| Rembert, Nate | 12 | 45 | 750 | 16.7 | 7 | 82 | 62.5 |
| Gardner Jr., Jameel | 12 | 32 | 483 | 15.1 | 2 | 83 | 40.3 |
| Dupree, Ja'Naylon | 12 | 31 | 509 | 16.4 | 6 | 51 | 42.4 |
| Riley, Jency | 12 | 16 | 169 | 10.6 | 1 | 28 | 14.1 |
| Paul, Kobe | 12 | 13 | 170 | 13.1 | 0 | 29 | 14.2 |
| Savage, Shemar | 10 | 9 | 181 | 20.1 | 3 | 60 | 18.1 |
| Davenport, Donerio | 11 | 9 | 54 | 6.0 | 0 | 13 | 4.9 |
| Fortilien, Joanes | 3 | 5 | 43 | 8.6 | 0 | 13 | 14.3 |
| Terrell Jr., Travis | 12 | 6 | 47 | 7.8 | 0 | 13 | 3.9 |
| Miller, Ahmad | 12 | 5 | 26 | 5.2 | 0 | 15 | 2.2 |
| Bennett, Darren | 9 | 2 | 7 | 3.5 | 0 | 4 | 0.8 |
| Landy, Marvin | 3 | 1 | 15 | 15.0 | 0 | 15 | 5.0 |
| Henderson, Tyquan | 1 | 1 | 7 | 7.0 | 0 | 7 | 7.0 |
| Simmons, Errick | 10 | 1 | 6 | 6.0 | 0 | 6 | 0.6 |
| **Total** | **12** | **175** | **2460** | **14.1** | **19** | **83** | **205.0** |
| **Opponents** | **12** | **213** | **2578** | **12.1** | **14** | **66** | **214.8** |

## PUNT RETURNS

| | No | Yds | Avg | TD | Long |
|---|---|---|---|---|---|
| Jones, Jabari | 7 | 104 | 14.9 | 0 | 25 |
| Terrell Jr., Travis | 6 | 36 | 6.0 | 0 | 17 |
| Rembert, Nate | 4 | 43 | 10.8 | 0 | 23 |
| Smith III, Mike | 1 | 0 | 0.0 | 0 | 0 |
| Paul, Kobe | 1 | -1 | -1.0 | 0 | 0 |
| **Total** | **19** | **182** | **9.6** | **0** | **25** |
| **Opponents** | **13** | **129** | **9.92** | **1** | **30** |

## KICK RETURNS

| | No | Yds | Avg | TD | Long |
|---|---|---|---|---|---|
| Simmons, Errick | 20 | 428 | 21.4 | 0 | 77 |
| Terrell Jr., Travis | 16 | 343 | 21.4 | 0 | 74 |
| Paul, Kobe | 2 | 26 | 13.0 | 0 | 14 |
| Rembert, Nate | 1 | 35 | 35.0 | 0 | 35 |
| Christon II, Kenan | 1 | 31 | 31.0 | 0 | 31 |
| Brown, Amarion | 1 | 13 | 13.0 | 0 | 13 |
| Jones, Jabari | 1 | 3 | 3.0 | 0 | 3 |
| **Total** | **42** | **879** | **20.9** | **0** | **77** |
| **Opponents** | **36** | **704** | **19.6** | **1** | **98** |

## INTERCEPTIONS

| | No | Yds | Avg | TD | Long |
|---|---|---|---|---|---|
| Washington, B.J. | 2 | 82 | 41.0 | 1 | 82 |
| Sallis, Kam | 2 | 2 | 1.0 | 0 | 2 |
| Smith III, Mike | 1 | 60 | 60.0 | 1 | 60 |
| Ivory, Quincy | 1 | 7 | 7.0 | 0 | 7 |
| Rogers, Khamauri | 1 | 5 | 5.0 | 0 | 5 |
| Ward, Jace | 1 | 0 | 0.0 | 0 | 0 |
| **Total** | **8** | **156** | **19.5** | **2** | **82** |
| **Opponents** | **6** | **76** | **12.7** | **0** | **23** |

## FUMBLE RETURNS

| | No | Yds | Avg | TD | Long |
|---|---|---|---|---|---|
| Washington, BJ | 2 | 0 | 0.0 | 0 | 0 |
| Dunn Jr., Frankie | 1 | 16 | 16.0 | 0 | 16 |
| Pulliam, Reid | 1 | 0 | 0.0 | 0 | 0 |
| Ivory, Quincy | 1 | 0 | 0.0 | 0 | 0 |
| Wyatt, Levi | 1 | 0 | 0.0 | 0 | 0 |
| Wells, Tymon | 1 | 0 | 0.0 | 0 | 0 |
| Taylor, Ashton | 1 | 0 | 0.0 | 0 | 0 |
| Hawkins, Shamar | 1 | 0 | 0.0 | 0 | 0 |
| Team | 1 | 0 | 0.0 | 0 | 0 |
| **Total** | **10** | **16** | **1.6** | **0** | **16** |
| **Opponents** | **8** | **61** | **7.6** | **0** | **41** |

## FIELD GOALS BY PLAYER

| | FGM-FGA | Pct. | 01-19 | 20-29 | 30-39 | 40-49 | 50+ | Long |
|---|---|---|---|---|---|---|---|---|
| Baeza, Gerardo | 8-14 | 57.1 | 0-0 | 4-6 | 1-3 | 3-4 | 0-1 | 46 |
| Warren, Donovan | 4-5 | 80.0 | 0-0 | 2-2 | 1-1 | 1-2 | 0-0 | 41 |
| **Total** | **12-19** | **63.2** | **0-0** | **6-8** | **2-4** | **4-6** | **0-1** | **46** |
| **Opponents** | **15-21** | **71.43%** | **1-1** | **1-1** | **6-7** | **7-12** | **0-1** | **46** |

## FIELD GOALS SEQUENCE

| | JSU | OPP |
|---|---|---|
| Hampton | - | - |
| Southern Miss | (46),(40) | (35),54,45 |
| Tuskegee | 46 | - |
| Southern | 29,(33),30 | (37),(41) |
| Alabama A&M | (25),37,(27),(41) | (46) |
| Alabama State | 51,(29) | (36),(42) |
| Grambling State | (30) | 48,(24),(44) |
| Florida A&M | (24),(22) | (38) |
| Mississippi Valley State | 33 | (42) |
| Bethune-Cookman | 43 | (44),(39) |
| Alcorn State | (43),(23) | - |
| Prairie View A&M | - | 45,(19),(30),(42) |

*Numbers in (parentheses) indicate field goal was made*

## PUNTING

| | No | Yds | Avg | Lg | TB | FC | I20 | 50+ | Blkd |
|---|---|---|---|---|---|---|---|---|---|
| Warren, Donovan | 20 | 746 | 37.3 | 62 | 1 | 4 | 7 | 1 | 0 |
| Collins, Kye | 14 | 559 | 39.9 | 51 | 0 | 6 | 5 | 1 | 0 |
| Baeza, Gerardo | 5 | 175 | 35.0 | 47 | 0 | 0 | 0 | 0 | 0 |
| Team | 3 | 9 | 3.0 | 9 | 0 | 0 | 0 | 0 | 3 |
| **Total** | **42** | **1489** | **35.5** | **62** | **1** | **10** | **12** | **2** | **3** |
| **Opponents** | **60** | **2388** | **39.8** | **68** | **1** | **12** | **22** | **10** | **0** |

## KICKOFFS

| | No | Yds | Avg | TB | OB |
|---|---|---|---|---|---|
| Naylor, Simon | 55 | 3220 | 58.5 | 20 | 2 |
| Baeza, Gerardo | 18 | 1037 | 57.6 | 5 | 1 |
| Collins, Kye | 1 | 59 | 59.0 | 0 | 0 |
| **Total** | **74** | **4316** | **58.3** | **25** | **3** |
| **Opponents** | **50** | **2946** | **58.9** | **7** | **1** |

## SCORING

| | TD | FG | SAF | PAT | RUSH | RCV | PASS | DXP | Pts |
|---|---|---|---|---|---|---|---|---|---|
| Baeza, Gerardo | 0 | 8 | 0 | 37-37 | 0-0 | 0 | 0-0 | 0 | 61 |
| Rembert, Nate | 8 | 0 | 0 | 0-0 | 0-0 | 0 | 0-0 | 0 | 48 |
| Davenport, Donerio | 7 | 0 | 0 | 0-0 | 0-0 | 0 | 0-0 | 0 | 42 |
| Dupree, Ja'Naylon | 7 | 0 | 0 | 0-0 | 0-0 | 0 | 0-0 | 0 | 42 |
| Miller, Ahmad | 6 | 0 | 0 | 0-0 | 0-0 | 0 | 0-0 | 0 | 36 |
| Terrell Jr., Travis | 5 | 0 | 0 | 0-0 | 0-0 | 0 | 0-0 | 0 | 30 |
| Warren, Donovan | 0 | 4 | 0 | 13-14 | 0-0 | 0 | 0-0 | 0 | 25 |
| Lockhart, Jared | 3 | 0 | 0 | 0-0 | 0-0 | 0 | 0-0 | 0 | 18 |
| Matthews, Emari | 3 | 0 | 0 | 0-0 | 0-0 | 0 | 0-0 | 0 | 18 |
| Morgan, JaCobian | 3 | 0 | 0 | 0-0 | 0-0 | 0 | 0-0 | 0 | 18 |
| Savage, Shemar | 3 | 0 | 0 | 0-0 | 0-0 | 0 | 0-0 | 0 | 18 |
| Gardner Jr., Jameel | 2 | 0 | 0 | 0-0 | 0-0 | 0 | 0-0 | 0 | 12 |
| Riley, Jency | 1 | 0 | 0 | 0-0 | 0-0 | 0 | 0-0 | 0 | 6 |
| Smith III, Mike | 1 | 0 | 0 | 0-0 | 0-0 | 0 | 0-0 | 0 | 6 |
| Stofa, Parker | 1 | 0 | 0 | 0-0 | 0-0 | 0 | 0-0 | 0 | 6 |
| Washington, B.J. | 1 | 0 | 0 | 0-0 | 0-0 | 0 | 0-0 | 0 | 6 |
| Pulliam, Reid | 0 | 0 | 1 | 0-0 | 0-0 | 0 | 0-0 | 0 | 2 |
| **Total** | **51** | **12** | **1** | **50-51** | **0-0** | **0** | **0-0** | **0** | **394** |
| **Opponents** | **26** | **15** | **0** | **24-25** | **0-1** | **0** | **0-0** | **0** | **225** |

## TOTAL OFFENSE

| | G | Plays | Rush | Pass | Total | Avg/G |
|---|---|---|---|---|---|---|
| Morgan, JaCobian | 7 | 195 | 293 | 1187 | 1480 | 211.4 |
| Lockhart, Jared | 7 | 171 | 189 | 1212 | 1401 | 200.1 |
| Miller, Ahmad | 12 | 166 | 1043 | 0 | 1043 | 86.9 |
| Davenport, Donerio | 11 | 101 | 658 | 0 | 658 | 59.8 |
| Terrell Jr., Travis | 12 | 102 | 608 | 0 | 608 | 50.7 |
| Stofa, Parker | 6 | 20 | 16 | 86 | 102 | 17.0 |
| Rembert, Nate | 12 | 8 | 74 | 0 | 74 | 6.2 |
| Dupree, Ja'Naylon | 12 | 6 | 54 | 0 | 54 | 4.5 |
| Matthews, Emari | 11 | 14 | 42 | 0 | 42 | 3.8 |
| Blount IV, Nate | 12 | 10 | 31 | 0 | 31 | 2.6 |
| Christon II, Kenan | 4 | 8 | 23 | 0 | 23 | 5.8 |
| Moultrie, Desmond | 10 | 4 | 19 | 0 | 19 | 1.9 |
| Moss, Bryson | 6 | 2 | 3 | 0 | 3 | 0.5 |
| Gardner Jr., Jameel | 12 | 2 | 1 | 0 | 1 | 0.1 |
| Team | 12 | 0 | -13 | 0 | -13 | -1.1 |
| **Total** | **12** | **814** | **3043** | **2485** | **5528** | **460.7** |
| **Opponents** | **12** | **737** | **1340** | **2578** | **3918** | **326.5** |

# ALL-PURPOSE YARDS

| | G | Rush | Rec | PR | KR | IR | Total | Avg/G |
|---|---|---|---|---|---|---|---|---|
| Miller, Ahmad | 12 | 1043 | 26 | 0 | 0 | 0 | 1069 | 89.1 |
| Terrell Jr., Travis | 12 | 608 | 47 | 36 | 326 | 0 | 1017 | 84.8 |
| Rembert, Nate | 12 | 74 | 770 | 43 | 35 | 0 | 922 | 76.8 |
| Davenport, Donerio | 11 | 658 | 59 | 0 | 0 | 0 | 717 | 65.2 |
| Dupree, Ja'Naylon | 12 | 54 | 509 | 0 | 0 | 0 | 563 | 46.9 |
| Gardner Jr., Jameel | 12 | 1 | 483 | 0 | 0 | 0 | 484 | 40.3 |
| Simmons, Errick | 10 | 0 | 6 | 0 | 383 | 0 | 389 | 38.9 |
| Morgan, JaCobian | 7 | 293 | 0 | 0 | 0 | 0 | 293 | 41.9 |
| Lockhart, Jared | 7 | 189 | 0 | 0 | 0 | 0 | 189 | 27.0 |
| Paul, Kobe | 12 | 2 | 170 | -1 | 12 | 0 | 183 | 15.3 |
| Savage, Shemar | 10 | 0 | 181 | 0 | 0 | 0 | 181 | 18.1 |
| Riley Jr., Jency | 12 | 0 | 169 | 0 | 0 | 0 | 169 | 14.1 |
| Jones, Jabari | 9 | 0 | 0 | 104 | 3 | 0 | 107 | 11.9 |
| Washington, B.J. | 12 | 0 | 0 | 0 | 0 | 82 | 82 | 6.8 |
| Smith III, Mike | 11 | 0 | 0 | 0 | 0 | 60 | 60 | 5.5 |
| Christon II, Kenan | 4 | 23 | 0 | 0 | 31 | 0 | 54 | 13.5 |
| Fortilien, Joanes | 2 | 0 | 43 | 0 | 0 | 0 | 43 | 21.5 |
| Matthews, Emari | 11 | 42 | 0 | 0 | 0 | 0 | 42 | 3.8 |
| Blount IV, Nate | 12 | 31 | 0 | 0 | 0 | 0 | 31 | 2.6 |
| Moultrie, Desmond | 11 | 19 | 0 | 0 | 0 | 0 | 19 | 1.7 |
| Stofa, Parker | 6 | 16 | 0 | 0 | 0 | 0 | 16 | 2.7 |
| Landy, Marvin | 3 | 0 | 15 | 0 | 0 | 0 | 15 | 5.0 |
| Brown, Amarion | 2 | 0 | 0 | 0 | 13 | 0 | 13 | 6.5 |
| Bennett, Darren | 9 | 0 | 7 | 0 | 0 | 0 | 7 | 0,8 |
| Ivory, Quincy | 12 | 0 | 0 | 0 | 0 | 7 | 7 | 0.6 |
| Rogers, Khamauri | 12 | 0 | 0 | 0 | 0 | 5 | 5 | 0.4 |
| Moss. Bryson | 6 | 3 | 0 | 0 | 0 | 0 | 3 | 0.5 |
| Sallis, Kam | 11 | 0 | 0 | 0 | 0 | 2 | 2 | 0.2 |
| Team | 12 | -13 | 0 | 0 | 0 | 0 | -13 | -1.1 |
| **Total** | **12** | **3043** | **2485** | **182** | **879** | **156** | **6745** | **562.1** |
| **Opponents** | **12** | **1340** | **2578** | **105** | **704** | **76** | **4803** | **400.3** |

# OFFENSIVE GAME-BY-GAME

## PASSING [QUARTERBACKS ONLY]

| Morgan | Comp | Att | Int | Pct | Yds | TD | LG | Sacks |
|---|---|---|---|---|---|---|---|---|
| Hampton | 15 | 30 | 0 | 50.0 | 147 | 0 | 21 | 0 |
| Southern Miss | 14 | 27 | 1 | 51.9 | 131 | 0 | 22 | 3 |
| Tuskegee | - did not play - | | | | | | | |
| Southern | 21 | 31 | 0 | 67.7 | 337 | 2 | 82 | 2 |
| Alabama A&M | 21 | 30 | 0 | 70.0 | 314 | 4 | 60 | 0 |
| Alabama State | 16 | 23 | 1 | 69.6 | 191 | 5 | 32 | 0 |
| Grambling State | 3 | 6 | 0 | 50.0 | 63 | 0 | 43 | 0 |
| Florida A&M | - did not play - | | | | | | | |
| MVSU | - did not play - | | | | | | | |
| Bethune-Cookman | - did not play - | | | | | | | |
| Alcorn State | - did not play - | | | | | | | |
| Prairie View A&M | 2 | 6 | 0 | 33.3 | 4 | 0 | 2 | 0 |

| Terrell | Comp | Att | Int | Pct | Yds | TD | LG | Sacks |
|---|---|---|---|---|---|---|---|---|
| Hampton | - did not play - | | | | | | | |
| Southern Miss | - did not play - | | | | | | | |
| Tuskegee | - did not play - | | | | | | | |
| Southern | - did not play - | | | | | | | |
| Alabama A&M | - did not play - | | | | | | | |
| Alabama State | - did not play - | | | | | | | |
| Grambling State | - did not play - | | | | | | | |
| Florida A&M | - did not play - | | | | | | | |
| MVSU | - did not play - | | | | | | | |
| Bethune-Cookman | - did not play - | | | | | | | |
| Alcorn State | - did not play - | | | | | | | |
| Prairie View A&M | - did not play - | | | | | | | |

| Stofa | Comp | Att | Int | Pct | Yds | TD | LG | Sacks |
|---|---|---|---|---|---|---|---|---|
| Hampton | - did not play - | | | | | | | |
| Southern Miss | 0 | 1 | 1 | 0.0 | 0 | 0 | 0 | 0 |
| Tuskegee | 1 | 2 | 0 | 50.0 | 2 | 0 | 2 | 0 |
| Southern | - did not play - | | | | | | | |
| Alabama A&M | 0 | 0 | 0 | 0.0 | 0 | 0 | 0 | 0 |
| Alabama State | - did not play - | | | | | | | |
| Grambling State | 6 | 11 | 0 | 54.5 | 84 | 0 | 47 | 2 |
| Florida A&M | - did not play - | | | | | | | |
| MVSU | - did not play - | | | | | | | |
| Bethune-Cookman | - did not play - | | | | | | | |
| Alcorn State | - did not play - | | | | | | | |
| Prairie View A&M | - did not play - | | | | | | | |

| Lockhart | Comp | Att | Int | Pct | Yds | TD | LG | Sacks |
|---|---|---|---|---|---|---|---|---|
| Hampton | - did not play - | | | | | | | |
| Southern Miss | - did not play - | | | | | | | |
| Tuskegee | 15 | 21 | 1 | 71.4 | 254 | 1 | 47 | 1 |
| Southern | - did not play - | | | | | | | |
| Alabama A&M | - did not play - | | | | | | | |
| Alabama State | - did not play - | | | | | | | |
| Grambling State | 4 | 9 | 0 | 44.4 | 103 | 1 | 62 | 0 |
| Florida A&M | 5 | 10 | 0 | 50.0 | 104 | 1 | 42 | 0- |
| MVSU | 21 | 27 | 0 | 77.8 | 241 | 2 | 46 | 1 |
| Bethune-Cookman | 12 | 21 | 1 | 57.1 | 160 | 1 | 83 | 1 |
| Alcorn State | 13 | 16 | 0 | 81.3 | 169 | 1 | 55 | 2 |
| Prairie View A&M | 6 | 9 | 0 | 66.7 | 156 | 1 | 52 | 1 |

## RUSHING

| Player | NO-YDS-TD | HU | USM | TU | SU | AAMU | ALST | GSU | FAMU | MVSU | B-CU | ALCN | PVAMU |
|---|---|---|---|---|---|---|---|---|---|---|---|---|---|
| Miller, Ahmad | 166-1043-5 | 12-180-2 | 9-34-1 | 8-68-0 | 14-101-0 | 14-72-0 | 9-60-0 | 11-24-0 | 19-165-1 | 19-87-0 | 22-118-0 | 16-107-1 | 13-27-1 |
| Davenport, Donerio | 101-658-7 | 6-37-1 | 8-33-0 | 9-58-0 | 8-24-2 | 9-72-0 | 8-37-0 | 11-98-0 | 16-112-1 | 7-29-1 | 11-106-1 | 8-52-0 | - |
| Terrell Jr., Travis | 102-608-5 | 2-10-0 | 10-80-0 | 6-51-0 | 11-51-1 | 7-103-0 | 17-79-0 | 7-5-0 | 9-29-1 | 10-56-1 | 11-103-1 | 3-9-1 | 9-35-0 |
| Morgan, JaCobian | 42-328-1 | 7-53-0 | 9-14-0 | - | 4-5-0 | 12-120-1 | 7-66-0 | 1-7-0 | - | - | - | - | 2-28-1 |
| Lockhart, Jared | 57-189-3 | - | - | 12-44-2 | - | - | - | 7-44-1 | 8-37-0 | 8-30-0 | 8-33-0 | 12-8-0 | 2-[-7]-0 |
| Rembert, Nate | 6-74-1 | 1-10-0 | 1-2-0 | - | - | - | - | 2-16-0 | 1-40-1 | - | - | 1-6-0 | - |
| Dupree, Ja'Naylon | 6-54-1 | - | - | - | - | 1-9-0 | 2-15-0 | - | 1-7-0 | 1-22-1 | - | 1-1-0 | - |
| Matthews, Emari | 13-45-3 | 4-7-1 | 4-29-1 | - | 1-0-0 | 2-4-0 | 2-2-0 | - | - | - | - | - | - |
| Blount IV, Nate | 10-31-0 | - | - | 4-11-0 | - | 3-10-0 | - | - | 1-2-0 | - | - | - | - |
| Christon, Kenan | 8-23-0 | 2-8-0 | - | 5-11-0 | 1-4-0 | - | - | - | - | - | - | - | - |
| Moultrie, Desmond | 4-19-0 | - | - | 4-19-0 | - | - | - | - | - | - | - | - | - |
| Stofa, Parker | 5-16-1 | - | - | 1-1-1 | - | - | - | 5-15-0 | - | - | - | - | - |
| Moss, Bryson | 2-7-0 | - | - | 1-3-0 | 1-4-0 | - | - | - | - | - | - | - | - |
| Paul, Kobe | 1-2-0 | - | - | - | - | - | - | - | - | - | - | - | 1-2-0 |
| Gardner Jr., Jameel | 2-1-0 | - | 1-[-1]-0 | - | - | - | - | - | - | - | - | 1-2-0 | - |

## RECEIVING

| Player | NO-YDS-TD | HU | USM | TU | SU | AAMU | ALST | GSU | FAMU | MVSU | B-CU | ALCN | PVAMU |
|---|---|---|---|---|---|---|---|---|---|---|---|---|---|
| Rembert, Nate | 45-750-7 | 4-31-0 | 4-64-0 | 2-[-2]-0 | 5-102-1 | 3-45-0 | 2-31-1 | 4-126-1 | 2-48-1 | 6-97-2 | 3-28-0 | 6-100-1 | 4-80-0 |
| Gardner Jr., Jameel | 32-483-2 | - | 4-26-0 | 4-85-1 | 7-96-0 | 8-84-0 | 2-49-0 | - | 1-26-0 | 1-3-0 | 3-98-1 | 2-16-0 | - |
| Dupree, Ja'Naylon | 31-509-6 | 3-40-0 | 3-18-0 | 2-57-0 | 5-93-1 | 3-63-2 | 4-53-2 | 3-61-0 | - | 4-58-0 | 1-1-0 | 1-28-0 | 2-37-1 |
| Riley Jr., Jency | 16-169-1 | 2-26-0 | - | - | 2-39-0 | 1-10-0 | 4-27-1 | - | 1-10-0 | 3-33-0 | 2-16-0 | 1-8-0 | - |
| Paul, Kobe | 13-170-0 | - | 2-23-0 | 5-75-0 | - | - | - | 2-35-0 | 1-20-0 | 1-10-0 | - | 1-5-0 | 1-2-0 |
| Davenport, Donerio | 10-59-0 | - | - | 1-13-0 | - | 2-11-0 | 2-11-0 | 1-0-0 | - | 1-11-0 | 2-8-0 | 1-5-0 | - |
| Savage, Shemar | 9-181-3 | 1-7-0 | - | - | - | 3-91-2 | 2-20-1 | - | - | 1-12-0 | - | 1-10-0 | 1-41-0 |
| Terrell Jr., Travis | 6-47-0 | - | - | 1-13-0 | 1-7-0 | 1-10-0 | - | 2-13-0 | - | 1-4-0 | - | - | - |
| Fortilien, Joanes | 5-43-0 | 5-43-0 | - | - | - | - | - | - | - | - | - | - | - |
| Miller, Ahmad | 5-26-0 | - | 1-0-0 | - | - | - | - | 1-15-0 | - | - | 1-9-0 | 1-2-0 | - |
| Bennett, Darren | 2-7-0 | - | - | - | - | - | - | - | - | 2-7-0 | - | - | - |
| Landy, Marvin | 1-15-0 | - | - | 1-15-0 | - | - | - | - | - | - | - | - | - |
| Simmons, Erick | 1-6-0 | - | - | - | - | - | - | - | - | 1-6-0 | - | - | - |

# TEAM TOTALS

| GAME | FINAL SCORE | QUARTERS 1 | 2 | 3 | 4 | OT | FIRST DOWNS R-P-PE | TOT | RUSHING NO-YDS-TD | PASSING C-A-I | YDS | TD | TOT OFF ATT-YDS | PUNTS NO-AVG | F-FL | PENALTIES NO-YDS | FIELD GOALS | TOP |
|---|---|---|---|---|---|---|---|---|---|---|---|---|---|---|---|---|---|---|
| Hampton | 14 | 7 | 0 | 0 | 7 | - | 6-11-3 | 20 | 41-75-1 | 21-29-1 | 201 | 1 | 70-376 | 5-41.4 | 4-2 | 5-33 | 0-0 | 33:33 |
| **at Jackson State** | **28** | **7** | **7** | **0** | **14** | **-** | **11-7-2** | **20** | **34-305-4** | **15-30-0** | **147** | **0** | **64-452** | **7-41.7** | **1-0** | **10-89** | **0-0** | **26:27** |
| **Jackson State** | **20** | **3** | **7** | **0** | **10** | **-** | **11-6-2** | **19** | **42-191-2** | **14-28-2** | **131** | **0** | **70-322** | **5-25.2** | **0-0** | **12-87** | **2-2** | **31:15** |
| at Southern Miss | 38 | 14 | 3 | 7 | 14 | - | 10-11-4 | 25 | 36-139-1 | 22-32-0 | 224 | 3 | 68-363 | 3-39.7 | 0-0 | 4-43 | 1-3 | 28:45 |
| Tuskegee | 0 | 0 | 0 | 0 | 0 | - | 2-3-2 | 7 | 20-24-0 | 11-20-0 | 85 | 0 | 40-109 | 7-39.7 | 0-0 | 7-36 | 0-1 | 23:22 |
| **at Jackson State** | **30** | **7** | **14** | **9** | **0** | **-** | **14-11-1** | **26** | **50-266-3** | **16-23-1** | **256** | **1** | **73-522** | **3-37.3** | **3-0** | **10-118** | **0-1** | **36:38** |
| **Jackson State** | **38** | **7** | **10** | **7** | **14** | **-** | **12-11-6** | **29** | **42-197-3** | **21-32-0** | **337** | **2** | **74-534** | **1-29.0** | **1-1** | **13-107** | **1-3** | **32:17** |
| at Southern | 13 | 3 | 10 | 0 | 0 | - | 6-6-2 | 14 | 32-180-1 | 10-20-1 | 120 | 0 | 52-300 | 5-32.2 | 0-0 | 13-111 | 2-2 | 27:43 |
| **Jackson State** | **57** | **10** | **23** | **10** | **14** | **-** | **14-14-2** | **30** | **49-388-3** | **21-31-0** | **314** | **4** | **80-702** | **2-40.0** | **1-1** | **10-93** | **3-4** | **30:50** |
| vs. Alabama A&M | 24 | 7 | 3 | 14 | 0 | - | 1-15-2 | 18 | 26-59-1 | 27-42-1 | 347 | 2 | 68-406 | 7-33.3 | 1-1 | 8-70 | 1-1 | 28:59 |
| Alabama State | 34 | 0 | 13 | 7 | 14 | - | 11-13-1 | 25 | 33-165-3 | 20-30-1 | 349 | 1 | 63-514 | 2-33.5 | 0-0 | 7-75 | 2-2 | 29:18 |
| **at Jackson State** | **38** | **7** | **10** | **7** | **14** | **-** | **17-8-4** | **29** | **45-257-0** | **16-23-1** | **191** | **5** | **68-448** | **0-0** | **2-1** | **4-55** | **1-2** | **30:42** |
| Grambling State | 26 | 0 | 9 | 7 | 10 | - | 8-10-2 | 20 | 33-122-1 | 17-29-0 | 243 | 2 | 62-365 | 3-31.3 | 3-1 | 9-74 | 2-3 | 29:18 |
| **at Jackson State** | **24** | **10** | **0** | **0** | **14** | **-** | **13-9-3** | **25** | **45-198-2** | **13-26-0** | **250** | **1** | **71-448** | **3-18.7** | **3-1** | **8-77** | **1-1** | **30:42** |
| **Jackson State** | **41** | **3** | **7** | **14** | **17** | **-** | **16-4-1** | **21** | **56-302-4** | **5-10-0** | **104** | **1** | **66-496** | **3-35.7** | **2-1** | **10-135** | **2-2** | **30:57** |
| at Florida A&M | 16 | 0 | 3 | 7 | 6 | - | 5-5-3 | 13 | 23-70-0 | 16-29-0 | 132 | 2 | 52-202 | 6-36.3 | 2-1 | 7-58 | 1-1 | 26:30 |
| **Jackson State** | **42** | **7** | **14** | **14** | **7** | **-** | **14-12-3** | **29** | **45-254-3** | **21-27-0** | **241** | **2** | **72-465** | **4-38.2** | **1-1** | **4-44** | **0-1** | **31:30** |
| at Mississippi Valley St. | 3 | 0 | 3 | 0 | 0 | - | 5-7-1 | 13 | 28-53-0 | 15-35-1 | 126 | 0 | 63-179 | 8-50.5 | 3-1 | 6-70 | 1-1 | 28:30 |
| Bethune-Cookman | 13 | 7 | 3 | 3 | 0 | - | 4-9-0 | 13 | 25-75-0 | 15-28-2 | 215 | 0 | 53-290 | 6-50.3 | 1-1 | 2-15 | 2-2 | 25:31 |
| **at Jackson State** | **28** | **7** | **7** | **7** | **7** | **-** | **18-4-0** | **22** | **52-360-2** | **12-21-1** | **160** | **1** | **73-520** | **4-37.5** | **1-1** | **7-50** | **0-1** | **34:29** |
| Alcorn State | 21 | 0 | 7 | 7 | 7 | - | 9-9-1 | 19 | 33-148-1 | 22-34-0 | 242 | 2 | 67-390 | 6-39.7 | 1-1 | 10-85 | 0-0 | 29:13 |
| **at Jackson State** | **27** | **17** | **7** | **0** | **3** | **-** | **9-7-1** | **17** | **42-201-2** | **13-18-0** | **234** | **1** | **60-370** | **3-42.0** | **2-1** | **10-87** | **2-2** | **30:47** |
| Prairie View A&M | 23 | 7 | 6 | 10 | 0 | - | 9-9-1 | 19 | 50-130-1 | 17-29-1 | 294 | 1 | 79-424 | 2-33.5 | 4-2 | 8-82 | 3-4 | 38:56 |
| **at Jackson State** | **21** | **0** | **7** | **14** | **0** | **-** | **4-4-2** | **10** | **27-84-2** | **8-15-1** | **160** | **1** | **42-244** | **7-36.9** | **0-0** | **8-78** | **0-1** | **21:04** |

# GAME-BY-GAME STARTERS

## OFFENSE

| | WR | TE | LT | LG | C | RG | RT | WR | WR | QB | RB |
|---|---|---|---|---|---|---|---|---|---|---|---|
| Hampton | Savage | Bennett | Barton | Townes-Blue | Villaneuva | White | Q. Davis | Rembert | Fortilien | Morgan | Terrell Jr. |
| Southern Miss | Paul | Bennett | Barton | Townes-Blue | Villaneuva | B. Williams | Q. Davis | Rembert | Fortilien | Morgan | Terrell Jr. |
| Tuskegee | Paul | Landy | Barton | Villaneuva | Smith | B. Williams | Q. Davis | Dupree | Gardner Jr. | Lockhart | Miller |
| Southern | Paul | Riley Jr. | Barton | Villaneuva | Valbuena | B. Williams | Q. Davis | Rembert | Gardner Jr. | Morgan | Terrell Jr. |
| Alabama A&M | Savage | Rlley Jr. | James | Townes-Blue | Smith | B. Williams | Q. Davis | Rembert | Gardner Jr. | Morgan | Terrell |
| Alabama State | Savage | RileyJr. | Barton | Townes-Blue | Smith | B. Williams | Q. Davis | Rembert | Gardner Jr. | Morgan | Davenport |
| Grambling State | Paul | Riley Jr. | Barton | Townes-Blue | Smith | B. Williams | Q. Davis | Rembert | Gardner Jr. | Morgan | Miller |
| Florida A&M | Paul | Riley Jr. | Barton | Townes-Blue | Smith | B. Williams | Q. Davis | Rembert | Gardner Jr. | Lockhart | Miller |
| MVSU | Paul | Riley Jr. | Barton | Townes-Blue | Smith | B. Williams | Q. Davis | Rembert | Gardner Jr. | Lockhart | Miller |
| Bethune-Cookman | Paul | Riley Jr. | Barton | Townes-Blue | Smith | B. Williams | Q. Davis | Rembert | Gardner Jr. | Lockhart | Miller |
| Alcorn State | Paul | Riley Jr. | Barton | Townes-Blue | Smith | B. Williams | Q. Davis | Rembert | Gardner Jr. | Lockhart | Miller |
| Prairie View A&M | Paul | Riley Jr. | Barton | Townes-Blue | Smith | B. Williams | Q. Davis | Rembert | Gardner Jr. | Morgan | Miller |

# GAME-BY-GAME STARTERS

## DEFENSE

| | WOLF | 3T | NT | RU | MLB | WLB | NB | CB | FS | SS | CB |
|---|---|---|---|---|---|---|---|---|---|---|---|
| Hampton | Ivory | Wells | Lacy | Brown Jr. | Pulliam | Taylor | Hawkins | Chisholm Jr. | Sallis | Washington | Smith III |
| Southern Miss | Ivory | Wells | J. Williams | Brown Jr. | Pulliam | Taylor | Hawkins | Chisholm Jr. | Sallis | Washington | Smith III |
| Tuskegee | Ivory | Wells | Ware | Brown Jr. | Pulliam | Hargon | Dunn Jr. | Chisholm Jr. | Sallis | Washington | Rogers |
| Southern | Ivory | Wells | J. Williams | Brown Jr. | Pulliam | Taylor | Hawkins | Chisholm Jr. | Sallis | Washington | Rogers |
| Alabama A&M | Ivory | Wells | J. Williams | Brown Jr. | Pulliam | Hargon | Hawkins | Chisholm Jr. | Sallis | Washington | Rogers |
| Alabama State | Ivory | Wells | J. Williams | Brown Jr. | Pulliam | Taylor | Dunn Jr. | Chisholm Jr. | Helton | Washington | Smith III |
| Grambling State | Ivory | Wells | J. Williams | Brown Jr. | Pulliam | Taylor | Dunn Jr. | Rogers | Sallis | Hawkins | Smith III |
| Florida A&M | Ivory | Wells | J. Williams | Brown Jr. | Pulliam | Taylor | Hawkins | Chisholm Jr. | Sallis | Washington | Rogers |
| MVSU | Ivory | Bowie | J. Williams | Brown Jr. | Pulliam | Taylor | Dunn Jr. | Chishom Jr. | Sallis | Washington | Rogers |
| Bethune-Cookman | Ivory | Bowie | J. Williams | Brown Jr. | Pulliam | Taylor | Dunn Jr. | Chisholm Jr. | Sallis | Washington | Rogers |
| Alcorn State | Ivory | Wells | J. Williams | Brown Jr. | Pulliam | Taylor | Dunn Jr. | Chisholm Jr. | Sallis | Washington | Rogers |
| Prairie View A&M | Ivory | Wells | J. Williams | Brown Jr. | Pulliam | Taylor | Hawkins | Chisholm Jr. | Sallis | Washington | Rogers |

## 3RD-DOWN CONVERSIONS

| Date | Opponent | Score | Overall | 1st Qtr | 2nd Qtr | 3rd Qtr | 4th Qtr |
|---|---|---|---|---|---|---|---|
| Aug. 30 | Hampton | W, 28-14 | 6-14 / 43% | 1-4 / 25% | 0-2 / 0% | 2-4 / 50% | 3-4 / 75% |
| Sept. 6 | at Southern Miss | L, 20-38 | 5-16 / 31% | 2-6 / 33% | 0-3 / 0% | 1-3 / 33% | 2-4 / 50% |
| Sept. 13 | Tuskegee | W, 30-0 | 7-12 / 58% | 0-2 / 0% | 2-3 / 67% | 2-3 / 67% | 3-4 / 75% |
| Sept. 27 | at Southern | W, 38-13 | 7-13 / 54% | 0-2 / 0% | 4-7 / 57% | 0-1 / 0% | 3-3 / 100% |
| Oct. 4 | vs. Alabama A&M* | W, 57-24 | 10-15 / 67% | 2-5 / 40% | 2-2 / 100% | 4-5 / 80% | 2-3 / 67% |
| Oct. 11 | Alabama State* | W, 38-34 | 8-12 / 67% | 2-3 / 67% | 1-2 / 50% | 3-4 / 75% | 3-5 / 80% |
| Oct. 25 | vs. Grambling State* | L, 24-26 | 8-15 / 53% | 3-4 / 75% | 1-3 / 33% | 2-4 / 50% | 2-4 / 50% |
| Nov. 1 | at Florida A&M* | W, 41-16 | 9-15 / 60% | 2-4 / 50% | 1-3 / 33% | 3-5 / 60% | 3-3 / 100% |
| Nov. 8 | at MVSU* | W, 42-3 | 5-11 / 45% | 3-5 / 60% | 1-3 / 33% | 1-2 / 50% | 0-1 / 0% |
| Nov. 15 | Bethune-Cookman* | W, 28-13 | 4-12 / 33% | 1-5 / 20% | 0-1 / 0% | 2-3 / 67% | 1-3 / 33% |
| Nov. 22 | Alcorn State* | W, 27-21 | 6-13 / 46% | 2-4 / 50% | 2-3 / 67% | 1-4 / 25% | 1-2 / 50% |
| Dec. 6 | Prairie View A&M | L, 21-23 | 2-10 / 20% | 1-5 / 20% | 0-1 / 0% | 1-3 / 33% | 0-1 / 0% |

## 4TH-DOWN CONVERSIONS

| Date | Opponent | Score | Overall | 1st Qtr | 2nd Qtr | 3rd Qtr | 4th Qtr |
|---|---|---|---|---|---|---|---|
| Aug. 30 | Hampton | W, 28-14 | 0-0 / 0% | 0-0 / 0% | 0-0 / 0% | 0-0 / 0% | 0-0 / 0% |
| Sept. 6 | at Southern Miss | L, 20-38 | 1-1 / 100% | 0-0 / 0% | 1-1 / 100% | 0-0 / 0% | 0-0 / 0% |
| Sept. 13 | Tuskegee | W, 30-0 | 0-0 / 0% | 0-0 / 0% | 1-1 / 100% | 0-0 / 0% | 0-0 / 0% |
| Sept. 27 | at Southern* | W, 38-13 | 1-1 / 100% | 1-1 / 100% | 0-0 / 100% | 0-0 / 0% | 0-0 / 0% |
| Oct. 4 | vs. Alabama A&M* | W, 57-24 | 0-0 / 0% | 0-0 / 0% | 0-0 / 0% | 0-0 / 0% | 0-0 / 0% |
| Oct. 11 | Alabama State* | W, 38-34 | 0-0 / 0% | 0-0 / 0% | 0-0 / 0% | 0-0 / 0% | 0-0 / 0% |
| Oct. 25 | vs. Grambling State* | L, 24-26 | 2-3 / 67% | 0-0 / 0% | 0-0 / 0% | 0-1 / 0% | 2-2 / 100% |
| Nov. 1 | at Florida A&M* | W, 41-16 | 1-1 / 100% | 0-0 / 0% | 0-0 / 0% | 1-1 / 100% | 0-0 / 0% |
| Nov. 8 | at MVSU* | W, 42-6 | 1-1 / 100% | 0-0 / 0% | 1-1 / 100% | 0-0 / 0% | 0-0 / 0% |
| Nov. 15 | Bethune-Cookman* | W, 28-13 | 2-3 / 67% | 1-1 / 100% | 1-1 / 100% | 0-1 / 0% | 0-0 / 0% |
| Nov. 22 | Alcorn State* | W, 27-21 | 1-2 / 50% | 1-1 / 100% | 0-0 / 0% | 0-1 / 0% | 0-0 / 0% |
| Dec. 6 | Prairie View A&M | L, 21-23 | 1-1 / 100% | 1-1 / 100% | 0-0 / 0% | 0-0 / 0% | 0-0 / 0% |

## TIME OF POSSESSION

| Date | Opponent | Score | Overall | 1st Qtr | 2nd Qtr | 3rd Qtr | 4th Qtr |
|---|---|---|---|---|---|---|---|
| Aug. 30 | Hampton | W, 28-14 | 26:27 | 8:20 | 3:20 | 6:48 | 7:59 |
| Sept. 6 | at Southern Miss | L, 20-38 | 31:15 | 10:01 | 8:00 | 5:58 | 7:16 |
| Sept. 13 | Tuskegee | W, 30-0 | 36:38 | 8:36 | 7:28 | 10:59 | 9:35 |
| Sept. 27 | at Southern* | W, 38-13 | 32:17 | 4:49 | 9:33 | 7:42 | 10:13 |
| Oct. 4 | vs. Alabama A&M* | W, 57-24 | 30:50 | 8:35 | 6:11 | 8:41 | 7:23 |
| Oct. 11 | Alabama State* | W, 38-34 | 30:42 | 8:06 | 5:26 | 7:29 | 9:41 |
| Oct. 25 | vs. Grambling State* | L, 24-26 | 30:42 | 9:06 | 5:56 | 7:09 | 8:31 |
| Nov. 1 | at Florida A&M* | W, 41-16 | 30:57 | 8:15 | 4:47 | 9:52 | 8:03 |
| Nov. 8 | at MVSU* | W, 42-3 | 31:30 | 9:13 | 11:04 | 6:58 | 4:15 |
| Nov. 15 | Bethune-Cookman* | W, 28-3 | 34:29 | 8:04 | 9:53 | 7:36 | 8:56 |
| Nov. 22 | Alcorn State* | W, 27-21 | 30:47 | 9:43 | 6:53 | 7:51 | 6:20 |
| Dec. 6 | Prairie View A&M | L, 21-23 | 21:04 | 5:37 | 6:30 | 6:17 | 2:40 |

## TURNOVER CHART

| | Giveaways | | | | Takeaways | |
|---|---|---|---|---|---|---|
| Opponent | FUM | INT | TOT | Mar | FUM | INT |
| Hampton | 0 | 0 | 0 | +3 | 2 | 1 |
| Southern Miss | 0 | 2 | 2 | -2 | 0 | 0 |
| Tuskegee | 0 | 2 | 2 | -2 | 0 | 0 |
| Southern | 1 | 0 | 1 | 0 | 0 | 1 |
| Alabama A&M | 1 | 0 | 1 | +1 | 1 | 1 |
| Alabama State | 1 | 1 | 2 | -1 | 0 | 1 |
| Grambling State | 1 | 0 | 1 | 0 | 1 | 0 |
| Florida A&M | 1 | 0 | 1 | 0 | 1 | 0 |
| MVSU | 1 | 0 | 1 | +1 | 1 | 1 |
| Bethune-Cookman | 1 | 1 | 2 | +1 | 1 | 2 |
| Alcorn State | 1 | 0 | 1 | 0 | 1 | 0 |
| Prairie View A&M | 0 | 1 | 1 | +2 | 2 | 1 |

## OPENING DRIVES - OFF

| Opponent | First Half | Second Half |
|---|---|---|
| Hampton | Punt | Punt |
| Southern Miss | Punt | Punt |
| Tuskegee | Touchdown | Punt |
| Southern | Punt | Touchdown |
| Alabama A&M | Field Goal | Touchdown |
| Alabama State | Touchdown | Touchdown |
| Grambling State | Touchdown | Punt |
| Florida A&M | Fumble | Touchdown |
| MVSU | Punt | Touchdown |
| Bethune-Cookman | Touchdown | Downs |
| Alcorn State | Touchdown | Punt |
| Prairie View A&M | Punt | Punt |

## OPENING DRIVES - DEF

| Opponent | First Half | Second Half |
|---|---|---|
| Hampton | Touchdown | Punt |
| Southern Miss | Missed FG | Punt |
| Tuskegee | Punt | Punt |
| Southern | Punt | Downs |
| Alabama A&M | Fumble | Touchdown |
| Alabama State | Punt | Touchdown |
| Grambling State | Punt | Touchdown |
| Florida A&M | Punt | Touchdown |
| MVSU | Punt | Punt |
| Bethune-Cookman | Punt | Field Goal |
| Alcorn State | Punt | Touchdown |
| Prairie View A&M | Missed FG | Field Goal |

# RED ZONE CHART

| | Jackson State | | | | | | Opponents | | | | |
|---|---|---|---|---|---|---|---|---|---|---|---|
| Opponent | No. | TD | R/P | TD% | FG% | Score% | No. | TD | FG | Score% | TD% |
| Hampton | 3 | 3 | 3/0 | 100.0 | 0.0 | 100.0 | 1 | 1 | 0 | 100.0 | 100.0 |
| Southern Miss | 1 | 1 | 1/0 | 100.0 | 0.0 | 100.0 | 5 | 4 | 1 | 100.0 | 80.0 |
| Tuskegee | 7 | 4 | 4/0 | 57.1 | 0.0 | 57.1 | 0 | 0 | 0 | 0.0 | 0.0 |
| Southern | 6 | 3 | 3/0 | 50.0 | 16.7 | 66.7 | 3 | 2 | 0 | 66.7 | 66.7 |
| Alabama A&M | 7 | 4 | 3/1 | 57.1 | 28.6 | 85.7 | 2 | 1 | 0 | 50.0 | 50.0 |
| Alabama State | 5 | 4 | 4/0 | 80.0 | 20.0 | 100.0 | 7 | 4 | 2 | 85.7 | 57.1 |
| Grambling State | 4 | 2 | 2/0 | 50.0 | 25.0 | 75.0 | 2 | 1 | 1 | 100.0 | 50.0 |
| Florida A&M | 5 | 2 | 2/0 | 40.0 | 40.0 | 80.0 | 3 | 2 | 1 | 100.0 | 66.7 |
| MVSU | 6 | 4 | 2/2 | 66.7 | 0.0 | 66.7 | 0 | 0 | 0 | 0.0 | 0.0 |
| Bethune-Cookman | 2 | 1 | 1/0 | 50.0 | 0.0 | 50.0 | 0 | 0 | 0 | 0.0 | 0.0 |
| Alcorn State | 4 | 2 | 2/0 | 50.0 | 50.0 | 100.0 | 2 | 1 | 0 | 50.0 | 50.0 |
| Prairie View A&M | 2 | 2 | 2/0 | 100.0 | 0.0 | 100.0 | 4 | 1 | 2 | 75.0 | 25.0 |

# PREGAME COIN TOSS

| Opponent | Result | Score |
|---|---|---|
| Hampton | Hampton wins toss / defers | W, 28-14 |
| Southern Miss* | Southern Miss wins toss / defers | L, 20-38 |
| Tuskegee | Jackson State wins toss / defers | W, 30-0 |
| Southern* | Southern wins toss / defers | W, 38-13 |
| Alabama A&M* | Jackson State wins toss / defers | W, 57-24 |
| Alabama State | Alabama State wins toss / defers | W, 38-34 |
| Grambling State | Jackson State wins toss / defers | L, 24-26 |
| Florida A&M* | Jackson State wins toss / defers | W, 41-16 |
| MVSU* | MVSU wins toss | W, 42-3 |
| Bethune-Cookman | Jackson State wins toss / receives | W, 28-13 |
| Alcorn State | Alcorn State wins toss / defers | W, 27-21 |
| Prairie View A&M | Prairie View A&M wins toss / defers | L, 21-23 |

** - toss called by Jackson State*

# DEFENSIVE LEADERS

| | GP | UA | AT | TT | TFL-YDS | SACK-YDS | INT | PBU | QBH | FR | FF | BLK | SAF |
|---|---|---|---|---|---|---|---|---|---|---|---|---|---|
| Pulliam, Reid | 12 | 40 | 34 | 74.0 | 10.0-22 | 1.5-5 | 0 | 2 | 3 | 1 | 1 | 0 | 1 |
| Ivory, Quincy | 12 | 33 | 38 | 71.0 | 14.0-72 | 6.0-39 | 1 | 0 | 6 | 1 | 2 | 0 | 0 |
| Hawkins, Shamar | 12 | 32 | 26 | 58.0 | 0.5-3 | 0.5-3 | 0 | 1 | 1 | 1 | 0 | 0 | 0 |
| Sallis, Kam | 11 | 27 | 26 | 53.0 | 0-0 | 0-0 | 2 | 2 | 0 | 0 | 2 | 0 | 0 |
| Washington, B.J. | 12 | 22 | 28 | 50.0 | 2.0-4 | 0-0 | 2 | 6 | 0 | 2 | 0 | 0 | 0 |
| Taylor, Ashton | 11 | 35 | 14 | 49.0 | 10.0-34 | 2.0-15 | 0 | 4 | 8 | 1 | 2 | 0 | 0 |
| Jones, Carmelo | 11 | 17 | 19 | 36.0 | 4.5-9 | 0-0 | 0 | 1 | 1 | 0 | 0 | 0 | 0 |
| Williams, Jeremiah | 10 | 16 | 19 | 35.0 | 7.0-14 | 2.0-4 | 0 | 0 | 5 | 0 | 1 | 0 | 0 |
| Chisholm, KJ | 12 | 24 | 10 | 34.0 | 1.0-4 | 0-0 | 0 | 5 | 0 | 0 | 0 | 0 | 0 |
| Brown Jr., John | 12 | 16 | 17 | 33.0 | 5.5-34 | 2.5-25 | 0 | 1 | 3 | 0 | 1 | 0 | 0 |
| Hargon, J'Cori | 12 | 13 | 20 | 33.0 | 3.5-12 | 0-0 | 0 | 0 | 0 | 0 | 0 | 0 | 0 |
| Wells, Tymon | 11 | 11 | 17 | 28.0 | 5.0-23 | 2.0-16 | 0 | 0 | 4 | 1 | 0 | 0 | 0 |
| Rogers, Khamauri | 12 | 10 | 6 | 16.0 | 0-0 | 0-0 | 1 | 5 | 0 | 0 | 0 | 0 | 0 |
| Ward, Jace | 11 | 10 | 6 | 16.0 | 1.5-6 | 0-0 | 1 | 0 | 1 | 0 | 0 | 0 | 0 |
| Dunn Jr., Frankie | 11 | 9 | 8 | 16.0 | 0-0 | 0-0 | 0 | 3 | 0 | 1 | 0 | 0 | 0 |
| Bowie, Kazarius | 11 | 7 | 7 | 14.0 | 1.0-3 | 0-0 | 0 | 0 | 3 | 0 | 0 | 2 | 0 |
| Chaney, Vernorrius | 11 | 11 | 2 | 13.0 | 0.5-1 | 0-0 | 0 | 0 | 0 | 1 | 0 | 0 | 0 |
| Cooks II, Stanley | 12 | 6 | 6 | 12.0 | 3.0-12 | 1.0-10 | 0 | 0 | 0 | 0 | 0 | 0 | 0 |
| Ware, Jaylan | 11 | 4 | 8 | 12.0 | 1.0-7 | 0.5-6 | 0 | 0 | 0 | 0 | 0 | 0 | 0 |
| Wyatt, Levi | 12 | 9 | 3 | 12.0 | 0-0 | 0-0 | 0 | 4 | 0 | 0 | 0 | 0 | 0 |
| Bass Jr., Keith | 9 | 3 | 6 | 9.0 | 0-0 | 0-0 | 0 | 0 | 0 | 0 | 0 | 0 | 0 |
| Lacey, Dimonyai | 10 | 5 | 4 | 9.0 | 2.5-4 | 0-0 | 0 | 1 | 1 | 0 | 0 | 0 | 0 |
| Smith III, Mike | 11 | 6 | 3 | 9.0 | 0-0 | 0-0 | 1 | 1 | 0 | 0 | 0 | 0 | 0 |
| Helton, Jordan | 10 | 3 | 4 | 7.0 | 0-0 | 0-0 | 0 | 1 | 0 | 0 | 0 | 0 | 0 |
| Higgins, Josh | 9 | 3 | 3 | 6.0 | 0.5-1 | 0-0 | 0 | 1 | 0 | 0 | 0 | 0 | 0 |
| Varner, Kanye | 7 | 3 | 3 | 6.0 | 1.0-2 | 1.0-2 | 0 | 0 | 1 | 0 | 0 | 0 | 0 |
| Evans, Kam | 9 | 3 | 2 | 5.0 | 0-0 | 0-0 | 0 | 0 | 0 | 0 | 0 | 0 | 0 |
| Lundy, Kenzavius | 7 | 2 | 1 | 3.0 | 0-0 | 0-0 | 0 | 0 | 0 | 0 | 0 | 0 | 0 |
| Patton, Dazerick | 10 | 2 | 1 | 3.0 | 0-0 | 0-0 | 0 | 0 | 0 | 0 | 0 | 0 | 0 |
| Robinson Jr., Michael | 10 | 0 | 3 | 3.0 | 0-0 | 0-0 | 0 | 0 | 0 | 0 | 0 | 0 | 0 |
| Blount IV, Nate | 12 | 0 | 2 | 2.0 | 0-0 | 0-0 | 0 | 0 | 0 | 0 | 0 | 0 | 0 |
| Enechukwu, Anthony | 2 | 0 | 2 | 2.0 | 0-0 | 0-0 | 0 | 0 | 0 | 0 | 0 | 0 | 0 |
| Acker, Jaylin | 3 | 0 | 1 | 1.0 | 0-0 | 0-0 | 0 | 0 | 0 | 0 | 0 | 0 | 0 |
| Davenport, Donerio | 11 | 1 | 0 | 1.0 | 0-0 | 0-0 | 0 | 0 | 0 | 0 | 0 | 0 | 0 |
| Davis, Quaveon | 11 | 1 | 0 | 1.0 | 0-0 | 0-0 | 0 | 0 | 0 | 0 | 0 | 0 | 0 |
| Evans, Trevon | 3 | 1 | 0 | 1.0 | 0-0 | 0-0 | 0 | 0 | 0 | 0 | 0 | 0 | 0 |
| Jones, Jabari | 9 | 1 | 0 | 1.0 | 0-0 | 0-0 | 0 | 0 | 0 | 0 | 0 | 0 | 0 |
| Naylor, Simon | 12 | 1 | 0 | 1.0 | 0-0 | 0-0 | 0 | 0 | 0 | 0 | 0 | 0 | 0 |
| Savage, Shemar | 10 | 1 | 0 | 1.0 | 0-0 | 0-0 | 0 | 0 | 0 | 0 | 0 | 0 | 0 |
| Smith Jr., Almetris | 10 | 1 | 0 | 1.0 | 0-0 | 0-0 | 0 | 0 | 0 | 0 | 0 | 0 | 0 |
| Townes-Blue, D'Andre | 10 | 1 | 0 | 1.0 | 0-0 | 0-0 | 0 | 0 | 0 | 0 | 0 | 0 | 0 |
| **Total** | **12** | **390** | **350** | **740.0** | **74.0-267** | **19.0-125** | **8** | **38** | **37** | **10** | **9** | **2** | **1** |
| **Opponents** | **12** | **471** | **372** | **843.0** | **56.0-178** | **13.0-86** | **6** | **34** | **15** | **8** | **7** | **4** | **0** |

# DEFENSIVE GAME-BY-GAME

## TACKLES

| Player | UT-A-TT | HU | USM | TU | SU | AAMU | ALST | GSU | FAMU | MVSU | B-CU | ALCN | PVAMU |
|---|---|---|---|---|---|---|---|---|---|---|---|---|---|
| Pulliam, Reid | 40-34-74 | 4-3-7 | 3-4-7 | 4-1-5 | 1-1-2 | 0-4-4 | 1-1-2 | 7-3-10 | 3-1-4 | 3-4-7 | 3-3-6 | 4-2-6 | 7-7-14 |
| Ivory, Quincy | 33-38-71 | 4-4-8 | 2-8-10 | 3-4-7 | 1-1-2 | 3-7-10 | 8-4-12 | 3-2-5 | 3-0-3 | 2-1-3 | 0-1-1 | 2-1-3 | 2-5-7 |
| Hawkins, Shamar | 32-26-58 | 4-2-6 | 3-5-8 | - | 2-1-3 | 3-0-3 | 2-6-8 | 2-2-4 | 2-0-2 | 2-3-5 | 2-1-3 | 4-4-8 | 6-2-8 |
| Taylor, Ashton | 33-17-50 | 3-1-4 | 4-0-4 | - | 6-1-7 | 1-0-1 | 2-2-4 | 3-0-3 | 3-2-5 | 4-1-5 | 2-2-4 | 3-4-7 | 2-4-6 |
| Sallis, Kam | 27-23-51 | 2-2-4 | 0-7-7 | 2-3-5 | 3-2-5 | 2-0-2 | - | 0-3-3 | 3-0-3 | 4-1-5 | 2-1-3 | 1-1-2 | 8-4-12 |
| Washington, B.J. | 25-24-49 | 2-6-8 | 5-4-9 | 1-2-3 | 2-1-3 | 0-1-1 | 2-3-5 | 2-2-4 | 2-0-2 | 3-0-3 | 0-3-3 | 2-3-5 | 5-0-5 |
| Jones, Carmelo | 17-19-36 | 3-2-5 | 2-5-7 | 2-2-4 | 2-1-3 | - | - | 1-4-5 | 3-0-3 | 1-2-3 | 1-0-1 | 2-1-3 | 0-1-1 |
| Brown Jr., John | 16-17-33 | 4-1-5 | 0-2-2 | 1-1-2 | 2-1-3 | 1-2-3 | 2-0-2 | 1-5-6 | 2-0-2 | - | 1-2-3 | 1-3-4 | 1-0-1 |
| Williams, Jeremiah | 16-19-35 | - | 0-3-3 | - | 3-2-5 | 1-1-2 | 1-3-4 | 0-4-4 | 3-1-4 | - | 1-0-1 | 2-2-4 | 4-1-5 |
| Chisholm Jr., KJ | 24-10-34 | 2-0-2 | 2-1-3 | - | 1-1-2 | 1-2-3 | 4-1-5 | 3-2-5 | 1-0-1 | 1-0-1 | 2-1-3 | 4-2-6 | 3-0-3 |
| Hargon, J'Cori | 13-20-33 | 1-2-3 | 0-4-4 | 3-3-6 | 1-2-3 | 1-5-6 | 1-1-2 | - | 1-0-1 | - | 1-1-2 | 1-2-3 | 3-0-3 |
| Wells, Tymon | 11-17-28 | 1-1-2 | 1-1-2 | - | - | 0-7-7 | 1-3-4 | 1-0-1 | 4-1-5 | - | 2-2-4 | 0-1-1 | 1-1-2 |
| Ward, Jace | 10-6-16 | 2-0-2 | 0-3-3 | 0-1-1 | 1-0-1 | 4-2-6 | 1-0-1 | - | - | 1-0-1 | - | 1-0-1 | - |
| Rogers, Khamauri | 10-6-16 | 2-0-2 | 0-1-1 | - | 1-0-1 | 1-3-4 | 0-2-2 | - | 1-0-1 | - | 2-0-2 | 2-0-2 | 1-0-1 |
| Dunn Jr., Frankie | 8-8-16 | 1-0-1 | - | 2-0-2 | - | 0-4-4 | 0-1-1 | - | - | 1-1-2 | 3-2-5 | 0-1-1 | 1-0-1 |
| Chaney, Vernorrius | 11-2-13 | - | 1-0-1 | 1-0-1 | 1-0-1 | 1-0-1 | - | 1-0-1 | - | 3-2-5 | 2-0-2 | 1-0-1 | - |
| Bowie, Kazarius | 6-7-13 | 1-0-1 | 0-3-3 | - | 1-0-1 | - | 1-1-2 | 0-1-1 | - | 1-0-1 | 1-1-2 | - | 1-1-2 |
| Cooks II, Stanley | 6-6-12 | 3-0-3 | 0-3-3 | - | 1-0-1 | 1-1-2 | - | 0-2-2 | - | 1-0-1 | - | - | - |
| Wyatt, Levi | 9-3-12 | 1-0-1 | 0-1-1 | - | - | - | 2-1-3 | - | 2-0-2 | - | 1-0-1 | 3-0-3 | 0-1-1 |
| Ware, Jaylan | 5-7-12 | - | 1-1-2 | - | - | 0-2-2 | - | 1-0-1 | - | 0-1-1 | - | 1-0-1 | 2-2-4 |
| Smith III, Mike | 6-3-9 | 0-1-1 | 1-0-1 | 1-0-1 | - | 1-1-2 | - | 2-1-3 | - | 1-0-1 | - | - | - |
| Lacey, Dimonyai | 5-4-9 | 3-0-3 | 0-1-1 | - | - | 0-2-2 | - | 0-1-1 | - | - | - | 2-0-2 | - |
| Bass Jr., Keith | 3-6-9 | - | 0-1-1 | - | - | 2-2-4 | - | - | - | 0-1-1 | 0-1-1 | 1-0-1 | 0-1-1 |
| Helton, Jordan | 3-4-7 | - | - | 1-0-1 | 1-0-1 | - | 1-2-3 | - | 0-1-1 | - | - | - | - |
| Higgins, Josh | 3-3-6 | 2-0-2 | 0-1-1 | 0-1-1 | - | - | 1-0-1 | 0-1-1 | - | - | - | - | - |
| Varner, Kanye | 3-3-6 | - | 0-1-1 | - | - | - | - | - | 1-0-1 | - | 1-1-2 | - | 1-1-2 |
| Evans, Kam | 3-2-5 | - | - | 1-0-1 | 2-0-2 | 0-2-2 | - | - | - | - | - | - | - |
| Lundy, Kenzaius | 2-1-3 | - | - | - | 1-0-1 | - | - | - | - | 0-1-1 | - | - | - |
| Patton, Dazerick | 2-1-3 | - | 0-1-1 | 1-0-1 | - | - | 1-0-1 | - | - | - | - | - | - |
| Robinson Jr., Michael | 0-3-3 | - | 0-1-1 | - | - | 0-1-1 | 0-1-1 | - | - | - | - | - | - |
| Blount IV, Nate | 0-2-2 | - | - | - | - | 0-1-1 | - | 0-1-1 | - | - | - | - | - |
| Enechukwu, Anthony | 0-2-2 | - | - | - | - | - | - | - | - | - | 0-1-1 | - | 0-1-1 |
| Evans, Trevon | 1-0-1 | - | - | - | - | - | - | - | - | - | 1-0-1 | - | - |
| Smith, Almetris | 1-0-1 | - | 1-0-1 | - | - | - | - | - | - | - | - | - | - |
| Davis, Quaveon | 1-0-1 | - | 1-0-1 | - | - | - | - | - | - | - | - | - | - |
| Townes-Blue, D'Andre | 1-0-1 | - | - | - | - | - | 1-0-1 | - | - | - | - | - | - |
| Jones, Jabari | 1-0-1 | - | - | - | - | - | - | 1-0-1 | - | - | - | - | - |
| Naylor, Simon | 1-0-1 | - | - | - | - | - | - | - | 1-0-1 | - | - | - | - |
| Davenport, Donerio | 1-0-1 | - | - | - | - | - | - | - | - | 1-0-1 | - | - | - |
| Savage, Shemar | 1-0-1 | - | - | - | - | - | - | - | - | - | - | - | 1-0-1 |
| Acker, Jaylin | 0-1-1 | - | - | - | - | - | - | - | - | - | 0-1-1 | - | - |

# DEFENSIVE GAME-BY-GAME

## TACKLES FOR LOSS

| Player | TFL-YDS | HU | USM | TU | SU | AAMU | ALST | GSU | FAMU | MVSU | B-CU | ALCN | PVAMU |
|---|---|---|---|---|---|---|---|---|---|---|---|---|---|
| Ivory, Quincy | 14.0-72 | 3.5-14 | 1.5-14 | 2.0-6 | 1.0-3 | 1.0-1 | 0.5-2 | 1.0-2 | - | 1.5-22 | 0.5-2 | 1.0-5 | 0.5-1 |
| Pulliam, Reid | 10.0-22 | 0.5-1 | - | 2.0-3 | - | - | - | 2.0-4 | 0.5-0 | 1.0-3 | 2.5-8 | 1.0-2 | 0.5-1 |
| Taylor, Ashton | 10.0-34 | 1.0-1 | 1.0-4 | - | 1.0-11 | - | - | 2.0-4 | 3.0-7 | - | - | - | 2.0-7 |
| Williams, Jeremiah | 7.0-12 | - | - | - | 0.5-1 | - | 1.0-1 | 0.5-1 | 1.0-3 | 1.0-1 | - | 0.5-1 | 2.0-6 |
| Brown Jr., John | 5.5-34 | - | - | 1.0-14 | 0.5-1 | - | - | 1.5-2 | 1.0-6 | - | 0.5-4 | - | 1.0-7 |
| Wells, Tymon | 5.0-23 | 1.0-3 | 0.5-0 | - | - | 0.5-1 | - | 1.0-13 | 0.5-1 | - | 1.5-5 | - | - |
| Jones, Carmelo | 4.5-9 | 1.0-2 | - | 0.5-1 | 0.5-0 | - | - | - | 1.0-3 | 0.5-2 | - | 0.5-0 | 0.5-1 |
| Hargon, J'Cori | 3.5-12 | 1.5-8 | 0.5-0 | 1.0-4 | 0.5-0 | - | - | - | - | - | - | - | - |
| Cooks II, Stanley | 3.0-12 | 1.0-10 | 0.5-1 | - | 1.0-1 | - | - | 0.5-0 | - | - | - | - | - |
| Lacey, Dimonyai | 2.5-4 | 1.0-1 | 0.5-1 | - | - | - | - | - | - | - | - | 1.0-2 | - |
| Washington, B.J. | 2.0-0 | 0.5-0 | - | - | - | - | - | - | - | - | - | 1.0-4 | 0.5-0 |
| Ward, Jace | 1.5-6 | - | - | 0.5-4 | - | 1.0-2 | - | - | - | - | - | - | - |
| Chisholm Jr., KJ | 1.0-4 | - | - | - | - | - | - | - | - | - | - | 1.0-4 | - |
| Varner, Kanye | 1.0-2 | - | - | - | - | - | - | - | 1.0-2 | - | - | - | - |
| Ware, Jaylan | 1.0-7 | - | - | - | - | 0.5-1 | - | - | - | 0.5-6 | - | - | - |
| Bowie, Kazarius | 1.0-3 | - | 0.5-1 | - | - | - | - | 0.5-2 | - | - | - | - | - |
| Hawkins, Shamar | 0.5-3 | - | - | - | - | - | 0.5-3 | - | - | - | - | - | - |
| Higgins, Josh | 0.5-1 | - | 0.5-1 | - | - | - | - | - | - | - | - | - | - |
| Chaney, Vernorrius | 0.5-1 | - | - | - | - | - | - | - | - | 0.5-1 | - | - | - |

## SACKS

| Player | Sacks-YDS | HU | USM | TU | SU | AAMU | ALST | GSU | FAMU | MVSU | B-CU | ALCN | PVAMU |
|---|---|---|---|---|---|---|---|---|---|---|---|---|---|
| Ivory, Quincy | 5.5-37 | 2.0-13 | 1.0-13 | - | 1.0-3 | - | 0.5-2 | 1.0-2 | - | 0.5-6 | - | - | - |
| Brown Jr., John | 2.5-25 | - | - | 1.0-14 | - | - | - | - | - | - | 0.5-4 | - | 1.0-7 |
| Taylor, Ashton | 2.0-15 | - | 1.0-4 | - | 1.0-11 | - | - | - | - | - | - | - | - |
| Williams, Jeremiah | 2.0-4 | - | - | - | - | - | 1.0-1 | - | 1.0-3 | - | - | - | - |
| Pulliam, Reid | 1.5-5 | - | - | - | - | - | - | 1.0-2 | - | - | 0.5-3 | - | - |
| Wells, Tymon | 1.0-13 | - | - | - | - | - | - | 1.0-13 | - | - | - | - | - |
| Cooks, Stanley | 1.0-10 | 1.0-10 | - | - | - | - | - | - | - | - | - | - | - |
| Varner, Kanye | 1.0-2 | - | - | - | - | - | - | - | 1.0-2 | - | - | - | - |
| Ward, Jaylan | 0.5-6 | - | - | - | - | - | - | - | - | 0.5-6 | - | - | - |
| Hawkins, Shamar | 0.5-3 | - | - | - | - | - | 0.5-2 | - | - | - | - | - | - |

# KICKING GAME-BY-GAME

**GAME-BY-GAME PUNTING**

| WARREN | NO | YDS | AVG | LG | I20 | TB | 50+ | 60+ |
|---|---|---|---|---|---|---|---|---|
| Hampton | 7 | 292 | 41.7 | 62 | 4 | 0 | 0 | 1 |
| Southern Miss | 3 | 117 | 39.0 | 40 | 0 | 0 | 0 | 0 |
| Tuskegee | - did not play - | | | | | | | |
| Southern | 1 | 29 | 29.0 | 29 | 0 | 0 | 0 | 0 |
| Alabama A&M | 2 | 80 | 40.0 | 45 | 0 | 1 | 0 | 0 |
| Alabama State | - did not play - | | | | | | | |
| Grambling State | 2 | 56 | 28.0 | 30 | 2 | 0 | 0 | 0 |
| Florida A&M | 3 | 107 | 35.7 | 42 | 1 | 0 | 0 | 0 |
| MVSU | 2 | 65 | 32.5 | 36 | 0 | 0 | 0 | 0 |
| Bethune-Cookman | - did not play - | | | | | | | |
| Alcorn State | - did not play - | | | | | | | |
| Prairie View A&M | - did not play - | | | | | | | |

**GAME-BY-GAME KICKING**

| BAEZA | PAT | ATT | PCT | FG | FGA | PCT | LG | PTS |
|---|---|---|---|---|---|---|---|---|
| Hampton | 4 | 4 | 100.0 | 0 | 0 | 0.0 | 0 | 4 |
| Southern Miss | 2 | 2 | 100.0 | 2 | 2 | 100.0 | 46 | 8 |
| Tuskegee | 4 | 4 | 100.0 | 0 | 0 | 0.0 | 0 | 4 |
| Southern | 5 | 5 | 100.0 | 1 | 3 | 33.3 | 33 | 8 |
| Alabama A&M | 5 | 5 | 100.0 | 1 | 2 | 50.0 | 25 | 8 |
| Alabama State | 5 | 5 | 100.0 | 0 | 1 | 0.0 | 0 | 5 |
| Grambling State | - did not play - | | | | | | | |
| Florida A&M | 5 | 5 | 100.0 | 2 | 2 | 100.0 | 24 | 11 |
| MVSU | 1 | 1 | 100.0 | 0 | 1 | 0.0 | 0 | 1 |
| Bethune-Cookman | - did not play - | | | | | | | |
| Alcorn State | 3 | 3 | 100.0 | 2 | 2 | 100.0 | 43 | 9 |
| Prairie View A&M | 3 | 3 | 100.0 | 0 | 0 | 0.0 | 0 | 0 |

**GAME-BY-GAME PUNTING**

| COLLINS | NO | YDS | AVG | LG | I20 | TB | 50+ | 60+ |
|---|---|---|---|---|---|---|---|---|
| Hampton | - did not play - | | | | | | | |
| Southern Miss | - did not play - | | | | | | | |
| Tuskegee | 3 | 112 | 37.3 | 41 | 1 | 0 | 0 | 0 |
| Southern | - did not play - | | | | | | | |
| Alabama A&M | - did not play - | | | | | | | |
| Alabama State | - did not play - | | | | | | | |
| Grambling State | - did not play - | | | | | | | |
| Florida A&M | - did not play - | | | | | | | |
| MVSU | - did not play - | | | | | | | |
| Bethune-Cookman | 4 | 150 | 37.5 | 41 | 3 | 0 | 0 | 0 |
| Alcorn State | 3 | 126 | 42.0 | 45 | 0 | 0 | 0 | 0 |
| Prairie View A&M | 7 | 258 | 36.9 | 51 | 1 | 0 | 1 | 0 |

**GAME-BY-GAME KICKING**

| NAYLOR | PAT | ATT | PCT | FG | FGA | PCT | LG | PTS |
|---|---|---|---|---|---|---|---|---|
| Hampton | - did not play - | | | | | | | |
| Southern Miss | - did not play - | | | | | | | |
| Tuskegee | - did not play - | | | | | | | |
| Southern | - did not play - | | | | | | | |
| Alabama A&M | - did not play - | | | | | | | |
| Alabama State | - did not play - | | | | | | | |
| Grambling State | - did not play - | | | | | | | |
| Florida A&M | - did not play - | | | | | | | |
| MVSU | - did not play - | | | | | | | |
| Bethune-Cookman | - did not play - | | | | | | | |
| Alcorn State | - did not play - | | | | | | | |
| Prairie View A&M | - did not play - | | | | | | | |

**GAME-BY-GAME KICKING**

| WARREN | PAT | ATT | PCT | FG | FGA | PCT | LG | PTS |
|---|---|---|---|---|---|---|---|---|
| Hampton | - did not play - | | | | | | | |
| Southern Miss | - did not play - | | | | | | | |
| Tuskegee | - did not play - | | | | | | | |
| Southern | - did not play - | | | | | | | |
| Alabama A&M | 1 | 2 | 50.0 | 2 | 2 | 100.0 | 41 | 7 |
| Alabama State | 0 | 0 | 0.0 | 1 | 1 | 100.0 | 29 | 3 |
| Grambling State | 3 | 3 | 100.0 | 1 | 1 | 100.0 | 30 | 6 |
| Florida A&M | - did not play - | | | | | | | |
| MVSU | 5 | 5 | 100.0 | 0 | 0 | 0.0 | 0 | 5 |
| Bethune-Cookman | 4 | 4 | 100.0 | 0 | 0 | 0.0 | 0 | 4 |
| Alcorn State | - did not play - | | | | | | | |
| Prairie View A&M | - did not play - | | | | | | | |

**GAME-BY-GAME PUNTING**

| BAEZA | NO | YDS | AVG | LG | I20 | TB | 50+ | 60+ |
|---|---|---|---|---|---|---|---|---|
| Hampton | - did not play - | | | | | | | |
| Southern Miss | - did not play - | | | | | | | |
| Tuskegee | - did not play - | | | | | | | |
| Southern | - did not play - | | | | | | | |
| Alabama A&M | - did not play - | | | | | | | |
| Alabama State | - did not play - | | | | | | | |
| Grambling State | - did not play - | | | | | | | |
| Florida A&M | - did not play - | | | | | | | |
| MVSU | 2 | 88 | 44.0 | 47 | 0 | 0 | 0 | 0 |
| Bethune-Cookman | - did not play - | | | | | | | |
| Alcorn State | - did not play - | | | | | | | |
| Prairie View A&M | - did not play - | | | | | | | |

# SCORING DRIVES

| Opponent | No. of Plays | Total Yards | Drive Time | Type of Score | Score QTR/Time | Scoring Play |
|---|---|---|---|---|---|---|
| Hampton | 3 | 19 | 1:38 | TD | 1/7:48 | Matthews 2-yd run |
| Hampton | 7 | 67 | 2:44 | TD | 2/14:35 | Davenport 7-yd run |
| Hampton | 12 | 82 | 5:03 | TD | 4/5:32 | Miller 2-yd run |
| Hampton | 1 | 76 | 0:13 | TD | 4/4:00 | Miller 76-yd run |
| Southern Miss | 8 | 44 | 3:45 | FG | 1/4:45 | Baeza 46-yd fg |
| Southern Miss | 5 | 75 | 2:07 | TD | 2/13:16 | Matthews 21-yd run |
| Southern Miss | 4 | 0 | 1:17 | FG | 4/13:24 | Baeza 40-yd fg |
| Southern Miss | 11 | 75 | 4:18 | TD | 4/5:32 | Miller 8-yd run |
| Tuskegee | 5 | 52 | 2:01 | TD | 1/11:53 | Lockhart 11-yd run |
| Tuskegee | 8 | 77 | 2:51 | TD | 2/14:07 | Lockhart 6-yd run |
| Tuskegee | 15 | 68 | 6:18 | TD | 2/1:55 | Gardner Jr. 21-yd rec |
| Tuskegee | - | - | - | SAF | 3/4:28 | Pulliam safety |
| Tuskegee | 8 | 63 | 4:14 | TD | 3/0:08 | Stofa 1-yd run |
| Southern | 9 | 78 | 3:14 | TD | 1/4:41 | Davenport 1-yd run |
| Southern | 15 | 52 | 5:26 | FG | 2/5:00 | Baeza 33-yd fg |
| Southern | 9 | 97 | 1:36 | TD | 2/0:05 | Dupree 51-yd rec |
| Southern | 8 | 65 | 3:11 | TD | 3/8:58 | Davenport 3-yd run |
| Southern | 12 | 73 | 6:10 | TD | 4/8:00 | Terrell Jr. 6-yd run |
| Southern | 3 | 80 | 1:28 | TD | 4/4:09 | Rembert 82-yd rec |
| Alabama A&M | 4 | 5 | 1:19 | FG | 1/11:52 | Baeza 25-yd fg |
| Alabama A&M | 5 | 60 | 1:24 | TD | 1/8:43 | Savage 22-yd rec |
| Alabama A&M | 2 | 38 | 0:37 | TD | 2/12:34 | Morgan 4-yd run |
| Alabama A&M | 4 | 80 | 1:38 | TD | 2/7:27 | Savage 60-yd rec |
| Alabama A&M | 4 | 66 | 1:49 | TD | 2/1:55 | Dupree 19-yd rec |
| Alabama A&M | 9 | 67 | 1:13 | FG | 2/0:00 | Warren 27-yd fg |
| Alabama A&M | 3 | 19 | 0:54 | TD | 3/13:55 | Matthews 1-yd run |
| Alabama A&M | 9 | 41 | 3:33 | FG | 3/3:24 | Warren 41-yd fg |
| Alabama A&M | 10 | 81 | 4:03 | TD | 4/12:17 | Dupree 37-yd rec |
| Alabama A&M | 6 | 80 | 2:30 | TD | 4/5:39 | Davenport 1-yd run |
| Alabama State | 6 | 75 | 2:25 | TD | 1/12:37 | Savagae 10-yd rec |
| Alabama State | 9 | 62 | 3:35 | FG | 2/9:37 | Warren 29-yd fg |
| Alabama State | 4 | 64 | 1:38 | TD | 2/1:30 | Dupree 30-yd rec |
| Alabama State | 8 | 70 | 3:14 | TD | 3/8:43 | Riley Jr. 3-yd rec |
| Alabama State | 8 | 32 | 4:14 | TD | 4/9:18 | Dupree 5-yd rec |
| Alabama State | 10 | 68 | 3:34 | TD | 4/0:50 | Rembert 18-yd rec |
| Grambling State | 10 | 86 | 3:43 | TD | 1/8:49 | Morgan 7-yd run |
| Grambling State | 12 | 71 | 5:23 | FG | 1/0:07 | Warren 30-yd fg |
| Grambling State | 6 | 92 | 2:18 | TD | 4/9:41 | Rembert 62-yd rec |
| Grambling State | 12 | 57 | 5:45 | TD | 4/2;15 | Lockhart 1-yd run |
| Florida A&M | 6 | 22 | 2;21 | FG | 1/6:49 | Baeza 24-yd fg |
| Florida A&M | 6 | 80 | 1:46 | TD | 2/0:18 | Miller 1-yd run |
| Florida A&M | 5 | 59 | 2:19 | TD | 3/12:23 | Rembert 42-yd rec |
| Florida A&M | 4 | 15 | 1:34 | TD | 3/10:44 | Davenport 6-yd run |
| Florida A&M | 12 | 62 | 6:56 | FG | 4/13:37 | Baeza 22-yd fg |
| Florida A&M | 2 | 44 | 0:38 | TD | 4/10:56 | Rembert 40-yd run |
| Florida A&M | 7 | 37 | 4:09 | TD | 4/4:21 | Terrell 12-yd run |
| MVSU | 8 | 86 | 3:43 | TD | 1/6:16 | Davenport 2-yd run |
| MVSU | 7 | 45 | 2:33 | TD | 2/6:15 | Terrell 4-yd run |
| MVSU | 12 | 82 | 4:55 | TD | 2/0:20 | Rembert 9-yd rec |
| MVSU | 4 | 50 | 1:22 | TD | 3/11:53 | Rembert 14-yd rec |
| MVSU | - | - | - | TD | 3/3:05 | Smith 60-yd int ret |
| MVSU | 6 | 68 | 2:55 | TD | 4/8:14 | Dupree 22-yd run |
| Bethune-Cookman | 2 | 84 | 0:40 | TD | 1/14:16 | Gardner 83-yd rec |
| Bethune-Cookman | 4 | 67 | 1:56 | TD | 2/8:13 | Terrell 25-yd run |
| Bethune-Cookman | 5 | 44 | 2:36 | TD | 3/2:01 | Davenport 6-yd run |
| Bethune-Cookman | - | - | - | TD | 4/0:13 | Washington 82-yd int ret |
| Alcorn State | 8 | 75 | 3:38 | TD | 1/11:22 | Miller 1-yd run |
| Alcorn State | 11 | 56 | 4:29 | FG | 1/3:09 | Baeza 43-yd fg |
| Alcorn State | 3 | 30 | 1:36 | TD | 1/0:00 | Terrell 1-yd run |
| Alcorn State | 1 | 55 | 0:09 | TD | 2/1:43 | Rembert 55-yd rec |
| Alcorn State | 9 | 53 | 4:49 | FG | 4/9:06 | Baeza 23-yd fg |
| Prairie View A&M | 10 | 91 | 4:16 | TD | 2/11:20 | Morgan 29-yd run |
| Prairie View A&M | 4 | 45 | 1:58 | TD | 3/5:09 | Dupree 22-yd rec |
| Prairie View A&M | 4 | 79 | 1:38 | TD | 3/1:37 | Miller 2-yd run |

# DRIVE SUPERLATIVES

| | JACKSON STATE (Game) | OPPONENTS (Game) |
|---|---|---|
| Shortest Drive (plays) | 1, five times [last vs. Alcorn State, 11/22, 0:00/2nd qtr] | 1, Bethune-Cookman, 11/15 [0:00/4th qtr] |
| Shortest Drive (yards) | -8, at Southern Miss, 9/6 [0:00/2nd qtr] | -16, Southern, 9/27 [8:03/1st qtr] |
| Shortest Drive (time elapsed) | 0:09, vs. Alcorn State, 11/22 [1:43/2nd qtr] | 0:12, Grambling State, 10/25 [14:55/2nd qtr] |
| Longest Drive (plays) | 15, two times [last at Southern, 9/27, 5:00/2nd qtr] | 16, Prairie View A&M, 12/6 [4:18/4th qtr] |
| Longest Drive (yards) | 97, at Southern, 9/27 [0:05/2nd qtr] | 99, Prairie View A&M, 12/6 [4:18/4th qtr] |
| Longest Drive (time elapsed) | 6:56, at Florida A&M, 11/1 [13:37/4th qtr] | 9:36, Prairie View A&M, 12/6 [4:18/4th qtr] |

# EXPLOSIVE PLAYS [25 YDS OR MORE]

| Opponent (Qtr) | Type Play | Player | Result |
|---|---|---|---|
| Hampton | Rush | Miller 51-yd run | First Down |
| Hampton | Rush | Miller 76-yd run | Touchdown |
| Southern Miss | Rush | Terrell Jr. 47-yd run | First Down |
| Southern Miss | Return | Simmons 77-yd kickoff return | First Down |
| Tuskegee | Pass | Gardner 47-yd reception | First Down |
| Tuskegee | Return | Christon II 31-yd kick return | First Down |
| Tuskegee | Rush | Miller 40-yd run | First Down |
| Tuskegee | Rush | Terrell Jr. 32-yrd run | First Down |
| Tuskegee | Pass | Dupree 40-yd reception | First Down |
| Southern | Pass | Gardner 42-yd reception | First Down |
| Southern | Pass | Dupree 51-yd reception | Touchdown |
| Southern | Pass | Rembert 82-yd reception | Touchdown |
| Alabama A&M | Pass | Savage 60-yd reception | Touchdown |
| Alabama A&M | Rush | Morgan 35-yd run | First Down |
| Alabama A&M | Rush | Davenport 34-yd run | First Down |
| Alabama A&M | Pass | Rembert 26-yd reception | First Down |
| Alabama A&M | Return | Terrell Jr. 74-yd return | First Down |
| Alabama A&M | Rush | Terrell Jr. 71-yd return | First Down |
| Alabama A&M | Pass | Dupree 37-yd reception | Touchdown |
| Alabama State | Pass | Gardner Jr. 32-yd reception | First Down |
| Alabama State | Pass | Dupree 30-yd reception | Touchdown |
| Alabama State | Rush | Morgan 29-yrd run | First Down |
| Alabama State | Rerturn | Simmons 27-yd return | First Down |
| Alabama State | Return | Simmons 26-yd return | First Down |
| Grambling State | Pass | Dupree 47-yd reception | First Down |
| Grambling State | Pass | Rembert 62-yd reception | Touchdown |
| Florida A&M | Rush | Davenport 30-yd run | First Down |
| Florida A&M | Rush | Miller 64-yd run | First Down |
| Florida A&M | Return | Terrell Jr. 30-yd return | First Down |
| Florida A&M | Pass | Rembert 42-yd reception | Touchdown |
| Florida A&M | Pass | Gardner 26-yd reception | First Down |
| Florida A&M | Return | Terrell Jr. 33-yd return | First Down |
| Florida A&M | Rush | Rembert 40-yd rush | Touchdown |
| MVSU | Pass | Rembert 46-yd reception | First Down |
| MVSU | Pass | Dupree 29-yd reception | First Down |
| MVSU | Interception | Smith III 60-yd interception return | Touchdown |
| Bethune-Cookman | Pass | Gardner 83-yd reception | Touchdown |
| Bethune-Cookman | Rush | Terrell Jr. 27-yd rush | First Down |
| Bethune-Cookman | Rush | Davenport 36-yd rush | First Down |
| Bethune-Cookman | Rush | Terrell Jr. 25-yd rush | Touchdown |
| Bethune-Cookman | Interception | Washington 82-yd interception return | Touchdown |
| Alcorn State | Rush | Miller 57-yard rush | First Down |
| Alcorn State | Rush | Lockhart 29-yard rush | First Down |
| Alcorn State | Pass | Rembert 55-yard reception | Touchdown |
| Alcorn State | Pass | Dupree 28-yard reception | First Down |
| Alcorn State | Return | Rembert 35-yard kickoff return | First Down |
| Prairie View A&M | Rush | Morgan 29-yard rush | Touchdown |
| Prairie View A&M | Pass | Rembert 52-yard reception | First Down |
| Prairie View A&M | Pass | Savage 41-yard reception | First Down |

# SUPERLATIVES

## JACKSON STATE INDIVIDUAL HIGHS

| | | |
|---|---|---|
| RUSHES | 22 | Ahmad Miller vs Bethune-Cookman [11/15/2025] |
| YARDS RUSHING | 180 | Ahmad Miller vs Hampton [08/30/2025] |
| TD RUSHES | 2 | Donerio Davenport at Southern [09/27/2025]<br>Jared Lockhart vs Tuskegee [9/13/2025]<br>Ahmad Miller vs Hampton [08/30/2025] |
| LONG RUSH | 76 | Ahmad Miller vs Hampton [08/30/2025] |
| PASS ATTEMPTS | 31 | JaCobian Morgan at Southern [09/27/2025] |
| PASS COMPLETIONS | 21 | Jared Lockhart at Mississippi Valley State [11/08/2025]<br>JaCobian Morgan vs Alabama A&M [10/04/2025]<br>JaCobian Morgan at Southern [09/27/2025] |
| YARDS PASSING | 337 | JaCobian Morgan at Southern [09/27/2025] |
| LONG PASS | 83 | Jared Lockhart vs Bethune-Cookman [11/15/2025] |
| TD PASSES | 5 | JaCobian Morgan vs Alabama State [10/18/2025] |
| RECEPTIONS | 8 | Jameel Gardner Jr. vs Alabama A&M [10/04/2025] |
| YARDS RECEIVING | 126 | Nate Rembert vs Grambling State [10/25/2025] |
| TD RECEPTIONS | 2 | Nate Rembert at Mississippi Valley State [11/08/2025]<br>Ja'Naylon Dupree vs Alabama State [10/18/2025]<br>Shemar Savage vs Alabama A&M [10/04/2025]<br>Ja'Naylon Dupree vs Alabama A&M [10/04/2025] |
| LONG RECEPTION | 83 | Jameel Gardner Jr. vs Bethune-Cookman [11/15/2025] |
| PUNTS | 7 | Kye Collins vs Prairie View A&M [12/06/2025]<br>Donovan Warren vs Hampton [08/30/2025] |
| PUNTING AVG | 44.0 | Gerardo Baeza at Mississippi Valley State [11/08/2025] |
| LONG PUNT | 62 | Donovan Warren vs Hampton [08/30/2025] |
| PUNTS INSIDE 20 | 4 | Donovan Warren vs Hampton [08/30/2025] |
| LONG PUNT RETURN | 25 | Jabari Jones vs Alcorn State [11/22/2025] |
| LONG KICKOFF RETURN | 77 | Errick Simmons at Southern Miss [09/06/2025] |
| TACKLES | 14 | Reid Pulliam vs Prairie View A&M [12/06/2025] |
| SACKS | 2 | Quincy Ivory vs Hampton [08/30/2025] |
| TACKLES FOR LOSS | 3.5 | Quincy Ivory vs Hampton [08/30/2025] |
| INTERCEPTIONS | 1 | eight times |

## JACKSON STATE GAME HIGHS

| | | |
|---|---|---|
| RUSHES | 56 | at Florida A&M [11/01/2025] |
| YARDS RUSHING | 392 | at Florida A&M [11/01/2025] |
| YARDS PER RUSH | 9.0 | vs Hampton [08/30/2025] |
| TD RUSHES | 4 | at Florida A&M [11/01/2025]<br>vs Hampton [08/30/2025] |
| PASS ATTEMPTS | 32 | at Southern [09/27/2025] |
| PASS COMPLETIONS | 21 | at Mississippi Valley State [11/08/2025]<br>vs. Alabama A&M [10/04/2025]<br>at Southern [09/27/2025] |
| YARDS PASSING | 337 | at Southern [09/27/2025] |
| YARDS PER PASS | 11.8 | vs Tuskegee [09/13/2025] |
| TD PASSES | 5 | vs Alabama State [10/18/2025] |
| TOTAL PLAYS | 80 | vs Alabama A&M [10/04/2025] |
| TOTAL OFFENSE | 702 | vs Alabama A&M [10/04/2025] |
| YARDS PER PLAY | 8.8 | vs Alabama A&M [10/04/2025] |
| POINTS | 57 | vs Alabama A&M [10/04/2025] |
| SACKS BY | 4 | Hampton [08/30/2025] |
| FIRST DOWNS | 30 | vs Alabama A&M [10/04/2025] |
| PENALTIES | 13 | at Southern [09/27/2025] |
| PENALTY YARDS | 135 | at Florida A&M [11/01/2025] |
| TURNOVERS | 2 | vs Bethune-Cookman [11/15/2025]<br>vs Alabama State [10/18/2025]<br>at Southern Miss. [09/06/2025] |
| PUNTS | 7 | vs Prairie View A&M [12/06/2025]<br>vs Hampton [08/30/2025] |
| PUNTING AVG | 42.0 | vs Alcorn State [11/22/2025] |
| LONG PUNT | 62 | vs Hampton [08/30/2025] |
| PUNTS INSIDE 20 | 4 | vs Hampton [08/30/2025] |
| LONG PUNT RETURN | 23 | at Mississippi Valley State [11/08/2025] |

## OPPONENT INDIVIDUAL HIGHS

| | | |
|---|---|---|
| RUSHES | 24 | Cameron Peters, Prairie View A&M [12/06/2025] |
| YARDS RUSHING | 147 | Trey Holley, Southern [09/27/2025] |
| TD RUSHES | 2 | Jamarie Hostzclaw, Alabama State [10/18/2025] |
| LONG RUSH | 73 | Trey Holley, Southern [09/27/2025] |
| PASS ATTEMPTS | 39 | Cornelious Brown, Alabama A&M [10/04/2025] |
| PASS COMPLETIONS | 26 | Cornelious Brown, Alabama A&M [10/04/2025] |
| YARDS PASSING | 349 | Andrew Body, Alabama State [10/18/2025] |
| TD PASSES | 3 | Braylon Braxton, Southern Miss [09/06/2025] |
| LONG PASS | 66 | Cameron Peters, Prairie View A&M [12/06/2025] |
| RECEPTIONS | 9 | Daveon Walker, Alabama A&M [10/04/2025] |
| YARDS RECEIVING | 111 | Tyran Warren, Alcorn State [11/22/2025] |
| TD RECEPTIONS | 2 | Tyran Warren, Alcorn State [11/22/2025] |
| LONG RECEPTION | 66 | Ethan John, Prairie View A&M [12/06/2025] |
| FIELD GOALS | 3 | Diego Alfaro, Prairie View A&M [12/06/2025] |
| LONG FIELD GOALS | 46 | David Faulk, Alabama A&M [10/04/2025] |
| PUNTS | 8 | Marko Dubak, Mississippi Valley State [11/08/2025] |
| PUNTING AVG | 50.5 | Marko Dubak, Mississippi Valley State [11/08/2025] |
| LONG PUNT | 68 | Marko Dubak, Mississippi Valley State [11/08/2025]<br>Callum Brent, Tuskegee [09/13/2025] |
| PUNTS INSIDE 20 | 5 | Marko Dubak, Mississippi Valley State [11/08/2025] |
| LONG PUNT RETURN | 30 | Zach Ruffin, Southern Miss [09/06/2025] |
| LONG KICKOFF RETURN | 98 | Javon Ross, Bethune-Cookman [11/15/2025] |
| TACKLES | 15 | Jalil Lenore vs Alabama State [10/18/2025] |
| SACKS | 1.5 | Warren Robinson, Grambling State [10/25/2025] |
| TACKLES FOR LOSS | 2.5 | Kaquan Kimber, Tuskegee [09/13/2025] |
| INTERCEPTIONS | 1 | five times |

## OPPONENT GAME HIGHS

| | | |
|---|---|---|
| RUSHES | 50 | Prairie View A&M [12/06/2025] |
| YARDS RUSHING | 180 | Southern [09/27/2025] |
| YARDS PER RUSH | 5.6 | Southern [09/27/2025] |
| TD RUSHES | 1 | four times |
| PASS ATTEMPTS | 42 | Alabama A&M [10/04/2025] |
| PASS COMPLETIONS | 27 | Alabama A&M [10/04/2025] |
| YARDS PASSING | 349 | Alabama State [10/18/2025] |
| YARDS PER PASS | 11.6 | Alabama State [10/18/2025] |
| TD PASSES | 3 | Southern Miss [09/06/2025] |
| TOTAL PLAYS | 79 | Prairie View A&M [12/06/2025] |
| TOTAL OFFENSE | 514 | Alabama State [10/18/2025] |
| YARDS PER PLAY | 8.2 | Alabama State [10/18/2025] |
| POINTS | 38 | Southern Miss [09/06/2025] |
| SACKS BY | 3 | Southern Miss [09/06/2025] |
| FIRST DOWNS | 25 | Alabama State [10/18/2025]<br>Southern Miss [09/06/2025] |
| PENALTIES | 13 | Southern [09/27/2025] |
| PENALTY YARDS | 111 | Southern [09/27/2025] |
| INTERCEPTIONS BY | 2 | Southern Miss [09/06/2025] |
| PUNTS | 8 | Mississippi Valley State [11/08/2025] |
| PUNTING AVG | 50.5 | Mississippi Valley State [11/08/2025] |
| LONG PUNT | 68 | Mississippi Valley State [11/08/2025]<br>Tuskegee [09/13/2025] |
| PUNTS INSIDE 20 | 5 | Mississippi Valley State [11/08/2025] |
| LONG PUNT RETURN | 30 | Southern Miss [11/15/2025] |

# PARTICIPATION

| | GP / GS | HU | USM | TU | SU | AAMU | ALST | GSU | FAMU | MVSU | B-CU | ALCN | PVAMU |
|---|---|---|---|---|---|---|---|---|---|---|---|---|---|
| 0 - Terrell Jr. | 12/4 | START | START | XXX | START | START | XXX | XXX | XXX | XXX | XXX | XXX | XXX |
| 0 - Williams | 10/10 | - | START | - | START | START | START | START | START | START | START | START | START |
| 1 - Rogers | 12/9 | XXX | XXX | START | START | START | XXX | START | START | START | START | START | START |
| 1 - Savage | 11/3 | START | - | XXX | XXX | START | START | XXX | XXX | XXX | XXX | XXX | XXX |
| 2 - Dupree | 12/1 | XXX | XXX | START | XXX | XXX | XXX | XXX | XXX | XXX | XXX | XXX | XXX |
| 2 - Wyatt | 12/0 | XXX | XXX | XXX | XXX | XXX | XXX | XXX | XXX | XXX | XXX | XXX | XXX |
| 3 - Rembert | 12/11 | START | START | XXX | START | START | START | START | START | START | START | START | START |
| 3 - Taylor | 10/9 | START | START | - | START | XXX | START | START | START | START | START | START | START |
| 4 - Henderson | -/- | - | - | - | - | - | - | - | - | - | - | - | - |
| 4 - Smith III | 12/4 | START | START | XXX | XXX | XXX | START | START | XXX | XXX | XXX | XXX | XXX |
| 5 - Hawkins | 12/7 | START | START | XXX | START | START | XXX | START | START | XXX | XXX | XXX | START |
| 5 - Paul | 12/9 | XXX | START | START | START | XXX | XXX | START | START | START | START | START | START |
| 6 - Fortilien | 2/2 | START | START | - | - | - | - | - | - | - | - | - | - |
| 6 - Ivory | 12/12 | START | START | START | START | START | START | START | START | START | START | START | START |
| 7 - Gardner Jr. | 12/10 | XXX | XXX | START | START | START | START | START | START | START | START | START | START |
| 7 - Pulliam | 12/12 | START | START | START | START | START | START | START | START | START | START | START | START |
| 8 - Brown Jr. | 12/12 | START | START | START | START | START | START | START | START | START | START | START | START |
| 8 - Christon | 4/0 | XXX | - | XXX | XXX | XXX | - | - | - | - | - | - | - |
| 9 - Moultrie | 12/0 | XXX | XXX | XXX | XXX | XXX | XXX | XXX | XXX | XXX | XXX | XXX | XXX |
| 9 - Washington | 12/11 | START | START | START | START | START | START | XXX | START | START | START | START | START |
| 10 - Davenport | 11/1 | XXX | XXX | XXX | XXX | XXX | START | XXX | XXX | XXX | XXX | XXX | - |
| 11 - C. Jones | 10/0 | XXX | XXX | XXX | XXX | - | - | XXX | XXX | XXX | XXX | XXX | XXX |
| 11 - Lockhart | 7/5 | - | - | START | - | - | - | XXX | START | START | START | START | XXX |
| 12 - Enechukwu | 3/0 | - | - | - | - | - | - | - | - | - | XXX | XXX | XXX |
| 12 - Stofa | 6/0 | - | XXX | XXX | - | XXX | XXX | XXX | - | - | XXX | - | - |
| 13 - J. Jones | 12/0 | XXX | XXX | XXX | XXX | XXX | XXX | XXX | XXX | XXX | XXX | XXX | XXX |
| 14 - Moss | 7/0 | XXX | XXX | XXX | XXX | XXX | XXX | XXX | - | - | - | - | - |
| 14 - Ware | 12/1 | XXX | XXX | START | XXX | XXX | XXX | XXX | XXX | XXX | XXX | XXX | XXX |
| 15 - Morgan | 7/7 | START | START | - | START | START | START | START | - | - | - | - | START |
| 15 - Sallis | 11/11 | START | START | START | START | START | - | START | START | START | START | START | START |
| 16 - Ward | 12/0 | XXX | XXX | XXX | XXX | XXX | XXX | XXX | XXX | XXX | XXX | XXX | XXX |
| 17 - Chisholm Jr. | 12/11 | START | START | START | START | START | START | XXX | START | START | START | START | START |
| 17 - Simmons | 11/0 | XXX | XXX | XXX | XXX | - | XXX | XXX | XXX | XXX | XXX | XXX | XXX |
| 18 - Terrell | -/- | - | - | - | - | - | - | - | - | - | - | - | - |
| 18 - Varner | 7/0 | - | XXX | - | - | - | - | XXX | XXX | XXX | XXX | XXX | XXX |
| 19 - Dunn Jr. | 12/6 | XXX | XXX | START | XXX | XXX | START | START | XXX | START | START | START | XXX |
| 21 - Chaney | 12/0 | XXX | XXX | XXX | XXX | XXX | XXX | XXX | XXX | XXX | XXX | XXX | XXX |
| 22 - Blount | 12/0 | XXX | XXX | XXX | XXX | XXX | XXX | XXX | XXX | XXX | XXX | XXX | XXX |
| 23 - Hardy | -/- | - | - | - | - | - | - | - | - | - | - | - | - |
| 24 - Helton | 12/1 | XXX | XXX | XXX | XXX | XXX | START | XXX | XXX | - | XXX | XXX | XXX |
| 25 - Lundy | 9/0 | - | - | XXX | XXX | XXX | - | XXX | XXX | XXX | XXX | XXX | XXX |
| 26 - Higgins | 12/0 | XXX | XXX | XXX | XXX | XXX | XXX | XXX | XXX | XXX | XXX | XXX | XXX |
| 27 - Miller | 12/7 | XXX | XXX | START | XXX | XXX | XXX | START | START | START | START | START | START |
| 28 - Bass Jr. | 11/0 | XXX | XXX | XXX | XXX | XXX | - | XXX | XXX | XXX | XXX | XXX | XXX |
| 29 - Evans | 9/0 | - | - | XXX | XXX | XXX | XXX | XXX | - | XXX | XXX | XXX | XXX |
| 30 - Matthews | 11/0 | XXX | XXX | - | XXX | XXX | XXX | XXX | XXX | XXX | XXX | XXX | XXX |
| 31 - Robinson | 11/0 | XXX | XXX | - | XXX | XXX | XXX | XXX | XXX | XXX | XXX | XXX | XXX |
| 32 - Hargon | 11/2 | XXX | XXX | START | XXX | START | XXX | XXX | XXX | XXX | XXX | XXX | XXX |
| 33 - Wilson Jr. | -/- | - | - | - | - | - | - | - | - | - | - | - | - |
| 35 - Evans | 4/0 | - | - | - | - | - | - | - | XXX | XXX | XXX | XXX | - |
| 36 - Naylor | 12/0 | XXX | XXX | XXX | XXX | XXX | XXX | XXX | XXX | XXX | XXX | XXX | XXX |
| 37 - Warren | 12/0 | XXX | XXX | XXX | XXX | XXX | XXX | XXX | XXX | XXX | XXX | XXX | XXX |
| 38 - Baeza | 12/0 | XXX | XXX | XXX | XXX | XXX | XXX | XXX | XXX | XXX | XXX | XXX | XXX |
| 39 - Collins | 10/0 | - | XXX | XXX | - | XXX | XXX | XXX | XXX | XXX | XXX | XXX | XXX |
| 40 - Barney | -/- | - | - | - | - | - | - | - | - | - | - | - | - |
| 43 - Levy | 9/0 | XXX | XXX | XXX | - | - | - | XXX | XXX | XXX | XXX | XXX | XXX |
| 44 - Burns | 9/0 | XXX | XXX | XXX | XXX | XXX | XXX | XXX | - | - | - | XXX | XXX |
| 45 - Jiles Jr. | 1/0 | XXX | - | - | - | - | - | - | - | - | - | - | - |
| 46 - Hughes | -/- | - | - | - | - | - | - | - | - | - | - | - | - |
| 47 - Acker | 3/0 | - | - | - | - | - | - | - | - | - | XXX | XXX | XXX |
| 48 - Patton | 11/0 | XXX | XXX | XXX | XXX | - | XXX | XXX | XXX | XXX | XXX | XXX | XXX |
| 50 - Wells | 11/10 | START | START | START | START | START | START | START | START | XXX | XXX | START | START |
| 51 - Valbuena | 3/0 | - | XXX | XXX | START | - | - | - | - | - | - | - | - |
| 53 - Davis | -/- | - | - | - | - | - | - | - | - | - | - | - | - |
| 54 - Armstrong | -/- | - | - | - | | - | - | - | - | - | - | - | - |
| 55 - Meadows | 12/0 | XXX | XXX | XXX | XXX | XXX | XXX | XXX | XXX | XXX | XXX | XXX | XXX |
| 56 - Williams Jr. | 12/10 | XXX | START | START | START | START | START | START | START | START | START | START | START |
| 57 - Owens | 3/0 | XXX | XXX | - | - | XXX | - | - | - | - | - | - | - |
| 58 - James | 11/1 | XXX | XXX | - | XXX | START | XXX | XXX | XXX | XXX | XXX | XXX | XXX |
| 60 - Love | -/- | - | - | - | - | - | - | - | - | - | - | - | - |

# PARTICIPATION

| | GP / GS | HU | USM | TU | SU | AAMU | ALST | GSU | FAMU | MVSU | B-CU | ALCN | PVAMU |
|---|---|---|---|---|---|---|---|---|---|---|---|---|---|
| 61 - Burk | -/- | - | - | - | - | - | - | - | - | - | - | - | - |
| 62 - Smith | 11/9 | - | XXX | START | XXX | START | START | START | START | START | START | START | START |
| 63 - Barbee | -/- | - | - | - | - | - | - | - | - | - | - | - | - |
| 64 - Gowans | -/- | - | - | - | - | - | - | - | - | - | - | - | - |
| 65 - Barton | 12/11 | START | START | START | START | XXX | START | START | START | START | START | START | START |
| 66 - Richardson | -/- | - | - | - | - | - | - | - | - | - | - | - | - |
| 69 - White | 10/1 | START | - | - | XXX | XXX | XXX | XXX | XXX | XXX | XXX | XXX | XXX |
| 70 - Anderson | -/- | - | - | - | - | - | - | - | - | - | - | - | - |
| 72 - Villaneuva | 12/5 | START | START | START | START | START | XXX | XXX | XXX | XXX | XXX | XXX | XXX |
| 74 - Townes-Blue | 10/10 | START | START | - | - | START | START | START | START | START | START | START | START |
| 77 - Zandamela | -/- | - | - | - | - | - | - | - | - | - | - | - | - |
| 79 - Q. Davis | 12/12 | START | START | START | START | START | START | START | START | START | START | START | START |
| 81 - Riley | 12/9 | XXX | XXX | XXX | START | START | START | START | START | START | START | START | START |
| 82 - Onyebuagu | -/- | - | - | - | - | - | - | - | - | - | - | - | - |
| 83 - Saint-Louis | 12/0 | XXX | XXX | XXX | XXX | XXX | XXX | XXX | XXX | XXX | XXX | XXX | XXX |
| 84 - Brown | 2/0 | - | - | XXX | - | - | - | - | - | - | - | XXX | - |
| 85 - Bennett | 12/2 | START | START | XXX | XXX | XXX | XXX | XXX | XXX | XXX | XXX | XXX | XXX |
| 88 - Landy | 3/1 | XXX | XXX | START | - | - | - | - | - | - | - | - | - |
| 90 - Lacey | 12/1 | START | XXX | XXX | XXX | XXX | XXX | XXX | XXX | XXX | XXX | XXX | XXX |
| 91 - Brown | -/- | - | - | - | - | - | - | - | - | - | - | - | - |
| 94 - Cooks | 12/0 | XXX | XXX | XXX | XXX | XXX | XXX | XXX | XXX | XXX | XXX | XXX | XXX |
| 95 - Bowie | 12/2 | XXX | XXX | XXX | XXX | XXX | XXX | XXX | XXX | START | START | XXX | XXX |
| 96 - Gilmore | -/- | - | - | - | - | - | - | - | - | - | - | - | - |
| 99 - Patterson | 4/0 | XXX | - | XXX | XXX | XXX | - | - | - | - | - | - | - |

## Game 1 | 8.30.25 | Veterans Memorial Stadium (13,576) | Jackson, Miss.

| | |
|---|---|
| HAMPTON | 14 |
| #17 JACKSON STATE | 28 |

**JACKSON, Miss. | Ahmad Miller** scored a pair of fourth quarter touchdowns and earned Offensive MVP honors in a 28-14 victory over Hampton at the Hope Labor Day Classic on Saturday extending the nation's longest streak to 11 games.

With the game tied at 14-all in the fourth quarter, Jackson State (1-0) used a 12-play, 82-yard drive to take a one-score lead on a two-yard from Miller. The Tigers got back on the board just 92 seconds later on a one-play drive ending with a 76-yard touchdown run by Miller to take a 28-14 lead with just four minutes remaining in the game. Miller finished the game 180 yards on just 12 carries and the two touchdowns. Hampton (0-1) took an early lead on a three-yard touchdown run for its only lead of the game, and tied the game in the fourth-quarter on a 30-yard touchdown pass.

**JaCobian Morgan** finished the day 15-of-30 for 143 yards, connecting with five different receivers on the afternoon. **Joanes Fortilien** led the way with five receptions (eight targets) for 43 yards, while **Nate Rembert** finished with four receptions (five targets) for 31 yards. **Ja'Naylon Dupree** added three receptions (six targets) for 41 yards, and **Jency Riley Jr.** returned after a season-ending injury last season to finish with two receptions for 21 yards.

Defensively, **Quincy Ivory** was named Defensive MVP after finishing with eight tackles, including four solo. He also finished with 3.5 tackles for loss, two sacks, and a forced fumble. Meanwhile, **B.J. Washington** finished with eight tackles, **Reid Pulliam** added seven tackles, **Shamar Hawkins** added six, and **Carmelo Jones** finished with five in the win.

**Donovan Warren** punted the ball seven times, averaging 41.7 yards per punt.

| Score by Quarters | 1 | 2 | 3 | 4 | Score | |
|---|---|---|---|---|---|---|
| Hampton | 7 | 0 | 0 | 7 | 14 | Record: [0-1, 0-0 CAA] |
| Jackson State | 7 | 7 | 0 | 14 | 28 | Record: [1-0, 0-0 SWAC] |

**Scoring Summary**

| | | |
|---|---|---|
| 1st | 12:23 - HU - Ja'Quan Snipes 3-yard run [Brett Starling kick] | |
| | **5 plays - 75 yards - TOP 2:37** | **0-7** |
| 1st | 7:48 - JSU - Emari Matthews 2-yard run [Gerardo Baeza kick] | |
| | **3 plays - 19 yards - TOP 1:38** | **7-7** |
| 2nd | 14:35 - JSU - Donerio Davenport 7-yard run [Gerardo Baeza kick] | |
| | **7 plays - 67 yards - TOP 2:44** | **14-7** |
| 4th | 10:44 - HU - Marshawn Ferguson Jr. 30-yard pass from Isaiah Freeman [Brett Starling kick] | |
| | **3 plays - 55 yards - TOP 0:50** | **14-14** |
| 4th | 5:32 - JSU - Ahmad Miller 2-yard run [Gerardo Baeza kick] | |
| | **12 plays - 82 yards - TOP 5:03** | **21-14** |
| 4th | 4:00 - JSU - Ahmad Miller 76-yard run [Gerardo Baeza kick] | |
| | **1 play - 76 yards - TOP 0:13** | **28-14** |

| | HU | JSU |
|---|---|---|
| FIRST DOWNS | 20 | 20 |
| RUSHES-YARDS (NET) | 41-175 | 34-305 |
| PASSING YDS (NET) | 201 | 147 |
| Passes Comp.-Att.-Int. | 21-29-1 | 15-30-0 |
| TOTAL OFFENSE PLAYS-YARDS | 70-376 | 64-452 |
| Fumble Returns-Yards | 0-0 | 0-0 |
| Punt Returns-Yards | 4-2 | 3-31 |
| Kickoff Returns-Yards | 2-19 | 2-46 |
| Punts (Number-Avg) | 5-41.4 | 7-41.7 |
| Fumbles - Lost | 4-2 | 1-0 |
| Penalties - Yds. | 5-33 | 10-89 |
| Possession Time | 33:33 | 26:27 |
| 3rd Down Conversions | 5 of 15 | 6 of 14 |
| 4th Down Conversions | 1 of 3 | 0 of 0 |
| Red-Zone Scores - Chances | 1-3 | 3-3 |
| Sacks By: Number - Yards | 0-0 | 4-26 |

**RUSHING: HU -** Freeman 13-94; Chavis 6-39; Snipes 10-39; Shepard 7-12; Ferguson Jr. 1-0; Davis 4-[-9]. **JSU -** Miller 12-180; Morgan 7-53; Davenport 6-37; Terrell Jr. 2-10; Rembert 1-10; Christon 2-8; Matthews 4-7.

**PASSING: HU -** Freeman 10-17-1-117; Davis 11-12-0-84. **JSU -** Morgan 15-30-0-147.

**RECEIVING: HU -** Ferguson Jr. 5-59; Shepard 5-49; Smith 2-25; Moss 2-13; Chavis 1-29; Moss 2-13; Snipes 2-[-2]; Hall 1-9; Greenlaw 1-9; Davis 1-8; Paisant 1-2 . **JSU -** Fortilien 5-43; Rembert 4-31; Dupree 3-40; Riley Jr. 2-26; Savage 1-7.

**TACKLES (UA-A-TOT): HU -** Matthews-Canty 6-1-7; O'Neal 5-1-6; Moultrie II 3-1-4; Hicks 2-2-4; Sogbesan 2-2-4; Jackson Jr. 3-1-4; Sturdifen 1-2-3. **JSU -** Ivory 4-4-8; Washington 2-6-8; Pulliam 4-3-7; Hawkins 4-2-6; Brown Jr. 4-1-5; Jones 3-2-5; Taylor 3-1-4; Sallis 2-2-4; Hargon 1-2-3; Lacey 3-0-3; Cooks 3-0-3.

## Game 2 | 9.6.25 | M.M. Roberts Stadium (32,011) | Hattiesburg, Miss.

| | |
|---|---|
| #14 JACKSON STATE | 20 |
| SOUTHERN MISS | 38 |

**HATTIESBURG, Miss. |** Jackson State fell to Southern Miss 38-20 at M.M. Roberts Stadium on Saturday night in front of 32,011 in attendance.

**Travis Terrell Jr.** finished the day with 80 yards rushing on 10 carries, with most of that coming in the first half with 73 yards on eight carries. The sophomore averaged 8.0 yards per carry after leaving the game last week early in the first half. **Ahmad Miller** finished with 34 yards on nine carries including a touchdown, while **Donerio Davenport** added 33 yards on eight carries, and **Emari Matthews** 29 yards on just four carries and a touchdown. **JaCobian Morgan** finished 14-of-27 for 131 yards through the air, connecting with five different receivers. **Nate Rembert** led the way with 64 yards on four receptions and Jameel Gardner Jr. added 26 yards on four receptions. **Ja'Naylon Dupree** added 18 yards on three receptions. Defensively, **Quincy Ivory** led Jackson State with 10 total tackles, one of six players with seven or more tackles on the night. He added a sack and 1.5 tackles for loss. Meanwhile, **B.J. Washington** added nine tackles and **Shamar Hawkins** added eight. **Ashton Taylor** added a sack, a tackle for loss, a pass break-up, and three hurries in the loss.

| Score by Quarters | 1 | 2 | 3 | 4 | Score | |
|---|---|---|---|---|---|---|
| Jackson State | 3 | 7 | 0 | 10 | 20 | Record: [1-1, 0-0 SWAC] |
| Southern Miss | 14 | 3 | 7 | 14 | 38 | Record: [1-1, 0-0 Sun Belt] |

**Scoring Summary**

| | | |
|---|---|---|
| 1st | 12:06 - USM - Zach Ruffin 30-yard blocked punt recovery [Reed Harradine kick] | |
| | **0 plays - 0 yards - TOP 0:00** | **0-7** |
| 1st | 4:45 - JSU - Gerardo Baeza 46-yard field goal | |
| | **8 plays - 44 yards - TOP 3:45** | **3-7** |
| 1st | 0:23 - USM - Bralon Brown 8-yard reception from Braylon Braxton [Reed Harradine kick] | |
| | **12 plays - 87 yards - TOP 4:15** | **3-14** |
| 2nd | 13:16 - JSU - Emari Matthews 21-yard run [Gerardo Baeza kick] | |
| | **5 plays - 75 yards - TOP 2:07** | **10-14** |
| 2nd | 10:44 - USM - Reed Harradine 35-yard field goal | |
| | **7 plays - 58 yards - TOP 2:32** | **10-17** |
| 3rd | 5:29 - USM - Micah Davis 15-yard reception from Braylon Braxton [Reed Harradine kick] | |
| | **7 plays - 45 yards - TOP 2:48** | **10-24** |
| 4th | 14:54 - USM - Kadinn Morris 10-yard reception from Braylon Braxton [Reed Harradine kick] | |
| | **11 plays - 65 yards - TOP 3:51** | **10-31** |
| 4th | 13:24 - JSU - Gerardo Baeza 40-yard field goal | |
| | **4 plays - 0 yards - TOP 1:17** | **13-31** |
| 4th | 9:59 - USM - Robert Briggs Jr. 15-yard run [Reed Harradine kick] | |
| | **7 plays - 75 yards - TOP 3:25** | **13-38** |
| 4th | 5:32 - JSU - Ahmad Miller 8-yard run [Gerardo Baeza kick] | |
| | **11 play - 75 yards - TOP 4:18** | **20-38** |

| | JSU | USM |
|---|---|---|
| FIRST DOWNS | 19 | 25 |
| RUSHES-YARDS (NET) | 42-191 | 36-139 |
| PASSING YDS (NET) | 131 | 224 |
| Passes Comp.-Att.-Int. | 14-28-2 | 22-32-0 |
| TOTAL OFFENSE PLAYS-YARDS | 70-322 | 68-363 |
| Fumble Returns-Yards | 0-0 | 0-0 |
| Punt Returns-Yards | 1-13 | 3-71 |
| Kickoff Returns-Yards | 3-115 | 2-54 |
| Punts (Number-Avg) | 5-25.2 | 3-39.7 |
| Fumbles - Lost | 0-0 | 0-0 |
| Penalties - Yds. | 12-87 | 4-43 |
| Possession Time | 31:15 | 28:45 |
| 3rd Down Conversions | 5 of 16 | 4 of 11 |
| 4th Down Conversions | 1 of 1 | 0 of 0 |
| Red-Zone Scores - Chances | 1-1 | 5-5 |
| Sacks By: Number - Yards | 2-17 | 3-16 |

**RUSHING: JSU -** Terrell Jr. 10-80; Miller 9-34; Davenport 8-33; Matthews 4-29; Morgan 9-14 . **USM -** Pittman 10-71; Briggs Jr. 9-30; Braxton 10-20; Jones 7-16.

**PASSING: JSU -** Morgan 14-27-1-131; Stofa 0-1-1-0. **USM -** Braxton 20-30-0-214; Lyddy 1-1-0-11; White 1-1-0-[-1].

**RECEIVING: JSU -** Rembert 4-64; Gardner Jr. 4-26; Dupree 3-18; Paul 2-23; Miller 1-0 . **USM -** Metcalf 5-45; Brown 3-52; Chester 3-40; Davis 3-38; Morris 2-25.

**TACKLES (UA-A-TOT): JSU -** Ivory 2-8-10; Washington 5-4-9; Hawkins 3-5-8; Pulliam 3-4-7; Jones 2-5-7; Sallis 0-7-7. . **USM -** Montgomery 1-7-8; Battles 4-2-6; Moten 4-2-6; Haygood 3-3-6; Jones 0-6-6.

## Game 3 | 9.13.25 | Veterans Memorial Stadium (18,642) | Jackson, Miss.

| | |
|---|---|
| TUSKEGEE | 0 |
| #18 JACKSON STATE | 30 |

**JACKSON, Miss. |** Jackson State used a dominant defensive effort to get back on track with a 30-0 victory over Tuskegee in the W.C. Gorden Classic on Saturday at Veterans Memorial Stadium, the first shutout since Oct. 29, 2022 for the Tigers.

Jackson State (2-1) allowed Tuskegee to cross the 50-yard line just two times, one ending with a punt in the first and the second a blocked field goal by **Kazarius** Bowie to keep the shutout intact. They Tigers held Tuskegee (2-1) to 24 yards rushing on 20 carries - an average of 1.2 yards per carry - and seven total first downs. They also held the Golden Tigers to 85 yards passing, and just 109 yards of total offense on 40 plays on the afternoon.

**Quincy Ivory** led four players with five-plus tackles on the day with seven and two tackles for loss, while Defensive MVP **J'Cori Hargon** finished with six total tackles and a tackle for loss earning the start. **Reid Pulliam** and **Kam Sallis** each recorded five tackles in the win.

Meanwhile, Offensive MVP **Jared Lockhart** made his debut for Jackson State with his first collegiate start, accounting for three touchdowns. The freshman finished 15-of-21 for 254 yards and a touchdowns, throwing one interception and being sacked just once. He also ran 12 times for 44 yards and a pair of touchdowns on the day, before **Parker Stofa** came in and recording his first career touchdown.

**Ahmad Miller** led Jackson State with 69 yards rushing on eight carries, while **Donerio Davenport** added 58 yards on nine carries and **Travis Terrell Jr.** 51 yards on six carries. **Kobe Paul** led Jackson State with 75 yards receiving on five receptions, and **Jameel Gardner Jr.** added four receptions for 85 yards. **Ja'Naylon Dupree** hauled in a pair of receptions for 57 yards for a Jackson State team that finished with 522 yards of total offense on 72 total plays. The Tigers finished with 266 yards rushing on 50 carries - averaging 5.3 yards per carry - and passed for 256 yards.

| Score by Quarters | 1 | 2 | 3 | 4 | Score | |
|---|---|---|---|---|---|---|
| Tuskegee | 0 | 0 | 0 | 0 | 0 | Record: [2-1, 1-0 SIAC] |
| Jackson State | 7 | 14 | 9 | 0 | 30 | Record: [2-1, 0-0 SWAC] |

**Scoring Summmary**

| | | |
|---|---|---|
| 1st | 11:53 - JSU - Jared Lockhart 11-yard run [Gerardo Baeza kick] | |
| | **5 plays - 52 yards - TOP 2:01** | **7-0** |
| 2nd | 14:07 - JSU - Jared Lockhart 2-yard run [Gerardo Baeza kick] | |
| | **8 plays - 77 yards - TOP 2:51** | **14-0** |
| 2nd | 1:55 - JSU - Jameel Gardner Jr. 21-yard pass from Jared Lockhart [Gerardo Baeza kick] | |
| | **15 plays - 67 yards - TOP 6:18** | **21-0** |
| 3rd | 4:28 - JSU - Reid Pulliam safety | |
| | | **23-0** |
| 3rd | 0:08 - JSU - Parker Stofa 1-yard run [Gerardo Baeza kick] | |
| | **8 plays - 63 yards - TOP 4:14** | **30-0** |

| | TU | JSU |
|---|---|---|
| FIRST DOWNS | 7 | 26 |
| RUSHES-YARDS (NET) | 20-24 | 20-266 |
| PASSING YDS (NET) | 85 | 266 |
| Passes Comp.-Att.-Int. | 11-20-0 | 16-23-1 |
| TOTAL OFFENSE PLAYS-YARDS | 40-109 | 73-522 |
| Fumble Returns-Yards | 0-0 | 0-0 |
| Punt Returns-Yards | 1-3 | 2-4 |
| Kickoff Returns-Yards | 3-38 | 2-37 |
| Punts (Number-Avg) | 7-39.7 | 3-37.3 |
| Fumbles - Lost | 0-0 | 3-0 |
| Penalties - Yds. | 7-36 | 10-118 |
| Possession Time | 23:22 | 36:38 |
| 3rd Down Conversions | 2 of 11 | 7 of 12 |
| 4th Down Conversions | 0 of 0 | 1 of 1 |
| Red-Zone Scores - Chances | 0-0 | 4-7 |
| Sacks By: Number - Yards | 1-8 | 1-14 |

**RUSHING: TU -** Morris 11-32; Rowser 4-7; Cooper 1-1. **JSU -** Miller 8-68; Davenport 9-58; Terrett 6-51; Lockhart 12-44; Moultrie 4-19; Christon 5-11; Blount 4-11.

**PASSING: TU -** Beal 9-17-93; Hall 2-3-[-8]. **JSU -** Lockhart 15-21-254; Stofa 1-2-2.

**RECEIVING: TU -** Hall 3-39; Cooper 2-10; Mulbah 2-[-3] . **JSU -** Paul 5-75; Gardner 4-85; Dupree 2-57; Rembert 2-[-2].

**TACKLES (UA-A-TOT): TU -** Johnson 4-3-7; Irving 2-4-6; Terry 3-3-6; Smith 4-2-6; King 5-0-5; Wells 1-4-5; Cannon 4-1-5. **JSU -** Ivory 3-4-7; Hargon 3-3-6; Pulliam 4-1-5; Sallis 2-3-5; Jones 2-2-4.

## Game 4 | 9.27.25 | A.W. Mumford Stadium (27,847) | Baton Rouge, La.

| | |
|---|---|
| #17 JACKSON STATE | 38 |
| SOUTHERN | 13 |

**BATON ROUGE, La. |** Jackson State went over the 500-yard mark of total offense in its Southwestern Athletic Conference (SWAC) opener, a 38-13 victory over Southern at A.W. Mumford Stadium on Saturday night.

Jackson State (3-1, 1-0 SWAC), winners of its last 11 games against conference competition dating back to last season, piled up 538 total yards of offense with 197 yards rushing and 337 yards passing in the win. **JaCobian Morgan** led Jackson State offensively with 337 yards on 21-of-32 passing with two touchdowns, hitting three receivers for 90-plus yards including **Nate Rembert** for 102 yards on five receptions with one touchdown - an 82-yard fourth quarter touchdown. **Jameel Gardner Jr.** finished with 96 yards on seven receptions, and **Ja'Naylon Dupree** finished with 93 yards on five receptions for Jackson State.

**Ahmad Miller** led the rushing attack with 101 yards on 14 carries, his second game over 100 yards this season; while **Travis Terrell Jr.** finished 55 yards on 11 carries and a touchdown. Meanwhile, **Donerio Davenport** scored a pair of touchdowns for the Tigers. Jackson State fell behind early to Southern after a muffed punt in the first quarter before scoring the game's first touchdown late in the first to take the lead. After Southern took a 13-10 lead with five minutes to play, Jackson State used a 51-yard touchdown reception from Dupree to take the lead (17-13) with just five seconds remaining in the first half and never looked back. **Ashton Taylor** led the defense with seven tackles including six solo with a sack and tackle for loss, while **Jeremiah Williams** finished with five. **Kam Sallis** finished with five tackles and an interception, while **Quincy Ivory** recorded a sack.

| Score by Quarters | 1 | 2 | 3 | 4 | Score | |
|---|---|---|---|---|---|---|
| Jackson State | 7 | 10 | 7 | 14 | 38 | Record: [3-1, 1-0 SWAC] |
| Southern | 3 | 10 | 0 | 0 | 13 | Record: 1-4, 0-1 SWAC] |

**Scoring Summmary**

| | | |
|---|---|---|
| 1st | 8:03 - SU -Nathan Zimmer 37-yard field goal | |
| | **3 plays -[-16] yards - TOP 2:58** | **0-3** |
| 1st | 4:41 - JSU - Donerio Davenport 1-yard run [Gerardo Baeza kick] | |
| | **9 plays - 78 yards - TOP 3:14** | **7-3** |
| 2nd | 14:12 - SU - Nathan Zimmer 37-yard field goal | |
| | **11 plays - 44 yards - TOP 5:29** | **7-6** |
| 2nd | 10:33 - SU - Trey Holly 73-yard run [Nathan Zimmer kick] | |
| | **3 plays - 80 yards - TOP 1:15** | **7-13** |
| 2nd | 5:00 - JSU - Gerardo Baeza kick 33-yard field goal | |
| | **15 plays - 52 yards - TOP 5:26** | **10-13** |
| 2nd | 0:05 - JSU - Ja'Naylon Dupree 51-yard reception from Jacobian Morgan [Gerardo Baeza kick] | |
| | **9 plays - 97 yards - TOP 5:26** | **17-13** |
| 3rd | 8:58 - JSU - Donerio Davenport 3-yard run [Gerardo Baeza kick] | |
| | **8 plays - 65 yards - TOP 3:11** | **24-13** |
| 4th | 8:00 - JSU - Travis Terrell Jr. 6-yard run [Gerardo Baeza kick] | |
| | **12 plays - 73 yards - TOP 6:10** | **31-13** |
| 4th | 4:09 - JSU - Nate Rembert 82-yard reception from Jacobian Morgan [Gerardo Baeza kick] | |
| | **3 plays - 80 yards - TOP 1:28** | **38-13** |

| | JSU | SU |
|---|---|---|
| FIRST DOWNS | 29 | 14 |
| RUSHES-YARDS (NET) | 42-197 | 32-180 |
| PASSING YDS (NET) | 337 | 120 |
| Passes Comp.-Att.-Int. | 21-32-0 | 10-20-1 |
| TOTAL OFFENSE PLAYS-YARDS | 74-534 | 52-300 |
| Fumble Returns-Yards | 0-0 | 0-0 |
| Punt Returns-Yards | 1-0 | 1-0 |
| Kickoff Returns-Yards | 4-48 | 3-26 |
| Punts (Number-Avg) | 1-29.0 | 5-32.2 |
| Fumbles - Lost | 1-1 | 0-0 |
| Penalties - Yds. | 13-107 | 13-111 |
| Possession Time | 32:17 | 27:43 |
| 3rd Down Conversions | 7 of 13 | 3 of 12 |
| 4th Down Conversions | 1 of 1 | 1 of 2 |
| Red-Zone Scores - Chances | 4-6 | 2-3 |
| Sacks By: Number - Yards | 2-14 | 2-8 |

**RUSHING: JSU -** Miller 14-101, Terrell 11-51, Davenport 8-24. **SU -** Holly 11-147, Franklin 9-17, Gabriel 3-17.

**PASSING: JSU -** Morgan 21-31-0-337. **SU -** Strother 10-20-1-120.

**RECEIVING: JSU -** Gardner 7-96, Rembert 5-102, Dupree 5-93 . **SU -** Brown 3-17, Morris 2-50, Holley 2-17.

**TACKLES (UA-A-TOT): JSU -** Taylor 6-1-7, Williams 3-2-5, Sallis 3-2-5. **SU -** Paige 8-2-10, Brister 6-2-8, West 6-0-6, Lafleur 4-2-6.

## Game 5 | 10.4.25 | Ladd-Peebles Stadium (14,517) | Mobile, Ala.

| | |
|---|---|
| #18 JACKSON STATE | 57 |
| ALABAMA A&M | 24 |

**MOBILE, Ala. |** Jackson State piled up over 700 yards of total offense on Saturday night in a 57-24 Southwestern Athletic Conference (SWAC) victory over Alabama A&M at Ladd-Peebles Stadium in the Gulf Coast Challenge. Jackson State (4-1, 2-0 SWAC) finished with 702 yards of total offense on 80 plays, including 388 rushing yards while also adding 314 passing yards. The total was the largest for Jackson State since amassing 638 yards against Mississippi Valley State in 2022, and is the third consecutive week the offense has totaled 500 yards or more (all wins). **JaCobian Morgan** completed 70 percent of his passes on the night for 314 yards. He finished 21-for-30 with four touchdowns and was not sacked on the night. The graduate finished 201.9 QBR while connecting with seven different receivers in the win.

| Score by Quarters | 1 | 2 | 3 | 4 | Score | |
|---|---|---|---|---|---|---|
| Jackson State | 10 | 23 | 10 | 14 | 57 | Record: [4-1, 2-0 SWAC] |
| Alabama A&M | 7 | 3 | 14 | 0 | 24 | Record: [3-3, 0-2 SWAC] |

**Scoring Summary**

| | | |
|---|---|---|
| 1st | 11:52 - JSU - Gerardo Baeza 25-yard field goal | |
| | **4 plays - 5 yards - TOP 1:19** | **3-0** |
| 1st | 8:43 - JSU - Shemar Savage 22-yard pass from JaCobian Morgan [Gerardo Baeza kick] | |
| | **5 plays - 60 yards - TOP 1:24** | **10-0** |
| 1st | 2:08 - AAMU - Cornelius Brown 10-yard run [David Faulk kick] | |
| | **7 plays - 80 yards - TOP 1:53** | **10-7** |
| 2nd | 12:34 - JSU - JaCobian Morgan 4-yard run [Gerardo Baeza kick] | |
| | **2 plays - 38 yards - TOP 0:37** | **17-7** |
| 2nd | 7:27 - JSU - Shemar Savage 60-yard pass from JaCobian Morgan [Gerardo Baeza kick] | |
| | **4 plays - 80 yards - TOP 1:38** | **24-7** |
| 2nd | 3:48 - AAMU - David Faulk 46-yard field goal | |
| | **9 plays - 47 yards - TOP 3:39** | **24-10** |
| 2nd | 1:55 - JSU - Ja'Naylon Dupree 19-yard pass from JaCobian Morgan [PAT blocked] | |
| | **4 plays - 66 yards - TOP 1:49** | **30-10** |
| 2nd | 0:00 - JSU - Donovan Warren 27-yard field goal | |
| | **9 plays - 67 yards - TOP 1:13** | **33-10** |
| 3rd | 13:55 - JSU - Emari Matthews 1-yard run [Donovan Warren kick] | |
| | **3 plays - 19 yards - TOP 0:54** | **40-10** |
| 3rd | 11:16 - AAMU - Frank Pierre 36-yard pass from Cornelius Brown [David Faulk kick] | |
| | **6 plays - 65 yards - TOP 2:39** | **40-17** |
| 3rd | 3:24 - JSU - Donovan Warren 41-yard field goal | |
| | **9 plays - 41 yards - TOP 3:33** | **43-17** |
| 3rd | 1:28 - AAMU - Daveon Walker 41-yard pass from Cornelius Brown [David Faulk kick] | |
| | **5 plays - 72 yards - TOP 1:55** | **43-24** |
| 4th | 12:17 - JSU - Ja'Naylon Dupree 37-yard pass from JaCobian Morgan [Gerardo Baeza kick] | |
| | **10 plays - 81 yards - TOP 4:03** | **50-24** |
| 4th | 5:39 - JSU - Donerio Davenport 1-yard run [Gerardo Baeza kick] | |
| | **6 plays - 80 yards - TOP 2:30** | **57-24** |

| | JSU | AAMU |
|---|---|---|
| FIRST DOWNS | 30 | 18 |
| RUSHES-YARDS (NET) | 49-388 | 26-59 |
| PASSING YDS (NET) | 314 | 347 |
| Passes Comp.-Att.-Int. | 21-31-0 | 27-42-1 |
| TOTAL OFFENSE PLAYS-YARDS | 80-702 | 68-406 |
| Fumble Returns-Yards | 0-0 | 0-0 |
| Punt Returns-Yards | 2-24 | 0-0 |
| Kickoff Returns-Yards | 5-148 | 4-69 |
| Punts (Number-Avg) | 2-40.0 | 7-33.3 |
| Fumbles - Lost | 1-1 | 1-1 |
| Penalties - Yds. | 10-93 | 8-70 |
| Possession Time | 30:50 | 28:59 |
| 3rd Down Conversions | 10 of 15 | 5 of 16 |
| 4th Down Conversions | 0 of 0 | 0 of 1 |
| Red-Zone Scores - Chances | 6-7 | 1-2 |
| Sacks By: Number - Yards | 0-0 | 0-0 |

**RUSHING: JSU -** Morgan 12-120; Terrell 7-103; Davenport 9-72; MIller 14-72. **AAMU -** Morrow 12-29; Brown 4-13.

**PASSING: JSU -** Morgan 21-30-0-314. **AAMU -** Brown 26-39-1-341; Handley 1-3-0-6.

**RECEIVING: JSU -** Gardner 8-84; Savage 3-91; Dupree 3-63; Rembert 3-45. **AAMU -** Walker 9-100; Pierre 4-60.

**TACKLES (UA-A-TOT): JSU -** Ivory 3-7-10; Wells 0-7-7. **AAMU -** Robinson 2-9-11; Wright 2-7-9; Wright 1-8-9; Glenn 1-8-9.

## Game 6 | 10.18.25 | Veterans Memorial Stadium (44,000) | Jackson, Miss.

| | |
|---|---|
| ALABAMA STATE | 34 |
| #14 JACKSON STATE | 38 |

**JACKSON, Miss. |** One second, the announcement was made in Veterans Memorial Stadium to put one second back on the clock and give Alabama State one more chance at the end zone from the two-yard line. However, the Jackson State defense stood tall and held the Hornets at the one-yard line with **Ashton Taylor** sealing the deal for the defending Southwestern Athletic Conference (SWAC) championship in a 38-34 victory over Alabama State on Saturday night in front of a nationally televised audience.

Jackson State (5-1, 3-0 SWAC) took the lead with just 50 seconds left in the game on an 18-yard touchdown pass from **JaCobian Morgan** to **Nate Rembert**, taking a 38-34 lead before Alabama State (4-2, 2-1 SWAC) drove the length of the field. Andrew Body dropped back to pass with six seconds left, however, his receiver was dropped at the two-yard line sending the stadium into a frenzy before the announcement setting the stage for the final play.

| Score by Quarters | 1 | 2 | 3 | 4 | Score | |
|---|---|---|---|---|---|---|
| Alabama State | 0 | 13 | 7 | 14 | 34 | Record: [4-2, 2-1 SWAC] |
| Jackson State | 7 | 10 | 7 | 14 | 38 | Record: [5-1, 3-0 SWAC] |

**Scoring Summary**

| | | |
|---|---|---|
| 1st | 12:37 - JSU - Shemar Savage 10-yard pass from JaCobian Morgan [Gerardo Baeza kick] | |
| | **6 plays - 75 yards - TOP 2:23** | **7-0** |
| 2nd | 13:18 - ASU - Andrew Abu-Akel 42-yard field goal | |
| | **7 plays - 46 yards - TOP 3:31** | **7-3** |
| 2nd | 9:37 - JSU - Donovan Warren 29-yard field goal | |
| | **9 plays - 62 yards - TOP 3:35** | **10-3** |
| 2nd | 3:15 - ASU - Marcus Harris II 2-yard run [Andrew Abu-Ekel kick] | |
| | **11 plays - 90 yards - TOP 6:13** | **10-10** |
| 2nd | 1:30 - JSU - Ja'Naylon 30-yard pass from JaCobian Morgan [Gerardo Baeza kick] | |
| | **4 plays - 64 yards - TOP 1:38** | **17-10** |
| 2nd | 0:00 - ASU - Andrew Abu-Akel 36-yard field goal | |
| | **8 plays - 53 yards - TOP 1:23** | **17-13** |
| 3rd | 12:05 - ASU - Jamarie Hostzclaw 2-yard run [Andrew Abu-Akel kick] | |
| | **8 plays - 75 yards - TOP 2:55** | **17-20** |
| 3rd | 8:43 - JSU - Jency Riley Jr. 3-yard pass from JaCobian Morgan [Gerardo Baeza kick] | |
| | **8 plays - 70 yards - TOP 3:14** | **24-20** |
| 4th | 9:18 - JSU - Ja'Naylon Dupree 5-yard pass from JaCobian Morgan [Gerardo Baeza kick] | |
| | **8 plays - 32 yards - TOP 4:14** | **31-20** |
| 4th | 7:07 - ASU - Jalen Jones 8-yard pass from Andrew Body [Andrew Abu-Akel kick] | |
| | **5 plays - 75 yards - TOP 2:11** | **31-27** |
| 4TH | 4:36 - ASU - Jamarie Hostzclaw 15-yard run [Andrew Abu-Akel kick] | |
| | **3 plays - 31 yards - TOP 0:50** | **31-34** |
| 4th | 0:50 - JSU - Nate Rembert 18-yard pass from JaCobian Morgan [Gerardo Baeza kick] | |
| | **10 plays - 68 yards - TOP 3:34** | **38-34** |

| | ASU | JSU |
|---|---|---|
| FIRST DOWNS | 25 | 29 |
| RUSHES-YARDS (NET) | 33-165 | 45-257 |
| PASSING YDS (NET) | 349 | 191 |
| Passes Comp.-Att.-Int. | 20-30-1 | 16-23-1 |
| TOTAL OFFENSE PLAYS-YARDS | 63-514 | 68-448 |
| Fumble Returns-Yards | 0-0 | 0-0 |
| Punt Returns-Yards | 0-0 | 0-0 |
| Kickoff Returns-Yards | 4-91 | 5-107 |
| Punts (Number-Avg) | 2-33.5 | 0-0 |
| Fumbles - Lost | 0-0 | 2-1 |
| Penalties - Yds. | 7-75 | 4-55 |
| Possession Time | 29:18 | 30:42 |
| 3rd Down Conversions | 6 of 11 | 8 of 12 |
| 4th Down Conversions | 0 of 0 | 0 of 0 |
| Red-Zone Scores - Chances | 6-7 | 5-5 |
| Sacks By: Number - Yards | 0-0 | 2-6 |

**RUSHING: ASU -** Body 14-93; Hostzclaw 10-53. **JSU -** Terrell 17-79; Morgan 7-66; Miller 9-60.

**PASSING: ASU -** Body 20-30-1-349. **JSU -** Morgan 16-23-1-191.

**RECEIVING: ASU -** Jones 6-72; Harrell 5-107; Gregg 3-60. **JSU -** Dupree 4-53; Gardner 4-27.

**TACKLES (UA-A-TOT): ASU -** Lenore 9-6-15. **JSU -** Ivory 8-4-12; Hawkins 2-6-8; Chisholm 4-1-5.

## Game 7 | 10.25.25 | Allegiant Stadium (29,655) | Las Vegas, Nev.

| | |
|---|---|
| GRAMBLING STATE | 57 |
| #11 JACKSON STATE | 24 |

**LAS VEGAS |** No. 11 Jackson State's fourth quarterback ended up short as Grambling State connected on a field goal with just 21 seconds remaining, as the Tigers fell 26-24 to Grambling State in Southwestern Athletic Conference (SWAC) action at Allegiant Stadium on Saturday night.

**JaCobian Morgan**, who was injured late in the first quarter and did not return, scored the game's first touchdown on a seven-yard rush around left end before the Tigers extended the lead to 10-0 on a 30-yard **Donovan Warren** field goal. However, Grambling State got on the board with a 59-yard touchdown pass with just under two minutes to play before converting a blocked punt into a field goal as the first half clock expired to pull within 10-9. In the second half, Grambling State (5-3, 2-2 SWAC) scored 13 unanswered points before Jackson State (5-2, 3-1 SWAC) used a pair of fourth quarter touchdowns to take a 24-23 lead with just 2:15 to play before Grambling State connected on a last second 44-yard field goal. **Donerio Davenport** led a Jackson State rushing attack with 98 yards on 11 carries as the Tigers rushed for 198 as a team. Meanwhile, a trio of Tigers finished the night 13-of-26 passing for 250 yards and a touchdown. **Parker Stofa** came off the bench to finish 7-of-12 for 91 yards, and **Jared Lockhart** finished 3-of-8 for 96 yards and a touchdown. **Nate Rembert** led all receivers with four catches for 126 yards a touchdown, while **Ja'Naylon Dupree** finished with three receptions for 61 yards.

Defensively, **Reid Pulliam** led Jackson State with 10 tackles, while **John Brown Jr.** finished with six.

| Score by Quarters | 1 | 2 | 3 | 4 | Score | |
|---|---|---|---|---|---|---|
| Grambling State | 0 | 9 | 7 | 10 | 26 | Record: [5-3, 2-2 SWAC] |
| Jackson State | 10 | 0 | 0 | 14 | 24 | Record: [5-2, 3-1 SWAC] |

**Scoring Summary**

| | | |
|---|---|---|
| 1st | 8:49 - JSU - JaCobian Morgan 7-yard run [Gerardo Baeza kick] | |
| | **10 plays - 86 yards - TOP 3:43** | **7-0** |
| 1st | 0:07 - JSU - Donovan Warren 30-yard field goal | |
| | **12 plays - 71 yards - TOP 5:23** | **10-0** |
| 2nd | 1:56 - GSU - Covadis Knighten 59-yard pass from C'zavian Teasett [PAT blocked] | |
| | **7 plays - 89 yards - TOP 3:59** | **10-6** |
| 2nd | 0:00 - GSU - Theodore Caballero 24-yard field goal | |
| | **2 plays - 0 yards - TOP 0:09** | **10-9** |
| 3rd | 5:17 - GSU - C'zavien Teasett 16-yard run [Theodore Caballero kick] | |
| | **12 plays - 83 yards - TOP 6:31** | **10-16** |
| 4th | 12:06 - GSU - Andrew Frazier 26-yard pass from C'zavian Teasett [Theodore Caballero kick] | |
| | **7 plays - 68 yards - TOP 4:14** | **10-23** |
| 4th | 9:41 - JSU - Nathan Rembert 62-yard pass from Jared Lockhart [Donovan Warren kick] | |
| | **6 plays - 92 yards - TOP 2:18** | **17-23** |
| 4th | 2:15 - JSU - Jared Lockhart 1-yard run [Donovan Warren kick] | |
| | **6 plays - 92 yards - TOP 2:18** | **24-23** |
| 4th | 0:21 - GSU - Josh McCormick 44-yard field goal | |
| | **11 plays - 38 yards - TOP 1:54** | **24-26** |

| | GSU | JSU |
|---|---|---|
| FIRST DOWNS | 20 | 25 |
| RUSHES-YARDS (NET) | 33-122 | 45-198 |
| PASSING YDS (NET) | 243 | 250 |
| Passes Comp.-Att.-Int. | 17-29-0 | 13-26-0 |
| TOTAL OFFENSE PLAYS-YARDS | 62-365 | 71-448 |
| Fumble Returns-Yards | 0-0 | 0-0 |
| Punt Returns-Yards | 1-24 | 0-0 |
| Kickoff Returns-Yards | 3-79 | 5-83 |
| Punts (Number-Avg) | 3-31.3 | 3-18.7 |
| Fumbles - Lost | 3-1 | 3-1 |
| Penalties - Yds. | 9-74 | 8-77 |
| Possession Time | 29:18 | 30:42 |
| 3rd Down Conversions | 7 of 13 | 8 of 15 |
| 4th Down Conversions | 1 of 1 | 2 of 3 |
| Red-Zone Scores - Chances | 2-2 | 3-4 |
| Sacks By: Number - Yards | 2-14 | 3-17 |

**RUSHING: GSU -** Bradford 11-58; Crews 6-40. **JSU -** Davenport 11-98; Lockhart 7-44; Miller 11-24.

**PASSING: GSU -** Teasett 16-26-0-232; Darensbourg 1-2-0-11. **JSU -** Lockhart 4-9-0-103; Stofa 6-11-0-84; Morgan 3-6-0-63.

**RECEIVING: GSU -** Knighten 5-96; Jones 3-34. **JSU -** Rembert 4-126; Dupree 3-61; Paul 2-35; Terrell 2-13.

**TACKLES (UA-A-TOT): GSU -** Davis 5-4-9; Caston 5-3-8; Robinson 2-5-7. **JSU -** Pulliam 7-3-10; Brown 1-5-6; Chisholm 3-2-5; Ivory 3-2-5; Jones 1-4-5.

## Game 8 | 11.1.25 | Bragg Memorial Stadun (13,104) | Tallahassee, Fla.

| | |
|---|---|
| #20 JACKSON STATE | 41 |
| FLORIDA A&M | 16 |

**TALLAHASEE, Fla. |** Jackson State rebounded from its performance last week behind the running attack of **Ahmad Miller** and **Donerio Davenport**, cruising past Florida A&M 41-16 on the road in Southwestern Athletic Conference (SWAC) action at Bragg Memorial Stadium on Saturday night.

Miller and Davenport combined for 277 of the team's 392 rushing yards on the night, with Miller leading the way with 165 yards on 19 carries and a touchdown. Meanwhile, Davenport finished with 112 yards on 16 carries with a touchdown, and **Nate Rembert** picked up a rushing touchdown on a 40-yard jet sweep. **Jared Lockhart** finished with 37 yards rushing and **Travis Terrell Jr.** picked up 29 yards and a touchdown on the night for Jackson State (6-2, 4-1 SWAC). Lockhart finished the night 5-of-10 for 104 yards and touchdown, while not throwing an interception or being sacked. He connected with four different receivers including Rembert who finished with a pair of catches for 48 yards a touchdown.

The Jackson State defense held Florida A&M to just 202 yards of total offense including just 70 on the ground. **Ashton Taylor** led the way with five total tackles including three tackles for loss, while **Tymon Wells** added five tackles and 0.5 tackle for loss. **Jeremiah Williams** added four tackles including a tackle for loss and sack, while **Reid Pulliam** added four tackles.

| Score by Quarters | 1 | 2 | 3 | 4 | Score | |
|---|---|---|---|---|---|---|
| Jackson State | 3 | 7 | 14 | 17 | 41 | Record: [6-2, 4-1 SWAC] |
| Florida A&M | 0 | 3 | 7 | 6 | 16 | Record: [3-5, 2-2 SWAC] |

**Scoring Summary**

| | | |
|---|---|---|
| 1st | 649 - JSU - Gerardo Baeza 24-yard field goal | |
| | **6 plays - 22 yards - TOP 2:21** | **3-0** |
| 2nd | 2:42 - FAMU - Daniel Porto 38-yard field goal | |
| | **8 plays - 29 yards - TOP 3:04** | **3-3** |
| 2nd | 0:18 - JSU - Ahmad Miller 1-yard run [Gerardo Baeza kick] | |
| | **6 plays - 80 yards - TOP 2:28** | **10-3** |
| 3rd | 12:23 - JSU -Nate Rembert 42-yard pass from Jared Lockhart [Gerardo Baeza kick] | |
| | **5 plays - 59 yards - TOP 2:19** | **17-3** |
| 3rd | 10:44 - JSU - Donerio Davenport 6-yard run [Gerardo Baeza kick] | |
| | **4 plays - 15 yards - TOP 1:34** | **24-3** |
| 3rd | 5:41 - FAMU - Jamal Hailey 5-yard pass from RJ Johnson III [Daniel Porto kick] | |
| | **11 plays - 75 yards - TOP 5:03** | **24-10** |
| 4th | 13:37 - JSU - Gerardo Baeza 22-yard field goal | |
| | **12 plays - 62 yards - TOP 6:56** | **31-10** |
| 4th | 10:56 - JSU - Nate Rembert 40-yard run [Gerardo Baeza kick] | |
| | **2 plays - 44 yards - TOP 0:38** | **38-10** |
| 4th | 4:21 - JSU - Travis Terrell Jr. 12-yard run [Gerardo Baeza kick] | |
| | **7 plays - 37 yards - TOP 4:09** | **41-10** |
| 4th | 1:53 - FAMU - Miles Campbell 20-yard pass from RJ Johnson III [PAT no good] | |
| | **5 plays - 36 yards - TOP 2:16** | **41-16** |

| | JSU | FAMU |
|---|---|---|
| FIRST DOWNS | 21 | 13 |
| RUSHES-YARDS (NET) | 56-392 | 23-70 |
| PASSING YDS (NET) | 104 | 132 |
| Passes Comp.-Att.-Int. | 5-10-0 | 16-29-0 |
| TOTAL OFFENSE PLAYS-YARDS | 66-496 | 52-202 |
| Fumble Returns-Yards | 0-0 | 0-0 |
| Punt Returns-Yards | 0-0 | 1-17 |
| Kickoff Returns-Yards | 3-75 | 3-75 |
| Punts (Number-Avg) | 3-35.7 | 6-36.3 |
| Fumbles - Lost | 2-1 | 2-1 |
| Penalties - Yds. | 10-135 | 7-58 |
| Possession Time | 30:57 | 26:30 |
| 3rd Down Conversions | 9 of 15 | 1 of 11 |
| 4th Down Conversions | 1 of 1 | 1 of 2 |
| Red-Zone Scores - Chances | 4-5 | 3-3 |
| Sacks By: Number - Yards | 2-5 | 0-0 |

**RUSHING: JSU -** Miller 19-165; Davenport 16-112; Rembert 1-40. **FAMU -** Johnson 7-31; Franklin 8-23.

**PASSING: JSU -** Lockhart 5-10-0-104. **FAMU -** Johnson 16-29-0-132.

**RECEIVING: JSU -** Rembert 2-48; Gardner 1-26; Paul 1-20; Riley 1-10. **FAMU -** Edwards 4-49; Wilcher 3-32.

**TACKLES (UA-A-TOT): JSU -** Taylor 3-2-5; Wells 4-1-5. **FAMU -** Donald 8-1-9; Jenkins 6-3-9; Riles 8-1-9.

**Game 9 | 11.8.25 | Rice-Totten Stadium (8927) | Itta Bena, Miss.**

| | |
|---|---|
| #19 JACKSON STATE | 42 |
| MVSU | 3 |

**ITTA BENA, Miss. | Nate Rembert** and **Quincy Ivory** returned to Itta Bena for the first time in a different uniform after starting their careers as a Delta Devil, and responded with game-changing plays to lead Jackson State to a 42-3 victory at Rice-Totten Stadium on Saturday night.

Rembert led Jackson State (7-2, 5-1 SWAC) with six receptions for 97 yards including a pair of touchdowns - a nine-yard reception int he first half and a 14-yard reception in the second half to push the Tigers lead to 28-3. Meanwhile, Ivory finished the game with three tackles including 1.5 for loss and 0.5 sack, while also forcing a second half fumble for the Jackson State defense that held Mississippi Valley State to just 179 yards of total offense.

The Jackson State offense piled up 458 yards on the night including 217 yards rushing. They were led by **Ahmad Miller** with 91 yards on 19 carries, while **Travis Terrell Jr.** finished with 56 yards on 10 carries a touchdown. **Donerio Davenport** added 29 yards on seven carries and a touchdown in the win. Meanwhile, Jared Lockhart finished with 241 yards passing on 21-of-27 with a pair of touchdowns. He connected with 10 different receivers including **Ja'Naylon Dupree** who finished with 58 yards on four receptions and **Jency Riley Jr.** who finished with 33 yards on three receptions.

Defensively, **Reid Pulliam** led the Tigers with seven tackles (one tackle for loss), while **Ashton Taylor** and **Shamar Hawkins** each finished with five. **Mike Smith III** registered the first defensive touchdown of the year for Jackson State with a third quarter, 60-yard interception return for a touchdown that extended the lead to 35-3.

| Score by Quarters | 1 | 2 | 3 | 4 | Score | |
|---|---|---|---|---|---|---|
| Jackson State | 7 | 14 | 14 | 7 | 42 | Record: [7-2, 5-1 SWAC] |
| MVSU | 0 | 3 | 0 | 0 | 3 | Record: [1-8, 0-5 SWAC] |

**Scoring Summary**

| | | |
|---|---|---|
| 1st | 6:16 - JSU - Donerio Davenport 2-yard run [Gerardo Baeza kick] | |
| | **8 plays - 86 yards - TOP 3:43** | **7-0** |
| 2nd | 6:15 - JSU - Travis Terrell Jr. 4-yard run [Donovan Warren kick] | |
| | **7 plays - 45 yards - TOP 2:33** | **14-0** |
| 2nd | 0:20 - JSU - Nate Rembert 9-yard pass from Jared Lockhart [Donovan Warren kick] | |
| | **12 plays - 82 yards - TOP 4:56** | **21-0** |
| 2nd | 0:00 - MVSU - Marko Jovisic 42-yard field goal | |
| | **3 plays - 50 yards - TOP 0:20** | **21-3** |
| 3rd | 11:53 - JSU - Nate Rembert 14-yard pass from Jared Lockhart [Donovan Warren kick] | |
| | **4 plays - 50 yards - TOP 1:22** | **28-3** |
| 3rd | 3:05 - JSU - Mike Smith III 60-yard interception return [Donovan Warren kick] | |
| | | **35-3** |
| 4th | 8:14 - JSU - Ja'Naylon Dupree 22-yard run [Donovan Warren kick] | |
| | **6 plays - 68 yards - TOP 2:55** | **42-3** |

| | JSU | MVSU |
|---|---|---|
| FIRST DOWNS | 29 | 13 |
| RUSHES-YARDS (NET) | 45-224 | 28-53 |
| PASSING YDS (NET) | 241 | 126 |
| Passes Comp.-Att.-Int. | 21-27-0 | 15-35-1 |
| TOTAL OFFENSE PLAYS-YARDS | 72-465 | 63-179 |
| Fumble Returns-Yards | 0-0 | 1-41 |
| Punt Returns-Yards | 5-41 | 0-0 |
| Kickoff Returns-Yards | 1-14 | 1-15 |
| Punts (Number-Avg) | 4-38.2 | 8-50.5 |
| Fumbles - Lost | 1-1 | 3-1 |
| Penalties - Yds. | 4-44 | 6-70 |
| Possession Time | 31:30 | 28:30 |
| 3rd Down Conversions | 5 of 11 | 3 of 14 |
| 4th Down Conversions | 1 of 1 | 1 of 2 |
| Red-Zone Scores - Chances | 4-6 | 0-0 |
| Sacks By: Number - Yards | 1-12 | 1-8 |

**RUSHING: JSU -** Miller 19-87; Terrell 10-56; Lockhart 8-30; Davenport 7-29; Dupree 1-22. **MVSU -** Taylor 6-32; Webster 2-16.

**PASSING: JSU -** Lockhart 21-27-0-241. **MVSU -** Nunez 15-34-1-126; Brown 0-1-0-0.

**RECEIVING: JSU -** Rembert 6-97; Dupree 4-58; Riley 3-33. **MVSU -** White 3-51; Fant 3-23; Valcourt 3-9.

**TACKLES (UA-A-TOT): JSU -** Pulliam 3-4-7; Taylor 4-1-5; Hawkins 2-3-5; Sallis 4-1-5; Chaney 3-2-5. **MVSU -** Anderson 5-3-8; Ijioma 5-1-6; Cabell 2-3-5; Wright 2-3-5.

**Game 10 | 11.15.25 | Rice-Totten Stadium (23,348) | Jackson, Miss.**

| | |
|---|---|
| BETHUNE-COOKMAN | 13 |
| #16 JACKSON STATE | 28 |

**DAYTONA BEACH, Fla. |** Jackson State used a trio of running backs going over the century mark and a stingy defense to defeat Bethune-Cookman 28-13 at Veterans Memorial Stadium on Saturday afternoon.

**Ahmad Miller** led all rushers with 118 yards on 22 carries, while **Donerio Davenport** added 106 yards on 11 carries with a touchdown and **Travis Terrell Jr.** hitting the mark for the second time this season with 103 yards on 11 carries and a touchdown. The Tigers ended the day with 360 yards rushing, while the defense allowed just 75 yards on the ground on 25 carries.

**Jared Lockhart** finished the game 12-of-21 for 160 yards and a touchdown, connecting with six different receivers led by **Jameel Gardner Jr.** with 98 yards on three receptions and **Nate Rembert** 28 yards on three carries. Defensively, the Tigers had 22 different players record a tackle led by **Frankie Dunn Jr.** with five tackles.

Jackson State (8-2, 6-1 SWAC) needed just two plays to get on the board when Lockhart connected with Gardner for an 83-yard touchdown pass before Bethune-Cookman answered on the next play with a kickoff return for a touchdown. The two teams traded points in the second with Terrell scoring on a 25-yard run to give Jackson State a 14-10 lead. After a Bethune-Cookman field goal in the third to trim the deficit to 14-13, Davenport pushed the lead to 21-13 with a six-yard run before **B.J. Washington** put the game away with an 82-yard interception return for a touchdown with just 13 seconds remaining.

| Score by Quarters | 1 | 2 | 3 | 4 | Score | |
|---|---|---|---|---|---|---|
| Bethune-Cookman | 7 | 3 | 3 | 0 | 13 | Record: [5-6, 4-3 SWAC] |
| Jackson State | 7 | 7 | 7 | 7 | 28 | Record: [8-2, 6-1 SWAC] |

**Scoring Summary**

| | | |
|---|---|---|
| 1st | 14:16 - JSU - Jameel Gardner Jr. 83-yard pass from Jared Lockhart [Donovan Warren kick] | |
| | **2 plays - 84 yards - TOP 0:40** | **7-0** |
| 1st | 14:02 - BCU - Jared Ross 98-yard kickoff return [Juan Dominguez kick] | |
| | | **7-7** |
| 2nd | 8:13 - JSU - Travis Terrell Jr. 25-yard run [Donovan Warren kick] | |
| | **4 plays - 67 yards - TOP 1:56** | **14-7** |
| 2nd | 0:00 - BCU - Juan Dominguez 44-yard field | |
| | **3 plays - 45 yards - TOP 0:20** | **14-10** |
| 3rd | 11:37 - BCU - Juan Dominguez 39-yard field goal | |
| | **8 plays - 45 yards - TOP 3:17** | **14-13** |
| 3rd | 2:01 - JSU - Donerio Davenport 6-yard run [Donovan Warren kick] | |
| | **5 plays - 44 yards - TOP 2:36** | **21-13** |
| 4th | 0:13 - JSU - B.J. Washington 82-yard interception return [Donovan Warren kick] | |
| | | **28-13** |

| | B-CU | JSU |
|---|---|---|
| FIRST DOWNS | 13 | 22 |
| RUSHES-YARDS (NET) | 25-75 | 52-360 |
| PASSING YDS (NET) | 215 | 160 |
| Passes Comp.-Att.-Int. | 15-28-2 | 12-21-1 |
| TOTAL OFFENSE PLAYS-YARDS | 53-290 | 73-520 |
| Fumble Returns-Yards | 0-0 | 0-0 |
| Punt Returns-Yards | 0-0 | 2-22 |
| Kickoff Returns-Yards | 5-138 | 3-57 |
| Punts (Number-Avg) | 6-50.3 | 4-37.5 |
| Fumbles - Lost | 1-1 | 1-1 |
| Penalties - Yds. | 2-15 | 7-50 |
| Possession Time | 25:31 | 34:29 |
| 3rd Down Conversions | 2 of 12 | 4 of 12 |
| 4th Down Conversions | 1 of 2 | 2 of 3 |
| Red-Zone Scores - Chances | 0-0 | 1-2 |
| Sacks By: Number - Yards | 1-8 | 1-7 |

**RUSHING: BCU -** Ransom 16-69; Robinson 4-3. **JSU -** MIller 22-118; Davenport 11-106; Terrell 11-103; Lockhart 8-33.

**PASSING: BCU -** Ransom 15-28-2-215. **JSU -** Lockhart 12-21-1-160.

**RECEIVING: BCU -** Ross 6-58; Huggins 5-31; Jenkins 2-69. **JSU -** Gardner 3-98; Rembert 3-28; Riley 2-16; Davenport 2-8.

**TACKLES (UA-A-TOT): BCU -** Watts 9-2-11; Sparrow 5-2-7; Bass 2-4-6. **JSU -** Pulliam 3-4-7; Dunn 3-2-5; Wells 2-2-4; Taylor 2-2-4.

## Game 11 | 11.22.25 | Veterans Memorial Stadium (44,097) | Jackson, Miss.

| | |
|---|---|
| ALCORN STATE | 21 |
| #15 JACKSON STATE | 27 |

**JACKSON, Miss. |** Jackson State built an early lead against Alcorn State, and held on to win 27-21 at Veterans Memorial Stadium on Saturday night to clinch its second consecutive Southwestern Athletic Conference (SWAC) East Division and the right to host the SWAC Championship on Dec. 6.

The two teams traded points in the second half with Jackson State holding a 27-21 lead with just over two minutes to play. Following a turnover on offense with under a minute to play, Jackson State used its stingy defense to thwart another last second effort from an opponent this season. The Jackson State secondary batted down a pair of pass attempts in the final nine seconds including a Hail Mary on the game's final play to clinch its spot in the championship game.

**Ahmad Miller** became the second back in as many years to eclipse 1,000 yards - joining **Irv Mulligan** in 2024 - finishing with 106 yards on 15 carries, while **Donerio Davenport** finished with 52 yards on eight carries to help the Tigers to 185 total rushing yards. Meanwhile, **Jared Lockhart** finished 15-of-17 passing for 194 yards and a touchdown, connecting with eight different receivers including **Nate Rembert** who finished with six receptions for 100 yards and a touchdown.

Defensively, **Shamar Hawkins** led the Tigers with eight tackles, while **Ashton Taylor** finished with seven on the night. Reid Pulliam and **KJ Chisholm Jr.** each finished with seven tackles and a tackle for loss. The Tigers finished with six tackles for loss on the night and held Alcorn State to just 148 yards rushing.

| Score by Quarters | 1 | 2 | 3 | 4 | Score | |
|---|---|---|---|---|---|---|
| Alcorn State | 0 | 7 | 7 | 7 | 21 | Record: [5-7, 4-4 SWAC] |
| Jackson State | 17 | 7 | 0 | 3 | 27 | Record: [9-2, 7-1 SWAC] |

**Scoring Summary**

| | | |
|---|---|---|
| 1st | 11:32 - JSU - Ahmad Miller 1-yard run [Gerardo Baeza kick] | |
| | **8 plays - 75 yards - TOP 3:38** | **7-0** |
| 1st | 3:09 - JSU - Gerardo Baeza 43-yard field goal | |
| | **11 plays - 56 yards - TOP 4:29** | **10-0** |
| 1st | 0:00 - JSU - Travis Terrell Jr. 1-yard run [Gerardo Baeza kick] | |
| | **3 plays - 30 yards - TOP 1:36** | **17-0** |
| 2nd | 11:12 - ALCN - Tyran Warren 64-yard pass from Jaylun Tolbert [Lorenzo Garcia kick] | |
| | **6 plays - 87 yards - TOP 3:39** | **17-7** |
| 2nd | 1:43 - JSU - Nate Rembert 55-yard pass from Jared Lockhart [Gerardo Baeza kick] | |
| | **1 plays - 55 yards - TOP 0:09** | **24-7** |
| 3rd | 12:32 - ALCN - Reggie Davis 2-yard run [Lorenzo Garcia kick] | |
| | **7 plays - 75 yards - TOP 2:28** | **24-14** |
| 4th | 9:06 - JSU - Gerardo Baeza 23-yard field goal | |
| | **9 plays - 53 yards - TOP 4:39** | **27-14** |
| 4th | 2:26 - ALCN - Tyran Warren 17-yard pass from Jaylun Tolbert [Lorenzo Garcia kick] | |
| | **14 plays - 75 yards - TOP 6:33** | **27-21** |

| | ALCN | JSU |
|---|---|---|
| FIRST DOWNS | 19 | 17 |
| RUSHES-YARDS (NET) | 33-148 | 42-201 |
| PASSING YDS (NET) | 242 | 169 |
| Passes Comp.-Att.-Int. | 22-34-0 | 13-18-0 |
| TOTAL OFFENSE PLAYS-YARDS | 67-390 | 60-370 |
| Fumble Returns-Yards | 0-0 | 1-16 |
| Punt Returns-Yards | 0-0 | 3-47 |
| Kickoff Returns-Yards | 4-54 | 3-65 |
| Punts (Number-Avg) | 6-39.7 | 3-42.0 |
| Fumbles - Lost | 1-1 | 2-1 |
| Penalties - Yds. | 10-85 | 10-87 |
| Possession Time | 29:13 | 30:47 |
| 3rd Down Conversions | 7 of 16 | 6 of 13 |
| 4th Down Conversions | 3 of 3 | 1 of 2 |
| Red-Zone Scores - Chances | 1-2 | 4-4 |
| Sacks By: Number - Yards | 2-13 | 0-0 |

**RUSHING: ALCN -** Davis 15-120; Tolbert 9-32; Sewell 5-6. **JSU -** Miller 15-118; Davenport 9-57; Terrell 3-9.

**PASSING: ALCN -** Tolbert 21-33-0-234; Washington 1-1-0-8. **JSU -** Lockhart 13-16-0-169; Rembert 0-2-0-0.

**RECEIVING: ALCN -** Warren 7-111; Davis 4-29; Rush 4-18; Blakes 3-52. **JSU -** Rembert 6-100; Gardner 2-16.

**TACKLES (UA-A-TOT): ALCN -** Edwards 5-6-11; Roberts 5-5-10; Butler 4-2-6; Hinton 2-4-6; Palmer 2-4-6. **JSU -** Hawkins 4-4-8; Taylor 2-5-7; Pulliam 4-2-6; Chisholm 4-2-6; Washington 2-3-5.

## Game 12 | 12.6.25 | Veterans Memorial Stadium (32,187) | Jackson, Miss.

| | |
|---|---|
| PRAIRIE VIEW A&M | 23 |
| #12 JACKSON STATE | 21 |

**JACKSON, Miss. |** Jackson State's second half comeback came up short, as the Tigers fell to Prairie View A&M 23-21 at Veterans Memorial Stadium in the 2025 Pepsi SWAC Football Championship Game presented by GM.

Jackson State (9-3) fought from behind the entire game despite tying the contest at 7-all with 11:20 remaining in the second quarter as Prairie View A&M (10-3) used three field goals from Diego Alfaro to extend the lead to 16-7. The Tigers would not go away as they used a 22-yard touchdown by **Ja'Naylon Dupree** with 5:09 to play in the third to trim the deficit to 16-14, and a two-yard run from **Ahmad Miller** that trimmed the lead to 23-21 with 1:37 remaining the quarter. Neither team scored in the fourth quarter and Prairie View A&M was able to run the clock out after picking up a first down at the two-minute timeout to earn the conference's berth into the Cricket Celebration Bowl.

**Jared Lockhart** finished 6-of-9 passing for 156 yards and a touchdown after coming on for an injured **JaCobian Morgan**, after his 29-yard touchdown run in the second quarter which proved to be his last play as a Tiger. Before his injury, Morgan ran two times for 28 yards; while **Travis Terrell Jr.** finished with 34 yards on nine carries to lead Jackson State. **Nate Rembert** finished with four receptions for 80 yards and Dupree two catches for 37 yards.

Defensively, **Reid Pulliam** finished with 14 tackles include seven solo and K**am Sallis** 12 with eight solo stops. **Shamar Hawkins** added eight tackles, while Quincy Ivory added seven in the loss.

| Score by Quarters | 1 | 2 | 3 | 4 | Score | |
|---|---|---|---|---|---|---|
| Prairie View A&M | 7 | 6 | 10 | 0 | 23 | Record: [10-3, 7-1 SWAC] |
| Jackson State | 0 | 7 | 14 | 0 | 21 | Record: [9-3, 7-1 SWAC] |

**Scoring Summary**

| | | |
|---|---|---|
| 1st | 4:22 - PVAMU - Cameron Peters 7-yard run [Diego Alfaro kick] | |
| | **6 plays - 49 yards - TOP 1:44** | **0-7** |
| 2nd | 11:20 - JSU - JaCobian Morgan 29-yard run [Gerardo Baeza kick] | |
| | **10 plays - 91 yards - TOP 4:16** | **7-7** |
| 2nd | 7:20 - PVAMU - Diego Alfaro 19-yard field goal | |
| | **7 plays - 55 yards - TOP 3:52** | **7-10** |
| 2nd | 0:07 - PVAMU - Diego Alfaro 30-yard field goal | |
| | **4 plays - 3 yards - TOP 0:18** | **7-13** |
| 3rd | 11:03 - PVAMU - Diego Alfaro 42-yard field goal | |
| | **8 plays - 55 yards - TOP 3:51** | **7-16** |
| 3rd | 5:09 - JSU - Ja'Naylon Dupree 22-yard pass from Jared Lockhart [Gerardo Baeza kick] | |
| | **4 plays - 45 yards - TOP 1:58** | **14-16** |
| 3rd | 3:21 - PVAMU - Cameron Bonner 40-yard pass from Cameron Peters [Diego Alfaro kick] | |
| | **6 plays - 75 yards - TOP 1:41** | **14-23** |
| 3rd | 1:37 - JSU - Ahmad Miller 2-yard run [Gerardo Baeza kick] | |
| | **4 plays - 79 yards - TOP 1:38** | **21-23** |

| | PVAMU | JSU |
|---|---|---|
| FIRST DOWNS | 19 | 10 |
| RUSHES-YARDS (NET) | 50-130 | 27-84 |
| PASSING YDS (NET) | 294 | 150 |
| Passes Comp.-Att.-Int. | 17-29-1 | 8-15-1 |
| TOTAL OFFENSE PLAYS-YARDS | 424 | 244 |
| Fumble Returns-Yards | 0-0 | 0-0 |
| Punt Returns-Yards | 2-12 | 0-0 |
| Kickoff Returns-Yards | 2-46 | 6-84 |
| Punts (Number-Avg) | 2-33.5 | 7-36.9 |
| Fumbles - Lost | 4-2 | 0-0 |
| Penalties - Yds. | 8-82 | 8-78 |
| Possession Time | 38:56 | 21:04 |
| 3rd Down Conversions | 10 of 21 | 2 of 10 |
| 4th Down Conversions | 1 of 3 | 1 of 1 |
| Red-Zone Scores - Chances | 3-4 | 2-2 |
| Sacks By: Number - Yards | 1-11 | 1-7 |

**RUSHING: PVAMU -** Peters 24-100; Bingmon 11-23; Byrd 4-22. **JSU -** Terrell 9-34; Morgan 2-28; Miller 13-27; Paul 1-2; Lockhart 2-[-7].

**PASSING: PVAMU -** Peters 17-28-1-294; Byrd 0-1-0-0. **JSU -** Lockhart 6-9-1-156; Morgan 2-6-4-0..

**RECEIVING: PVAMU -** Rockwell 4-96; Jones 3-12; Dennis 2-39; Banks 2-12; Ojo 2-7. **JSU -** Rembert 4-80; Savage 2-37; Dupree 2-37.

**TACKLES (UA-A-TOT): PVAMU -** Starling 4-4-8; Parker 3-4-7; Randle 3-2-5; Amao 2-3-5. **JSU -** Pulliam 7-7-14; Sallis 8-4-12; Hawkins 6-2-8; Ivory 2-5-7; Washington 2-4-6; Williams 4-1-5; Taylor 5-0-5.



# HISTORY

# ALL-TIME RESULTS

## 1956 [6-2-2]

| | | | | |
|---|---|---|---|---|
| | Tougaloo | W | | 45-0 |
| | Prairie View A&M | W | | 20-12 |
| | Mississippi Vocational | | T | 6-6 |
| | Miles | W | | 63-0 |
| | Alcorn A&M | W | | 37-20 |
| | Xavier | W | | 33-0 |
| | Grambling | | L | 7-26 |
| | Texas Southern | | L | 13-26 |
| | Kentucky State | W | | 32-7 |
| | Wiley | | T | 20-20 |

## 1957 [6-2]

| | | | | |
|---|---|---|---|---|
| | Mississippi Vocational | W | | 51-8 |
| | Prairie View A&M | | L | 7-22 |
| | Mississippi Vocational | W | | 28-7 |
| | Alcorn A&M | W | | 40-0 |
| | Xavier | W | | 33-0 |
| | Grambling | W | | 39-20 |
| | Texas Southern | | L | 7-23 |
| | Kentucky State | W | | 61-6 |

## 1958 [6-2-1]

| | | | | |
|---|---|---|---|---|
| S22 | vs Mississippi Industrial | W | | 26-0 |
| S27 | Prairie View A&M | | T | 14-14 |
| O4 | at Mississippi Vocational | W | | 42-0 |
| O13 | Alcorn A&M | W | | 69-6 |
| O25 | at Southern | | L | 6-30 |
| N1 | at Grambling | | L | 18-21 |
| N8 | Wiley | W | | 23-4 |
| N15 | at Kentucky State | W | | 18-0 |
| N22 | Tennessee A&I | W | | 18-13 |

## 1959 [6-4]

| | | | | |
|---|---|---|---|---|
| S26 | at Prairie View A&M | | L | 6-52 |
| O3 | at Mississippi Vocational | W | | 46-0 |
| O10 | at Arkansas AM&N | W | | 18-12 |
| O17 | Alcorn A&M | W | | 21-12 |
| O24 | Southern | | L | 9-22 |
| O31 | Grambling | W | | 14-13 |
| N7 | Wiley | W | | 48-14 |
| N14 | at Texas Southern | | L | 8-20 |
| N21 | at Texas College | W | | 55-18 |
| N26 | at Tennessee A&I | | L | 6-26 |

## 1960 [6-4]

| | | | | |
|---|---|---|---|---|
| S24 | Prairie View A&M | | L | 12-24 |
| O1 | Mississippi Vocational | W | | 30-8 |
| O8 | Arkansas AM&N | W | | 27-14 |
| O15 | at Alcorn A&M | W | | 26-0 |
| O22 | at Southern | | L | 0-41 |
| O30 | at Grambling | | L | 12-32 |
| N5 | at Wiley | W | | 37-20 |
| N12 | vs Texas Southern | W | | 48-26 |
| N19 | Texas College | W | | 51-7 |
| D3 | Tennessee A&I | | L | 22-25 |

## 1961 [9-2]

| | | | | |
|---|---|---|---|---|
| S23 | at Prairie View A&M | W | | 20-14 |
| S30 | at Mississippi Vocational | W | | 39-0 |
| O7 | at Arkansas AM&N | W | | 19-6 |
| O14 | Alcorn A&M | W | | 28-20 |
| O21 | vs Southern | | L | 7-17 |
| O28 | Grambling | W | | 14-13 |
| N4 | Wiley | W | | 20-0 |
| N11 | at Texas Southern | W | | 12-7 |
| N18 | at Texas College | W | | 78-0 |
| N23 | at Tennessee A&I | W | | 12-6 |
| D9 | vs Florida A&M | | L | 8-14 |

## 1962 [10-1]

| | | | | |
|---|---|---|---|---|
| S15 | at Mississippi Industrial | W | | 56-6 |
| S22 | Prairie View A&M | W | | 41-7 |
| S29 | Mississippi Vocational | W | | 50-0 |
| O6 | Arkansas AM&N | W | | 51-0 |
| O13 | at Alcorn A&M | W | | 34-0 |
| O20 | at Southern | | L | 14-19 |
| O27 | at Grambling | W | | 45-31 |
| N3 | at Wiley | W | | 36-13 |
| N10 | vs Texas Southern | W | | 26-13 |
| D1 | Tennessee A&I | W | | 36–6 |
| D8 | vs Florida A&M | W | | 22-6 |

## 1963 [4-5]

| | | | | |
|---|---|---|---|---|
| S21 | at Prairie View A&M | | L | 12-28 |
| S28 | at Mississippi Vocational | W | | 18-13 |
| O5 | at Arkansas AM&N | | L | 6-20 |
| O12 | Alcorn A&M | W | | 22-13 |
| O19 | Southern | | L | 16-17 |
| O26 | Grambling | | L | 16-62 |
| N2 | Wiley | W | | 34-12 |
| N9 | at Texas Southern | | L | 0-6 |
| N16 | Mississippi Industrial | W | | 56-6 |

## 1964 [7-4]

| | | | | |
|---|---|---|---|---|
| S12 | at Fort Benning | | L | 20-42 |
| S19 | Prairie View A&M | | L | 13-36 |
| S26 | Mississippi Valley State | W | | 11-9 |
| O3 | Arkansas AM&N | W | | 14-12 |
| O10 | at Alcorn A&M | | L | 8-27 |
| O17 | at Southern | W | | 9-0 |
| O24 | at Grambling | | L | 26-47 |
| O31 | at Wiley | W | | 20-14 |
| N7 | Texas Southern | W | | 24-0 |
| N14 | at Mississippi Industrial | W | | 56-0 |

## 1965 [5-3-1]

| | | | | |
|---|---|---|---|---|
| S18 | at Prairie View A&M | | T | 7-7 |
| S25 | Alcorn A&M | W | | 21-6 |
| O2 | at Arkansas AM&N | W | | 24-21 |
| O9 | at Alabama State | W | | 56-6 |
| O16 | Southern | | L | 21-24 |
| O23 | Grambling | | L | 20-51 |
| O30 | at Wiley | W | | 41-35 |
| N6 | at Texas Southern | | L | 14-26 |
| N20 | at Mississippi Valley State | W | | 18-14 |

## 1966 [6-4]

| | | | | |
|---|---|---|---|---|
| S17 | Prairie View A&M | W | | 14-7 |
| S24 | at Alcorn A&M | | T | 25-25 |
| O1 | Arkansas AM&N | W | | 28-25 |
| O8 | at Alabama State | W | | 56-13 |
| O15 | at Southern | | L | 28-45 |
| O22 | at Grambling | | L | 18-27 |
| O29 | Wiley | W | | 28-14 |
| N5 | Texas Southern | | L | 14-28 |
| N19 | Mississippi Valley State | W | | 29-12 |

## 1967 [6-3]

| | | | | |
|---|---|---|---|---|
| S16 | at Prairie View A&M | W | | 19-6 |
| S23 | Alcorn A&M | W | | 7-6 |
| S30 | at Arkansas AM&N | | L | 6-38 |
| O14 | Southern | W | | 3-0 |
| O21 | Grambling | W | | 20-14 |
| O28 | at Wiley | | L | 6-20 |
| N5 | at Texas Southern | | L | 7-9 |
| N11 | Bishop | W | | 48-12 |
| N18 | at Mississippi Valley State | W | | 14-7 |

## 1968 [3-6]

| | | | | |
|---|---|---|---|---|
| S21 | Prairie View A&M | | L | 8-10 |
| S28 | Alcorn A&M | | L | 6-30 |
| O5 | Arkansas AM&N | | L | 14-15 |
| O19 | at Southern | | L | 16-30 |
| O26 | at Grambling | | L | 33-35 |
| N2 | Wiley | W | | 23-7 |
| N9 | Texas Southern | | L | 0-14 |
| N16 | at Bishop | W | | 21-15 |
| N23 | at Mississippi Valley State | W | | 32-7 |

## 1969 [2-7]

| | | | | |
|---|---|---|---|---|
| S20 | at Prairie View A&M | | L | 13-21 |
| O4 | at Arkansas AM&N | | L | 25-34 |
| O11 | Bishop | W | | 27-16 |
| O18 | Southern | | L | 20-47 |
| O25 | Grambling | | L | 13-62 |
| N8 | at Texas Southern | | L | 8-35 |
| N22 | at Mississippi Valley State | W | | 51-2 |
| N27 | Alcorn A&M | | L | 8-50 |

## 1970 [4-7]

| | | | | |
|---|---|---|---|---|
| S12 | Lane | W | | 21-14 |
| S19 | Prairie View A&M | | L | 7-14 |
| O3 | vs Kentucky State | W | | 48-13 |
| O10 | at Bishop | | L | 13-19 |
| O17 | at Southern | | L | 14-27 |
| O24 | vs Grambling | | L | 7-27 |
| O31 | at Texas Lutheran | W | | 40-34 |
| N7 | Texas Southern | | L | 21-27 |
| N14 | vs Morgan State | | L | 21-24 |
| N21 | Mississippi Valley State | W | | 20-18 |
| N26 | Alcorn A&M | | L | 11-30 |

## 1971 [9-1-1]

| | | | | |
|---|---|---|---|---|
| S18 | at Prairie View A&M | | L | 12-13 |
| O2 | at Kentucky State | W | | 42-33 |
| O9 | Bishop | W | | 40-7 |
| O16 | Southern | W | | 49-28 |
| O23 | Grambling | W | | 13-7 |
| O30 | Texas Lutheran | W | | 48-20 |
| N6 | at Texas Southern | | T | 7-7 |
| N13 | Morgan State | W | | 34-29 |
| N20 | at Mississippi Valley State | W | | 17-7 |
| N25 | Alcorn A&M | W | | 35-29 |
| D4 | Alabama A&M | W | | 40-21 |

## 1972 [8-3]

| | | | | |
|---|---|---|---|---|
| S16 | Prairie View A&M | W | | 16-3 |
| S23 | Lane | W | | 72-0 |
| S30 | Kentucky State | W | | 28-14 |
| O7 | at Bishop | W | | 35-10 |
| O14 | at Southern | W | | 22-17 |
| O21 | at Grambling | | L | 13-26 |
| O28 | vs Bethune-Cookman | | L | 17-22 |
| N4 | Texas Southern | W | | 29-7 |
| N11 | at Morris Brown | | L | 14-20 |
| N18 | Mississippi Valley State | W | | 27-6 |
| N23 | Alcorn A&M | W | | 28-14 |

## 1973 [9-2]

| | | | | |
|---|---|---|---|---|
| S8 | at Nebraska-Omaha | W | | 17-0 |
| S15 | at Prairie View A&M | W | | 32-7 |
| S22 | at Mississippi Valley State | W | | 26-22 |
| S29 | at Kentucky State | | L | 7-9 |
| O6 | Bishop | W | | 60-12 |
| O13 | Southern | W | | 28-3 |
| O20 | Grambling | | L | 12-19 |
| O27 | Bethune-Cookman | W | | 42-32 |
| N3 | at Texas Southern | W | | 44-14 |
| N10 | Morris Brown | W | | 47-7 |
| N22 | Alcorn A&M | W | | 21-7 |

## 1974 [7-3]

| | | | | |
|---|---|---|---|---|
| S7 | vs Morgan State | | L | 6-10 |
| S21 | Prairie View A&M | W | | 67-7 |
| S28 | Mississippi Valley State | W | | 25-6 |
| O5 | Nebraska-Omaha | W | | 75-0 |
| O12 | at Bishop | W | | 36-10 |
| O19 | at Southern | | L | 19-21 |
| O26 | at Grambling State | | L | 13-26 |
| N2 | vs Bethune-Cookman | W | | 23-7 |
| N9 | Texas Southern | W | | 34-28 |

# ALL-TIME RESULTS

| | | | | |
|---|---|---|---|---|
| N23 | at Alcorn State | W | | 19-13 |

## 1975 [7-3]

| | | | | |
|---|---|---|---|---|
| S6 | vs Central State (OH) | W | | 30-18 |
| S13 | Tennessee State | W | | 43-0 |
| S20 | at Prairie View A&M | W | | 49-13 |
| S27 | at Mississippi Valley State | W | | 14-13 |
| O4 | at UNLV | | L | 2-39 |
| O18 | Southern | | L | 20-21 |
| O25 | Grambling State | W | | 24-14 |
| N8 | at Texas Southern | W | | 13-9 |
| N15 | at Nebraska-Omaha | W | | 31-13 |
| N27 | Alcorn State | | L | 6-12 |

## 1976 [5-4]

| | | | | |
|---|---|---|---|---|
| S4 | at Alabama State | W | | 25-7 |
| S11 | at Tennessee State | | L | 3-20 |
| S18 | Prairie View A&M | W | | 14-3 |
| S25 | Mississippi Valley State | W | | 13-12 |
| O9 | Nebraska-Omaha | W | | 35-27 |
| O16 | at Southern | | L | 6-20 |
| O23 | at Grambling State | | L | 6-28 |
| N6 | Texas Southern | W | | 16-12 |
| N20 | Alcorn State | | L | 7-19 |

## 1977 [8-3]

| | | | | |
|---|---|---|---|---|
| S3 | Alabama State | W | | 17-6 |
| S10 | Tennessee State | | L | 7-17 |
| S17 | at Prairie View A&M | W | | 27-2 |
| S24 | at Mississippi Valley State | W | | 37-13 |
| O8 | at UAPB | W | | 31-0 |
| O15 | Southern | W | | 38-0 |
| O22 | Grambling State | | L | 7-34 |
| O29 | vs Bethune-Cookman | | L | 3-10 |
| N5 | at Texas Southern | W | | 10-0 |
| N12 | Morgan State | W | | 31-14 |
| N24 | Alcorn State | W | | 23-16 |

## 1978 [10-2]

| | | | | |
|---|---|---|---|---|
| S2 | at Alabama State | W | | 20-6 |
| S9 | at Tennessee State | W | | 35-24 |
| S16 | Prairie View A&M | W | | 41-14 |
| S23 | Mississippi Valley State | W | | 27-16 |
| O7 | UAPB | W | | 54-14 |
| O14 | at Southern | W | | 41-14 |
| O21 | at Grambling State | | L | 7-13 |
| O28 | Bethune-Cookman | W | | 35-6 |
| N4 | Texas Southern | W | | 41-0 |
| N11 | Morgan State | W | | 21-6 |
| N18 | at Alcorn State | W | | 38-8 |
| D9 | Florida A&M | | L | 10-15 |

## 1979 [9-1-1]

| | | | | |
|---|---|---|---|---|
| S1 | Alabama State | W | | 14-7 |
| S8 | Tennessee State | W | | 27-21 |
| S15 | at Prairie View A&M | W | | 24-6 |
| S22 | at Mississippi Valley State | W | | 36-14 |
| O6 | at UAPB | W | | 49-7 |
| O13 | Southern | W | | 34-0 |
| O20 | Grambling State | | L | 13-25 |
| N3 | vs Texas Southern | W | | 34-7 |
| N10 | at Eastern Kentucky | | L | 21-27 |
| N17 | Langston | W | | 49-6 |
| N22 | Alcorn State | | L | 7-9 |

## 1980 [8-3]

| | | | | |
|---|---|---|---|---|
| S6 | at Alabama State | W | | 16-13 |
| S13 | at Tennessee State | | L | 0-20 |
| S20 | Prairie View A&M | W | | 57-6 |
| S27 | Mississippi Valley State | W | | 40-0 |
| O4 | Southeastern Louisiana | | L | 16-17 |
| O11 | Florida A&M* | W | | 10-0 |
| O18 | at Southern | W | | 7-6 |
| O25 | at Grambling State | | L | 14-24 |
| N1 | Texas Southern | W | | 50-7 |
| N15 | North Carolina Central | W | | 29-10 |
| N22 | at Alcorn State | W | | 37-16 |

## 1981 [9-2-1]

| | | | | |
|---|---|---|---|---|
| S5 | Alabama State | | T | 14-14 |
| S12 | Tennessee State | W | | 31-23 |
| S19 | at Prairie View A&M | W | | 29-0 |
| S26 | vs Mississippi Valley State | W | | 42-0 |
| O3 | at Southeastern Louisiana | W | | 51-14 |
| O10 | at Florida A&M | W | | 14-6 |
| O17 | Southern | W | | 41-0 |
| O24 | Grambling State | | L | 7-15 |
| N7 | at Texas Southern | W | | 37-21 |
| N14 | Kentucky State | W | | 34-0 |
| N26 | Alcorn State | W | | 13-10 |
| D5 | Boise State | | L | 7-19 |

## 1982 [9-3]

| | | | | |
|---|---|---|---|---|
| S4 | at Alabama State | W | | 21-7 |
| S11 | at Tennessee State | | L | 0-21 |
| S18 | Prairie View A&M | W | | 14-6 |
| S25 | Mississippi Valley State | W | | 44-17 |
| O2 | Nicholls State | | L | 17-21 |
| O9 | Florida A&M | W | | 15-14 |
| O16 | at Southern | W | | 17-10 |
| O23 | at Grambling State | W | | 22-6 |
| O30 | Southeastern Louisiana | W | | 30-13 |
| N6 | Texas Southern | W | | 34-28 |
| N20 | at Alcorn State | W | | 20-16 |
| N27 | at Eastern Illinois | | L | 13-16 |

## 1983 [8-3]

| | | | | |
|---|---|---|---|---|
| S3 | Alabama State | W | | 21-0 |
| S10 | Tennessee State | W | | 35-31 |
| S17 | at Prairie View A&M | W | | 50-0 |
| S24 | Mississippi Valley State | W | | 33-19 |
| O1 | at Nicholls State* | W | | 27-20 |
| O8 | vs Florida A&M* | W | | 28-22 |
| O15 | Southern | W | | 31-0 |
| O22 | Grambling State | | L | 10-14 |
| O29 | at Southeastern Louisiana | | L | 7-9 |
| O5 | at Texas Southern | W | | 38-0 |
| O19 | Alcorn State | | L | 17-24 |

## 1984 [4-5-1]

| | | | | |
|---|---|---|---|---|
| S1 | at Alabama State | W | | 23-7 |
| S8 | vs Tennessee State | | L | 14-34 |
| S15 | Prairie View A&M | W | | 34-14 |
| S22 | Mississippi Valley State | | L | 32-49 |
| O6 | Florida A&M* | | T | 10-10 |
| O13 | at Southern | | L | 28-34 |
| O20 | at Grambling State | | L | 3-19 |
| O27 | at Morgan State | W | | 28-14 |
| N3 | Texas Southern | W | | 47-0 |
| N17 | at Alcorn State | | L | 13-17 |

## 1985 [8-3]

| | | | | |
|---|---|---|---|---|
| S7 | Alabama State | W | | 28-14 |
| S14 | Tennessee State | | L | 31-44 |
| S21 | at Prairie View A&M | W | | 21-3 |
| S28 | Mississippi Valley State | | L | 14-35 |
| O12 | at Florida A&M | W | | 28-23 |
| O19 | Southern | W | | 27-9 |
| O26 | Grambling State | W | | 35-26 |
| N2 | Morgan State | W | | 42-6 |
| N9 | at Texas Southern | W | | 28-7 |
| N24 | Alcorn State | W | | 31-20 |
| N30 | at Georgia Southern | | L | 0-27 |

## 1986 [9-3]

| | | | | |
|---|---|---|---|---|
| A30 | North Carolina Central | W | | 49-37 |
| S6 | at Alabama State* | W | | 26-20 |
| S13 | at Tennessee State | | L | 10-20 |
| S20 | Prairie View A&M* | W | | 32-24 |
| S27 | Mississippi Valley State* | W | | 26-8 |
| O4 | vs. Delaware State | W | | 28-25 |
| O11 | Southwest Missouri State | | L | 6-10 |
| O18 | at Southern* | W | | 16-9 |
| O25 | at Grambling State* | W | | 25-14 |
| N8 | Texas Southern* | W | | 37-7 |
| N22 | Alcorn State* | W | | 23-17 |
| N29 | Tennessee State | | L | 23-32 |

## 1987 [8-3-1]

| | | | | |
|---|---|---|---|---|
| S12 | vs. Tennessee State | | T | 17-17 |
| S19 | at Prairie View A&M* | W | | 16-12 |
| S26 | Mississippi Valley State* | W | | 46-0 |
| O3 | North Carolina Central | W | | 10-9 |
| O10 | Alabama State* | W | | 41-17 |
| O17 | Southern* | W | | 14-0 |
| O24 | Grambling State* | W | | 31-17 |
| O31 | at Southern Miss | | L | 7-17 |
| N7 | at Texas Southern* | W | | 33-14 |
| N14 | at Northwestern State | | L | 24-26 |
| N21 | Alcorn State* | W | | 19-10 |
| N28 | Arkansas State | | L | 32-35 |

## 1988 [8-1-2]

| | | | | |
|---|---|---|---|---|
| S12 | vs. Tennessee State | | T | 26-26 |
| S17 | Prairie View A&M* | W | | 33-7 |
| S24 | Mississippi Valley State* | W | | 35-14 |
| O1 | vs. Florida A&M | | T | 10-10 |
| O8 | at Alabama State* | W | | 21-7 |
| O15 | at Southern* | W | | 23-3 |
| O22 | at Grambling State | W | | 24-17 |
| N5 | Texas Southern* | W | | 26-0 |
| N12 | Northwestern State | W | | 21-16 |
| N19 | Alcorn State* | W | | 7-0 |
| N26 | at Stephen F. Austin | | L | 0-24 |

## 1989 [8-4]

| | | | | |
|---|---|---|---|---|
| S2 | Stephen F. Austin | | L | 28-41 |
| S9 | Tennessee State | W | | 33-7 |
| S16 | at Prairie View A&M* | W | | 66-0 |
| S23 | Mississippi Valley State | W | | 49-0 |
| S30 | vs. Bethune-Cookman | W | | 27-7 |
| O7 | Alabama State* | W | | 35-14 |
| O14 | Southern* | | L | 7-21 |
| O21 | Grambling State* | | L | 17-27 |
| N4 | at Texas Southern* | W | | 45-6 |
| N9 | at Northwestern State | W | | 27-14 |
| N18 | Alcorn State* | W | | 23-20 |
| N25 | at Montana | | L | 7-48 |

## 1990 [8-4]

| | | | | |
|---|---|---|---|---|
| S1 | Delaware State | W | | 31-7 |
| S8 | vs. Tennessee State | | L | 14-23 |
| S15 | Miles | W | | 52-0 |
| S22 | Mississippi Valley State* | W | | 57-34 |
| S29 | at Stephen F. Austin | W | | 39-30 |
| O6 | at Alabama State* | | L | 28-42 |
| O13 | at Southern* | W | | 52-14 |
| O20 | at Grambling State* | W | | 29-19 |
| N3 | Texas Southern* | W | | 54-14 |
| N10 | Northwestern State | | L | 24-31 |
| N17 | Alcorn State* | W | | 38-20 |
| N24 | at Middle Tennessee | | L | 7-28 |

## 1991 [5-5]

| | | | | |
|---|---|---|---|---|
| A31 | vs. Alabama State* | | L | 27-28 |
| S14 | vs. Tennessee State | W | | 41-19 |
| S21 | Stephen F. Austin | W | | 31-16 |
| S29 | Mississippi Valley State* | | L | 14-23 |
| O5 | vs. Delaware State | | L | 34-37 |
| O19 | Southern* | | L | 20-21 |
| O26 | Grambling State* | W | | 34-22 |
| N9 | at Texas Southern* | W | | 13-12 |

# ALL-TIME RESULTS

| | | | |
|---|---|---|---|
| N16 | vs. South Carolina State | W | 17-6 |
| N23 | Alcorn State* | L | 16-18 |

## 1992 [7-4]

| | | | |
|---|---|---|---|
| S5 | Tuskegee | W | 30-0 |
| S12 | vs. Tennessee State | W | 38-18 |
| S19 | at Stephen F. Austin | L | 26-41 |
| S26 | Mississippi Valley State* | W | 42-14 |
| O3 | vs. South Carolina State | W | 41-3 |
| O10 | at Alabama State* | W | 21-7 |
| O17 | at Southern* | W | 25-24 |
| O24 | at Grambling State* | L | 31-34 |
| N7 | Texas Southern* | L | 26-27 |
| N14 | Prairie View A&M* | W | 46-0 |
| N21 | Alcorn State* | L | 35-42 |

## 1993 [5-5-1]

| | | | |
|---|---|---|---|
| S4 | Tuskegee | W | 24-12 |
| S11 | vs. Tennessee State | W | 24-18 |
| S18 | at Florida A&M | L | 19-41 |
| S25 | Mississippi Valley State* | T | 7-7 |
| O2 | vs. South Carolina State | L | 33-34 |
| O9 | Alabama State* | W | 17-15 |
| O16 | Southern* | L | 3-16 |
| O23 | Grambling State* | L | 14-20 |
| N6 | Texas Southern* | W | 38-12 |
| N13 | at Prairie View A&M* | W | 37-7 |
| N20 | Alcorn State* | L | 22-31 |

## 1994 [7-4]

| | | | |
|---|---|---|---|
| S4 | vs. Alabama A&M | W | 34-24 |
| S11 | vs. Tennessee State | W | 31-12 |
| S17 | Florida A&M | W | 35-34 |
| S24 | Mississippi Valley State* | L | 16-18 |
| O1 | vs. South Carolina State | L | 22-26 |
| O8 | vs. Alabama State* | W | 24-6 |
| O15 | at Southern* | W | 24-21 |
| O22 | at Grambling State* | L | 17-28 |
| N5 | Texas Southern* | W | 47-41 |
| N12 | Prairie View A&M* | W | 52-7 |
| N19 | Alcorn State* | L | 34-52 |

## 1995 [9-3]

| | | | |
|---|---|---|---|
| S3 | vs. Alabama A&M | L | 20-21 |
| S9 | vs. Tennessee State | W | 24-18 |
| S16 | at Florida A&M | L | 12-15 |
| S23 | Mississippi Valley State* | W | 47-7 |
| S30 | vs. Alabama State* | W | 24-22 |
| O14 | Southern* | W | 16-14 |
| O21 | Grambling State* | W | 29-28 |
| O28 | UAPB | W | 29-26 |
| N4 | vs. Texas Southern* | W | 13-9 |
| N11 | at Prairie View A&M* | W | 68-0 |
| N18 | Alcorn State* | W | 28-7 |
| N25 | at Marshall | L | 8-38 |

## 1996 [10-2]

| | | | |
|---|---|---|---|
| S1 | vs. Alabama State* | W | 40-0 |
| S14 | vs. Tennessee State | W | 21-14 |
| S21 | Florida A&M | W | 16-9 |
| S28 | Mississippi Valley State* | W | 39-13 |
| O5 | Texas Southern* | W | 31-14 |
| O19 | at Southern* | L | 16-27 |
| O26 | at Grambling State* | W | 52-0 |
| N2 | at UAPB* | W | 31-10 |
| N9 | Central State (OH) | W | 41-14 |
| N16 | Prairie View A&M* | W | 76-20 |
| N23 | Alcorn State* | W | 27-17 |
| N30 | at William & Mary* | L | 6-45 |

## 1997 [9-3]

| | | | |
|---|---|---|---|
| A31 | vs. Alabama State* | W | 38-14 |
| S6 | Howard | W | 35-33 |
| S13 | vs. Tennessee State | W | 31-28 |
| S20 | at Florida A&M | L | 14-30 |
| S27 | Mississippi Valley State* | W | 48-31 |
| O4 | at Texas Southern* | W | 55-49 |
| O18 | Southern* | L | 8-28 |
| O25 | Grambling State* | W | 23-0 |
| N1 | UAPB* | W | 37-8 |
| N15 | at Prairie View A&M* | W | 20-7 |
| N22 | Alcorn State* | W | 54-15 |
| N29 | at Western Illinois | L | 24-31 |

## 1998 [7-4]

| | | | |
|---|---|---|---|
| S5 | at Howard | L | 8-34 |
| S12 | vs. Tennessee State | L | 21-33 |
| S19 | Florida A&M | L | 7-45 |
| S26 | Mississippi Valley State* | W | 45-7 |
| O3 | Texas Southern* | W | 57-32 |
| O10 | vs. Alabama State* | W | 41-35 |
| O17 | at Southern | L | 28-33 |
| O24 | at Grambling State* | W | 68-35 |
| O31 | at UAPB* | W | 41-34 |
| N14 | Prairie View A&M* | W | 31-12 |
| N21 | Alcorn State* | W | 56-26 |

## 1999 [9-3]

| | | | |
|---|---|---|---|
| S4 | Howard | W | 35-21 |
| S11 | vs. Tennessee State | L | 33-48 |
| S18 | Grambling State* | W | 31-6 |
| S27 | Mississippi Valley State* | W | 63-0 |
| O9 | Alabama State* | W | 44-17 |
| O16 | Southern | L | 14-26 |
| O23 | at Alabama A&M* | W | 28-18 |
| O30 | UAPB | W | 41-0 |
| N6 | at Texas Southern | W | 41-24 |
| N13 | at New Haven | W | 30-23 |
| N20 | Alcorn State* | W | 58-6 |
| D11 | vs. Southern | L | 30-31 |

## 2000 [8-3]

| | | | |
|---|---|---|---|
| S2 | vs. Howard | W | 34-16 |
| S9 | Texas Southern* | L | 15-19 |
| S16 | vs. Tennessee State | W | 42-39 |
| S23 | vs. Southern* | W | 13-10 |
| O7 | vs. Alabama State* | W | 2-0 |
| O14 | Mississippi Valley State* | W | 64-20 |
| O21 | at Grambling State* | L | 30-33 |
| O28 | at UAPB* | L | 41-48 |
| N4 | Alabama A&M* | W | 34-28 |
| N11 | New Haven | W | 38-37 |
| N18 | Alcorn State* | W | 30-14 |

## 2001 [8-3]

| | | | |
|---|---|---|---|
| S1 | vs. Howard | W | 27-17 |
| S22 | at Mississippi Valley State* | W | 66-36 |
| S29 | at Alabama A&M* | W | 26-14 |
| O6 | Alabama State* | W | 2-0 |
| O13 | Southern* | W | 24-21 |
| O20 | Grambling State* | L | 16-30 |
| O27 | UAPB* | W | 14-9 |
| N3 | vs. North Carolina A&T | L | 35-42 |
| N10 | at Prairie View A&M* | W | 38-20 |
| N17 | Alcorn State* | W | 52-28 |
| N22 | vs. Tennessee State* | L | 33-64 |

## 2002 [7-4]

| | | | |
|---|---|---|---|
| A31 | at Southern Miss | L | 7-55 |
| S7 | at North Carolina A&T | L | 36-42 |
| S14 | vs. Tennessee State | W | 31-28 |
| S21 | vs. Southern* | W | 36-14 |
| S28 | Mississippi Valley State* | W | 36-12 |
| O12 | vs. Alabama State* | L | 20-24 |
| O26 | at Grambling State* | L | 31-52 |
| N2 | at UAPB* | W | 42-0 |
| N9 | Alabama A&M* | W | 13-11 |
| N16 | Prairie View A&M* | W | 44-9 |
| N23 | Alcorn State* | W | 34-20 |

## 2003 [2-10]

| | | | |
|---|---|---|---|
| A30 | at Northwestern State | L | 7-23 |
| S6 | North Carolina A&T | L | 7-10 |
| S13 | vs. Tennessee State | L | 14-44 |
| S20 | at Texas Southern* | W | 28-21 |
| S27 | at Mississippi Valley State* | W | 21-17 |
| O4 | vs. Florida A&M | L | 14-28 |
| O11 | Alabama State* | L | 20-27 |
| O18 | Southern* | L | 20-30 |
| O25 | Grambling State* | L | 17-24 |
| N1 | UAPB* | L | 14-16 |
| N8 | at Alabama A&M* | L | 14-49 |
| N22 | Alcorn State* | L | 25-49 |

## 2004 [4-7]

| | | | |
|---|---|---|---|
| S4 | at Hampton | L | 19-38 |
| S11 | Northwestern State | L | 20-28 |
| S18 | vs. Tennessee State | L | 20-21 |
| S25 | Mississippi Valley State* | W | 31-16 |
| O9 | vs. Alabama State* | L | 6-28 |
| O16 | vs. Southern* | L | 7-45 |
| O23 | at Grambling State* | W | 33-23 |
| O30 | at UAPB* | W | 42-35 |
| N6 | Alabama A&M* | L | 6-22 |
| N13 | at Prairie View A&M* | W | 45-28 |
| N20 | Alcorn State* | L | 14-16 |

## 2005 [2-9]

| | | | |
|---|---|---|---|
| S3 | vs. Hampton | L | 7-20 |
| S10 | vs. Tennessee State | L | 14-20 |
| S17 | Texas Southern* | W | 24-21 |
| S24 | at Mississippi Valley State* | W | 33-14 |
| O8 | Alabama State* | L | 23-44 |
| O15 | at Southern* | L | 14-20 |
| O22 | Grambling State* | L | 21-52 |
| O29 | UAPB* | L | 36-64 |
| N5 | at Alabama A&M* | L | 6-52 |
| N12 | at Prairie View A&M* | L | 9-27 |
| N19 | Alcorn State* | L | 14-31 |

## 2006 [6-5]

| | | | |
|---|---|---|---|
| S2 | Paul Quinn | W | 44-20 |
| S16 | vs. Tennessee State | L | 30-31 |
| S23 | Mississippi Valley State* | W | 29-24 |
| S30 | at Texas Southern* | W | 29-5 |
| O7 | vs. Alabama State* | W | 19-13 |
| O14 | Southern* | W | 31-28 |
| O21 | at Grambling State* | L | 7-36 |
| O28 | at UAPB* | L | 40-43 |
| N4 | Alabama A&M* | L | 21-34 |
| N11 | Prairie View A&M* | W | 31-7 |
| N18 | Alcorn State* | L | 31-32 |

## 2007 [8-4]

| | | | |
|---|---|---|---|
| S2 | Delta State | L | 15-27 |
| S8 | vs. Tennessee State | L | 13-16 |
| S13 | Texas Southern* | W | 28-7 |
| S22 | at Mississippi Valley State* | W | 50-16 |
| O6 | Alabama State* | W | 32-20 |
| O13 | at Southern* | W | 32-26 |
| O20 | Grambling State* | L | 20-30 |
| O27 | UAPB* | W | 17-6 |
| N3 | at Alabama A&M* | W | 43-40 |
| N10 | at Prairie View A&M* | L | 27-30 |
| N17 | Alcorn State* | W | 31-19 |
| D15 | vs. Grambling State | W | 42-31 |

## 2008 [7-5]

| | | | |
|---|---|---|---|
| A31 | vs. Hampton | L | 13-17 |
| S6 | Stillman | W | 17-7 |
| S13 | vs. Tennessee State | L | 18-41 |
| S20 | at Grambling State* | L | 5-14 |

# ALL-TIME RESULTS

| | | | |
|---|---|---|---|
| O4 | Southern* | L | 28-35 |
| O11 | at UAPB* | W | 21-10 |
| O18 | at Texas Southern* | W | 30-14 |
| O25 | Mississippi Valley State* | W | 29-27 |
| N8 | at Alabama State* | W | 20-0 |
| N15 | Alabama A&M* | W | 37-21 |
| N22 | Alcorn State* | W | 26-21 |
| D14 | vs. Grambling State | L | 9-41 |

## 2009 [3-7]

| | | | |
|---|---|---|---|
| S5 | at Mississippi State | L | 7-45 |
| S12 | vs. Tennessee State | L | 7-14 |
| S19 | Grambling State* | L | 17-27 |
| O3 | at Southern* | W | 22-14 |
| O10 | UAPB* | L | 13-20 |
| O17 | Texas Southern* | L | 17-19 |
| O24 | at Mississippi Valley State* | W | 25-16 |
| N7 | Alabama State* | W | 19-7 |
| N14 | at Alabama A&M* | L | 5-13 |
| N21 | Alcorn State* | L | 7-14 |

## 2010 [8-3]

| | | | |
|---|---|---|---|
| S4 | Delta State | W | 32-17 |
| S11 | vs. Tennessee State | W | 33-26 |
| S18 | at Grambling State* | L | 21-28 |
| S25 | Mississippi Valley State* | W | 43-7 |
| O9 | Alabama A&M* | W | 30-14 |
| O16 | Southern* | W | 49-45 |
| O23 | at Texas Southern* | L | 18-21 |
| O30 | Prairie View A&M* | W | 30-13 |
| N6 | at Alabama State* | L | 30-32 |
| N13 | at UAPB* | W | 52-30 |
| N20 | Alcorn State* | W | 27-14 |

## 2011 [9-2]

| | | | |
|---|---|---|---|
| S3 | Concordia (AL) | W | 42-2 |
| S10 | vs. Tennessee State | W | 35-29 |
| S17 | at Southern* | W | 28-24 |
| S24 | Alabama State* | L | 14-21 |
| S29 | Texas Southern* | W | 58-13 |
| O8 | UAPB* | W | 48-10 |
| O15 | at Mississippi Valley State* | W | 17-16 |
| O29 | vs. Prairie View A&M* | W | 44-14 |
| N5 | Grambling State* | L | 23-26 |
| N12 | at Alabama A&M* | W | 34-6 |
| N19 | Alcorn State* | W | 51-7 |

## 2012 [7-5]

| | | | |
|---|---|---|---|
| S1 | at Mississippi State | L | 9-56 |
| S8 | vs. Tennessee State | L | 12-38 |
| S15 | at Texas Southern* | W | 45-35 |
| S22 | Southern* | L | 21-28 |
| S29 | Prairie View A&M* | W | 34-13 |
| O6 | at UAPB* | L | 24-34 |
| O13 | at Alabama State* | W | 37-34 |
| O20 | Mississippi Valley State* | W | 14-7 |
| N3 | at Grambling State* | W | 53-7 |
| N10 | Alabama A&M* | W | 35-21 |
| N17 | at Alcorn State* | W | 37-11 |
| D8 | vs. UAPB | L | 21-24 |

## 2013 [8-4]

| | | | |
|---|---|---|---|
| A29 | at Tulane | L | 7-34 |
| S7 | Alabama State* | W | 30-23 |
| S14 | vs. Tennessee State | L | 16-26 |
| S19 | Texas Southern* | W | 35-7 |
| S28 | at Southern* | W | 19-14 |
| O5 | UAPB* | W | 42-33 |
| O12 | at Mississippi Valley State* | W | 26-17 |
| O19 | Grambling State* | W | 2-0 |
| O26 | vs. Prairie View A&M* | W | 51-38 |
| N9 | at Alabama A&M* | W | 26-20 |
| N16 | Alcorn State* | L | 33-48 |
| D7 | vs. Southern | L | 27-34 |

## 2014 [5-7]

| | | | |
|---|---|---|---|
| A30 | Florida A&M | W | 22-17 |
| S6 | Virginia–Lynchburg | W | 59-0 |
| S13 | vs. Tennessee State | L | 7-35 |
| S20 | Grambling State* | L | 35-40 |
| S27 | at UAPB* | W | 33-30 |
| O4 | Prairie View A&M* | L | 30-48 |
| O11 | Mississippi Valley State* | L | 23-27 |
| O25 | Southern* | L | 28-42 |
| N1 | Alabama A&M* | L | 14-25 |
| N8 | at Alabama State* | L | 10-26 |
| N15 | at Texas Southern* | W | 15-10 |
| N22 | at Alcorn State* | W | 34-31 |

## 2015 [3-8]

| | | | |
|---|---|---|---|
| S5 | at Middle Tennessee | L | 14-70 |
| S12 | vs. Tennessee State | L | 25-35 |
| S19 | at Southern* | L | 31-50 |
| S26 | Texas Southern* | W | 34-30 |
| O3 | Grambling State* | L | 27-59 |
| O17 | at Alabama A&M* | L | 22-28 |
| O24 | UAPB* | W | 37-3 |
| O31 | at Mississippi Valley State* | W | 26-16 |
| N7 | Alabama State* | L | 12-17 |
| N21 | at Prairie View A&M* | L | 14-56 |
| N28 | Alcorn State* | L | 10-14 |

## 2016 [3-8]

| | | | |
|---|---|---|---|
| S1 | at UNLV | L | 13-63 |
| S10 | vs. Tennessee State | L | 26-40 |
| S17 | Grambling State* | L | 14-35 |
| S24 | at UAPB* | W | 32-20 |
| O1 | Mississippi Valley State* | W | 16-14 |
| O15 | Southern* | L | 24-28 |
| O22 | at Texas Southern* | W | 21-13 |
| O29 | Prairie View A&M* | L | 14-28 |
| N5 | at Alabama State* | L | 7-14 |
| N12 | Alabama A&M* | L | 20-27 |
| N19 | at Alcorn State* | L | 16-35 |

## 2017 [3-8]

| | | | |
|---|---|---|---|
| S2 | at TCU | L | 0-63 |
| S9 | vs. Tennessee State | L | 15-17 |
| S16 | at Grambling State* | L | 21-36 |
| S23 | UAPB* | L | 27-34 |
| S30 | at Prairie View A&M* | L | 9-38 |
| O14 | vs. Tuskegee | L | 7-33 |
| O21 | Southern | L | 17-35 |
| O28 | at Mississippi Valley State* | W | 24-5 |
| N4 | Alabama State* | L | 3-13 |
| N11 | at Alabama A&M* | W | 10-7 |
| N18 | Alcorn State* | W | 7-3 |

## 2018 [5-5]

| | | | |
|---|---|---|---|
| S1 | at Southern Miss | L | 7-55 |
| S15 | at Florida A&M | W | 18-16 |
| S29 | Alabama A&M* | L | 16-21 |
| O6 | at UAPB | W | 30-27 |
| O13 | Mississippi Valley State* | W | 23-7 |
| O20 | North Alabama | L | 7-24 |
| O27 | at Southern* | L | 7-41 |
| N3 | Prairie View A&M* | W | 34-28 |
| N10 | at Alabama State* | W | 20-2 |
| N17 | at Alcorn State* | L | 3-24 |

## 2019 [4-8]

| | | | |
|---|---|---|---|
| S1 | vs. Bethune–Cookman | L | 15-36 |
| S7 | at South Alabama | L | 14-37 |
| S14 | vs. Tennessee State | W | 49-44 |
| S28 | vs. Kentucky State | L | 25-33 |
| O5 | Grambling State* | L | 21-44 |
| O12 | Alabama State* | L | 16-31 |
| O19 | at Mississippi Valley State* | W | 31-28 |
| O24 | at Prairie View A&M* | W | 38-25 |
| N2 | UAPB* | W | 21-12 |
| N9 | at Alabama A&M* | L | 43-48 |
| N16 | Southern* | L | 34-40 |
| N23 | Alcorn State* | L | 6-41 |

## 2020 [4-3]

| | | | |
|---|---|---|---|
| F21 | Edward Waters | W | 53-0 |
| M6 | at Grambling State* | W | 33-28 |
| M14 | Mississippi Valley State* | W | 43-7 |
| M20 | at Alabama State* | L | 28-35 |
| A3 | Southern* | L | 14-34 |
| A10 | Alabama A&M* | L | 43-52 |
| A17 | at Alcorn State* | W | 2-0 |

## 2021 [11-2]

| | | | |
|---|---|---|---|
| S5 | vs. Florida A&M* | W | 7-6 |
| S11 | vs. Tennessee State | W | 38-16 |
| S18 | at ULM | L | 7-12 |
| S25 | Delta State | W | 24-17 |
| O9 | at Alabama A&M* | W | 61-15 |
| O16 | Alabama State* | W | 28-7 |
| O23 | Bethune–Cookman* | W | 42-12 |
| O30 | at Mississippi Valley State* | W | 28-19 |
| N6 | Texas Southern | W | 41-21 |
| N13 | at Southern* | W | 21-17 |
| N20 | Alcorn State* | W | 24-10 |
| D4 | Prairie View A&M | W | 27-15 |
| D18 | vs. South Carolina State | L | 10-31 |

## 2022 [12-1]

| | | | |
|---|---|---|---|
| S4 | vs. Florida A&M* | W | 59-3 |
| S10 | vs. Tennessee State | W | 16-3 |
| S17 | Grambling State* | W | 66-24 |
| S24 | Mississippi Valley State* | W | 49-7 |
| O8 | at Alabama State* | W | 26-12 |
| O15 | vs. Bethune-Cookman* | W | 48-8 |
| O22 | Campbell | W | 22-14 |
| O29 | Southern* | W | 35-0 |
| N5 | at Texas Southern* | W | 41-14 |
| N12 | vs. Alabama A&M* | W | 27-13 |
| N19 | at Alcorn State* | W | 24-13 |
| D3 | Southern | W | 43-24 |
| D11 | vs. North Carolina Central | L | 34-41 |

## 2023 [7-4]

| | | | |
|---|---|---|---|
| A26 | vs. South Carolina State | W | 37-7 |
| S3 | vs. Florida A&M* | L | 10-28 |
| S9 | at Southern | W | 27-14 |
| S16 | at Texas State | L | 34-77 |
| S23 | Bethune-Cookman* | W | 22-16 |
| O7 | vs Alabama A&M* | W | 45-30 |
| O14 | Alabama State* | L | 19-24 |
| O21 | at Mississippi Valley State* | W | 21-6 |
| O28 | at UAPB* | W | 40-14 |
| N4 | Texas Southern* | W | 21-19 |
| N18 | Alcorn State* | L | 24-28 |

## 2024 [12-2]

| | | | |
|---|---|---|---|
| A29 | at ULM | L | 14-30 |
| S7 | Lane | W | 58-7 |
| S14 | Southern | W | 33-15 |
| S21 | at Grambling State | L | 20-41 |
| S28 | at Texas Southern* | W | 43-14 |
| O5 | vs. Alabama A&M* | W | 45-38 |
| O19 | Florida A&M* | W | 35-21 |
| O26 | at Bethune-Cookman* | W | 37-17 |
| N2 | UAPB* | W | 41-3 |
| N9 | Mississippi Valley State* | W | 51-14 |
| N16 | at Alabama State* | W | 16-10 |
| N23 | at Alcorn State* | W | 48-10 |
| D7 | Southern | W | 41-13 |
| D14 | vs. South Carolina State | W | 28-7 |

# ALL-TIME RESULTS

## 2025 [9-3]

| | | | |
|---|---|---|---|
| A30 | Hampton | W | 28-14 |
| S6 | at Southern Miss | L | 20-38 |
| S13 | Tuskegee | W | 30-0 |
| S27 | at Southern* | W | 38-13 |
| O4 | vs. Alabama A&M* | W | 57-24 |
| O11 | Alabama State* | W | 38-34 |
| O25 | vs. Grambling State* | L | 24-26 |
| N1 | at Florida A&M* | W | 41-16 |
| N8 | at Mississippi Valley State* | W | 42-3 |
| N15 | Bethune-Cookman* | W | 28-13 |
| N22 | Alcorn State* | W | 27-21 |
| D6 | Prairie View A&M | L | 21-23 |

# ALL-TIME RESULTS vs OPPONENTS

## ALABAMA A&M

**JSU leads 18-12 | Current Streak: JSU - W5**

| | | |
|---|---|---|
| Dec. 4, 1971 | Jackson, Miss. | W, 40-21 |
| Sept. 4, 1994 | Birmingham, Ala. | W, 34-24 |
| Sept. 3, 1995 | Birmingham, Ala. | L, 20-21 |
| Oct. 23, 1999 | Normal, Ala. | W, 28-18 |
| Nov.4, 2000 | Jackson, Miss. | W, 34-28 |
| Sept. 29, 2001 | Normal, Ala. | W, 26-14 |
| Nov. 9, 2002 | Jackson, Miss. | W, 13-11 |
| Nov. 8, 2003 | Normal, Ala. | L, 14-49 |
| Nov. 6, 2004 | Jackson, Miss. | L, 6-22 |
| Nov. 5, 2005 | Normal, Ala. | L, 6-52 |
| Nov. 4, 2006 | Jackson, Miss. | L, 21-34 |
| Nov. 3, 2007 | Normal, Ala. | W, 43-40 |
| Nov. 15, 2008 | Jackson, Miss. | W, 37-21 |
| Nov. 14, 2009 | Normal, Ala. | L, 5-13 |
| Oct. 9, 2010 | Jackson, Miss. | W, 30-14 |
| Nov. 12, 2011 | Normal, Ala. | W, 34-6 |
| Nov. 10, 2012 | Jackson, Miss. | W, 35-21 |
| Nov. 9, 2013 | Normal, Ala. | W, 26-20 |
| Nov. 1, 2014 | Jackson, Miss. | L, 14-25 |
| Oct. 17, 2015 | Normal, Ala. | L, 22-28 |
| Nov. 12, 2016 | Jackson, Miss. | L, 20-27 |
| Nov. 11, 2017 | Jackson, Miss. | W, 10-7 |
| Sept. 29, 2018 | Jackson, Miss. | L, 16-21 |
| Nov. 9, 2019 | Normal, Ala. | L, 43-48 |
| April 10, 2021 | Jackson, Miss. | L, 43-52 |
| Oct. 9, 2021 | Normal, Ala. | W, 61-15 |
| Nov. 12, 2022 | Mobile, Ala. | W, 27-13 |
| Oct. 7, 2023 | Mobile, Ala. | W, 45-30 |
| Oct. 5, 2024 | Mobile, Ala. | W, 45-38 |
| Oct. 4, 2025 | Mobile, Ala. | W, 57-24 |

## ALABAMA STATE

**JSU leads 37-15-1 | Current Streak: JSU - W2**

| | | |
|---|---|---|
| Oct. 9, 1965 | Montgomery, Ala. | W, 56-6 |
| Oct. 8, 1966 | Montgomery, Ala. | W, 56-13 |
| Sept. 4, 1976 | Montgomery, Ala. | W, 25-7 |
| Sept. 3, 1977 | Jackson, Miss. | W, 17-6 |
| Sept. 2, 1978 | Montgomery, Ala. | W, 20-6 |
| Sept. 1, 1979 | Jackson, Miss. | W, 14-7 |
| Sept. 6, 1980 | Montgomery, Ala. | W, 16-13 |
| Sept. 5, 1981 | Jackson, Miss. | T, 14-14 |
| Sept. 4, 1982 | Montgomery, Ala. | W, 21-7 |
| Sept. 1, 1983 | Jackson. Miss. | W, 21-0 |
| Sept. 1, 1984 | Montgomery, Ala. | W, 23-7 |
| Sept. 7, 1985 | Jackson. Miss. | W, 28-14 |
| Sept. 6, 1984 | Montgomery, Ala. | W, 26-20 |
| Oct. 10, 1985 | Jackson, Miss. | W, 41-17 |
| Oct. 8, 1986 | Montgomery, Ala. | W, 21-7 |
| Oct. 7, 1987 | Jackson, Miss. | W, 35-14 |
| Oct. 8, 1988 | Montgomery, Ala. | W, 21-7 |
| Oct. 7, 1989 | Jackson, Miss. | W, 35-14 |
| Oct. 6, 1990 | Montgomery, Ala. | L, 28-42 |
| Aug. 31, 1991 | Atlanta, Ga. | L, 27-28 |
| Oct. 10, 1992 | Montgomery, Ala. | W, 21-7 |
| Oct. 9, 1993 | Jackson, Miss. | W, 17-15 |
| Oct. 8, 1994 | Chicago, Ill. | W, 24-6 |
| Sept. 30, 1995 | Chicago, Ill. | W, 24-22 |
| Sept. 1, 1996 | Birmingham, Ala. | W, 40-0 |
| Aug. 31, 1997 | Birmingham, Ala. | W, 38-14 |
| Oct. 10, 1998 | Mobile, Ala. | W, 41-35 |
| Oct. 9, 1999 | Jackson, Miss. | W, 44-17 |
| Oct. 7, 2000 | Mobile, Ala. | W, 2-0 |
| Oct. 6, 2001 | Jackson, Miss. | W, 2-0 |
| Oct. 12, 2002 | Mobile, Ala. | L, 20-24 |
| Oct. 11, 2003 | Jackson, Miss. | L, 20-27 |
| Oct. 9, 2004 | Mobile, Ala. | L, 6-28 |
| Oct. 8, 2005 | Jackson, Miss. | L, 23-44 |
| Oct. 7, 2006 | Mobile, Ala. | W, 19-13 |
| Oct. 6, 2007 | Jackson, Miss. | W, 32-20 |
| Nov. 8, 2008 | Montgomery, Ala. | W, 20-0 |
| Nov. 7, 2009 | Jackson, Miss. | W, 19-7 |
| Nov. 6, 2010 | Montgomery, Ala. | L, 30-32 |
| Sept. 24, 2011 | Jackson, Miss. | L, 14-21 |
| Oct. 13, 2012 | Montgomery, Ala. | W, 37-34 |
| Sept. 7, 2013 | Jackson, Miss. | W, 30-23 |
| Nov. 8, 2014 | Montgomery, Ala. | L, 10-26 |
| Nov. 7, 2015 | Jackson, Miss. | L, 12-17 |
| Nov. 5, 2016 | Montgomery, Ala. | L, 7-14 |
| Nov. 4, 2017 | Jackson, Miss. | L, 3-13 |
| Nov. 10, 2018 | Montgomery, Ala. | W, 20-2 |
| Oct. 12, 2019 | Jackson, Miss. | L, 16-31 |
| March 20, 2021 | Montgomery, Ala. | L, 28-35 |
| Oct. 16, 2021 | Jackson, Miss. | W, 28-7 |
| Oct. 8, 2022 | Montgomery, Ala. | W, 26-12 |
| Oct. 14, 2023 | Jackson, Miss. | L, 19-24 |
| Nov. 16, 2024 | Montgomery, Ala. | W, 16-10 |
| Oct. 11, 2025 | Jackson, Miss. | W, 38-34 |

## ALCORN A&M

**JSU leads 13-4-1 | Current Streak: JSU - W3**

| | | |
|---|---|---|
| 1956 | unknown | W, 37-20 |
| 1957 | unknown | W, 40-0 |
| Oct 13, 1958 | Jackson, Miss. | W, 69-6 |
| Oct. 17, 1959 | Jackson, Miss | W, 21-12 |
| Oct 15, 1960 | Lorman, Miss. | W, 26-0 |
| Oct. 14, 1961 | Jackson, Miss. | W, 28-20 |
| Oct. 13, 1962 | Lorman, Miss. | W, 34-0 |
| Oct. 12, 1963 | Jackson, Miss. | W, 22-13 |
| Oct. 10, 1964 | Lorman, Miss. | L, 8-27 |
| Sept. 25, 1965 | Jackson, Miss. | W, 21-6 |
| Sept. 24, 1966 | Lorman, Miss. | T, 25-25 |
| Sept. 23, 1967 | Jackson, Miss. | W, 7-6 |
| Sept. 24, 1968 | Jackson, Miss. | L, 6-30 |
| Nov. 27, 1969 | Jackson, Miss. | L, 8-50 |
| Nov. 26, 1970 | Jackson, Miss. | L, 11-30 |
| Nov. 25, 1971 | Jackson. Miss. | W, 40-21 |
| Nov. 23, 1972 | Jackson, Miss. | W, 28-14 |
| Nov. 22, 1973 | Jackson, Miss. | W, 21-7 |

## ALCORN STATE

**JSU leads 31-21 | Current Streak: JSU - W3**

| | | |
|---|---|---|
| Nov. 23, 1974 | Jackson, Miss. | W, 19-13 |
| Nov. 27, 1975 | Jackson, Miss. | L, 6-12 |
| Nov. 20, 1976 | Jackson, Miss. | L, 7-19 |
| Nov. 24, 1977 | Jackson, Miss. | W, 23-16 |
| Nov. 18, 1978 | Lorman, Miss. | W, 38-8 |
| Nov. 22, 1979 | Jackson. Miss. | L, 7-9 |
| Nov. 22, 1980 | Lorman, Miss. | W, 37-16 |
| Nov. 26, 1981 | Jackson. Miss. | W, 13-10 |
| Nov. 20. 1982 | Lorman, Miss. | W, 20-16 |
| Oct. 19, 1983 | Jackson, Miss. | L, 17-24 |
| Nov. 17, 1984 | Lorman, Miss. | L, 13-17 |
| Nov. 24, 1985 | Jackson, Miss. | W, 31-20 |
| Nov. 22, 1986 | Jackson, Miss. | W, 23-17 |
| Nov. 21, 1987 | Jackson, Miss. | W, 19-10 |
| Nov. 19, 1988 | Jackson. Miss. | W, 7-0 |
| Nov. 18, 1989 | Jackson, Miss. | W, 23-20 |
| Nov. 17, 1990 | Jackson, Miss. | W, 38-20 |
| Nov. 23, 1991 | Jackson, Miss. | L, 16-18 |
| Nov. 21, 1992 | Jackson, Miss. | L, 35-42 |
| Nov. 20, 1993 | Jackson, Miss. | L, 22-31 |
| Nov. 19, 1994 | Jackson, Miss. | L, 34-52 |
| Nov. 18, 1995 | Jackson. Miss. | W, 28-7 |
| Nov. 23, 1996 | Jackson. Miss. | L, 6-45 |
| Nov. 22, 1997 | Jackson, Miss. | W, 54-15 |
| Nov. 21, 1998 | Jackson, Miss. | W, 56-26 |
| Nov. 20, 1999 | Jackson, Miss. | W, 58-6 |
| Nov. 18, 2000 | Jackson, Miss. | W, 30-14 |
| Nov. 17, 2001 | Jackson, Miss. | W, 52-28 |
| Nov. 23, 2002 | Jackson, Miss. | W, 34-20 |
| Nov. 22, 2003 | Jackson, Miss. | L, 25-49 |
| Nov. 20, 2004 | Jackson, Miss. | L, 14-16 |
| Nov. 19, 2005 | Jackson, Miss. | L, 14-31 |
| Nov. 18, 2006 | Jackson. Miss. | L, 31-32 |
| Nov. 17, 2007 | Jackson, Miss. | W, 31-19 |
| Nov. 22, 2008 | Jackson, Miss. | W, 26-21 |
| Nov. 21, 2009 | Jackson, Miss. | L, 7-14 |
| Nov. 20, 2010 | Jackson, Miss. | W, 27-14 |
| Nov. 19, 2011 | Jackson, Miss. | W, 51-7 |
| Nov. 17, 2012 | Lorman, Miss. | W, 37-11 |
| Nov. 16. 2013 | Jackson, Miss. | L, 33-48 |
| Nov. 22, 2014 | Lorman, Miss. | W, 34-31 |
| Nov. 28, 2015 | Jackson, Miss. | L, 10-14 |
| Nov. 19, 2016 | Lorman, Miss. | L, 16-35 |
| Nov. 18, 2017 | Jackson, Miss. | W, 7-3 |
| Nov. 17, 2018 | Lorman, Miss. | L, 3-24 |
| Nov. 23, 2019 | Jackson, Miss. | L, 6-41 |
| April 17, 2021 | Lorman, Miss. | W, 2-0 |
| Nov. 20, 2021 | Jackson, Miss. | W, 24-10 |
| Nov. 19, 2022 | Lorman, Miss. | W, 24-13 |
| Nov. 18, 2023 | Jackson, Miss. | L, 24-28 |
| Nov. 23, 2024 | Lorman, Miss. | W, 48-10 |
| Dec. 6, 2025 | Jackson, Miss. | L, 21-23 |

## ARKANSAS A&M

**JSU leads 7-4 | Current Streak: AAMNU - W3**

| | | |
|---|---|---|
| Oct. 10, 1959 | Pine Bluff, Ark. | W, 18-12 |
| Oct. 8, 1960 | Jackson, Miss. | W, 27-14 |
| Oct, 7, 1961 | Pine Bluff, Ark. | W, 19-6 |
| Oct. 6, 1962 | Jackson, Miss. | W, 51-0 |
| Oct. 5, 1963 | Pine Bluff, Ark. | L, 6-20 |
| Oct. 3, 1964 | Jackson, Miss. | W, 14-12 |
| Oct. 2, 1965 | Pine Bluff, Ark. | W, 24-21 |
| Oct. 1, 1966 | Jackson, Miss. | W, 28-25 |
| Sept. 30, 1967 | Pine Bluff, Ark. | L, 6-38 |
| Oct. 5, 1968 | Jackson, Miss. | L, 14-15 |
| Oct. 4, 1969 | Pine Bluff, Ark. | L, 25-34 |

## ARKANSAS-PINE BLUFF

**JSU leads 23-8 | Current Streak: JSU - W4**

| | | |
|---|---|---|
| Oct. 8, 1977 | Pine Bluff, Ark. | W, 31-0 |
| Oct. 7, 1978 | Jackson, Miss. | W, 54-14 |
| Oct. 6, 1978 | Pine Bluff, Ark. | W, 49-7 |
| Oct. 28, 1995 | Jackson, Miss. | W, 29-26 |
| Nov. 2, 1996 | Pine Bluff, Ark. | W, 31-10 |
| Nov. 1, 1997 | Jackson, Miss. | W, 37-8 |
| Oct. 31, 1998 | Pine Bluff, Ark. | W, 41-34 |
| Oct. 30, 1999 | Jackson, Miss. | W, 41-0 |
| Oct. 28, 2000 | Pine Bluff, Ark. | L, 41-48 |
| Oct. 27, 2001 | Jackson, Miss. | W, 14-9 |
| Nov. 2, 2002 | Pine Bluff, Ark. | W, 42-0 |
| Nov. 1, 2003 | Jackson, Miss. | L, 14-16 |
| Oct. 30, 2004 | Pine Bluff, Ark. | W, 42-35 |
| Oct. 29, 2005 | Jackson, Miss. | L, 36-64 |
| Oct. 28, 2006 | Pine Bluff, Ark. | L, 40-43 |
| Oct. 27, 2007 | Jackson, Miss. | W, 17-6 |
| Oct. 11, 2008 | Pine Bluff, Ark. | W, 21-10 |
| Oct. 10, 2009 | Jackson, Miss. | L, 13-20 |
| Nov. 13, 2010 | Pine Bluff, Ark. | W, 52-30 |
| Oct. 8, 2011 | Jackson, Miss. | W, 48-10 |
| Oct. 6, 2012 | Pine Bluff, Ark. | L, 24-34 |
| Dec. 8, 2012 | Birmingham, Ala. | L, 21-24 |
| Oct, 5, 2013 | Jackson, Miss. | W, 42-33 |
| Sept. 27, 2014 | Pine Bluff, Ark. | W, 33-30 |
| Oct. 24, 2015 | Jackson, Miss. | W, 37-3 |
| Sept. 24, 2016 | Pine Bluff, Ark. | W, 32-20 |
| Sept. 23, 2017 | Jackson, Miss. | L, 27-34 |
| Oct. 6, 2018 | Pine Bluff, Ark. | W, 30-27 |
| Nov. 2, 2019 | Jackson, Miss. | W, 21-12 |
| Oct. 28, 2023 | Pine Bluff, Ark. | W, 40-14 |
| Nov. 2, 2024 | Jackson, Miss. | W, 41-3 |

# ALL-TIME RESULTS vs OPPONENTS

## ARKANSAS STATE

**ASU leads 1-0 | Current Streak: ASU - W1**

| | | |
|---|---|---|
| Nov. 28, 1987 | Jackson, Miss. | L, 32-35 |

## BISHOP

**JSU leads 7-1 | Current Streak: JSU - W4**

| | | |
|---|---|---|
| Nov. 11, 1967 | Jackson, Miss. | W, 48-12 |
| Nov. 16, 1968 | Dallas, Texas | W, 21-15 |
| Oct. 11, 1969 | Jackson, Miss. | W, 27-16 |
| Oct. 10, 1970 | Dallas, Texas | L, 13-19 |
| Oct. 9, 1971 | Jackson, Miss. | W, 40-7 |
| Oct. 7, 1972 | Dallas, Texas | W, 35-10 |
| Oct. 6, 1973 | Jackson, Miss. | W, 60-12 |
| Oct. 12, 1974 | Dallas, Texas | W, 36-10 |

## BETHUNE-COOKMAN

**JSU leads 8-3 | Current Streak: JSU - W4**

| | | |
|---|---|---|
| Oct. 28, 1972 | Orlando, Fla. | L, 17-22 |
| Oct. 27, 1973 | Jackson, Miss. | W, 42-32 |
| Nov. 2, 1974 | Tampa, Fla. | W, 23-7 |
| Oct. 29, 1977 | Miami, Fla. | L, 3-10 |
| Oct. 28, 1978 | Jackson, Miss. | W, 35-6 |
| Sept. 30, 1989 | Indianapolis, Ind. | W, 27-7 |
| Sept. 1, 2019 | Atlanta, Ga. | L, 15-36 |
| Oct. 15, 2022 | Jacksonville, Fla. | W, 48-8 |
| Sept. 23, 2023 | Jackson, Miss. | W, 22-16 |
| Oct. 26, 2024 | Daytona Beach, Fla, | W, 37-17 |
| Nov. 15, 2025 | Jackson. Miss. | W, 28-13 |

## BOISE STATE

**BSU leads 1-0 | Current Streak: BSU - W1**

| | | |
|---|---|---|
| Dec. 5, 1981 | Jackson, Miss. | L, 7-19 |

## CAMPBELL

**JSU leads 1-0 | Current Streak: JSU - W1**

| | | |
|---|---|---|
| Oct. 22, 2022 | Jackson, Miss. | W, 22-14 |

## CENTRAL STATE [OHIO]

**JSU leads 2-0 | Current Streak: JSU - W2**

| | | |
|---|---|---|
| Sept. 6, 1975 | Hatford, Conn. | W, 30-18 |
| Nov. 9, 1996 | Jackson, Miss. | W, 41-14 |

## DELAWARE STATE

**JSU leads 2-1 | Current Streak: DSU - W1**

| | | |
|---|---|---|
| Oct. 4, 1986 | Philadelphia, Penn. | W, 28-25 |
| Sept. 1, 1990 | Jackson, Miss. | W, 31-7 |
| Oct. 5, 1991 | Washington, D.C. | L, 34-37 |

## DELTA STATE

**JSU leads 2-1 | Current Streak: JSU - W2**

| | | |
|---|---|---|
| Sept. 2, 2007 | Jackson, Miss. | L, 15-27 |
| Sept. 4, 2010 | Jackson, Miss. | W, 32-17 |
| Sept. 25, 2021 | Jackson, Miss. | W, 24-17 |

## EASTERN ILLINOIS

**EIU leads 1-0 | Current Streak: EIU - W1**

| | | |
|---|---|---|
| Nov. 27, 1982 | Charleston, Ill. | L, 13-16 |

## EASTERN KENTUCKY

**EKU leads 1-0 | Current Streak: EKU - W1**

| | | |
|---|---|---|
| Nov. 10, 1979 | Richmond, Ky. | L, 21-27 |

## FLORIDA A&M

**JSU leads 14-8-2 | Current Streak: JSU - W2**

| | | |
|---|---|---|
| Dec. 9, 1961 | Miami, Fla. | L, 8-14 |
| Dec. 8, 1962 | Miami, Fla. | W, 22-6 |
| Dec. 9, 1978 | Jackson. Miss. | L, 10-15 |
| Oct. 11, 1980 | Jackson, Miss. | W, 10-0 |
| Oct. 10, 1981 | Tallahassee, Fla. | W, 14-6 |
| Oct. 9, 1982 | Jackson. Miss. | W, 15-14 |
| Oct. 8, 1983 | Jacksonville, Fla. | W, 28-22 |
| Oct. 6, 1984 | Jackson, Miss. | T, 10-10 |
| Oct. 12, 1985 | Tallahassee, Fla. | W, 28-23 |
| Oct. 1, 1988 | Indianapolis, Ind. | T, 10-10 |
| Sept. 18, 1993 | Tallahassee, Fla. | L, 19-41 |
| Sept. 17, 1994 | Jackson, Miss. | W, 35-34 |
| Sept. 16, 1995 | Tallahassee, Fla. | L, 12-15 |
| Sept. 21, 1996 | Jackson, Miss. | W, 16-9 |
| Sept. 20, 1997 | Tallahassee, Fla. | L, 14-30 |
| Sept. 19, 1998 | Jackson, Miss. | L, 7-45 |
| Oct. 4, 2003 | Indianapolis, Ind. | L, 14-28 |
| Aug. 30, 2014 | Jackson, Miss. | W, 22-17 |
| Sept. 15, 2018 | Tallahassee, Fla. | W, 18-16 |
| Sept. 5, 2021 | Miami, Fla. | W, 7-6 |
| Sept. 4, 2022 | Miami, Fla. | W, 59-3 |
| Sept. 3, 2023 | Miami, Fla. | L, 10-28 |
| Oct. 19, 2024 | Jackson, Miss. | W, 35-21 |
| Nov. 1, 2025 | Tallahassee, Fla. | W, 41-16 |

## FORT BENNING

**Fort Benning leads 1-0 | Current Streak: FB - W1**

| | | |
|---|---|---|
| Sept. 12, 1964 | Ft. Benning, Ga. | L, 20-42 |

## GEORGIA SOUTHERN

**Ga Southern leads 1-0 | Current Streak: GSU - W1**

| | | |
|---|---|---|
| Nov. 30, 1985 | Statesboro, Ga. | L, 0-27 |

## GRAMBLING STATE

**GSU leads 44-27 | Current Streak: GSU - W2**

| | | |
|---|---|---|
| 1956 | unknown | L, 7-26 |
| 1957 | unknown | W, 39-20 |
| Nov. 1, 1958 | Grambling, La. | L, 18-21 |
| Oct. 31, 1959 | Jackson, Miss. | W, 14-13 |
| Oct. 30, 1960 | Grambling, La. | L, 12-32 |
| Oct. 28, 1961 | Jackson, Miss. | W, 14-13 |
| Oct. 27, 1962 | Grambling, La. | W, 45-31 |
| Oct. 26, 1963 | Jackson, Miss. | L, 16-62 |
| Oct. 24, 1964 | Grambling, La. | L, 26-47 |
| Oct. 25, 1965 | Jackson, Miss. | L, 20-51 |
| Oct. 22, 1966 | Grambling, La. | L, 18-27 |
| Oct. 21, 1967 | Jackson, Miss. | W, 20-14 |
| Oct. 26. 1968 | Grambling, La. | L, 33-35 |
| Oct 25, 1969 | Jackson, Miss. | L, 13-62 |
| Oct, 24, 1970 | Cleveland, Ohio | L, 7-27 |
| Oct. 23, 1971 | Jackson, Miss. | W, 13-7 |
| Oct. 21, 1972 | Grambling, La. | L, 13-26 |
| Oct. 20, 1973 | Jackson, Miss. | L, 12-19 |
| Oct. 26, 1974 | Grambling, La. | L, 13-26 |
| Oct. 25, 1975 | Jackson, Miss. | W, 24-14 |
| Oct. 23, 1976 | Grambling, La. | L, 6-28 |
| Oct. 22, 1977 | Jackson, Miss. | L, 7-34 |
| Oct. 21, 1978 | Grambling, La. | L, 7-13 |
| Oct. 20, 1979 | Jackson, Miss. | L, 13-25 |
| Oct. 25, 1980 | Grambling, La. | L, 14-24 |
| Oct. 24, 1981 | Jackson, Miss. | L, 7-15 |
| Oct. 23, 1982 | Grambling, La. | W, 22-6 |
| Oct. 22, 1983 | Jackson, Miss. | L, 10-14 |
| Oct. 20, 1984 | Grambling, La. | L, 3-19 |
| Oct. 26, 1985 | Jackson, Miss. | W, 35-26 |
| Oct. 25, 1986 | Grambling, La. | W, 25-14 |
| Oct. 24, 1987 | Jackson, Miss. | W, 31-17 |
| Oct. 22, 1988 | Grambling, La. | W, 24-17 |
| Oct. 21, 1989 | Jackson, Miss. | L, 17-27 |
| Oct. 20, 1990 | Grambling, La. | W, 29-19 |
| Oct. 26, 1991 | Jackson, Miss. | W, 34-22 |
| Oct. 24, 1992 | Grambling, La. | L, 31-34 |
| Oct. 23, 1993 | Jackson, Miss. | L, 14-20 |
| Oct. 22, 1994 | Grambling, La. | L, 17-28 |
| Oct. 21, 1995 | Jackson, Miss. | W, 29-28 |
| Oct. 26, 1996 | Grambling, La. | W, 52-0 |
| Oct. 25, 1997 | Jackson. Miss. | W, 23-0 |
| Oct. 24, 1998 | Grambling, La. | W, 68-35 |
| Sept. 18, 1999 | Jackson, Miss. | W, 31-6 |
| Oct. 21, 2000 | Grambling, La. | L, 30-33 |
| Oct. 20, 2001 | Jackson, Miss. | L, 16-30 |
| Oct. 26, 2002 | Grambling, La. | L, 31-52 |
| Oct. 25, 2003 | Jackson, Miss. | L, 17-24 |
| Oct. 23, 2004 | Grambling, La. | W, 33-23 |
| Oct. 22, 2005 | Jackson. Miss. | L, 21-52 |
| Oct. 21, 2006 | Grambling, La. | L, 7-36 |
| Oct. 20, 2007 | Jackson, Miss. | L, 20-30 |
| Dec. 15, 2007 | Birmingham, Ala. | W, 42-31 |
| Sept. 20, 2008 | Grambling, La. | L, 5-14 |
| Dec. 14, 2008 | Birmingham, Ala. | L, 9-41 |
| Sept. 19, 2009 | Jackson, Miss. | L, 17-27 |
| Sept. 18, 2010 | Grambling, La. | L, 21-28 |
| Nov. 5, 2011 | Jackson, Miss. | L, 23-26 |
| Nov. 3, 2012 | Grambling, La. | W, 53-7 |
| Oct. 19, 2013 | Jackson, Miss. | W, 2-0 |
| Sept. 20, 2014 | Jackson, Miss. | L, 35-40 |
| Oct. 3, 2015 | Jackson, Miss. | L, 27-59 |
| Sept. 17, 2016 | Jackson, Miss. | L, 14-35 |
| Sept. 16, 2017 | Grambling, La. | L, 21-36 |
| Oct. 5, 2018 | Jackson, Miss. | L, 21-44 |
| March 6, 2021 | Grambling, La. | W, 33-28 |
| Sept. 17, 2022 | Jackson, Miss. | W, 66-24 |
| Sept. 21, 2024 | Grambling, La. | L, 20-41 |
| Oct. 25, 2025 | Las Vegas, Nev. | L, 24-26 |

## HAMPTON

**Hampton leads 3-1 | Current Streak: JSU - W1**

| | | |
|---|---|---|
| Sept. 4, 2004 | Hampton, Va. | L, 19-38 |
| Sept. 3, 2005 | Detroit, Mich. | L, 7-20 |
| Aug. 31, 2008 | Orlando, Fla. | L, 13-17 |
| Aug. 30, 2025 | Jackson, Miss. | W, 28-14 |

## HOWARD

**JSU leads 4-1 | Current Streak: JSU - W3**

| | | |
|---|---|---|
| Sept. 6, 1997 | Jackson, Miss. | W, 35-33 |
| Sept. 5, 1998 | Washington, D.C. | L, 8-34 |
| Sept. 4, 1999 | Jackson, Miss. | W, 35-21 |
| Sept. 2, 2000 | Chicago, Ill. | W, 34-16 |
| Sept. 1, 2001 | Chicago, Ill. | W, 27-17 |

## KENTUCKY STATE

**JSU leads 7-2 | Current Streak: KSU - W1**

| | | |
|---|---|---|
| 1956 | unknown | W, 32-7 |
| 1957 | unknown | W, 61-6 |
| Nov. 15, 1958 | Frankfort, Ky. | W, 18-0 |
| Oct. 3, 1970 | Toledo, Ohio | W, 48-13 |
| Oct. 2, 1971 | Frankfort, Ky. | W, 42-33 |
| Sept. 30, 1972 | Jackson, Miss. | W, 28-14 |
| Sept. 29, 1973 | Frankfort, Ky. | L, 7-9 |
| Nov. 14, 1981 | Jackson, Miss. | W, 34-0 |
| Sept. 28, 2019 | Indianapolis, Ind. | L, 25-33 |

## LANE

**JSU leads 3-0 | Current Streak: JSU - W3**

| | | |
|---|---|---|
| Sept. 12, 1970 | Jackson, Miss. | W, 21-14 |
| Sept. 23, 1972 | Jackson, Miss. | W, 72-0 |
| Sept. 7, 2024 | Jackson, Miss. | W, 58-7 |

## LANGSTON

**JSU leads 1-0 | Current Streak: JSU - W1**

| | | |
|---|---|---|
| Nov. 17, 1979 | Jackson, Miss. | W, 49-6 |

## LOUISIANA-MONROE

**ULM leads 2-0 | Current Streak: ULM - W2**

| | | |
|---|---|---|
| Sept. 18, 2021 | Monroe, La. | L, 7-12 |
| Aug. 29, 2024 | Monroe, La. | L, 14-30 |

## MARSHALL

**Marshall leads 1-0 | Current Streak: Marshall - W1**

| | | |
|---|---|---|
| Nov. 25, 1995 | Huntington, W.V. | L, 3-38 |

# ALL-TIME RESULTS vs OPPONENTS

## MIDDLE TENNESSEE

**Middle Tennessee leads 2-0 | Current Streak: MTSU - W2**

| | | |
|---|---|---|
| Nov. 24, 1990 | Murfreesboro, Tenn. | L, 7-28 |
| Sept. 5, 2015 | Murfreesboro, Tenn. | L, 14-70 |

## MILES

**JSU leads 2-0 | Current Streak: JSU - W2**

| | | |
|---|---|---|
| 1956 | unknown | W, 63-0 |
| Sept. 15, 1990 | Jackson, Miss. | W, 52-0 |

## MISSISSIPPI INDUSTRIAL

**JSU leads 4-0 | Current Streak: JSU - W4**

| | | |
|---|---|---|
| Sept. 22, 1958 | Tupelo, Miss. | W, 26-0 |
| Sept. 15, 1962 | Clarksdale, Miss. | W, 56-6 |
| Nov. 16, 1963 | Jackson, Miss. | W, 56-6 |
| Nov. 14, 1964 | Clarksdale, Miss. | W, 56-0 |

## MISSISSIPPI STATE

**Mississippi State leads 2-0 | Current Streak: MSU - W2**

| | | |
|---|---|---|
| Sept. 5, 2009 | Starkville, Miss. | W, 45-7 |
| Sept. 1, 2012 | Starkville, Miss. | L, 9-56 |

## MISSISSIPPI VALLEY STATE

**JSU leads 57-5-1 | Current Streak: JSU - W11**

| | | |
|---|---|---|
| Sept. 26, 1964 | Jackson, Miss. | W, 11-9 |
| Nov. 20, 1965 | Itta Bena, Miss. | W, 18-14 |
| Nov. 19, 1966 | Jackson, Miss. | W, 29-12 |
| Nov. 18, 1967 | Itta Bena, Miss. | W, 14-7 |
| Nov. 23, 1968 | Itta Bena, Miss. | W, 32-7 |
| Nov. 22, 1969 | Itta Bena, Miss. | W, 51-2 |
| Nov. 21, 1970 | Jackson, Miss. | W, 20-18 |
| Nov. 20, 1971 | Itta Bena, Miss. | W, 17-7 |
| Nov. 18, 1972 | Jackson, Miss. | W, 27-6 |
| Sept. 22, 1973 | Itta Bena, Miss. | W, 26-22 |
| Sept. 28, 1974 | Jackson, Miss. | W, 25-6 |
| Sept. 27, 1975 | Itta Bena. Miss. | W, 14-13 |
| Sept. 25, 1976 | Jackson, Miss. | W, 13-12 |
| Sept. 24, 1977 | Itta Bena. Miss. | W, 37-13 |
| Sept. 23, 1978 | Jackson, Miss. | W, 27-16 |
| Sept. 22, 1979 | Itta Bena. Miss. | W, 36-14 |
| Sept. 27, 1980 | Jackson, Miss. | W, 40-0 |
| Sept. 26, 1981 | Memphis, Tenn. | W, 42-0 |
| Sept. 25, 1982 | Jackson. Miss. | W, 44-17 |
| Sept. 24, 1983 | Jackson, Miss. | W, 33-19 |
| Sept. 22, 1984 | Jackson, Miss. | L, 32-49 |
| Sept. 28, 1985 | Jackson, Miss. | L, 14-35 |
| Sept. 27, 1986 | Jackson, Miss. | W, 26-8 |
| Sept. 26, 1987 | Jackson, Miss. | W, 46-0 |
| Sept. 24, 1988 | Jackson, Miss. | W, 35-14 |
| Sept. 23, 1989 | Jackson, Miss. | W, 49-0 |
| Sept. 22, 1990 | Jackson, Miss. | W, 57-34 |
| Sept. 29, 1991 | Jackson, Miss. | L, 14-23 |
| Sept. 26, 1992 | Jackson, Miss. | W, 42-14 |
| Sept. 25, 1993 | Jackson, Miss. | T, 7-7 |
| Sept. 24, 1994 | Jackson, Miss. | L, 16-18 |
| Sept. 23, 1995 | Jackson, Miss. | W, 47-7 |
| Sept. 28, 1996 | Jackson. Miss. | W, 39-13 |
| Sept. 27, 1997 | Jackson, Miss. | W, 48-31 |
| Sept. 26, 1998 | Jackson, Miss. | W, 45-7 |
| Sept. 27, 1999 | Jackson, Miss. | W, 63-0 |
| Oct. 14, 2000 | Jackson, Miss. | W, 64-20 |
| Sept. 22, 2001 | Jackson, Miss. | W, 66-36 |
| Sept. 28, 2002 | Jackson, Miss. | W, 36-12 |
| Sept. 27, 2003 | Itta Bena, Miss. | W, 21-17 |
| Sept. 25, 2004 | Jackson, Miss. | W, 31-16 |
| Sept. 24, 2005 | Itta Bena. Miss. | W, 33-14 |
| Sept. 23, 2006 | Jackson, Miss. | W, 29-24 |
| Sept. 22, 2007 | Itta Bena, Miss. | W, 50-16 |
| Oct. 25, 2008 | Jackson, Miss. | W, 29-27 |
| Oct. 24, 2009 | Itta Bena. Miss. | W, 25-16 |
| Sept. 25, 2010 | Jackson, Miss. | W, 43-7 |
| Oct. 15, 2011 | Itta Bena, Miss. | W, 17-16 |
| Oct. 20, 2012 | Jackson, Miss. | W, 14-7 |
| Oct. 12, 2013 | Itta Bena, Miss. | W, 26-17 |
| Oct. 11, 2014 | Jackson, Miss. | L, 23-27 |
| Oct. 31, 2015 | Itta Bena, Miss. | W, 26-16 |
| Oct. 1, 2016 | Jackson, Miss. | W, 16-14 |
| Oct. 28, 2017 | Itta Bena. Miss. | W, 24-5 |
| Oct. 13, 2018 | Jackson, Miss. | W, 23-7 |
| Oct. 19, 2019 | Itta Bena. Miss. | W, 31-28 |
| March 14, 2021 | Jackson, Miss. | W, 43-17 |
| Oct. 30, 2021 | Itta Bena, Miss. | W, 28-19 |
| Sept. 24, 2022 | Jackson, Miss. | W, 49-7 |
| Oct. 21, 2023 | Itta Bena. Miss. | W, 21-6 |
| Nov. 9, 2024 | Jackson, Miss. | W, 51-14 |
| Nov. 8, 2025 | Itta Bena, Miss. | W, 42-3 |

## MISSISSIPPI VOCATIONAL

**JSU leads 8-0-1 | Current Streak: JSU - W8**

| | | |
|---|---|---|
| 1956 | unknown | T, 6-6 |
| 1957 | unkown | W, 51-8 |
| 1957 | unknown | W, 28-7 |
| Oct 4, 1958 | Itta Bena, Miss. | W, 42-0 |
| Oct. 3, 1959 | Itta Bena, Miss. | W, 46-0 |
| Oct 1, 1960 | Jackson, Miss | W, 30-8 |
| Sept. 30, 1961 | Itta Bena, Miss. | W, 39-0 |
| Sept. 29, 1962 | Jackson, Miss. | W, 50-0 |
| Sept. 28, 1963 | Itta Bena, Miss. | W, 18-13 |

## MONTANA

**Montana leads 1-0 | Current Streak: Montana - W1**

| | | |
|---|---|---|
| Nov. 25, 1989 | Missoula, Mont. | L, 7-48 |

## MORGAN STATE

**JSU leads 5-2 | Current Streak: JSU - W4**

| | | |
|---|---|---|
| Nov. 14, 1970 | Washington, D.C. | L, 21-24 |
| Nov. 13, 1971 | Jackson, Miss. | W, 34-29 |
| Sept. 7, 1974 | Philadelphia. Pa. | L, 6-10 |
| Nov. 12, 1977 | Jackson, Miss. | W, 31-14 |
| Nov. 11, 1978 | Jackson, Miss. | W, 21-6 |
| Oct. 7, 1984 | Baltimore, Md. | W, 28-14 |
| Nov. 2, 1985 | Jackson, Miss. | W, 42-6 |

## MORRIS BROWN

**Series tied 1-1 | Current Streak: JSU - W1**

| | | |
|---|---|---|
| Nov. 11, 1972 | Atlanta, Ga. | L, 14-20 |
| Nov. 10, 1973 | Jackson, Miss. | W, 47-7 |

## NEBRASKA-OMAHA

**JSU leads 4-0 | Current Streak: JSU - W4**

| | | |
|---|---|---|
| Sept, 8, 1973 | Omaha, Neb. | W, 17-0 |
| Oct. 5, 1974 | Jackson, Miss. | W, 75-0 |
| Nov. 15, 1975 | Omaha, Neb. | W, 31-13 |
| Oct. 9, 1976 | Jackson, Miss. | W, 35-27 |

## NEW HAVEN

**JSU leads 2-0 | Current Streak: JSU - W2**

| | | |
|---|---|---|
| Nov. 13, 1999 | West Haven, Conn. | W, 30-23 |
| Nov. 11, 2000 | Jackson, Miss. | W, 38-37 |

## NICHOLLS

**Series tied 1-1 | Current Streak: JSU - W1**

| | | |
|---|---|---|
| Oct. 2, 1982 | Jackson, Miss. | L, 17-21 |
| Oct. 1, 1983 | Thibodaux, La. | W, 27-20 |

## NORTH ALABAMA

**North Alabama leads 1-0 | Current Streak: UNA - W1**

| | | |
|---|---|---|
| Oct. 20, 2018 | Florence, Ala. | L, 7-24 |

## NORTH CAROLINA A&T

**NCAT leads 3-0 | Current Streak: NCAT - W3**

| | | |
|---|---|---|
| Nov. 3, 2001 | Atlanta, Ga. | L, 35-42 |
| Sept. 7, 2002 | Greensboro, N.C. | L, 36-42 |
| Sept. 6, 2003 | Jackson, Miss. | L, 7-10 |

## NORTH CAROLINA CENTRAL

**JSU leads 3-1 | Current Streak: NCCU - W1**

| | | |
|---|---|---|
| Nov. 15, 1980 | Jackson, Miss. | W, 29-10 |
| Aug. 30, 1986 | Jackson, Miss. | W, 49-37 |
| Oct. 3, 1987 | Jackson, Miss. | W, 10-9 |
| Dec. 11, 2022 | Atlanta, Ga. | L, 34-41 |

## NORTHWESTERN STATE

**Northwestern State leads 4-2 | Current Streak: NSU - W3**

| | | |
|---|---|---|
| Nov. 14, 1987 | Natchitoches, La. | L, 24-26 |
| Nov. 12, 1988 | Jackson, Miss. | W, 21-16 |
| Nov. 9, 1989 | Natchitoches, La. | W, 27-14 |
| Nov. 10, 1990 | Jackson, Miss. | L, 24-31 |
| Aug. 30, 2003 | Natchitoches, La. | L, 7-23 |
| Sept. 11, 2004 | Jackson, Miss. | L, 20-28 |

## PAUL QUINN

**JSU leads 1-0 | Current Streak: JSU - W1**

| | | |
|---|---|---|
| Sept. 2, 2006 | Jackson, Miss. | W, 44-20 |

## PRAIRIE VIEW A&M

**JSU leads 41-16-1 | Current Streak: PVAMU - W1**

| | | |
|---|---|---|
| 1956 | unknown | W, 20-12 |
| 1957 | unknown | L, 7-22 |
| Sept. 27, 1958 | Jackson, Miss. | T, 14-14 |
| Sept. 26, 1959 | Prairie View, Texas | L, 6-52 |
| Sept. 26 1960 | Jackson, Miss. | L, 12-24 |
| Sept. 23, 1961 | Prairie View, Texas | W, 20-14 |
| Sept. 22, 1962 | Jackson, Miss. | W, 41-7 |
| Sept. 21, 1963 | Prairie View, Texas | L, 12-28 |
| Sept. 19, 1964 | Jackson, Miss. | L, 13-36 |
| Sept. 18, 1965 | Prairie View, Texas | T, 7-7 |
| Sept. 17, 1966 | Prairie View, Texas | W, 14-7 |
| Sepy. 16, 1967 | Prairie View, Texas | W, 19-6 |
| Sept. 21, 1968 | Jackson, Miss. | L, 8-10 |
| Sept. 20, 1969 | Prairie View, Texas | L, 13-21 |
| Sept. 19, 1970 | Jackson, Miss. | L, 7-14 |
| Sept. 18, 1971 | Prairie View, Texas | L, 12-13 |
| Sept. 16, 1972 | Jackson, Miss. | W, 16-8 |
| Sept. 15, 1973 | Prairie View, Texas | W, 32-7 |
| Sept. 21, 1974 | Jackson. Miss. | W, 67-7 |
| Sept. 20, 1975 | Prairie View, Texas | W, 49-13 |
| Sept. 18, 1976 | Jackson, Miss. | W, 14-3 |
| Sept. 17, 1977 | Prairie View, Texas | W, 27-2 |
| Sept. 16, 1978 | Jackson, Miss. | W, 41-14 |
| Sept. 15, 1979 | Prairie View, Texas | W, 24-6 |
| Sept. 20, 1980 | Jackson, Miss. | W, 57-6 |
| Sept. 19, 1981 | Prairie View, Texas | W, 29-0 |
| Sept. 18, 1982 | Jackson, Miss. | W, 14-6 |
| Sept. 17, 1983 | Prairie View, Texas | W, 50-0 |
| Sept. 15, 1984 | Jackson, Miss. | W, 34-14 |
| Sept. 21, 1985 | Prairie View Texas | W, 21-3 |
| Sept. 20, 1986 | Jackson, Miss. | W, 32-24 |
| Sept. 19, 1987 | Prairie View, Texas | W, 16-12 |
| Sept. 17, 1988 | Jackson. Miss. | W, 33-7 |
| Sept. 16 , 1989 | Prairie View, Texas | W, 66-0 |
| Nov. 14, 1992 | Jackson, Miss. | W, 46-0 |
| Nov. 13, 1993 | Prairie View, Texas | W 37-7 |
| Nov. 12, 1994 | Jackson, Miss. | W, 52-7 |
| Nov. 11, 1995 | Prairie View, Texas | W, 68-0 |
| Nov. 16, 1996 | Jackson, Miss. | W, 76-20 |
| Nov. 15, 1997 | Prairie View, Texas | W, 20-7 |
| Nov. 14, 1998 | Jackson, Miss. | W, 31-12 |
| Nov. 10, 1999 | Prairie View, Texas | W, 38-20 |
| Nov. 16, 2002 | Jackson, Miss. | W, 44-9 |
| Nov. 13, 2004 | Prairie View, Texas | W, 45-28 |
| Nov. 12, 2005 | Prairie View, Texas | L, 9-27 |
| Nov. 11, 2006 | Jackson, Miss. | W, 31-7 |
| Nov. 10, 2007 | Prairie View, Texas | L, 27-30 |
| Oct. 30, 2010 | Jackson, Miss. | W, 30-13 |
| Oct. 29, 2011 | Shreveport, La. | W, 44-14 |

# ALL-TIME RESULTS vs OPPONENTS

| | | |
|---|---|---|
| Sept. 29, 2012 | Jackson, Miss. | W, 34-13 |
| Oct. 26, 2013 | Shreveport, La. | W, 51-38 |
| Oct. 4, 2014 | Jackson, Miss. | L, 30-48 |
| Nov. 21, 2015 | Prairie View, Texas | L, 14-56 |
| Oct. 29, 2016 | Jackson, Miss. | L, 14-28 |
| Sept. 30, 2017 | Prairie View, Texas | L, 9-38 |
| Nov. 3, 2018 | Jackson, Miss. | W, 34-28 |
| Oct. 24, 2019 | Prairie View, Texas | W, 38-25 |
| Dec. 4, 2021 | Jackson, Miss. | W, 27-15 |
| Dec. 6, 2025 | Jackson, Miss. | L, 21-23 |

## SOUTH ALABAMA

**South Alabama leads 1-0 | Current Streak: USA - W1**

| | | |
|---|---|---|
| Sept. 7, 2018 | Mobile, Ala. | L, 14-37 |

## SOUTH CAROLINA STATE

**JSU leads 4-3 | Current Streak: JSU - W2**

| | | |
|---|---|---|
| Nov. 16, 1991 | Mobile, Ala. | W, 17-6 |
| Oct. 3, 1992 | Columbia, S.C. | W, 41-3 |
| Oct. 2, 1993 | Indianapolis, Ind. | L, 33-34 |
| Oct. 1, 1994 | Columbia, S.C. | L, 22-26 |
| Dec. 18, 2021 | Atlanta, Ga. | L, 10-31 |
| Aug. 26, 2023 | Atlanta, Ga. | W, 37-7 |
| Dec. 14, 2024 | Atlanta, Ga. | W, 28-7 |

## SOUTHEASTERN LOUISIANA

**Series tied 2-2 | Current Streak: SELA - W1**

| | | |
|---|---|---|
| Oct. 4, 1980 | Jackson, Miss. | L, 16-17 |
| OCt. 3, 1981 | Hammond, La. | W, 51-14 |
| Oct. 30, 1982 | Jackson, Miss. | W, 30-13 |
| Oct. 29, 1983 | Hammond, La. | L, 7-0 |

## SOUTHWEST MISSOURI ST

**Southwest Missouri leads 1-0 | Current Streak: SMSU - W1**

| | | |
|---|---|---|
| Oct. 11, 1986 | Jackson, Miss. | L, 6-10 |

## SOUTHERN

**Series tied 36-36 | Current Streak: JSU - W7**

| | | |
|---|---|---|
| Oct. 25, 1958 | Baton Rouge, La. | L, 6-30 |
| Oct. 24, 1959 | Jackson, Miss. | L, 9-22 |
| Oct. 22, 1960 | Baton Rouge, La. | L, 0-41 |
| Oct. 21, 1961 | Mobile, Ala. | L, 7-17 |
| Oct. 20, 1962 | Baton Rouge, La. | L, 14-19 |
| Oct. 19, 1963 | Jackson, Miss. | L, 16-17 |
| Oct. 17, 1964 | Baton Rouge, La. | W, 9-0 |
| Oct. 16, 1965 | Jackson, Miss. | L, 21-24 |
| Oct. 15, 1966 | Baton Rouge, La. | L, 28-45 |
| Oct 14, 1967 | Jackson, Miss. | W, 3-0 |
| Oct. 19, 1968 | Baton, Rouge, La. | L, 16-30 |
| Oct. 18, 1969 | Jackson, Miss. | L, 20-47 |
| Oct. 17, 1970 | Baton Rouge, La. | L, 14-27 |
| Oct. 16, 1971 | Jackson, Miss. | W, 49-28 |
| Oct. 14, 1972 | Baton Rouge, La. | W, 22-17 |
| Oct. 13, 1973 | Jackson, Miss. | W, 28-3 |
| Oct. 19, 1974 | Baton Rouge, La. | L, 19-21 |
| Oct. 18, 1975 | Baton Rouge, La. | L, 20-21 |
| Oct. 16, 1976 | Baton Rouge, La. | L, 6-20 |
| Oct. 15, 1977 | Jackson, Miss. | W, 38-0 |
| Oct. 14, 1978 | Baton Rouge, La. | W, 41-14 |
| Oct. 13, 1979 | Jackson, Miss. | W, 34-0 |
| Oct. 18, 1980 | Baton Rouge, La. | W, 7-6 |
| Oct. 17, 1981 | Jackson, Miss. | W, 41-0 |
| Oct. 16, 1982 | Baton Rouge, La. | W, 17-10 |
| Oct. 15, 1983 | Jackson, Miss. | W, 31-0 |
| Oct. 13, 1984 | Baton Rouge, La. | L, 28-34 |
| Oct. 19, 1985 | Jackson, Miss. | W, 27-9 |
| Oct. 18, 1986 | Baton Rouge, La. | W, 16-9 |
| Oct. 17, 1987 | Jackson, Miss. | W, 14-0 |
| Oct. 15, 1988 | Baton Rouge, La. | W, 23-3 |
| Oct. 14, 1989 | Jackson, Miss. | L, 7-21 |
| Oct. 13, 1990 | Baton Rouge, La. | W, 52-14 |
| Oct. 19, 1991 | Jackson, Miss. | L, 20-21 |
| Oct. 17, 1992 | Baton Rouge, La. | W, 25-24 |
| Oct. 16, 1993 | Jackson, Miss. | L, 3-16 |
| Oct. 15, 1994 | Baton Rouge, La. | W, 24-21 |
| Oct. 14, 1995 | Jackson, Miss. | W, 16-14 |
| Oct. 19, 1996 | Baton Rouge, La. | L, 16-27 |
| Oct. 18, 1997 | Jackson, Miss. | L, 8-28 |
| Oct. 17, 1998 | Baton Rouge, La. | L, 28-33 |
| Oct. 16, 1999 | Jackson, Miss. | L, 14-26 |
| Dec. 11, 1999 | Birmingham, Ala. | L, 30-31 |
| Sept. 23, 2000 | New Orleans, La. | W, 13-10 |
| Oct. 13, 2001 | Jackson, Miss. | W, 24-21 |
| Sept. 21, 2002 | New Orleans, La. | W, 36-14 |
| Oct. 18, 2003 | Jackson, Miss. | L, 20-30 |
| Oct. 16, 2004 | New Orleans, La. | L, 7-45 |
| Oct. 15, 2005 | Baton Rouge, La. | L, 14-20 |
| Oct. 14, 2006 | Jackson, Miss. | W, 31-28 |
| Oct. 13, 2007 | Baton Rouge, La. | W, 32-26 |
| Oct. 4, 2008 | Jackson, Miss. | L, 28-35 |
| Oct. 3, 2009 | Baton Rouge, La. | W, 22-14 |
| Oct. 16, 2010 | Jackson, Miss. | W, 49-45 |
| Sept. 17, 2011 | Baton Rouge, La. | W, 28-24 |
| Sept. 22, 2012 | Jackson, Miss. | L, 21-28 |
| Sept. 28, 2013 | Baton Rouge, La. | W, 19-14 |
| Dec. 7, 2013 | Houston, Texas | L, 27-34 |
| Oct. 25, 2014 | Jackson, Miss. | L, 28-42 |
| Sept. 19, 2015 | Baton Rouge, La. | L, 31-50 |
| Oct. 15, 2016 | Jackson, Miss. | L, 24-28 |
| Oct. 21, 2017 | Jackson, Miss. | L, 17-35 |
| Oct. 27, 2018 | Baton Rouge, La. | L. 7-41 |
| Nov. 16, 2019 | Jackson, Miss. | L, 34-40 |
| April 3, 2021 | Jackson, Miss. | L, 14-34 |
| Nov. 13, 2021 | Baton Rouge, La. | W, 21-17 |
| Oct. 29, 2022 | Jackson, Miss. | W, 35-0 |
| Dec. 3, 2022 | Jackson, Miss. | W, 43-24 |
| Sept. 9, 2023 | Baton Rouge, La. | W, 27-14 |
| Sept. 14, 2024 | Jackson, Miss. | W, 33-15 |
| Dec. 7, 2024 | Jackson, Miss. | W, 41-13 |
| Sept. 27. 2025 | Baton Rouge, La. | W, 38-13 |

## SOUTHERN MISS

**Southern Miss leads 4-0 | Current Streak: USM - W4**

| | | |
|---|---|---|
| Oct. 31, 1987 | Hattiesburg, Miss. | L, 7-17 |
| Aug. 31, 2002 | Hattiesburg, Miss. | L, 7-55 |
| Sept. 1, 2018 | Hattiesburg, Miss. | L, 7-55 |
| Sept. 6, 2025 | Hattiesburg, Miss. | L, 20-38 |

## STEPHEN F. AUSTIN

**Stephen F. Austin leads 3-2 | Current Streak: SFA - W1**

| | | |
|---|---|---|
| Nov. 26, 1988 | Nacogdoches, Texas | L, 0-24 |
| Sept. 2, 1989 | Jackson, Miss. | L, 28-41 |
| Sept. 29, 1990 | Nacogdoches, Texas | W, 39-30 |
| Sept. 21, 1991 | Jackson, Miss. | W, 31-16 |
| Sept. 19, 1992 | Nacogdoches, Texas | L, 26-41 |

## STILLMAN

**JSU leads 1-0 | Current Streak: JSU - W1**

| | | |
|---|---|---|
| Sept. 6, 2008 | Jackson, Miss. | W, 17-7 |

## TENNESSEE A&I

**JSU leads 3-2 | Current Streak: JSU - W2**

| | | |
|---|---|---|
| Nov. 22, 1958 | Jackson, Miss. | W, 18-13 |
| Nov. 26, 1959 | Nashville, Tenn. | L, 6-26 |
| Dec. 3, 1960 | Jackson, Miss. | L, 22-25 |
| Nov. 23, 1961 | Nashville, Tenn. | W, 12-6 |
| Dec. 1, 1962 | Jackson, Miss | W, 36-6 |

## TENNESSEE STATE

**Tennessee State leads 25-20-2 | Current Streak: JSU - W3**

| | | |
|---|---|---|
| Sept. 13, 1975 | Jackson, Miss. | W, 43-0 |
| Sept. 11, 1976 | Nashville, Tenn. | L, 3-20 |
| Sept. 10, 1977 | Jackson, Miss. | L, 7-17 |
| Sept. 9, 1978 | Nashville, Tenn. | W, 35-24 |
| Sept. 8, 1979 | Jackson, Miss. | W, 27-21 |
| Sept. 13, 1980 | Nashville, Tenn. | L, 0-20 |
| Sept. 12, 1981 | Jackson, Miss. | W, 31-23 |
| Sept. 11, 1982 | Nashville, Tenn. | L, 0-21 |
| Sept. 10, 1983 | Jackson, Miss. | W, 35-31 |
| Sept. 8, 1984 | Memphis, Tenn. | L, 14-34 |
| Sept. 14, 1985 | Jackson, Tenn. | L, 31-44 |
| Sept. 13, 1986 | Nashville, Tenn. | L, 10-20 |
| Nov. 29, 1986 | Jackson, Miss. | L, 23-32 |
| Sept. 12, 1987 | Memphis, Tenn. | T, 17-17 |
| Sept. 10, 1988 | Nashville, Tenn. | T, 26-26 |
| Sept. 9, 1989 | Jackson. Miss. | W, 33-7 |
| Sept. 8, 1990 | Memphis, Tenn. | L, 14-23 |
| Sept. 14, 1991 | Memphis. Tenn. | W, 41-19 |
| Sept. 12, 1992 | Memphis, Tenn. | W, 38-18 |
| Sept. 11, 1993 | Memphis, Tenn. | W, 24-18 |
| Sept. 11, 1994 | Memphis, Tenn. | W, 31-12 |
| Sept. 9, 1995 | Memphis, Tenn. | W, 24-18 |
| Sept. 14, 1996 | Memphis, Tenn. | W, 21-14 |
| Sept. 13, 1997 | Memphis, Tenn. | W, 31-28 |
| Sept. 12, 1998 | Memphis, Tenn. | L, 21-33 |
| Sept. 11, 1999 | Memphis, Tenn. | L, 33-48 |
| Sept. 16, 2000 | Memphis, Tenn. | W, 42-39 |
| Nov. 22, 2001 | Memphis, Tenn. | L, 33-64 |
| Sept. 14, 2002 | Memphis, Tenn. | W, 31-28 |
| Sept. 13, 2003 | Memphis, Tenn. | L, 14-44 |
| Sept. 18, 2004 | Memphis, Tenn. | L, 20-21 |
| Sept. 10, 2005 | Memphis, Tenn. | L, 14-20 |
| Sept. 16, 2006 | Memphis, Tenn. | L, 30-31 |
| Sept. 8, 2007 | Memphis, Tenn. | L, 13-16 |
| Sept. 13, 2008 | Memphis, Tenn. | L, 18-41 |
| Sept. 12, 2009 | Memphis, Tenn. | L, 7-14 |
| Sept. 11, 2010 | Memphis, Tenn. | W, 33-26 |
| Sept. 10, 2011 | Memphis, Tenn. | W, 35-29 |
| Sept. 8, 2012 | Memphis, Tenn. | L, 12-38 |
| Sept. 14, 2013 | Memphis, Tenn. | L, 16-26 |
| Sept. 13, 2014 | Memphis, Tenn. | L, 7-35 |
| Sept. 12, 2015 | Memphis, Tenn. | L, 25-35 |
| Sept. 10, 2016 | Memphis, Tenn. | L, 26-40 |
| Sept. 9, 2017 | Memphis, Tenn. | L, 15-17 |
| Sept. 14, 2019 | Memphis, Tenn. | W, 49-44 |
| Sept. 11, 2021 | Memphis, Tenn. | W, 38-16 |
| Sept. 10, 2022 | Memphis, Tenn. | W, 16-3 |

## TEXAS CHRISTIAN [TCU]

**TCU leads 1-0 | Current Streak: TCU - W1**

| | | |
|---|---|---|
| Sept. 2, 2017 | Fort Worth, Texas | L, 0-63 |

## TEXAS COLLEGE

**JSU leads 3-0 | Current Streak: JSU - W3**

| | | |
|---|---|---|
| Nov. 21, 1959 | Tyler, Texas | W, 55-18 |
| Nov. 19, 1960 | Jackson, Miss. | W, 51-7 |
| Nov. 18, 1961 | Tyler, Texas | W, 78-0 |

## TEXAS LUTHERAN

**JSU leads 2-0 | Current Streak: JSU - W2**

| | | |
|---|---|---|
| Oct. 31, 1970 | Seguin, Texas | W, 40-34 |
| Oct. 30, 1971 | Jackson, Miss. | W, 48-20 |

## TEXAS SOUTHERN

**JSU leads 46-14 | Current Streak: JSU - W10**

| | | |
|---|---|---|
| 1956 | unknown | L, 13-26 |
| 1957 | unknown | L, 7-23 |
| Nov. 14, 1959 | Houston, Texas | L, 8-20 |
| Nov. 12, 1960 | Mobile, Ala. | W, 48-26 |
| Nov. 11, 1961 | Houston, Texas | W, 12-7 |
| Nov. 10, 1962 | Mobile, Ala. | W, 26-13 |
| Nov. 9, 1963 | Houston, Texas | L, 0-6 |
| Nov. 7, 1964 | Jackson, Miss. | W, 24-0 |
| Nov. 6, 1965 | Houston, Texas | L, 14-26 |
| Nov. 5, 1966 | Jackson, Miss. | L, 14-28 |
| Nov. 5, 1967 | Houston, Texas | L, 7-9 |

# ALL-TIME RESULTS vs OPPONENTS

| | | |
|---|---|---|
| Nov. 9, 1968 | Jackson, Miss. | L, 0-14 |
| Nov. 8, 1969 | Houston, Texas | L, 8-35 |
| Nov. 7, 1970 | Jackson, Miss. | L, 21-27 |
| Nov. 6, 1971 | Houston, Texas | T, 7-7 |
| Nov. 4, 1972 | Jackson, Miss. | W, 29-7 |
| Nov. 3, 1973 | Houston, Texas | W, 44-14 |
| Nov. 9, 1974 | Jackson, Miss. | W, 34-28 |
| Nov. 8, 1975 | Houston, Texas | W, 13-9 |
| Nov. 6, 1976 | Jackson, Miss. | W, 16-12 |
| Nov. 5, 1977 | Houston, Texas | W, 10-0 |
| Nov. 4, 1978 | Jackson, Miss. | W, 41-0 |
| Npv. 3, 1979 | Beaumont, Texas | W, 34-7 |
| Npv. 1, 1980 | Jackson, Miss. | W, 50-7 |
| Nov. 7, 1981 | Houston, Texas | W, 37-21 |
| Npv. 6, 1982 | Jackson, Miss. | W, 34-28 |
| Oct. 5, 1983 | Houston, Texas | W, 38-0 |
| Nov. 3, 1984 | Jackson, Miss. | W, 47-0 |
| Nov. 9, 1985 | Houston, Texas | W, 28-7 |
| Nov. 8, 1986 | Jackson, Miss. | W, 37-7 |
| Nov. 7, 1987 | Houston, Texas | W, 33-14 |
| Nov. 5, 1988 | Jackson, Miss. | W, 26-0 |
| Nov. 4, 1989 | Houston, Texas | W, 45-6 |
| Nov. 3, 1990 | Jackson, Miss. | W, 54-14 |
| Nov. 9, 1991 | Houston, Texas | W, 13-12 |
| Nov. 7, 1992 | Jackson, Miss. | L, 26-27 |
| Nov. 6, 1993 | Jackson, Miss. | W, 38-12 |
| Nov. 5, 1994 | Jackson, Miss. | W, 47-41 |
| Nov. 4, 1995 | Dallas, Texas | W, 13-9 |
| Oct. 5, 1996 | Jackson, Miss. | W, 31-14 |
| Oct. 4, 1997 | Houston, Texas | W, 55-49 |
| Oct. 3, 1998 | Jackson, Miss. | W, 57-32 |
| Nov. 6, 1999 | Houston, Texas | W, 41-24 |
| Sept. 9, 2000 | Jackson, Miss. | L, 15-19 |
| Sept. 20, 2003 | Houston, Texas | W, 28-21 |
| Sept. 17, 2005 | Jackson, Miss. | W, 24-21 |
| Sept. 30, 2006 | Houston, Texas | W, 29-5 |
| Sept. 13, 2007 | Jackson, Miss. | W, 28-7 |
| Oct. 18, 2008 | Houston, Texas | W, 30-14 |
| Oct. 17, 2009 | Jackson, Miss. | L, 17-19 |
| Oct, 23, 2010 | Houston, Texas | L, 18-21 |
| Sept. 29, 2011 | Jackson, Miss. | W, 58-13 |
| Sept. 15, 2012 | Houston, Texas | W, 45-35 |
| Sept. 19, 2013 | Jackson, Miss. | W, 35-7 |
| Nov. 15, 2014 | Houston, Texas | W, 15-10 |
| Sept. 26, 2015 | Jackson, Miss. | W, 34-30 |
| Oct. 22, 2016 | Houston, Texas | W, 21-13 |
| Nov. 6, 2021 | Jackson, Miss. | W, 41-21 |
| Nov. 5, 2022 | Houston, Texas | W, 41-14 |
| Nov. 4, 2023 | Jackson, Miss. | W, 21-19 |
| Sept. 28, 2024 | Houston, Texas | W, 43-14 |

## TEXAS STATE

**Texas State leads 1-0 | Current Streak: TSU - W1**

| | | |
|---|---|---|
| Sept. 16, 2023 | San Marcos, Texas | L, 34-77 |

## TOUGALOO

**JSU leads 1-0 | Current Streak: JSU - W1**

| | | |
|---|---|---|
| 1956 | unknown | W, 45-0 |

## TULANE

**Tulane leads 1-0 | Current Streak: Tulane - W1**

| | | |
|---|---|---|
| Aug. 29, 2013 | New Orleans, La. | L, 7-34 |

## TUSKEGEE

**JSU leads 2-1 | Current Streak: JSU - W1**

| | | |
|---|---|---|
| Sept. 5, 1992 | Jackson, Miss. | W, 30-0 |
| Sept. 4, 1993 | Jackson, Miss. | W, 24-12 |
| Oct. 14, 2017 | Mobile, Ala. | L, 7-33 |
| Sept. 13, 2025 | Jackson, Miss. | W, 30-0 |

## UNLV

**UNLV leads 2-0 | Current Streak: UNLV - W2**

| | | |
|---|---|---|
| Oct. 4, 1975 | Las Vegas, Nev. | L, 2-39 |
| Sept. 1, 2016 | Las Vegas, Nev. | L, 13-63 |

## VIRGINIA-LYNCHBURG

**JSU leads 1-0 | Current Streak: JSU - W1**

| | | |
|---|---|---|
| Sept. 6, 2014 | Jackson, Miss. | W, 59-0 |

## WESTERN ILLINOIS

**Western Illinois leads 1-0 | Current Streak: WIU - W1**

| | | |
|---|---|---|
| Nov. 29, 1997 | Macomb, Ill. | L, 24-31 |

## WILEY

**JSU leads 10-1-1 | Current Streak: JSU - W1**

| | | |
|---|---|---|
| 1956 | unknown | T, 20-20 |
| Nov. 8, 1958 | Jackson, Miss. | W, 23-4 |
| Nov. 7, 1959 | Jackson, Miss. | W 48-14 |
| Nov. 5, 1960 | Marshall, Texas | W, 37-20 |
| Nov. 4, 1961 | Jackson, Miss. | W, 20-0 |
| Nov. 3, 1962 | Marshall, Texas | W, 36-13 |
| Nov. 2, 1963 | Jackson, Miss. | W, 34-12 |
| Oct. 31, 1964 | Marshall, Texas | W, 20-14 |
| Oct. 30, 1965 | Marshall, Texas | W, 41-35 |
| Oct. 29, 1966 | Jackson, Miss. | W, 28-14 |
| Oct. 28, 1967 | Marshall, Texas | L, 6-20 |
| Nov. 2, 1968 | Jackson, Miss. | W, 23-7 |

## WILLIAM & MARY

**William & Mary leads 1-0 | Current Streak: WMU - W1**

| | | |
|---|---|---|
| Nov. 30, 1996 | Williamsburg, Va. | L, 6-45 |

## XAVIER

**JSU leads 2-0 | Current Streak: JSU - W2**

| | | |
|---|---|---|
| 1956 | unknown | W, 33-0 |
| 1957 | unknown | W, 33-0 |

# ALL-TIME RECORD vs OPPONENTS

| Team | Home | Away | Neutral | Overall Record |
|---|---|---|---|---|
| Alabama A&M | 7-6 | 6-5 | 5-1 | 18-12 |
| Alabama State | 17-9-1 | 16-5 | 4-1 | 37-15-1 |
| Alcorn A&M | 9-3 | 2-1-1 | 0-0 | 13-4-1 |
| Alcorn State | 23-18 | 8-3 | 0-0 | 31-21 |
| Arkansas AM&N | 4-1 | 3-3 | 0-0 | 7-4 |
| Arkansas-Pine Bluff (UAPB) | 11-4 | 12-3 | 0-1 | 23-8 |
| Arkansas State | 0-1 | 0-0 | 0-0 | 0-1 |
| Bishop | 4-0 | 3-1 | 0-0 | 7-1 |
| Bethune-Cookman | 4-0 | 1-0 | 3-3 | 8-3 |
| Boise State | 0-1 | 0-0 | 0-0 | 0-1 |
| Campbell | 1-0 | 0-0 | 0-0 | 1-0 |
| Central State (Ohio) | 1-0 | 0-0 | 1-0 | 2-0 |
| Delaware State | 1-0 | 0-0 | 1-1 | 2-1 |
| Delta State | 2-1 | 0-0 | 0-0 | 2-1 |
| Eastern Illinois | 0-1 | 0-0 | 0-0 | 0-1 |
| Eastern Kentucky | 0-0 | 0-1 | 0-0 | 0-1 |
| Florida A&M | 6-2-1 | 4-3 | 4-3-1 | 14-8-2 |
| Fort Benning | 0-0 | 0-1 | 0-0 | 0-1 |
| Georgia Southern | 0-0 | 0-1 | 0-0 | 0-1 |
| Grambling State | 13-21 | 10-21 | 1-3 | 27-44 |
| Hampton | 1-0 | 0-1 | 0-2 | 1-3 |
| Howard | 2-0 | 0-1 | 2-0 | 4-1 |
| Kentucky State | 2-0 | 2-1 | 1-1 | 7-2 |
| Lane | 3-0 | 0-0 | 0-0 | 3-0 |
| Langston | 1-0 | 0-0 | 0-0 | 1-0 |
| Louisiana-Monroe (ULM) | 0-0 | 0-2 | 0-0 | 0-2 |
| Marshall | 0-0 | 0-1 | 0-0 | 0-1 |
| Middle Tennessee | 0-0 | 0-2 | 0-0 | 0-2 |
| Miles | 1-0 | 0-0 | 0-0 | 2-0 |
| MIssissippi Industrial | 1-0 | 1-0 | 2-0 | 4-0 |
| Mississippi State | 0-0 | 0-2 | 0-0 | 0-2 |
| Mississippi Valley State | 34-5 | 22-0 | 1-0 | 57-5-1 |
| Mississippi Vocational | 2-0 | 4-0 | 2-0-1 | 8-0-1 |
| Montana | 0-0 | 0-1 | 0-0 | 0-1 |
| Morgan State | 4-0 | 1-0 | 0-2 | 5-2 |
| Morris Brown | 1-0 | 0-1 | 0-0 | 1-1 |
| Nebraska-Omaha | 2-0 | 2-0 | 0-0 | 4-0 |
| New Haven | 1-0 | 1-0 | 0-0 | 2-0 |
| Nicholls | 0-1 | 1-0 | 0-0 | 1-1 |
| North Alabama | 0-0 | 0-1 | 0-0 | 0-1 |
| North Carolina A&T | 0-1 | 0-1 | 0-1 | 0-3 |
| North Carolina Central | 3-0 | 0-0 | 0-1 | 3-1 |
| Northwestern State | 1-2 | 1-2 | 0-0 | 2-4 |
| Paul Quinn | 1-0 | 0-0 | 0-0 | 1-0 |
| Prairie View A&M | 20-7-1 | 19-9 | 2-0 | 41-16-1 |
| South Alabama | 0-0 | 0-1 | 0-0 | 0-1 |
| South Carolina State | 0-0 | 0-0 | 4-3 | 4-3 |
| Southeastern Louisiana | 1-1 | 1-1 | 0-0 | 2-2 |
| Southwest Missouri State | 0-1 | 0-0 | 0-0 | 0-1 |
| Southern | 15-18 | 19-15 | 2-3 | 36-36 |
| Southern Miss | 0-0 | 0-4 | 0-0 | 0-4 |
| Stephen F. Austin | 1-1 | 1-2 | 0-0 | 2-3 |
| Stillman | 1-0 | 0-0 | 0-0 | 1-0 |
| Tennessee A&I | 2-1 | 1-1 | 0-0 | 3-2 |
| Tennessee State | 5-3 | 1-5-1 | 14-17-1 | 20-25-2 |
| Texas Christian (TCU) | 0-0 | 0-1 | 0-0 | 0-1 |
| Texas College | 1-0 | 2-0 | 0-0 | 3-0 |
| Texas Lutheran | 1-0 | 1-0 | 0-0 | 2-0 |
| Texas Southern | 22-8 | 19-6-1 | 4-0 | 46-14-1 |
| Texas State | 0-0 | 0-1 | 0-0 | 0-1 |
| Tougaloos | 0-0 | 0-0 | 0-0 | 1-0 |
| Tulane | 0-0 | 0-1 | 0-0 | 0-1 |
| Tuskegee | 3-0 | 0-0 | 0-1 | 3-1 |
| UNLV | 0-0 | 0-1 | 0-0 | 0-1 |
| Virginia-Lynchburg | 1-0 | 0-0 | 0-0 | 1-0 |
| Wiley | 6-0 | 4-1 | 0-0 | 10-1-1 |
| William & Mary | 0-0 | 0-1 | 0-0 | 0-1 |
| Xavier | 0-0 | 0-0 | 0-0 | 2-0 |

2026 opponents are in **bold**

# COACHES / POSTSEASON

## ALL-TIME COACHES

| Coach | Years | Record |
|---|---|---|
| John R. Pinkett | 1911-12 | 0-3 |
| Jubie Bragg | 1913-15 | 3-4 |
| Earnest Richards | 1920-23 | 3-3 |
| Belford Lawson, Jr. | 1924-28 | 2-8 |
| Charles Clark | 1929-36 | 6-24-5 |
| John H. Young | 1937-39 | 3-5-2 |
| T.B. Ellis | 1939-51 | 32-24-1 |
| John Merritt | 1952-62 | 63-37-5 |
| Edward Clemons | 1963 | 4-5 |
| Rod Page | 1964-68 | 25-19-2 |
| Ulysses S. McPherson | 1969-70 | 6-13 |
| Robert Hill | 1971-76 | 44-15-1 |
| W.C. Gorden | 1976-91 | 119-48-5 |
| James "Big Daddy" Carson | 1992-98 | 54-25-1 |
| Robert "Judge" Hughes | 1999-2002 | 32-13 |
| James Bell | 2003-05 | 8-23 |
| Rick Comegy | 2006-13 | 55-35 |
| Harold Jackson | 2014-15 | 6-11 |
| Tony Hughes | 2016-18 | 9-20 |
| John Hendrick | 2018-20 | 6-9 |
| Deion Sanders | 2020-22 | 27-6 |
| T.C. Taylor | 2023-present | 19-6 |

## COACH OF THE YEAR

| Coach, Year | Honor |
|---|---|
| John Merritt, 1961 | SWAC Coach of the Year |
| John Merritt, 1961 | National Black College Coach of the Year |
| John Merritt, 1962 | SWAC Coach of the Year |
| John Merritt, 1962 | National Black College Coach of the Year |
| Robert Hill, 1971 | SWAC Coach of the Year |
| W.C. Gorden, 1982 | SWAC Coach of the Year |
| W.C. Gorden, 1985 | SWAC Coach of the Year |
| W.C. Gorden, 1986 | SWAC Coach of the Year |
| W.C. Gorden, 1987 | SWAC Coach of the Year |
| W.C. Gorden, 1988 | SWAC Coach of the Year |
| James Carson, 1995 | SWAC Coach of the Year |
| Rick Comegy, 2007 | SWAC Coach of the Year |
| Deion Sanders, 2021 | SWAC Coach of the Year |
| Deion Sanders, 2022 | SWAC Coach of the Year |
| T.C. Taylor, 2024 | SWAC Coach of the Year |
| T.C. Taylor, 2024 | HBCU Legends Coach of the Year |

## ALL-TIME POSTSEASON

| Year | Round/Bowl | Opponent (score) |
|---|---|---|
| 1971 | Azalea Bowl | Alabama A&M (W, 40-21) |
| 1978 | Semifinals | Florida A&M (L, 10-15) |
| 1981 | Quarterfinals | Boise State (L, 7-19) |
| 1982 | First Round | Eastern Illinois (L, 13-16) |
| 1985 | First Round | Georgia Southern (L, 0-27) |
| 1986 | First Round | Tennessee State (L, 23-32) |
| 1987 | First Round | Arkansas State (L, 32-35) |
| 1988 | First Round | Stephen F. Austin (L, 0-24) |
| 1989 | First Round | Montana (L, 7-48) |
| 1990 | First Round | Middle Tennessee (L, 7-28) |
| 1995 | First Round | Marshall (L, 8-38) |
| 1996 | First Round | William & Mary (L, 6-45) |
| 1997 | First Round | Western Illinois (L, 24-31) |
| 2021 | Celebration Bowl | South Carolina State (L, 10-31) |
| 2022 | Celebration Bowl | North Carolina Central (L, 34-41) |
| 2024 | Celebration Bowl | South Carolina State (W, 28-7) |

# JACKSON STATE IN THE NFL DRAFT [ALPHABETICAL]

| A | TEAM (YEAR,RD) |
|---|---|
| Anderson, Rashard | Carolina Panthers [2000, 1] |
| Austin, Eric | Tampa Bay Buccaneers [1996, 4] |

| B | TEAM (YEAR,RD) |
|---|---|
| Barkum, Jerome | New York Jets [1972, 1] |
| Barnett, Buster | Buffalo Bills [1981, 11] |
| Barnett, Tim | Kansas Chiefs [1991, 3] |
| Barney, Lem | Detroit Lions [1967, 10] |
| Bolden, Isaiah | New England Patriots [2023, 7] |
| Bradford, Corey | Green Bay Packers [1998, 5] |
| Brazile, Robert | Houston Oilers [1975, 1] |
| Brown, Otis | St. Louis Cardinals [1983, 9] |
| Bryant Earl | Kansas City Chiefs [1978, 10] |
| Bullard, Louis | Seattle Seahawks [1978, 5] |
| Burkett, Chris | Buffalo Bills [1985, 2] |

| C | TEAM (YEAR,RD) |
|---|---|
| Carr, Jim | Detroit Lions [1969, 8] |
| Caster, Rich | New York Jets [1970, 2] |
| Chandler, Eric | Cleveland Browns [2000, 7] |
| Chatman, Doug | New York Giants [1968, 7] |
| Chavers, Narvel | Miami Dolphins [1970, 8] |
| Coleman, Kevin | Miami Dolphins [2026, 5] |
| Conner, Bill | Los Angeles Rams [1959, 8] |
| Conner, Darion | Atlanta Falcons [1990, 2] |
| Cowan, Larry | Miami Dolphins [1982, 7] |
| Crenshaw, Ben | New York Giants [1965, 10] |
| Curry, Roy | Pittsburgh Steelers [1963, 12] |

| D | TEAM (YEAR,RD) |
|---|---|
| Dalton, Oakley | New Orleans Saints [1977, 12] |

| E | TEAM (YEAR,RD) |
|---|---|
| Ellis, Sidney | Cincinnati Bengals [1967, 6] |

| F | TEAM (YEAR,RD) |
|---|---|
| Fields, Leroy | Denver Broncos [2000, 7] |
| Funchess, Tom | Boston Patriots [1968, 2] |

| G | TEAM (YEAR,RD) |
|---|---|
| Goss, Albert | New York Jets [1988, 12] |
| Gray, Leon | Miami Dolphins [1973, 3] |
| Greer, Al | Detroit Lions [1963, 18] |

| H | TEAM (YEAR,RD) |
|---|---|
| Hall, Victor | Denver Broncos [1986, 10] |
| Hardy, Edgar | San Francisco 49ers [1972, 7] |
| Hardy, Larry | New Orleans Saints [1978, 12] |
| Hardy, Robert | Seattle Seahawks [1979, 10] |
| Harrington, Perry | Philadelphia Eagles [1980, 2] |
| Harvey, Richard | Los Angeles Rams [1969, 8] |
| Hill, Robert | Baltimore Colts [1956, 20] |
| Hilton, Roy | Baltimore Colts [1965, 15] |
| Holifield, Jim | New York Giants [1968, 12] |
| Holland, James | Minnesota Vikings [1970, 12] |
| Holmes, Lester | Philadelphia Eagles [1993, 1] |
| Hoover, Houston | Atlanta Falcons [1988, 6] |
| Houston, James | Detroit Lions [2002, 6] |
| Hughes, Bob | Philadelphia Eagles [1967, 6] |
| Hunter, Tracis | Jacksonville JAguars [2025, 2] |

| I | TEAM (YEAR,RD) |
|---|---|
| Irvin, Terry | Cincinnati Bengals [1977, 12] |

| J | TEAM (YEAR,RD) |
|---|---|
| Jackson, Cephus | Los Angeles Rams [1968, 14] |
| Jackson, Charles | Los Angeles Raiders [1989, 10] |
| Jackson, Harold | Los Angeles Rams [1968, 12] |
| James, Charles | New York Jets [1975, 10] |
| James, Claudis | Green Bay Packers [1967, 14] |
| Johnson, Jaymar | Minnesota Vikings [2008, 6] |

| K | TEAM (YEAR,RD) |
|---|---|
| Kelly, Rob | Pittsburgh Steelers [1972, 7] |
| Kimbrough, Antonius | Denver Broncos [1993, 7] |

| L | TEAM (YEAR,RD) |
|---|---|
| Lewis, Ron | Los Angeles Raiders [1990, 11] |
| Lockridge, Dietrich | Denver Broncos [1992, 8] |
| Lowery, Joe | Buffalo Bills [1976, 12] |

| M | TEAM (YEAR,RD) |
|---|---|
| McGee, Ben | Pittsburgh Steelers [1964, 4] |
| Minnieweather, Hosea | Cincinnati Bengals [1972, 15] |
| Molden, Frank | Pittsburgh Steelers [1965, 11] |
| Moore, Jeff | Seattle Seahawks [1979, 12] |
| Morris, Sylvester | Kansas City Chiefs [2000, 1] |
| Mosley, Eugene | Minnesota Vikings [1969, 15] |
| Myles, Toby | New York Giants [1998, 5] |

| N | TEAM (YEAR,RD) |
|---|---|
| Neal, Willie | Chicago Bears [1959, 17] |
| Norman, Tommy | Atlanta Falcons [1984, 11] |

| O | TEAM (YEAR,RD) |
|---|---|
| Outlaw, John | Boston Patriots [1968, 10] |

| P | TEAM (YEAR,RD) |
|---|---|
| Patton, Ricky | Atlanta Falcons [1978, 10] |
| Payton, Walter | Chicago Bears [1975, 1] |
| Perry, Marlo | Buffalo Bills [1994, 3] |
| Pope, Ed | Kansas City Chiefs [1967, 9] |
| Powell, Carl | Washington Redskins [1982, 3] |

| R | TEAM (YEAR,RD) |
|---|---|
| Reed, Taft | Philadelphia Eagles [1966, 19] |
| Reese, Don | Miami Dolphins [1974, 1] |
| Richardson, Willie | Baltimore Colts [1963, 7] |

| S | TEAM (YEAR,RD) |
|---|---|
| Sanders, Shedeur | Cleveland Browns [2025, 5] |
| Seals, Leon | Buffalo Bills [1987, 4] |
| Slater, Jackie | Los Angeles Rams [1976, 3] |
| Smith, Fernando | Minnesota Vikings [1994, 2] |
| Smith Jr., Jimmy | Dallas Cowboys [1992, 2] |
| Smith Sr., Jimmy | Cincinnati Bengals [1968, 17] |
| Spann. Gregory | Jacksonville Jaguars [1996, 7] |
| Stevens, Joe | Cincinnati Bengals [1970, 4] |
| Strauthers, Thomas | Philadelphia Eagles [1983, 10] |

| T | TEAM (YEAR,RD) |
|---|---|
| Tate, John | New York Jets [1974, 13] |
| Tate, John | New York Giants [1975, 8] |
| Tillman, Lewis | New York Giants [1989, 4] |
| Turner, Willie | Washington Redskins [1968, 16] |

| W | TEAM (YEAR,RD) |
|---|---|
| Wallace, Mike | Cleveland Browns [1990, 10] |
| Walker, Jackie | Tampa Bay Buccaneers [1986, 2] |
| Walker, John | Atlanta Falcons [1967, 11] |
| Werts, Larry | Green Bay Packers [1981, 8] |
| Whipps, Edgar | Cleveland Browns [1968, 14] |
| White, Larry | Buffalo Bills [1983, 11] |
| Williams, Charles | Philadelphia Eagles [1978, 9] |
| Wimberly, Ed | Chicago Bears [1972, 11] |
| Windham, David | New England Patriots [1984, 9] |
| Wise, Deatrich | Seattle Seahawks [1988, 9] |
| Woodson, Sean | Buffalo Bills [1997, 5] |
| Word, Roscoe | New York Jets [1974, 3] |

| Y | TEAM (YEAR,RD) |
|---|---|
| Young, Rickey | San Diego Chargers [1975, 7] |

# JACKSON STATE IN THE NFL DRAFT [ROUND]

## 1956

| | TEAM | RD | PICK |
|---|---|---|---|
| Robert Hill | Detroit Lions | 20 | 235 |

## 1959

| | TEAM | RD | PICK |
|---|---|---|---|
| Bill Connor | Los Angeles Rams | 8 | 93 |
| Wille Neal | Chicago Bears | 17 | 201 |

## 1963

| | TEAM | RD | PICK |
|---|---|---|---|
| Robert Hill | Detroit Lions | 20 | 235 |
| Willie Richardson | Baltimore Colts | 7 | 89 |
| Roy Curry | Pittsburgh Steelers | 12 | 164 |
| Al Greer | Detroit Lions | 18 | 251 |

## 1964

| | TEAM | RD | PICK |
|---|---|---|---|
| Ben McGee | Pittsburgh Steelers | 4 | 51 |

## 1965

| | TEAM | RD | PICK |
|---|---|---|---|
| Ben Crenshaw | New York Giants | 10 | 127 |
| Frank Molden | Pittsburgh Steelers | 11 | 143 |
| Roy Hilton | Baltimore Colts | 15 | 210 |

## 1966

| | TEAM | RD | PICK |
|---|---|---|---|
| Taft Reed | Philadelphia Eagles | 19 | 279 |

## 1967

| | TEAM | RD | PICK |
|---|---|---|---|
| Lem Barney | Detroit Lions | 2 | 34 |
| Bob Hughes | Philadelphia Eagles | 6 | 153 |
| Ed Pope | Kansas City Chiefs | 9 | 235 |
| John Walker | Atlanta Falcons | 11 | 268 |
| Claudis James | Green Bay Packers | 14 | 366 |

## 1968

| | TEAM | RD | PICK |
|---|---|---|---|
| Robert Hill | Detroit Lions | 20 | 235 |
| Tom Funchess | Boston Patriots | 2 | 32 |
| Sidney Ellis | Cincinnati Bengals | 6 | 160 |
| Doug Chatman | New York Giants | 7 | 180 |
| John Outlaw | Boston Patriots | 10 | 249 |
| Jim Holifield | New York Giants | 12 | 314 |
| Harold Jackson | Los Angeles Rams | 12 | 323 |
| James Jackson | Baltimore Colts | 12 | 324 |
| Edgar Whipps | Cleveland Browns | 14 | 374 |
| Cephus Jackson | Los Angeles Rams | 14 | 377 |
| Willie Turner | Washington Redskins | 16 | 419 |
| Jimmy Smith | Cincinnati Bengals | 17 | 462 |

## 1969

| | TEAM | RD | PICK |
|---|---|---|---|
| Jim Carr | Detroit Lions | 8 | 190 |
| Richard Harvey | Los Angeles Rams | 8 | 203 |
| Eugene Mosley | Minnesota Vikings | 15 | 381 |

## 1970

| | TEAM | RD | PICK |
|---|---|---|---|
| Rich Caster | New York Jets | 2 | 46 |
| Joe Stevens | Cincinnati Bengals | 4 | 85 |
| Narvel Chavers | Miami Dolphins | 8 | 185 |
| James Holland | Minnesota Vikings | 12 | 311 |

## 1971

| | TEAM | RD | PICK |
|---|---|---|---|
| Jerome Barkum | New York Jets | 1 | 9 |
| Rob Kelly | Pittsburgh Steelers | 7 | 168 |
| Edgar Hardy | San Francisco 49ers | 7 | 175 |
| Ed Wimberly | Chicago Bears | 11 | 272 |

## 1972

| | TEAM | RD | PICK |
|---|---|---|---|
| Hosea Minnieweather | Cincinnati Bengals | 15 | 366 |

## 1973

| | TEAM | RD | PICK |
|---|---|---|---|
| Leon Gray | Miami Dolphins | 3 | 78 |

## 1974

| | TEAM | RD | PICK |
|---|---|---|---|
| Don Reese | Miami Dolphins | 1 | 26 |
| Roscoe Word | New York Jets | 3 | 74 |
| John Ttae | New York Jets | 13 | 318 |

## 1975

| | TEAM | RD | PICK |
|---|---|---|---|
| Walter Payton | Chicago Bears | 1 | 4 |
| Robert Brazile | Houston Oilers | 1 | 6 |
| Rickey Young | San Diego Chargers | 7 | 164 |
| John Tate | New York Giants | 8 | 183 |
| Charles James | New York Jets | 10 | 249 |

## 1976

| | TEAM | RD | PICK |
|---|---|---|---|
| Jackie Slater | Los Angeles Rams | 3 | 86 |
| Joe Lowery | Buffalo Bills | 12 | 336 |

## 1977

| | TEAM | RD | PICK |
|---|---|---|---|
| Oaklay Dalton | New Orleans Saints | 12 | 315 |
| Terry Irvin | Cincinnati Bengals | 12 | 322 |

## 1978

| | TEAM | RD | PICK |
|---|---|---|---|
| Louis Bullard | Seattle Seahawks | 5 | 119 |
| Charles Williams | Philadelphia Eagles | 9 | 230 |
| Earl Bryant | Kansas City Chiefs | 10 | 251 |
| Rickey Patton | Atlanta Falcons | 10 | 257 |
| Larry Hardy | New Orleans Saints | 12 | 310 |

## 1979

| | TEAM | RD | PICK |
|---|---|---|---|
| Robert Hardy | Seattle Seahawks | 10 | 267 |
| Jeff Moore | Seattle Seahawks | 12 | 319 |

## 1980

| | TEAM | RD | PICK |
|---|---|---|---|
| Perry Harrington | Philadelphia Eagles | 2 | 53 |

## 1981

| | TEAM | RD | PICK |
|---|---|---|---|
| Larry Werts | Green Bay Packers | 8 | 200 |
| Buster Barnett | Buffalo Bills | 11 | 299 |

## 1982

| | TEAM | RD | PICK |
|---|---|---|---|
| Carl Powell | Washington Redskins | 3 | 61 |
| Larry Cowan | Miami Dolphins | 7 | 192 |

## 1983

| | TEAM | RD | PICK |
|---|---|---|---|
| Otis Brown | St. Louis Cardinals | 9 | 242 |
| Thomas Strauthers | Philadelphia Eagles | 10 | 258 |
| Larry White | Buffalo Bills | 11 | 293 |

## 1984

| | TEAM | RD | PICK |
|---|---|---|---|
| David Windham | New England Patriots | 9 | 251 |
| Tommy Norman | Atlanta Falcons | 11 | 287 |

## 1985

| | TEAM | RD | PICK |
|---|---|---|---|
| Chris Burkett | Buffalo Bills | 2 | 42 |

## 1986

| | TEAM | RD | PICK |
|---|---|---|---|
| Jackie Walker | Tampa Bay Buccaneers | 2 | 28 |
| Victor Hall | Denver Broncos | 10 | 271 |

## 1987

| | TEAM | RD | PICK |
|---|---|---|---|
| Leon Seals | Buffalo Bills | 4 | 109 |

## 1988

| | TEAM | RD | PICK |
|---|---|---|---|
| Houston Hoover | Atlanta Falcons | 6 | 140 |
| Deatrich Wise | Seattle Seahawks | 9 | 242 |
| Albert Goss | New York Jets | 12 | 314 |

## 1989

| | TEAM | RD | PICK |
|---|---|---|---|
| Lewis Tillman | New York Giants | 4 | 93 |
| Charles Jackson | Oakland Raiders | 10 | 262 |

## 1990

| | TEAM | RD | PICK |
|---|---|---|---|
| Darion Connor | Atlanta Falcons | 2 | 27 |
| Mike Wallace | Cleveland Browns | 10 | 268 |
| Ron Lewis | Oakland Raiders | 11 | 303 |

## 1991

| 1991 | TEAM | RD | PICK |
|---|---|---|---|
| Tim Barnett | Kansas City Chiefs | 3 | 77 |

## 1992

| | TEAM | RD | PICK |
|---|---|---|---|
| Jimmy Smith | Dallas Cowboys | 2 | 36 |
| Dietrich Lockridge | Denver Broncos | 8 | 208 |

## 1993

| | TEAM | RD | PICK |
|---|---|---|---|
| Lester Holmes | Philadelphia Eagles | 1 | 19 |
| Antonius Kimbrough | Denver Broncos | 7 | 182 |

## 1994

| | TEAM | RD | PICK |
|---|---|---|---|
| Fernando Smith | Minnesota Vikings | 2 | 55 |
| Marlo Perry | Buffalo Bills | 3 | 81 |

## 1996

| | TEAM | RD | PICK |
|---|---|---|---|
| Eric Austin | Tampa Bay Buccaneers | 4 | 104 |
| Gregory Spann | Jacksonville Jaguars | 7 | 228 |

## 1997

| | TEAM | RD | PICK |
|---|---|---|---|
| Sean Woodson | Buffalo Bills | 5 | 153 |

## 1998

| | TEAM | RD | PICK |
|---|---|---|---|
| Toby Myles | New York Giants | 5 | 147 |
| Corey Bradford | Green Bay Packers | 5 | 150 |

## 2000

| | TEAM | RD | PICK |
|---|---|---|---|
| Sylvester Morris | Kansas City Chiefs | 1 | 21 |
| Rashard Anderson | Carolina Panthers | 1 | 23 |
| Eric Chandler | Cleveland Browns | 7 | 209 |
| Leroy Fields | Denver Broncos | 7 | 246 |

## 2008

| | TEAM | RD | PICK |
|---|---|---|---|
| Jaymar Johnson | Minnesota Vikings | 6 | 193 |

## 2022

| | TEAM | RD | PICK |
|---|---|---|---|
| James Houston | Detroit Lions | 6 | 217 |

# JACKSON STATE IN THE NFL DRAFT [ROUND]

## 2023

| | TEAM | RD | PICK |
|---|---|---|---|
| Isaiah Bolden | New England Patriots | 7 | 245 |

## 2025

| | TEAM | RD | PICK |
|---|---|---|---|
| Travis Hunter | Jacksonville Jaguars | 1 | 2 |
| Shedeur Sanders | Cleveland Browns | 5 | 144 |

## 2026

| | TEAM | RD | PICK |
|---|---|---|---|
| Kevin Coleman | Miami Dolphins | 5 | 177 |

# JACKSON STATE IN THE NFL [BY TEAM]

## ARIZONA CARDINALS

| | |
|---|---|
| Benard, Marcus | 2013-2014 |
| Holmes, Lester | 1998-2000 |

## ATLANTA FALCONS

| | |
|---|---|
| Connor, Darion | 1990-1993 |
| Hilton, Roy | 1975 |
| Hoover, Houston | 1988-1992 |
| Hughes, Bob | 1967, 1969 |
| Patton, Ricky | 1978-1979 |
| Stamps, Sylvester | 1984-1988 |

## BALTIMORE COLTS

| | |
|---|---|
| Hilton, Roy | 1965-1973 |
| Richardson, Willie | 1963-1969, 1971 |

## BALTIMORE RAVENS

| | |
|---|---|
| Smith, Fernando | 1999 |

## BOSTON PATRIOTS

| | |
|---|---|
| Funchess, Tom | 1968-1970 |
| Outlaw, John | 1969-1970 |
| Richardson, Tom | 1969-1970 |

## BUFFALO BILLS

| | |
|---|---|
| Barnett, Buster | 1981-1984 |
| Burkett, Chris | 1985-1989 |
| Perry, Marlo | 1994-1999 |
| Seals, Leon | 1987-1991 |
| Word, Roscoe | 1976 |

## CAROLINA PANTHERS

| | |
|---|---|
| Anderson, Rashard | 2000-2001 |
| Connor, Darion | 1995 |

## CHICAGO BEARS

| | |
|---|---|
| Payton, Walter | 1975-1987 |
| Pride, Dan | 1968-1969 |
| Tillman, Lewis | 1994-1995 |
| Zanders, Emanuel | 1981 |

## CINCINNATI BENGALS

| | |
|---|---|
| Bacon, Coy | 1976-1977 |
| Coleman, Al | 1969-1971 |
| Thomas, Lee | 1973 |

## CLEVELAND BROWNS

| | |
|---|---|
| Baldwin, Daylen | 2022 |
| Benard, Marcus | 2009-2011 |
| Hoover, Houston | 1993 |
| Houston, James | 2024 |
| Myles, Toby | 2001 |
| Richardson, Ernie | 1974 |
| Richardson, Gloster | 1972-1974 |
| Sanders, Shedeur | 2025- |

## DALLAS COWBOYS

| | |
|---|---|
| Gordon, Cletis | 2009 |
| Houston, Bill | 1974 |
| Richadrson, Gloster | 1971 |
| Simmons, Cleo | 1983 |
| Smith, Jimmy | 1992 |

## DETROIT LIONS

| | |
|---|---|
| Barney, Lem | 1967-1977 |
| Bradford, Corey | 2006 |
| Greer, Al | 1963 |
| Houston, James | 2022-2024 |
| Mobley, Stacey | 1989 |
| Payton, Eddie | 1977 |
| Strauthers, Thomas | 1988 |

## DENVER BRONCOS

| | |
|---|---|
| Kimbrough, Tony | 1993-1994 |

## GREEN BAY PACKERS

| | |
|---|---|
| Bradford, Corey | 1998-2001 |
| James, Claudis | 1967-1968 |
| McJulien, Paul | 1991-1992 |
| Patton, Ricky | 1979 |

## HOUSTON OILERS

| | |
|---|---|
| Brazile, Robert | 1975-1984 |
| Caster, Rich | 1978-1980 |
| Funchess, Tom | 1971-1973 |
| Gray, Leon | 1979-1981 |
| Hayes, Jim | 1965-1966 |
| Perry, Vernon | 1979-1982 |

## HOUSTON TEXANS

| | |
|---|---|
| Bradford, Corey | 2002-2005 |

## JACKSONVILLE JAGUARS

| | |
|---|---|
| Hunter, Travis | 2025- |
| Smith, Fernando | 1998 |
| Smith, Jimmy | 1995-2005 |

## KANSAS CITY CHIEFS

| | |
|---|---|
| Barnett, Tim | 1991-1993 |
| Harvey, James | 1987-1988 |
| Morris, Sylvester | 2000 |
| Richardson, Gloster | 1967-1970 |

## LOS ANGELES RAMS

| | |
|---|---|
| Bacon, Coy | 1968-1972 |
| Jackson, Harold | 1968, 1973-1977 |
| McJulien, Paul | 1993 |
| Mobley, Stacey | 1987 |
| Molden, Frank | 1965 |
| Phillips, Rod | 1975-1978 |
| Slater, Jackie | 1976-1994 |

## MIAMI DOLPHINS

| | |
|---|---|
| Cowan, Larry | 1982 |
| Funchess, Tom | 1974 |
| Hoover, Houston | 1994 |
| Reese, Don | 1974-1976 |
| Richardson, Willie | 1970 |

## MINNESOTA VIKINGS

| | |
|---|---|
| Coleman, Al | 1967 |
| Jackson, Harold | 1982 |
| Johnson, Jaymar | 2009 |
| Molden, Fred | 1987 |
| Moore, Leonard | 1987 |
| Payton, Eddie | 1980 |
| Smith, Fernando | 1994-1997, 2000 |
| Strauthers, Thomas | 1989-1991 |
| Young, Rickey | 1978-1983 |

## NEW ENGLAND PATRIOTS

| | |
|---|---|
| Bolden, Isaiah | 2024 |
| Cowan, Larry | 1982 |
| Gray, Leon | 1973-1978 |
| Jackson, Harold | 1978-1981 |
| Outlaw, John | 1971-1972 |

## NEW ORLEANS SAINTS

| | |
|---|---|
| Caster, Rich | 1981 |
| Connor, Darion | 1994 |
| Dalton, Oakley | 1977 |
| Gray, Leon | 1982-1983 |
| Hardy, Larry | 1978-1985 |
| Harvey, Richard | 1971 |
| Marshall, James | 1980 |
| Perry, Vernon | 1983 |
| Reese, Don | 1978-1980 |
| Zanders, Emanuel | 1974-1980 |

## NEW YORK GIANTS

| | |
|---|---|
| Carr, Reggie | 1987 |
| Hilton, Roy | 1974 |
| Holifield, Jim | 1969 |
| Johnson, D.J. | 2009-2010 |
| Molden, Frank | 1969 |
| Myles, Toby | 1999 |
| Sutton, Frank | 1987 |
| Tate, John | 1976 |
| Tillman, Lewis | 1989-1993 |
| Word, Roscoe | 1976 |

## NEW YORK JETS

| | |
|---|---|
| Barkum, Jerome | 1972-1983 |
| Biggs, Verlon | 1965-1970 |
| Burkett, Chris | 1989-1993 |
| Caster, Rich | 1970-1977 |
| Willis, Ladell | 1987 |
| Ward, Roscoe | 1974-1976 |

# JACKSON STATE IN THE NFL [BY TEAM]

## OAKLAND RAIDERS

| | |
|---|---|
| Holmes, Lester | 1997 |
| Myles, Toby | 2001 |

## PHILADELPHIA EAGLES

| | |
|---|---|
| Coleman, Al | 1972-1973 |
| Connor, Darion | 1996-1997 |
| Harrington. Perry | 1980-1983 |
| Harvey, Richard | 1970 |
| Holmes, Lester | 1993-1996 |
| Jackson, Harold | 1969-1972 |
| Molden, Frank | 1968 |
| Outlaw, John | 1973-1978 |
| Reed, Taft | 1967 |
| Seals, Leon | 1991 |
| Strauthers, Thomas | 1983-1986 |
| Williams, Charles | 1978 |

## PITTSBURGH STEELERS

| | |
|---|---|
| Curry, Roy | 1963 |
| McGee, Ben | 1964-1972 |

## SAN DIEGO CHARGERS

| | |
|---|---|
| Bacon, Coy | 1973-1975 |
| Bennett, Roy | 1988-1989 |
| Duncan, Speedy | 1964-1970 |
| Gordon, Cletis | 2006-2008 |
| Reese, Don | 1981 |
| Thomas, Lee | 1971-1972 |
| Young, Rickey | 1975-1977 |

## SAN FRANCISCO 49ERS

| | |
|---|---|
| Hardy, Ed | 1973 |
| Moore, Jeff | 1982-1983 |
| Patton, Ricky | 1980-1982 |

## SEATTLE SEAHAWKS

| | |
|---|---|
| Bullard, Louis | 1978-1980 |
| Hardy, Robert | 1979-1982 |
| Jackson, Harold | 1983 |
| Jones, Mike | 1977 |
| Moore, Jeff | 1979-1981 |

## ST. LOUIS CARDINALS

| | |
|---|---|
| Harrington, Perry | 1984-1985 |
| Phillips, Rod | 1979-1980 |

## ST. LOUIS RAMS

| | |
|---|---|
| Slater, Jackie | 1995 |
| Smith, Fernando | 2000 |

## TAMPA BAY BUCCANEERS

| | |
|---|---|
| Austin, Eric | 1996 |
| Franklin, Larry | 1978 |
| Stamps, Sylvester | 1989 |
| Staten, Robert | 1996 |
| Walker, Jackie | 1986-1989 |
| Word, Roscoe | 1976 |

## TENNESSEE TITANS

| | |
|---|---|
| Richardson, Rico | 2014-2015 |

## WASHINGTON COMMANDERS

| | |
|---|---|
| McDaniel, Robert | 2025- |

## WASHINGTON REDSKINS

| | |
|---|---|
| Bacon, Coy | 1978-1981 |
| Biggs, Verlon | 1971-1974 |
| Caster, Rich | 1981-1982 |
| Curtis, Bobby | 1987 |
| Duncan, Speedy | 1971-1973 |
| Johnson, D.J. | 2012 |
| Martin, Steve | 1982 |
| Moore, Jeff | 1984 |
| Windham, Dave | 1987 |

# ALL-AMERICAN HONORS

## AFCA

| | |
|---|---|
| Ivory, QUincy | (2025, DL) |

## ASSOCIATED PRESS

| | |
|---|---|
| Baeza, Gerardo | (2024, PK) |
| Brown, Tyler | (2022, OL) |
| Houston, James | (2021, DL) |
| Miller, Aubrey | (2022, DL) |
| Terrell Jr., Travis | (2024, AP) |

## ASSOCIATE PRESS LITTLE AA

| | |
|---|---|
| Barkum, Jerome | (1971, WR) |
| Richardson, Willie | (1962, WR) |

## BOXTOROW (HBCU AA)

| | |
|---|---|
| Arthur, Jordan | (2013, OL) |
| Cox, Qua | (2012, DB) |
| Cox, Qua | (2013, DB) |
| Jones, Javancy | (2015, DL) |
| LeBeau, Joseph | (2011, DL) |
| LeBeau, Joseph | (2012, DL) |
| Mulligan, Irv | (2024, RB) |
| Nobles, Joshua | (2024, DL) |
| Richardson, Rico | (2012), WR) |
| Rollins, Renty | (2011, TE) |
| Therriault, Casey | (2011, QB) |
| Townes-Blue, D'Andre | (2024, OL) |
| Wiggins, Ke'Vric | (2024, DB) |
| Ivory, Quincy | (2025, DL) |
| Miller, Ahmad | (2025, RB) |
| Pulliam, Reid | (2025, LB) |
| Townes-Blue, D'Andre | (2025, OL) |
| Williams Jr., Brian | (2025, OL) |

## DIVISION I-AA ALL-AMERICAN

| | |
|---|---|
| Chandler, Eric | (1999, DL) |
| Connor, Darion | (1989, LB) |
| Evans, Otha | (1996, LB) |
| Heath, Harold | (1991, TE) |
| Holmes, Lester | (1992, OL) |
| Lockridge, Deitrich | (1991, OL |
| Morehouse, Isaac | (1991, DB) |
| Morris, Sylvester | (1999, WR) |
| Smith, Fernando | (1993, LB) |
| Woodson, Sean | (1996, DB) |
| Wright, Destry | (1999, RB) |

## FCS ALL-AMERICAN

| | |
|---|---|
| Henry, Evan | (2024, OL) |
| Mulligan, Irv | (2024, RB) |
| Terrell Jr., Travis | (2024, AP) |
| Williams, Jeremiah | (2024, DL) |

## FCS FOOTBALL CENTRAL

| | |
|---|---|
| Henry, Evan | (2024, OL) |
| Mulligan, Irv | (2024, RB) |
| Terrell Jr., Travis | (2024, AP) |
| Williams, Jeremiah | (2024, DL) |
| Ivory, Quincy | (2025, DL) |
| Williams, Jeremiah | (2025, DL) |
| Williams Jr., Brian (Freshman) | (2025, OL) |

## FCS FB CENTRAL FRESHMAN

| | |
|---|---|
| Terrell Jr., Travis | (2024, AP) |

## FCS STATS PERFORM

| | |
|---|---|
| Mulligan, Irv | (2024, RB) |
| Terrell Jr., Travis (Freshman) | (2024, AP) |
| Ivory, Quincy | (2025, DL) |
| Williams Jr., Brian (Freshman) | (2025, OL) |

## CHEVY MUTUAL BLACK AA

| | |
|---|---|
| Brazile, Robert | (1974, LB) |
| Brazile, Robert | (1975, LB) |
| Bullard, Louis | (OL, 1977) |
| Patton, Ricky | (1977, RB) |
| Payton, Walter | (1973, RB) |
| Payton, Walter | (1974, RB) |
| Payton, Walter | (1975, RB) |
| Sherrod, Leon | (1976, WR) |
| Williams. Charles | (1977, CB) |

## PITTSBURGH COURIER

| | |
|---|---|
| Jackson, Harold | (1967, WR) |

## SHERIDAN ALL-AMERICAN

| | |
|---|---|
| Ayozie, Ike | (1998, --) |
| Bliss, Isaiah | (1992, TE) |
| Brown, Tim | (1989, OL) |
| Cowan, Larry | (1981, RB) |
| Davis, Charles Ray | (1991, LB) |
| Deising, Ryan | (PK, 2015) |
| Field, Michael | (1981, G) |
| Harrington,Perry | (1979, RB) |
| Holmes, Lester | (1992, OL) |
| Jones, Javancy | (2015, DL) |
| Jones, Javancy | (2016, DL) |
| LeBeau, Joseph | (2012, DL) |
| McCrae, Fred | (1989, --) |
| Nelson, Picasso | (1995, DB) |
| Perry, Mario | (1992, LB) |
| Rice, Tom | (1980, C) |
| Richardson, Rico | (2012, WR) |
| Werts, Larry | (1980, G) |

# PLAYERS OF THE YEAR

## BOXTOROW (DEFENSIVE)

| | |
|---|---|
| Speaks, Marcellus | (2008, DL) |
| Miller Jr., Aubrey | (2022, LB) |

## BOXTOROW (NEWCOMER)

| | |
|---|---|
| Therriault, Casey | (2010, QB) |

## BOXTOROW (OFFENSIVE)

| | |
|---|---|
| Sanders, Shedeur | (2022, QB) |

## BOXTOROW (PLAYER)

| | |
|---|---|
| Therriault, Casey | (2011, QB) |

## BOXTOROW (ROOKIE)

| | |
|---|---|
| Terrell Jr., Travis | (2024, AP) |

## CHEVY MUTUAL

| | |
|---|---|
| Payton, Walter | (1973, RB) |
| Payton, Walter | (1974, RB) |

## PHIL STEELE (FRESHMAN)

| | |
|---|---|
| Terrell Jr., Travis | (2024, AP) |

## PHIL STEELE (SPECIALIST)

| | |
|---|---|
| Terrell Jr., Travis | (2024, AP) |

## SWAC (DEFENSIVE)

| | |
|---|---|
| Griffin, Jessie | (1977, LB) |
| Werts, Larry | (1980, LB) |
| Kirksey, Mario | (1982, LB) |
| Walker, Jackie | (1985, LB) |
| Dent, Kevin | (1986, DB) |
| Lloyd, Andre | (1987, LB) |
| Dent Kevin | (1988, DB) |
| Woodson, Sean | (1996, DB) |
| Connor, Darion | (1989, LB) |
| Head, Tommy | (1999, LB) |
| Speaks, Marcellus | (2008, DL) |
| Hampton, Keonte | (2019, LB) |
| Miller Jr., Aubrey | (2022, LB) |
| Ivory, Quincy | (2025, DL) |

## SWAC (FRESHMAN)

| | |
|---|---|
| Perry, Marlo | (1990, LB) |
| Ross, Terry | (2002, WR) |
| Jones, Javancy | (2013, DL) |
| Sanders, Shedeur | (2021, QB) |
| Terrell Jr., Travis | (2024, RB) |

## SWAC (NEWCOMER)

| | |
|---|---|
| Jones, Daryl | (1985, RB) |
| Ayozie, Ike | (1989, K) |
| Nelson, Picasso | (1995, LB) |
| Bradford, Corey | (1997, WR) |
| Kent, Robert | (2000, QB) |
| Therriault, Casey | (2010, QB) |
| LeBeau, Joseph | (2011, DE) |

## SWAC (OFFENSIVE)

| | |
|---|---|
| Collins, Sylvester | (1971, QB) |
| Harrington, Perry | (1979, RB) |
| Tillman, Lewis | (1987, RB) |
| Tillman, Lewis | (1988, RB) |
| Morris, Sylvester | (1998, WR) |
| Therriault, Casey | (2011, QB) |
| Richardson, Rico | (2012, WR) |
| Sanders, Shedeur | (2022, QB) |
| Mulligan, Irv | (2024, RB) |

## SWAC (PLAYER)

| | |
|---|---|
| Payton, Walter | (1973, RB) |

## BUCK BUCHANAN FINALIST

| | |
|---|---|
| Ivory, Quincy | (2025, DL) |

## DEACON JONES AWARD

| | |
|---|---|
| Sanders, Shedeur | (2022, QB) |

## HBCU POY FINALIST

| | |
|---|---|
| Ivory, Quincy | (2025, DL) |

## HBCU+ WATCH LIST

| | |
|---|---|
| McCray, Fabian | (2024, WR) |
| Mulligan, Irv | (2024, RB) |

## JERRY RICE AWARD

| | |
|---|---|
| Sanders, Shedeur | (2021, QB) |

## JERRY RICE FINALIST

| | |
|---|---|
| Hunter, Travis | (2022, DB) |
| Terrell Jr., Travis | (2024, AP) |

## PRO FOOTBALL HALL OF FAME



**LEM BARNEY**
Class of 1992
11 seasons | 7 Pro Bowls



**WALTER PAYTON**
Class of 1993
16,726 rushing yards | 125 TDs



**JACKIE SLATER**
Class of 2001
20 seasons | 7 Pro Bowls



**ROBERT BRAZILE**
Class of 2018
10 seasons | 7 Pro Bowls

## BLACK COLLEGE FOOTBALL HALL OF FAME



**WALTER PAYTON**
Running Back
Class of 2010



**LEM BARNEY**
Defensive Back
Class of 2011



**WILLIE RICHARDSON**
Class of 2012
Wide Receiver



**JACKIE SLATER**
Class of 2013
Offensive Line



**W.C. GORDEN**
Head Coach
Class of 2014



**ROBERT BRAZILE**
Linebacker
Class of 2014



**HAROLD JACKSON**
Class of 2017
Wide Receiver



**KEVIN DENT**
Class of 2024
Defensive Back



**JIMMY SMITH**
Class of 2024
Wide Receiver


RECORDS

# JACKSON STATE FOOTBALL RECORDS

## RUSHING YARDS
**Game:** 345, Williams Arnold vs. Texas Southern, 1993
**Season:** 1,644, Destry Wright, 1999
**Career:** 4,050, Destry Wright, 1997-99

## TOTAL OFFENSE
**Game:** 568, Robert Kent vs. NC A&T, 2002
**Season:** 3,824, Robert Kent, 2001
**Career:** 12,565, Robert Kent, 2000-03

## PASSES ATTEMPTED
**Game:** 53, Robert Kent vs. NC A&T, 2002
**Season:**453, Robert Kent, 2001
**Career:** 1,539, Robert Kent, 2000-03

## PASSES COMPLETED
**Game:** 41, Robert Kent vs. NC A&T, 2002
**Season:** 344, Shedeur Sanders, 2022
**Career:** 825, Robert Kent, 2000-03

## PASSING YARDS
**Game:** 585, Robert Kent vs. Alabama State, 2001
**Season:** 3,791, Casey Therriault, 2011
**Career:** 11,797, Robert Kent, 2000-03

## TOUCHDOWN PASSES
**Game:** 7, Mark Washington, at Grambling, 1998
**Season:** 40, Shedeur Sanders, 2022
**Career:** 104, Robert Kent, 2000-03

## PASSES CAUGHT
**Game:**14, TC Taylor, vs. Alabama State, 2001
**Season:** 84, TC Taylor, 2001
**Career:** 183, Dan Williams, 2013-16

## RECEIVING YARDS
**Game:** 235, Rico Richardson, vs. Texas Southern, 2011
**Season:** 1,286, Sylvester Morris, 1999
**Career:** 3,616, Willie Richardson, 1950-52

## TOUUCHDOWN RECEPTIONS
**Game:** 5, Sylvester Morris, vs. Grambling State, 1998
**Season:** 17, Sylvester Morris, 1998
**Career:** 36, Willie Richardson, 1950-52

## TOUCHDOWNS SCORED
**Game:** 7, Walter Payton, vs. Lane, 1972
**Season:** 24, Walter Payton, 1973
**Career:** 56, Walter Payton, 1971-74

## POINTS SCORED
**Game:** 42, Walter Payton, vs. Lane, 1972
**Season:** 180, Walter Payton, 1973
**Career:** 464, Walter Payton, 1971-74

## INTERCEPTIONS
**Game:** 5, Karl Johnson vs. Grambling State, 1962
**Season:** 11, Lem Barney, 1966
**Season:** 11, Richard Harvey, 1968
**Season:** 11, Anthony Young, 1978
**Career:** 26, Lem Barney, 1964-66

## INTERCEPTION / TDs
4, Robert Turner, 1990 (career)

## PUNT RETURN YARDS
459, Daryl Jones, 1966

## KICKOFF RETURN AVERAGE
36.9, Isaiah Bolden, 2021

## RETURN YARDS (KICKOFFS)
709, Torrey Thigpen, 2000

## FIELD GOALS
**Season:** 22, Gerardo Baeza, 2024
**Career:** 52, Ryan Deising, 2012-15

## LONGEST FIELD GOAL MADE
**Season:** 50, Eric Perri, 2007 vs. Tennessee State
**Season:** 50, Ryan Deising, 2014 vs. Prairie View A&M

## LONGEST FIELD GOAL ATT
53, Vernon Perry, 1975 vs. Texas Southern

## EXTRA POINTS
**Season:** 58, Gerardo Baeza, 2024
**Career:** 104, Gerardo Baeza, 2022-25

## CONSECUTIVE EXTRA PTS
**Season:** 49, Gerardo Baeza, 2024

## MOST PUNTS
**Season:** 87, Fred McCrae, 1987
**Career:** 270, Fred McCrae, 1987-90

## PUNTING YARDS
**Season:** 3,385, Fred McCrae, 1987
**Career:** 10,550, Fred McCrae, 1987-90

# JACKSON STATE FOOTBALL RECORDS

## PASSING YARDS

| | Year | Player | Yards |
|---|---|---|---|
| 1. | 2011 | Casey Therriault | 3,808 |
| 2. | 2022 | Shedeur Sanders | 3,752 |
| 3. | 2001 | Robert Kent | 3,640 |
| 4. | 2010 | Casey Therriault | 3,436 |
| 5. | 2002 | Robert Kent | 3,374 |
| 6. | 2021 | Shedeur Sanders | 3,231 |
| 6. | 2014 | LaMontiez Ivy | 3,209 |
| 8. | 1990 | Shawn Gregory | 2,870 |
| 9. | 1999 | Mark Washington | 2,786 |
| 10. | 1996 | Grailyn Pratt | 2,600 |

## PASSING COMPLETIONS

| | Year | Player | Completions |
|---|---|---|---|
| 1. | 2022 | Shedeur Sanders | 344 |
| 2. | 2011 | Casey Therriault | 272 |
| | 2021 | Shedeur Sanders | 272 |
| 4. | 2014 | LaMontiez Ivy | 270 |
| 5. | 2010 | Casey Therriault | 255 |
| 6. | 2001 | Robert Kent | 245 |
| 7. | 2002 | Robert Kent | 231 |
| 8. | 1996 | Grailyn Pratt | 202 |
| 9. | 1995 | Grailyn Pratt | 191 |
| 10. | 2003 | Robert Kent | 184 |

## TOUCHDOWN PASSES

| | Year | Player | Touchdowns |
|---|---|---|---|
| 1. | 2022 | Shedeur Sanders | 40 |
| 2. | 2001 | Robert Kent | 31 |
| | 2002 | Robert Kent | 31 |
| | 2010 | Casey Theriault | 31 |
| 5. | 2021 | Shedeur Sanders | 30 |
| 6. | 1999 | Mark Washington | 29 |
| | 2021 | Shedeur Sanders | 29 |
| | 2000 | Robert Kent | 27 |
| | 2011 | Casey Theriault | 27 |
| 10. | 1998 | Mark Washington | 26 |

## COMPLETION PERCENTAGE

| | Year | Player | Percentage |
|---|---|---|---|
| 1. | 2022 | Shedeur Sanders | 70.5 |
| 2. | 2025 | Jared Lockhart | 67.3 |
| 3. | 2021 | Shedeur Sanders | 65.9 |
| 4. | 2014 | LaMontiez Ivy | 64.0 |
| 5. | 2024 | JaCobian Morgan | 63.7 |
| 6. | 2023 | Jason Brown | 63.6 |
| 7. | 2025 | JaCobian Morgan | 60.1 |
| 8. | 2010 | Casey Therriault | 58.4 |
| 9. | 2007 | Jimmy Oliver | 58.0 |
| 10. | 2008 | Trae Rutland | 56.9 |

## RECEPTIONS

| | Year | Player | Receptions |
|---|---|---|---|
| 1. | 2001 | T. C. Taylor | 84 |
| 2. | 2014 | Daniel Williams | 73 |
| 3. | 1999 | Sylvester Morris | 69 |
| | 2021 | Keith Corbin | 69 |
| 5. | 1988 | Ron Lewis | 67 |
| 6. | 2002 | Tim Manning | 66 |
| | 2022 | Shane Hooks | 66 |
| 8. | 2022 | Dallas Daniels | 63 |
| 9. | 1998 | Sylvester Morris | 62 |
| 10. | 2012 | Rico Richardson | 60 |

## RECEIVING YARDS

| | Year | Player | Yards |
|---|---|---|---|
| 1. | 1999 | Sylvester Morris | 1,286 |
| 2. | 1998 | Sylvester Morris | 1,258 |
| 3. | 2001 | T. C. Taylor | 1,234 |
| 4. | 1960 | Willie Richardson | 1,227 |
| 5. | 2012 | Rico Richardson | 1,153 |
| 6. | 2002 | Tim Manning | 1,077 |
| 7. | 2013 | Zach Pendleton | 1,067 |
| 8. | 2014 | Daniel Williams | 1,004 |
| 9. | 1989 | Ron Lewis | 945 |
| 10. | 1997 | Corey Bradford | 937 |

## TOUCHDOWN RECEPTIONS

| | Year | Player | Touchdowns |
|---|---|---|---|
| 1. | 1998 | Sylvester Morris | 17 |
| 2. | 1999 | Sylvester Morris | 13 |
| 3 | 2021 | Malachi Wideman | 12 |
| 4. | 2024 | Joanes Fortilien | 11 |
| | 2012 | Rico Richardson | 11 |
| | 2001 | T. C. Taylor | 11 |
| | 1962 | Willie Richardson | 11 |
| | 1966 | Harold Jackson | 11 |
| 9. | 1959 | Willie Richardson | 10 |
| | 1971 | Jerome Barkum | 10 |
| | 2013 | Zach Pendleton | 10 |
| | 2022 | Shane Hooks | 10 |

## RUSHING

| | Year | Player | Yards |
|---|---|---|---|
| 1. | 1999 | Destry Wright | 1,644 |
| 2. | 1998 | Destry Wright | 1,528 |
| 3. | 1987 | Lewis Tillman | 1,474 |
| 4. | 1988 | Lewis Tillman | 1,436 |
| 5. | 1992 | James Johnson | 1,327 |
| 6. | 2024 | Irv Mulligan | 1,245 |
| 7. | 1994 | William Arnold | 1,191 |
| 8. | 2022 | Sy'veon Wilkerson | 1,152 |
| 9. | 1973 | Walter Payton | 1,139 |
| 10. | 1978 | Perry Harrington | 1,105 |

## INTERCEPTIONS

| | Year | Player | Interceptions |
|---|---|---|---|
| 1. | 1966 | Lem Barney | 11 |
| | 1968 | Richard Harvey | 11 |
| | 1978 | Anthony Richards | 11 |
| 4. | 1986 | Kevin Dent | 10 |
| 5. | 1965 | Lem Barney | 9 |
| | 1967 | Richard Harvey | 9 |
| | 1974 | Robert Brazile | 9 |
| | 1990 | Robert Turner | 9 |
| 9. | 1995 | Picasso Nelson | 8 |
| | 1996 | Sean Woodson | 8 |

## PUNTING AVERAGE

| | Year | Player | Average |
|---|---|---|---|
| 1. | 2023 | Matt Noll | 44.3 |
| 2. | 1972 | Raymond Keys | 43.2 |
| 3. | 2024 | Matt Noll | 42.5 |
| | 1966 | Lem Barney | 42.5 |
| 5. | 1973 | Raymond Keys | 42.1 |
| 6. | 2013 | Darcy Williamson | 41.9 |
| 7. | 1989 | Fred McRae | 41.8 |
| 8. | 1965 | Lem Barney | 41.7 |
| 9. | 1996 | Cedric Dunbar | 41.4 |
| 10. | 1990 | Fred McRae | 41.2 |

## FIELD GOALS

| | Year | Player | Field Goals |
|---|---|---|---|
| 1. | 2024 | Gerardo Baeza | 22 |
| 2. | 2014 | Ryan Deising | 18 |
| 3. | 2007 | Eric Perri | 17 |
| 4. | 2008 | Eric Perri | 13 |
| 5. | 2009 | Eric Perri | 12 |
| | 1996 | Adam Harris | 12 |
| | 1983 | Eric Dozier | 12 |
| | 1990 | Ike Ayozie | 12 |
| | 2022 | Alejandro Mata | 12 |

## SCORING

| | Year | Player | Points |
|---|---|---|---|
| 1. | 1973 | Walter Payton | 160 |
| 2. | 2024 | Gerardo Baeza | 124 |
| 3. | 1974 | Walter Payton | 123 |
| 4. | 1972 | Walter Payton | 117 |
| 5. | 1998 | Sylvester Morris | 106 |
| 6. | 1999 | Sylvester Morris | 90 |
| | 1999 | Destry Wright | 90 |
| | 1992 | James Johnson | 90 |
| 9. | 2007 | Eric Perri | 88 |
| 10. | 1990 | Ike Ayozie | 87 |

# THE LAST TIME

## INDIVIDUAL

### OFFENSE

**300+ Yards Passing**
Jacobian Morgan [314] vs. Alabama A&M [10.4.2025]

**400+ Yards Passing**
Shedeur Sanders [438] vs. MVSU [9.24.2022]

**Three [3] Passing Touchdowns**
Jacobian Morgan [3] vs. UAPB [11.2.2024]

**Four [4] Passing Touchdowns**
JaCobian Morgan [4] vs. Alabama A&M [10.4.2025]

**Five [5] Passing Touchdowns**
Jacobian Morgan [5] vs. Alabama State [10.18.2025]

**10+ Receptions**
Dallas Daniels [10] vs. MVSU [9.24.2022]

**100 Yards Receiving**
Nate Rembert [100] vs. Alcorn State [11.22.2025]

**200+ Yards Receiving**
Rico Richardson [235] vs. Texas Southern [9.15.2012]

**3+ Receiving Touchdowns**
D.J. Stevens [3] at UAPB [10.28.2023]

**100 Yards Rushing**
Ahmad Miller [118] vs. Alcorn State [11.22.2025]

**200+ Yards Rushing**
Sy'veon Wilkerson [214] at Texas Southern [11.5.2022]

**3+ Rushing TDs**
Tommy Gooden [4] vs. Arkansas-Pine Bluff [10.5.2013]

### SPECIAL TEAMS

**3+ Field Goals in a Game**
Gerardo Baeza vs. Lane [9.7.2024]

**50+ yard Field Goal**
Ryan Deising (50) vs. Prairie View A&M [10.4.2014]

**50+ yard Punt**
Donovan Warren (62) vs. Hampton [8.30.2025]

**Punt Return For Touchdown**
Warren Newman [81 yards] vs. Tennessee St. [9.11.2021]

**Kickoff Return For Touchdown**
Travis Terrell Jr. [96 yards] vs. Alabama A&M [10.5.2024]

**Blocked Punt**
Bryson Moss at Texas Southern [9.28.2024]

**Blocked Field Goal**
Kazarius Bowie vs. Tuskegee [9.13.2025]

### DEFENSE

**10+ Tackles in a Game**
Reid Pulliam [14] vs. Prairie View A&M [12.6.25]

**3+ QB Sacks in a Game**
Justin Ragin [3.0] at Alcorn [11.19.2022]

**Fumble Return For Touchdown**
Phillip Webb [32 yards] vs. Florida A&M [10.19.2024]

**Interception Return for Touchdown**
B.J. Washington [82 yards] vs. Bethune-Cookman [11.15.2025]

## TEAM

**Shutout [Defense]**
Tuskegee [9.13.2025]

**Shutout [Offense]**
TCU [9.2.2017]

**25+ 1st Downs in a Game**
[29] at MVSU [11.8.2025]

**500 Yds Total Offense**
[534] at Southern [9.27.2025]

**600 Yds Total Offense**
[638] vs. Mississippi Valley State [9.24.2022]

**700 Yds Total Offense**
[704] vs. Alabama A&M [10.4.2025]

**300+ Rushing Yards**
[360] vs. Bethune-Cookman [11.15.2025]

**300+ Passing Yards**
[314] vs. Alabama A&M [10.4.2025]

**400+ Passing Yards**
[438] vs. Mississippi Valley State [9.24.2022]

**Scored 50-59 Points in a Game**
[57] vs. Alabama A&M [10.4.2025]

**Scored 60+ Points in a Game**
[66] vs.Grambling State [10.9.2021]

**Penalized 100+ Yds in a Game**
[135] at Florida A&M [11.1.2025]

**15+ Penalties in a Game**
[15] vs. Alcorn [11.18.2023]

**10+ QB sacks in a Game**
[10] vs. Alabama A&M [10.9.21]

**3+ Interceptions By**
[3] Mississippi Valley State [11.21.2023]


STADIUM
HISTORY
BLACK VOTERS MATTER
ACTION PAC

# MISSISSIPPI VETERANS MEMORIAL STADIUM






## ATTENDANCE FIGURES

### NCAA LEADERS (2025)

| Rk | Team | Total | Avg |
|---|---|---|---|
| 1 | Jackson State | 175,850 | 29,308 |
| 2 | Montana | 252,636 | 25,264 |
| 3 | Southern | 110,256 | 22,051 |
| 4 | Montana State | 216,090 | 21,609 |
| 5 | Norfolk State | 106,062 | 21,212 |
| 6 | Alabama State | 103,090 | 20,618 |
| 7 | Tarelton State | 163,913 | 20,489 |
| 8 | South Dakota State | 127,321 | 15,915 |
| 9 | Sacramento State | 92,805 | 15,468 |
| 10 | North Dakota State | 106,749 | 15,250 |
| 11 | Alabama A&M | 70,554 | 14,111 |
| 12 | Florida A&M | 70,466 | 14,903 |
| 13 | Holy Cross | 69,657 | 13,931 |
| 14 | South Carolina State | 63,509 | 12,702 |
| 15 | UTRGV | 87,774 | 12,539 |
| 16 | Yale | 74,386 | 12,398 |
| 17 | North Carolina A&T | 73,691 | 12,282 |
| 18 | UC Davis | 82,696 | 11,814 |
| 19 | North Dakota | 69,616 | 11,603 |
| 20 | Western Carolina | 65,920 | 10,987 |

## STADIUM INFORMATION

Mississippi Veterans Memorial Stadium is an outdoor football stadium in Jackson, Mississippi, United States. Mississippi Veterans Memorial Stadium has been the home stadium of the Jackson State Tigers football team since 1970. Originally known as War Veterans Memorial Stadium, it was later known as Hinds County War Memorial Stadium. It was redesigned and enlarged in 1960 and Ole Miss vs. Arkansas dedicated Mississippi Memorial Stadium in 1961 before a capacity crowd of 46,000. With political support from Ole Miss and Mississippi State and leadership from Ole Miss Athletics Director Warner Alford, Mississippi Memorial Stadium was enlarged to 62,500 in 1981 and on September 26, 1981 Ole Miss and Arkansas again dedicated the facility before 63,522.

As referenced, for many years Mississippi Memorial Stadium served as an alternate home stadium for the University of Mississippi and Mississippi State University, and occasionally the University of Southern Mississippi. From 1973 to 1990 the Egg Bowl was played there and from 1992 to 2013 it hosted the Mississippi High School Activities Association state championship football games. In addition to college and high school games it has hosted several National Football League (NFL) preseason games. The Stadium was renamed Mississippi Veterans Memorial Stadium in 1995. For many years, the stadium was the largest in the state until the University of Mississippi expanded its stadium in 2016.

Construction on the facility began in early 1949 and it opened in 1950 with a seating capacity of 21,000. By 1953 temporary seating had brought the capacity up to 25,000 and in 1961 the stadium was expanded to hold 46,000. Then in 1981 it underwent an expansion that brought total capacity to 62,512, although subsequent renovations dropped the current seating to the official 60,492 seats. In 1960 the state legislature took over control of the stadium and it remained under their supervision until 2011 when "operational, administrative and managing powers and duties" were transferred to Jackson State University.[8][9]

The stadium hosted its first football game on December 9, 1950, a contest between Holmes Junior College Bulldogs and the Kilgore College Rangers of Kilgore, Texas. A crowd of 18,000 saw Holmes fall to the visiting Rangers 32-12. The first Division I-A game took place on November 22, 1952, when Southern Mississippi defeated Louisville 55-26. Ole Miss first played their first game there on September 19, 1953, defeating Chattanooga 39-6, and on Halloween day of that same year, Mississippi State played there for the first time, suffering a 27–20 loss to Texas Tech.[1]

From the 1950s through the 1990s, Ole Miss (University of Mississippi), Mississippi State, and Southern Miss regularly played selected "home" games there, including "SEC doubleheader Saturdays" in which one school would host a conference opponent in the morning or afternoon and the other would host a conference opponent at night.[10] Notably, the annual Egg Bowl contests between Ole Miss and Mississippi State were held there from 1973 through the 1990 contest, after which the game returned to the two schools' respective campuses. Shortly after the 1980 expansion both Ole Miss and Mississippi State decided to enhance their on-campus facilities to develop the same home-field advantage of their fellow Southeastern Conference members, and gradually stopped playing games in Jackson altogether. The last game played there by an SEC school was a blowout win by Ole Miss over Division I-AA VMI in 1996.

The stadium was also host to the annual Capital City Classic between Jackson State and Alcorn State University, both of the Southwestern Athletic Conference, from 1993 to 2010. Starting in 2011 the game began to alternate between Veterans Memorial Stadium and Alcorn State's home field, Jack Spinks Stadium, in Lorman when The Braves exercised their right as the home to host the game on their campus. In a document published on the Alcorn State website University President M. Christopher Brown II and interim athletic director Dwayne White informally dubbed the game the "Soul Bowl".

In 2024, the stadium's atmosphere won the championship in the College Football Campus Tour Best FCS Stadium Invitational.


CONFERENCE
SWAC
SWAC

# COMPOSITE SCHEDULE

## 2025 FINAL STANDINGS

### EASTERN DIVISION

| | SWAC | Pct. | GB | Division | Overall | Pct. | Home | Away | Neutral | L10 | Streak |
|---|---|---|---|---|---|---|---|---|---|---|---|
| Jackson State | 7-1 | .875 | - | 5-0 | 9-3 | .750 | 5-1 | 3-1 | 1-1 | 8-2 | L1 |
| Alabama State | 7-1 | .875 | - | 4-1 | 10-2 | .833 | 5-0 | 3-2 | 2-0 | 9-1 | W5 |
| Bethune-Cookman | 5-3 | .625 | 2 | 3-2 | 6-6 | .500 | 4-0 | 1-6 | 1-0 | 6-4 | W1 |
| Florida A&M | 4-4 | .500 | 3 | 1-4 | 5-7 | .417 | 3-3 | 2-2 | 0-2 | 5-5 | L2 |
| Alabama A&M | 1-7 | .125 | 6 | 1-4 | 4-8 | .333 | 3-2 | 1-4 | 0-2 | 2-8 | L5 |
| Mississippi Valley St. | 1-7 | .125 | 6 | 1-4 | 2-10 | .167 | 2-4 | 0-5 | 0-1 | 2-8 | W1 |

### WESTERN DIVISION

| | SWAC | Pct. | GB | Division | Overall | Pct. | Home | Away | Neutral | L10 | Streak |
|---|---|---|---|---|---|---|---|---|---|---|---|
| Prairie View A&M | 7-1 | .875 | - | 5-0 | 10-4 | .714 | 4-2 | 5-1 | 2-0 | 8-2 | L1 |
| Texas Southern | 5-3 | .625 | 2 | 3-2 | 6-5 | .545 | 3-3 | 3-2 | 0-0 | 5-5 | W2 |
| Alcorn State | 4-4 | .500 | 3 | 3-2 | 5-7 | .417 | 4-1 | 1-5 | 0-1 | 5-5 | L1 |
| Grambling State | 4-4 | .500 | 3 | 1-4 | 7-5 | .583 | 4-1 | 1-2 | 2-2 | 6-4 | L2 |
| UAPB | 2-6 | .250 | 5 | 2-3 | 4-8 | .333 | 3-2 | 0-6 | 1-0 | 3-7 | L3 |
| Southern | 1-7 | .125 | 6 | 1-4 | 2-10 | .167 | 0-4 | 1-6 | 1-0 | 1-9 | W1 |

## 2025 ALL-CONFERENCE TEAMS

### INDIVIDUAL HONORS

Coach of the Year: Tremaine Jackson, Prairie View A&M
Offensive Player of the Year: Andrew Body, Alabama State
**Defensive Player of the Year: Quincy Ivory, Jackson State**
**Newcomer of the Year: Quincy Ivory, Jackson State**
co-Freshman of the Year: Chase Bingmon, Prairie View A&M
**co-Freshman of the Year: Jared Lockhart, Jackson State**

### FIRST TEAM

#### OFFENSE

Quarterback: Andrew Body, Alabama State
**Running Back: Ahmad Miller, Jackson State**
Running Back: Jaylen Jennings, Arkansas-Pine Bluff
Offensive Lineman: Cameron Smith, Alabama State
**Offensive Lineman: D'Andre Townes-Blue, Jackson State**
Offensive Lineman: Elijah Baker, Alabama State
**Offensive Lineman: Brian Williams Jr., Jackson State**
Offensive Lineman: Calvin McMillian, Prairie View A&M
Wide Receiver: Jalen Jones, Alabama State
Wide Receiver: Jyzaiah Rockwell, Prairie View A&M
Tight End: Travaunta Abner, Alabama A&M

#### DEFENSE

**Defensive Lineman: Quincy Ivory, Jackson State**
Defensive Lineman: Ckelby Givens, Southern
Defensive Lineman: Warren Robinson, Grambling State
Defensive Lineman: Bryce Cage, Grambling State
Linebacker: Stemarion Edwards, Alcorn State
Linebacker: Danarius Hilliard, Arkansas-Pine Bluff
**Linebacker: Reid Pulliam, Jackson State**
Defensive Back: Travor Randle, Prairie View A&M
Defensive Back: Ta'Shaun Sims, Alabama State
Defensive Back: Antwone Watts, Bethune-Cookman
Defensive Back: Markel Linzer, Grambling State

#### SPECIAL TEAMS

Place Kicker: Daniel Porto, Florida A&M
Punter: Max Tulen, Bethune-Cookman
Return Specialist: Javon Ross, Bethune-Cookman
Long Snapper: Cole Hash, Bethune-Cookman

### SECOND TEAM

#### OFFENSE

**Quarterback: JaCobian Morgan, Jackson State**
Running Back: Reggie Davis, Alcorn State
Running Back: Chase Bingmon, Prairie View A&M
**Offensive Lineman: Quaveon Davis, Jackson State**
Offensive Lineman: Jeremiah Frazier, Alabama State
Offensive Lineman: Christian Loving, Bethune-Cookman
Offensive Lineman: Cameran Rogers, Alcorn State
Offensive Lineman: Ashton Grable, Florida A&M
Wide Receiver: Maleek Huggins, Bethune-Cookman
**Wide Receiver: Nate Rembert, Jackson State**
Tight End: Travon Jones, Prairie View A&M

#### DEFENSE

Defensive Lineman: Malik Gucake, Prairie View A&M
**Defensive Lineman: Jeremiah Williams, Jackson State**
Defensive Lineman: Michael Akins, Texas Southern
Defensive Lineman: Eric Thomas Jr., Alcorn State
Linebacker: Jason Riles Jr., Florida A&M
Linebacker: Isaiah Bogerty, Texas Southern
Linebacker: Jalil Lenore, Alabama State
Defensive Back: Keane Lewis, Alabama State
**Defensive Back: Kam Sallis, Jackson State**
Defensive Back: Eric Zachery, Prairie View A&M
Defensive Back: Deonte Morris, Alabama State

#### SPECIAL TEAMS

Place Kicker: Marko Jovisic, Mississippi Valley State
Punter: Demetrion Duvall, Alcorn State
Return Specialist: Nehemiah Hixon, Alabama State
Long Snapper: Garrett Wilemon, Alabama State

## PRESEASON ALL-SWAC

### INDIVIDUAL AWARDS

Offensive Player of the Year: Andrew Body, Alabama State
**Defensive Player of the Year: Kam Sallis, Jackson State**

### FIRST TEAM

#### OFFENSE

Quarterback: Andrew Body, Alabama State
Running Back: Jaylen Jennings, Arkansas-Pine Bluff
Running Back: Chase Bingmon, Prairie View A&M
Offensive Lineman: Elijah Baker, Alabama State
Offensive Lineman: Calvin McMillian, Prairie View A&M
**Offensive Lineman: Quaveon Davis, Jackson State**
Offensive Lineman: Christian Loving, Bethune-Cookman
Offensive Lineman: Cameran Rogers, Alcorn State
**Wide Receiver: Nate Rembert, Jackson State**
Wide Receiver: D'Avery Robinson, Arkansas-Pine Bluff
Tight End: Travon Jones, Prairie View A&M

#### DEFENSE

Defensive Lineman: Malik Gucake, Prairie View A&M
Defensive Lineman: Eric Thomas Jr., Alcorn State
Defensive Lineman: Arenza Davis, Alabama A&M
Defensive Lineman: Michael Joiner Jr., Alabama State
Linebacker: Danarius Hilliard, Arkansas-Pine Bluff
Linebacker: Wyatt Wright, Alabama A&M
Linebacker: Tobias Hinton, Alcorn State
Defensive Back: Ta'Shaun Sims, Alabama State
**Defensive Back: Kam Sallis, Jackson State**
Defensive Back: Eric Zachery, Prairie View A&M
Defensive Back: Herman Brister III, Southern

#### SPECIAL TEAMS

Place Kicker: David Faulk, Alabama A&M
Punter: Demetrion Duvall, Alcorn State
Return Specialist: Nehemiah Hixon, Alabama State
Long Snapper: Cole Hash, Bethune-Cookman

### SECOND TEAM

#### OFFENSE

**Quarterback: Jared Lockhart, Jackson State**
Running Back: Trey Holly, Southern
Running Back: Jamarie Hostzclaw, Alabama State
Offensive Lineman: Dezmond Penn, Alabama State
Offensive Lineman: Abe Diallo, Alcorn State
Offensive Lineman: Jayden Daniels, Texas Southern
Offensive Lineman: Alexander Vigil, Grambling State
Offensive Lineman: Nick Carter, Arkansas-Pine Bluff
Wide Receiver: Tyran Warren, Alcorn State
Wide Receiver: Roriyon Richardson, Texas Southern
Tight End: Kordell Rodgers, Texas Southern

#### DEFENSE

Defensive Lineman: Marquis Cagle, Arkansas-Pine Bluff
Defensive Lineman: Malik Stinnett, Bethune-Cookman
Defensive Lineman: Kenneth Andrews, Alcorn State
Defensive Lineman: Isaiah Washburn, Bethune-Cookman
Linebacker: Stephen Sparrow Jr., Bethune-Cookman
Linebacker: Marcellius Johnson, Grambling State
**Linebacker: Carmello Jones, Jackson State**
Defensive Back: Naim Lassiter, Bethune-Cookman
Defensive Back: Keon Handley Jr., Alabama A&M
**Defensive Back: KJ Chisholm Jr., Jackson State**
Defensive Back: Tayvion Haney, Alcorn State

#### SPECIAL TEAMS

Place Kicker: Andrew Abu-Akel, Alabama State
Return Specialist: Jay'Shaun Johnson, Grambling State
Long Snapper: Garrett Wilemon, Alabama State

# 2025 TEAM STATISTICS

## RUSHING OFFENSE

| | G | ATT | YDS | AVG | TD | YDS/G |
|---|---|---|---|---|---|---|
| Jackson State | 12 | 529 | 3052 | 5.8 | 30 | 254.3 |
| Alabama State | 12 | 411 | 2559 | 6.2 | 33 | 213.3 |
| Prairie View A&M | 14 | 513 | 2618 | 5.1 | 31 | 187.0 |
| Texas Southern | 11 | 413 | 2043 | 4.9 | 20 | 185.7 |
| Alcorn State | 12 | 435 | 2139 | 4.9 | 21 | 178.3 |
| Bethune-Cookman | 12 | 440 | 2055 | 4.7 | 22 | 171.3 |
| Arkansas-Pine Bluff | 12 | 410 | 1896 | 4.6 | 19 | 158.0 |
| Southern | 12 | 424 | 1866 | 4.4 | 19 | 155.5 |
| Grambling State | 12 | 433 | 1712 | 4.0 | 15 | 142.7 |
| Florida A&M | 12 | 384 | 1616 | 4.2 | 17 | 134.7 |
| Alabama A&M | 12 | 387 | 1497 | 3.9 | 16 | 124.8 |
| Mississippi Valley State | 12 | 389 | 1124 | 2.9 | 12 | 93.7 |

## RUSHING DEFENSE

| | G | ATT | YDS | AVG | TD | YDS/G |
|---|---|---|---|---|---|---|
| Jackson State | 12 | 380 | 1340 | 3.5 | 10 | 111.7 |
| Alcorn State | 12 | 392 | 1600 | 4.1 | 17 | 133.3 |
| Prairie View A&M | 14 | 495 | 1884 | 3.8 | 19 | 134.6 |
| Grambling State | 12 | 430 | 1699 | 4.0 | 23 | 141.6 |
| Texas Southern | 11 | 390 | 1790 | 4.6 | 17 | 162.7 |
| Mississippi Valley State | 12 | 458 | 2074 | 4.5 | 30 | 172.8 |
| Alabama State | 12 | 462 | 2147 | 4.6 | 16 | 178.9 |
| Southern | 12 | 462 | 2175 | 4.7 | 30 | 181.3 |
| Florida A&M | 12 | 418 | 2198 | 5.3 | 23 | 183.2 |
| Bethune-Cookman | 12 | 397 | 2224 | 5.6 | 29 | 185.3 |
| Alabama A&M | 12 | 466 | 2329 | 5.0 | 22 | 194.1 |
| Arkansas-Pine Bluff | 12 | 444 | 2490 | 5.6 | 25 | 207.5 |

## PASSING OFFENSE

| | G | COMP | ATT | INT | PCT | YDS | AVG | TD | AVG/G |
|---|---|---|---|---|---|---|---|---|---|
| Alabama State | 12 | 192 | 276 | 3 | 69.6 | 2985 | 10.8 | 30 | 248.8 |
| Prairie View A&M | 14 | 244 | 400 | 9 | 61.0 | 3474 | 8.7 | 26 | 248.1 |
| Bethune-Cookman | 12 | 236 | 356 | 8 | 66.3 | 2874 | 8.1 | 20 | 239.5 |
| Florida A&M | 12 | 236 | 381 | 8 | 61.9 | 2855 | 7.5 | 18 | 237.9 |
| Alabama A&M | 12 | 232 | 391 | 11 | 59.3 | 2682 | 6.9 | 18 | 223.5 |
| Jackson State | 12 | 175 | 284 | 6 | 61.6 | 2460 | 8.7 | 19 | 205.0 |
| Arkansas-Pine Bluff | 12 | 203 | 353 | 11 | 57.5 | 2404 | 6.8 | 16 | 200.3 |
| Mississippi Valley State | 12 | 194 | 364 | 12 | 53.3 | 2266 | 6.2 | 11 | 188.8 |
| Alcorn State | 12 | 211 | 341 | 7 | 61.9 | 2143 | 6.3 | 15 | 178.6 |
| Grambling State | 12 | 189 | 327 | 9 | 57.8 | 2097 | 6.4 | 17 | 174.8 |
| Texas Southern | 11 | 173 | 290 | 6 | 59.7 | 1804 | 6.2 | 14 | 164.0 |
| Southern | 12 | 153 | 299 | 7 | 51.2 | 1888 | 6.3 | 9 | 157.3 |

## PASSING DEFENSE

| | G | COMP | ATT | INT | PCT | YDS | AVG | TD | AVG/G |
|---|---|---|---|---|---|---|---|---|---|
| Prairie View A&M | 14 | 179 | 338 | 10 | 53.0 | 1952 | 5.8 | 10 | 139.4 |
| Alabama State | 12 | 199 | 350 | 15 | 56.9 | 2166 | 6.2 | 19 | 180.5 |
| Texas Southern | 11 | 181 | 301 | 9 | 60.1 | 2126 | 7.1 | 11 | 193.3 |
| Grambling State | 12 | 193 | 321 | 10 | 60.1 | 2356 | 7.3 | 16 | 196.3 |
| Jackson State | 12 | 213 | 357 | 8 | 59.7 | 2578 | 7.2 | 14 | 214.8 |
| Alcorn State | 12 | 226 | 392 | 5 | 57.7 | 2609 | 6.7 | 14 | 217.4 |
| Arkansas-Pine Bluff | 12 | 208 | 320 | 11 | 65.0 | 2642 | 8.3 | 26 | 220.2 |
| Alabama A&M | 12 | 205 | 305 | 7 | 67.2 | 2756 | 9.0 | 30 | 229.7 |
| Southern | 12 | 236 | 357 | 4 | 66.1 | 2778 | 7.8 | 24 | 231.5 |
| Florida A&M | 12 | 229 | 373 | 4 | 61.4 | 2786 | 7.5 | 27 | 232.2 |
| Mississippi Valley State | 12 | 227 | 345 | 10 | 65.8 | 2845 | 8.2 | 26 | 237.1 |
| Bethune-Cookman | 12 | 247 | 405 | 8 | 61.0 | 3024 | 7.5 | 20 | 252.0 |

## TOTAL OFFENSE

| | G | RUSH | PASS | PLAYS | YDS | AVG/P | TD | AVG/G |
|---|---|---|---|---|---|---|---|---|
| Alabama State | 12 | 2559 | 2985 | 687 | 5544 | 8.1 | 63 | 462.0 |
| Jackson State | 12 | 3052 | 2460 | 813 | 5512 | 6.8 | 49 | 459.3 |
| Prairie View A&M | 14 | 2618 | 3474 | 913 | 6092 | 6.7 | 57 | 435.1 |
| Bethune-Cookman | 12 | 2055 | 2874 | 796 | 4929 | 6.2 | 42 | 410.8 |
| Florida A&M | 12 | 1616 | 2855 | 765 | 4471 | 5.8 | 35 | 372.6 |
| Arkansas-Pine Bluff | 12 | 1896 | 2404 | 763 | 4300 | 5.6 | 35 | 358.3 |
| Alcorn State | 12 | 2139 | 2143 | 776 | 4282 | 5.5 | 36 | 356.8 |
| Texas Southern | 11 | 2043 | 1804 | 703 | 3847 | 5.5 | 34 | 349.7 |
| Alabama A&M | 12 | 1497 | 2682 | 778 | 4179 | 5.4 | 34 | 348.3 |
| Grambling State | 12 | 1712 | 2097 | 760 | 3809 | 5.0 | 32 | 317.4 |
| Southern | 12 | 1866 | 1888 | 723 | 3754 | 5.2 | 28 | 312.8 |
| Mississippi Valley State | 12 | 1124 | 2266 | 753 | 3390 | 4.5 | 23 | 282.5 |

## TOTAL DEFENSE

| | G | RUSH | PASS | PLAYS | YDS | AVG/P | TD | AVG/G |
|---|---|---|---|---|---|---|---|---|
| Prairie View A&M | 14 | 1884 | 1952 | 833 | 3836 | 4.6 | 29 | 274.0 |
| Jackson State | 12 | 1340 | 2578 | 737 | 3918 | 5.3 | 24 | 326.5 |
| Grambling State | 12 | 1699 | 2356 | 751 | 4055 | 5.4 | 39 | 337.9 |
| Alcorn State | 12 | 1600 | 2609 | 784 | 4209 | 5.4 | 31 | 350.8 |
| Texas Southern | 11 | 1790 | 2126 | 691 | 3916 | 5.7 | 28 | 356.0 |
| Alabama State | 12 | 2147 | 2166 | 812 | 4313 | 5.3 | 35 | 359.4 |
| Mississippi Valley State | 12 | 2074 | 2845 | 803 | 4919 | 6.1 | 56 | 409.9 |
| Southern | 12 | 2175 | 2778 | 819 | 4953 | 6.0 | 54 | 412.8 |
| Florida A&M | 12 | 2198 | 2786 | 791 | 4984 | 6.3 | 50 | 415.3 |
| Alabama A&M | 12 | 2329 | 2756 | 771 | 5085 | 6.6 | 52 | 423.8 |
| Arkansas-Pine Bluff | 12 | 2490 | 2642 | 764 | 5132 | 6.7 | 51 | 427.7 |
| Bethune-Cookman | 12 | 2224 | 3024 | 802 | 5248 | 6.5 | 49 | 437.3 |

## KICKOFFS

| | G | NO | YDS | TD | AVG |
|---|---|---|---|---|---|
| Texas Southern | 11 | 45 | 1186 | 1 | 26.4 |
| Grambling State | 12 | 32 | 751 | 1 | 23.5 |
| Bethune-Cookman | 12 | 49 | 1111 | 2 | 22.7 |
| Alabama State | 12 | 34 | 742 | 1 | 21.8 |
| Alabama A&M | 12 | 41 | 877 | 0 | 21.4 |
| Arkansas-Pine Bluff | 12 | 25 | 525 | 1 | 21.0 |
| Jackson State | 12 | 42 | 879 | 0 | 20.9 |
| Florida A&M | 12 | 33 | 661 | 0 | 20.0 |
| Prairie View A&M | 14 | 33 | 599 | 0 | 18.2 |
| Southern | 12 | 46 | 747 | 0 | 16.2 |
| Alcorn State | 12 | 35 | 560 | 0 | 16.0 |
| Mississippi Valley State | 12 | 37 | 524 | 0 | 14.2 |

## PUNTS

| | G | NO | YDS | TD | AVG |
|---|---|---|---|---|---|
| Alcorn State | 12 | 22 | 305 | 1 | 13.9 |
| Grambling State | 12 | 20 | 258 | 1 | 12.9 |
| Texas Southern | 11 | 13 | 158 | 0 | 12.2 |
| Arkansas-Pine Bluff | 12 | 16 | 184 | 1 | 11.5 |
| Alabama A&M | 12 | 15 | 145 | 0 | 9.7 |
| Jackson State | 12 | 19 | 182 | 0 | 9.6 |
| Mississippi Valley State | 12 | 13 | 84 | 1 | 6.5 |
| Southern | 12 | 15 | 96 | 0 | 6.4 |
| Florida A&M | 12 | 15 | 96 | 0 | 6.4 |
| Bethune-Cookman | 12 | 13 | 83 | 0 | 6.4 |
| Alabama State | 12 | 19 | 92 | 0 | 4.8 |
| Prairie View A&M | 14 | 25 | 102 | 0 | 4.1 |

## SACKS AGAINST

| | G | NO | YDS |
|---|---|---|---|
| Prairie View A&M | 14 | 8 | 65 |
| Alabama State | 12 | 10 | 40 |
| Jackson State | 12 | 13 | 86 |
| Alcorn State | 12 | 16 | 71 |
| Arkansas-Pine Bluff | 12 | 16 | 114 |
| Southern | 12 | 17 | 81 |
| Texas Southern | 11 | 18 | 114 |
| Grambling State | 12 | 18 | 135 |
| Bethune-Cookman | 12 | 22 | 170 |
| Mississippi Valley State | 12 | 24 | 143 |
| Alabama A&M | 12 | 25 | 125 |
| Florida A&M | 12 | 29 | 202 |

## SACKS BY

| | G | NO | YDS |
|---|---|---|---|
| Grambling State | 12 | 33 | 222 |
| Bethune-Cookman | 12 | 24 | 153 |
| Prairie View A&M | 14 | 23 | 103 |
| Southern | 12 | 20 | 146 |
| Jackson State | 12 | 19 | 125 |
| Mississippi Valley State | 12 | 18 | 103 |
| Alabama State | 12 | 17 | 94 |
| Alcorn State | 12 | 17 | 110 |
| Florida A&M | 12 | 17 | 85 |
| Alabama A&M | 12 | 16 | 142 |
| Arkansas-Pine Bluff | 12 | 12 | 80 |
| Texas Southern | 11 | 12 | 61 |

## 2025 TEAM STATISTICS

### INTERCEPTIONS

| | G | ATT | YDS | TD | AVG |
|---|---|---|---|---|---|
| Alabama State | 12 | 15 | 141 | 1 | 9.4 |
| Arkansas-Pine Bluff | 12 | 11 | 168 | 1 | 15.3 |
| Mississippi Valley State | 12 | 10 | 161 | 1 | 16.1 |
| Prairie View A&M | 14 | 10 | 114 | 1 | 11.4 |
| Grambling State | 12 | 10 | 80 | 0 | 8.0 |
| Texas Southern | 11 | 9 | 116 | 1 | 12.9 |
| Bethune-Cookman | 12 | 8 | 141 | 2 | 17.6 |
| Jackson State | 12 | 8 | 156 | 2 | 19.5 |
| Alabama A&M | 12 | 7 | 9 | 0 | 1.3 |
| Alcorn State | 12 | 5 | 106 | 1 | 21.2 |
| Southern | 12 | 4 | 0 | 0 | 0.0 |
| Florida A&M | 12 | 4 | 20 | 0 | 5.0 |

### FUMBLES FORCED

| | G | NO | AVG/G |
|---|---|---|---|
| Alabama State | 12 | 11 | 0.92 |
| Jackson State | 12 | 9 | 0.75 |
| Texas Southern | 11 | 9 | 0.82 |
| Prairie View A&M | 14 | 9 | 0.64 |
| Grambling State | 12 | 9 | 0.75 |
| Southern | 12 | 7 | 0.58 |
| Alabama A&M | 12 | 7 | 0.58 |
| Bethune-Cookman | 12 | 6 | 0.50 |
| Arkansas-Pine Bluff | 12 | 6 | 0.50 |
| Florida A&M | 12 | 5 | 0.42 |
| Alcorn State | 12 | 4 | 0.33 |
| Mississippi Valley State | 12 | 4 | 0.33 |

### FUMBLES RECOVERED

| | G | NO | YDS | AVG/G |
|---|---|---|---|---|
| Texas Southern | 11 | 12 | 29 | 1.09 |
| Jackson State | 12 | 10 | 16 | 0.83 |
| Prairie View A&M | 14 | 10 | 8 | 0.71 |
| Grambling State | 12 | 10 | 93 | 0.83 |
| Southern | 12 | 6 | 0 | 0.50 |
| Alabama State | 12 | 6 | 47 | 0.50 |
| Alcorn State | 12 | 6 | 2 | 0.50 |
| Alabama A&M | 12 | 6 | 10 | 0.50 |
| Mississippi Valley State | 12 | 6 | 120 | 0.50 |
| Bethune-Cookman | 12 | 5 | 5 | 0.42 |
| Arkansas-Pine Bluff | 12 | 5 | 13 | 0.42 |
| Florida A&M | 12 | 4 | 6 | 0.33 |

### FIRST DOWNS

| | G | RUSH | PASS | PEN | TOTAL | AVG/G |
|---|---|---|---|---|---|---|
| Jackson State | 12 | 153 | 97 | 27 | 277 | 23.1 |
| Alabama State | 12 | 126 | 126 | 14 | 266 | 22.2 |
| Bethune-Cookman | 12 | 114 | 127 | 20 | 261 | 21.8 |
| Prairie View A&M | 14 | 134 | 136 | 26 | 296 | 21.1 |
| Florida A&M | 12 | 88 | 130 | 18 | 236 | 19.7 |
| Texas Southern | 11 | 114 | 84 | 11 | 209 | 19.0 |
| Alcorn State | 12 | 108 | 89 | 29 | 226 | 18.8 |
| Alabama A&M | 12 | 82 | 116 | 18 | 216 | 18.0 |
| Arkansas-Pine Bluff | 12 | 100 | 91 | 25 | 216 | 18.0 |
| Grambling State | 12 | 95 | 94 | 12 | 201 | 16.8 |
| Mississippi Valley State | 12 | 68 | 98 | 25 | 191 | 15.9 |
| Southern | 12 | 92 | 78 | 15 | 185 | 15.4 |

### OPPONENT FIRST DOWNS

| | G | RUSH | PASS | PEN | TOTAL | AVG/G |
|---|---|---|---|---|---|---|
| Prairie View A&M | 14 | 102 | 91 | 27 | 220 | 15.7 |
| Jackson State | 12 | 76 | 108 | 22 | 206 | 17.2 |
| Alcorn State | 12 | 78 | 115 | 25 | 218 | 18.2 |
| Grambling State | 12 | 99 | 103 | 20 | 222 | 18.5 |
| Texas Southern | 11 | 97 | 100 | 12 | 209 | 19.0 |
| Alabama A&M | 12 | 113 | 120 | 21 | 254 | 21.2 |
| Alabama State | 12 | 132 | 101 | 23 | 256 | 21.3 |
| Florida A&M | 12 | 105 | 126 | 24 | 255 | 21.3 |
| Arkansas-Pine Bluff | 12 | 128 | 121 | 11 | 260 | 21.7 |
| Southern | 12 | 114 | 123 | 31 | 268 | 22.3 |
| Bethune-Cookman | 12 | 121 | 132 | 20 | 273 | 22.8 |
| Mississippi Valley State | 12 | 121 | 128 | 25 | 274 | 22.8 |

### 3RD DOWN CONVERSIONS DEF

| | G | CONV | ATT | PCT |
|---|---|---|---|---|
| Prairie View A&M | 14 | 57 | 187 | 30.5 |
| Grambling State | 12 | 49 | 147 | 33.3 |
| Jackson State | 12 | 55 | 163 | 33.7 |
| Alcorn State | 12 | 64 | 172 | 37.2 |
| Alabama A&M | 12 | 60 | 146 | 41.1 |
| Mississippi Valley State | 12 | 64 | 149 | 43.0 |
| Texas Southern | 11 | 58 | 134 | 43.3 |
| Bethune-Cookman | 12 | 65 | 149 | 43.6 |
| Alabama State | 12 | 70 | 155 | 45.2 |
| Arkansas-Pine Bluff | 12 | 66 | 145 | 45.5 |
| Southern | 12 | 70 | 153 | 45.8 |
| Florida A&M | 12 | 85 | 167 | 50.9 |

### 4TH DOWN CONVERSIONS

| | G | CONV | ATT | PCT |
|---|---|---|---|---|
| Jackson State | 12 | 11 | 14 | 78.6 |
| Alabama A&M | 12 | 9 | 13 | 69.2 |
| Alabama State | 12 | 6 | 9 | 66.7 |
| Texas Southern | 11 | 10 | 16 | 62.5 |
| Florida A&M | 12 | 12 | 20 | 60.0 |
| Grambling State | 12 | 8 | 16 | 50.0 |
| Southern | 12 | 12 | 25 | 48.0 |
| Prairie View A&M | 14 | 10 | 21 | 47.6 |
| Arkansas-Pine Bluff | 12 | 12 | 26 | 46.2 |
| Alcorn State | 12 | 9 | 22 | 40.9 |
| Bethune-Cookman | 12 | 8 | 20 | 40.0 |
| Mississippi Valley State | 12 | 10 | 28 | 35.7 |

### 4TH DOWN CONVERSIONS DEF

| | G | CONV | ATT | PCT |
|---|---|---|---|---|
| Grambling State | 12 | 4 | 12 | 33.3 |
| Texas Southern | 11 | 5 | 13 | 38.5 |
| Alabama A&M | 12 | 5 | 12 | 41.7 |
| Alcorn State | 12 | 12 | 28 | 42.9 |
| Bethune-Cookman | 12 | 9 | 20 | 45.0 |
| Southern | 12 | 8 | 17 | 47.1 |
| Alabama State | 12 | 11 | 22 | 50.0 |
| Mississippi Valley State | 12 | 12 | 23 | 52.2 |
| Jackson State | 12 | 10 | 19 | 52.6 |
| Florida A&M | 12 | 11 | 19 | 57.9 |
| Arkansas-Pine Bluff | 12 | 13 | 22 | 59.1 |
| Prairie View A&M | 14 | 13 | 18 | 72.2 |

### SACKS AGAINST

| | G | NO | YDS |
|---|---|---|---|
| Prairie View A&M | 14 | 8 | 65 |
| Alabama State | 12 | 10 | 40 |
| Jackson State | 12 | 13 | 86 |
| Alcorn State | 12 | 16 | 71 |
| Arkansas-Pine Bluff | 12 | 16 | 114 |
| Southern | 12 | 17 | 81 |
| Texas Southern | 11 | 18 | 114 |
| Grambling State | 12 | 18 | 135 |
| Bethune-Cookman | 12 | 22 | 170 |
| Mississippi Valley State | 12 | 24 | 143 |
| Alabama A&M | 12 | 25 | 125 |
| Florida A&M | 12 | 29 | 202 |

## 2025 TEAM STATISTICS

### SCORING OFFENSE

| | G | TD | FG | XPT | 2XP | DXP | SAF | PTS | AVG/G |
|---|---|---|---|---|---|---|---|---|---|
| Alabama State | 12 | 67 | 14 | 65 | 0 | 0 | 0 | 509 | 42.4 |
| Jackson State | 12 | 51 | 12 | 50 | 0 | 0 | 1 | 394 | 32.8 |
| Prairie View A&M | 14 | 58 | 12 | 54 | 1 | 0 | 1 | 442 | 31.6 |
| Bethune-Cookman | 12 | 46 | 12 | 44 | 0 | 0 | 0 | 356 | 29.7 |
| Texas Southern | 11 | 37 | 8 | 36 | 0 | 0 | 1 | 284 | 25.8 |
| Alcorn State | 12 | 39 | 7 | 34 | 0 | 0 | 1 | 291 | 24.3 |
| Florida A&M | 12 | 35 | 17 | 24 | 3 | 0 | 0 | 291 | 24.3 |
| Grambling State | 12 | 36 | 14 | 31 | 0 | 0 | 0 | 289 | 24.1 |
| Arkansas-Pine Bluff | 12 | 38 | 7 | 35 | 0 | 0 | 2 | 288 | 24.0 |
| Alabama A&M | 12 | 34 | 13 | 32 | 0 | 0 | 3 | 281 | 23.4 |
| Southern | 12 | 29 | 7 | 28 | 0 | 0 | 0 | 223 | 18.6 |
| Mississippi Valley State | 12 | 26 | 14 | 22 | 0 | 0 | 0 | 220 | 18.3 |

### SCORING DEFENSE

| | G | TD | FG | XPT | 2XP | DXP | SAF | PTS | AVG/G |
|---|---|---|---|---|---|---|---|---|---|
| Prairie View A&M | 14 | 30 | 13 | 27 | 1 | 0 | 1 | 250 | 17.9 |
| Jackson State | 12 | 26 | 15 | 24 | 0 | 0 | 0 | 225 | 18.8 |
| Alabama State | 12 | 35 | 5 | 28 | 2 | 0 | 0 | 257 | 21.4 |
| Alcorn State | 12 | 34 | 14 | 30 | 1 | 0 | 0 | 278 | 23.2 |
| Texas Southern | 11 | 33 | 9 | 28 | 1 | 0 | 1 | 257 | 23.4 |
| Grambling State | 12 | 41 | 9 | 40 | 0 | 0 | 0 | 313 | 26.1 |
| Bethune-Cookman | 12 | 51 | 12 | 48 | 1 | 0 | 0 | 392 | 32.7 |
| Arkansas-Pine Bluff | 12 | 53 | 11 | 47 | 1 | 0 | 0 | 400 | 33.3 |
| Alabama A&M | 12 | 54 | 10 | 47 | 0 | 0 | 0 | 401 | 33.4 |
| Florida A&M | 12 | 53 | 11 | 49 | 3 | 0 | 0 | 406 | 33.8 |
| Southern | 12 | 55 | 16 | 53 | 0 | 0 | 1 | 433 | 36.1 |
| Mississippi Valley State | 12 | 63 | 7 | 61 | 0 | 0 | 2 | 464 | 38.7 |