



JACKSON STATE TIGERS

2024 FOOTBALL GAME NOTES

GAME

2

vs

LANE

SEPTEMBER 7, 2024



Mississippi Veterans Memorial Stadium | Jackson, Miss.
6 p.m. | SWAC Digital Network

SERIES HISTORY

Overall	Jackson State leads 2-0
First Meeting	Sept. 12, 1970 (JSU def. Lane, 21-14)
Last Meeting	Sept. 23, 1972 (JSU def. Lane, 72-0)
Current Streak	Jackson State, W2

TELEVISION: SWAC DIGITAL NETWORK

Play-by Play	Rob Jay
Analyst	Darrell Asbury

RADIO: JSU SPORTS NETWORK

Play-by-Play	Rob Jay
Analyst	Darrell Asbury
Sideline	Jamye Horton
Producer/Announcer	Sam Brown
Enginner	Andrew Quinn
Flagship Station	WHLH 95.5 FM

SOCIAL MEDIA: #TheelLove

X	@GoJSUTigersFB
Athletics X	@GoJSUTigers
Instagram	@GoJSUTigersFB

2024 SCHEDULE / RESULTS

Date	Opponent	Site	Time/Result
A29	at ULM	Monroe, La.	L, 14-30
S7	Lane	Jackson, Miss.	6 p.m.
S14	Southern	Jackson, Miss.	6 p.m.
S21	at Grambling State	Grambling, La.	6 p.m.
S28	at Texas Southern*	Houston, Texas	6 p.m.
O5	vs. Alabama A&M*	Mobile, Ala.	4 p.m.
O19	Florida A&M*	Jackson, Miss.	2:30 p.m.
O26	at B-CU*	Daytona Beach, Fla.	2 p.m.
N2	UAPB*	Jackson, Miss.	2 p.m.
N9	MVSU*	Jackson, Miss.	2 p.m.
N16	at Alabama State*	Montgomery, Ala.	2 p.m.
N23	at Alcorn State*	Lorman, Miss.	2 p.m.

* - SWAC game

All times listed are CST and are subject to change

All home games listed in **bold**.

JACKSON STATE

Record	0-1 Overall 0-0 SWAC
Rankings	AFCA: NR FCS Stats Perform: NR
Last Game	lost to ULM, 30-14 (8/29/24)
Streak	L1
Head Coach	T.C. Taylor
Career Record	7-5 (2nd season)
Record at Jackson State	7-5 (2nd season)
Record vs. Lane	0-0

LANE

Record	0-0 Overall 0-0 SIAC
Rankings	AP: NR Coaches: NR
Last Game	def. Savannah State, 27-21 (11/4/23)
Streak	L1
Head Coach	Vyron Brown
Career Record	7-13 (3rd season)
Record at Lane	7-13 (3rd season)
Record vs. Jackson State	0-0

TALE OF THE TAPE

JACKSON STATE		LANE
14.0	Points/Game	22.70
230.0	Points Allowed/Game	33.50
59.0	Rush Yards/Game	144.0
227.0	Pass Yards/ Game	198.9
286.0	Total Offense/Game	342.9
336.0	Total Defense/Game	350.7

Lane statistics are from 2023

SATURDAY STORYLINES



NICE NIGHT FOR JACOBIAN MORGAN

Junior Jacobian Morgan turned in a nice night for the Tigers in the opener against ULM. He is ranked in the top 10 in the nation in completion percentage and completions after just one game. He finished the night completing 82.1 of his passes in the loss.



OFFENSE RETURNS WEAPONS

Jackson State dressed several new players against ULM in the season opener, playing 19 new players including Day Day Bright who started at corner. He finished the night with four tackles including a tackle for loss.



NOLL BOOMS THE BALL AT ULM

Matt Noll lived up to expectations in the season opener after all of the preseason accolades. He finished the night averaging 50.5 yards per punt after four punts including a long of 57 yards. He finished with one punt inside the 20 and two 50-plus yard punts.



collegepressbox is the official media website for Division I football. Access and download game notes, quotes, statistics, media guides, headshots, logos and more for all FBS schools, conferences, postseason games, awards and the College Football Playoff. For access, please register for an account at collegepressbox.com/register.

TIGERS IN THE NCAA RANKINGS

DAY DAY BRIGHT	NCAA	SWAC	VALUE
Tackles For Loss	81	7	1.0

JOANES FORTILIEEN	NCAA	SWAC	VALUE
Points Responsible For	102	10	6
Points Responsible For/Game	88	6	6.0
Receiving Yards	113	12	51
Receiving Yards Per Game	100	10	51.0
Scoring	55	3	6.0
Total Touchdowns	37	4	1
Yards Per Reception	19	2	25.50

ESAIAS GUTHRIE	NCAA	SWAC	VALUE
Passes Defended	38	2	1.00
Sacks	14	2	1.00
Tackles For Loss	81	7	1.0

MARVIN LANDY	NCAA	SWAC	VALUE
Receiving Yards	75	4	91.00
Receiving Yards Per Game	100	10	51.0
Receptions Per Game	83	8	4.0
Yards Per Reception	141	16	12.75

FABIAN MCCRAY	NCAA	SWAC	VALUE
Receptions Per Game	137	16	3.0

AHMAD MILLER	NCAA	SWAC	VALUE
All-Purpose	163	10	71.00
Receptions Per Game	137	16	3.0
Rushing Yards	123	8	46
Rushing Yards Per Game	113	5	46.0

JACOBIAN MORGAN	NCAA	SWAC	VALUE
Completion Percentage	3	1	0.821
Completions Per Game	9	1	23.00
Passing Efficiency	15	2	155.2
Passing Yards	25	2	228
Passing Yards Per Game	21	2	228.0
Passing Yards Per Completion	52	6	9.91
Points Responsible For	25	2	12
Points Responsible For/Game	22	2	12.0
Scoring	55	3	6.0
Total Offense	25	2	231.0
Total Touchdowns	37	4	1
Yards Per Completion	18	2	8.14

MATT NOLL	NCAA	SWAC	VALUE
Punting	2	1	50.5

KOBE PAUL	NCAA	SWAC	VALUE
Yards Per Reception	157	20	12.00

RICO POWERS, JR.	NCAA	SWAC	VALUE
Receptions Per Game	83	8	4.0

REID PULLIAM	NCAA	SWAC	VALUE
Solo Tackles	61	7	5.0
Tackles For Loss	81	7	1.0
Solo Tackles	89	4	8.0

ASHTON TAYLOR	NCAA	SWAC	VALUE
Sacks	111	12	0.50
Solo Tackles	37	1	10.0

TRAVIS TERRELL, JR.	NCAA	SWAC	VALUE
All-Purpose	75	4	91.00
Combined Kick Returns	78	10	34
Kickoff Returns	53	4	17.0
Receiving Yards	141	17	45
Receiving Yards Per Game	126	14	45.0
Receptions Per Game	19	1	6.0

JAEDEN WARD	NCAA	SWAC	VALUE
Tackles For Loss	81	7	1.0

B.J. WASHINGTON	NCAA	SWAC	VALUE
Sacks	111	12	0.50

KE'VRIC WIGGINS	NCAA	SWAC	VALUE
Passes Defended	38	2	1.00

SERIES HISTORY

Jackson State and Lane have met twice in school history with the last coming in 1972. Both games have been played in Mississippi Veterans Memorial Stadium with the only other meeting taking place in 1970 with Jackson State winning both. The Tigers have combined to defeat Lane 93-14, including a 72-0 victory in 1972.

TIGERS vs. TENNESSEE

The Tigers have played 56 games against teams from the state of Tennessee since 1956. They have faced four different teams over that span and have a 25-29-2 record. They have played games against Lane (2-0), Middle Tennessee (0-2), Tennessee A&I (3-2), and Tennessee State (20-25-2).

ON THIS DATE IN HISTORY

Jackson State has played five times since 1956 on this date (September 7). The Tigers are 2-3 all-time on this date including a pair of wins at home - both over Alabama State. The Tigers lost to Morgan State 10-6 (1974 in Philadelphia), defeated Alabama State 28-14 (1985 home), lost to North Carolina A&T 42-36 (2002 in Greensboro), defeated Alabama State 30-23 (2013 home), and lost to South Alabama 37-14 (2018 in Mobile).

TIGERS NAB THREE FROM EASTERN MICHIGAN AHEAD OF SEASON

Jackson State hit the transfer portal after the 2023 season and landed three teammates from Eastern Michigan, an FBS team who played in a bowl game last season. All three are skill position players who will add to the depth of the Tigers including quarterback Cam'Ron McCoy – a two-sport athlete – who passed for 73 yards and rushed for another 73 in the bowl game against South Alabama. He was joined in the portal by running back Bryson Moss and defensive back Cameron James who played in 13 games with 45 tackles last season.

SPEAKING OF THE STATE OF MICHIGAN

The trio was not the only additions to the roster from the state of Michigan this summer with the Tigers adding former Western Michigan defensive lineman Joshua Nobles.

He played in 23 games the last two seasons including 12 last season when he made 13 tackles.

TIGERS STAY BUSY IN THE MAC

Not only did Jackson State add four players from a pair of Michigan schools, but they also added defensive back Micah Cherry from Toledo to an already deep defensive backfield. They also added Jameel Gardner Jr. from Kent State to bolster a deep receiving corps. He hauled in 24 receptions for 298 yards and a touchdown last year.

FORMER SOUTHERN MISS PLAYERS LAND AT JACKSON STATE

Tyquan Henderson and Richard Mays Jr. will team up again this year, after being teammates at Southern Miss - a Sun Belt Conference school. Both receivers will figure into the mix for the Tigers with recording nine catches last season for the Golden Eagles, while Mays did not see action at Southern Miss before transferring to Co-Lin Community College.

RETURNING "HOME" THIS WEEK

Offensive lineman Evan Henry and defensive back Ke'Vric Wiggins made a return trip to Monroe for the season opener, a place where both started their collegiate careers. Wiggins played in 13 total games during his time at ULM, making 15 tackles during his sophomore season. Meanwhile, Henry was an honorable mention All-Sun Belt pick on the offensive line after playing in 10 games in 2020 when he led the offensive line in total plays (565) and pancakes (16).

MCCRAY NAMED TO HBCU+ PLAYER OF THE YEAR WATCH LIST

Fabian McCray was one of 20 players named to the inaugural Urban Edge Network HBCU+ FCS National Player of the Year Award Preseason Watch List, released by the organization on Thursday morning.

McCray hauled in 41 receptions for 584 yards and four touchdowns including a season-long 47-yard reception. He recorded a season-high eight receptions for 79 yards against Alabama State, and another seven against UAPB.

STATISTICAL MATCHUP: JACKSON STATE vs. LANE

CATEGORY	NCAA	CONF	VALUE	NCAA	CONF	VALUE
Scoring Offense	64	4	14.0	98	8	22.5
Total Offense	63	3	286.0	83	5	342.9
Rushing Offense	89	7	59.0	80	2	144.0
Passing Offense	30	2	227.0	80	6	198.9
Passing Efficiency	21	2	152.99	122	9	109.69
Time of Possession	89	10	25:11	32	5	31:25
Scoring Defense	51	5	30.0	127	10	32.3
Total Defense	33	5	336.0	82	5	350.6
Rushing Defense	70	8	204.0	93	9	150.5
Passing Defense	19	2	132.0	87	4	200.1
Passing Efficiency Defense	90	10	191.25	122	9	109.69
QB Sacks Per Game	23	3	2.00	71	10	2.00
Tackles for Loss	33	4	5.0	53	6	6.8
Net Punting	29	3	40.60	161	13	22.94
Punt Returns	44	4	0.00	116	9	6.38
Kickoff Returns	65	6	17.00	86	5	19.16
Turnover Margin	64	7	-1.00	146	12	-1.00

JACKSON STATE

LANE (2023 STATISTICS)

McCray recorded a season-high 109 yards against Alcorn State with a pair of touchdowns. He was named Preseason All-SWAC earlier this month before being named a Preseason BOXTOROW All-American.

The award will honor the nation's best HBCU player – regardless of position – from 21 programs spread across the FCS, including in the Southwestern Athletic Conference and Mid-Eastern Athletic Conference.

A national panel of voters will select the winner after the regular season. The recipient will be announced on Dec. 9 and invited to the Stats Perform FCS National Awards Banquet on Jan. 5 in Frisco, Texas.

MCDANIEL NAMED TO A TRIO OF WATCH LISTS THIS PRESEASON

Transfer defensive back Robert McDaniel found his way on to a pair of Watch Lists entering the season after returning to the Tigers. He was on the team previously before landing at Alcorn State and returning this year to be named to the Aeneas Williams Preseason Watch List and the East-West Shrine 1000 – recognizing the top 1000 seniors heading into the season.

McDaniel totaled 30 tackles for the Braves as a defensive back in 2023 with 21 solo stops. He also recorded a pair of tackles for loss. McDaniel accounted for six turnovers last season causing three fumbles and was among the league leaders with three interceptions. He also recorded five pass breakups.

He was added to the Senior Bowl Watch List just eight days before the season opener against ULM.

WASHINGTON NAMED TO AENEAS WILLIAMS AWARD WATCH LIST

B.J. Washington joined Robert McDaniel on the Aeneas Williams Preseason Watch List after a season when he recorded 25 total tackles including 19 solo stops. He also recorded four tackles for loss and a pair of pass breakups, while he also forced a fumble and recorded three interceptions. He recorded multiple tackles in six games.

The Aeneas Williams Award is presented by the Chickasaw Nation and awarded to the best defensive back in Historically Black Colleges and Universities (HBCU) Division I college football based on performance on the field, athletic ability and character.

NOLL NAMED TO FCS PUNTER OF THE YEAR WATCH LIST

Matt Noll was one of 13 student-athletes named to the FCS Punter of the Year Award Preseason Watch List, released by the Augusta Sports Council.

Noll finished the year recording 34 punts for 1,507 yards. He averaged 44.3 yards per punt and recorded a season-high 65-yard punt. He ended the season with three touchbacks and a pair of fair catches. He has earned Preseason All-Conference honors from the Southwestern Athletic Conference (SWAC) and has been named to two

All-American teams this month.

The list was compiled based on the 2023 FCS Punter of the Year Watch List, the 2023 All-Conference teams, and the 2023 All-American teams. The FCS Punter of the Year Award will be determined by the FCS Punter of the Year Award national voting body which consists of FCS sports information directors and national sports writers.

This year's list consists of Noll, Austin Trusler (Richmond), Brendan Hall (Montana State), Caleb Brickhouse (North Carolina A&T), Clayton Taylor (Stony Brook), Grant Burkett (Missouri State), Kaedin Steindorf (North Dakota State), Logan Leftrick (Southeast Missouri State), Luke Schabel (Monmouth), Shane Messenger (Morgan State), Shelby Pruett (Colgate), Trey Wilhoit (Florida A&M), and Will Lynch (LIU).

MORE AWARDS FOR NOLL

Noll continued to bring in preseason honors after he was named a First Team FCS Football Central All-American as punter, a First Team All-SWAC selection, a BOXTOROW Preseason All-American, and a PhilSteele All-SWAC pick. He was joined on the BOXTOROW All-American team by Evan Henry and Fabian McCray.

FIVE NAMED PRESEASON ALL-SWAC ON VOTE BY COACHES AND SIDS

Five players including McCray and Noll were named Preseason All-SWAC on a vote of the league's head coaches and communications professionals. Evan Henry returns as a First Team selection after earning Second Team honors last season after helping the offense average 161.6 yards per game running 227.7 yards passing. He helped amass 389.4 yards per game offensively.

He was joined on the first team by McCray and Noll. Meanwhile, defensive lineman Jeremiah Williams who finished the season with 45 tackles including 20 solo stops. He also finished the season with 5.5 tackles for loss and three sacks (against Southern, Mississippi Valley State, and UAPB). He recorded a tackle in all 11 games last season.

He was joined on the Second Team by defensive back Esaia Guthrie who finished the season with 52 tackles including 34 solo stops. He recorded a season-high 10 tackles against Texas Southern and eight against Texas State. Guthrie finished with multiple tackles in 10 of the 11 games last season.

EIGHT NAMED PRESEASON ALL-SWAC BY PHIL STEELE

Eight players including the five named preseason All-SWAC were named Phil Steele All-SWAC prior to the season. Irv Mulligan was named First Team after he finished the year with 674 yards on 122 carries in eight games including five games. He averaged 5.5 yards per carry and averaged 84.3 yards per game. He also caught five passes for 42 yards last season. Mulligan recorded three 100-plus yard games including a season-high 174 yards on 21 carries against Bethune-Cookman. He also ran for 115 yards against Ala-



All-Time vs. Lane

JSU leads 2-0 | Current Streak: JSU - W2

Sept. 12, 1970	Jackson, Miss.	W, 21-14
Sept. 23, 1972	Jackson, Miss.	W, 72-0



NFL Hall of Fame

Lem Barney, Class of 1992

Walter Payton, Class of 1993

Jackie Slater, Class of 2001

Robert Brazile, Class of 2018



BCHOF Members

Kevin Dent

W. C. Gorden

John Merritt

Walter Payton

Willie Richardson

Robert Brazile



All-Time Postseason

Year	Round/Bowl	Opponent (score)
1971	Azalea Bowl	Alabama A&M (W, 40-21)
1978	Semifinals	Florida A&M (L, 10-15)
1981	Quarterfinals	Boise State (L, 7-19)
1982	First Round	Eastern Illinois (L, 13-16)
1985	First Round	Georgia Southern (L, 0-27)
1986	First Round	Tennessee State (L, 23-32)
1987	First Round	Arkansas State (L, 32-35)
1988	First Round	Stephen F. Austin (L, 0-24)
1989	First Round	Montana (L, 7-48)
1990	First Round	Middle Tennessee (L, 7-28)
1995	First Round	Marshall (L, 8-38)
1996	First Round	William & Mary (L, 6-45)
1997	First Round	Western Illinois (L, 24-31)
2021	Celebration Bowl	South Carolina State (L, 10-31)
2022	Celebration Bowl	North Carolina Central (L, 34-41)

TIGERS IN THE SWAC

	RANK	VALUE
3rd Down Conversions	2	0.417
3rd Down Conversion Pct Defense	2	0.385
4td Down Conversions	5	0.000
4th Down Conversion Pct Defense	11	1.000
Blocked Kicks	1	1
Blocked Kicks Allowed	7	1
Blocked Punts		
Blocked Punts Allowed	9	1
Completion Percentage	1	0.828
Defensive TDs		
Fewest Penalties	6	8
Fewest Penalties per Game	7	8.00
Fewest Penalty Yards	4	60
Fewest Penalty Yards per Game	5	60.00
First Downs Defense	3	17
First Downs Offense	4	16
Fumbles Lost	1	0
Fumbles Recovered		
Kickoff Return Defense	7	21.50
Kickoff Returns	6	17.00
Net Punting	3	40.60
Passes Had Intercepted	5	1
Passes Intercepted		
Passing Offense	2	227.0
Passing Yards Allowed	2	132.0
Passing Yards per Completion	7	9.46
Punt Return Defense	7	11.00
Punt Returns	4	0.00
Red Zone Defense	7	1.000
Red Zone Offense	1	1.000
Rushing Defense	8	204.0
Rushing Offense	7	59.0
Sacks Allowed	5	2.00
Scoring Defense	5	30.0
Scoring Offense	4	14.0
Tackles for Loss Allowed	4	7.00
Team Passing Efficiency	2	152.99
Team Passing Efficiency Defense	10	191.25
Team Sacks	3	2.00
Team Tackles for Loss	4	5.0
Time of Possession	10	25:11
Total Defense	5	336.0
Total Offense	3	286.0
Turnover Margin	7	-1.00
Turnovers Gained		
Turnovers Lost	3	1
Winning Percentage	3	0.000

bama A&M and another 110 against South Carolina State. He was joined by Kirk Ford and Robert McDaniel who were named third team. Ford helped the offense average 161.6 yards per game running 227.7 yards passing. He helped amass 389.4 yards per game last season.

DENT INDUCTED INTO BLACK COLLEGE FOOTBALL HALL OF FAME

Kevin Dent was named to the Black College Football Hall of Fame earlier this season and is the only Jackson State player in school history to be named a three-time All-American, and was also a two-time Southwestern Athletic Conference (SWAC) Defensive Player of the Year. He finished his career with 21 interceptions and during his sophomore season tied for the nation's lead with 10 interceptions – including returning a pair for touchdowns. Dent also helped the Tigers win 27 of 28 conference games.

Following his collegiate career, he was signed as an NFL free agent before playing in the World Football League and the Arena Football League.

He was inducted into the College Football Hall of Fame in 2006.

JIMMY SMITH INDUCTED INTO STATE HALL OF FAME

Jimmy Smith was inducted into the Mississippi Sports Hall of Fame this past summer. Smith, who moved to Jackson at a young age, attended Callaway High School and played his collegiate career as a wide receiver for Jackson State. Smith was drafted as the No. 36 overall pick by the Dallas Cowboys in 1992, where he won two Super Bowls. He had a stint with the Philadelphia Eagles and was later picked up by the Jacksonville Jaguars, being selected for five Pro Bowls upon finishing his 12-year career in 2005.

50 YEARS SINCE WALTER PAYTON'S FINAL SEASON AT JACKSON STATE

Walter Payton played his last game at Jackson State in 1975 after setting several records along the way. He set an NCAA scoring record with 464 points, while also leading the nation in scoring with 160 points (1973). Payton holds 9 Jackson State records including most career rushing yards of 3,563, while earning All-American honors.

THE VET ... 75 YEARS IN THE MAKING

Constructed in 1950, War Veterans Memorial Stadium (its original name) was built as a 21,000-seat municipal stadium, with many different schools using the stadium as an alternate or neutral site.

On December 9, 1950, the first-ever game in the new stadium featured a matchup between the Holmes Junior College Bulldogs and the Kilgore College Rangers. In front of a crowd of 18,000, Holmes JC got dominated by the Rangers 32-13. While that was a junior college game, the stadium would host its first Division-I game on November 22, 1952, when the Louisville Cardinals traveled to face the Mississippi Southern Southerners (Southern Miss Golden Eagles today.)

The 8-1 Southerners thumped the 3-4 Cardinals 55-26.

Ole Miss would hold their first game in the stadium the following year, when the Rebels beat the Chattanooga Mocs (Mockingbirds) by a score of 39-6. Halloween day of the same year saw Mississippi State host their first game when they were beat 27-20 by the Texas Tech Red Raiders.

Jackson State played its first game at the stadium in 1967 when they took on fellow SWAC member Grambling State in front of 20,000 fans. JSU left the stadium with a win and a future with the stadium; in just a few short years, the stadium would become the home of the JSU Tigers football team.

By the 1980s, Southern Miss and Mississippi State returned to their home fields, while Ole Miss waited until 1996 to make their final move back home. In 1996, Jackson State was able to claim the stadium all to themselves, as well as occasional SWAC Championships and MHSAA Football Championships.

MARTIN AND MULLIGAN RETURN AFTER INJURIES IN 2023

Jackson State returns its top two running backs from a season ago, a season that both were injured in and missed significant time for the Tigers.

Irv Mulligan returns after a season in which he was headed to all-conference honors before his injury. He finished the season with 674 yards on 122 carries including five touchdowns, and he also averaged 5.5 yards per carry and recorded a season-best rush of 66 yards. He also caught five passes for 42 yards. Mulligan finished with a season-high 174 yards on 21 carries with one touchdown against Bethune-Cookman (Sept. 23), and also finished with 115 yards on 23 carries against Alabama A&M (Oct. 14).

The Tigers also return J.D. Martin to give them more experience in the backfield. He played in just four games and ran the ball 31 times for 204 yards. He recorded a season-long 36 yard rush and averaged 6.6 yards per carry. Martin also hauled in six passes for 66 yards

QUINN PROMOTED TO DEFENSIVE COORDINATOR

Torenzo Quinn was elevated to the defensive coordinator position, just one year after being brought in as the defensive backs coach. Last season, he helped lead the nation in interceptions at the end of regular season with 17. The Tigers also only allowed 187.6 yards passing per game. He is no stranger to running a defense as he served as Assistant Head Coach and Passing Game Coordinator at UAPB.

While at UAPB, he guided the emergence of Shawn Steele into one of the SWAC's top defensive backs. In 2019, Steele was tied for sixth in the SWAC in interceptions (three) and tied for the league lead in pass breakups with 18. Also, in 2019, Blake Conner led the team in both solo tackles (43) and total tackles (77) while also recording two interceptions and two forced fumbles.

T.C. TAYLOR WILL CALL PLAYS THIS SEASON FOR JACKSON STATE

Head coach T.C. Taylor will be in a place he is comfortable in this season, calling plays for the Tigers. And he is no stranger to doing so, having done it at multiple stops along the way including at North Carolina Central.

At NCCU, Taylor helped guide the Eagles to three MEAC championships (2014, 2015, 2016), and in 2016 went unbeaten in conference play and qualified for the Air Force Reserve Celebration Bowl. In 2016 and under Taylor's guidance, NCCU set a record for total offense in a single season (4,614). Also, in 2014, Taylor's unit set a program record for passes completed in a season (227).

From 2014 to 2018, Taylor coached 28 All-MEAC offensive players and five All-Americans. In 2016 and under Taylor's tutoring, Malcolm Bell was a finalist for the 2016 Black College Football Player of the Year. Bell was also a three-time All-MEAC quarterback (2014, 2015, 2016) and set the program record for total offense (7,844 yards) and career completion percentage (56.6 percent) and was second in passing yards (6,340).

NEW ADDITIONS TO STAFF THIS YEAR INCLUDING FORMER JSU PLAYERS

The coaching staff will have a different look to it this year with several new faces coming to the Tigers, including a few former players returning home.

Joining the staff this year for the first time including Manny Ramirez (offensive line), Eric Gallon (running backs), Vincent Marshall (wide receivers), Chris Orr (linebackers), Kali James (defensive line), and Javancy Jones (special teams coordinator).

Ramirez comes to the Tigers from Texas Southern where he coached for two years and has experience at all levels of football including a nine-year NFL playing career. James comes to the Tigers from Florida where he served as a defensive line assistant after an award-winning career at Tuskegee.

Orr comes from Baylor where he served as a defensive assistant after playing at Wisconsin and finishing with 187 tackles. Marshall comes from Norfolk State after playing at Houston in the early 2000s and graduated as the school's all-time leading receiver. Gallon comes back to Jackson State after a brief stint with North Carolina A&T, and played collegiately at Kansas State.

Meanwhile, Jones - a former All-American at Jackson State - returns to his alma mater as the special teams coordinator and outside linebackers coach.

JACKSON STATE IN SEASON OPENERS

Since 1956, Jackson State has recorded 47 wins in the season opener, putting together a 47-24-4 record over that span. The Tigers have won their last four season openers dating back to the Spring of 2021 after dropping five

consecutive openers from 2015 to 2019.

TIGERS AGAINST THE FBS ALL-TIME SINCE 1956

Jackson State has played 16 games against teams that are currently in the Football Bowl Subdivision (FBS). However, the Tigers have played 10 games against teams that were currently at the FBS level when the game was played:

- Middle Tennessee (2015) lost 70-14
- South Alabama (2018) lost 37-14
- Southern Miss (1987) lost 17-7
- Southern Miss (2002) lost 55-7
- Southern Miss (2018) lost 55-7
- TCU (2017) lost 63-0
- Texas State (2003) lost 77-34
- Tulane (2013) lost 34-7
- ULM (2021) lost 12-7
- UNLV (2016) lost 63-16

They have also played six games against teams that are currently FBS level opponents, but were FCS when they game was played:

- Arkansas State (1987) lost 35-32
- Boise State (1981) lost 19-7
- Georgia Southern (1985) lost 27-0
- Marshall (1995) lost 38-3
- Middle Tennessee (1990) lost 28-7
- UNLV (1975) lost 63-16

GRADUATES PLAYING IN 2023 FOR JACKSON STATE

Jackson State has 23 graduates on its roster heading into the 2023 season. That list consists of:

- John Brown, DL, Jackson (Miss.)
- Austin Edmonds, LB, Wilmington (Del.)
- Kirk Ford Jr., OL, Keller (Texas)
- Esaias Guthrie, DB, Wilmington (Del.)
- Evan Henry, OL, Dallas (Texas)
- Josh Higgins, DB, Fresno (Calif.)
- Derrell Holston, DB, Stone Mountain (Ga.)
- Javarian Jenkins, LB, Hattiesburg (Miss.)
- Daved Jones Jr., LB, Cincinnati (Ohio)
- J.D. Martin, RB, Wetumpka (Ala.)
- Fabian McCray, WR, Chicago (Ill.)
- Robert McDaniel, DB, Jackson (Miss.)
- Jacobian Morgan, QB, Canton (Miss.)
- Irv Mulligan, RB, Beaufort (S.C.)
- Matt Noll, P, Robesonia (Pa.)
- Anthony Petty, DB, Wiggins (Miss.)
- Javion Posey, WR, Greenville (Ala.)
- Athen Smith, DL, Lexa (Ark.)
- Tru Thompson, DL, Grayson (Ga.)
- Allen Walker, LB, Alpharetta (Ga.)
- Jaeden Ward, LB, Wallis (Texas)
- Phillip Webb, DL, Atlanta (Ga.)
- Ke'Vric Wiggins Jr., DB, Houston (Texas)

LEWISVILLE, TEXAS - WHO WOULD HAVE GUESSED IT

Jackson State has four players on its team from the same high school - in the state of Texas. Former high school

2024 PRESEASON HONORS

KIRK FORD JR.

Third Team Phil Steele All-SWAC

ESAIAS GUTHRIE

Second Team All-SWAC

Second Team Phil Steele All-SWAC

EVAN HENRY

BOXTOROW Preseason All-American

First Team All-SWAC

First Team Phil Steele All-SWAC

FABIAN McCRAY

HBCU+ Player of the Year Watch List

BOXTOROW Preseason All-American

First Team All-SWAC

First Team Phil Steele All-SWAC

ROBERT MCDANIEL

Aeneas Williams Watch List

Senior Bowl Watch List

Third Team Phil Steele All-SWAC

IRV MULLIGAN

First Team Phil Steele All-SWAC

MATT NOLL

FCS Punter of the Year Watch List

FCS Central Preseason All-American

BOXTOROW Preseason All-American

First Team All-SWAC

First Team Phil Steele All-SWAC

B.J. WASHINGTON

Aeneas Williams Watch List

JEREMIAH WILLIAMS

Second Team Phil Steele All-SWAC

teammates Quaveon Davis, Xavion Davis, Devin Love, and Ethan Terrell will all suit up for the Tigers after playing at Lewisville High School.

YOUNG STAFF IN 2024

Jackson State has one of arguably the youngest staffs in the country with an average age of 32.5 years old. The Tigers have 10 coaches on staff that are under the age of 30, while head coach T.C. Taylor is only 45 years old in his second season with Jackson State.

Here is a breakdown of the ages of the assistant coaches:

- Eric Gallon - 53
- Manny Ramirez - 41
- Otis Riddley - 40
- Vincent Marshall - 40
- Torenzo Quinn - 37
- Javancy Jones - 29
- Rip Kirk - 28
- Jaylon Watson - 28
- Chris Orr - 27
- Bobby Mitchell - 27
- Kali James - 26
- Tenoa Alex, Jr. - 26
- Mario Magana, Jr. - 23
- Kaleb Graham - 22

MULLIGAN AND MARTIN MISS THE SEASON OPENER

The teams top two rushers returning from a season ago sat out the season opener against ULM as they continue to rehab from injuries suffered last season. Irv Mulligan was injured against Alabama State and did not play the remainder of the season, while J.D. Martin played just four games for the Tigers last season.

NICE DEBUT FOR TERRELL

Travis Terrell Jr. made his collegiate debut against ULM and responded with a team-high six receptions for 45 yards in the loss. He also ran for 12 yards and returned a kick for 21 yards in the loss.

TWICE AS NICE FOR MORGAN

Jacobian Morgan was responsible for a pair of touchdowns for Jackson State against ULM. The junior quarterback recorded a 41-yard touchdown pass to Joanes Fortilien to tie the game up in the first half and than ran for another in the third quarter to tie it up yet again.

SPEAKING OF MORGAN

Morgan finished 23-of-28 with an interception and a touchdown against ULM. He finished with 228 yards and a staggering 82.1 completion percentage, good for third in the country after the opening week. He also completed 23 of his passes that ranked him ninth in the country after the opening week.

NICE DEBUT FOR LANDY

Marvin Landy made his debut at tight for Jackson State against ULM and responded with four receptions for 51

yards including a long of 27 yards.

PLAYERS FROM TENNESSEE

Jackson State has three players on its roster from the state of Tennessee this season with all three from the city of Memphis which is only 87 miles from the city of Jackson, Tennessee (the home of Lane). Both Ahmad Miller and Zyon Walker played at Whitehaven High School, while Brandon Mitchell played at Middle Georgia.

W.C. GORDEN CLASSIC

Jackson State has won the last four W.C. Gorden Classics played at Mississippi Veterans Memorial Stadium dating back to the Spring of 2021. The last loss came against Grambling State in 2019.

- Since that loss to the Tigers:
- def. Edward Waters, 63-0 (Spring 2021)
 - def. Delta State, 24-17 (2021)
 - def. Grambling State, 66-24 (2022)
 - def. Bethune-Cookman, 22-16 (2023)

The classic is named after W.C. Gorden who was the head coach at Jackson State from 1976 to 1991, compiling a record of 119-48-5. Gorden joined the Jackson State foot-ball staff as an assistant coach in 1966, and was named interim head coach during the 1976 season after the firing of Robert Hill. His appointment as head coach was made permanent following the 1976 season.

Gorden was inducted into the College Football Hall of Fame as a coach in 2008.

WALKER BLOCKS A KICK IN OPENER

Allen Walker recorded a blocked kick in the opener against ULM, blocking an extra point attempt.

CAPTAINS FOR THE OPENER

Jackson State named four different players as captains for the season opener against ULM, a pair on offense and a pair on defense. The captains for the game were Esaias Guthrie, Evan Henry, Fabian McCray, and Jeremiah Williams. Speaking of Guthrie, he recorded a big sack in the first half that ended a drive for ULM and took the Warhawks out of field goal range.

NOT THE START THE TIGERS WANTED

Jackson State faced uncertainty in the opener against ULM and it wasn't with the opponent. The Tigers were delayed for two hours prior to kickoff due to weather, pushing kick back to 8 pm.

TIGERS IN HOME OPENERS

Since 1956, Jackson State has a 51-15-2 all-time record at Mississippi Veterans Memorial Stadium. The Tigers have played 68 total games in home openers.

HOME ATTENDANCE IN 2023

Jackson State led the FCS in attendance in 2023 averaging 30,060 fans per game.

TIGERS IN THE NCAA		
	RANK	VALUE
3rd Down Conversions	28	0.417
3rd Down Conversion Pct Defense	37	0.385
4td Down Conversions	59	0.000
4th Down Conversion Pct Defense	82	1.000
Blocked Kicks	1	1
Blocked Kicks Allowed	88	1
Blocked Punts		
Blocked Punts Allowed	98	1
Completion Percentage	4	0.828
Defensive TDs		
Fewest Penalties	72	8
Fewest Penalties per Game	77	8.00
Fewest Penalty Yards	62	60
Fewest Penalty Yards per Game	67	60.00
First Downs Defense	24	17
First Downs Offense	60	16
Fumbles Lost	1	0
Fumbles Recovered		
Kickoff Return Defense	64	21.50
Kickoff Returns	65	17.00
Net Punting	29	40.60
Passes Had Intercepted	55	1
Passes Intercepted		
Passing Offense	30	227.0
Passing Yards Allowed	19	132.0
Passing Yards per Completion	74	9.46
Punt Return Defense	70	11.00
Punt Returns	44	0.00
Red Zone Defense	52	1.000
Red Zone Offense	1	1.000
Rushing Defense	70	204.0
Rushing Offense	89	59.0
Sacks Allowed	44	2.00
Scoring Defense	51	30.0
Scoring Offense	64	14.0
Tackles for Loss Allowed	61	7.00
Team Passing Efficiency	21	152.99
Team Passing Efficiency Defense	90	191.25
Team Sacks	23	2.00
Team Tackles for Loss	33	5.0
Time of Possession	89	25:11
Total Defense	33	336.0
Total Offense	63	286.0
Turnover Margin	64	-1.00
Turnovers Gained		
Turnovers Lost	32	1
Winning Percentage	32	0.000

RECORD BREAKDOWN

	2024	SWAC
Overall	0-1	-
vs. SWAC	-	-
vs. Non-Conference	0-1	-
at Mississippi Veterans Memorial	-	-
in Away Game	0-1	-
at Neutral Sites	-	-
Day Games	-	-
Night Games (6 p.m. start or later)	0-1	-
vs. Top 25 Teams	-	-
vs. Top 10 Teams	-	-
vs. Top 5 Teams	-	-
vs. Top-Ranked Teams	-	-
TV Games	0-1	-
on SWAC Digital Network	-	-
on ESPN	-	-
on ESPN2	-	-
on ESPN+	0-1	-
on ESPNU	-	-
on HBCUGO	-	-
Scoring First	-	-
Opponents Score First	0-1	-
Leading at halftime	-	-
Trailing at Halftime	0-1	-
Tied at Halftime	-	-
Leading after Third Quarter	-	-
Trailing after Third Quarter	0-1	-
Tied after Third Quarter	-	-
Overtime Games	-	-
Scoring less than 20 points	0-1	-
Scoring 20-29 points	-	-
Scoring 30-39 points	-	-
Scoring 40-49 points	-	-
Scoring 50+ points	-	-
Allowing less than 20 points	-	-
Allowing 20-29 points	-	-
Allowing 30-39 points	0-1	-
Allowing 40-49 points	-	-
Allowing 50+ points	-	-
Totaling 300-399 yards of total offense	-	-
Totaling 400-499 yards of total offense	-	-
Totaling 500-599 yards of total offense	-	-
Totaling 600-plus yards of total offense	-	-
Rushing for less than 100 yards	0-1	-
Rushing for 150-plus yards	-	-
Passing for less than 300 yards	0-1	-
Passing for 300-399 yards	-	-
Passing for 400-499 yards	-	-
Passing for 500-plus yards	-	-
Allowing less than 100 yards rushing	-	-
Allowing 100-199 yards rushing	0-1	-
Allowing 200-plus yards rushing	-	-
Allowing less than 200 yards passing	0-1	-
Allowing 200-299 yards passing	-	-
Allowing 300-399 yards passing	-	-
Allowing 400-plus yards passing	-	-
Allowing less than 300 yards total offense	-	-
Allowing 300-399 yards of total offense	0-1	-
Allowing 400-499 yards of total offense	-	-
Allowing 500-plus yards of total offense	-	-
Having no turnovers	-	-
Forcing no turnovers	0-1	-
Leading turnover margin	-	-
Trailing turnover margin	0-1	-
Tied in turnover margin	-	-
Having < 2 takeaways	0-1	-
Having 2 or more takeaways	-	-
Leading in time of possession	-	-
When trailing in time of possessions	0-1	-

OPPONENT (LANE COLLEGE)



LANE
DRAGONS
0-0, 0-0 SIAC



VYRON
BROWN
THIRD SEASON

LAST MEETING
JACKSON STATE def. LANE, 72-0

Sept. 23, 1972 | Jackson, Miss. | Mississippi Veterans Memorial Stadium

2023 STATISTICS

TEAM STATISTICS

	Lane	Opponents
SCORING		
Points Per Game	22.70	33.50
Total	227	335
FIRST DOWNS		
Rushing	97	85
Passing	84	87
Penalty	13	23
Total	194	195
RUSHING		
Yards Gained	1661	1779
Yards Lost	221	273
Attempts	368	356
Average Per Attempt	3.9	4.2
Avg. Per Game	144.0	150.6
Touchdowns	21	19
Total	1440	1506
PASSING		
Att-Comp-Int	297-161-16	266-166-6
Avg. Per Attempt	6.70	7.52
Avg. Per Game	198.90	200.10
Touchdowns	9	21
Total	1989	2001
TOTAL OFFENSE		
Total Plays	665	622
Avg. Per Play	5.2	5.6
Avg. Per Game	342.9	350.7
Total Yards	3429	3507
Touchdowns	32	43
RETURNS		
Kickoff: Average	19.16	15.85
Kickoff: Total	44-843	33-523
Punt: Average	6.92	13.55
Punt: Total	12-83	20-271
INT: Average	10.67	8.06
INT: Total	6-64	16-129
KICKING		
Punt: Avg. Yards Per Game	29.02	34.57
Punt: Net Average	23.08	31.64
Punt: Total Yards	49-1422	42-1452
FG: Good-Attempts	2-4	7-8
Onside Kicks	1-1	0-0
PENALTIES		
Avg. Per Game (YDS)	68.60	68.00
Total-Yards	68-686	81-680
TIME OF POSSESSION		
Avg. Per Game	30:43	31:39
Total	05:07:10	05:16:30
MISCELLANEOUS		
3rd Down Conversions	51-143 (35.66%)	62-136 (45.59%)
4th Down Conversions	12-27 (44.44%)	5-16 (31.25%)
Fumbles-Lost	11-8	10-8
Sacks-Yards Lost	20-101	23-122
PAT: Good-Attempts	23-29	40-42
Misc. Yards	0	83
Red Zone: Attempts-Scores	25-29	31-33
Red Zone: Touchdowns	23-29	25-33

INDIVIDUAL STATISTICS

RUSHING	G	ATT	GAIN	LOSS	NET
Duhe, Kylan	10	204	981	53	928
Banks, Jermarkest	8	42	172	10	162
Solomon, Polo	9	58	257	107	150
PASSING	G	EFF	C-A-I	YDS	
Solomon, Polo	9	112.00	115-208-11	1352	
Gaston, Jerick	8	110.11	38-76-3	576	
RECEIVING	G	NO	YDS	TD	
Jones, Jacquez	36	52	878	4	
Young, Virgil	10	22	223	0	
Holland, Terrence	9	20	174	1	
Duhe, Kylan	10	22	171	1	
Holland, Terrance	7	19	165	1	
DEFENSE	G	UT	AST	TT	
Hasan, Asmar	10	67	51	118	
Galter, Tyshun	10	29	38	67	
Jones, Jacquez	10	41	21	62	
Brown, Jeremiah	10	32	21	53	

SOUTHWESTERN ATHLETIC CONFERENCE

STANDINGS

Eastern Division											
	SWAC	Pct.	GB	Division	Overall	Pct.	Home	Away	Neutral	L10	Streak
Florida A&M	0-0	.000	-	0-0	2-0	1.000	1-0	0-0	1-0	2-0	W2
Alabama A&M	0-0	.000	-	0-0	0-1	.000	0-0	0-1	0-0	0-1	L1
Alabama State	0-0	.000	-	0-0	0-1	.000	0-0	0-0	0-1	0-1	L1
Bethune-Cookman	0-0	.000	-	0-0	0-1	.000	0-0	0-1	0-0	0-1	L1
Jackson State	0-0	.000	-	0-0	0-1	.000	0-0	0-1	0-0	0-1	L1
Mississippi Valley St.	0-0	.000	-	0-0	0-1	.000	0-0	0-1	0-0	0-1	L1

Western Division											
	SWAC	Pct.	GB	Division	Overall	Pct.	Home	Away	Neutral	L10	Streak
Texas Southern	1-0	1.000	-	0-0	1-0	1.000	1-0	0-0	0-0	1-0	W1
Alcorn State	0-0	.000	0.5	0-0	0-1	.000	0-0	0-1	0-0	0-1	L1
Grambling State	0-0	.000	0.5	0-0	0-1	.000	0-0	0-1	0-0	0-1	L1
Southern	0-0	.000	0.5	0-0	0-1	.000	0-0	0-1	0-0	0-1	L1
UAPB	0-0	.000	0.5	0-0	0-1	.000	0-0	0-1	0-0	0-1	L1
Prairie View A&M	0-1	.000	1	0-0	0-1	.000	0-1	0-0	0-0	0-1	L1

SCHEDULE / RESULTS

all times central

SATURDAY, AUGUST 24

Florida A&M def. Norfolk State (Atlanta, Ga.), 24-23

THURSDAY, AUGUST 29

ULM def. Jackson State, 30-14

Arkansas def. UAPB(Little Rock, Ark.), 70-0

UAB def. Alcorn State, 41-3

SATURDAY, AUGUST 31

Florida A&M def. South Carolina State, 22-18

Tennessee State def. Mississippi Valley State 41-21

South Florida def. Bethune-Cookman, 48-3

*Texas Southern def. Prairie View A&M, 27-9

Auburn def. Alabama A&M, 73-3

Louisiana def. Grambling State, 40-10

McNeese State def. Southern, 21-7

SUNDAY, SEPTEMBER 1

North Carolina Central def. Alabama State (Miami, Fla.), 31-24

SATURDAY, SEPTEMBER 7

Mercer at Bethune-Cookman	2 p.m.
Florida A&M at (19) Miami (Fla.)	5 p.m.
Miles at Alabama State	5 p.m.
Kentucky State at Alabama A&M	6 p.m.
Tuskegee at Grambling State	6 p.m.
Lane at Jackson State	6 p.m.
Texas Southern at Rice	6 p.m.
Savannah State at Southern	6 p.m.
Prairie View A&M at Northwestern State	6 p.m.
Mississippi Valley State at Lamar	6 p.m.
Alcorn State at Vanderbilt	6:30 p.m.
Little Rock at UAPB	7 p.m.

SATURDAY, SEPTEMBER 14

Prairie View A&M at Michigan State	2:30 p.m.
Bethune-Cookman at Western Michigan	5:30 p.m.
Southern at Jackson State	6 p.m.
Mississippi Valley State at Murray State	6 p.m.
Alabama State at Samford	6 p.m.
UAPB at Tennessee State	6 p.m.
Edward Waters at Alcorn State	6 p.m.
Grambling at Texas A&M-Commerce	6 p.m.
Georgetown (Ky.) at Alabama A&M	6 p.m.

SATURDAY, SEPTEMBER 21

Clark-Atlanta at Bethune-Cookman	2 p.m.
Mississippi Valley State at Nicholls	3 p.m.
Central Arkansas at UAPB	6 p.m.
Alabama A&M at Austin Peay	6 p.m.
Florida A&M at Troy	6 p.m.
Jackson State at Grambling State	6 p.m.
Southern at Prairie View A&M	6 p.m.
Texas Southern at Lamar	6 p.m.
Alcorn State at McNeese State	7 p.m.

SATURDAY, SEPTEMBER 28

*Alcorn State at Mississippi Valley State	TBD
*Alabama State at Bethune-Cookman	2 p.m.
*Alabama A&M at Florida A&M	5 p.m.
*Grambling State at Prairie View A&M	6 p.m.
*Jackson State at Texas Southern	6 p.m.

SATURDAY, OCTOBER 5

*UAPB at Alcorn State	TBD
*Florida A&M at Alabama State	2 p.m.
Virginia-Lynchburg at Texas Southern	2 p.m.
*Alabama A&M vs. Jackson State (Mobile, Ala.)	4 p.m.
Prairie View A&M at Incarnate Word	6 p.m.
Nicholls at Southern	6 p.m.

FRIDAY, OCTOBER 11

*Prairie View A&M at UAPB	8:15 p.m.
---------------------------	-----------

SATURDAY, OCTOBER 12

*Bethune-Cookman at Alabama A&M	TBD
*Mississippi Valley State at Alabama State	2 p.m.
*Alcorn State at Grambling State	2 p.m.
*Southern at Texas Southern	6 p.m.

SATURDAY, OCTOBER 19

*UAPB at Grambling State	TBD
*Bethune-Cookman at Mississippi Valley State	TBD
*Florida A&M at Jackson State	2:30 p.m.
*Alcorn State at Southern	6 p.m.

SATURDAY, OCTOBER 26

*Mississippi Valley State at UAPB	2 p.m.
*Jackson State at Bethune-Cookman	2 p.m.
*Texas A&M-Commerce at Prairie View A&M	2 p.m.
*Alabama State vs. Alabama A&M (Birmingham, Ala.)	2:30 p.m.
*Southern at Florida A&M	6 p.m.
*Grambling State at Texas Southern	6 p.m.

SATURDAY, NOVEMBER 2

*Southern at Alabama A&M	TBD
*Prairie View A&M at Mississippi Valley State	TBD
*UAPB at Jackson State	2 p.m.
*Grambling State at Bethune-Cookman	2 p.m.
*Texas Southern at Florida A&M	3 p.m.
*Alcorn State at Alabama State	4 p.m.

SATURDAY, NOVEMBER 9

*Texas Southern at Alcorn State	TBD
*Alabama A&M at UAPB	2 p.m.
*Mississippi Valley State at Jackson State	2 p.m.
*Alabama State at Grambling State	2 p.m.
*Bethune-Cookman at Southern	2 p.m.
*Florida A&M at Prairie View A&M	2 p.m.

*SWAC game

SWAC PLAYERS OF THE WEEK

OFFENSE

Week 1 Daniel Richardson, Florida A&M

Week 2

Week 3

Week 4

Week 5

Week 6

Week 7

Week 8

Week 9

Week 10

Week 11

Week 12

DEFENSE

Week 1 Michael Oppong, Florida A&M

Week 2

Week 3

Week 4

Week 5

Week 6

Week 7

Week 8

Week 9

Week 10

Week 11

Week 12

SPECIAL TEAMS

Week 1 A.J. Gates, Alabama State

Week 2

Week 3

Week 4

Week 5

Week 6

Week 7

Week 8

Week 9

Week 10

Week 11

Week 12

NEWCOMER

Week 1 Danny Green, Jr., Texas Southern

Week 2

Week 3

Week 4

Week 5

Week 6

Week 7

Week 8

Week 9

Week 10

Week 11

Week 12

THE TAYLOR FILE

Born	September 22, 1978
Hometown	Magnolia, Miss.
Wife	Dawn
Children	Tre and Tylan

COACHING HISTORY

Year	School	Position
2005	Coahoma	quarterbacks/receivers
2006-11	Coahoma	offensive coordinator
2012-13	Texas Southern	wide receivers
2014	NC Central	co-offensive coordinator
2017-18	NC Central	offensive coordinator
2019-2020	Jackson State	wide receivers/tight ends
2021-22	Jackson State	offensive coordinator
2023-	Jackson State	head coach

PLAYING HISTORY

Year	School/Team
1999-2001	Jackson State
2002-03	New England Patriots
2003	Frankfurt Galaxy
2003	Amsterdam Admirals
2003	Detroit Lions

RECORD AGAINST OPPONENTS

Alabama A&M	1-0
Alabama State	0-1
Alcorn State	0-1
Bethune-Cookman	1-0
Florida A&M	0-1
Grambling State	0-0
Lane	0-0
Mississippi Valley State	1-0
South Carolina State	1-0
Southern	1-0
Texas Southern	1-0
Texas State	0-1
UAPB	1-0
ULM	0-1



HEAD COACH T.C. TAYLOR

One of the greatest Jackson State Football Tigers to ever don the Blue and White has ascended to the position of Head Coach at his alma mater. T.C. Taylor was been named the 22nd head coach for JSU football. He officially took the reins of the program following the conclusion of the Celebration Bowl.

The former JSU quarterback and wide receiver has been a part of the Jackson State football staff since 2019, coaching tight ends and wide receivers, and has played a key role in an historic run over the past two seasons of Tiger football. JSU posted a 23-3 record over the previous two seasons prior to Taylor taking over the program, winning back-to-back Southwestern Athletic Conference championships and posting consecutive undefeated conference seasons before finishing 7-4 in 2023.

In his first season at the helm of the Tigers, Taylor led the team to a second-place finish in the East Division. They finished fourth in the conference in scoring at 27.3 points per game and third in rushing with 1,778 yards on 397 attempts for an average of 161.6 yards per game. They also finished second in passing at 227.7 yards per game, and were the best team offensively in the conference at 389.4 yards per game. Defensively, the team finished fifth in the conference in scoring and fourth in total defense.

As an assistant coach at JSU, Taylor has helped develop some of the best receivers in the SWAC. During the abbreviated Spring 2021 season, he tutored WR Daylen Baldwin, who led the SWAC in receiving yards (540) and touchdowns (seven). During the Fall 2021 season, Malachi Wideman tied for the conference lead with 12 touchdown receptions, while Keith Corbin ranked second in both receptions (69) and yards (921) and tied for seventh in touchdowns. In 2022, Dallas Daniels ranked second in the SWAC in receptions (60), third in receiving yards (666), and fourth in touchdowns (six). Shane Hooks ranked third in the SWAC in receptions (59) and third in both receiving yards (705) and receiving touchdowns (10). Prior to the 2022 season, Taylor was selected for an NFL coaching fellowship with the Tennessee Titans.

A native of McComb, Miss., Taylor played quarterback and wide receiver at Jackson State from 1998-2001, starting off as a signal caller for two-and-a-half seasons before switching to wide receiver. In just 19 games as a receiver, he amassed 188 catches for 1,793 yards. As a senior at Jackson State, Taylor broke the JSU single-season record with 84

receptions for 1,234 yards and 11 touchdowns, earning NCAA Division I-AA Third-Team All-America honors from The Sports Network and First-Team Black College All-America recognition from Sheridan Broadcasting Network. He was also the runner-up for the 2001 Conerly Trophy, presented to Mississippi's top college football player, behind Eli Manning.

Prior to returning to JSU as assistant coach in 2019, Taylor coached at North Carolina Central from 2014-18, where he coached quarterbacks and served as offensive coordinator.

At NCCU, Taylor helped guide the Eagles to three MEAC championships (2014, 2015, 2016), and in 2016 went unbeaten in conference play and qualified for the Air Force Reserve Celebration Bowl.

In 2016 and under Taylor's guidance, NCCU set a record for total offense in a single season (4,614). Also, in 2014, Taylor's unit set a program record for passes completed in a season (227). From 2014 to 2018, Taylor coached 28 All-MEAC offensive players and five All-Americans. In 2016 and under Taylor's tutoring, Malcolm Bell was a finalist for the 2016 Black College Football Player of the Year.

Bell was also a three-time All-MEAC quarterback (2014, 2015, 2016) and set the program record for total offense (7,844 yards) and career completion percentage (56.6 percent) and was second in passing yards (6,340).

Taylor spent the prior two seasons (2012-13) at Texas Southern University as wide receivers coach and recruiting coordinator. From 2005-11, he coached at Coahoma Community College in Clarksdale, Miss., starting as the quarterbacks and wide receivers coach and spending the final six years as offensive coordinator. His offenses ranked among the top five in Mississippi junior colleges in total yards for four straight seasons from 2007-10.

Taylor signed as a rookie free agent with the New England Patriots in 2002, played wide receiver for the NFL Europe World Bowl XI champion Frankfurt Galaxy in 2003, and participated in the 2003 NFL preseason with the Detroit Lions before a nagging injury ended his playing career.

Taylor graduated from Jackson State with a bachelor's degree in health, physical education and recreation in 2005. He is married to Dawn, and they have two sons, Tre and Tylan.

NUMERICAL ROSTER

NO	PLAYER	POS	HT	WT	YR	HOMETOWN / HIGH SCHOOL / PREVIOUS SCHOOL
0	Jeremiah Williams	DL	6-2	285	R-Sr.	Lexington, Miss. / Holmes County CC
0	Travis Terrell	RB	5-8	165	Fr.	Atlanta, Ga. / Creekside HS
1	Kev'ric Wiggins	DB	6-0	178	Sr.	Houston, Texas / Klein Collins HS / ULM
1	Rico Powers	WR	6-2	175	R-Jr.	Savannah, Ga. / Hapeville Academy / South Carolina
2	Joshua Nobles	DL	6-4	225	R-Jr.	Camden, N.J. / Woodrow Wilson HS / Western Michigan
2	Ja'Naylon Dupree	WR	5-9	160	Fr.	Philadelphia, Miss. / Neshoba Central HS
3	Robert McDaniel	S	6-2	205	Gr.	Jackson, Miss. / Terry HS / Mississippi College
3	Zy McDonald	QB	6-0	185	Jr.	Ridgeland, Miss. / Ridgeland HS / Louisiana
4	Tyquan Henderson	WR	6-3	200	Sr.	Canton, Miss. / Canton HS / Copiah Lincoln CC / Southern Miss
4	Tru Thompson	DL	6-1	281	Jr.	Grayson, Ga. / Grayson HS / Florida State
5	Cameron Smith	DB	6-2	198	R-Jr.	Cleveland, Ohio / Euclid HS / Eastern Michigan
5	Irv Mulligan	RB	5-10	205	Gr.	Beaufort, S.C. / Whale Branch Early College HS / Wofford
6	Cam'Ron McCoy	QB	6-1	192	So.	St. Louis, Mo. / Middletown HS / Eastern Michigan
6	Esaias Guthrie	DB	6-1	183	5th	Wilmington, Del. / Middletown HS / Delaware State
7	Jameel Gardner, Jr.	WR	6-1	172	So.	Detroit, Mich. / Cass Technical HS / Kent State
7	Reid Pulliam	LB	6-3	220	Jr.	Belton, Texas / Life Christian HS / Holmes CC / Trinity Valley CC
8	J.D. Martin	RB	6-1	195	Sr.	Wetumpka, Ala. / East Central CC / Wetumpka HS
8	Jaeden Ward	LB	6-1	230	R-Sr.	Wallis, Texas / Brazos HS / Trinity Valley CC / Northwestern St.
9	B.J. Washington	DB	6-0	195	So.	Flora, Miss. / Madison Central HS / NW Mississippi CC
9	Fabian McCray	WR	6-2	192	Gr.	Chicago, Ill. / Phillips HS / Northern Illinois
10	Mike Smith III	RB	5-10	170	Fr.	Dayton, Ohio / Trotwood-Mason HS
11	Allen Walker	DL	6-2	234	Sr.	Alpharetta, Ga. / Milton HS / Louisiana Tech
11	Isaiah Spencer	WR	6-2	185	So.	Flora, Miss. / Madison Central HS
12	Nireek Sharpe	DB	6-0	165	Fr.	Atlanta, Ga. / Stockbridge HS
12	Parker Stofa	QB	6-3	210	Fr.	Converse, Texas / Judson HS
13	Day Day Bright	DB	5-11	170	Sr.	Lancaster, Calif. / Chaminade Prep / Portland State
13	Richard Mays	WR	6-1	200	Jr.	Ridgeland, Miss. / Ridgeland HS / Southern Miss
15	Jacobian Morgan	QB	6-4	229	Jr.	Canton, Miss. / Canton HS / Syracuse
16	Micah Cherry	DB	6-3	172	R-Jr.	Petal, Miss. / Petal HS / Toledo
16	Joanes Fortilien	WR	6-5	220	R-So.	Orlando, Fla. / Dr. Phillips HS
17	KJ Chisholm	DB	6-0	160	Fr.	Beaufort, S.C. / Whale Branch HS
17	Erick Simmons	WR	6-0	185	Sr.	Greenville, Miss. / Greenville HS
18	Austin Edmonds	LB	6-1	231	Sr.	Wilmington, Del. / Delaware Military Academy / Bryant
18	Bryson Moss	RB	5-10	194	Sr.	Newnan, Ga. / Newnan HS / Eastern Michigan
19	Brandon Mitchell	DB	6-3	180	Fr.	Memphis, Tenn. / Middle College HS
19	Kobe Paul	WR	6-0	171	R-So.	Dallas, Texas / Trinity Christian HS
21	Desmond Moultrie	RB	5-11	208	Sr.	Arlington, Texas / Lamar HS
22	Nate Blount IV	RB	5-10	230	Fr.	Brandon, Miss. / Brandon HS
23	Javarian Jenkins	LB	6-3	215	Sr.	Hattiesburg, Miss. / Oak Grove HS / ULM / Jones CC
24	Anthony Petty	DB	5-19	177	Sr.	Wiggins, Miss. / Stone HS
25	Shamar Hawkins	DB	5-11	190	Jr.	Chicago, Ill. / Williams Field HS / Mount San Antonio
26	Josh Higgins	DB	6-0	180	Gr.	Fresno, Calif. / Buchanan HS / Weber State
26	Javion Posey	WR	6-1	215	Gr.	Greenville, Ala. / Greenville HS / Florida Atlantic
27	Ahmad Miller	RB	6-0	210	So.	Memphis, Tenn. / Whitehaven HS
28	Joe Perkins	DB	6-0	196	R-Jr.	Jackson, Miss. / Madison-Ridgeland Academy / FIU
29	Kobe Boykin	RB	5-8	155	Fr.	Orange, Calif. / Orange HS
30	Ashton Taylor	LB	6-1	223	R-So.	Hoover, Ala. / Hoover HS / Tennessee Tech
31	Frankie Dunn, Jr.	DB	5-8	168	R-Jr.	Clinton, Miss. / Feliciana HS
32	Daved Jones, Jr.	LB	6-1	228	Sr.	Cincinnati, Ohio / Lakota West HS / Cincinnati
33	John Brown	DL	6-1	258	Gr.	Jackson, Miss. / Provine HS
35	Leilani Armenta	K/P	5-7	170	R-Fr.	Ventura, Calif. / St. Bonaventure HS
36	Ezequiel Johnson	RB	5-9	190	R-Jr.	Brunswick, N.J. / South Brunswick HS / Southern Connecticut
37	Donovan Warren	P/K	6-1	208	Sr.	Santa Cruz, Calif. / Santa Cruz County / Gannon
38	Gerard Baeza	K/P	5-8	175	R-Jr.	Boaz, Ala. / Boaz HS / Kentucky State
39	Phillip Webb	DL	6-5	265	Sr.	Sugar Hill, Ga. / Lanier HS / LSU
40	Braxton Barney	DL	6-3	223	Fr.	Madison, Miss. / Madison Central HS
41	Avery Salerno	K/P	6-0	220	So.	Clemmons, N.C. / West Forsyth HS / Chowan
43	Jace Ward	DL	6-3	220	Fr.	Carrollton, Ga. / Carrollton HS
44	Hunter Burns	LS	6-0	207	Sr.	Charleston, W.V. / South Charleston HS / Marshall
45	Kenneth Jiles, Jr.	TE	6-5	235	R-So.	Springfield, Ohio / Springfield HS / San Diego State
46	Jaylin Acker	DB	6-1	217	Fr.	Gulfport, Miss. / Pass Christian HS
47	Jalen Ballard	K/P	6-2	190	R-So.	Brandon, Miss. / Holmes CC / Brandon HS
48	Matt Noll	P/K	6-0	200	Gr.	Robesonia, Penn. / Conrad Weiser HS / Delaware State
49	Emari Matthews	RB	5-7	220	R-So.	Midlothian, Texas / Trinity Christian HS
50	Tymon Wells	DL	6-2	285	Jr.	Hollandale, Miss. / Simmons HS / Coahoma CC

ALPHABETICAL ROSTER

NO	NAME	POS
35	Leilani Armenta	K/P
38	Gerard Baeza	K/P
47	Jalen Ballard	K/P
40	Braxton Barney	DL
93	Zalan Barrett	DL
65	Mason Barton	OL
85	Darren Bennett	TE
22	Nate Blount IV	RB
95	Kazarius Bowie	DL
29	Kobe Boykin	RB
13	Day Day Bright	DB
33	John Brown	DL
61	Cyson Burk	OL
44	Hunter Burns	LS
16	Micah Cherry	CB
67	Success Chikezie	OL
17	KJ Chisholm	DB
94	Stanley Cooks	DL
53	Jamariion Davis	LB
79	Quaveon Davis	OL
75	Xavion Davis	OL
97	Zale Day	DL
31	Frankie Dunn, Jr.	DB
2	Ja'Naylon Dupree	WR
18	Austin Edmonds	LB
70	Kirk Ford, Jr.	OL
16	Joanes Fortilien	WR
55	Douglas Fowler	OL
7	Jameel Gardner	WR
96	Zyon Gilmore	DL
6	Esaias Guthrie	S
51	J'Cori Hargon	LB
25	Shamar Hawkins	DB
4	Tyquan Henderson	WR
71	Evan Henry	OL
26	Josh Higgins	DB
46	Derrell Holston	LB
58	Cameron James	OL
23	Javarian Jenkins	LB
45	Kenneth Jiles, Jr.	TE
36	Ezequiel Johnson	RB
89	Marcardi Johnson	WR
32	Daved Jones, Jr.	LB
66	Jackson King	OL
90	Dimonyai Lacey	DL
88	Marvin Landy	TE
60	Devin Love	OL
82	Logan Mack	WR
8	J.D. Martin	RB
98	Tyas Martin	DL
48	Emari Matthews	RB
13	Richard Mays	WR
6	Cam'Ron McCoy	QB
9	Fabian McCray	WR
3	Robert McDaniel	S
3	Zy McDonald	QB
27	Ahmad Miller	RB
19	Brandon Mitchell	DB
15	Jacobian Morgan	QB
18	Bryson Moss	RB
21	Desmond Moultrie	RB
5	Irv Mulligan	RB
2	Joshua Nobles	DL
48	Matt Noll	P/K
57	Bryce Owens	LB

NUMERICAL ROSTER							ALPHABETICAL ROSTER		
NO	PLAYER	POS	HT	WT	YR	HOMETOWN / HIGH SCHOOL / PREVIOUS SCHOOL	NO	NAME	POS
51	J'Cori Hargon	LB	6-1	215	So.	Frisco, Texas / Lone Star HS / Mary-Hardin Baylor	19	Kobe Paul	WR
53	Jamarion Davis	LB	5-11	190	Fr.	Fort Pierce, Fla. / Fort Pierce Central HS	28	Joe Perkins	S
54	Earick Williams III	LB	5-11	205	Fr.	Hawthorne, Fla. / Vanguard HS	24	Anthony Petty	DB
55	Douglas Fowler	OL	6-3	315	Jr.	Dunnellon, Fla. / Dunnellon HS / Dodge City CC	26	Javion Posey	WR
56	Athen Smith	DL	6-2	260	Gr.	Lexa, Ark. / Barton HS / UAPB	1	Rico Powers	WR
57	Bryce Owens	LB	6-0	225	Fr.	Raymond, Miss. / Jackson Academy	7	Reid Pulliam	LB
58	Cameron James	OL	6-3	320	Jr.	Chicago, Ill. / Simeon Career Academy / Minnesota	81	Jency Riley	TE
60	Devin Love	OL	6-4	317	Fr.	Shreveport, La. / Lewisville HS	76	Antonio Ross, Jr.	OL
61	Cyson Burk	OL	6-3	270	Fr.	Ridgeland, Miss. / Ridgeland HS	83	Sebastien Saint-Louis	TE
62	Almetris Smith, Jr.	OL	6-0	285	R-Jr.	Clarksdale, Miss. / Clarksdale HS / Coahoma CC	41	Avery Salerno	K/P
64	Brian Williams, Jr.	OL	6-1	320	Fr.	Atlanta, Ga. / Creekside HS	86	Derek Scott	TE
65	Mason Barton	OL	6-4	310	Fr.	West Memphis, Ark. / West Memphis HS	12	Nireek Sharpe	DB
66	Jackson King	OL	6-3	300	Fr.	Milwaukee, Wisc. / Rufus King HS	17	Errick Simmons	WR
67	Success Chikezie	OL	6-2	292	Fr.	Ottawa, Ontario, Canada / St. Pius X HS	62	Almetris Smith	OL
68	Zyon Walker	DL	6-1	290	Sr.	Memphis, Tenn. / Whitehaven HS / South Alabama	56	Athen Smith	DL
69	Dequarious White	OL	6-4	333	Fr.	Lexington, Miss. / Holmes Central HS	5	Cameron Smith	S
70	Kirk Ford, Jr.	OL	6-5	308	Sr.	Keller, Texas / Keller HS / Navarro College	84	Kendarrius Smith	TE
71	Evan Henry	OL	6-4	324	Gr.	Dallas, Texas / Desoto HS / ULM	10	Mike Smith III	RB
72	Isaiah Villanneuva	OL	6-2	279	R-Fr.	Katy, Texas / Paetow HS / North Texas	11	Isaiah Spencer	WR
73	Kai Gadson	OL	6-3	295	R-Fr.	Tampa, Fla. / Tampa Bay Tech / Bethune-Cookman	10	Parker Stofa	QB
74	D'Andre Townes-Blue	OL	6-5	329	Jr.	Willow Grove, Penn. / Abington HS / Lackawanna College	30	Ashton Taylor	LB
75	Xavion Davis	OL	6-5	360	Fr.	Port St. Lucie, Fla. / Lewisville HS		Ethan Terrell	QB
76	Antonio Ross, Jr.	OL	6-5	332	Fr.	Flowood, Miss. / Hartfield Academy	0	Travis Terrell	RB
77	Bruno Zandamela	OL	6-8	310	R-So.	Clearwater, Fla. / Clearwater Academy	4	Tru Thompson	DL
79	Quaveon Davis	OL	6-7	350	Fr.	Port St. Lucie, Fla. / Lewisville HS	74	D'Andre Townes-Blue	OL
81	Jency Riley	TE	6-3	225	R-Jr.	Greensburg, La. / St. Helena College & Career Academy	72	Isaiah Villanneuva	OL
82	Logan Mack	WR	6-3	192	Sr.	Gilbert, Ariz. / Higley HS / Ottawa	11	Allen Walker	DL
83	Sebastien Saint-Louis	TE	6-3	225	Fr.	Boca Raton, Fla. / Boca Raton HS	68	Zyon Walker	DL
84	Kendarrius Smith	TE	6-4	230	R-Jr.	Jackson, Miss. / Jackson Prep / Holmes CC	43	Jace Ward	DL
85	Darren Bennett	TE	6-4	250	Sr.	Elkins Park, Penn. / Cheltenham HS / North Carolina A&T	8	Jaeden Ward	LB
86	Derek Scott	TE	6-3	215	R-Fr.	Clinton, Miss. / Clinton HS	37	Donovan Warren	P/K
88	Marvin Landy	TE	6-4	235	Sr.	Lakeland, Fla. / Jenkins HS / Tarleton State / Florida Atlantic	9	B.J. Washington	S
89	Macardi Johnson	WR	5-10	180	So.	Macon, Miss. / Noxubee County HS / Hinds CC	39	Phillip Webb	DL
90	Dimonyai Lacey	DL	6-3	288	Jr.	Eufaula, Ala. / Eufaula HS / NW Mississippi CC	50	Tymon Wells	DL
93	Zalan Barrett	DL	5-11	260	Jr.	Moorhead, Miss. / Morton HS / Mississippi Delta CC	69	Dequarious White	OL
94	Stanley Cooks II	DL	6-2	314	Fr.	Gainesville, Fla. / Hawthorne HS	1	Kev'ric Wiggins, Jr.	CB
95	Kazarius Bowie	DL	6-1	265	Sr.	Jackson, Miss. / Brandon HS / Mississippi College	64	Brian Williams, Jr.	OL
96	Zyon Gilmore	DL	6-1	360	R-Fr.	McComb, Miss. / McComb HS	54	Earick Williams III	LB
97	Zale Day	DL	6-3	240	Fr.	Chicago, Ill. / Carmel HS	0	Jeremiah Williams	DL
98	Tyas Martin	DL	6-4	330	Jr.	Helena, Ark. / Jacksonville HS / Colorado	77	Bruno Zandamela	OL
	Ethan Terrell	QB	6-2	195	Fr.	Detroit, Mich. / Lewisville HS			
Head Coach: T.C. Taylor									
Associate Head Coach: Otis Riddley									
Defensive Coordinator/Defensive Backs: Torenzo Quinn									
Run Game Coordinator/Offensive Line: Manny Ramirez									
Running Backs: Eric Gallon									
Quarterbacks: Rip Kirk									
Linebackers: Chris Orr									
Defensive Run Game Coordinator/Defensive Line: Kali James									
Cornerbacks: Mario Magana, Jr.									
Special Teams Coordinator/Outside Linebackers: Javancy Jones									
Defensive Analyst: Tenoa Alex, Jr.									
Defensive Analyst: Aaron Jackson									
Offensive Analyst: Kaleb Graham									
Offensive Analyst: Bobby Mitchell									

ROSTER BREAKDOWN / STATE & COUNTRY

ALABAMA (5)

Gerard Baeza (Boaz)
Dimonyai Lacey (Eufaula)
J.D. Martin (Wetumpka)
Javion Posey (Greenville)
Ashton Taylor (Hoover)

ARIZONA (1)

Logan Mack (Gilbert)

ARKANSAS (3)

Mason Barton (West Memphis)
Tyas Martin (Helena)
Athen Smith (Lexa)

CALIFORNIA (5)

Leilani Armenta (Ventura)
Kobe Boykin (Orange)
Day Day Bright (Lancaster)
Josh Higgins (Fresno)
Donovan Warren (Santa Cruz)

DELAWARE (2)

Austin Edmonds (Wilmington)
Esaiaas Guthrie (Wilmington)

FLORIDA (10)

Stanley Cooks (Gainesville)
Quaveon Davis (Port St. Lucie, Fla.)
Xavion Davis (Port St. Lucie, Fla.)
Joanes Fortilien (Orlando)
Douglas Fowler (Dunnellon)
Kai Gadson (Tampa)
Marvin Landy (Lakeland)
Sebastien Saint-Louis (Boca Raton)
Earrick Williams (Hawthorne)
Bruno Zandamela (Clearwater)

GEORGIA (10)

Derrell Holston (Stone Mountain)
Bryson Moss (Newnan)
Rico Powers (Atlanta)
Nireek Sharpe (Atlanta)
Travis Terrell (Atlanta)
Tru Thompson (Loganville)
Allen Walker (Alpharetta)
Jace Ward (Carrollton)
Phillip Webb (Sugar Hill)
Brian Williams Jr. (Atlanta)

ILLINOIS (3)

Shamar Hawkins (Chicago)
Cameron James (Chicago)
Fabian McCray (Chicago)

INDIANA (1)

Tavarious Easley-Jones (Fort Wayne)

LOUISIANA (3)

Frankie Dunn, Jr. (Clinton)
Devin Love (Shreveport)
Jency Riley (Greensburg)

MICHIGAN (2)

Jameel Gardner (Detroit)
Ethan Terrell (Detroit)

MISSISSIPPI (35)

Jaylin Acker (Gulfport)
Jalen Ballard (Brandon)
Braxton Barney (Madison)
Zalan Barrett (Morton)
Nate Blount IV (Hattiesburg)
Kazarius Bowie (Jackson)
John Brown (Jackson)
Cyson Burk (Ridgeland)
Micah Cherry (Petal)
Emahd Dabney (Jackson)
Frankie Dunn, Jr. (Clinton)
Ja'Naylon Dupree (Philadelphia)
Zyon Gilmore (McComb)
JD Granger (Natchez)
Tyquan Henderson (Canton)
Eric Hughes (Jackson)
Javarian Jenkins (Hattiesburg)
Marcardi Johnson (Macon)
Robert McDaniel (Jackson)
Richard Mays (Ridgeland)
Zy McDonald (Ridgeland)

Jacobian Morgan (Canton)
Bryce Owens (Raymond)
Joe Perkins (Jackson)
Anthony Petty (Wiggins)
Antonio Ross, Jr. (Flowood)
Derek Scott (Clinton)
Erick Simmons (Greenville)
Almetris Smith (Clarksdale)
Kendarrius Smith (Jackson)
Isaiah Spencer (Flora)
B.J. Washington (Flora)
Tymon Wells (Hollandale)
Dequarius White (Lexington)
Jeremiah Williams (Lexington)

MISSOURI (1)

Cam'Ron McCoy (St. Louis)

NEW JERSEY (2)

Ezequiel Johnson (Brunswick)
Joshua Nobles (Camden)

NORTH CAROLINA (1)

Avery Salerno (Clemmons)

OHIO (4)

Kenneth Jiles, Jr. (Springfield)
Daved Jones, Jr. (Cincinnati)
Cameron Smith (Cleveland)
Mike Smith (Dayton)
PENNSYLVANIA (3)
Darren Bennett (Elkins Park)
Matt Noll (Robesonia)
D'Andre Townes-Blue (Willow Grove)

SOUTH CAROLINA (2)

KJ Chisholm (Beaufort)
Irv Mulligan (Beaufort)

TENNESSEE (3)

Ahmad Miller (Memphis)
Brandon Mitchell (Memphis)
Zyon Walker (Memphis)

TEXAS (11)

Kirk Ford, Jr. (Keller)
Evan Henry (Dallas)
Emari Matthews (Midlothian)
J'Cori Morgan (Frisco)
Desmond Moultrie (Arlington)
Kobe Paul (Dallas)
Reid Pulliam (Belton)
Parker Stofa (Converse)
Isaiah Villanneuva (Houston)
Jaeden Ward (Wallis)
Kev'Ric Wiggins (Spring)

WEST VIRGINIA (1)

Hunter Burns (Charleston)

WISCONSIN (1)

Jackson King (Milwaukee)

CANADA (1)

Success Chikezie (Ottawa, Ontario)

ROSTER BREAKDOWN / BY POSITION

DEFENSIVE BACK (18)

Jaylin Acker (Gulfport, Miss.)
Day Day Bright (Lancaster, Calif.)
Micah Cherry (Petal, Miss.)
KJ Chisholm (Beaufort, S.C.)
Emahd Dabney (Jackson, Miss.)
Frankie Dunn, Jr. (Clinton, La.)
Esaiaas Guthrie (Wilmington, Del.)
Shamar Hawkins (Chicago, Ill.)
Derrell Holston (Stone Mountain, Ga.)
Eric Hughes (Jackson, Miss.)
Robert McDaniel (Jackson, Miss.)
Brandon Mitchell (Memphis, Tenn.)
Joe Perkins (Jackson, Miss.)
Anthony Petty (Wiggins, Miss.)
Nireek Sharpe (Atlanta, Ga.)
Cameron Smith (Cleveland, Ohio)
B.J. Washington (Flora, Miss.)
Kev'ric Wiggins (Spring, Texas)

DEFENSIVE LINE (18)

Braxton Barney (Madison, Miss.)
Zalan Barrett (Morton, Miss.)
Kazarius Bowie (Jackson, Miss.)
John Brown (Jackson, Miss.)
Stanley Cooks (Gainesville, Fla.)
Anthony Cunningham (Belleville, Ill.)
Zyon Gilmore (McComb, Miss.)
JD Granger (Natchez, Miss.)
Tyas Martin (Helena, Ark.)
Joshua Nobles (Camden, N.J.)
Athen Smith (Lexa, Ark.)
Tru Thompson (Loganville, Ga.)
Allen Walker (Alpharetta, Ga.)
Zyon Walker (Memphis, Tenn.)
Jace Ward (Carrollton, Ga.)
Phillip Webb (Sugar Hill, Ga.)
Tymon Wells (Hollandale, Miss.)
Jeremiah Williams (Lexington, Miss.)

LINEBACKER (10)

Jamarion Davis (Fort Pierce, Fla.)
Austin Edmunds (Wilmington, Del.)
Javarian Jenkins (Hattiesburg, Miss.)
Daved Jones, Jr. (Cincinnati, Ohio)
J'Cori Morgan (Frisco, Texas)
Bryce Owens (Raymond, Miss.)
Reid Pulliam (Belton, Texas)
Ashton Taylor (Hoover, Ala.)
Jaeden Ward (Wallis, Texas)
Earrick Williams (Hawthorne, Fla.)

LONG SNAPPER (2)

Hunter Burns (Charleston, W.V.)
Anthony Salerno (Clemmons, N.C.)

OFFENSIVE LINE (18)

Mason Barton (West Memphis, Ark.)
Cyson Burk (Ridgeland, Miss.)
Success Chikezie (Ottawa, Ontario, Canada)
Quavon Davis (Port St. Lucie, Fla.)
Xavion Davis (Port St. Lucie, Fla.)
Kirk Ford, Jr. (Keller, Texas)
Douglas Fowler (Dunnellon, Fla.)
Evan Henry (Dallas, Texas)
Cameron James (Chicago, Ill.)
Jackson King (Milwaukee, Wisc.)
Devin Love (Shreveport, La.)
Antonio Ross, Jr. (Flowood, Miss.)
Almetris Smith (Clarksdale, Miss.)
D'Andre Townes-Blue (Willow Grove, Penn.)
Isaiah Villanneuva (Houston, Texas)
Dequarius White (Lexington, Miss.)
Brian Williams (Atlanta, Ga.)
Bruno Zandamela (Clearwater, Fla.)

QUARTERBACK (5)

Cam'Ron McCoy (St. Louis, Mo.)
Zy McDonald (Ridgeland, Miss.)
Jacobian Morgan (Canton, Miss.)
Parker Stofa (Converse, Texas)
Ethan Terrell (Detroit, Mich.)

RUNNING BACK (11)

Nate Blount IV (Brandon, Miss.)
Kobe Boykin (Orange, Calif.)

Ezequiel Johnson (Brunswick, N.J.)
J.D. Martin (Wetumpka, Ala.)
Emari Matthews (Midlothian, Texas)
Ahmad Miller (Memphis, Tenn.)
Bryson Moss (Newnan, Ga.)
Desmond Moultrie (Arlington, Texas)
Irv Mulligan (Beaufort, S.C.)
Mike Smith (Dayton, Ohio)
Travis Terrell (Atlanta, Ga.)

SPECIALISTS (5)

Leilani Armenta (Ventura, Calif.)
Gerard Baeza (Boaz, Ala.)
John Ballard (Brandon, Miss.)
Matt Noll (Robesonia, Penn.)

TIGHT END (7)

Darren Bennett (Elkins Park, Penn.)
Kenneth Jiles, Jr. (Springfield, Ohio)
Marvin Landy (Lakeland, Fla.)
Jency Riley (Greensburg, La.)
Sebastian Saint-Louis (Boca Raton, Fla.)
Derek Scott (Clinton, Miss.)
Kendarrius Smith (Jackson, Miss.)

WIDE RECEIVER (12)























Ja'Naylon Dupree (Philadelphia, Miss.)
Joanes Fortilien (Orlando, Fla.)
Jameel Gardner (Detroit, Mich.)
Tyquan Henderson (Canton, Miss.)
Macardi Johnson (Macon, Miss.)
Fabian McCray (Chicago, Ill.)
Logan Mack (Gilbert, Ariz.)
Richard Mays (Ridgeland, Miss.)
Kobe Paul (Dallas, Texas)
Rico Powers (Atlanta, Ga.)
Erick Simmons (Greenville, Miss.)
Isaiah Spencer (Flora, Miss.)

STARTS (at JACKSON STATE)		
QUARTERBACKS	2023	2024
Jacobian Morgan	4	1
RUNNING BACKS	2023	2024
J.D. Martin	1	-
Desmond Moultrie	4	-
Irv Mulligan	5	-
Isaiah Spencer	6	-
Travis Terrell Jr.	-	1
WIDE RECEIVERS	2023	2024
Joanes Fortilien	-	1
Fabian McCray	10	1
Kobe Paul	3	-
Rico Powers Jr.	6	1
TIGHT END	2023	2024
Marvin Landy	-	1
Jency Riley Jr.	1	-
OFFENSIVE LINE	2023	2024
Quaveon Davis	6	-
Kirk Ford Jr.	5	1
Evan Henry	9	1
Cameron James	3	1
Almetris Smith, Jr.	-	1
D'Andre Townes-Blue	9	1
DEFENSIVE BACKS	2023	2024
Day Day Bright	-	1
Esaias Guthrie	9	1
Shamar Hawkins	-	1
Anthony Petty	6	-
Cameron Smith	-	1
B.J. Washington	3	-
Ke'Vric Wiggins	5	1
DEFENSIVE LINE	2023	2024
Athen Smith	4	1
Tru Thompson	5	1
Allen Walker	-	1
Phillip Webb	5	-
Jeremiah Williams	9	1
LINEBACKERS	2023	2024
Reid Pulliam	-	1
Ashton Taylor	-	1

WEEK TWO DEPTH CHART (based on week one starters)		
OFFENSE		
LT	70 Kirk Ford Jr. (6-5, 308, Sr.)	77 Bruno Zandamela (6-8, 315, R-So.)
LG	74 D'Andre Townes-Blue (6-5, 315, Jr.)	65 Mason Barton (6-6, 310, Fr.)
C	62 Alemtris Smith, Jr. (6-0, 285, R-Jr.)	64 Brian Williams Jr. (6-3, 340, Fr.)
RG	71 Evan Henry (6-4, 324, Gr.)	75 Xavion Davis (6-5, 360, Fr.)
RT	58 Cameron James (6-8, 320, Jr.)	79 Quaveon Davis (6-7, 350, So.)
TE	88 Marvin Landy (6-4, 235, Sr.)	83 Sebastien Saint-Louis (6-5, 235, So.)
X	16 Joanes Fortilien (6-5, 220, R-So.)	7 Jameel Gardner Jr. (6-1, 172, So.)
Y/H	9 Fabian McCray (6-2, 193, Gr.)	19 Kobe Paul (6-1, 180, Sr.)
Z	1 Rico Powers Jr. (6-2, 188, R-Jr.)	4 Tyuan Henderson (6-3, 200, Sr.)
RB	0 Travis Terrell Jr. (5-8, 165, Fr.)	27 Ahmad Miller (6-0, 210, So.)
QB	15 Jacobian Morgan (6-4, 227, Jr.)	6 Cam'Ron McCoy (6-1, 192, So.)
DEFENSE		
WF	11 Allen Walker (6-2, 234, Gr.)	39 Phillip Webb (6-5, 265, Sr.)
3T	4 Tru Thompson (6-1, 281, Jr.)	95 Kazarius Bowie (6-1, 265, Sr.)
NT	0 Jeremiah Williams (6-3, 285, R-Jr.)	90 Dimonyai Lacey (6-3, 288, Jr.)
RU	56 Athen Smith (6-2, 260, Gr.)	2 Joshua Nobles (6-4, 225, Jr.)
WLB	30 Ashton Taylor (6-2, 215, R-So.)	32 Daved Jones Jr. (6-1, 228, Sr.)
MLB	7 Reid Pulliam (6-3, 230, So.)	8 Jaeden Ward (6-1, 230, R-Sr.)
NB	3 Robert McDaniel (6-2, 207, Gr.)	25 Shamar Hawkins (5-11, 190, Jr.)
CB	13 Day Day Bright (5-11, 170, Sr.)	12 Nireek Sharpe (6-0, 165, Fr.)
FS	6 Esaias Guthrie (6-1, 183, 5th)	24 Anthony Petty (5-9, 177, Sr.)
SS	5 Cameron Smith (6-2, 198, R-Jr.)	9 B.J. Washington (6-0, 195, So.)
CB	1 Ke'Vric Wiggins (6-0, 178, Sr.)	17 KJ Chisholm (6-0, 165, Fr.)
SPECIAL TEAMS		
K	38 Gerardo Baeza (5-8, 175, R-Jr.)	47 Jalen Ballard (6-2, 190, R-So.)
P	48 Matt Noll (6-0, 200, Gr.)	33 Donovan Warren (6-1, 208, Sr.)
HD	48 Matt Noll (6-0, 200, Gr.)	
KOS	47 Jalen Ballard (6-2, 190, R-So.)	38 Gerardo Baeza (5-8, 175, R-Jr.)
LS	41 Anthony Salerno (6-0, 220, So.)	44 Hunter Burns (6-1, 225, Sr.)
KR	0 Travis Terrell, Jr. (5-8, 165, Fr.)	1 Rico Powers Jr. (6-2, 188, R-Jr.)
PR	0 Travis Terrell, Jr. (5-8, 165, Fr.)	2 Ja'Naylon Dupree (5-9, 165, Jr.)

PRONUNCIATION GUIDE		
LEILANI ARMENTA	Lay-lan-E	Ar-mint-uh
Gerardo BAEZA		Bay-zuh
ZALAN Barrett		Zay-lun
KAZARIUS Bowie		Kuh-za-ree-us
Success CHIKEZIE		Chick-E-zee
QUAVEON Davis		Quay-vee-ahn
XAVION Davis		Zay-vee-ahn
JOANES FORTILIE N	Jo-nus	For-till-E-un
TYQUAN Henderson		Tie-Quan

DIMONYAI Lacey	Dee-mahn-yah
FABIAN McCray	Fay-bee-ahn
Matt NOLL	No-Il
KE'VRIC Wiggins	Kev-rick
Bruno ZANDAMELA	Zan-duh-mel-uh

LT		70 KIRK FORD, JR. 6-5, 308, Sr.	<ul style="list-style-type: none"> Named Phil Steele Preseason All-Conference. Played in nine games. . . Helped offense average 161.6 yards per game running the football and 227.7 yards passing. . . Helped amass 389.4 yards per game offensively. 					
		77 BRUNO ZANDAMELA 6-8, 315, R-So.	<ul style="list-style-type: none"> Played at Coffeyville Community College in Coffeyville, Kansas, for two seasons (2022-24). Played football and basketball at Clearwater Academy International 					
LG		74 D'ANDRE TOWNES-BLUE 6-5, 315, Jr.	<ul style="list-style-type: none"> Played in 11 games. . . Helped offense average 161.6 yards per game running the football and 227.7 yards passing. . . Helped amass 389.4 yards per game offensively. 					
		65 MASON BARTON 6-6, 310, Fr.	<ul style="list-style-type: none"> Played at West Mephis High School in West Memphis, Arkansas where he was named all-conference in football and track. 					
C		62 ALMETRIS SMITH, JR. 6-0, 285, R-Jr.	<ul style="list-style-type: none"> Played at Coahoma Community College, did not see any action last year. 					
		64 BRIAN WILLIAMS, JR. 6-3, 340, Fr.	<ul style="list-style-type: none"> Played at Creekside High School in Fulton, Georgia where he was named First Team All-State (2021-24). High school teammate of Travis Terrell, Jr. 					
RG		71 EVAN HENRY 6-4, 324, Gr.	<ul style="list-style-type: none"> Named Preseason First Team All-SWAC, Preseason Phil Steele All-SWAC, and BOXTOROW All-American. Named All-Conference... Helped offense average 161.6 yards per game running the football and 227.7 yards passing. . . Helped amass 389.4 yards per game offensively. 					
		75 XAVION DAVIS 6-5, 360, Fr.	<ul style="list-style-type: none"> Played at Lewisville High School in Lewisville, Texas where he was named First Team All-District. 					
RT		58 CAMERON JAMES 6-8, 320, Jr.	<ul style="list-style-type: none"> Transfer from Minnesota, playing last year at Jackson State and helped offense average 161.6 yards per game running the football and 227.7 yards passing. . . Helped amass 389.4 yards per game offensively. 					
		79 QUAVEON DAVIS 6-7, 350, So.	<ul style="list-style-type: none"> Returning on the offensive line where he helped the offense average 161.6 yards per game running the football and 227.7 yards passing. . . Helped amass 389.4 yards per game offensively. 					
TE		88 MARVIN LANDY 6-4, 235, Sr.	<ul style="list-style-type: none"> Had four receptions in debut for Jackson State against ULM (8/29/24). Transfer from Florida Atlantic (two years) and Tarleton State. Saw action in 11 games and collected 11 passes in 2021 (at Tarleton State). 	Year	Rec	Yds	Avg	TD
				2024	4	51	12.8	0
				Career	19	286	15.1	0
		83 SEBASTIEN SAINT-LOUIS 6-5, 235, So.	<ul style="list-style-type: none"> Played in five games, mainly on special teams in 2023. Saw action on offense and special teams against ULM (8/29/24). 	Year	Rec	Yds	Avg	TD
				2024	0	0	0.0	0
				Career	0	0	0.0	0
RB		0 TRAVIS TERRELL, JR. 5-8, 165, Fr.	<ul style="list-style-type: none"> Made debut against ULN, caught a team-high six passes for 45 yards and returned a pair of kicks. Played at Creekside High School, teammate of Brian Williams, Jr. Four-time First Team All-Region and Three-time First Team All-State. 	Year	Att	Yds	Avg	TD
				2024	6	12	2.0	0
				Career	6	12	2.0	0
		27 AHMAD MILLER 6-0, 210, So.	<ul style="list-style-type: none"> Led team in rushing in season-opener against ULM. Ran 34 times for 216 yards and a touchdown last season. Brother of former Jackson State All-American linebacker, Aubrey Miller. 	Year	Att	Yds	Avg	TD
				2023	9	46	5.1	0
				Career	43	262	6.1	1
QB		15 JACOBIAN MORGAN 6-4, 225, Jr.	<ul style="list-style-type: none"> Completed 82.1 percent of his passes in season opener against ULM (8/29/24). Transferred from Syracuse last season and passed for 10 touchdowns and one interception in six games. Just the seventh true freshman in Syracuse history to start a game at quarterback Syracuse. 	Year	C-A-I	Yds	TD	
				2024	23-28-1	228	1	
				Career	138-201-4	1158	13	
		6 CAM'RON MCCOY 6-1, 192, So.	<ul style="list-style-type: none"> Used in a limited role against ULM in opener (8/29/24). Transferred from Eastern Michigan where he served as the back-up quarterback. Best game came against South Alabama in the bowl game, finishing 12-of-27 for 73 yards. 	Year	C-A-I	Yds	TD	
				2023	1-1-0	-1	0	
				Career	13-29-2	72	0	
X		16 JOANES FORTILIEN 6-5, 220, R-So.	<ul style="list-style-type: none"> Hauled in a 41-yard touchdown reception, finishing with a pair of catches against ULM (8/29/24). Played in seven games in 2023, recording four receptions for 33 yards with one touchdown. Recorded a season-high two receptions against Mississippi Valley State (Oct. 21) with a touchdown. 	Year	Rec	Yds	Avg	TD
				2024	2	51	25.5	1
				Career	6	84	14.0	2
Y/H		7 JAMEEL GARDNER, JR. 6-1, 172, So.	<ul style="list-style-type: none"> Transfer from Kent State, playing in all 12 games and started in eight of them at wide receiver. Hauled in 24 receptions for 298 yards and a touchdown. 	Year	Rec	Yds	Avg	TD
				2024	0	0	0.0	0
				Career	24	298	12.4	1
		9 FABIAN MCCRAY 6-2, 193, Gr.	<ul style="list-style-type: none"> Named Preseason First Team All-SWAC, Preseason Phil Steele All-SWAC, and BOXTOROW All-American. Named to HBCU+/Stats Perform HBCU National Player of the Year Watch List. Hauled in 41 receptions for 584 yards and four touchdowns in 2023. 	Year	Rec	Yds	Avg	TD
				2024	3	22	7.3	0
				Career	60	828	13.8	4
		19 KOBE PAUL 6-1, 180, Sr.	<ul style="list-style-type: none"> Played in 11 games in 2023, recording 21 receptions for 259 yards. Plays a lot on special teams for the Tigers. 	Year	Rec	Yds	Avg	TD
				2024	2	24	12.0	0
				Career	23	283	12.3	0
Z		1 RICO POWERS, JR. 6-2, 188, R-Jr.	<ul style="list-style-type: none"> Caught 25 passes for 385 yards, averaging 15.4 yards per reception in 2023. Hauled in a pair of touchdown receptions and recorded a long reception of 66 yards 	Year	Rec	Yds	Avg	TD
				2024	4	9	2.3	0
				Career	38	448	11.8	2
		4 TYQUAN HENDERSON 6-3, 200, Sr.	<ul style="list-style-type: none"> Transferred from Southern Miss. Recorded nine receptions for 90 yards and one touchdown in 11 games during 2023 season. 	Year	Rec	Yds	Avg	TD
				2024	0	0	0.0	0
				Career	9	90	10.0	1

WLF

**11 | ALLEN WALKER**

6-2, 234, Sr.

- ♦ Blocked the final extra point attempt of the night against ULM (8/29/24).
- ♦ Transferred from Louisiana Tech prior to the 2023 season.
- ♦ Played in 11 games and recorded 15 total tackles, including eight solo stops.

Year	Tckl	TFL	Sks	Int
2024	3	0	0	0
Career	44	0	0	0

**39 | PHILLIP WEBB**

6-6, 265, Sr.

- ♦ Transferred from LSU prior to the 2023 season.
- ♦ Played in 11 games and recorded 22 tackles including 14 solo stops including six tackles for loss and three sacks.

Year	Tckl	TFL	Sks	Int
2024	5	0	0	0
Career	28	6	3	0

3T

**4 | TRU THOMPSON**

6-1, 281, Jr.

- ♦ Transfer from Florida State prior to the 2022.
- ♦ Played in 11 games and recorded 22 tackles including 10 solo stops and 3.5 sacks.

Year	Tckl	TFL	Sks	Int
2024	3	0	0	0
Career	48	8	5.5	1

**95 | KAZARIOUS BOWIE**

6-1, 265, Sr.

- ♦ Played at Mississippi Gulf Coast Community College.
- ♦ Recorded 20 tackles and a pair of sacks

Year	Tckl	TFL	Sks	Int
2024	0	0	0	0
Career	0	0	0	0

NT

**0 | JEREMIAH WILLIAMS**

6-3, 285, R-Jr.

- ♦ Named Second Team All-SWAC and to Phil Steele All-SWAC Team.
- ♦ Played in 11 games and finished with 45 tackles including 20 solo stops and three sacks.

Year	Tckl	TFL	Sks	Int
2024	4	0	0	0
Career	81	8.5	6	0

**90 | DIMONYAI LACEY**

6-3, 288, Jr.

- ♦ Played at NW Mississippi Community College.
- ♦ Recorded 15 tackles including seven solo stops, 3.5 tackles for loss and 3.5 sacks.

Year	Tckl	TFL	Sks	Int
2024	0	0	0	0
Career	0	0	0	0

RU

**56 | ATHEN SMITH**

6-2, 260, Gr.

- ♦ Transferred from UAPB prior to the 2023 season.
- ♦ Played in 11 games and recorded 18 total tackles including five solo stops.

Year	Tckl	TFL	Sks	Int
2024	0	0	0	0
Career	85	16.5	6.5	0

**2 | JOSHUA NOBLES**

6-4, 225, Jr.

- ♦ Made debut against ULM (8/29/24)
- ♦ Transferred from Western Michigan.
- ♦ Played in 12 games in 2023 and made 13 tackles.

Year	Tckl	TFL	Sks	Int
2023	4	0	0	0
Career	26	3.5	3.5	0

**30 | ASHTON TAYLOR**

6-2, 215, R-So.

- ♦ Made debut against ULM (8/29/24) and led the team with 10 tackles.
- ♦ Transferred from Tennessee Tech prior to the 2023 season.
- ♦ Played in five games, used mainly on special teams.

Year	Tckl	TFL	Sks	Int
2024	10	0.5	0.5	0
Career	11	0.5	0.5	0

WLB

**32 | DAVED JONES, JR.**

6-1, 228, Sr.

- ♦ Made debut against ULM (8/29/24).
- ♦ Transferred from Cincinnati.
- ♦ Played in 26 games as a back-up linebacker and on special teams.

Year	Tckl	TFL	Sks	Int
2024	1	0	0	0
Career	16	1.5	0.5	0

**7 | REID PULLIAM**

6-3, 230, So.

- ♦ Made debut against ULM (8/29/24) and finished with eight tackles.
- ♦ Played at Trinity Community College (2023) and Holmes (2022).
- ♦ Recorded 75 tackles and seven sacks.

Year	Tckl	TFL	Sks	Int
2024	8	1.0	0	0
Career	8	1.0	0	0

MLB

**8 | JAEDEN WARD**

6-1, 230, R-Sr.

- ♦ Made debut against ULM (8/29/24) and finished with five tackles.
- ♦ Transferred from Northwestern State.
- ♦ All-American at Trinity Valley Community College in 2021.

Year	Tckl	TFL	Sks	Int
2024	5	1.0	0	0
Career	124	8.5	1.5	1

**3 | ROBERT McDANIEL**

6-2, 207, Gr.

- ♦ Sat out first half against ULM (8/29/24) after targeting call in season finale of 2023 while at Alcorn State.
- ♦ Named to Aeneas Williams Watch List, Senior Bowl Watch List, and East-West 1000 Watch List.
- ♦ Recorded 31 total tackles including 20 solo stops last year at Alcorn State with three interceptions.

Year	Tckl	Int	PBU	FR
2024	4	0	0	0
Career	47	3	8	3

NB

**25 | SHAMAR HAWKINS**

5-11, 190, Jr.

- ♦ Forced into starting lineup against ULM (8/29/24).
- ♦ Junior college All-American, joining the team in Fall Camp, finished with 46 tackles and a pair of sacks.
- ♦ Recorded eight pass breakups during sophomore season.

Year	Tckl	Int	PBU	FR
2024	4	0	0	0
Career	47	3	8	3

**13 | DAY DAY BRIGHT**

5-11, 170, Sr.

- ♦ Made debut against ULM (8/29/24) and finished with four tackles and a tackle for loss.
- ♦ Transferred from Portland State.
- ♦ Made 21 tackles in 10 games last year, returning lone interception for a touchdown.

Year	Tckl	Int	PBU	FR
2024	4	0	0	0
Career	44	1	1	1

CB

**12 | NIREEK SHARPE**

6-0, 165, R-Fr.

- ♦ Saw action in two games last season against Southern and Texas Southern.

Year	Tckl	Int	PBU	FR
2024	0	0	0	0
Career	0	0	0	0

FS

**6 | ESAIAS GUTHRIE**

6-1, 183, 5th year

- ♦ Finished with six tackles, a pass breakup, and a sack against ULM (8/29/24).
- ♦ Named Second Team All-SWAC and to Phil Steele All-SWAC Team, finished with 52 total tackles.
- ♦ Transferred from Delaware State prior to the 2023 season.

Year	Tckl	Int	PBU	FR
2024	6	0	1	0
Career	118	5	15	1

**24 | ANTHONY PETTY**

5-9, 177, Sr.

- ♦ Played in 10 games when he recorded 17 tackles including seven solo stops in 2023.
- ♦ Has seen action in three seasons.

Year	Tckl	Int	PBU	FR
2024	2	0	0	0
Career	36	1	6	0

SS

**5 | CAMERON SMITH**

6-2, 198, R-Jr.

- ♦ Made debut against ULM (8/29/24) and finished with five tackles.
- ♦ Transferred from Eastern Michigan, recorded 45 total tackles, including 23 solo stops last season.
- ♦ Recorded one tackle for loss, one interception and two pass breakups

Year	Tckl	Int	PBU	FR
2024	5	0	0	0
Career	80	1	5	1

**9 | B.J. WASHINGTON**

6-0, 195, So.

- ♦ Named to Aeneas Williams Watch List.
- ♦ Recorded 25 total tackles including 19 solo stops with four tackles for loss.
- ♦ Recorded a pair of pass breakups, forced a fumble, and recorded three interceptions

Year	Tckl	Int	PBU	FR
2024	5	0	0	0
Career	30	3	5	0

CB

**1 | KE'VRIC WIGGINS**

6-0, 178, Sr.

- ♦ Returned to ULM for the season opener after starting his career in Monroe.
- ♦ Recorded 17 tackles including 15 solo stops, and 0.5 tackles for loss.
- ♦ Recorded a pair of pass breakups and a pair of interceptions.

Year	Tckl	Int	PBU	FR
2024	1	0	0	0
Career	32	3	9	0

**17 | KJ CHISHOLM**

6-0, 165, Fr.

- ♦ Played at Whale Branch High School.
- ♦ Region Player of the Year, All-State, and holds the record for most interceptions in school history.

Year	Tckl	Int	PBU	FR
2024	0	0	0	0
Career	0	0	0	0

ULM (1-0)

Aug. 29, 2024 | 6 p.m.
Monroe, La. | Malone Stadium

2024 SCHEDULE

Aug. 29	def. JACKSON STATE, 30-14
Sept. 7	UAB
Sept. 21	at Texas
Sept. 28	at Troy
Oct. 5	JAMES MADISON
Oct. 12	SOUTHERN MISS
Oct. 26	at South Alabama
Nov. 2	at Marshall
Nov. 9	TEXAS STATE
Nov. 16	at Auburn
Nov. 23	at Arkansas State
Nov. 30	LOUISIANA

LANE (0-0)

Sept. 7, 2024 | 6 p.m.
Jackson, Miss. | Mississippi Veterans Memorial

2024 SCHEDULE

Sept. 7	at Jackson State
Sept. 14	at Benedict
Sept. 21	at Miles
Sept. 28	vs. Clark-Atlanta
Oct. 5	at Kentucky State
Oct. 12	TUSKEGEE
Oct. 19	CENTRAL STATE
Oct. 26	at Savannah State
Nov. 2	EDWARD WATERS
Nov. 9	at Lincoln (Mo.)

SOUTHERN (0-1)

Sept. 14, 2024 | 6 p.m.
Jackson, Miss. | Mississippi Veterans Memorial

2024 SCHEDULE

Aug. 31	lost to McNeese State, 21-7
Sept. 7	SAVANNAH STATE
Sept. 14	at Jackson State
Sept. 21	at Prairie View A&M
Oct. 5	NICHOLLS
Oct. 12	at Texas Southern
Oct. 19	ALCORN STATE
Oct. 26	at Florida A&M
Nov. 2	at Alabama A&M
Nov. 9	BETHUNE-COOKMAN
Nov. 16	UAPB
Nov. 30	vs. Grambling State

GRAMBLING STATE (0-1)

Sept. 21, 2024 | 6 p.m.
Grambling, La. | Eddie G. Robinson Memorial

2024 SCHEDULE

Aug. 31	lost to Louisiana, 40-10
Sept. 7	TUSKEGEE
Sept. 14	at Texas A&M-Commerce
Sept. 21	JACKSON STATE
Sept. 28	vs. Prairie View A&M
Oct. 12	ALCORN STATE
Oct. 19	at Texas Southern
Nov. 2	at Bethune-Cookman
Nov. 9	ALABAMA STATE
Nov. 14	at Alabama A&M
Nov. 30	vs. Southern

TEXAS SOUTHERN (1-0, 1-0)

Sept. 28, 2024 | 6 p.m.
Houston, Texas | Shell Energy Stadium

2024 SCHEDULE

Aug. 31	def. Prairie View A&M, 27-9
Sept. 7	at Rice
Sept. 21	at Lamar
Sept. 28	JACKSON STATE
Oct. 5	VIRGINIA-LYNCHBURG
Oct. 12	SOUTHERN
Oct. 26	GRAMBLING STATE
Nov. 2	at Florida A&M
Nov. 9	at Alcorn State
Nov. 16	BETHUNE-COOKMAN
Nov. 23	at UAPB

ALABAMA A&M (0-1)

Oct. 5, 2024 | 4 p.m.
Mobile, Ala. | Ladd-Peebles Stadium

2024 SCHEDULE

Aug. 31	lost to Auburn, 73-3
Sept. 7	KENTUCKY STATE
Sept. 14	GEORGETOWN (KY)
Sept. 21	at Austin Peay
Sept. 28	at Florida A&M
Oct. 5	vs. Jackson State
Oct. 12	BETHUNE-COOKMAN
Oct. 26	vs. Alabama State
Nov. 2	SOUTHERN
Nov. 9	at UAPB
Nov. 14	GRAMBLING STATE
Nov. 23	at Mississippi Valley State

FLORIDA A&M (2-0)

Oct. 19, 2024 | 2:30 p.m.
Jackson, Miss. | Mississippi Veterans Memorial

2024 SCHEDULE

Aug. 24	def. Norfolk State, 24-23
Aug. 31	def. SOUTH CAROLINA STATE, 22-18
Sept. 7	at Miami (Fla.)
Sept. 21	at Troy
Sept. 28	ALABAMA A&M
Oct. 5	at Alabama State
Oct. 19	at Jackson State
Oct. 26	SOUTHERN
Nov. 2	TEXAS SOUTHERN
Nov. 9	at Prairie View A&M
Nov. 16	MISSISSIPPI VALLEY STATE
Nov. 23	vs. Bethune-Cookman

BETHUNE-COOKMAN (0-1)

Oct. 26, 2024 | 2 p.m.
Daytona Beach, Fla. | Daytona Stadium

2024 SCHEDULE

Aug. 31	lost to South Florida, 48-3
Sept. 7	MERCER
Sept. 14	at Western Michigan
Sept. 21	CLARK-ATLANTA
Sept. 28	ALABAMA STATE
Oct. 12	at Alabama A&M
Oct. 19	at Mississippi Valley State
Oct. 26	JACKSON STATE
Nov. 2	GRAMBLING STATE
Nov. 9	at Southern
Nov. 16	at Texas Southern
Nov. 23	vs. Florida A&M

UAPB (0-1)

Nov. 2, 2024 | 2 p.m.
Jackson, Miss. | Mississippi Veterans Memorial

2024 SCHEDULE

Aug. 29	lost to Arkansas, 70-0
Sept. 7	ARKANSAS BAPTIST
Sept. 14	vs. Tennessee State
Sept. 21	CENTRAL ARKANSAS
Oct. 5	at Alcorn State
Oct. 11	PRAIRIE VIEW A&M
Oct. 19	at Grambling State
Oct. 26	MISSISSIPPI VALLEY STATE
Nov. 2	at Jackson State
Nov. 9	ALABAMA A&M
Nov. 16	at Southern
Nov. 23	TEXAS SOUTHERN

MISSISSIPPI VALLEY STATE (0-1)

Nov. 9, 2024 | 2 p.m.
Jackson, Miss. | Mississippi Veterans Memorial

2024 SCHEDULE

Aug. 31	lost to Tennessee State, 41-21
Sept. 7	at Lamar
Sept. 14	at Murray State
Sept. 21	at Nicholls
Sept. 28	ALCORN STATE
Oct. 12	at Alabama State
Oct. 19	BETHUNE-COOKMAN
Oct. 26	at UAPB
Nov. 2	PRAIRIE VIEW A&M
Nov. 9	at Jackson State
Nov. 16	at Florida A&M
Nov. 23	ALABAMA A&M

ALABAMA STATE (0-1)

Nov 16, 2024 | 2 p.m.
Montgomery, Ala. | ASU Stadium

2024 SCHEDULE

Sept. 1	lost to North Carolina Central, 31-24
Sept. 7	MILES
Sept. 14	at Samford
Sept. 28	at Bethune-Cookman
Oct. 5	FLORIDA A&M
Oct. 12	MISSISSIPPI VALLEY STATE
Oct. 28	vs. Alabama A&M
Nov. 2	vs. Alcorn State
Nov. 9	at Grambling State
Nov. 16	JACKSON STATE
Nov. 23	PRAIRIE VIEW A&M
Nov. 28	TUSKEGEE

ALCORN STATE (0-1)

Nov. 23, 2024 | 2 p.m.
Lorman, Miss. | Spinks-Casem Stadium

2024 SCHEDULE

Aug. 29	lost to UAB, 41-3
Sept. 7	at Vanderbilt
Sept. 14	EDWARD WATERS
Sept. 21	at McNeese State
Sept. 28	at Mississippi Valley State
Oct. 5	UAPB
Oct. 12	at Grambling State
Oct. 19	at Southern
Nov. 2	vs. Alabama State
Nov. 9	TEXAS SOUTHERN
Nov. 16	at Prairie View A&M
Nov. 23	JACKSON STATE

SCHEDULE / RESULTS

2024 SCHEDULE / RESULTS				0-1 (0-0 SWAC)
DATE	OPPONENT	W / L	SCORE	ATT
Aug. 29	at ULM	L	14-30	11, 145
Sept. 7	LANE			
Sept. 14	SOUTHERN			
Sept. 21	at Grambling State			
Sept. 28	at Texas Southern*			
Oct. 5	vs. Alabama A&M* [1]			
Oct. 19	FLORIDA A&M*			
Oct. 26	at Bethune-Cookman*			
Nov. 2	UAPB*			
Nov. 9	MISSISSIPPI VALLEY STATE*			
Nov. 16	at Alabama State*			
Nov. 23	at Alcorn State*			

[1] Gulf Coast Challenge (Mobile, AL)

TEAM STATISTICS

TEAM STATISTICS	Jackson State	Opponents
SCORING		
Points Per Game	14.00	30.00
Total	14	30
FIRST DOWNS		
Rushing	6	9
Passing	10	5
Penalty	0	3
Total	16	17
RUSHING		
Yards Gained	87	229
Yards Lost	28	25
Attempts	24	41
Average Per Attempt	2.5	5.0
Avg. Per Game	59.0	204.0
Touchdowns	1	2
Total	59	204
PASSING		
Att-Comp-Int	29-24-1	15-11-0
Avg. Per Attempt	7.83	8.80
Avg. Per Game	227.00	132.00
Touchdowns	1	2
Total	227	132
TOTAL OFFENSE		
Total Plays	53	56
Avg. Per Play	5.4	6.0
Avg. Per Game	286.0	336.0
Total Yards	286	336
Touchdowns	2	4
RETURNS		
Kickoff: Average	17.00	21.50
Kickoff: Total	2-34	2-43
Punt: Average	0.00	11.00
Punt: Total	0-0	1-11
INT: Average	0.00	0.00
INT: Total	0-0	1-0
KICKING		
Punt: Avg. Yards Per Game	42.80	39.00
Punt: Net Average	40.60	39.00
Punt: Total Yards	5-214	5-195
FG: Good-Attempts	0-0	1-1
Onside Kicks	0-0	0-0
PENALTIES		
Avg. Per Game (YDS)	60.00	46.00
Total-Yards	8-60	9-46
TIME OF POSSESSION		
Avg. Per Game	25:11	34:49
Total	00:25:11	00:34:49
MISCELLANEOUS		
3rd Down Conversions	5-12 (41.67%)	5-14 (35.71%)
4th Down Conversions	0-1 (0.00%)	2-2 (100.00%)
Fumbles-Lost	2-0	0-0
Sacks-Yards Lost	2-21	2-18
PAI: Good-Attempts	2-2	3-4
Misc. Yards	0	0
Red Zone: Attempts-Scores	1-1	3-3
Red Zone: Touchdowns	1-1	2-3

INDIVIDUAL STATISTICS

SCORE BY QUARTERS	1ST	2ND	3RD	4TH	OT	TOTAL
Jackson State	0	7	7	0	0	14
Opponents	7	7	7	9	0	30

RUSHING	G	ATT	GAIN	LOSS	NET	AVG	TD	LG	YPG
Miller, Ahmad	1	9	51	5	46	5.1	0	13	46.00
Terrell Jr., Travis	1	6	15	3	12	2.0	0	8	12.00
Morgan, Jacobian	1	7	21	18	3	0.4	1	11	3.00
Team	1	2	0	2	-2	-1.0	0	0	-2.00
Total	1	24	87	28	59	2.5	1	13	59.00
Opponents	1	41	229	25	204	5.0	2	39	204.00

PASSING	G	EFF	C-A-I	PCT	YDS	TD	LG	AVG
Morgan, Jacobian	1	155.19	23-28-1	82.14%	228	1	41	228.00
McCoy, Cam'Ron	1	91.60	1-1-0	100.00%	-1	0	0	-1.00
Total	1	152.99	24-29-1	82.76%	227	1	41	227.00
Opponents	1	191.25	11-15-0	73.33%	132	2	31	132.00

RECEIVING	G	NO	YDS	AVG	TD	LG	AVG
Fortilien, Joanes	1	2	51	25.50	1	41	51.00
Landy, Marvin	1	4	51	12.75	0	27	51.00
Terrell Jr., Travis	1	6	45	7.50	0	16	45.00
Miller, Ahmad	1	3	25	8.33	0	12	25.00
Paul, Kobe	1	2	24	12.00	0	21	24.00
McCray, Fabian	1	3	22	7.33	0	9	22.00
Powers Jr., Rico	1	4	9	2.25	0	6	9.00
Powers Jr., Rico	1	4	9	2.25	0	6	9.00
Total	1	28	236	8.43	1	41	236.00
Opponents	1	11	132	12.00	2	31	132.00

INDIVIDUAL STATISTICS

TOTAL OFFENSE						
	G	PLAYS	RUSH	PASS	TOTAL	AVG/G
Morgan, Jacobian	1	35	3	228	231	231.0
Miller, Ahmad	1	9	46	0	46	46.0
Terrell Jr., Travis	1	6	12	0	12	12.0
McCoy, Cam'Ron	1	1	0	-1	-1	-1.0
Team	1	0	-2	0	-2	-2.0
Total	1	53	59	227	286	286.0
Opponents	1	56	204	132	336	336.0

SCORING									
	TD	FG	SAF	PAT	RUSH	RCV	PASS	DXP	PTS
Morgan, Jacobian	1	-	-	-	-	-	-	-	6
Fortilien, Joanes	1	-	-	-	-	-	-	-	6
Baeza, Gerardo	-	-	-	2	-	-	-	-	2
Total	2	-	-	2	-	-	-	-	14
Opponents	4	-	-	1	-	-	-	-	30

PUNT RETURNS					
	NO	YDS	AVG	TD	LG
Total	-	-	-	-	-
Opponents	1	11	11.0	0	11

KICK RETURNS					
	NO	YDS	AVG	TD	LG
Terrell Jr., Travis	2	34	17.00	0	21
Total	2	34	17.00	0	21
Opponents	2	43	21.50	0	25

INDIVIDUAL STATISTICS

INTERCEPTIONS					
	NO	YDS	AVG	TD	LG
Total	-	-	-	-	-
Opponents	1	0	0.0	0	0

FUMBLE RETURNS					
	NO	YDS	AVG	TD	LG
Total	-	-	-	-	-
Opponents	-	-	-	-	-

KICKOFFS					
	NO	YDS	AVG	TB	OB
Ballard, Jalen	3	184	61.3	0	0
Total	3	184	61.3	0	0
Opponents	6	378	63.0	3	0

PUNTING									
	NO	YDS	AVG	LG	TB	FC	I20	50+	BLK
Noll, Matt	4	202	50.50	57	0	1	1	2	0
Team	1	12	12.00	12	0	0	0	0	1
Total	5	214	42.80	57	0	1	1	2	1
Opponents	5	195	39.00	47	0	2	4	0	0

FIELD GOALS								
	MD-ATT	PCT	1-19	20-29	30-39	40+	LG	BLK
Total	-	-	-	-	-	-	-	-
Opponents	-	-	-	-	-	-	-	-

FIELD GOALS SEQUENCE		JSU	OPP
ULM		-	(39)
Lane			
Southern			
Grambling State			
Texas Southern			
Alabama A&M			
Florida A&M			
Bethune-Cookman			
UAPB			
MVSU			
Alabama State			
Alcorn State			

Numbers in (parentheses) indicate field goal was made

INDIVIDUAL STATISTICS

ALL-PURPOSE YARDS	G	RUSH	REC	PR	KR	IR	TOT	AVG/G
Terrell Jr., Travis	1	12	45	0	34	0	91	91.0
Miller, Ahmad	1	46	25	0	0	0	71	71.0
Landy, Marvin	1	0	51	0	0	0	51	51.0
Fortilien, Joanes	1	0	51	0	0	0	51	51.0
Paul, Kobe	1	0	24	0	0	0	24	24.0
McCray, Fabian	1	0	22	0	0	0	22	22.0
Powers, Rico	1	0	9	0	0	0	9	9.0
Morgan, Jacobian	1	3	0	0	0	0	3	3.0
Team	1	-2	0	0	0	0	-2	-2.0
Total	1	59	227	0	34	0	320	320.0
Opponents	1	204	132	11	43	0	390	390.0

DEFENSIVE STATISTICS

DEFENSIVE STATISTICS												
GP	UA	AT	TT	TFL-YDS	SACK-YDS	INT	PBU	QBH	FR	FF	BLK	SAF

Taylor, Ashton	1	4	6	10.0	0.5-6	0.5-6	0	0	0	0	0	0	0
Pulliam, Reid	1	5	3	8.0	1.0-2	0-0	0	0	0	0	0	0	0
Guthrie, Esaias	1	2	4	6.0	1.0-8	1.0-8	0	1	0	0	0	0	0
Smith, Cameron	1	1	4	5.0	0-0	0-0	0	0	0	0	0	0	0
Ward, Jaeden	1	2	3	5.0	1.0-1	0-0	0	0	1	0	0	0	0
Washington, B.J.	1	1	4	5.0	0.5-7	0.5-7	0	0	0	0	0	0	0
Webb, Phillip	1	1	4	5.0	0-0	0-0	0	0	0	0	0	0	0
Bright, Day Day	1	2	2	4.0	1.0-1	0-0	0	0	0	0	0	0	0
McDaniel, Robert	1	1	3	4.0	0-0	0-0	0	0	0	0	0	0	0
Nobles, Joshua	1	1	3	4.0	0-0	0-0	0	0	0	0	0	0	0
Williams, Jeremiah	1	0	4	4.0	0-0	0-0	0	0	0	0	0	0	0
Brown Jr., John	1	1	2	3.0	0-0	0-0	0	0	0	0	0	0	0
Hawkins, Shemar	1	0	3	3.0	0-0	0-0	0	0	0	0	0	0	0
Thompson, Tru	1	0	3	3.0	0-0	0-0	0	0	0	0	0	0	0
Walker, Allen	1	0	3	3.0	0-0	0-0	0	0	0	0	0	1	0
Petty, Anthony	1	0	2	2.0	0-0	0-0	0	0	0	0	0	0	0
Jones Jr., Daved	1	0	1	1.0	0-0	0-0	0	0	0	0	0	0	0
Ward, Jace	1	0	1	1.0	0-0	0-0	0	0	0	0	0	0	0
Wells, Tymon	1	0	1	1.0	0-0	0-0	0	0	0	0	0	0	0
Wiggins Jr., Ke'Vric	1	1	0	1.0	0-0	0-0	0	1	0	0	0	0	0
Baeza, Gerardo	1	0	0	0	0-0	0-0	0	0	0	0	0	0	0
Fortilien, Joanes	1	0	0	0	0-0	0-0	0	0	0	0	0	0	0
Morgan, Jacobian	1	0	0	0	0-0	0-0	0	0	0	0	0	0	0
Team	1	0	0	0	0-0	0-0	0	0	0	0	0	0	0
Terrell Jr., Travis	1	0	0	0	0-0	0-0	0	0	0	0	0	0	0
Total	1	22	56	78.0	5.0-25	2.0-21	0	2	1	0	0	1	0
Opponents	1	23	44	67.0	7.0-29	2.0-18	1	0	0	0	1	1	0

TURNOVER CHART

[illegible]

REDZONE CHART

[illegible]

GAME-BY-GAME STATISTICS

GAME-BY-GAME STATISTICS

[illegible]

GAME-BY-GAME OFFENSIVE STARTERS

[illegible]

GAME-BY-GAME DEFENSIVE STARTERS

[illegible]

INDIVIDUAL GAME-BY-GAME STATISTICS

GAME-BY-GAME PASSING

MORGAN	COMP	ATT	INT	PCT	YDS	TD	LG	SACKS	McCOY	COMP	ATT	INT	PCT	YDS	TD	LG	SACKS
ULM	23	28	1	82.1	228	1	41	2	ULM	1	1	0	100.0	-1	0	-1	0
Lane									Lane								
Southern									Southern								
Grambling State									Grambling State								
Texas Southern									Texas Southern								
Alabama A&M									Alabama A&M								
Florida A&M									Florida A&M								
Bethune-Cookman									Bethune-Cookman								
UAPB									UAPB								
MVSU									MVSU								
Alabama State									Alabama State								
Alcorn State									Alcorn State								

McDONALD	COMP	ATT	INT	PCT	YDS	TD	LG	SACKS	STOFA	COMP	ATT	INT	PCT	YDS	TD	LG	SACKS
ULM				- did not play -					ULM				- did not play -				
Lane									Lane								
Southern									Southern								
Grambling State									Grambling State								
Texas Southern									Texas Southern								
Alabama A&M									Alabama A&M								
Florida A&M									Florida A&M								
Bethune-Cookman									Bethune-Cookman								
UAPB									UAPB								
MVSU									MVSU								
Alabama State									Alabama State								
Alcorn State									Alcorn State								

GAME-BY-GAME RUSHING (No.-Yards-TD)

[illegible]

GAME-BY-GAME RECEIVING (No.-Yards-TD)

[illegible]

INDIVIDUAL GAME-BY-GAME STATISTICS

GAME-BY-GAME TACKLES (UT-A-TT)

[illegible]

INDIVIDUAL GAME-BY-GAME STATISTICS

GAME-BY-GAME TACKLES FOR LOSS (TFL-YDS)

[illegible]

GAME-BY-GAME SACKS (SKS-YDS)

[illegible]

INDIVIDUAL GAME-BY-GAME STATISTICS

GAME-BY-GAME PUNTING									GAME-BY-GAME KICKING								
NO	YDS	AVG	LG	I20	TB	50+	60+		BAEZA	PAT	ATT	PCT	FG	FGA	PCT	LG	PTS
ULM	4	202	50.5	57	1	0	2	0	ULM	2	2	100.0	0	0	0.0	0	2
Lane									Lane								
Southern									Southern								
Grambling State									Grambling State								
Texas Southern									Texas Southern								
Alabama A&M									Alabama A&M								
Florida A&M									Florida A&M								
Bethune-Cookman									Bethune-Cookman								
UAPB									UAPB								
MVSU									MVSU								
Alabama State									Alabama State								
Alcorn State									Alcorn State								

SCORING DRIVES						
Opponent	No. of Plays	Total Yards	Drive Time	Type of Score	Score QTR/Time	Scoring Play
ULM	1	41	0:10	TD	2/10:51	Fortilien 41-yd rec
ULM	7	75	3:19	TD	3/11:41	Morgan 3-yd run

EXPLOSIVE PLAYS (25 YDS OR MORE)			
Opponent (Qtr)	Type Play	Player	Result
ULM (2nd)	Pass	Fortilien 41-yd reception from Morgan	Touchdown
ULM (3rd)	Pass	Landy 27-yd reception from Morgan	First Down

SUPERLATIVES

JACKSON STATE INDIVIDUAL GAME HIGHS

RUSHES	9	Ahmad Miller at ULM (08/29/2024)
YARDS RUSHING	46	Ahmad Miller at ULM (08/29/2024)
TD RUSHES	1	Jacobian Morgan at ULM (08/29/2024)
LONG RUSH	13	Ahmad Miller at ULM (08/29/2024)
PASS ATTEMPTS	28	Jacobian Morgan at ULM (08/29/2024)
PASS COMPLETIONS	23	Jacobian Morgan at ULM (08/29/2024)
YARDS PASSING	228	Jacobian Morgan at ULM (08/29/2024)
TD PASSES	1	Jacobian Morgan at ULM (08/29/2024)
LONG PASS	41	Jacobian Morgan at ULM (08/29/2024)
RECEPTIONS	6	Travis Terrell Jr. at ULM (08/29/2024)
YARDS RECEIVING	51	Marvin Landy at ULM (08/29/2024)
	51	Joanes Fortilien at ULM (08/29/2024)
TD RECEPTIONS	1	Joanes Fortilien at ULM (08/29/2024)
LONG RECEPTION	41	Joanes Fortilien at ULM (08/29/2024)
PUNTS	4	Matt Noll at ULM (08/29/2024)
PUNTING AVG	50.5	Matt Noll at ULM (08/29/2024)
LONG PUNT	57	Matt Noll at ULM (08/29/2024)
PUNTS INSIDE 20	1	Matt Noll at ULM (08/29/2024)
LONG PUNT RETURN		
LONG KICKOFF RETURN	21	Travis Terrell Jr. at ULM (08/29/2024)
TACKLES	10	Ashton Taylor at ULM (08/29/2024)
SACKS	1	Esaias Guthrie at ULM (08/29/2024)
TACKLES FOR LOSS	1	Day Day Bright at ULM (08/29/2024)
	1	Jaeden Ward at ULM (08/29/2024)
	1	Esaias Guthrie at ULM (08/29/2024)

JACKSON STATE TEAM GAME HIGHS


RUSHES	24	at ULM (08/29/2024)
YARDS RUSHING	59	at ULM (08/29/2024)
YARDS PER RUSH	2.5	at ULM (08/29/2024)
TD RUSHES	1	at ULM (08/29/2024)
PASS ATTEMPTS	29	at ULM (08/29/2024)
PASS COMPLETIONS	24	at ULM (08/29/2024)
YARDS PASSING	227	at ULM (08/29/2024)
YARDS PER PASS	7.8	at ULM (08/29/2024)
TD PASSES	1	at ULM (08/29/2024)
TOTAL PLAYS	53	at ULM (08/29/2024)
TOTAL OFFENSE	286	at ULM (08/29/2024)
YARDS PER PLAY	5.4	at ULM (08/29/2024)
POINTS	14	at ULM (08/29/2024)
SACKS BY	2	at ULM (08/29/2024)
FIRST DOWNS	16	at ULM (08/29/2024)
PENALTIES	8	at ULM (08/29/2024)
PENALTY YARDS	60	at ULM (08/29/2024)
TURNOVERS	1	at ULM (08/29/2024)
PUNTS	5	at ULM (08/29/2024)
PUNTING AVG	42.8	at ULM (08/29/2024)
LONG PUNT	57	at ULM (08/29/2024)
PUNTS INSIDE 20	1	at ULM (08/29/2024)
LONG PUNT RETURN	0	at ULM (08/29/2024)

OPPONENT INDIVIDUAL GAME HIGHS

RUSHES	19	Ahmad Hardy, ULM (08/29/2024)
YARDS RUSHING	103	Ahmad Hardy, ULM (08/29/2024)
TD RUSHES	1	James Jones, ULM (08/29/2024)
	1	Ahmad Hardy, ULM (08/29/2024)
LONG RUSH	39	Ahmad Hardy, ULM (08/29/2024)
PASS ATTEMPTS	14	General Booty, ULM (08/29/2024)
PASS COMPLETIONS	10	General Booty, ULM (08/29/2024)
YARDS PASSING	104	General Booty, ULM (08/29/2024)
TD PASSES	1	General Booty, ULM (08/29/2024)
	1	Aidan Armenta, ULM (08/29/2024)
LONG PASS	31	General Booty, ULM (08/29/2024)
RECEPTIONS	4	Davon Wells, ULM (08/29/2024)
	4	Javon Campbell, ULM (08/29/2024)
YARDS RECEIVING	83	Javon Campbell, ULM (08/29/2024)
TD RECEPTIONS	1	Davon Wells, ULM (08/29/2024)
	1	Javon Campbell, ULM (08/29/2024)
LONG RECEPTION	31	Javon Campbell, ULM (08/29/2024)
FIELD GOALS	1	Max Larson, ULM (08/29/2024)
LONG FIELD GOALS	39	Max Larson, ULM (08/29/2024)
PUNTS	5	Makenzie Ryan, ULM (08/29/2024)
PUNTING AVG	39.0	Makenzie Ryan, ULM (08/29/2024)
LONG PUNT	47	Makenzie Ryan, ULM (08/29/2024)
PUNTS INSIDE 20	4	Makenzie Ryan, ULM (08/29/2024)
LONG PUNT RETURN	11	Davon Wells, ULM (08/29/2024)
LONG KICKOFF RETURN	25	Davon Wells, ULM (08/29/2024)
TACKLES	10	Wydett Williams Jr., ULM (08/29/2024)
SACKS	1	Billy Pullen, ULM (08/29/2024)
TACKLES FOR LOSS	1.5	Travor Randle, ULM (08/29/2024)
	1.5	Kevontay Wells, ULM (08/29/2024)
INTERCEPTIONS	1	Wydett Williams Jr., ULM (08/29/2024)

OPPONENT GAME HIGHS

RUSHES	41	ULM (08/29/2024)
YARDS RUSHING	204	ULM (08/29/2024)
YARDS PER RUSH	5.0	ULM (08/29/2024)
TD RUSHES	2	ULM (08/29/2024)
PASS ATTEMPTS	15	ULM (08/29/2024)
PASS COMPLETIONS	11	ULM (08/29/2024)
YARDS PASSING	132	ULM (08/29/2024)
YARDS PER PASS	8.8	ULM (08/29/2024)
TD PASSES	2	ULM (08/29/2024)
TOTAL PLAYS	56	ULM (08/29/2024)
TOTAL OFFENSE	336	ULM (08/29/2024)
YARDS PER PLAY	6.0	ULM (08/29/2024)
POINTS	30	ULM (08/29/2024)
SACKS BY	2	ULM (08/29/2024)
FIRST DOWNS	17	ULM (08/29/2024)
PENALTIES	9	ULM (08/29/2024)
PENALTY YARDS	46	ULM (08/29/2024)
TURNOVERS	0	ULM (08/29/2024)
PUNTS	5	ULM (08/29/2024)
PUNTING AVG	39.0	ULM (08/29/2024)
LONG PUNT	47	ULM (08/29/2024)
PUNTS INSIDE 20	4	ULM (08/29/2024)
LONG PUNT RETURN	11	ULM (08/29/2024)

	GAME ONE August 29, 2024 Attendance: 11,145
JACKSON STATE	14
ULM	30

BOX SCORE

SCORING SUMMARY						
JACKSON STATE	0	7	7	0	-	14
ULM	7	7	7	9	-	30

1st 2:35 ULM Wells 11-yd pass from Booty (Larson kick)
2nd 10:51 JSU Fortilien 41-yd pass from Morgan (Baeza kick)
2nd 0:14 ULM Hardy 1-yd run (Larson kick)
3rd 11:41 JSU Morgan 3-yd run (Baeza kick)
3rd 7:32 ULM Jones 22-yd run (Larson kick)
4th 10:21 ULM Larson 39-yd field goal
4th 2:27 ULM Cambell 28-yd pass from Armenta (kick blocked)

STATISTICS		
TEAM STATS	JSU	ULM
FIRST DOWNS	16	17
RUSHES-YARDS (NET)	24-59	41-204
PASSING YDS (NET)	227	132
Passes Comp.-Att.-Int.	24-29-1	11-15-0
TOTAL OFFENSE PLAYS-YARDS	53-286	56-336
Fumble Returns-Yards	0-0	0-0
Punt Returns-Yards	0-0	1-11
Kickoff Returns-Yards	2-34	2-43
Punts (Number-Avg)	5-42.8	5-39.0
Fumbles - Lost	2-0	0-0
Penalties - Yds.	8-60	9-46
Possession Time	25:11	34:49
3rd Down Conversions	5 of 12	5 of 14
4th Down Conversions	0 of 1	2 of 2
Red-Zone Scores - Chances	1-1	3-3
Sacks By: Number - Yards	2-21	2-18

INDIVIDUAL STATISTICS
RUSHING: JSU - Miller 9-46, Terrell Jr. 6-12, Morgan 2-(-2). ULM - Hardy 19-103, Jones 9-54, Curry 4-24, Booty 8-22, Herring 1-1.

PASSING: JSU - Morgan 23-28-1-228, McCoy 1-1-0-(-1). ULM - Booty 10-14-0-104, Armenta 1-1-0-28.

RECEIVING: JSU - Terrell Jr. 6-45, Landy 4-51, Powers 4-9, Miller 3-25, McCray 3-22, Fortilien 2-51, Paul 2-24. ULM - Cambell 4-83, Wells 4-26.

TACKLES (UA-A-TOT): JSU - Taylor 4-6-10, Pulliam 5-3-8, Guthrie 2-4-6, Smith 1-4-5, Ward 2-3-5, Washington 1-4-5, Webb 1-4-5. ULM - Williams 3-7-10, Vigers 3-6-9, Glass 4-5-9, Fauntroy 2-4-6.

NATIONAL RANKINGS

AFCA TOP 25 (September 3, 2024)

Team	Record	Pts
1 South Dakota St. (17)	0-1	630
2 North Dakota St. (5)	0-1	624
3 Montana St. (4)	2-0	589
4 Montana	1-0	572
5 Villanova	1-0	527
6 South Dakota	1-0	493
7 Idaho	0-1	489
8 Sacramento St.	0-1	397
9 Central Arkansas	0-1	359
10 Chattanooga	0-1	342
11 UIW	1-0	340
12 Southern Illinois	0-1	331
13 UAlbany	1-0	302
14 William & Mary	1-0	300
15 Richmond	0-1	289
16 Furman	0-1	270
17 Western Carolina	0-1	221
18 UC Davis	0-1	197
19 Lafayette	0-1	156
20 North Dakota	0-1	152
21 Tarleton St.	1-1	109
22 Illinois St.	0-1	95
23 Youngstown St.	0-1	88
24 Florida A&M	2-0	82
25 Nicholls	0-1	74

RECEIVING VOTES: Northern Iowa, 55; ACU, 43; Mercer, 41; Eastern Washington, 40; North Carolina Central, 33; Eastern Illinois, 30; Rhode Island, 26; Southeast Missouri St., 20; Weber St., 17; Delaware St., 14; Harvard, 14; Missouri St., 14; Princeton, 14; Elon, 13; McNeese, 13; Stephen F. Austin, 12; UT Martin, 11; Wagner, 10; Northern Arizona, 5; Wofford, 5; Indiana St., 3; Yale, 3; Tennessee St., 2; Alabama A&M, 1; Murray St., 1; North Carolina A&T, 1; Samford, 1.

Stats Perform Top 25 (September 2, 2024)

Team	Record	Pts
1 South Dakota State (36)	0-1	1363
2 North Dakota State (11)	0-1	1330
3 Montana State (8)	0-1	1288
4 Montana (1)	1-0	1239
5 Villanova	1-0	1144
6 South Dakota	1-0	1128
7 Idaho	0-1	1098
8 Sacramento State	0-1	881
9 Central Arkansas	0-1	850
10 Southern Illinois	0-1	807
11 Chattanooga	0-1	738
12 Incarnate Word	1-0	698
13 William & Mary	1-0	666
14 Richmond	0-1	658
15 Furman	0-1	523
16 UAlbany	1-0	502
17 Western Carolina	0-1	459
18 UC Davis	0-1	437
19 Lafayette	0-1	332
20 Tarleton State	1-1	308
21 Illinois State	0-1	295
22 Nicholls	0-1	204
23 North Dakota	0-1	175
24 Weber State	0-1	171
25 Youngstown State	0-1	133

RECEIVING VOTES: Elon (0-1, 0-0 CAA) 120; Mercer (1-0, 0-0 SoCon) 117; Florida A&M (2-0, 0-0 SWAC) 99; UT Martin (0-1, 0-0 Big South-OVC) 98; Abilene Christian (0-1, 0-0 UAC) 74; North Carolina Central (1-0, 0-0 MEAC) 73; Eastern Illinois (0-1, 0-0 Big South-OVC) 59; Eastern Washington (1-0, 0-0 Big Sky) 41; Northern Iowa (1-0, 0-0 MVFC) 29; Austin Peay (0-1, 0-0 UAC) 19; Alabama State (0-1, 0-0 SWAC) 10; Rhode Island (1-0, 0-0 CAA) 9; Southeast Missouri (1-1, 0-0 Big South-OVC) 8; Harvard (0-0, 0-0 Ivy) 4; Lamar (0-1, 0-0 Southland) 4; West Georgia (1-0, 0-0 UAC) 2

BOXTOROW (September 2, 2024)

Team	Record	Pts
1 Florida A&M (13)	2-0	164
2 North Carolina Central (4)	1-0	149
3 Tennessee State	1-0	83
4 Morgan State	1-0	81
5 Texas Southern (1)	1-0	67
6 Howard	0-1	65
7 Alabama State	0-1	56
8 South Carolina State	0-1	33
T-9 Delaware State	1-1	25
T-9 Prairie View A&M	0-1	25

RECEIVING VOTES: Norfolk State (0-2) 14, Alabama A&M (0-1) 11, Bethune-Cookman (0-1) 6, Hampton (0-1) 6, Grambling (0-1) 11, North Carolina A&T (0-1) 3.

FCS HBCU Power Poll (September 2, 2024)

Team	Record	Prev
1 North Carolina Central	1-0	2
2 Jackson State	0-1	3
3 Florida A&M	2-0	5
4 Alabama State	0-1	1
5 Tennessee State	1-0	6
6 Howard	0-1	4
7 Morgan State	1-0	8
8 Texas Southern	1-0	16
9 South Carolina State	0-1	13
10 Alcorn State	0-1	9
11 Grambling State	0-1	10
12 Prairie View A&M	0-1	7
13 Southern	0-1	11
14 Norfolk State	0-2	12
15 North Carolina A&T	0-1	15



MEDIA POLICIES



PUBLIC RELATIONS / SPORTS MEDIA STAFF

Associate Athletic Director / Public Relations & Sports Media

Travis Jarome (Football Contact)

Phone (cell): 769.798.8995

Phone (office): 601.979.0857

Email: travis.j.jarome@jsums.edu

Assistant Director

Taylor Jeanlewis

Phone (office): 601.979.0849

Email: taylor.r.jeanlewis@jsums.edu

Assistant Director

Kendal Manns (Secondary Contact)

Email: kendal.k.manns@jsums.edu

Assistant Athletic Director / Broadcasting & Video Services

Rob Jay

Email: robert.h.jeuitt@jsums.edu

THE WEEK AHEAD

Monday	Tuesday	Wednesday	Thursday	Friday	Saturday	Sunday
OFF DAY NO INTERVIEWS	Practice 8:30 am - 10:30 am Press Conference 11:30 am - 12 pm SWAC Zoom 11:55 am - 12:05 pm	Practice 8:30 am - 10:30 am NO INTERVIEWS	Practice 8:30 am - 10:30 am NO INTERVIEWS	Walk-Through 8:30 am - 10 am NO INTERVIEWS	vs. Lane 6 pm (CT) POST GAME PLAYERS/COACHES	Walk-Through 8:30 am - 10:30 am NO INTERVIEWS
2	3	4	5	6	7	8

POSTGAME INTERVIEWS

Head coach T.C. Taylor and selected student-athletes will be available to the media following all home games, and selected road games upon request. Any requests for additional coaches or student-athletes not selected may be made to Travis Jarome (travis.j.jarome@jsums.edu) any point during or immediately after the game.

GAME NOTES

Game notes for all games are available on the football page on the official athletics website at GoJSUTigers.com.

CREDENTIALS

Credentials for covering Jackson State's 2024 football season, can be obtained by following the credential requests guidelines on GoJSUTigers.com. If you have any questions, you can email Associate Athletic Director/Sports Media, **Travis Jarome** at travis.j.jarome@jsums.edu.

DISTRIBUTION LISTS

To be added to the Jackson State Athletics media distribution list, email your media outlet and email addresses to Associate Athletic Director/Sports Media, **Travis Jarome** at travis.j.jarome@jsums.edu. All outlets on the distribution list will receive PDFs of the box score and play by play, as well as notes and quotes following each game.



ALL-TIME RECORDS

Most Rushing Yards

Game: 345, Williams Arnold vs. Texas Southern, 1993

Season: 1,644, Destry Wright, 1999

Career: 4,050, Destry Wright, 1997-1999

Total Offense

Game: 568, Robert Kent vs. NC A&T, 2002

Season: 3,824, Robert Kent, 2001

Career: 12,565, Robert Kent, 2000-2003

Most Passes Attempted

Game: 53, Robert Kent vs. NC A&T, 2002

Season: 453, Robert Kent, 2001

Career: 1,539, Robert Kent, 2000-2003

Most Passes Completed

Game: 41, Robert Kent vs. NC A&T, 2002

Season: 344, Shedeur Sanders, 2022

Career: 825, Robert Kent, 2000-2003

Most Passing Yards

Game: 585, Robert Kent vs. Alabama State, 2001

Season: 3,791, Casey Therriault, 2011

Career: 11,797, Robert Kent, 2000-2003

Most Touchdown Passes

Game: 7, Mark Washington, at Grambling, 1998

Season: 40, Shedeur Sanders, 2022

Career: 104, Robert Kent, 2000-2003

Most Passes Caught

Game: 14, TC Taylor, vs. Alabama State, 2001

Season: 84, TC Taylor, 2001

Career: 183, Dan Williams, 2013-16

Most Receiving Yards

Game: 235, Rico Richardson, vs. Texas Southern, 2011

Season: 1,286, Sylvester Morris, 1999

Career: 3,616, Willie Richardson, 1950-1952

Most Touchdowns Receiving

Game: 5, Sylvester Morris, vs. Grambling State, 1998

Season: 17, Sylvester Morris, 1998

Career: 36, Willie Richardson, 1950-1952

Most Touchdowns Scored

Game: 7, Walter Payton, vs. Lane, 1972

Season: 24, Walter Payton, 1973

Career: 56, Walter Payton, 1971-1974

Most Points Scored

Game: 42, Walter Payton, vs. Lane, 1972

Season: 180, Walter Payton, 1973

Career: 464, Walter Payton, 1971-1974

Most Interceptions

Game: 5, Karl Johnson vs. Grambling State, 1962

Season: 11, Lem Barney, 1966

Season: 11, Richard Harvey, 1968

Season: 11, Anthony Young, 1978

Career: 26, Lem Barney, 1964-1966

Most Interceptions Returned for TD

4, Robert Turner, 1990 (career)

Most Yards Returning Punts

459, Daryl Jones, 1966

Best Kickoff Return Average

36.9, Isaiah Bolden, 2021

Most Yards Returning Kickoffs

709, Terrey Thigpen, 2000

Most Field Goals

Season: 17, Eric Perri, 2007

Career: 52, Ryan Deising, 2012-2015

Longest Field Goal Made

Season: 50, Eric Perri, 2007 vs. Tennessee State

Season: 50, Ryan Deising, 2014 vs. Prairie View A&M

Longest Field Goal Attempted

53, Vernon Perry, 1985 vs. Texas Southern

Most Extra Points

Season: 51, Ike Ayozie, 1989

Career: 63, Ike Ayozie, 1989-1990

Most Consecutive Extra Points

Season: 45, Ike Ayozie, 1989-1990

Most Punts

Season: 87, Fred McCrae, 1987

Career: 270, Fred McCrae, 1987-1990

Most Yards Punting

Season: 3,385, Fred McCrae, 1987

Career: 10,550, Fred McCrae, 1987-1990

ALL-TIME RECORD BOOK

Passing Yards

Year	Player	Yards
1. 2011	Casey Therriault	3,808
2. 2022	Shedeur Sanders	3,752
3. 2001	Robert Kent	3,640
4. 2010	Casey Therriault	3,436
5. 2002	Robert Kent	3,374
6. 2021	Shedeur Sanders	3,231
6. 2014	LaMontiez Ivy	3,209
8. 1990	Shawn Gregory	2,870
9. 1999	Mark Washington	2,786
10. 1996	Grailyn Pratt	2,600

Passing Completions

Year	Player	Completions
1. 2022	Shedeur Sanders	344
2. 2011	Casey Therriault	272
	Shedeur Sanders	272
4. 2014	LaMontiez Ivy	270
5. 2010	Casey Therriault	255
6. 2001	Robert Kent	245
7. 2002	Robert Kent	231
8. 1996	Grailyn Pratt	202
9. 1995	Grailyn Pratt	191
10. 2003	Robert Kent	184

Touchdown Passes

Year	Player	Touchdowns
1. 2022	Shedeur Sanders	40
2. 2001	Robert Kent	31
	Robert Kent	31
	Casey Therriault	31
5. 2021	Shedeur Sanders	30
6. 1999	Mark Washington	29
	Shedeur Sanders	29
	Robert Kent	27
	Casey Therriault	27
10. 1998	Mark Washington	26

Passing Completion Percentage (over 150 att.)

Year	Player	Percentage
1. 2022	Shedeur Sanders	70.5
2. 2021	Shedeur Sanders	65.9
3. 2014	LaMontiez Ivy	64.0
4. 2023	Jason Brown	63.6
5. 2010	Casey Therriault	58.4
6. 2007	Jimmy Oliver	58.0
7. 2008	Trae Rutland	56.9
8. 1964	Bennie Crenshaw	56.3
9. 1996	Grailyn Pratt	56.0
10. 1992	Ricky Jordan	55.8

Scoring

Year	Player	Points
1. 1973	Walter Payton	160
2. 1974	Walter Payton	123
3. 1972	Walter Payton	117
4. 1998	Sylvester Morris	106
5. 1999	Sylvester Morris	90
	Destry Wright	90
	James Johnson	90
8. 2007	Eric Perri	88
9. 1990	Ike Ayozie	87
10. 2014	Ryan Deising	86

Pass Receptions

Year	Player	Receptions
1. 2001	T. C. Taylor	84
2. 2014	Daniel Williams	73
3. 1999	Sylvester Morris	69
	Keith Corbin	69
5. 1988	Ron Lewis	67
6. 2002	Tim Manning	66
	Shane Hooks	66
8. 2022	Dallas Daniels	63
9. 1998	Sylvester Morris	62
10. 2012	Rico Richardson	60

Receiving Yards

Year	Player	Yards
1. 1999	Sylvester Morris	1,286
2. 1998	Sylvester Morris	1,258
3. 2001	T. C. Taylor	1,234
4. 1960	Willie Richardson	1,227
5. 2012	Rico Richardson	1,153
6. 2002	Tim Manning	1,077
7. 2013	Zach Pendleton	1,067
8. 2014	Daniel Williams	1,004
9. 1989	Ron Lewis	945
10. 1997	Corey Bradford	937

Touchdown Receptions

Year	Player	Touchdowns
1. 1998	Sylvester Morris	17
2. 1999	Sylvester Morris	13
3. 2021	Malachi Wideman	12
4. 2012	Rico Richardson	11
	T. C. Taylor	11
	Willie Richardson	11
	Harold Jackson	11
8. 1959	Willie Richardson	10
	Jerome Barkum	10
	Zach Pendleton	10
	Shane Hooks	10

Interceptions

Year	Player	Interceptions
1. 1966	Lem Barney	11
	Richard Harvey	11
	Anthony Richards	11
4. 1986	Kevin Dent	10
5. 1965	Lem Barney	9
	Richard Harvey	9
	Robert Brazile	9
	Robert Turner	9
9. 1995	Picasso Nelson	8
	Sean Woodson	8

Punting Average

Year	Player	Average
1. 2023	Matt Noll	44.3
2. 1972	Raymond Keys	43.2
3. 1966	Lem Barney	42.5
4. 1973	Raymond Keys	42.1
5. 2013	Darcy Williamson	41.9
6. 1989	Fred McRae	41.8
7. 1965	Lem Barney	41.7
8. 1996	Cedric Dunbar	41.4
8. 1990	Fred McRae	41.2
10. 1971	Raymond Keys	40.6

Field Goals

Year	Player	Field Goals
1. 2014	Ryan Deising	18
2. 2007	Eric Perri	17
3. 2008	Eric Perri	13
4. 2009	Eric Perri	12
	Adam Harris	12
	Eric Dozier	12
	Ike Ayozie	12
	Alejandro Mata	12

THE LAST TIME ...

INDIVIDUAL

300+ Yards Passing

Jacobian Morgan (377) at UAPB (10/28/2023)

400+ Yards Passing

Shedeur Sanders (438) vs. Mississippi Valley State (9/24/2022)

Three (3) Passing Touchdowns

Jacobian Morgan (3) vs. Alcorn State (11/18/2023)

Four (4) Passing Touchdowns

Shedeur Sanders (4) vs. Southern (12/3/2022)

Five (5) Passing Touchdowns

Jacobian Morgan (5) at UAPB (10/28/2023)

10+ Receptions

Dallas Daniels (10) vs. Miss. Valley St. (9/24/2022)

100 Yards Receiving

Fabian McCray (136) at UAPB (10/28/2023)

200+ Yards Receiving

Rico Richardson (235) vs. Texas Southern (9/15/2012)

3+ Receiving Touchdowns

D.J. Stevens (3) at UAPB (10/28/2023)

100 Yards Rushing

Jacobian Morgan (110) at Mississippi Valley State (10/21/2023)

200+ Yards Rushing

Sy'veon Wilkerson (214) at Texas Southern (11/5/2022)

3+ Rushing TDs

Tommy Gooden (4) vs. Arkansas-Pine Bluff (10/5/2013)

3+ Field Goals in a Game

Gerardo Baeza vs. South Carolina State (8/26/2023)

50+ yard Field Goal

Ryan Deising (50) vs. Prairie View A&M (10/4/2014)

50+ yard Punt

Matt Noll (54) vs. Texas Southern (11/4/2023)

12+ Tackles in a Game

Jurriente Davis (12); Aubrey Miller Jr. (11) vs. Alcorn State (11/19/22)

3+ QB Sacks in a Game

Justin Ragin (3.0) at Alcorn (11/19/2022)

Fumble Return For Touchdown

Athen Smith (32 yards) vs. Bethune-Cookman (9/23/2023)

Interception Return for Touchdown

Travis Hunter (44 yards) at Alcorn State (11/19/2022)

Punt Return For Touchdown

Warren Newman (81 yards) vs. Tennessee State (9/11/2021)

Kickoff Return For Touchdown

Isaiah Bolden (91 yards) vs. Prairie View (12/4/2021)

Blocked Punt

Solomon Rogers vs. Alcorn State (11/18/2023)

Blocked Field Goal

Tru Thompson vs. Bethune-Cookman (9/23/2023)

TEAM

Shutout (Defense)

Southern (10/29/2022)

Shutout (Offense)

TCU (9/2/2017)

25+ 1st Downs in a Game

(25) vs. Southern (12/3/2022)

500+ Yds Total Offense

(638) vs. Mississippi Valley State (9/24/2022)

300+ Rushing Yards

(320) vs. Prairie View A&M (10/26/2013)

300+ Passing Yards

(372) at UAPB (10/28/2023)

400+ Passing Yards

(438) vs. Mississippi Valley State (9/24/2022)

Scored 50-59 Points in a Game

(59) vs. Florida A&M (9/4/2022)

Scored 60+ Points in a Game

(66) vs. Grambling State (10/9/2021)

Penalized 100+ Yds in a Game

(125) vs. Alcorn State (11/18/2023)

15+ Penalties in a Game

(15) vs. Alcorn State (11/18/2023)

10+ QB sacks in a Game

(10) vs. Alabama A&M (10/9/21)

3+ Interceptions By

(3) Mississippi Valley State (11/21/2023)

JACKSON STATE BY THE NUMBERS

Jackson State is one of the most well-respected schools in the FCS and HBCU football. Below is a list of accomplishments from the Jackson State football program:

ALL-AMERICANS

Year	Pos	Player	Honor
1962	WR	Willie Richardson	AP Little All-American
1967	WR	Harold Jackson	Pittsburg Courier All-American
1971	WR	Jerome Barkum	AP Little All-American
1973	RB	Walter Payton	Chevrolet - Mutual Black Network
1974	RB	Walter Payton	Chevrolet - Mutual Black Network
1974	LB	Robert Brazile	Chevrolet - Mutual Black Network
1975	RB	Walter Payton	Chevrolet - Mutual Black Network
1975	LB	Robert Brazile	Chevrolet - Mutual Black Network
1976	WR	Leon Sherrod	Mutual Black Network
1977	OL	Louis Bullard	Mutual Black Network
1977	RB	Ricky Patton	Mutual Black Network
1977	CB	Charles Williams	Mutual Black Network
1979	RB	Perry Harrington	Sheridan All-American Team
1980	C	Tom Rice	Sheridan All-American Team
1980	G	Larry Werts	Sheridan All-American Team
1981	G	Michael Field	Sheridan All-American Team
1981	RB	Larry Cowan	Sheridan All-American Team
1989	OL	Tim Brown	Sheridan All-American Team
1989	--	Ike Ayozie	Sheridan All-American Team
1989	LB	Darion Conner	Div. I-AA First Team All-American
1989	--	Fred McCrae	Sheridan All-American Team
1991	OL	Deitrich Lockridge	Div. I-AA First Team All-American
1991	TE	Harold Heath	Div. I-AA All-American
1991	DB	Isaac Morehouse	Div. I-AA All-American
1991	LB	Charles Ray Davis	Sheridan All-American Team
1992	OL	Lester Holmes	Div. I-AA First Team All-American
1992	TE	Isiah Bliss	Sheridan All-American Team
1992	OL	Lester Holmes	Sheridan All-American Team
1992	LB	Mario Perry	Sheridan All-American Team
1993	LB	Fernando Smith	Div. I-AA All-American
1995	DB	Picasso Nelson	Sheridan All-American
1996	DB	Sean Woodson	Div. I-AA First Team All-American
1996	LB	Otha Evans	Div. I-AA All-American
1999	RB	Destry Wright	Div. I-AA All-American
1999	WR	Sylvester Morris	Div. I-AA All-American
1999	DL	Eric Chandler	Div. I-AA All-American
2011	DL	Joseph Lebeau	FCS All-American
2011	DL	Joseph Lebeau	Boxtorow All-American
2011	QB	Casey Theriault	Boxtorow All-American
2011	TE	Renty Rollins	Boxtorow All-American
2012	WR	Rico Richardson	Sheridan All-American Team
2012	WR	Rico Richardson	Boxtorow All-American
2012	DL	Joseph LeBeau	Sheridan All-American Team
2012	DL	Joseph LeBeau	Boxtorow All-American
2012	DB	Qua Cox	Boxtorow All-American
2013	OL	Jordan Arthur	Boxtorow All-American
2013	DB	Qua Cox	Boxtorow All-American
2015	PK	Ryan Deising	Sheridan All-American Team
2015	DL	Javancy Jones	Sheridan All-American Team
2015	DL	Javancy Jones	Boxtorow All-American
2016	DL	Javancy Jones	Sheridan All-American Team
2021	DL	James Houston	Associated Press FCS
2022	OL	Tyler Brown	Associated Press FCS
2022	DL	Aubrey Miller Jr.	Associated Press FCS

PLAYERS OF THE YEAR

Year	Player	Pos	Honor
1971	Sylvester Collins	QB	SWAC Offensive
1973	Walter Payton	RB	SWAC Player of the Year
1973	Walter Payton	RB	Mutual Black Network
1974	Walter Payton	RB	Mutual Black Network
1977	Jessie Griffin	LB	SWAC Defensive
1979	Perry Harrington	RB	SWAC Offensive
1980	Larry Werts	LB	SWAC Defensive

1981	Keith Taylor	QB	SWAC Offensive
1982	Mario Kirksey	LB	SWAC Defensive
1985	Jackie Walker	LB	SWAC Defensive
1985	Daryl Jones	RB	SWAC Newcomer
1986	Kevin Dent	DB	SWAC Defensive
1987	Lewis Tillman	RB	SWAC Offensive
1987	Andre Lloyd	LB	SWAC Defensive
1988	Kevin Dent	DB	SWAC Defensive
1988	Lewis Tillman	RB	SWAC Offensive
1989	Darion Conner	LB	SWAC Defensive
1989	Ike Ayozie	K	SWAC Newcomer
1990	Marlo Perry	LB	SWAC Freshman
1995	Picasso Nelson	LB	SWAC Newcomer
1996	Sean Woodson	DB	SWAC Offensive
1997	Corey Bradford	WR	SWAC Newcomer
1998	Sylvester Morris	WR	SWAC Offensive
1999	Tommy Head	LB	SWAC Defensive
2000	Robert Kent	QB	SWAC Newcomer
2002	Terry Ross	WR	SWAC Freshman
2008	Marcellus Speaks	DL	SWAC Defensive
2008	Marcellus Speaks	DL	Boxtorow Defensive POY
2010	Casey Theriault	QB	SWAC Newcomer
2010	Casey Theriault	QB	Boxtorow Newcomer
2011	Casey Theriault	QB	SWAC Offensive
2011	Casey Theriault	QB	Boxtorow Player of the Year
2011	Joseph LeBeau	DE	SWAC Newcomer
2012	Rico Richardson	WR	SWAC Offensive
2013	Javancy Jones	DL	SWAC Freshman
2019	Keonte Hampton	LB	SWAC Defensive
2022	Shedeur Sanders	QB	SWAC Offensive
2022	Aubrey Miller Jr.	LB	SWAC Defensive
2022	Shedeur Sanders	QB	Boxtorow Offensive POY
2022	Aubrey Miller Jr.	LB	Boxtorow Defensive POY

ALL-TIME NFL DRAFT

Year, Round, Pick, Overall	Player	Team
1956, 20, 6, 235	Robert Hill	Colts
1959, 8, 9, 93	Bill Conner	Rams
1959, 17, 9, 201	Willie Neal	Bears
1963, 7, 5, 89	Willie Richardson	Colts
1963, 12, 10, 164	Roy Curry	Steelers
1963, 18, 13, 251	Al Greer	Lions
1964, 4, 9, 51	Ben McGee	Steelers
1965, 10, 1, 127	Ben Crenshaw	Giants
1965, 11, 3, 143	Frank Molden	Steelers
1965, 15, 14, 210	Roy Hilton	Colts
1966, 19, 4, 279	Taft Reed	Eagles
1967, 2, 8, 34	Lem Barney	Lions
1967, 6, 20, 153	Bob Hughes	Eagles
1967, 9, 24, 235	Ed Pope	Chiefs
1967, 11, 5, 268	John Walker	Falcons
1967, 14, 25, 366	Claudis James	Packers
1968, 2, 5, 32	Tom Funchess	Patriots
1968, 6, 22, 160	Sidney Ellis	Bengals
1968, 7, 15, 180	Doug Chatman	Giants
1968, 10, 3, 249	John Outlaw	Patriots
1968, 12, 14, 314	Jim Holifield	Giants
1968, 12, 23, 323	Harold Jackson	Rams
1968, 12, 24, 324	James Jackson	Colts
1968, 14, 20, 374	Edgar Whipps	Browns
1968, 14, 23, 377	Cephus Jackson	Rams
1968, 16, 11, 419	Willie Turner	Redskins
1968, 17, 27, 462	Jimmy Smith	Bengals
1969, 8, 8, 190	Jim Carr	Lions
1969, 8, 21, 203	Richard Harvey	Rams
1969, 15, 17, 381	Eugene Mosley	Vikings
1970, 2, 20, 46	Rich Caster	Jets
1970, 4, 7, 85	Joe Stevens	Bengals
1969, 8, 8, 190	Jim Carr	Lions
1969, 8, 21, 203	Richard Harvey	Rams
1969, 15, 17, 381	Eugene Mosley	Vikings
1970, 2, 20, 46	Rich Caster	Jets
1970, 4, 7, 85	Joe Stevens	Bengals

1970, 8, 3, 185	Narvel Chavers	Dolphins
1970, 12, 25, 311	James Holland	Vikings
1972, 1, 9, 9	Jerome Barkum	Jets
1972, 7, 12, 168	Rob Kelly	Steelers
1972, 7, 19, 175	Edgar Hardy	49ers
1972, 11, 12, 272	Ed Wimberly	Bears
1972, 15, 2, 366	Hosea Minnieweather	Bengals
1973, 3, 26, 78	Leon Gray	Dolphins
1974, 1, 26, 26	Don Reese	Dolphins
1974, 3, 22, 74	Roscoe Word	Jets
1974, 13, 6, 318	John Tate	Jets
1975, 1, 4, 4	Walter Payton	Bears
1975, 1, 6, 6	Robert Brazile	Oilers
1975, 7, 8, 164	Rickey Young	Chargers
1975, 8, 1, 183	John Tate	Giants
1975, 10, 15, 249	Charles James	Jets
1976, 3, 26, 86	Jackie Slater	Rams
1976, 12, 17, 336	Joe Lowery	Bills
1977, 12, 8, 315	Oaklay Dalton	Saints
1977, 12, 15, 322	Terry Irvin	Bengals
1978, 5, 9, 119	Louis Bullard	Seahawks
1978, 9, 8, 230	Charles Williams	Eagles
1978, 10, 1, 251	Earl Bryant	Chiefs
1978, 10, 7, 257	Ricky Patton	Falcons
1978, 12, 4, 310	Larry Hardy	Saints
1979, 10, 19, 267	Robert Hardy	Seahawks
1979, 12, 16, 319	Jeff Moore	Seahawks
1980, 2, 25, 53	Perry Harrington	Eagles
1981, 8, 7, 200	Larry Werts	Packers
1981, 11, 23, 299	Buster Barnett	Bills
1982, 3, 6, 61	Carl Powell	Redskins
1982, 7, 25, 192	Larry Cowan	Dolphins
1983, 9, 18, 242	Otis Brown	Cardinals
1983, 10, 7, 258	Thomas Strauthers	Eagles
1983, 11, 14, 293	Larry White	Bills
1984, 9, 27, 251	David Windham	Patriots
1984, 11, 7, 287	Tommy Norman	Falcons
1985, 2, 14, 42	Chris Burkett	Bills
1986, 2, 1, 28	Jackie Walker	Buccaneers
1986, 10, 22, 271	Victor Hall	Broncos
1987, 4, 25, 109	Leon Seals	Bills
1988, 6, 3, 140	Houston Hoover	Falcons
1988, 9, 21, 242	Deatrich Wise	Seahawks
1988, 12, 9, 314	Albert Goss	Jets
1989, 4, 9, 93	Lewis Tillman	Giants
1989, 10, 11, 262	Charles Jackson	Raiders
1990, 2, 2, 27	Darion Conner	Falcons
1990, 10, 20, 268	Mike Wallace	Browns
1990, 11, 27, 303	Ron Lewis	Raiders
1991, 3, 22, 77	Tim Barnett	Chiefs
1992, 2, 8, 36	Jimmy Smith	Cowboys
1992, 8, 12, 208	Dietrich Lockridge	Broncos
1993, 1, 19, 19	Lester Holmes	Eagles
1993, 7, 14, 182	Antonius Kimbrough	Broncos
1994, 2, 26, 55	Fernando Smith	Vikings
1994, 3, 16, 81	Marlo Perry	Bills
1996, 4, 9, 104	Eric Austin	Buccaneers
1996, 7, 19, 228	Gregory Spann	Jaguars
1997, 5, 23, 153	Sean Woodson	Bills
1998, 5, 24, 147	Toby Myles	Giants
1998, 5, 27, 150	Corey Bradford	Packers
2000, 1, 21, 21	Sylvester Morris	Chiefs
2000, 1, 23, 23	Rashard Anderson	Panthers
2000, 7, 3, 209	Eric Chandler	Browns
2000, 7, 40, 246	Leroy Fields	Broncos
2008, 6, 27, 193	Jaymar Johnson	Vikings
2022, 6, 38, 217	James Houston	Lions
2023, 7, 27, 245	Isaiah Bolden	Patriots